

Men's BASKETBALL RECORD BOOK



IT JUST MEANS MORE.™

2023-24 SEC BASKETBALL RECORD BOOK



Southeastern Conference Communications

2201 Richard Arrington Blvd. North
Birmingham, AL 35203
(205) 458-3000



HERB VINCENT
Associate Commissioner
hvincent@sec.org



CRAIG PINKERTON
Director
cpinkerton@sec.org
Men's Basketball
Contact



CHUCK DUNLAP
Director
cdunlap@sec.org



TAMMY WILSON
Director
twilson@sec.org



JILL SKOTARCZAK
Assistant Director
jskotarczak@sec.org



BEN BEATY
Assistant Director
bbeaty@sec.org

Contents

The Southeastern Conference	2-11	National Statistical Champions	67
The SEC	2-3	National Attendance Figures	68
Basketball Success	4	SEC Tournament	69-88
National Championships	5	Champions	69
Champions	6	Standings	70
Media Services	7	Results	71-78
Milestones	8	Seedings	79
Commissioner Greg Sankey	9	Attendance	80
Staff	10	Coaches	81
Official Sponsor Program	11	Individual Records	82-84
Composite Schedule	12-15	Team Records	85-86
SEC Tournament	16	All-Tournament Teams	87-88
NCAA Tournament	17	Legends	89
2022-23 Review	18-35	NCAA Tournament	90-97
Standings & Postseason Results	18	Appearances	90
Honors	19	Results	91-96
Miscellaneous Statistics	20	Coaches	97
NCAA Statistics	21	National Invitation Tournament	98-101
SEC Statistical Leaders (All Games)	22-23	Appearances	98
SEC Statistical Leaders (SEC Games)	24-25	Results	99-101
SEC Superlatives	26	Final National Polls	102
Team Statistics	27-31	Associated Press Poll History	103-106
Team Results	32-35	Honors	107-140
Almanac	36-48	National	107-108
National / SEC Champions	36	SEC	109-110
All-Time SEC Standings	37	All-America	111-113
Annual Standings	38-46	All-SEC Teams	114-123
Winningest SEC Coaches	47	SEC All-Freshman	124
SEC Championship Coaches	48	SEC All-Defensive	125
Records	49-68	SEC Community Service	126-127
Individual SEC	49-54	Miscellaneous Awards	127
Team SEC	55-57	SEC Players of the Week	128-129
Team Defensive	58	SEC Freshmen/Rookies of the Week	130-131
Games & Streaks	59	SEC Academic Honor Roll	132-137
Annual Team Leaders	60-63	SEC In The NBA Draft	138-140
Annual Individual Leaders	64-66		

Credits: The 2023-24 Southeastern Conference Men's Basketball Record Book is published by the Southeastern Conference Office, Greg Sankey, Commissioner. Permission to reprint materials in this publication, whether in whole or in part, must be obtained in writing from the editor. All information reproduced from this publication should credit the 2023-24 SEC Men's Basketball Record Book. **Editor:** Craig Pinkerton, Director of Communications; **Cover Design:** BC Romano, Director of Video and Creative Services



THE SOUTHEASTERN CONFERENCE

IT JUST MEANS MORE

CELEBRATING THE ANNIVERSARY OF TITLE IX

During the 2022-23 athletic year, the Southeastern Conference culminated a year-long celebration of the anniversary of Title IX, the landmark legislation enacted half a century ago that has had a dramatic and lasting impact on opportunities for women in collegiate athletics.

Under the banner of "50th Anniversary of Title IX: Creating Opportunities," the SEC's celebration included recognitions at Conference championship events, commemoration of achievements through online and social media channels, commemorative memorabilia and a collaboration with the SEC Network highlighting the advancement of women's sports.

On June 23, 1972, the Title IX of the Higher Education Act was passed as U.S. legislation. It was enacted to ensure "No person in the United States shall, on the basis of sex, be excluded from participation in, be denied the benefits of, or be subjected to discrimination under any education program or activity receiving Federal financial assistance."

The first Southeastern Conference title in a women's sport was awarded in 1979 and over the ensuing years SEC teams have won 118 national championships in all sports while thousands of young women have earned their college degrees on athletics scholarships.

The SEC launched www.SECsports.com/TitleIX on its official website, a site that was updated throughout the year including a timeline of great moments in SEC women's sports history. The SEC's social media channels also celebrated the anniversary over the course of the anniversary year.

During the course of the year, every SEC team in every sport donned a commemorative pre-game warmup shirt on the first weekend of their conference season that featured a specially designed SEC-Title IX anniversary logo.

The SEC created a one-minute video celebrating the anniversary, with narration by Hall of Fame basketball player Tamika Catchings, that was seen in arenas across the SEC and at all SEC championship events during the year as well as across the SEC's social media channels.

SEC TEAMS WON EIGHT NATIONAL CHAMPIONSHIPS IN 2022-23

Georgia won its second straight College Football Playoff National Championship, giving the SEC four straight CFP titles and six of the last eight • Arkansas swept NCAA titles in men's and women's indoor track and field

LSU won its first national championship in women's basketball in 2023, giving the SEC two in a row after South Carolina's title in 2022

- Florida won the NCAA championship in men's golf and men's outdoor track and field
- LSU won seventh baseball national championship and first since 2009, claiming the fourth consecutive national title for the SEC, all from different schools
- Vanderbilt won its third national title in women's bowling, a sport in which it competes in the Southland Conference

STUDENT-ATHLETE DEVELOPMENT AND ACHIEVEMENT

Student-Athlete Career Tour

Twenty-seven current and former SEC student-athletes participated in the seventh annual SEC Career Tour Nov. 29-Dec. 1 in Atlanta. It marked the sixth time studentathletes from each SEC university convened in Atlanta to participate in the career tour leading up to the SEC Football Championship Game. The event was held virtually in 2020.

The annual program allows student-athletes to connect with human resource recruiters and submit resumes for entry-level jobs, internships and gain valuable knowledge of professional branding.

The group visited the headquarters and met with executives at several corporations and organizations in the Atlanta area including Mercedes Benz Stadium, Cox Enterprises, KPMG, InterContinental Hotels Group (IHG), Mercedes Benz USA and Lockheed Martin.

SEC In NCAA's Top 10

Kentucky's Abby Steiner became the tenth SEC student-athlete in the six-year history of the NCAA's Top 10 Award to receive the prestigious honor. The award recognizes former studentathletes for their successes in competition, in the classroom and in the community. Steiner was honored at the 2023 NCAA Convention.

Steiner was a three-time NCAA Division I individual national champion and a member of Kentucky's 2022 NCAA outdoor 4x400-meter relay championship team. An 11-time first-team All-American, she also won The Bowerman as the national collegiate track and field athlete of the year.

A summa cum laude graduate, she was the 2022 SEC Indoor and Outdoor Track and Field Scholar-Athlete of the Year. Steiner volunteered with God's Pantry, preparing lunches for children and interned with Kentucky BioMotion Research Lab.

SEC Contribution To Professional Sports

The SEC continues to be a training ground for professional sports

NFL – The SEC had most active players of any conference in 2022 (369 on opening day rosters); and the most players drafted of any conference in 2023 (62) for the 17th straight year

- NBA Playoffs – The SEC had more players in the 2023 NBA playoffs than any other conference (56)
- WNBA – The SEC has had the most No. 1 picks in the 2023 WNBA draft since it started in 1997 (8); 23 former players made 2022 WNBA rosters (second among conferences)
- MLB – The SEC had 88 players on 2023 opening day rosters – the most of any conference – with at least 3 former players from each SEC school

MEDIA, BUSINESS AND INNOVATION

Revenue Distribution

For the fiscal year that ended August 31, 2022, the SEC distributed \$721.8 million dollars to its 14 members, an average of \$49.9 million per institution.

The SEC provides superior support to its 14 member universities as a direct result of the revenue distributed through the Southeastern Conference. The SEC's conference-wide commitment to the student-athlete experience is profound and translates into exceptional instruction, training, equipment, academic counseling, medical care, mental health and wellness support and life-skills development.

In addition, revenues generated through SEC athletics often contribute in significant and unique ways to the academic missions of the 14 SEC universities. Past examples of how this revenue has had an impact outside athletics has included participation in the construction and renovation of academic facilities, support of academic scholarship opportunities, funding of academic programs and direct transfers of funds to support academic budgets.

SEC Viewership Reigns Supreme

- The SEC was the most-watched conference in college football, with 42.5 billion minutes watched on all nationally rated linear networks
- For a fourth consecutive year in 2022, the SEC was the mostwatched football conference on ESPN, averaging 3.3 million viewers. SEC games on ESPN were up +14% YOY and averaged +52% more viewers than any other conference on the network.
- SEC Network was the most-viewed college network for the sixth consecutive fall season and posted double-digit growth over 2021
- SEC Network and SEC Network+ both delivered double-digit growth in streaming metrics last fall
- LSU women's basketball won the 2023 NCAA Championship, taking part in the most-viewed women's college basketball game on record (9.9 million viewers) and most-viewed college basketball game (men's or women's) ever on ESPN platforms
- SEC men's basketball games on ESPN were up +2% year-over-year, averaging more than 1 million viewers per game.



Innovative Programming Pushes SEC Network To New Heights

- SEC Network achieved its gender equity goal across live events in the 2021-22 academic year and continues to program the network with parity as a north star, providing an equal platform to further the growth of all SEC sports
- SEC Network delivered nearly 1500 hours of original programming during the 2022-23 academic year
- Out of Pocket with Alyssa Lang and Andraya Carter is the only show across ESPN platforms hosted exclusively by two women
- SEC Network has now received more than a dozen Sports Emmy nominations thanks to two nods this year, including MegaCast coverage of the 2023 College Football Playoff National Championship
- ESPN/SEC Network reporter and host Andraya Carter earned the network's first commentator Sports Emmy nomination. Carter was nominated for the Sports Emmy for Personality/ Emerging On-Air Talent.

SEC-ACC-ESPN Announce Basketball Challenges

The Southeastern Conference, Atlantic Coast Conference and ESPN in November announced the formation of the SEC/ACC Challenge for men's and women's basketball, which will begin as part of the 2023-24 season.

SEC and ACC teams will square off as part of the annual Challenge - one in men's basketball and one in women's basketball. Each one of the 28 games (30 starting in 2024-25) will be carried on an ESPN platform and each conference will host an equal number of home games.

Continued Innovation In Officiating

The SEC continued to pioneer innovation in officiating, adding official-to-official communication to expedite replay decisions in the sports of baseball and softball in 2023.

The new communications process comes on the heels of the SEC launching Collaborative Video Review in women's basketball and Centralized Video Review in softball games in 2022, becoming the first conference to use those processes in those sports as permitted by NCAA rules. The SEC now has five sports that operate Video Review out of the SEC Video Center in the Conference Office.

The SEC has been a pioneer in collaborative and centralized video review. In baseball and softball, a Replay Official in the SEC Video Center reviews plays in SEC vs. SEC games and renders decisions that are communicated to the on-site umpire crew. In football, men's and women's basketball, replay officials in the Video Center collaborate with on-site officials to determine outcomes.

The SEC successfully implemented a collaborative replay process in the sport of football in 2016, and the Conference secured NCAA approval to implement a collaborative replay process in men's basketball the following year. The SEC began centralized replay in baseball, modeled after MLB's process, in 2019.

Leaders In Attendance

For the 24th straight year, the SEC led every other conference in college football with the most fans in attendance per game with an average of 76,667. That marked an increase of 6.2% (4,472 per game)

Five SEC programs experienced double-digit percentage increases in 2022. Ole Miss, Arkansas, Vanderbilt, Tennessee and Missouri all were up at least 10.8%

- The SEC Football Championship Game attendance of 74,810 was the 27th consecutive sellout
- The top three single-session crowds in SEC Soccer Tournament history were recorded at the 2022 event, capped off by 3,025 fans attending the championship match. The total attendance of 10,450 almost doubled the previous record
- SEC Baseball has led the nation in attendance 27 years in a row. Seven of the nation's top-10 attendance leaders in 2022 were from the SEC. Regular season attendance for games on SEC campuses surpassed the 2 million mark in 2023

SEC Programming On Mental Health

Each year, the SEC convenes several meetings of its Student-Athlete Leadership Councils, and with regularity, each group regardless of sport has one consistent point of emphasis for the conference: Mental Health. In the SEC where "It Just Means More." – students-athletes have an additional message for their peers – "YOU Mean More." From Commissioner Greg Sankey and across all 14 campuses – the message has become one of the top priorities.

The SEC is teaming with the SEC Network to keep mental health top-of-mind with the theme of "YOU Mean More." The Network is developing interviews, vignettes and other impactful content to depict student-athletes explaining the importance of striving for positive mental health.

IT JUST MEANS MORE... THAN SPORTS

In the spring of 2023, the SEC launched a new phase of the "It Just Means More" campaign, focusing on the many benefits made available to student-athlete during and even after their college careers. The SEC launched two :30-second spots during March Madness focused on young basketball players aspiring to become college athletes. It was followed by similar PSAs focused on softball and baseball, and will continue into the fall. The spots are voiced by SEC student-athletes.

The basketball spots were voiced by Georgia's Jabri Abdur-Rahim and Kentucky's Nyah Leveretter. The softball spot was voiced by pitcher Bri Ellis and the baseball spot was voiced by Vanderbilt outfielder Enrique Bradfield, Jr.



SEC BASKETBALL SUCCESS

Individual Success

- Alabama's Brandon Miller earned 2023 National Freshman of the Year awards from the USBWA and NABC, joining Chris Jackson, John Wall, Anthony Davis, Ben Simmons, and Jabari Smith as SEC players who have been named national freshman of the year.
- Three players earned All-America honors from the Associated Press in 2023: Alabama's Brandon Miller (1st team), Kentucky's Oscar Tsheibwwe (2nd team) and Texas A&M's Wade Taylor IV (honorable mention).
- The SEC led all conferences with 10 players selected in the 2023 NBA Draft. Six first round selections also led the nation.
- The first two college players selected in the 2023 NBA Draft - Alabama's Brandon Miller (2nd overall) and Arkansas' Anthony Black (6th overall) - were from the SEC.
- 60 SEC players have been selected in the last six NBA Drafts. That leads all conferences: 50 ACC, 41 Big Ten, 37 Pac-12, 29 Big 12 and 19 Big East.
- 34 SEC players have been selected in the first round of the last six NBA Drafts. That leads the nation: ACC 31, Pac-12 19, Big 12 16 and Big Ten 16.
- 18 NBA Draft Lottery picks in the last six years are the most in the nation. That leads the nation: ACC 14, Big 12 10, Big Ten nine, Pac-12 six.
- Six No. 1 overall NBA Draft picks since 2010, including Georgia's Anthony Edwards in 2020.
- 12 NBA Draft picks in 2021, 2020 and 2019.
- 80 players from SEC schools were on 2022-23 NBA Opening Day rosters. Twelve of 14 SEC schools are represented and at least one SEC player is on 28 of the 30 NBA rosters.
- Five players from SEC schools named 2023 NBA All-Stars: Bam Adebayo (UK/Miami), Shai Gilgeous-Alexander (UK/Oklahoma City), Anthony Edwards (UG/Minnesota), De'Aaron Fox (UK/Sacramento) and, Julius Randle (UK/New York).
- Four players from SEC schools - Bam Adebayo (UK), Devin Booker (UK), Keldon Johnson (UK) and Khris Middleton (AM) - were members of the USA Basketball's gold medal winning teams at the Tokyo Olympics.
- Six players from SEC schools were named to the NBA's 75th Anniversary Team: Charles Barkley, Auburn; Anthony Davis, Kentucky; Pete Maravich, LSU; Shaquille O'Neal, LSU; Bob Pettit, LSU; Dominique Wilkins, Georgia.

Team Success

- 35 NCAA Tournament selections over the last four tournaments.
- A record-tying 10 SEC teams received postseason bids in 2023. The SEC's eight NCAA Tournament selections tied its previous best set in 2018. Additionally, two SEC teams competed in the National Invitation Tournament.
- Eight NCAA Tournament selections in 2023 and 2018 are the most in league history.
- 87-57 (60.4 percent) in the NCAA Tournament since 2012 (10-3 in 2012, 4-3 in 2013, 12-3 in 2014, 6-5 in 2015, 3-3 in 2016, 11-5 in 2017, 8-8 in 2018, 12-7 in 2019, 7-6 in 2021, 5-6 in 2022 and, 9-8 in 2023).
- 14 of 14 SEC teams have made at least one NCAA Tournament appearance in the last eight tournaments.
- The SEC has had at least one team advance to the Sweet 16 in 32 of the last 33 tournaments.
- Nine different SEC teams have advanced to the Sweet 16 in the last six NCAA Tournaments. All 14 SEC members have advanced to the Sweet 16 since 1996.
- The SEC has advanced at least one team to the Elite Eight in nine of the last 13 tournaments.
- The SEC has advanced a team in the Final Four six of the last 12 tournaments.
- Eight different SEC teams (Arkansas, Auburn, Florida, Georgia, Kentucky, LSU, Mississippi State and South Carolina) have appeared in the Final Four.
- Since the 2018-19 season, four different SEC schools have been ranked No. 1 in the Associated Press Poll: Alabama 2023, Auburn 2022, Kentucky 2020, and Tennessee 2019.
- Eight different SEC schools have been ranked No. 1 in the Associated Press Poll: Alabama, Arkansas, Auburn, Florida, Kentucky, Missouri, South Carolina and Tennessee.
- Three coaches enter the 2023-24 season ranking among the winningest active coaches in the nation: John Calipari (2nd with 790 wins), Rick Barnes (4th with 779 wins) and Bruce Pearl (13th with 635 wins).
- Four coaches have been named national coach of the year: Rick Barnes, Chris Beard, John Calipari and Bruce Pearl.

Fan Support

- The SEC ranked second nationally with 2,756,659 fans attending games during the 2022-23 season. An average of 11,344 fans attended games at SEC schools in 2023, an increase of 787 from 2022.
- Three of the top four attendance leaders in 2022-23 were from the SEC. Kentucky led the nation with a total attendance of 357,721 (19,873 average), Arkansas ranked with 323,875 fans (19,051 average) and Tennessee was fourth with 300,496 fans (18,781 average).

Success Off The Court

- LSU's Skylar Mays was named the 2020 CoSIDA Academic All-America of the Year. He was a two-time first team CoSIDA Academic All-America (2019 and 2020).
- 94 men's basketball students were named to the 2022-23 SEC Academic Honor Rolls for having a grade point average of 3.00 or above for either the preceding academic year or a cumulative grade point average of 3.00 or above.
- Three Men's Basketball Academic All-America of the Year hail from the SEC: Alec Kessler, UG (1989 & 1990); Bruce Elder, VU (1993), Matt Bonner, UF (2002 & 2003), Canyon Berry, UF (2017) and Skylar Mays, LS (2020).
- The Men's Basketball Leadership Council is one component of the SEC Student-Athlete Leadership Council. The others are the Women's Basketball Leadership Council and the Football Leadership Council. The student-athletes who comprise the SEC Men's Basketball Leadership Council are: Max Scharnowski, Alabama; Lawson Blake, Arkansas; Tre Donaldson, Auburn; Alex Klatsky, Florida; Noah Thomasson, Georgia; Grant Darbyshire, Kentucky; Will Baker, LSU; Brandon Murray, Ole Miss; Trey Jackson III, Mississippi State; Nick Honor, Missouri; Jacobi Wright, South Carolina; Jahmai Mashack, Tennessee; Henry Coleman III, Texas A&M; Colin Smith, Vanderbilt.

SEC NATIONAL CHAMPIONSHIPS

Baseball (15)

1990 Georgia (52-19)
1991 LSU (55-18)
1993 LSU (53-17-1)
1996 LSU (52-15)
1997 LSU (57-13)
2000 LSU (52-17)
2009 LSU (56-17)
2010 South Carolina (54-16)
2011 South Carolina (55-14)
2014 Vanderbilt (51-21)
2017 Florida (52-19)
2019 Vanderbilt (59-12)
2021 Mississippi State (50-18)
2022 Ole Miss (42-23)
2023 LSU (54-17)

Men's Basketball (11)

1948 Kentucky (36-3)
1949 Kentucky (32-2)
1951 Kentucky (32-2)
1958 Kentucky (23-6)
1978 Kentucky (30-2)
1994 Arkansas (31-3)
1996 Kentucky (34-2)
1998 Kentucky (35-4)
2006 Florida (33-6)
2007 Florida (35-5)
2012 Kentucky (38-2)

Women's Basketball (11)

1987 Tennessee (28-6)
1989 Tennessee (35-2)
1991 Tennessee (30-5)
1996 Tennessee (32-4)
1997 Tennessee (29-10)
1998 Tennessee (39-0)
2007 Tennessee (34-3)
2008 Tennessee (36-2)
2017 South Carolina (33-4)
2022 South Carolina (35-2)
2023 LSU (34-2)

Women's Bowling (3)

2007 Vanderbilt (74-14)
2018 Vanderbilt
2023 Vanderbilt

Boxing (1)

1949 LSU (20)

Men's Cross Country (8)

1972 Tennessee (134)
1991 Arkansas (52)
1992 Arkansas (46)
1993 Arkansas (31)
1995 Arkansas (100)
1998 Arkansas (97)
1999 Arkansas (58)
2000 Arkansas (83)

Women's Cross Country (2)

1988 Kentucky (75)
2019 Arkansas (96)

Equestrian (8)

2013 Auburn
2014 Georgia
2015 South Carolina
2016 Auburn
2017 Texas A&M

2018 Auburn
2019 Auburn
2021 Georgia

Football (28)

1951 Tennessee (10-1/AP, UPI)
1957 Auburn (10-0/AP)
1958 LSU (11-0/AP, UPI)
1960 Ole Miss (10-0-1/FWAA)
1961 Alabama (11-0/AP, UPI)
1964 Alabama (10-1/AP, UPI)
1965 Alabama (9-1-1/AP, FWAA)
1973 Alabama (11-1/UPI)
1978 Alabama (11-1/AP, FWAA)
1979 Alabama (12-0/AP, UPI, FWAA)
1980 Georgia (12-0/AP, UPI, FWAA)
1992 Alabama (13-0/AP, UPI, USA Today, FWAA)
1996 Florida (12-1/AP, UPI, USA Today, FWAA)
1998 Tennessee (13-0/AP, USA Today, FWAA)
2003 LSU (13-1/USA Today, BCS)
2006 Florida (13-1/USA Today, BCS)
2007 LSU (12-2/USA Today, BCS)
2008 Florida (13-1/USA Today, BCS)
2009 Alabama (14-0/USA Today, BCS)
2010 Auburn (14-0/AP, USA Today, BCS)
2011 Alabama (13-1/AP, USA Today, BCS)
2012 Alabama (13-1/AP, USA Today, BCS)
2015 Alabama (14-1/CFP, AP, USA Today)
2017 Alabama (13-1/CFP, AP, USA Today)
2019 LSU (15-0/CFP, AP, USA Today)
2020 Alabama (13-0/CFP, AP, USA Today)
2021 Georgia (14-1/CFP, AP, USA Today)
2022 Georgia (15-0/CFP, AP, USA Today)

Men's Golf (14)

1940 LSU (601-tie)
1942 LSU (590-tie)
1947 LSU (606)
1955 LSU (574)
1968 Florida (1154)
1973 Florida (1149)
1993 Florida (1145)
1999 Georgia (1180)
2001 Florida (1126)
2005 Georgia (1135)
2013 Alabama
2014 Alabama
2015 LSU
2015 Florida

Women's Golf (5)

1985 Florida (1218)
1986 Florida (1180)

2001 Georgia (1176)
2012 Alabama (1171)
2021 Ole Miss (1159)

Gymnastics (19)

1987 Georgia (187.90)
1988 Alabama (190.05)
1989 Georgia (192.65)
1991 Alabama (195.125)
1993 Georgia (198.00)
1996 Alabama (198.025)
1998 Georgia (197.725)
1999 Georgia (196.850)
2002 Alabama (197.575)
2005 Georgia (197.825)
2006 Georgia (197.750)
2007 Georgia (197.850)
2008 Georgia (197.450)
2009 Georgia (197.825)
2011 Alabama (197.650)
2012 Alabama (197.850)
2013 Florida (197.575)
2014 Florida (198.175)
2015 Florida (197.850)

Rifle (4)

2011 Kentucky
2018 Kentucky
2021 Kentucky
2022 Kentucky

Women's Soccer (1)

1998 Florida (26-1)

Softball (3)

2012 Alabama (60-8)
2014 Florida (55-12)
2015 Florida (60-7)

Men's Swimming & Diving (11)

1978 Tennessee (307)
1983 Florida (238)
1984 Florida (287.5)
1997 Auburn (496.5)
1999 Auburn (467.5)
2003 Auburn (609.5)
2004 Auburn (634)
2005 Auburn (491)
2006 Auburn (480.5)
2007 Auburn (566)
2009 Auburn (526)

Women's Swimming & Diving (14)

1982 Florida (505)
1999 Georgia (504.5)
2000 Georgia (490.5)
2001 Georgia (389)
2002 Auburn (474)
2003 Auburn (536)
2004 Auburn (569)
2005 Georgia (609.5)
2006 Auburn (518.5)
2007 Auburn (535)
2010 Florida (382)
2013 Georgia (477)
2014 Georgia (528)
2016 Georgia (414)

Men's Tennis (8)

1959 Tulane (tie)
1985 Georgia (36-1)
1987 Georgia (24-3)
1999 Georgia (26-5)
2001 Georgia (28-1)
2007 Georgia (32-0)
2008 Georgia (27-3)
2021 Florida (26-2)

Women's Tennis (10)

1992 Florida (30-0)
1994 Georgia (27-2)
1996 Florida (31-0)
1998 Florida (27-0)
2000 Georgia (27-2)
2003 Florida (31-2)
2011 Florida (31-1)
2012 Florida (27-1)
2015 Vanderbilt (25-6)
2017 Florida (29-3)

Men's Indoor Track & Field (22)

1992 Arkansas (53)
1993 Arkansas (66)
1994 Arkansas (94)
1995 Arkansas (59)
1997 Arkansas (59)
1998 Arkansas (56)
1999 Arkansas (65)
2000 Arkansas (69.5)
2001 LSU (34)
2002 Tennessee (52)
2003 Arkansas (54)
2004 LSU (44.5)
2005 Arkansas (56)
2006 Arkansas (53)
2010 Florida (57)
2011 Florida (52)
2012 Florida (52)
2013 Arkansas (57)
2017 Texas A&M (46)
2018 Florida (40)
2019 Florida (55)
2023 Arkansas (63)

Women's Indoor Track & Field (20)

1987 LSU (49)
1989 LSU (61)
1991 LSU (48)
1992 Florida (50)
1993 LSU (49)
1994 LSU (48)
1995 LSU (40)
1996 LSU (52)
1997 LSU (49)
2002 LSU (57)
2003 LSU (62)
2004 LSU (52)
2005 Tennessee (46)
2009 Tennessee (42)
2015 Arkansas (63)
2018 Georgia (61)
2019 Arkansas (62)
2021 Arkansas (68)
2022 Florida (68)
2023 Arkansas (64)

Men's Outdoor Track & Field (26)

1933 LSU (58)
1974 Tennessee (60)
1989 LSU (53)
1990 LSU (44)
1991 Tennessee (51)
1992 Arkansas (60)
1993 Arkansas (69)
1994 Arkansas (83)
1995 Arkansas (61.5)
1996 Arkansas (55)
1997 Arkansas (55)
1998 Arkansas (58.5)
1999 Arkansas (59)
2001 Tennessee (50)
2002 LSU (64)
2003 Arkansas (59)
2004 Arkansas (65.5)
2005 Arkansas (60)
2012 Florida (50)
2013 Florida (53)
Texas A&M (53)
2016 Florida (62)
2017 Florida (61.5)
2018 Georgia (52)
2021 LSU (84)
2022 Florida (54)
2022 Florida (57)

Women's Outdoor Track & Field (21)

1987 LSU (62)
1988 LSU (61)
1989 LSU (86)
1990 LSU (53)
1991 LSU (78)
1992 LSU (87)
1993 LSU (93)
1994 LSU (86)
1995 LSU (69)
1996 LSU (81)
1997 LSU (63)
2000 LSU (58)
2002 South Carolina (82)
2003 LSU (64)
2006 Auburn (57)
2008 LSU (67)
2012 LSU (76)
2014 Texas A&M (75)
2016 Arkansas (72)
2019 Arkansas (64)
2022 Florida (74)

Women's Volleyball (1)

2020-21 Kentucky (24-1)

SEC NATIONAL CHAMPIONSHIPS

	All-Time	Since 2000
Men's	144	72
Women's	118	75
Coed	4	4
TOTAL	266	151

NOTE: NCAA National Champions only with the exception of football and equestrian.



SEC CHAMPIONS

SEC Champions

	UA	AR	AU	UF	UG	UK	LS	UM	MS	MO	SC	UT	AM	VU
Baseball	14	4	6	14	6	1	17	7	11		3	4		7
M BKB	9	2	4	7	1	49	11		6		1	10	1	3
W BKB			5		7	2	3	1	2		7	18	1	
M XC	4	27	6	3		4		2	5			25		
W XC	3	22		6		3						5		1
Equestrian			6		3						2			
Football	29		8	8	14	2	12	6	1			13		
M Golf	5	2	4	16	29	1	16	1	2			3		3
W Golf	3	1	10	9	11		2	1			1		2	2
Gymnastics	9			15	16		3							
Soccer	1	3	1	14		1					3	3	3	3
Softball	6	2		9	2		5				1	2		
M S&D	2		18	44	3		1					10		
W S&D	1		5	18	12	1						2	4	
M Tennis	1		2	12	32	2	5	5	3			9	3	
W Tennis	1			29	12	1							3	2
M In. T&F	6	25	4	8		1	4					18		
W In. T&F	1	16		8	1		12					4		
M Out. T&F	3	22	4	6	1		23		1			25	2	
W Out. T&F	2	10		7	2		13				3	4	1	
Volleyball				25	2	9	5			2		4	1	
Wrestling*			5	1		2	4							
Boxing*							5							
TOTAL	100	136	88	259	154	80	141	23	31	2	21	159	21	21

The SEC Champion is determined by regular season competition in baseball, men's basketball, women's basketball, football, gymnastics, soccer, softball, men's tennis, women's tennis, and volleyball. It's determined by a meet or tournament in men's cross country, women's cross country, equestrian, men's golf, women's golf, men's indoor track & field, women's indoor track & field, men's outdoor track & field, and women's outdoor track & field.

*Discontinued Sport

NCAA Team Champions

	UA	AR	AU	UF	UG	UK	LS	UM	MS	MO	SC	UT	TUL	AM	VU	Total
Baseball				1	1		7	1	1		2				2	15
M BKB		1		2		8										11
W BKB							1				2	8				11
W BOWL															3	3
M XC		7										1				8
W XC		1				1										2
Equestrian+			4		2						1		1			8
Football	13		2	3	3		4	1				2				28
M Golf	2			5	2		5									14
W Golf	1			2	1			1								5
Gymnastics	6			3	10											19
Rifle						4										4
Soccer				1												1
Softball	1			2												3
M S&D			8	2								1				11
W S&D			5	2	7											14
M Tennis				1	6									1		8
W Tennis				7	2										1	10
M In. T&F		13		5			2					1	1			22
W In. T&F		4		2	1		11					2				20
M Out. T&F		11		6	1		5					3	1			27
W Out. T&F		2	1	1			15				1		1			21
Volleyball						1										1
Boxing*						1										1
TOTAL	23	39	20	45	36	14	51	3	1	0	6	18	4	1	6	267

^ No longer member of SEC

*Discontinued Sport

+Non-NCAA Sport

SEC Basketball Media Contacts

School	Contact	Email	Office Phone	Web Site	Twitter
Alabama	Steven Gonzales	sgonzalez@ia.ua.edu	(205) 348-5401	RollTide.com	@AlabamaMBB
Arkansas	Mike Cawood	tmcawood@uark.edu	(479) 575-3114	ArkansasRazorbacks.com	@ArkRazorbacks
Auburn	Marlene Navor	mnavor@auburn.edu	(334) 844-9800	AuburnTigers.com	@AuburnMBB
Florida	Denver Parler	Denverp@gators.uca.ufl.edu	(352) 375-4683 x6100	FloridaGators.com	@GatorsMBK
Georgia	Mike Mobley	mmobley@sports.uga.edu	(706) 542-8052	GeorgiaDogs.com	@UGABasketball
Kentucky	Deb Moore	deb.moore@uky.edu	(859) 257-3838	UKathletics.com	@KentuckyMBB
LSU	Kent Lowe	clowe@lsu.edu	(225) 578-8226	LSUsports.net	@LSUBasketball
Ole Miss	Tyler Wooten	tjwooten@olemiss.edu	(662) 915-7509	OleMissSports.com	@OleMissMBB
Mississippi State	Matt Dunaway	mdunaway@athletics.msstate.edu	(662) 325-3595	HailState.com	@HailStateMBK
Missouri	Jason Veniskey	jdvh4f@missouri.edu	(573) 884-2531	MUTigers.com	@MizzouHoops
South Carolina	Michael DeBates	mdebates@mailbox.sc.edu	(803) 777-7881	GamecocksOnline.com	@GamecockMBB
Tennessee	Alex Schwartz	aschwa26@utk.edu	(865) 974-1212	UTsports.com	@Vol_Hoops
Texas A&M	Brad Marquardt	bmarquardt@athletics.tamu.edu	(979) 862-5453	12thMan.com	@AggieMBK
Vanderbilt	Jacob Bell	jacob.d.bell@vanderbilt.edu	(615) 322-4121	vucommodores.com	@VandyMBB
SEC	Craig Pinkerton	cpinkerton@sec.org	(205) 458-3000	secsports.com	@SEC_Craig

SEC Communications Mission Statement

The Southeastern Conference has been the nation's leader in media relations during its history. The SEC understands the importance of assisting the media in providing coverage of the conference and its institutions. To this end, the conference, including all of its member institutions, shall make the best attempt to fill reasonable requests by media outlets. Members of the media are encouraged to work with the media relations director of each institution and the conference office to establish satisfactory media policies that are mutually beneficial to all parties.

SEC Release

The conference basketball release will be available beginning in early November. The release will be emailed every Monday during non-conference play and Monday and Thursday during league play. Daily updates will be available on the basketball on the media page (<https://www.secsports.com/media/mens-basketball>) at secsports.com.

Internet

General SEC basketball information can be accessed on the Web at www.secsports.com. The basketball section is updated with new material daily on the page, with standings, statistics, game previews, notes and other important information. The SEC basketball release can also be accessed off of the secsports.com website in an Adobe Acrobat file.

Weekly Awards

The SEC will name a Player of the Week and Freshman of the Week in men's basketball each Monday of the season. Each week's selections will be released on Mondays and will also be announced in the league's weekly releases. Nominations for the award are made each week by the men's basketball media relations contacts and are selected by a vote of the SEC Communications staff.

Postseason Awards

The Coaches All-SEC team with individual awards will be released on Tuesday, March 12. This year's awards include: First and Second All-SEC Teams, All-Freshman Team, All-Defensive Team, Coach of the Year, Player of the Year, Defensive Player of the Year, Scholar-Athlete of the Year, Sixth Man of the Year and Freshman of the Year.

Email Service

Press releases and information pertaining to SEC basketball will be emailed to accredited media throughout the year. To be added to the SEC basketball email list, contact Craig Pinkerton at the SEC communications office

SEC Tournament – March 13-17 – Bridgestone Arena – Nashville, Tenn.

For further information concerning media coverage of the SEC Tournament, please contact the SEC Communications Department.

Social Media

- Facebook: like the page called "Southeastern Conference"
- Twitter: @SEC
- Instagram: @SEC



SEC MILESTONES

1893 – Vanderbilt begins playing basketball at the Nashville YMCA, just two years after Dr. James Naismith originated the game at Springfield (Mass.) College.

December 8-9, 1932 – At the annual Southern Conference meeting in Knoxville, Tenn., the 13 members west and south of the Appalachian Mountains reorganized as the Southeastern Conference.

February 24-28, 1933 – The SEC's inaugural championship event was the SEC Basketball Tournament at the Atlanta City Auditorium in Atlanta, Ga.

November 30, 1933 – Alabama defeats Vanderbilt 7-0 to finish 5-0-1 in the conference and capture the SEC's first football title.

August 21, 1940 – Martin S. Conner, former governor of Mississippi, takes office as the first commissioner of the SEC in Jackson, Miss.

February 21, 1948 – Former LSU coach Bernie H. Moore appointed the SEC's second commissioner and conference office moves to Birmingham, Ala.

March 23, 1948 – Two years removed from winning the NIT title, Kentucky wins its first national championship with a 58-42 victory over Baylor.

March 26, 1949 – Kentucky won its second consecutive national title with a 46-36 decision over Oklahoma A&M.

March 27, 1951 – Despite playing with only six healthy players, Kentucky defeated Kansas State 68-58 to take the NCAA title.

October 20, 1951 – The Alabama-Tennessee football game, played at Birmingham's Legion Field, becomes the first televised event in SEC history.

March 22, 1958 – Kentucky came from behind to win the NCAA title with an 84-72 victory over Seattle.

April 1, 1966 – A.M. (Tonto) Coleman succeeds Moore as the conference's third commissioner.

March 1970 – LSU's Pete Maravich finishes his career at the National Invitation Tournament in New York City as the NCAA's all-time leading scorer with 3,667 career points.

August 1, 1972 – Dr. H. Boyd McWhorter becomes the league's fourth commissioner.

January 1, 1977 – The SEC begins its long-standing agreement with the Sugar Bowl to send its champion to New Orleans as Georgia faced Pittsburgh.

March 27, 1978 – Jack Givens scored 41 points to lead Kentucky to the NCAA title with a 94-88 decision over Duke.

February-March 1979 – After a 26-year layoff, the SEC Tournament was renewed at the Birmingham Coliseum in Birmingham, Ala. The winner of the tournament received the SEC's automatic bid to the NCAA Tournament.

July, 1983 – The SEC signs agreement with the Turner Broadcasting System to begin airing a "Game of the Week" beginning in the fall of 1984.

March 26, 1986 – The SEC and Jefferson-Pilot Teleproductions signed a contract to televise basketball games on a syndicated basis throughout the region. In February, 1992, the SEC continued its relationship with JP sports announcing a four-year agreement to televise an SEC football game of the week.

September 15, 1986 – Dr. Harvey W. Schiller succeeds McWhorter as SEC Commissioner.

January 10, 1990 – Roy F. Kramer becomes the conference's sixth commissioner.

May 31, 1990 – SEC presidents unanimously recommend that the commissioner be authorized to enter discussions with interested institutions for the purpose of expansion.

August 1, 1990 – Arkansas accepts invitation to become the SEC's 11th member.

September 25, 1990 – South Carolina accepts invitation to become 12th member of the SEC.

November 29, 1990 – SEC presidents announce divisions and vote to adopt an eight-game football schedule to begin in 1992.

Spring 1991 – Shaquille O'Neal was named National Player of the Year.

May 30, 1991 – SEC presidents award the inaugural SEC Football Championship Game to the city of Birmingham.

February 27, 1992 – SEC signs agreement with Jefferson Pilot Sports to televise SEC games annually through the 1995 season. On November 7, 1994, the League extended its agreement with JP Sports through the 2000 season.

April 15, 1992 – ABC Sports announces a four-year contract to nationally televise the SEC Football Championship Game. On October 13, 1994, ABC extended its agreement with the conference to televise the Championship Game through 2000.

December 5, 1992 – SEC hosts the nation's first Division IA conference football championship game at Legion Field. Alabama defeats Florida 28-21 to win the 1992 SEC crown and the league's USF&G Sugar Bowl berth.

February 11, 1994 – SEC announces multi-sport television agreement with CBS Sports to televise SEC football (1996-2001), men's basketball and women's basketball (1994-95 through 2000-2001).

February 25, 1994 – SEC announces that the membership has voted to play the 1994 and 1995 Football Championship Games in Atlanta's Georgia Dome. On June 1, 1995, the conference extended the agreement with the Georgia Dome through 1998 and on May 29, 1997, the SEC further extended the agreement through 2001.

April 1994 – Florida and Arkansas both advance to the Final Four. Arkansas, in just its third season as a member of the SEC, wins the national title with a 76-72 victory over Duke.

August 4, 1994 – A group of Division I-A conferences, including the SEC, select the Fiesta, Sugar and Orange Bowls as hosts for the Bowl Alliance games beginning at the conclusion of the 1995 regular season. For the first time since the 1976 season, the SEC champion will not contractually serve as the host team in the Sugar Bowl.

April 1996 – Mississippi State and Kentucky advance to the Final Four with Kentucky defeating Syracuse 76-67 in the national championship game.

February 2, 1998 – SEC announces it has reached a multi-year extension with CBS Sports to broadcast its football and men's and women's basketball games. Beginning in 2001, CBS expanded its SEC football commitment and provides exclusive national network broadcasts of SEC home games and its basketball coverage will continue to expand nationally.

March 30, 1998 – Kentucky's 78-69 victory over Utah gives the Wildcats their seventh national championship.

June 7, 1999 – SEC announces it has reached a multi-year extension with ESPN to televise football and men's and women's basketball for the next eight seasons.

December 6, 2001 – The SEC and CBS Sports announce an agreement for the network to televise the SEC Football Championship Game each year through 2008.

March 12, 2002 – Roy F. Kramer announces his retirement as the SEC's sixth commissioner, effective when a new commissioner is named. During his tenure as the SEC commissioner, the league won 85 national championships and the league distributed more than \$654 million back to its member institutions.

July 2, 2002 – Michael L. Slive becomes the seventh Commissioner of the SEC.

June 4, 2004 – The SEC Task Force on Compliance and Enforcement issues its report at the 2004 SEC Spring Meetings. The report is unanimously accepted by the 12 member institutions calls for having none of its schools on NCAA probation within the next five years.

February 23, 2005 – SEC announces the formation of its Academic Consortium, which will link academic resources of its 12 member institutions.

April 2006 – Florida and LSU advance to the Final Four with the Gators winning the school's first national championship with a 73-57 victory over UCLA. South Carolina defeated Michigan 76-64 to win the National Invitation Tournament title.

April 2, 2007 – Florida defeats Ohio State 84-75 to win its second consecutive national title. The SEC became the first conference to win Division I National Championships in football (Florida), men's basketball (Florida) and women's basketball (Tennessee) in the same school year.

June 1, 2008 – SEC announces it will distribute a league-record \$127.2 million back to the 12 member institutions under the 2007-2008 revenue sharing plans.

August 14, 2008 – CBS Sports and the SEC announce a 15-year agreement to extend broadcasts of SEC football and basketball games.

August 25, 2008 – ESPN and the SEC announce a 15-year agreement beginning in 2009-10 through 2023-24. It is the longest national rights agreement in ESPN history. ESPN entities will carry more than 5,500 SEC events including football, men's and women's basketball, Olympic sports and SEC Championships.

June 2011 – League distributes \$220 million in revenue to members. It is the highest total ever distributed in SEC history and represents a 5.3 percent increase from the \$209 million distributed to the schools in 2009-2010.

Fall 2011 – League announces that Texas A&M and Missouri will join the Southeastern Conference effective July 1, 2012, with competition to begin in all sports for the 2012-13 academic year.

April 2012 – Kentucky wins its eighth national championship and the league's 11th overall. UK's Anthony Davis is named national player of the year, is the No. 1 overall pick in the NBA Draft and goes on to win a gold medal in the Summer Olympics.

July 1, 2012 – Missouri and Texas A&M officially become members of the Southeastern Conference.

April 2014 - Florida and Kentucky compete in the Final Four with the Wildcats finishing as national runner-up.

August 14, 2014 - The SEC Network, a multi-platform network which will air SEC content 24/7 including more than 1,000 events in its first year, launches.

June 1, 2015 - Gregory A. Sankey becomes the SEC's eighth commissioner.

March 11, 2018 - An SEC record eight teams receive bids to the NCAA Tournament.

July 30, 2021: The SEC announced that the University of Oklahoma and the University of Texas will become members effective July 1, 2025, with competition to begin in all sports for the 2025-26 academic year.

November 28, 2022: The Southeastern Conference, Atlantic Coast Conference and ESPN announce the formation of the ACC/SEC Challenge for men's and women's basketball beginning as part of the 2023-24 season.



**Greg Sankey
Commissioner**

Greg Sankey became the eighth Commissioner of the Southeastern Conference on June 1, 2015, and has successfully built upon the SEC's recognized success, strong foundations and rich traditions.

Sankey has effectively introduced change and innovation for the conference while respecting the institutional traditions that make the SEC unique. With an understanding of the highly competitive environment of college sports, he has fostered the collaborative culture of the SEC that sets the conference apart and supports its continuing success.

Sankey brings a big picture approach to his position through continuing focus on a vision that positions the SEC to leverage its athletics success and reputation for a greater overall cultural and economic impact on the region, the nation and the world.

Sankey has built upon the foundation set in his first major address as the conference leader in 2015 when he stated, "Educating scholars and supporting champions provides the platform for developing leaders who will influence the world." His relentless focus on providing resources for student-athlete success continues to make the Southeastern Conference a leader in college athletics.

LEADERSHIP IN A CHALLENGING ENVIRONMENT

When the NCAA sought to navigate a changing landscape for college athletics, it called on Sankey to co-chair its Division I Transformation Committee, a body of college sports leaders tasked with addressing the most significant challenges in college athletics, to support student-athletes more effectively, and even reimagine the future of college sports.

And it was not the first time Sankey stepped forward at a crucial time for college sports. Sankey's leadership through the COVID-19 pandemic served the SEC well as the league prepared for a return to action in the fall of 2020. Sankey fostered a culture of collaboration among the leaders of the Conference in order to allow the SEC's 14 schools to move together through difficult and unprecedented decisions.

While the pandemic had a devastating effect on the finances of college athletics programs across the country, Sankey kept focus on the long-term financial vitality of the SEC. In 2020, Sankey and his team finalized a milestone 10-year agreement with the Walt Disney Company that grants ABC and ESPN exclusive broadcast rights to premier SEC football and basketball events beginning in 2024-25 and continuing through 2033-34.

Less than a year after the blockbuster agreement with Disney, the SEC made news again as Sankey ushered the University of Oklahoma and University of Texas through membership discussions and announced the two leading universities will join as members with the SEC's nationally prominent institutions.

ADVOCATING FOR STUDENT-ATHLETE OPPORTUNITY

Throughout his career, Sankey has established himself as an advocate for college athletes, creating a framework to provide young people in the Conference with challenging leadership opportunities and expanded resources to succeed at the highest levels of academic and competitive success. Student-athlete focused initiatives introduced under Sankey's leadership include:

- Creation of a leadership position in the SEC office for Student-Athlete Engagement, a role focused on offering college athletes the opportunity to participate in Conference leadership.
- Introduction of Student-Athlete Leadership Councils for Football, Men's Basketball and Women's Basketball which provide college athletes with enhanced opportunities to engage with campus leaders and Conference office staff.
- Introduction of a Student-Athlete Career Tour which provides groups of college athletes with opportunities to engage in career exploration with high level corporations and businesses in major metropolitan areas.
- Expansion of the college athlete role at the annual SEC Spring Meetings when student-athlete leaders participate in a robust agenda of interaction with administrators and coaches to provide their perspectives to Conference leaders.

ADVANCING THE CONFERENCE

Sankey has been intentional and diligent in addressing issues critical to college athletics, with an emphasis on integrity, ethics, sportsmanship and diversity including:

- Development of updated Conference policies governing conduct expectations for student-athletes, including the adoption of a serious misconduct policy governing transfers that has served as a model for similar policies adopted by other conferences. The policy was later expanded to include all incoming prospective student-athletes.
- Creation of an SEC council, consisting of a diverse group of student-athletes, administrators, coaches and SEC staff, whose purpose is to identify resources and strategies that promote equal opportunity in intercollegiate athletics.
- Crafting a new SEC bylaw aimed at encouraging, facilitating and assisting member institutions in attracting and hiring individuals in historically underrepresented groups in leadership positions of their athletics programs.

Another priority under Sankey's leadership is growing exposure for the Conference and effectively publicizing success stories of the SEC. Strategies pursued to achieve this objective include:

- Ongoing collaboration with the SEC Network to create unique exposure opportunities for Conference universities, teams and student-athletes, including behind-the-scenes programming, expanding live championship coverage for Olympic Sports and other unique programming.
- Engagement with a national marketing agency to develop and maintain a comprehensive branding campaign. The theme – "It Just Means More" – communicates the history, legacy and overall positive impact the SEC has on its region, the nation and the world.
- Introduction of the SEC Graduate Patch, a logo placed on the uniforms in every sport to provide recognition of SEC student-athletes who have earned their undergraduate degree and are continuing their participation in intercollegiate athletics.

A CAREER IN COLLEGE ATHLETICS

On March 12, 2015, the Presidents and Chancellors of the SEC announced Greg Sankey would succeed Mike Slive as Commissioner of the SEC.

Sankey, 59, first joined the SEC staff in 2002 as Associate Commissioner for Governance and later added supervision of the league's championships staff to his responsibilities. He was elevated to Executive Associate Commissioner and Chief Operating Officer for the league office in 2012, becoming responsible for the day-to-day operation of the SEC Office.

Before moving to the SEC, Sankey served as Commissioner of the Southland Conference for nearly seven years. He joined the Southland Conference staff in 1992 where he served as both assistant and associate commissioner before he was named its commissioner in 1996 at the age of 31.

Prior to his term at the Southland Conference, he was Director of Compliance and Academic Services at Northwestern State University in Natchitoches, LA, as well as coach of the Demons' golf team. Before his tenure at Northwestern State, he was the Director of Intramural Sports at Utica College in upstate New York.

A native of Auburn, NY, Sankey earned his master's degree from Syracuse University and his undergraduate degree from the State University of New York College at Cortland. Sankey and his wife, Cathy, reside in Birmingham, AL, and have two adult daughters, Hannah (and her husband, Rod) and Moriah (and her husband, Austin).

THE SANKEY FILE

1987-89	Utica College Director of Intramural Sports
1989-92	Northwestern State University Director of Compliance & Academic Services, 1990-92 Head Golf Coach, 1990-92
1992-2001	Southland Conference Assistant Commissioner, 1992-94 Associate Commissioner, 1994-96 Commissioner, 1996-2002
2002-present	Southeastern Conference Associate Commissioner, 2002-2012 Executive Associate Commissioner/ Chief Operating Officer, 2012-2015 Commissioner, 2015-present



SEC STAFF



GREG SANKEY
Commissioner



CHARLIE HUSSEY
*Deputy Commissioner/
COO*



MARK WOMACK
*Executive Associate
Commissioner/CFO*



TIFFANY DANIELS
*Associate Commissioner/
SWA*



GARTH GLISSMAN
*Associate Commissioner/
Men's Basketball*



WILLIAM KING
*Associate Commissioner/
Legal Affairs and
Compliance*



DR. LENÁ POWE MCDONALD
*Associate Commissioner/
Academic Relations*



HERB VINCENT
*Associate Commissioner/
Communications*



CHRIS WALDSMITH
*Associate Commissioner/
Finance*



DAVID BATSON
*Assistant Commissioner/
Compliance*



MATT BOYER
*Assistant Commissioner/
Compliance*



MISTY BROWN
*Assistant Commissioner/
Competition and S-A
Engagement*



MATT EVANS
*Assistant Commissioner/
Network Relations*



JEREMY HAMMOND
*Assistant Commissioner/
Championships*



KATHRYN POE SWITZER
*Executive Associate to
Commissioner Sankey*



TAYLOR BRASHER
*Director of Digital &
Social Media*



KORY DAHLEN
*Director of
Championships*



CHUCK DUNLAP
*Director of
Communications*



JOHN GIBSON
*Director of
Championships*



MEAGHAN HALL
Director of Marketing



RANDALL MALONE
*Director of Video
Operations*



CRAIG PINKERTON
*Director of
Communications*



B.C. ROMANO
*Director of Video and
Creative Services*



JIM SULLIVAN
*Director of Championship
Ticket Operations*



TAMMY WILSON
*Director of
Communications*



WHITNEY TARPAY
*Associate Director of
Academic Digital and
Social Media*



RYAN AJONG
*Assistant Director of
Video Operations*



ALLY BATTE
*Assistant Director of
Financial Operations*



BEN BEATY
*Assistant Director of
Communications*



MICHAEL EMERT
*Assistant Director of
Championship Ticket
Operations*



GARRETT LAYTON
*Assistant Director of
Video Operations*



GRACE SANDERS
*Assistant Director of
Football Administration*



JILL SKOTARCZAK
*Assistant Director of
Communications*



JOHN SULLEN
*Assistant Director of
Championship Operations
& S-A Engagement*



MEREDITH BRADY
*Coordinator for
Competition and S-A
Engagement*



DAVID CUTCLIFFE
*Special Assistant to
the Commissioner for
Football Relations*



DONNA MOORE
*Administrative Assistant
for Compliance*



EVANGELINE PRESTON
*Administrative Assistant
for Competition*



MELINDA CALDERINI
*Coordinator of First
Impressions*



JOHN McDAID
*Coordinator of Football
Officials*



MIKE EADES
*Coordinator of Men's
Basketball Officials*

SOUTHEASTERN CONFERENCE

Official Sponsor Program

The Southeastern Conference Official Sponsor program began in 1988 with three companies dedicated to intercollegiate athletics and higher education.

Now supported by many of the nation's top corporations, this program has evolved into the most successful of its kind.

Each member of the SEC Official Sponsor team shows its commitment to the future of intercollegiate athletics with contributions to SEC Youth Clinics, SEC Scholarship Programs, SEC Academic Enhancement Programs, Championship Grants, FanFare and Legends Programs.

The corporations also conduct consumer promotions designed to increase sales and brand awareness. These promotions also increase public awareness of the member institutions of the SEC, which in turn supports increased ticket sales and high television and radio ratings.

In addition to the broad spectrum of benefits provided by these contributions, each SEC institution is a direct beneficiary of the program. SEC Official Sponsors include Academy Sports + Outdoors, Allstate Insurance, Bush's Beans, Dr Pepper, Farm Rich, Gatorade, Johnsonville, Mercedes-Benz, Regions Bank and T-Mobile

Program Mission

The mission of the corporate sponsor program is:

1. To develop marketing and promotional activities that benefit the SEC, its member institutions and the participating corporations;
2. To emphasize the positive role of athletics in our society; and
3. To provide funding for youth clinics, championship events and academic enhancement programs.

SEC Licensing Program

The Southeastern Conference markets its registered marks (Southeastern Conference, SEC, SEC Seal and SEC logos) through a licensing program with the Collegiate Licensing Company. The SEC began its licensing program in 1988 to protect the use of its name and insignias and to ensure that its member institutions benefit from the use and sale of items bearing its name and/or logos.

The program also ensures that manufacturers and retailers market only the highest-quality merchandise using the conference name and logos. The SEC has joined a significant number of colleges and universities throughout the country to bring about consistency in the marketplace for officially-licensed collegiate products.

SEC Official Sponsors

Academy[®]
SPORTS+OUTDOORS



Allstate[®]



REGIONS

T-Mobile[®]



SEC COMPOSITE SCHEDULE

Monday, November 6

<i>Hall of Fame Series (Las Vegas, NV)</i>		
Georgia vs. Oregon	truTV	4:30p
Tennessee Tech at Tennessee	SECN+	6:30p
USC Upstate at South Carolina	SECN+	7:00p
New Mexico St. at Kentucky	SEC Network	8:00p
Alcorn St. at Arkansas	SECN+	8:00p
Loyola Maryland at Florida	SECN+	8:00p
Mississippi Valley St. at LSU	SECN+	8:00p
Alabama St. at Ole Miss	SECN+	8:00p
Texas A&M-Commerce at Texas A&M	SECN+	8:00p
Morehead St. at Alabama		8:00p
Arkansas-Pine Bluff at Missouri	SECN+	

Tuesday, November 7

Presbyterian at Vanderbilt	SECN+	8:00p
Auburn vs. Baylor (at Sioux Falls, SD)	ESPN	9:00p

Wednesday, November 8

<i>Barstool Sports Invitational (Chicago, IL)</i>		
Mississippi State vs. Arizona St.		TBD

Friday, November 10

<i>Hall of Fame Series (Charlotte, NC)</i>		
Florida vs. Virginia	ACC Network	7:00p
<i>Wildcat Challenge (Lexington, KY)</i>		
A&M-Commerce at Kentucky	SECN+	7:00p
Texas A&M at Ohio St.	Peacock	7:00p
Wake Forest at Georgia	SEC Network	7:00p
USC Upstate at Vanderbilt	SECN+	7:00p
Gardner-Webb at Arkansas	SECN+	8:00p
Southeastern La. at Auburn	SECN+	8:00p
Nicholls St. at LSU	SECN+	8:00p
Eastern Wash. at Ole Miss	SECN+	8:00p
Indiana St. at Alabama		8:00p
Memphis at Missouri	SEC Network	9:00p
Tennessee at Wisconsin	Peacock	9:30p
<i>Hall of Fame Series (Charlotte, NC)</i>		
South Carolina vs. Virginia Tech	ACC Network	9:30p

Saturday, November 11

UT-Martin at Mississippi State	SECN+	TBD
--------------------------------	-------	-----

Sunday, November 12

N.C. Central at Georgia	SECN+	5:00p
-------------------------	-------	-------

Monday, November 13

<i>Arizona Tip-Off (Columbia, SC)</i>		
VMI at South Carolina	SECN+	7:00p
Old Dominion at Arkansas	SECN+	8:00p
SIU Edwardsville at Missouri	SECN+	8:00p
UNC Greensboro at Vanderbilt	SECN+	8:00p

Tuesday, November 14

Wofford at Tennessee	SECN+	6:30p
Florida A&M at Florida	SECN+	7:00p
North Alabama at Mississippi State	SECN+	7:30p
Texas A&M at SMU	ESPN+	8:00p
Detroit Mercy at Ole Miss	SECN+	8:00p
South Alabama at Alabama		8:00p
<i>Champions Classic (Chicago, IL)</i>		
Kentucky vs. Kansas	ESPN	9:30p

Thursday, November 16

<i>Charleston Classic (Charleston, SC)</i>		
LSU vs. Dayton	ESPN2	4:00p
<i>Legends Classic (Brooklyn, NY)</i>		
Auburn vs. Notre Dame	ESPN2	8:00p
Missouri at Minnesota	Big Ten Network	9:00p

Friday, November 17

<i>Charleston Classic (Charleston, SC)</i>		
LSU vs. North Texas/St. John's	ESPN2/U	11:30a/2:00p
<i>Baha Mar Hoops Bahamas Championship (Nassau, Bahamas)</i>		
Georgia vs. Miami (FL)	CBSN	3:30p
<i>Legends Classic (Brooklyn, NY)</i>		
Auburn vs. Oklahoma St./St. Bonaventure	ESPN2/U	3:30/6:00p
Florida St. at Florida	SEC Network	7:00p
Stonehill College at Kentucky	SECN+	7:00p
<i>Wildcat Challenge (Lexington, KY)</i>		
Central Arkansas at Vanderbilt	SECN+	7:00p
UNC Greensboro at Arkansas	SECN+	8:00p
Oral Roberts at Texas A&M	SECN+	8:00p
<i>Emerald Coast Classic (Tuscaloosa, AL)</i>		
Mercer at Alabama		8:00p
Sam Houston St. at Ole Miss		9:00p
<i>Arizona Tip-Off (Phoenix, AZ)</i>		
South Carolina vs. DePaul	CBS Sports Network	11:30p

Saturday, November 18

<i>Basketball Hall of Fame Tip-Off (Uncasville, CT)</i>		
Mississippi State vs. Washington St.	ESPN+	12:00p

Sunday, November 19

<i>Basketball Hall of Fame Tip-Off (Uncasville, CT)</i>		
Mississippi State vs. Northwestern/Rhode Island	ESPN2/U	1/3:30p
<i>Baha Mar Hoops Bahamas Championship (Nassau, Bahamas)</i>		
Georgia vs. Kansas St./Providence	CBSN	12/2:30p
Jackson St. at Missouri	SECN+	6:00p
<i>Charleston Classic (Charleston, SC)</i>		
LSU vs. TBD		TBD
<i>Arizona Tip-Off (Phoenix, AZ)</i>		
South Carolina vs. Grand Canyon/San Francisco		TBD

Monday, November 20

<i>Maui Invitational (Honolulu, HI)</i>		
Tennessee vs. Syracuse	ESPN2	2:30p
<i>Wildcat Challenge (Lexington, KY)</i>		
Saint Joseph's at Kentucky	SEC Network	7:00p

Tuesday, November 21

<i>Maui Invitational (Honolulu, HI)</i>		
Tennessee vs. Gonzaga/Purdue	ESPN/2	2:30/8:00p
Alabama A&M at Auburn	SECN+	8:00p

Wednesday, November 22

Ole Miss at Temple	ESPN+	3:30p
South Carolina St. at Missouri	SECN+	7:00p
<i>Battle4Atlantis (Paradise Island, Bahamas)</i>		
Arkansas vs. Stanford	ESPNU	7:30p
<i>NIT Season Tip-Off (Brooklyn, NY)</i>		
Florida vs. Pittsburgh	ESPN2/U	9:30p
<i>Maui Invitational (Honolulu, HI)</i>		
Tennessee vs. TBD		TBD

Thursday, November 23

<i>ESPN Events Invitational (Kissimmee, FL)</i>		
Texas A&M vs. Penn St.	ESPN	12:00p
<i>Battle4Atlantis (Paradise Island, Bahamas)</i>		
Arkansas vs. Memphis/Michigan	ESPN/U	2:30/7:30p
<i>Vegas Showdown (Las Vegas, NV)</i>		
Vanderbilt vs. NC State	ESPN2	10:00p

SEC COMPOSITE SCHEDULE

Friday, November 24

Nicholls St. at Mississippi State	SECN+	2:00p
Winthrop at Georgia	SECN+	5:00p
<i>Emerald Coast Classic (Niceville, FL)</i>		
Alabama vs. Ohio St.	CBSN	7:00p
Marshall at Kentucky	SEC Network	7:00p
North Florida at LSU	SECN+	8:00p
<i>ESPN Events Invitational (Kissimmee, FL)</i>		
Texas A&M vs. Butler/FAU	ESPN2/+	12/2:30p
<i>NIT Season Tip-Off (Brooklyn, NY)</i>		
Florida vs. Baylor/Oregon St.	ESPN/2	3/5:30p
<i>Vegas Showdown (Las Vegas, NV)</i>		
Vanderbilt vs. Arizona St./BYU	ESPN2	7:30/9:30p
<i>Battle4Atlantis (Paradise Island, Bahamas)</i>		
Arkansas vs. TBD		TBD

Saturday, November 25

Loyola Maryland at Missouri	SECN+	12:00p
<i>Emerald Coast Classic (Niceville, FL)</i>		
Alabama vs. Oregon/Santa Clara	CBSN	4/7:00p

Sunday, November 26

<i>ESPN Events Invitational (Kissimmee, FL)</i>		
Texas A&M vs. TBD		TBD

Tuesday, November 28

<i>ACC/SEC Challenge</i>		
Mississippi State at Georgia Tech	ACC Network	7:00p
LSU at Syracuse	ESPN2	7:00p
Notre Dame at South Carolina	SEC Network	7:00p
Miami (FL) at Kentucky	ESPN	7:30p
Missouri at Pittsburgh	ESPN	7:30p
NC State at Ole Miss	ESPN2	9:00p
Clemson at Alabama	ESPN	9:30p

Wednesday, November 29

<i>ACC/SEC Challenge</i>		
Tennessee at North Carolina	ESPN	7:15p
Texas A&M at Virginia	ESPN2	7:15p
Florida at Wake Forest	ESPN	7:15p
Georgia at Florida St.	ACC Network	9:15p
Duke at Arkansas	ESPN	9:15p
Virginia Tech at Auburn	ESPN2	9:15p
Boston College at Vanderbilt	SEC Network	9:15p

Friday, December 1

Mercer at Georgia	SECN+	7:00p
George Washington at South Carolina	SECN+	7:00p
Southeastern La. at LSU	SECN+	8:00p

Saturday, December 2

Memphis at Ole Miss	ESPN2	2:00p
UNC Wilmington at Kentucky	SEC Network	4:00p
Alabama A&M at Vanderbilt	SECN+	5:00p

Sunday, December 3

Wichita St. at Missouri	ESPN2	3:00p
Southern at Mississippi State	SEC Network	4:00p
Auburn at Appalachian St.		

Monday, December 4

Arkansas St. at Alabama	SEC Network	8:00p
Furman at Arkansas	SECN+	8:00p

Tuesday, December 5

George Mason at Tennessee	SECN+	6:30p
Merrimack at Florida	SECN+	7:00p
Georgia Tech at Georgia	SEC Network	7:30p
Mount St. Mary's at Ole Miss	SECN+	8:00p

Wednesday, December 6

South Carolina at Clemson	ACC Network	8:00p
San Francisco at Vanderbilt	SECN+	8:00p
DePaul at Texas A&M	SEC Network	9:00p

Saturday, December 9

<i>Holiday Hoopsgiving (Atlanta, GA)</i>		
Mississippi State vs. Tulane	SEC Network	11:30a
Illinois at Tennessee	CBS	12:00p
Kentucky at Penn	ESPN2	12:00p
<i>Hall of Fame Series (Toronto, ON)</i>		
Alabama vs. Purdue	FOX	1:30p
Kansas St. at LSU	SEC Network	1:30p
<i>Holiday Hoopsgiving (Atlanta, GA)</i>		
Auburn vs. Indiana	ESPN2	2:00p
<i>Crimson and Cardinal Classic (Tulsa, OK)</i>		
Arkansas vs. Oklahoma	ESPN2	4:00p
South Carolina at East Carolina	ESPNU	4:00p
Missouri at Kansas	ESPN	5:15p
<i>Orange Bowl Classic (Sunrise, FL)</i>		
Florida vs. Richmond		TBD

Sunday, December 10

Ole Miss at UCF	ESPN+	4:00p
Memphis at Texas A&M	ESPN2	4:00p

Tuesday, December 12

Georgia Southern at Tennessee	SEC Network	7:00p
-------------------------------	-------------	-------

Wednesday, December 13

Murray St. at Mississippi State	SECN+	7:30p
Alabama St. at LSU	SECN+	8:00p
Auburn vs. UNC Asheville (at Huntsville, AL)		

Thursday, December 14

Florida vs. East Carolina (at Lakeland, FL)	SEC Network	7:00p
---	-------------	-------

Saturday, December 16

LSU vs. Texas (at Houston, TX)	ESPN2	12:00p
Alabama at Creighton	FOX	2:00p
Texas A&M vs. Houston (at Houston, TX)	ESPN2	2:30p
Charleston Southern at South Carolina	SEC Network	3:30p
Arkansas vs. Lipscomb (at North Little Rock, AR)	SECN+	5:00p
<i>CBS Sports Classic (Atlanta, GA)</i>		
Kentucky vs. North Carolina	CBS	5:30p
High Point at Georgia	SEC Network	5:30p
Vanderbilt vs. Texas Tech (at Fort Worth, TX)		7:30p
<i>Hall of Fame Series (San Antonio, TX)</i>		
Ole Miss vs. California	SEC Network	8:30p
Tennessee vs. NC State	ESPN2	11:00p

Sunday, December 17

Southern California at Auburn	ESPN	1:00p
Mississippi State vs. North Texas (at Tupelo, MS)		4:00p
Missouri vs. Seton Hall (at Kansas City, MO)	ESPN2	5:00p

Tuesday, December 19

Western Carolina at Vanderbilt	SEC Network	7:00p
Troy at Ole Miss	SECN+	7:00p
Winthrop at South Carolina	SECN+	7:00p
<i>Jumpman Invitational (Charlotte, NC)</i>		
Florida vs. Michigan		TBD

Wednesday, December 20

Mount St. Mary's at Georgia	SECN+	7:00p
<i>Hall of Fame Series (Phoenix, AZ)</i>		
Alabama vs. Arizona	ESPN	11:00p



SEC COMPOSITE SCHEDULE

Thursday, December 21

Kentucky at Louisville	ESPN	6:00p
Tarleton St. at Tennessee	SECN+	6:30p
Abilene Christian at Arkansas	SEC Network	7:00p
Lamar at LSU	SEC Network	9:00p

Friday, December 22

North Florida at Georgia	SECN+	3:00p
Grambling St. at Florida	SECN+	4:00p
Elon at South Carolina	SEC Network	6:00p
Houston Christian at Texas A&M	SEC Network	8:00p
Alabama St. at Auburn	SECN+	8:00p
Missouri vs. Illinois (at St. Louis, MO)	FS1	9:00p

Saturday, December 23

<i>Gotham Classic (Newark, NJ)</i>		
Mississippi State vs. Rutgers	BTN	12:00p
Vanderbilt at Memphis	CBS	4:00p
Eastern Ky. at Alabama	SEC Network	4:00p
Ole Miss vs. Southern Miss (at Biloxi, MS)		

Friday, December 29

Illinois St. at Kentucky	SEC Network	7:00p
Northwestern St. at LSU	SECN+	8:00p

Saturday, December 30

Quinnipiac at Florida	SEC Network	1:00p
Central Arkansas at Missouri	SEC Network	3:00p
Alabama A&M at Georgia	SECN+	3:00p
Chattanooga at Auburn	SEC Network	5:00p
Dartmouth at Vanderbilt	SECN+	5:00p
UNC Wilmington at Arkansas	SEC Network	7:00p
Prairie View A&M at Texas A&M	SEC Network	9:00p
Florida A&M at South Carolina	SECN+	TBD
<i>C.M. Newton Classic (Birmingham, AL)</i>		
Alabama vs. Liberty		TBD

Sunday, December 31

Bethune-Cookman at Mississippi State	SECN+	3:00p
Bryant at Ole Miss	SEC Network	4:00p

Tuesday, January 2

Norfolk St. at Tennessee	SEC Network	7:00p
Penn at Auburn	SEC Network	9:00p

Saturday, January 6

Mississippi State at South Carolina	CBS	12:00p
Kentucky at Florida	ESPN	12:30p
Georgia at Missouri	SEC Network	1:00p
Alabama at Vanderbilt	SEC Network	3:30p
Ole Miss at Tennessee	SEC Network	6:00p
LSU at Texas A&M	SEC Network	8:30p
Auburn at Arkansas	ESPN2	TBD

Tuesday, January 9

Missouri at Kentucky	ESPN	7:00p
South Carolina at Alabama	SEC Network	7:00p
Texas A&M at Auburn	ESPN2	9:00p
Vanderbilt at LSU	SEC Network	9:00p

Wednesday, January 10

Tennessee at Mississippi State	SEC Network	7:00p
Arkansas at Georgia	ESPN2/U	9:00p
Florida at Ole Miss	SEC Network	9:00p

Saturday, January 13

Tennessee at Georgia	ESPN2	12:00p
Vanderbilt at Ole Miss	SEC Network	1:00p
Kentucky at Texas A&M	ESPN	3:00p
South Carolina at Missouri	SEC Network	3:30p
Arkansas at Florida	ESPN	5:00p
LSU at Auburn	SEC Network	6:00p
Alabama at Mississippi State	SEC Network	8:30p

Tuesday, January 16

Florida at Tennessee	ESPN2	7:00p
Missouri at Alabama	SEC Network	7:00p
Georgia at South Carolina	ESPNU	9:00p
Texas A&M at Arkansas	SEC Network	9:00p

Wednesday, January 17

Mississippi State at Kentucky	ESPN2	7:00p
Ole Miss at LSU	SEC Network	7:00p
Auburn at Vanderbilt	SEC Network	9:00p

Saturday, January 20

South Carolina at Arkansas	SEC Network	1:00p
Vanderbilt at Mississippi State	SEC Network	3:30p
Georgia at Kentucky	SEC Network	6:00p
Ole Miss at Auburn	SEC Network	8:30p
Texas A&M at LSU	ESPN2/U	TBD
Florida at Missouri	ESPN2/U	TBD
Alabama at Tennessee	ESPN2/U	TBD

Tuesday, January 23

Kentucky at South Carolina	SEC Network	7:00p
Missouri at Texas A&M	SEC Network	9:00p

Wednesday, January 24

LSU at Georgia	SEC Network	6:30p
Auburn at Alabama	ESPN	7:30p
Mississippi State at Florida	SEC Network	8:30p
Arkansas at Ole Miss	ESPN2/U	9:00p

Saturday, January 27

Georgia at Florida	ESPN2/U	12:00p
Missouri at South Carolina	SEC Network	1:00p
Auburn at Mississippi State	SEC Network	3:30p
Kentucky at Arkansas	ESPN	6:00p
Tennessee at Vanderbilt	SEC Network	6:00p
LSU at Alabama	ESPN/2	8:00p
Ole Miss at Texas A&M	SEC Network	8:30p

Tuesday, January 30

South Carolina at Tennessee	SEC Network	6:30p
Mississippi State at Ole Miss	SEC Network	8:30p

Wednesday, January 31

Alabama at Georgia	SEC Network	6:30p
Florida at Kentucky	ESPN	8:00p
Arkansas at Missouri	SEC Network	8:30p
Vanderbilt at Auburn	ESPN2	9:00p

Saturday, February 3

Arkansas at LSU	ESPN/2	12:00p
South Carolina at Georgia	SEC Network	1:00p
Missouri at Vanderbilt	SEC Network	3:30p
Florida at Texas A&M	ESPN2	4:00p
Auburn at Ole Miss	SEC Network	6:00p
Tennessee at Kentucky	ESPN	8:30p
Mississippi State at Alabama	SEC Network	8:30p

Tuesday, February 6

Ole Miss at South Carolina	SEC Network	6:30p
Kentucky at Vanderbilt	SEC Network	8:30p

SEC COMPOSITE SCHEDULE

Wednesday, February 7

Alabama at Auburn	ESPN2	7:00p
LSU at Tennessee	SEC Network	7:00p
Texas A&M at Missouri	ESPN2	9:00p
Georgia at Mississippi State	SEC Network	9:00p

Saturday, February 10

Alabama at LSU	ESPN/2	12:00p
Vanderbilt at South Carolina	SEC Network	1:00p
Auburn at Florida	SEC Network	3:30p
Gonzaga at Kentucky	CBS	4:00p
Georgia at Arkansas	SEC Network	6:00p
Tennessee at Texas A&M	ESPN/2	8:00p
Mississippi State at Missouri	SEC Network	8:30p

Tuesday, February 13

Texas A&M at Vanderbilt	ESPN2/U	7:00p
LSU at Florida	SEC Network	8:00p

Tuesday, February 13

Ole Miss at Kentucky	ESPN	9:00p
----------------------	------	-------

Wednesday, February 14

South Carolina at Auburn	SEC Network	8:30p
Tennessee at Arkansas	ESPN2	9:00p

Saturday, February 17

Texas A&M at Alabama	ESPN/2	12:00p
Florida at Georgia	SEC Network	1:00p
Arkansas at Mississippi State	ESPN/2	2:00p
LSU at South Carolina	SEC Network	3:30p
Kentucky at Auburn	ESPN	6:00p
Vanderbilt at Tennessee	SEC Network	6:00p
Missouri at Ole Miss	SEC Network	8:30p

Tuesday, February 20

Arkansas at Texas A&M	ESPN	7:00p
Tennessee at Missouri	SEC Network	7:00p

Wednesday, February 21

Florida at Alabama	ESPN2/U	7:00p
Georgia at Vanderbilt	SEC Network	8:30p
Kentucky at LSU	ESPN	9:00p
Ole Miss at Mississippi State	ESPN/2	9:00p

Saturday, February 24

Missouri at Arkansas	ESPN/2	12:00p
Vanderbilt at Florida	SEC Network	1:00p
South Carolina at Ole Miss	SEC Network	3:30p
Alabama at Kentucky	CBS	4:00p
Auburn at Georgia	SEC Network	6:00p
Texas A&M at Tennessee	ESPN/2	8:00p
Mississippi State at LSU	SEC Network	8:30p

Tuesday, February 27

Kentucky at Mississippi State	ESPN	7:00p
Georgia at LSU	SEC Network	7:00p
Vanderbilt at Arkansas	SEC Network	9:00p

Wednesday, February 28

Missouri at Florida	SEC Network	6:30p
Auburn at Tennessee	ESPN2	7:00p
South Carolina at Texas A&M	SEC Network	8:30p
Alabama at Ole Miss	ESPN2	9:00p

Saturday, March 2

LSU at Vanderbilt	SEC Network	1:00p
Arkansas at Kentucky	CBS	1:30p
Florida at South Carolina	SEC Network	3:30p
Mississippi State at Auburn	ESPN2/U	4:00p
Texas A&M at Georgia	SEC Network	6:00p
Tennessee at Alabama	ESPN	8:00p
Ole Miss at Missouri	SEC Network	8:30p

Tuesday, March 5

Ole Miss at Georgia	SEC Network	7:00p
Alabama at Florida	ESPN/2	9:00p
Auburn at Missouri	SEC Network	9:00p

Wednesday, March 6

Tennessee at South Carolina	ESPN2	7:00p
LSU at Arkansas	SEC Network	7:00p
Mississippi State at Texas A&M	ESPN2/U	9:00p
Vanderbilt at Kentucky	SEC Network	9:00p

Saturday, March 9

Arkansas at Alabama	ESPN	12:00p
Texas A&M at Ole Miss	CBS	2:00p
South Carolina at Mississippi State	SEC Network	2:30p
Kentucky at Tennessee	CBS	4:00p
Florida at Vanderbilt	SEC Network	4:30p
Georgia at Auburn	SEC Network	6:30p
Missouri at LSU	SEC Network	8:30p

Wednesday, March 13

SEC Tournament Game 1	SEC Network	7:00 p.m.
SEC Tournament Game 2	SEC Network	9:00 p.m.

Thursday, March 14

SEC Tournament Game 3	SEC Network	1:00 p.m.
SEC Tournament Game 4	SEC Network	3:00 p.m.
SEC Tournament Game 5	SEC Network	7:00 p.m.
SEC Tournament Game 6	SEC Network	9:00 p.m.

Friday, March 15

SEC Tournament Game 7	ESPN	1:00 p.m.
SEC Tournament Game 8	ESPN	3:00 p.m.
SEC Tournament Game 9	SEC Network	7:00 p.m.
SEC Tournament Game 10	SEC Network	9:00 p.m.

Saturday, March 16

SEC Tournament Game 11	ESPN	1:00 p.m.
SEC Tournament Game 12	ESPN	3:00 p.m.

Sunday, March 17

Championship Game (Game 13)	ESPN	1:00 p.m.
-----------------------------	------	-----------

Game Times and Dates are subject to change.

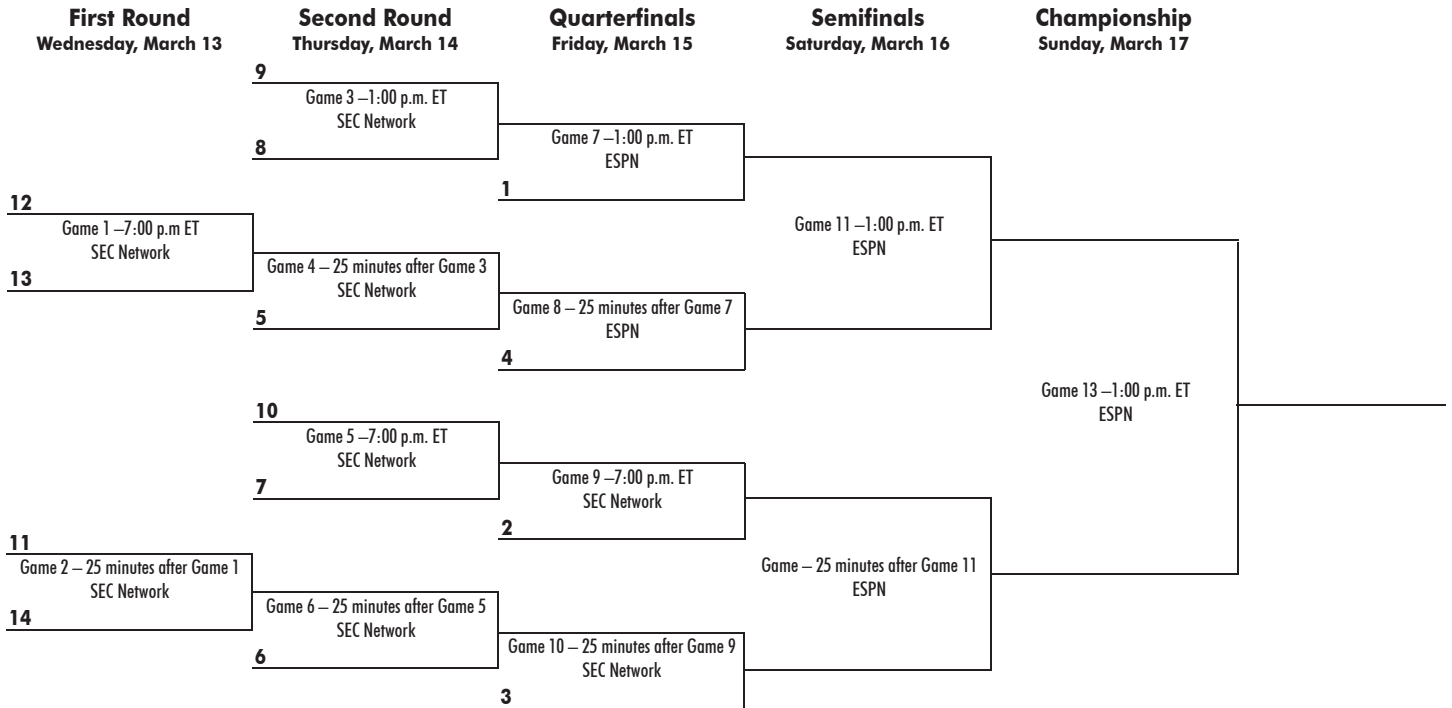
All times Eastern

*SEC Game



SEC TOURNAMENT

March 13-17, 2024 • Bridgestone Arena • Nashville, TN



The winner of the 13-game SEC Men's Basketball Tournament receives the league's automatic bid to the NCAA Tournament. The tournament seeds are determined by the 18-game conference schedule during the regular season. Teams are seeded 1-14 based on their regular season conference finish.

Atlanta served as host of the inaugural SEC Tournament played following the 1932-33 season and did so again after the 1933-34 season. The event was held every year through 1952, with the exception of 1935. After a 26-year layoff (1953-78), the tournament was renewed in 1979. The 2023 tournament will be the 65th in league history and the 45th since the renewal.

The event has helped set the stage for SEC teams in the NCAA Tournament, as 28 of the tournament champions since the tournament resumed in 1979 have advanced to at least the Sweet 16. Twenty of those teams have gone on to the Elite Eight, 12 to the Final Four and three have been crowned national champion. Six of the last 17 SEC Tournament champions have advanced to the Final Four with three of those teams winning a national championship. The SEC Tournament Champion has failed to win at least one NCAA Tournament game only four times.

Kentucky leads the league with 31 SEC Tournament titles. Alabama is second with eight, while Tennessee has five and Florida has four. Mississippi State has three championship trophies while Auburn, Georgia, Ole Miss and Vanderbilt have two. Arkansas, LSU and former league member Georgia Tech have each won one SEC Tournament championship.

Future SEC Tournament Dates & Sites

March 12-16, 2025	Nashville, TN (Bridgestone Arena)
March 11-15, 2026	Nashville, TN (Bridgestone Arena)
March 10-14, 2027	Nashville, TN (Bridgestone Arena)
March 8-12, 2028	Nashville, TN (Bridgestone Arena)
March 7-11, 2029	Nashville, TN (Bridgestone Arena)
March 13-17, 2030	Nashville, TN (Bridgestone Arena)
*March 12-16, 2031	Nashville, TN (Bridgestone Arena)
*March 10-14, 2032	Nashville, TN (Bridgestone Arena)
*March 9-13, 2033	Nashville, TN (Bridgestone Arena)
*March 8-12, 2034	Nashville, TN (Bridgestone Arena)
*March 7-11, 2035	Nashville, TN (Bridgestone Arena)

**option to extend current agreement to 2035*

SEC Tournament Tie-Breaker Procedures

Teams will be seeded No. 1 through No. 14 in the SEC Men's Basketball Tournament bracket based upon the final regular season Conference standings. Teams that finished No. 1 through No. 4 in the final regular season standings shall receive first- and second-round byes and teams that finish No. 5 through No. 10 will receive first-round byes in the SEC Men's Basketball Tournament.

1. **Two-Team Tie:** The following procedure will be used in the following order until the tie is broken:

- Won-lost results of head-to-head competition between the two teams.
- Won-lost record of the two teams versus the No. 1 seed (and proceeding through the No. 14 seed, if necessary).
- Coin flip by the Commissioner.

2. **Three-Team Tie (or more):** Won-lost record of the two teams versus the No. 1 seed (and proceeding through the No. 14 seed, if necessary).

- Best winning percentage of games played among the tied teams (Example: Team A is 3-1, Team B is 2-2 and Team C is 1-3 – Team A would be seeded highest, Team B second-highest and Team C lowest of the three).
- Best winning percentage of the tied teams versus the No. 1 seed (and proceeding through the No. 14 seed, if necessary).
- If two teams remain, coin flip by the Commissioner.
- If three or more teams remain, draw by the Commissioner.

For the purpose of seeding, if an institution is precluded from participating in the tournament, such institution will automatically be seeded last. The No. 11 seed will then receive a bye. However, for the purpose of breaking ties, that team will remain where it finished in the regular-season standings BEFORE being seeded last.

NCAA TOURNAMENT

Future NCAA Tournament Sites

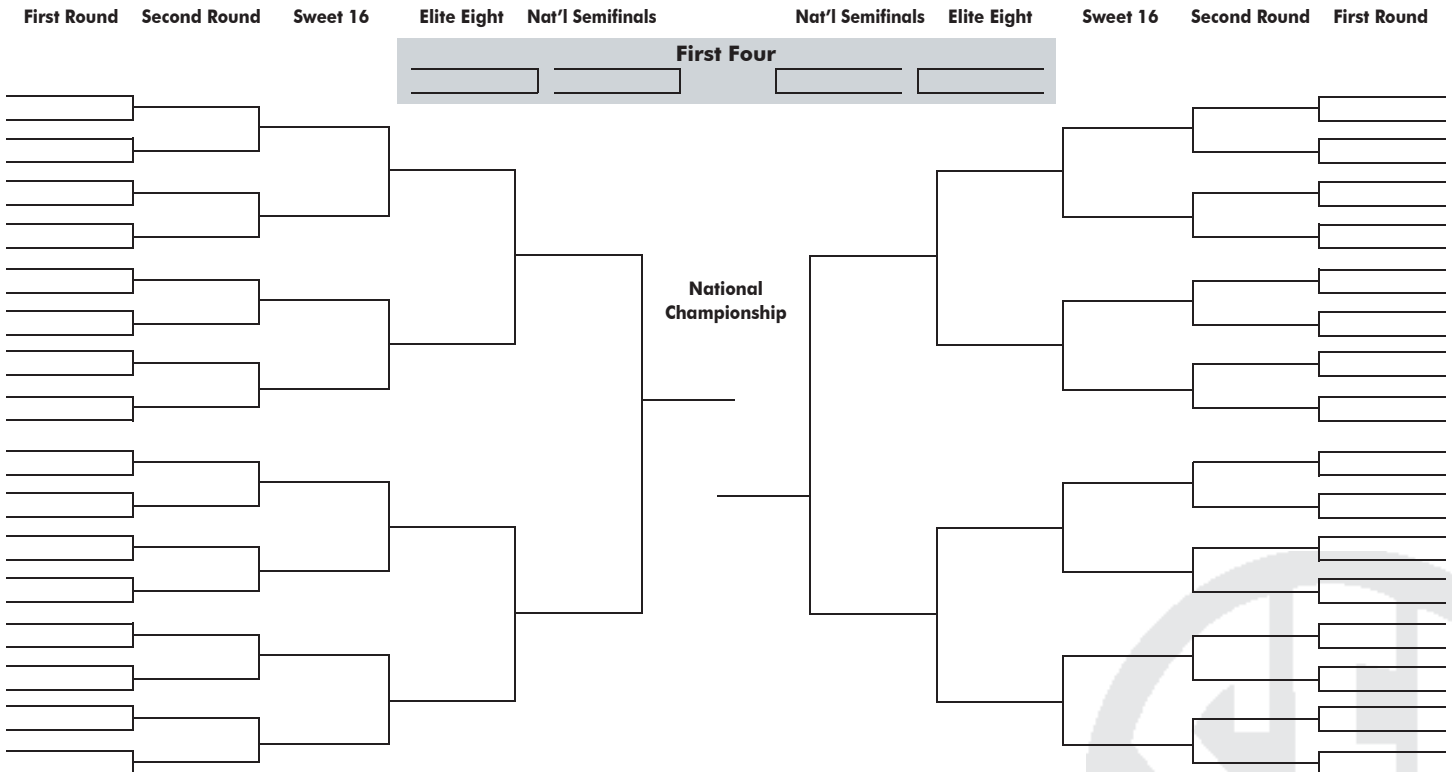
2024	Dates	City	Venue
First Four	March 19-20	Dayton, OH	UD Arena
First/Second	March 22-24	Brooklyn, NY	Barclays Center
First/Second	March 21-23	Charlotte, NC	Spectrum Center
First/Second	March 22-24	Indianapolis, IN	Gainbridge Fieldhouse
First/Second	March 21-23	Omaha, NE	CHI Health Center
First/Second	March 21-23	Pittsburgh, PA	PPG Paints Arena
First/Second	March 21-23	Salt Lake City, UT	Vivint Smart Home Arena
First/Second	March 22-24	Spokane, WA	Spokane Veterans Memorial Arena
First/Second	March 22-24	Memphis, TN	FedEx Forum
East Regional	March 28-30	Boston, MA	TD Garden
South Regional	March 29-31	Dallas, TX	American Airlines Center
Midwest Regional	March 29-31	Detroit, MI	Little Caesars Arena
West Regional	March 28-30	Los Angeles, CA	Crypto.com Arena

2026	Dates	City	Venue
First Four	March 17-18	Dayton, OH	UD Arena
First/Second	March 19-21	Buffalo, NY	KeyBank Center
First/Second	March 19-21	Greenville, SC	Bon Secours Wellness Arena
First/Second	March 20-22	Tampa, FL	Amalie Arena
First/Second	March 19-21	Oklahoma City, OK	Chesapeake Energy Arena
First/Second	March 20-22	Philadelphia, PA	Wells Fargo Center
First/Second	March 19-21	Portland, OR	Moda Center
First/Second	March 20-22	San Diego, CA	Viejas Arena
First/Second	March 20-22	St. Louis, MO	Enterprise Center
Midwest Regional	March 27-29	Chicago, IL	United Center
South Regional	March 26-28	Houston, TX	Toyota Center
West Regional	March 26-28	San Jose, CA	SAP Center
East Regional	March 27-29	Washington, D.C.	Capital One Arena

2025	Dates	City	Venue
First Four	March 18-19	Dayton, OH	UD Arena
First/Second	March 21-23	Cleveland, OH	Rocket Mortgage
First/Second	March 20-22	Denver, CO	Ball Arena
First/Second	March 21-23	Milwaukee, WI	Fiserv Forum
First/Second	March 20-22	Providence, RI	Dunkin' Donuts Center
First/Second	March 21-23	Raleigh, NC	PNC Arena
First/Second	March 20-22	Lexington, KY	Rupp Arena
First/Second	March 21-23	Seattle, WA	Climate Pledge Arena
First/Second	March 20-22	Wichita, KS	Intrust Bank Arena
South Regional	March 28-30	Atlanta, GA	State Farm Arena
Midwest Regional	March 28-30	Indianapolis, IN	Lucas Oil Stadium
East Regional	March 27-29	Newark, NJ	Prudential Center
West Regional	March 27-29	San Francisco, CA	Chase Center

Future Final Four Sites	Year	City	Venue	Dates
2024	Phoenix	State Farm Stadium	April 6 & 8	
2025	San Antonio	Alamodome	April 5 & 7	
2026	Indianapolis	Lucas Oil Stadium	April 4 & 6	
2027	Detroit	Ford Field	April 3 & 5	
2028	Las Vegas	Allegiant Stadium	April 1 & 3	
2029	Indianapolis	Lucas Oil Stadium	M 31 & A 2	
2030	North Texas	AT&T Stadium	April 6 & 8	

NCAA Tournament Bracket





2023 SEC STANDINGS/POSTSEASON

2022-23 SEC Standings

	SEC	Pct.	Home	Away	ALL	Pct.	Home	Away	Neutral	Streak
Alabama ¹⁻²	16-2	.889	9-0	7-2	31-6	.838	15-0	9-3	7-3	L1
Texas A&M	15-3	.833	9-0	6-3	25-10	.714	15-1	7-4	3-5	L2
Kentucky	12-6	.667	6-3	6-3	22-12	.647	14-4	6-4	2-4	L1
Missouri	11-7	.611	7-2	4-5	25-10	.714	16-3	5-5	4-2	L1
Tennessee	11-7	.611	7-2	4-5	25-11	.694	14-2	4-6	7-3	L1
Vanderbilt	11-7	.611	7-2	4-5	22-15	.595	14-6	5-6	3-3	L1
Auburn	10-8	.556	7-2	3-6	21-13	.618	14-2	4-8	3-3	L1
Florida	9-9	.500	6-3	3-6	16-17	.485	10-6	4-7	2-4	L2
Mississippi State	8-10	.444	5-4	3-6	21-13	.618	12-4	4-6	5-3	L2
Arkansas	8-10	.444	6-3	2-7	22-14	.611	14-3	2-8	6-3	L1
Georgia	6-12	.333	5-4	1-8	16-16	.500	13-4	1-10	2-2	L6
South Carolina	4-14	.222	1-8	3-6	11-21	.344	7-8	4-8	0-5	L1
Ole Miss	3-15	.167	1-8	2-7	12-21	.364	7-10	2-9	3-2	L1
LSU	2-16	.111	2-7	0-9	14-19	.424	10-8	0-9	4-2	L1

1-SEC Champion; 2-SEC Tournament Champion

2023 SEC Tournament

First Round – Wednesday, March 8

¹³ Ole Miss 67, ¹² South Carolina 61

¹⁴ LSU 72, ¹¹ Georgia 67

Second Round – Thursday, March 9

⁹ Mississippi State 69, ⁸ Florida 68 ot

⁵ Tennessee 70, ¹³ Ole Miss 55

¹⁰ Arkansas 76, ⁷ Auburn 73

⁶ Vanderbilt 77, ¹⁴ LSU 68

Quarterfinals – Friday, March 10

¹ Alabama 72, ⁹ Mississippi State 49

⁴ Missouri 79, ⁵ Tennessee 71

² Texas A&M 67, ¹⁰ Arkansas 61

⁶ Vanderbilt 80, ³ Kentucky 73

Semifinals – Saturday, March 11

¹ Alabama 72, ⁴ Missouri 61

² Texas A&M 87, ⁶ Vanderbilt 75

Championship – Sunday, March 12

¹ Alabama 83, ² Texas A&M 62

All-Tournament Team

MVP: Brandon Miller, Alabama

Charles Bediako, Alabama

Jahvon Quinerly, Alabama

D'Moi Hodge, Missouri

Wade Taylor IV, Texas A&M

Ezra Manjon, Vanderbilt

Attendance

Session 1 (Game 1 & 2) 14,326

Session 2 (Games 3 & 4) 13,165

Session 3 (Games 5 & 6) 14,583

Session 4 (Games 7 & 8) 16,107

Session 5 (Games 9 & 10) 17,989

Session 6 (Game 11 & 12) 17,528

Session 7 (Game 13) 18,690

TOTAL: 206,086

AVG. PER SESSION: 16,055

AVG. PER GAME: 15,852

2023 NCAA Tournament

Tuesday, March 14

Midwest Region First Four – Dayton, Ohio

11 Pittsburgh 60, 11 Mississippi St. 59

Thursday, March 16

South Region First Round – Birmingham, Ala.

1 Alabama 96, 16 A&M-Corpus Christi 75

South Region First Round – Denver, Colo.

7 Missouri 76, 10 Utah St. 65

East Region First Round – Orlando, Fla.

4 Tennessee 58, 13 Louisiana 55

Midwest Region First Round – Birmingham, Ala.

9 Auburn 83, 8 Iowa 75

Midwest Region First Round – Des Moines, Iowa

10 Penn St. 76, 7 Texas A&M 59

West Region First Round – Des Moines, Iowa

8 Arkansas 73, 9 Illinois 63

Friday, March 17

East Region First Round – Greensboro, N.C.

6 Kentucky 61, 11 Providence 53

Saturday, March 18

East Region Second Round – Orlando, Fla.

4 Tennessee 65, 5 Duke 52

West Region Second Round – Des Moines, Iowa

8 Arkansas 72, 1 Kansas 71

South Region Second Round – Denver, Colo.

15 Princeton 78, 7 Missouri 63

Midwest Region Second Round – Birmingham, Ala.

1 Houston 81, 9 Auburn 64

South Region Second Round – Birmingham, Ala.

1 Alabama 73, 8 Maryland 51

Sunday, March 19

East Region Second Round – Greensboro, N.C.

3 Kansas St. 75, 6 Kentucky 69

Thursday, March 23

West Region Semifinal – Las Vegas, NV

4 UConn 88, 8 Arkansas 65

East Region Semifinal – New York, NY

9 FAU 62, 4 Tennessee 55

Friday, March 24

South Region Semifinal – Louisville, KY

5 San Diego St. 71, 1 Alabama 64

2023 National Invitation Tournament

Tuesday, March 14

at 2 Vanderbilt 71, Yale 62

Wednesday, March 15

UCF 67, at 4 Florida 49

Saturday, March 18

2 Vanderbilt 66, 3 Michigan 65

Wednesday, March 22

4 UAB 67, at 2 Vanderbilt 59

SEC Coaches' Postseason Awards

First Team All-SEC

Brandon Miller, Alabama
Colin Castleton, Florida
Oscar Tshiebwe, Kentucky
Tolu Smith, Mississippi State
Kobe Brown, Missouri
Santiago Vescovi, Tennessee
Wade Taylor IV, Texas A&M
Liam Robbins, Vanderbilt

Second Team All-SEC

Mark Sears, Alabama
Anthony Black, Arkansas
Ricky Council IV, Arkansas
Johni Broome, Auburn
Wendell Green Jr., Auburn
KJ Williams, LSU
Zakai Zeigler, Tennessee
Tyrece Radford, Texas A&M

SEC All-Freshman Team

Jaden Bradley, Alabama
Noah Clowney, Alabama
Brandon Miller, Alabama
Anthony Black, Arkansas
Riley Kugel, Florida
Chris Livingston, Kentucky
Cason Wallace, Kentucky
Gregory "GG" Jackson II, South Carolina
Julian Phillips, Tennessee

SEC All-Defensive Team

Charles Bediako, Alabama
Davonte Davis, Arkansas
Colin Castleton, Florida
Zakai Zeigler, Tennessee
Liam Robbins, Vanderbilt

SEC Co-Coach of the Year: Buzz Williams, Texas A&M & Jerry Stackhouse, Vanderbilt

SEC Player of the Year: Brandon Miller, Alabama

SEC Scholar-Athlete of the Year: Kobe Brown, Missouri

SEC Freshman of the Year: Brandon Miller, Alabama

SEC Co-Sixth-Man of the Year: Jahvon Quinerly, Alabama & Antonio Reeves, Kentucky

SEC Defensive Player of the Year: Liam Robbins, Vanderbilt

Associated Press Postseason Awards

First Team All-SEC

Kobe Brown, Missouri
u-Wade Taylor IV, Texas A&M
Brandon Miller, Alabama
Tolu Smith, Mississippi State
Oscar Tshwiebe, Kentucky

Second Team All-SEC

Ricky Council IV, Arkansas
Zakai Zeigler, Tennessee
Colin Castleton, Florida
Liam Robbins, Vanderbilt
KJ Williams, LSU

Player of the Year: Brandon Miller, Alabama

SEC Coach of the Year: Buzz Williams, Texas A&M

Newcomer of the Year: Brandon Miller, Alabama

SEC Weekly Awards

	Player of the Week	Freshman of the Week
Nov. 14	Tolu Smith, MS	GG Jackson II, SC
Nov. 21	D'Moi Hodge, MO	Brandon Miller, UA
Nov. 28	Santiago Vescovi, UT	Anthony Black, AR
		Amaree Abram, UM
Dec. 5	Ricky Council IV, AR	Noah Clowney, UA
Dec. 12	KJ Williams, LS	Noah Clowney, UA
		Nick Smith Jr., AR
Dec. 19	Braelen Bridges, UG	Brandon Miller, UA
Dec. 26	Kobe Brown, MO	Cason Wallace, UK
Jan. 2	Trae Hannibal, LS	Brandon Miller, UA
Jan. 9	Julius Marble, AM	Brandon Miller, UA
Jan. 16	Colin Castleton, UA	Brandon Miller, UA
Jan. 23	Oscar Tshiebwe, UK	Julian Phillips, UT
Jan. 30	Zakai Zeigler, UT	Cason Wallace, UK
Feb. 6	Tolu Smith, MS	Cason Wallace, UK
Feb. 13	Liam Robbins, VU	Brandon Miller, UA
Feb. 20	Wade Taylor IV, AM	Chris Livingston, UK
Feb. 27	Oscar Tshiebwe, UK	Nick Smith Jr., AR
March 6	Jordan Wright, VU	Riley Kugel, UF

SEC Community Service Team

Noah Gurley, Alabama
Derrian Ford, Arkansas
Jaylin Williams, Auburn
Trey Bonham, Florida
Jabri Abdur-Rahim, Georgia
CJ Fredrick, Kentucky
KJ Williams, LSU
Jaemyn Brakefield, Ole Miss
Isaac Stansbury, Mississippi State
Ben Sternberg, Missouri
Hayden Brown, South Carolina
Josiah-Jordan James, Tennessee
Henry Coleman III, Texas A&M
Liam Robbins, Vanderbilt



2023 SEC MISCELLANEOUS STATS

Non-Conference Record

Conference	Record	Pct.
America East	0-0	.000
American Athletic	8-8	.500
Atlantic 10	5-3	.625
Atlantic Coast	9-4	.692
Atlantic Sun	9-1	.900
Big 12	6-13	.316
Big East	5-5	.500
Big Sky	0-0	.000
Big South	6-0	1.000
Big Ten	10-2	.833
Big West	0-0	.000
Colonial	2-0	1.000
Conference USA	2-6	.250
Horizon League	0-0	.000
Ivy Group	3-1	.250
Metro Atlantic	2-0	1.000
Mid-American	5-0	1.000
Mid-Eastern Athletic	4-0	1.000
Missouri Valley	5-2	.714
Mountain West	4-3	.571
Northeast	0-0	.000
Ohio Valley	7-0	1.000
Pac-12	6-5	.545
Patriot	2-0	1.000
Southern	8-2	.800
Southland	8-0	1.000
Southwestern Athletic	13-1	.929
Summit	6-0	1.000
Sun Belt	7-1	.875
West Coast	0-3	.000
Western Athletic	2-0	1.000
Independents	0-0	.000
Non-Division I	0-0	.000
Totals	144-59	.709

Double-Doubles

Player, School	2023	Career	vs. SEC
Oscar Tshiebwe, UK	20	60	31
Tolu Smith, MS	12	25	15
Johnni Broome, AU	10	10	8
KJ Williams, LS	9	36	4
Brandon Miller, UA	9	9	7
Jacob Toppin, UK	8	8	6
Colin Castleton, UF	6	19	9
Henry Coleman III, AM	5	10	9
Zakai Zeigler, UT	5	5	5
Liam Robbins, VU	4	14	4
Braelen Bridges, UG	4	9	4
Dexter Dennis, AM	4	9	4
Derek Fountain, LS	4	4	3
Charles Bediako, UA	3	3	2
Noah Clowney, UA	3	3	2
GG Jackson, SC	3	3	1
Kobe Brown, MO	2	9	4
Makhi Mitchell, AR	2	10	1
Jordan Wright, VU	2	10	7
D.J. Jeffries, MS	2	4	2
Olivier Nkamhoua, UT	2	3	2
Nick Pringle, UA	2	2	1
Mark Sears, UA	2	2	0
Davonte Davis, AR	2	2	1
Trevon Brazile, AR	2	2	0
Alex Fudge, UF	2	2	0
Chris Livingston, UK	2	2	2
Trae Hannibal, LS	2	2	2
Jaemyn Brakefield, UM	2	2	2
Myles Burns, UM	2	2	1
Josh Gray, SC	2	2	2
Julian Phillips, UT	2	2	1

Jayveous McKinnis, UM	1	39	1
Hayden Brown, SC	1	29	1
Sahvir Wheeler, UK	1	11	4
Tyrece Radford, AM	1	6	1
Josiah-Jordan James, UT	1	5	5
Wendell Green Jr., AU	1	4	2
Ricky Council IV, AR	1	3	0
Allen Flanigan, AU	1	2	1
Myreon Jones, UF	1	2	1
Jabri Abdur-Rahim, UG	1	1	0
James White, UM	1	1	1
Cameron Matthews, MS	1	1	1
Shawn Phillips, LS	1	1	1
Jonas Aidoo, UT	1	1	1
Santiago Vescovi, UT	1	1	1
Tyrin Lawrence, VU	1	1	1
Josh Mballa, UM	0	29	0
Kendal Coleman, LS	0	18	0
Tyler Stevenson, MS	0	18	0
Theo Akwuba, UM	0	17	0
Robert Allen, UM	0	13	0
Jailyn Ingram, UG	0	11	0
Dominick Welch, UA	0	9	0
Isiah Mosley, MO	0	8	0
Emmanuel Ansong, VU	0	8	0
Kyle Lofton, UF	0	6	0
Quentin Millora-Brown, VU	0	6	1
Noah Gurley, UA	0	5	1
Kamani Johnson, AR	0	5	0
Jalen Graham, AR	0	4	0
Makhel Mitchell, AR	0	4	0
Ebrima Dibba, SC	0	4	0
Mark Sears, UA	0	3	0
Matthew-Alexander Moncrieffe, UG	0	3	0
Noah Carter, MO	0	3	0
Tre Gomillion, MO	0	3	0
Will Richard, UF	0	2	0
Terry Roberts, UG	0	2	0
Justice Hill, LS	0	2	0
Will McNair Jr., MS	0	2	0
Tyreke Key, UT	0	2	0
Jahvon Quinerly, UA	0	1	0
Jaylin Williams, AU	0	1	0
CJ Felder, UF	0	1	0
Justin Hill, UG	0	1	0
Tye Fagan, UM	0	1	0
Dashawn Davis, MS	0	1	0
Ronnie DeGray III, MO	0	1	0
DeAndre Gholston, MO	0	1	0

Triple-Doubles

Player, School	2023	Career	vs. SEC
Sahvir Wheeler, UK	0	1	1

Associated Press Poll

Rk	Team	Record	Points
1	Alabama (48)	29-5	1,508
2	Houston (9)	31-3	1,404
3	Purdue (3)	29-5	1,367
4	Kansas	27-7	1,303
5	Texas	26-8	1,276
6	Marquette	28-6	1,244
7	UCLA (1)	29-5	1,209
8	Arizona	28-6	1,155
9	Gonzaga	28-5	1,046
10	UConn	25-8	854
11	Baylor	22-10	779
12	Duke	26-8	763
13	Xavier	25-9	738
14	Virginia	25-7	711
15	Kansas State	23-9	709
16	Miami (FL)	25-7	581
17	Texas A&M	25-9	562
18	San Diego State	27-6	550
19	Saint Mary's	26-7	426
20	Tennessee	23-10	381
21	Indiana	22-11	332
22	TCU	21-12	254
23	Missouri	24-9	171
24	Memphis	26-8	110
25	Florida Atlantic	31-3	99

Receiving Votes: Creighton 94, Oral Roberts 58, Kentucky 39, Iowa State 32, VCU 26, Utah State 15, Penn State 11, Charleston 10, West Virginia 2, Drake 2, Kent State 2, Northwestern 2

USA Today Coaches Poll

Rk	Team	Record	Points
1	Connecticut	31-8	800
2	San Diego State	32-7	688
3	Miami (Fla.)	29-8	665
4	Alabama	31-6	629
5	Florida Atlantic	35-4	615
6	Houston	33-4	614
7	Texas	29-9	587
8	UCLA	31-6	532
9	Kansas State	26-10	516
10	Gonzaga	31-6	514
11	Kansas	28-8	434
12	Creighton	24-13	426
13	Purdue	29-6	424
14	Marquette	29-7	422
15	Xavier	27-10	332
16	Tennessee	25-11	284
17	Arizona	28-7	282
18	Duke	27-9	232
19	Baylor	23-11	216
20	Michigan State	21-13	203
21	Arkansas	22-14	174
22	Saint Mary's	27-8	149
23	Virginia	25-8	112
24	Indiana	23-12	97
25	Texas A&M	25-10	88

Receiving Votes: TCU 82; Princeton 54; Kentucky 46; Missouri 42; Penn State 31; North Texas 26; Maryland 25; Northwestern 13; Auburn 10; Southern California 9; Memphis 8; West Virginia 8; Iowa State 5; Pittsburgh 2; Alabama-Birmingham 1; Fairleigh Dickinson 1; Oral Roberts 1; Providence 1.

SEC IN THE 2023 NCAA STATISTICS

Winning Percentage – Team

5	Alabama	83.8
45	Missouri	71.4
45	Texas A&M	71.4
56	Tennessee	69.4
78	Kentucky	64.7

Scoring Offense – Team

7	Alabama	81.8
26	Missouri	78.9

Scoring Defense – Team

3	Tennessee	57.9
9	Mississippi St.	61.0
70	Texas A&M	66.5

Scoring Margin – Team

4	Alabama	13.5
9	Tennessee	12.9
68	Kentucky	6.7
71	Texas A&M	6.3
77	Arkansas	6.1
100	Auburn	5.1

Field Goal Percentage – Team

36	Missouri	47.2
60	Arkansas	46.6

Field Goal Percentage Defense – Team

2	Alabama	37.1
3	Tennessee	37.3
10	Mississippi St.	39.4
29	Texas A&M	40.7
31	Auburn	40.7
49	Florida	41.5
94	Arkansas	42.4

3-Point FG Per Game – Team

11	Alabama	9.9
22	Missouri	9.3
65	Vanderbilt	8.4

3-Point FG Percentage – Team

81	Missouri	36.0
----	----------	------

3-Point FG Defense – Team

1	Tennessee	26.5
3	Alabama	28.3
6	Auburn	28.8
39	Vanderbilt	31.0
40	Arkansas	31.1
45	Mississippi St.	31.1
57	Florida	31.6
68	Georgia	31.9
98	Kentucky	32.4

Free Throw Percentage – Team

36	Texas A&M	75.9
38	Missouri	75.8

Rebound Margin – Team

2	Kentucky	9.3
7	Alabama	7.3
10	Tennessee	6.5
33	Texas A&M	4.7
39	Mississippi St.	4.4

Assists Per Game – Team

10	Tennessee	16.7
21	Missouri	16.0
47	Kentucky	15.1
49	Alabama	15.0
96	Mississippi St.	14.2

Assist/Turnover Ratio – Team

19	Missouri	1.43
27	Tennessee	1.39
57	Kentucky	1.28

Blocked Shots Per Game – Team

8	Florida	5.2
10	Alabama	5.1
12	Auburn	5.1
14	Arkansas	5.1
36	Vanderbilt	4.5

Steals Per Game – Team

2	Missouri	10.2
23	Mississippi St.	8.6
28	Arkansas	8.4
34	Tennessee	8.2
57	Auburn	7.7
97	Ole Miss	7.1

Turnovers Per Game – Team

38	Vanderbilt	10.8
53	Missouri	11.1
62	Florida	11.2

Turnover Margin – Team

1	Missouri	5.8
35	Tennessee	2.7
67	Texas A&M	1.7
68	Arkansas	1.7
78	Mississippi St.	1.5
100	Florida	1.2

Personal Fouls Per Game – Team

47	Mississippi St.	15.2
92	Ole Miss	15.9
96	South Carolina	16.0

Points Per Game – Individual

50	Brandon Miller, Alabama	18.8
85	KJ Williams, LSU	17.7

Field Goal Percentage – Individual

34	Tolu Smith, Mississippi St.	57.2
42	Oscar Tshiebwe, Kentucky	56.0
46	Kobe Brown, Missouri	55.3
67	Johni Broome, Auburn	52.7
96	Colin Castleton, Florida	50.0

3-Point FG Per Game – Individual

31	Brandon Miller, Alabama	2.86
32	D'Moi Hodge, Missouri	2.86
48	Santiago Vescovi, Tennessee	2.76

3-Point FG Percentage – Individual

37	D'Moi Hodge, Missouri	40.0
55	Brandon Miller, Alabama	38.4
73	Santiago Vescovi, Tennessee	37.0

Free Throw Percentage – Individual

28	Wade Taylor IV, Texas A&M	87.8
58	Brandon Miller, Alabama	85.9
77	Mark Sears, Alabama	84.7
91	Matthew Murrell, Ole Miss	84.3
93	Wendell Green Jr., Auburn	84.2

Rebounds Per Game – Individual

1	Oscar Tshiebwe, Kentucky	13.7
58	Tolu Smith, Mississippi St.	8.5
66	Johni Broome, Auburn	8.4
76	Brandon Miller, Alabama	8.2
92	Noah Clowney, Alabama	7.9
99	Colin Castleton, Florida	7.7

Assists Per Game – Individual

27	Zakai Zeigler, Tennessee	5.4
----	--------------------------	-----

Blocked Shots Per Game – Individual

3	Colin Castleton, Florida	3.00
10	Johni Broome, Auburn	2.36
36	Charles Bediako, Alabama	1.81
59	Makhel Mitchell, Arkansas	1.50
82	Makhi Mitchell, Arkansas	1.36
85	Dylan Cardwell, Auburn	1.34

Steals Per Game – Individual

4	D'Moi Hodge, Missouri	2.60
10	Myles Burns, Ole Miss	2.42
28	Anthony Black, Arkansas	2.06
40	Cason Wallace, Kentucky	1.97
43	Zakai Zeigler, Tennessee	1.97
68	Santiago Vescovi, Tennessee	1.82
93	Wade Taylor IV, Texas A&M	1.74
98	Wendell Green Jr., Auburn	1.71

Assist/Turnover Ratio – Individual

31	Ezra Manjon, Vanderbilt	2.59
40	Kyle Lofton, Florida	2.45
46	Zakai Zeigler, Tennessee	2.37
88	Cason Wallace, Kentucky	2.03
93	Santiago Vescovi, Tennessee	2.00

Double-Doubles – Individual

3	Oscar Tshiebwe, Kentucky	20
33	Tolu Smith, Mississippi St.	12
55	Johni Broome, Auburn	10
75	Brandon Miller, Alabama	9
75	KJ Williams, LSU	9
87	Jacob Toppin, Kentucky	8



2023 TEAM LEADERS (ALL GAMES)

Scoring Offense

Team	G	W-L	Points	Avg
1. Alabama	36	31-5	2963	82.31
2. Missouri	35	25-10	2762	78.91
3. Kentucky	34	22-12	2532	74.47
4. Arkansas	35	22-13	2601	74.31
5. Texas A&M	35	25-10	2549	72.83
6. Auburn	34	21-13	2474	72.76
7. Vanderbilt	36	22-14	2602	72.28
8. Florida	33	16-17	2351	71.24
9. Tennessee	35	25-10	2492	71.20
10. Georgia	32	16-16	2193	68.53
11. LSU	33	14-19	2231	67.61
12. Ole Miss	33	12-21	2227	67.48
13. Mississippi St.	34	21-13	2234	65.71
14. South Carolina	32	11-21	2059	64.34

Scoring Defense

Team	G	Points	Avg
1. Tennessee	35	2022	57.77
2. Mississippi St.	34	2073	60.97
3. Texas A&M	35	2327	66.49
4. Arkansas	35	2358	67.37
5. Auburn	34	2302	67.71
6. Kentucky	34	2305	67.79
7. Alabama	36	2455	68.19
8. Florida	33	2264	68.61
9. Ole Miss	33	2279	69.06
10. LSU	33	2334	70.73
11. Georgia	32	2289	71.53
12. Vanderbilt	36	2578	71.61
13. South Carolina	32	2324	72.63
14. Missouri	35	2604	74.40

Scoring Margin

Team	G	OFF	DEF	Margin
1. Alabama	36	82.31	68.19	+14.11
2. Tennessee	35	71.20	57.77	+13.43
3. Arkansas	35	74.31	67.37	+6.94
4. Kentucky	34	74.47	67.79	+6.68
5. Texas A&M	35	72.83	66.49	+6.34
6. Auburn	34	72.76	67.71	+5.06
7. Mississippi St.	34	65.71	60.97	+4.74
8. Missouri	35	78.91	74.40	+4.51
9. Florida	33	71.24	68.61	+2.64
10. Vanderbilt	36	72.28	71.61	+0.67
11. Ole Miss	33	67.48	69.06	-1.58
12. Georgia	32	68.53	71.53	-3.00
13. LSU	33	67.61	70.73	-3.12
14. South Carolina	32	64.34	72.63	-8.28

Field Goal Percentage

Team	G	FG	FGA	Pct
1. Missouri	35	988	2092	.472
2. Arkansas	35	941	2000	.471
3. Kentucky	34	929	2045	.454
4. Alabama	36	1000	2243	.446
5. Auburn	34	875	1991	.439
6. Tennessee	35	887	2034	.436
7. Florida	33	830	1904	.436
8. Texas A&M	35	835	1932	.432
9. Vanderbilt	36	905	2112	.429
10. Ole Miss	33	816	1933	.422
11. Mississippi St.	34	816	1936	.421
12. Georgia	32	728	1774	.410
13. LSU	33	768	1875	.410
14. South Carolina	32	744	1846	.403

Field Goal Percentage Defense

Team	G	FG	FGA	Pct
1. Alabama	36	859	2318	.371
2. Tennessee	35	686	1845	.372
3. Mississippi St.	34	728	1849	.394
4. Texas A&M	35	783	1924	.407
5. Auburn	34	788	1935	.407
6. Florida	33	830	2002	.415
7. Arkansas	35	816	1942	.420
8. Kentucky	34	827	1929	.429
9. Vanderbilt	36	930	2155	.432
10. Ole Miss	33	819	1873	.437
11. Georgia	32	841	1912	.440
12. Missouri	35	891	1998	.446
13. LSU	33	831	1859	.447
14. South Carolina	32	864	1858	.465

Free Throw Percentage

Team	G	FTM	FTA	Pct
1. Texas A&M	35	662	872	.759
2. Missouri	35	461	608	.758
3. Georgia	32	522	718	.727
4. Alabama	36	600	828	.725
5. LSU	33	456	632	.722
6. Florida	33	471	657	.717
7. Vanderbilt	36	490	685	.715
8. Tennessee	35	448	631	.710
9. Kentucky	34	461	653	.706
10. Arkansas	35	545	783	.696
11. Auburn	34	503	723	.696
12. Ole Miss	33	392	564	.695
13. South Carolina	32	327	495	.661
14. Mississippi St.	34	424	655	.647

3-Point Field Goal Percentage

Team	G	FG	FGA	Pct
1. Missouri	35	325	904	.360
2. Kentucky	34	213	613	.347
3. Alabama	36	363	1066	.341
4. Vanderbilt	36	302	891	.339
5. Tennessee	35	270	817	.330
6. LSU	33	239	730	.327
7. Texas A&M	35	217	666	.326
8. South Carolina	32	244	755	.323
9. Georgia	32	215	678	.317
10. Auburn	34	221	701	.315
11. Florida	33	220	701	.314
12. Arkansas	35	174	556	.313
13. Ole Miss	33	203	671	.303
14. Mississippi St.	34	178	669	.266

3-Point Field Goal Percentage Defense

Team	G	FG	FGA	Pct
1. Tennessee	35	202	765	.264
2. Alabama	36	196	698	.281
3. Auburn	34	192	667	.288
4. Arkansas	35	180	588	.306
5. Mississippi St.	34	252	809	.311
6. Vanderbilt	36	246	784	.314
7. Florida	33	192	608	.316
8. Georgia	32	224	702	.319
9. Kentucky	34	222	685	.324
10. Texas A&M	35	290	880	.330
11. Ole Miss	33	218	645	.338
12. South Carolina	32	228	674	.338
13. LSU	33	265	773	.343
14. Missouri	35	309	884	.350

3-Point Field Goals Made

Team	G	3FG	Avg
1. Alabama	36	363	10.08
2. Missouri	35	325	9.29
3. Vanderbilt	36	302	8.39
4. Tennessee	35	270	7.71
5. South Carolina	32	244	7.63
6. LSU	33	239	7.24
7. Georgia	32	215	6.72
8. Florida	33	220	6.67
9. Auburn	34	221	6.50
10. Kentucky	34	213	6.26
11. Texas A&M	35	217	6.20
12. Ole Miss	33	203	6.15
13. Mississippi St.	34	178	5.24
14. Arkansas	35	174	4.97

Rebounding Offense

Team	G	Reb	Avg
1. Alabama	36	1600	44.44
2. Kentucky	34	1339	39.38
3. Tennessee	35	1346	38.46
4. Mississippi St.	34	1288	37.88
5. Texas A&M	35	1288	36.80
6. Auburn	34	1231	36.21
7. Vanderbilt	36	1294	35.94
8. Georgia	32	1145	35.78
9. Ole Miss	33	1180	35.76
10. Arkansas	35	1241	35.46
11. LSU	33	1156	35.03
12. Florida	33	1143	34.64
13. South Carolina	32	1091	34.09
14. Missouri	35	1058	30.23

Rebounding Defense

Team	G	Reb	Avg
1. Kentucky	34	1022	30.06
2. Tennessee	35	1107	31.63
3. Texas A&M	35	1122	32.06
4. Arkansas	35	1146	32.74
5. Mississippi St.	34	1138	33.47
6. LSU	33	1125	34.09
7. Ole Miss	33	1127	34.15
8. South Carolina	32	1122	35.06
9. Georgia	32	1138	35.56
10. Auburn	34	1211	35.62
11. Vanderbilt	36	1321	36.69
12. Alabama	36	1335	37.08
13. Missouri	35	1310	37.43
14. Florida	33	1274	38.61

Rebounding Margin

Team	G	TEAM	OPP	Margin
1. Kentucky	34	39.38	30.06	+9.32
2. Alabama	36	44.44	37.08	+7.36
3. Tennessee	35	38.46	31.63	+6.83
4. Texas A&M	35	36.80	32.06	+4.74
5. Mississippi St.	34	37.88	33.47	+4.41
6. Arkansas	35	35.46	32.74	+2.71
7. Ole Miss	33	35.76	34.15	+1.61
8. LSU	33	35.03	34.09	+0.94
9. Auburn	34	36.21	35.62	+0.59
10. Georgia	32	35.78	35.56	+0.22
11. Vanderbilt	36	35.94	36.69	-0.75
12. South Carolina	32	34.09	35.06	-0.97
13. Florida	33	34.64	38.61	-3.97
14. Missouri	35	30.23	37.43	-7.20

Blocked Shots

Team	G	Blocks	Avg
1. Florida	33	171	5.18
2. Arkansas	35	180	5.14
3. Alabama	36	184	5.11
4. Auburn	34	172	5.06
5. Vanderbilt	36	160	4.44
6. Ole Miss	33	123	3.73
7. Tennessee	35	129	3.69
8. Kentucky	34	125	3.68
9. Mississippi St.	34	117	3.44
10. Missouri	35	94	2.69
11. LSU	33	88	2.67
12. Georgia	32	85	2.66
13. South Carolina	32	84	2.63
14. Texas A&M	35	82	2.34

Assists

Team	G	Assists	Avg
1. Tennessee	35	589	16.83
2. Missouri	35	558	15.94
3. Alabama	36	545	15.14
4. Kentucky	34	512	15.06
5. Mississippi St.	34	482	14.18
6. Auburn	34	479	14.09
7. Ole Miss	33	432	13.09
8. Arkansas	35	455	13.00
9. Texas A&M	35	439	12.54
10. LSU	33	406	12.30
Florida	33	406	12.30
12. Vanderbilt	36	420	11.67
13. Georgia	32	358	11.19
14. South Carolina	32	355	11.09

Steals

Team	G	Steals	Avg
1. Missouri	35	357	10.20
2. Mississippi St.	34	293	8.62
3. Arkansas	35	294	8.40
4. Tennessee	35	290	8.29
5. Auburn	34	263	7.74
6. Ole Miss	33	235	7.12
7. Florida	33	225	6.82
8. LSU	33	223	6.76
9. Texas A&M	35	235	6.71
10. Kentucky	34	219	6.44
11. Georgia	32	202	6.31
12. Alabama	36	219	6.08
13. Vanderbilt	36	180	5.00
14. South Carolina	32	157	4.91

2023 INDIVIDUAL LEADERS (ALL GAMES)



Scoring

Player, Team	G	FG	3FG	FT	Pts	Avg
1 Miller, Brandon-UA	36	219	105	144	687	19.08
2 Williams, KJ-LS	33	215	58	95	583	17.67
3 Tshiebwe, Oscar-UK	32	195	0	137	527	16.47
4 Taylor IV, Wade-AM	35	160	79	173	572	16.34
5 Council IV, Ricky-AR	35	183	33	165	564	16.11
6 Castleton, Colin-UF	26	150	2	113	415	15.96
7 Brown, Kobe-MO	34	194	51	99	538	15.82
8 Smith, Tolu-MS	34	194	0	147	535	15.74
9 Jackson II, Gregory-SC	32	177	55	84	493	15.41
10 Hodge, D'Moi-MO	35	178	100	58	514	14.69
11 Murrell, Matthew-UM	30	140	62	91	433	14.43
12 Reeves, Antonio-UK	34	168	80	72	488	14.35
13 Broome, Johni-AU	33	194	9	70	467	14.15
14 Green Jr., Wendell-AU	34	132	43	160	467	13.74
15 Radford, Tyrece-AM	35	137	42	148	464	13.26
16 Roberts, Terry-UG	29	139	38	68	384	13.24
17 Lawrence, Tyrin-VU	35	162	34	104	462	13.20
18 Oquendo, Kario-UG	29	112	35	109	368	12.69
19 Johnson, Meechie-SC	30	126	70	58	380	12.67
20 Vescovi, Santiago-UT	32	131	88	55	405	12.66

Rebounding

Player, Team	G	OFF	DEF	TOT	Avg
1 Tshiebwe, Oscar-UK	32	184	253	437	13.66
2 Smith, Tolu-MS	34	124	165	289	8.50
3 Broome, Johni-AU	33	96	181	277	8.39
4 Miller, Brandon-UA	36	74	220	294	8.17
5 Clowney, Noah-UA	35	72	205	277	7.91
6 Castleton, Colin-UF	26	47	154	201	7.73
7 Williams, KJ-LS	33	95	159	254	7.70
8 Toppin, Jacob-UK	33	63	161	224	6.79
9 Jeffries, D.J.-MS	34	32	187	219	6.44
10 Brown, Kobe-MO	34	61	155	216	6.35
11 Gray, Josh-SC	32	86	115	201	6.28
12 Bediako, Charles-UA	36	96	119	215	5.97
13 Jackson II, Gregory-SC	32	49	141	190	5.94
14 Burns, Myles-UM	33	80	115	195	5.91
15 Coleman III, Henry-AM	35	79	122	201	5.74
16 Dennis, Dexter-AM	34	45	150	195	5.74
17 Brakefield, Jaemyn-UM	33	47	142	189	5.73
18 Matthews, Cameron-MS	34	71	120	191	5.62
19 Mitchell, Makhi-AR	35	58	134	192	5.49
20 Fountain, Derek-LS	31	71	99	170	5.48

Field Goal Percentage

(Min. 5.0 made per game)

Player, Team	G	FG	FGA	Pct
1 Smith, Tolu-MS	34	194	339	.572
2 Tshiebwe, Oscar-UK	32	195	348	.560
3 Brown, Kobe-MO	34	194	351	.553
4 Broome, Johni-AU	33	194	368	.527
5 Castleton, Colin-UF	26	150	300	.500
6 Williams, KJ-LS	33	215	439	.490
7 Hodge, D'Moi-MO	35	178	373	.477
8 Miller, Brandon-UA	36	219	497	.441
9 Council IV, Ricky-AR	35	183	420	.436
10 Jackson II, Gregory-SC	32	177	461	.384

Assists

Player, Team	G	Assists	Avg
1 Zeigler, Zakai-UT	30	161	5.37
2 Wallace, Cason-UK	32	136	4.25
3 Green Jr., Wendell-AU	34	140	4.12
4 Black, Anthony-AR	35	140	4.00
Roberts, Terry-UG	29	116	4.00
6 Taylor IV, Wade-AM	35	137	3.91
7 Manjon, Ezra-VU	36	136	3.78
8 Johnson, Meechie-SC	30	109	3.63
9 Quinerly, Jahvon-UA	34	123	3.62
10 Davis, Dashawn-MS	31	109	3.52

Free Throw Percentage

(Min. 2.5 made pg)

Player, Team	G	FTM	FTA	Pct
1 Taylor IV, Wade-AM	35	173	197	.878
2 Miller, Brandon-UA	36	144	168	.857
3 Sears, Mark-UA	36	114	135	.844
4 Murrell, Matthew-UM	30	91	108	.843
5 Green Jr., Wendell-AU	34	160	190	.842
6 Phillips, Julian-UT	31	97	118	.822
7 Radford, Tyrece-AM	35	148	186	.796
8 Hill, Justin-UG	32	96	121	.793
9 Brown, Kobe-MO	34	99	125	.792
10 Council IV, Ricky-AR	35	165	209	.789

Steals

Player, Team	G	Steals	Avg
1 Hodge, D'Moi-MO	35	91	2.60
2 Burns, Myles-UM	33	80	2.42
3 Black, Anthony-AR	35	69	1.97
4 Wallace, Cason-UK	32	63	1.97
5 Zeigler, Zakai-UT	30	59	1.97
6 Vescovi, Santiago-UT	32	59	1.84
7 Taylor IV, Wade-AM	35	61	1.74
8 Green Jr., Wendell-AU	34	58	1.71
9 Davis, Dashawn-MS	31	52	1.68
10 Moore, Shakeel-MS	32	53	1.66

3-Point Field Goal Percentage

(Min. 2.5 made pg)

Player, Team	G	3FG	FGA	Pct
1 Hodge, D'Moi-MO	35	100	250	.400
2 Miller, Brandon-UA	36	105	266	.395
3 Vescovi, Santiago-UT	32	88	237	.371

3-Point Field Goals Made

Player, Team	G	3FG	Avg
1 Miller, Brandon-UA	36	105	2.92
2 Hodge, D'Moi-MO	35	100	2.86
3 Vescovi, Santiago-UT	32	88	2.75
4 Reeves, Antonio-UK	34	80	2.35
5 Johnson, Meechie-SC	30	70	2.33
6 Miller, Adam-LS	33	75	2.27
7 Taylor IV, Wade-AM	35	79	2.26
8 Stute, Myles-VU	34	74	2.18
9 Murrell, Matthew-UM	30	62	2.07
10 Carter Jr., Chico-SC	25	49	1.96

Blocked Shots

Player, Team	G	Blocks	Avg
1 Castleton, Colin-UF	26	78	3.00
2 Broome, Johni-AU	33	78	2.36
3 Bediako, Charles-UA	36	67	1.86
4 Mitchell, Makhi-AR	29	45	1.55
5 Mitchell, Makhi-AR	35	49	1.40
6 Cardwell, Dylan-AU	32	43	1.34
7 Aidoo, Jonas-UT	34	43	1.26
8 Akwuba, Theo-UM	31	32	1.03
9 Tshiebwe, Oscar-UK	32	32	1.00
10 Clowney, Noah-UA	35	34	0.97

Assist/Turnover Ratio

(Min. 3.0 assists/game)

Player, Team	G	Asst	Turn	Ratio
1 Manjon, Ezra-VU	36	136	51	2.67
2 Lofton, Kyle-UF	31	108	44	2.45
3 Zeigler, Zakai-UT	30	161	68	2.37
4 Wallace, Cason-UK	32	136	67	2.03
5 Vescovi, Santiago-UT	32	98	50	1.96
6 Davis, Dashawn-MS	31	109	56	1.95
7 Quinerly, Jahvon-UA	34	123	72	1.71
8 Bradley, Jaden-UA	36	113	67	1.69
9 Green Jr., Wendell-AU	34	140	92	1.52
10 Johnson, Meechie-SC	30	109	72	1.51

Offensive Rebounds

Player, Team	G	No.	Avg
1 Tshiebwe, Oscar-UK	32	184	5.75
2 Smith, Tolu-MS	34	124	3.65
3 Broome, Johni-AU	33	96	2.91
4 Williams, KJ-LS	33	95	2.88
5 Gray, Josh-SC	32	86	2.69
6 Bediako, Charles-UA	36	96	2.67
7 Burns, Myles-UM	33	80	2.42
8 Fountain, Derek-LS	31	71	2.29
9 Coleman III, Henry-AM	35	79	2.26
10 Matthews, Cameron-MS	34	71	2.09

Defensive Rebounds

Player, Team	G	No.	Avg
1 Tshiebwe, Oscar-UK	32	253	7.91
2 Miller, Brandon-UA	36	220	6.11
3 Castleton, Colin-UF	26	154	5.92
4 Clowney, Noah-UA	35	205	5.86
5 Jeffries, D.J.-MS	34	187	5.50
6 Broome, Johni-AU	33	181	5.48
7 Toppin, Jacob-UK	33	161	4.88
8 Smith, Tolu-MS	34	165	4.85
9 Williams, KJ-LS	33	159	4.82
10 Brown, Kobe-MO	34	155	4.56

Minutes Played

Player, Team	G	Minutes	Avg
1 Black, Anthony-AR	35	1218	34.80
2 Murrell, Matthew-UM	30	1032	34.41
3 Council IV, Ricky-AR	35	1195	34.15
4 Tshiebwe, Oscar-UK	32	1075	33.61
5 Johnson, Meechie-SC	30	999	33.31
6 Davis, Davonte-AR	34	1130	33.23
7 Miller, Adam-LS	33	1088	32.98
8 Vescovi, Santiago-UT	32	1053	32.90
9 Williams, KJ-LS	33	1084	32.84
10 Miller, Brandon-UA	36	1178	32.71



2023 TEAM LEADERS (SEC GAMES)

Scoring Offense

Team	G	W-L	Points	Avg
1. Alabama	18	16-2	1495	83.06
2. Missouri	18	11-7	1340	74.44
3. Vanderbilt	18	11-7	1325	73.61
4. Kentucky	18	12-6	1309	72.72
5. Arkansas	18	8-10	1302	72.33
6. Auburn	18	10-8	1293	71.83
7. Texas A&M	18	15-3	1289	71.61
8. Florida	18	9-9	1266	70.33
9. Tennessee	18	11-7	1250	69.44
10. Ole Miss	18	3-15	1205	66.94
11. Georgia	18	6-12	1199	66.61
12. Mississippi St.	18	8-10	1157	64.28
13. South Carolina	18	4-14	1155	64.17
14. LSU	18	2-16	1147	63.72

Scoring Defense

Team	G	Points	Avg
1. Tennessee	18	1077	59.83
2. Texas A&M	18	1141	63.39
3. Mississippi St.	18	1168	64.89
4. Alabama	18	1198	66.56
5. Auburn	18	1245	69.17
6. Kentucky	18	1249	69.39
7. Florida	18	1258	69.89
8. Arkansas	18	1274	70.78
9. Ole Miss	18	1304	72.44
10. LSU	18	1347	74.83
11. South Carolina	18	1359	75.50
12. Missouri	18	1361	75.61
13. Vanderbilt	18	1366	75.89
14. Georgia	18	1385	76.94

Scoring Margin

Team	G	OFF	DEF	Margin
1. Alabama	18	83.06	66.56	+16.50
2. Tennessee	18	69.44	59.83	+9.61
3. Texas A&M	18	71.61	63.39	+8.22
4. Kentucky	18	72.72	69.39	+3.33
5. Auburn	18	71.83	69.17	+2.67
6. Arkansas	18	72.33	70.78	+1.56
7. Florida	18	70.33	69.89	+0.44
8. Mississippi St.	18	64.28	64.89	-0.61
9. Missouri	18	74.44	75.61	-1.17
10. Vanderbilt	18	73.61	75.89	-2.28
11. Ole Miss	18	66.94	72.44	-5.50
12. Georgia	18	66.61	76.94	-10.33
13. LSU	18	63.72	74.83	-11.11
14. South Carolina	18	64.17	75.50	-11.33

Field Goal Percentage

Team	G	FG	FGA	Pct
1. Arkansas	18	470	1024	.459
2. Alabama	18	505	1102	.458
3. Kentucky	18	474	1052	.451
4. Missouri	18	459	1024	.448
5. Tennessee	18	464	1052	.441
6. Florida	18	441	1004	.439
7. Auburn	18	459	1064	.431
8. Texas A&M	18	419	981	.427
9. Mississippi St.	18	420	990	.424
10. Vanderbilt	18	449	1078	.417
11. Ole Miss	18	435	1055	.412
12. South Carolina	18	407	1013	.402
13. Georgia	18	386	987	.391
14. LSU	18	386	1005	.384

Field Goal Percentage Defense

Team	G	FG	FGA	Pct
1. Alabama	18	407	1136	.358
2. Tennessee	18	356	931	.382
3. Texas A&M	18	392	998	.393
4. Auburn	18	410	1002	.409
5. Florida	18	460	1114	.413
6. Mississippi St.	18	395	948	.417
7. Arkansas	18	437	1026	.426
8. Kentucky	18	441	1001	.441
9. Vanderbilt	18	492	1102	.446
10. Missouri	18	450	998	.451
11. Ole Miss	18	461	1015	.454
12. Georgia	18	502	1088	.461
13. LSU	18	477	1026	.465
14. South Carolina	18	494	1046	.472

Free Throw Percentage

Team	G	FTM	FTA	Pct
1. Texas A&M	18	346	444	.779
2. Missouri	18	264	347	.761
3. Alabama	18	301	402	.749
4. Kentucky	18	262	355	.738
5. LSU	18	247	339	.729
6. Auburn	18	254	349	.728
7. Vanderbilt	18	272	374	.727
8. Florida	18	264	370	.714
9. Georgia	18	310	435	.713
10. Ole Miss	18	222	313	.709
11. Tennessee	18	190	271	.701
12. South Carolina	18	204	293	.696
13. Arkansas	18	265	396	.669
14. Mississippi St.	18	234	373	.627

3-Point Field Goal Percentage

Team	G	FG	FGA	Pct
1. Missouri	18	158	451	.350
2. Vanderbilt	18	155	449	.345
3. Alabama	18	184	540	.341
4. Kentucky	18	99	293	.338
5. Texas A&M	18	105	323	.325
6. Tennessee	18	132	407	.324
7. South Carolina	18	137	423	.324
8. Arkansas	18	97	300	.323
9. Auburn	18	121	376	.322
10. LSU	18	128	404	.317
11. Florida	18	120	384	.313
12. Georgia	18	117	390	.300
13. Ole Miss	18	113	390	.290
14. Mississippi St.	18	83	336	.247

3-Point Field Goal Percentage Defense

Team	G	FG	FGA	Pct
1. Alabama	18	99	373	.265
2. Tennessee	18	112	387	.289
3. Auburn	18	108	373	.290
4. Florida	18	98	333	.294
5. Texas A&M	18	136	461	.295
6. Vanderbilt	18	135	419	.322
7. Arkansas	18	95	294	.323
8. South Carolina	18	122	374	.326
9. Kentucky	18	121	366	.331
10. Mississippi St.	18	137	413	.332
11. Ole Miss	18	121	359	.337
12. Georgia	18	142	414	.343
13. Missouri	18	157	449	.350
14. LSU	18	166	451	.368

3-Point Field Goals Made

Team	G	3FG	Avg
1. Alabama	18	184	10.22
2. Missouri	18	158	8.78
3. Vanderbilt	18	155	8.61
4. South Carolina	18	137	7.61
5. Tennessee	18	132	7.33
6. LSU	18	128	7.11
7. Auburn	18	121	6.72
8. Florida	18	120	6.67
9. Georgia	18	117	6.50
10. Ole Miss	18	113	6.28
11. Texas A&M	18	105	5.83
12. Kentucky	18	99	5.50
13. Arkansas	18	97	5.39
14. Mississippi St.	18	83	4.61

Rebounding Offense

Team	G	Reb	Avg
1. Alabama	18	766	42.56
2. Kentucky	18	691	38.39
3. Texas A&M	18	676	37.56
4. Tennessee	18	668	37.11
5. Vanderbilt	18	654	36.33
6. Arkansas	18	645	35.83
7. Auburn	18	641	35.61
8. Ole Miss	18	626	34.78
9. Mississippi St.	18	625	34.72
10. LSU	18	617	34.28
11. Georgia	18	611	33.94
12. Florida	18	601	33.39
13. South Carolina	18	579	32.17
14. Missouri	18	520	28.89

Rebounding Defense

Team	G	Reb	Avg
1. Kentucky	18	522	29.00
2. Tennessee	18	577	32.06
3. Texas A&M	18	580	32.22
4. Mississippi St.	18	607	33.72
5. Arkansas	18	616	34.22
6. LSU	18	625	34.72
7. Ole Miss	18	627	34.83
8. Auburn	18	650	36.11
9. South Carolina	18	651	36.17
10. Alabama	18	679	37.72
11. Vanderbilt	18	684	38.00
12. Missouri	18	689	38.28
13. Georgia	18	690	38.33
14. Florida	18	723	40.17

Rebounding Margin

Team	G	TEAM	OPP	Margin
1. Kentucky	18	38.39	29.00	+9.39
2. Texas A&M	18	37.56	32.22	+5.33
3. Tennessee	18	37.11	32.06	+5.06
4. Alabama	18	42.56	37.72	+4.83
5. Arkansas	18	35.83	34.22	+1.61
6. Mississippi St.	18	34.72	33.72	+1.00
7. Ole Miss	18	34.78	34.83	-0.06
8. LSU	18	34.28	34.72	-0.44
9. Auburn	18	35.61	36.11	-0.50
10. Vanderbilt	18	36.33	38.00	-1.67
11. South Carolina	18	32.17	36.17	-4.00
12. Georgia	18	33.94	38.33	-4.39
13. Florida	18	33.39	40.17	-6.78
14. Missouri	18	28.89	38.28	-9.39

Blocked Shots

Team	G	Blocks	Avg
1. Arkansas	18	96	5.33
2. Florida	18	88	4.89
3. Alabama	18	83	4.61
4. Auburn	18	74	4.11
5. Vanderbilt	18	70	3.89
6. Tennessee	18	65	3.61
7. Ole Miss	18	58	3.22
8. Kentucky	18	58	3.22
9. Missouri	18	46	2.56
Mississippi St.	18	46	2.56
11. LSU	18	44	2.44
12. South Carolina	18	43	2.39
13. Texas A&M	18	39	2.17
14. Georgia	18	37	2.06

Assists

Team	G	Assists	Avg
1. Tennessee	18	301	16.72
2. Alabama	18	271	15.06
3. Auburn	18	256	14.22
4. Missouri	18	253	14.06
5. Kentucky	18	246	13.67
6. Ole Miss	18	241	13.39
7. Mississippi St.	18	237	13.17
8. Arkansas	18	227	12.61
9. Florida	18	224	12.44
10. Texas A&M	18	216	12.00
11. Vanderbilt	18	203	11.28
12. LSU	18	202	11.22
13. South Carolina	18	191	10.61
14. Georgia	18	181	10.06

Steals

Team	G	Steals	Avg
1. Missouri	18	164	9.11
2. Mississippi St.	18	149	8.28
3. Auburn	18	132	7.33
4. Tennessee	18	129	7.17
5. Arkansas	18	128	7.11
6. Florida	18	123	6.83
7. Alabama	18	114	6.33
8. Georgia	18	109	6.06
9. Ole Miss	18	108	6.00
10. Texas A&M	18	106	5.89
11. LSU	18	103	5.72
12. Kentucky	18	96	5.33
13. South Carolina	18	94	5.22
14. Vanderbilt	18	82	4.56

2023 INDIVIDUAL LEADERS (SEC GAMES)

Scoring

Player, Team	G	FG	3FG	FT	Pts	Avg
1. Miller, Brandon-UA	18	122	53	68	365	20.28
2. Taylor IV, Wade-AM	18	85	41	94	305	16.94
3. Brown, Kobe-MO	17	97	30	60	284	16.71
4. Tshiebwe, Oscar-UK	18	103	0	92	298	16.56
5. Williams, KJ-LS	18	102	29	60	293	16.28
6. Reeves, Antonio-UK	18	99	40	45	283	15.72
7. Broome, Johni-AU	18	113	7	39	272	15.11
Green Jr., Wendell-AU	18	77	25	93	272	15.11
9. Council IV, Ricky-AR	18	82	17	87	268	14.89
10. Smith, Tolu-MS	18	96	0	71	263	14.61
11. Murrell, Matthew-UM	16	71	33	55	230	14.38
12. Radford, Tyrece-AM	18	78	22	73	251	13.94
13. Johnson, Meechie-SC	18	80	42	44	246	13.67
Jackson II, Gregory-SC	18	83	28	52	246	13.67
15. Vescovi, Santiago-UT	17	77	46	26	226	13.29
16. Black, Anthony-AR	18	77	13	71	238	13.22
17. Brakefield, Jaemyn-UM	18	85	21	44	235	13.06
18. Lawrence, Tyrin-VU	17	77	17	49	220	12.94
19. Sears, Mark-UA	18	68	33	63	232	12.89
20. Roberts, Terry-UG	16	70	21	42	203	12.69

Rebounding

Player, Team	G	OFF	DEF	TOT	Avg
1. Tshiebwe, Oscar-UK	18	98	141	239	13.28
2. Broome, Johni-AU	18	54	101	155	8.61
3. Gray, Josh-SC	18	61	82	143	7.94
4. Smith, Tolu-MS	18	68	73	141	7.83
5. Clowney, Noah-UA	18	35	105	140	7.78
6. Miller, Brandon-UA	18	24	114	138	7.67
7. Toppin, Jacob-UK	17	28	92	120	7.06
8. Williams, KJ-LS	18	44	83	127	7.06
9. Dennis, Dexter-AM	17	24	91	115	6.76
10. Jeffries, D.J.-MS	18	17	102	119	6.61
11. Brakefield, Jaemyn-UM	18	29	83	112	6.22
12. Brown, Kobe-MO	17	26	79	105	6.18
13. Mitchell, Makhhi-AR	18	32	76	108	6.00
14. Matthews, Cameron-MS	18	41	64	105	5.83
15. Burns, Myles-UM	18	39	63	102	5.67
16. Radford, Tyrece-AM	18	28	73	101	5.61
Coleman III, Henry-AM	18	40	61	101	5.61
18. Fountain, Derek-LS	18	44	56	100	5.56
19. Bridges, Braelen-UG	18	36	61	97	5.39
20. Aidoo, Jonas-UT	18	30	64	94	5.22

Field Goal Percentage

Player, Team	G	FG	FGA	Pct
1. Tshiebwe, Oscar-UK	18	103	189	.545
2. Smith, Tolu-MS	18	96	178	.539
3. Broome, Johni-AU	18	113	211	.536
4. Brown, Kobe-MO	17	97	190	.511
5. Miller, Brandon-UA	18	122	250	.488
6. Reeves, Antonio-UK	18	99	217	.456
7. Williams, KJ-LS	18	102	224	.455

Assists

Player, Team	G	Assists	Avg
1. Zeigler, Zakai-UT	17	111	6.53
2. Black, Anthony-AR	18	82	4.56
3. Taylor IV, Wade-AM	18	80	4.44
Manjon, Ezra-VU	18	80	4.44
Green Jr., Wendell-AU	18	80	4.44
6. Wallace, Cason-UK	16	67	4.19
7. Roberts, Terry-UG	16	60	3.75
8. Davis, Dashawn-MS	18	67	3.72
9. Quinerly, Jahvon-UA	18	64	3.56
10. Johnson, Meechie-SC	18	63	3.50

Free Throw Percentage

Player, Team	G	FTM	FTA	Pct
1. Taylor IV, Wade-AM	18	94	102	.922
2. Sears, Mark-UA	18	63	72	.875
3. Miller, Brandon-UA	18	68	79	.861
4. Green Jr., Wendell-AU	18	93	111	.838
5. Murrell, Matthew-UM	16	55	67	.821
6. Reeves, Antonio-UK	18	45	55	.818
7. Hill, Justin-UG	18	55	69	.797
8. Bridges, Braelen-UG	18	50	63	.794
9. Brown, Kobe-MO	17	60	77	.779
10. Gholston, DeAndre-MO	18	49	63	.778

Steals

Player, Team	G	Steals	Avg
1. Hodge, D'Moi-MO	18	48	2.67
2. Green Jr., Wendell-AU	18	39	2.17
3. Black, Anthony-AR	18	38	2.11
4. Burns, Myles-UM	18	37	2.06
5. Davis, Dashawn-MS	18	35	1.94
6. Zeigler, Zakai-UT	17	30	1.76
7. Sears, Mark-UA	18	30	1.67
8. Vescovi, Santiago-UT	17	28	1.65
9. Matthews, Cameron-MS	18	28	1.56
10. Brown, Kobe-MO	17	26	1.53

3-Point Field Goal Percentage

Player, Team	G	3FG	FGA	Pct
1. Vescovi, Santiago-UT	17	46	119	.387
2. Miller, Brandon-UA	18	53	138	.384

3-Point Field Goals Made

Player, Team	G	3FG	Avg
1. Miller, Brandon-UA	18	53	2.94
2. Vescovi, Santiago-UT	17	46	2.71
3. Hodge, D'Moi-MO	18	44	2.44
4. Johnson, Meechie-SC	18	42	2.33
5. Taylor IV, Wade-AM	18	41	2.28
6. Reeves, Antonio-UK	18	40	2.22
7. Miller, Adam-LS	18	39	2.17
8. Murrell, Matthew-UM	16	33	2.06
9. Davis, Davonte-AR	18	34	1.89
10. Sears, Mark-UA	18	33	1.83

Blocked Shots

Player, Team	G	Blocks	Avg
1. Broome, Johni-AU	18	39	2.17
2. Mitchell, Makhhi-AR	15	31	2.07
3. Bediako, Charles-UA	18	27	1.50
4. Aidoo, Jonas-UT	18	25	1.39
Mitchell, Makhhi-AR	18	25	1.39
6. Akwuba, Theo-UM	16	17	1.06
7. Miller, Brandon-UA	18	17	0.94
McKinnis, Jayveous-UM	18	17	0.94
9. Clowney, Noah-UA	18	16	0.89
10. Cardwell, Dylan-AU	16	14	0.88

Assist/Turnover Ratio

Player, Team	G	Asst	Turn	Ratio
1. Manjon, Ezra-VU	18	80	16	5.00
2. Zeigler, Zakai-UT	17	111	38	2.92
3. Lofton, Kyle-UF	18	61	22	2.77
4. Davis, Dashawn-MS	18	67	34	1.97
5. Quinerly, Jahvon-UA	18	64	33	1.94
6. Green Jr., Wendell-AU	18	80	42	1.90
7. Wallace, Cason-UK	16	67	36	1.86
8. Bradley, Jaden-UA	18	59	33	1.79
9. Taylor IV, Wade-AM	18	80	54	1.48
10. Black, Anthony-AR	18	82	61	1.34

Offensive Rebounds

Player, Team	G	No.	Avg
1. Tshiebwe, Oscar-UK	18	98	5.44
2. Smith, Tolu-MS	18	68	3.78
3. Gray, Josh-SC	18	61	3.39
4. Broome, Johni-AU	18	54	3.00
5. Williams, KJ-LS	18	44	2.44
Fountain, Derek-LS	18	44	2.44
7. Garcia, Andersson-AM	18	43	2.39
8. Matthews, Cameron-MS	18	41	2.28
9. Coleman III, Henry-AM	18	40	2.22
10. Burns, Myles-UM	18	39	2.17

Defensive Rebounds

Player, Team	G	No.	Avg
1. Tshiebwe, Oscar-UK	18	141	7.83
2. Miller, Brandon-UA	18	114	6.33
3. Clowney, Noah-UA	18	105	5.83
4. Jeffries, D.J.-MS	18	102	5.67
5. Broome, Johni-AU	18	101	5.61
6. Toppin, Jacob-UK	17	92	5.41
7. Dennis, Dexter-AM	17	91	5.35
8. Brown, Kobe-MO	17	79	4.65
9. Williams, KJ-LS	18	83	4.61
Brakefield, Jaemyn-UM	18	83	4.61

Minutes Played

Player, Team	G	Min	Avg
1. Black, Anthony-AR	18	638	35.47
2. Murrell, Matthew-UM	16	565	35.31
3. Davis, Davonte-AR	18	633	35.17
4. Tshiebwe, Oscar-UK	18	629	34.95
5. Johnson, Meechie-SC	18	624	34.64
6. Lofton, Kyle-UF	18	608	33.78
7. Council IV, Ricky-AR	18	602	33.43
8. Toppin, Jacob-UK	17	568	33.38
9. Williams, KJ-LS	18	599	33.28
10. Miller, Adam-LS	18	598	33.20



2023 SEC SUPERLATIVES

Individual Highs

Points

All: 41 Brandon Miller (Alabama) at South Carolina (2/22/2023)

Field Goals Made

All: 14 Brandon Miller (Alabama) at South Carolina (2/22/2023)
14 KJ Williams (LSU) vs Wake Forest (12/10/2022)

Field Goal Attempts

All: 26 Jahvon Quinerly (Alabama) vs North Carolina (11/27/2022)
SEC: 25 Brandon Miller (Alabama) at South Carolina (2/22/2023)
25 KJ Williams (LSU) vs Vanderbilt (2/22/2023)

Field Goal Percentage (Min. 10 made)

All: 1.000 (10-10) Olivier Nkamhoua (Tennessee) at South Carolina (1/7/2023)

3-Pt Field Goals Made

All: 8 Matthew Murrell (Ole Miss) vs Texas A&M (2/28/2023)

3-Pt Field Goal Attempts

All: 14 Brandon Miller (Alabama) vs Texas A&M (3/12/2023)
14 Myles Stute (Vanderbilt) at Texas A&M (1/28/2023)
14 Santiago Vescovi (Tennessee) vs Kansas (11/25/2022)

3-Pt Field Goals Percentage (Min. 5 made)

All: 1.000 (7-7) Trey Bonham (Florida) vs Florida A&M (11/30/2022)
1.000 (5-5) Santiago Vescovi (Tennessee) vs Austin Peay (12/21/2022)
SEC: .857 (6-7) Antonio Reeves (Kentucky) at Ole Miss (1/31/2023)

Free Throws Made

All: 17 Liam Robbins (Vanderbilt) vs Auburn (2/18/2023)

Free Throw Attempts

All: 20 Liam Robbins (Vanderbilt) vs Auburn (2/18/2023)

Free Throw Percentage (Min. 10 made)

All: 1.000 (11-11) Antonio Reeves (Kentucky) at Arkansas (3/4/2023)
1.000 (11-11) Gregory Jackson II (South Carolina) at Mississippi St. (2/28/2023)
1.000 (11-11) Wendell Green Jr. (Auburn) at Ole Miss (1/10/2023)
1.000 (10-10) Wade Taylor IV (Texas A&M) vs Alabama (3/4/2023)
1.000 (10-10) Tyrece Radford (Texas A&M) vs Alabama (3/4/2023)
1.000 (10-10) Wade Taylor IV (Texas A&M) at Missouri (2/18/2023)
1.000 (10-10) Mark Sears (Alabama) at Arkansas (1/11/2023)
1.000 (10-10) Tyrece Radford (Texas A&M) vs Murray St. (11/17/2022)

Rebounds

All: 25 Oscar Tshiebwe (Kentucky) vs Providence (3/17/2023)
SEC: 24 Oscar Tshiebwe (Kentucky) vs Georgia (1/17/2023)

Assists

All: 12 Wendell Green Jr. (Auburn) at South Carolina (1/21/2023)

Steals

All: 8 Cason Wallace (Kentucky) vs Michigan St. (11/15/2022)
SEC: 7 Myles Burns (Ole Miss) vs Mississippi St. (2/18/2023)

Blocked Shots

All: 9 Liam Robbins (Vanderbilt) at LSU (2/22/2023)

Turnovers

All: 7 Jaemyn Brakefield (Ole Miss) at Missouri (3/4/2023)
7 Meechie Johnson (South Carolina) vs Mississippi St. (1/31/2023)
7 Gregory Jackson II (South Carolina) at Georgia (1/28/2023)
7 Allen Flanigan (Auburn) vs Mississippi St. (1/14/2023)
7 Trey Bonham (Florida) vs Texas A&M (1/4/2023)
7 Benjamin Bosmans-Verdonk (South Carolina) vs Clemson (11/11/2022)

Team Highs

Points

All: 108 Alabama vs Georgia (2/18/2023)

Margin

All: 57 (101-44) Alabama vs Vanderbilt (1/31/23)

Field Goals Made

All: 43 Missouri vs Houston Christian (11/26/2022)
43 Missouri vs SIUE (11/15/2022)SEC:

Field Goal Attempts

All: 90 Alabama vs North Carolina (11/27/2022)
SEC: 76 Texas A&M at Arkansas (1/31/2023)
76 Alabama vs LSU (1/14/2023)

Field Goal Percentage

All: .692 (36-52) Tennessee vs Mississippi St. (1/3/2023)

3-Pt Field Goals Made

All: 21 Alabama vs Jacksonville St. (11/18/2022)
SEC: 20 Alabama vs LSU (1/14/2023)

3-Pt Field Goal Attempts

All: 54 Alabama vs LSU (1/14/2023)

3-Pt Field Goals Percentage

All: .615 (8-13) Kentucky vs Auburn (2/25/2023)
.615 (8-13) Arkansas vs San Jose St. (12/3/2022)

Free Throws Made

All: 31 Texas A&M vs Auburn (2/7/2023)
31 Tennessee vs Eastern Ky. (12/7/2022)
31 Alabama vs Liberty (11/11/2022)

Free Throw Attempts

All: 41 Tennessee vs Eastern Ky. (12/7/2022)
SEC: 40 Missouri vs Arkansas (1/18/2023)

Free Throw Percentage (Min. 10 made)

All: 1.000 (16-16) Texas A&M at Kentucky (1/21/2023)
1.000 (13-13) Missouri at LSU (3/1/2023)

Rebounds

All: 67 Alabama vs Longwood (11/7/2022)
SEC: 53 Alabama at Missouri (1/21/2023)

Assists

All: 29 Tennessee vs South Carolina (2/25/2023)
29 Alabama vs Vanderbilt (1/31/2023)
29 Missouri vs Houston Christian (11/26/2022)

Steals

All: 17 LSU vs New Orleans (11/17/2022)
17 Tennessee vs Tennessee Tech (11/07/2022)
SEC: 15 Georgia vs South Carolina (1/28/2023)

Blocked Shots

All: 13 Arkansas vs Texas A&M (1/31/2023)

Turnovers

All: 24 Tennessee vs Kansas (11/25/2022)
SEC: 21 Texas A&M at Missouri (2/18/2023)
21 Arkansas at Missouri (1/18/2023)

Fouls

All: 33 Arkansas at Missouri (1/18/2023)

2023 TEAM STATISTICS

Alabama

Overall: 31-6 (15-0 H, 9-3 A, 7-3 N) • SEC: 16-2 (9-0 H, 7-2 A)

Player	G-GS	Min-Avg	FG-A	Pct	3PT-A	Pct	FT-A	Pct	Rebs	Avg	PF-FO	A	TO	BS	ST	Pts	Avg
Brandon Miller	37-37	1205-32.6	222-516	.430	106-276	.384	146-170	.859	76-229-305	8.2	87-2	76	81	32	33	696	18.8
Mark Sears	37-37	1102-29.8	136-335	.406	69-200	.345	122-144	.847	26-105-131	3.5	58-1	96	70	3	43	463	12.5
Noah Clowney	36-36	916-25.4	123-253	.486	34-120	.283	72-111	.649	75-210-285	7.9	90-4	30	46	34	21	352	9.8
Jahvon Quinerly	35-6	743-21.2	109-271	.402	46-129	.357	41-50	.820	7-60-67	1.9	52-1	126	75	0	24	305	8.7
Charles Bediako	37-37	767-20.7	108-164	.659	0-6	.000	22-62	.355	101-121-222	6.0	112-5	24	30	67	23	238	6.4
Jaden Bradley	37-22	731-19.8	73-186	.392	7-22	.318	82-118	.695	15-80-95	2.6	66-0	114	67	3	19	235	6.4
Rylan Griffen	37-0	585-15.8	72-197	.365	41-136	.301	33-45	.733	28-67-95	2.6	35-0	27	28	7	22	218	5.9
Nimari Burnett	27-9	395-14.6	46-125	.368	27-84	.321	32-41	.780	18-35-53	2.0	47-1	20	26	4	10	151	5.6
Noah Gurley	34-1	521-15.3	62-131	.473	23-73	.315	20-26	.769	29-76-105	3.1	46-0	22	30	18	11	167	4.9
Nick Pringle	36-0	292-8.1	50-59	.847	0-0	.000	26-55	.473	37-74-111	3.1	59-0	7	17	15	8	126	3.5
Dom Welch	20-0	181-9.1	12-45	.267	7-31	.226	9-12	.750	7-26-33	1.7	17-0	6	9	5	3	40	2.0
Darius Miles	6-0	40-6.7	2-6	.333	1-3	.333	4-4	1.000	2-7-9	1.5	5-0	3	9	1	1	9	1.5
Delaney Heard	13-0	22-1.7	5-10	.500	3-4	.750	2-2	1.000	2-2-4	0.3	4-0	0	2	0	0	15	1.2
Adam Cottrell	14-0	23-1.6	3-7	.429	2-6	.333	0-0	.000	0-2-2	0.1	8-0	0	1	0	1	8	0.6
Jaden Quinerly	13-0	22-1.7	0-9	.000	0-3	.000	4-8	.500	3-1-4	0.3	3-0	4	2	0	5	4	0.3
Max Scharnowski	3-0	5-1.7	0-0	.000	0-0	.000	0-0	.000	1-1-2	0.7	2-0	0	0	0	0	0	0.0
Team									57-72-129	3.5	0		19				
Total	37		1023-2314	.442	366-1093	.335	615-848	.725	484-1168-1652	44.6	691-14	555	512	189	224	3027	81.8
Opponents	37		885-2387	.371	202-715	.283	554-779	.711	452-931-1383	37.4	737-21	364	434	142	268	2526	68.3

Arkansas

Overall: 22-14 (14-3 H, 2-8 A, 6-3 N) • SEC: 8-10 (6-3 H, 2-7 A)

Player	G-GS	Min-Avg	FG-A	Pct	3PT-A	Pct	FT-A	Pct	Rebs	Avg	PF-FO	A	TO	BS	ST	Pts	Avg
Ricky Council IV	36-29	1227-34.1	187-432	.433	34-126	.270	173-218	.794	33-97-130	3.6	65-0	81	75	11	40	581	16.1
Anthony Black	36-36	1236-34.3	149-329	.453	28-93	.301	134-190	.705	45-137-182	5.1	93-2	141	109	22	74	460	12.8
Nick Smith Jr.	17-14	441-25.9	76-202	.376	24-71	.338	37-50	.740	4-24-28	1.6	26-0	29	27	2	14	213	12.5
Trevon Brazile	9-0	243-27.0	37-77	.481	11-29	.379	21-31	.677	9-45-54	6.0	23-1	9	20	11	9	106	11.8
Davonte Davis	35-31	1157-33.1	144-346	.416	47-136	.346	46-64	.719	24-129-153	4.4	91-4	87	72	4	48	381	10.9
Jordan Walsh	36-22	881-24.5	94-217	.433	20-72	.278	47-66	.712	43-98-141	3.9	105-8	33	37	17	40	255	7.1
Makhi Mitchell	36-31	728-20.2	104-157	.662	1-1	1.000	43-66	.652	58-134-192	5.3	97-7	39	33	49	31	252	7.0
Jalen Graham	31-0	290-9.4	74-113	.655	0-3	.000	13-35	.371	23-47-70	2.3	38-0	14	35	14	12	161	5.2
Makhel Mitchell	30-9	384-12.8	47-74	.635	0-0	.000	15-33	.455	26-70-96	3.2	60-2	10	17	45	11	109	3.6
Joseph Pinion	26-0	148-5.7	21-47	.447	13-34	.382	7-7	1.000	4-12-16	0.6	21-0	3	0	1	6	62	2.4
Kamani Johnson	27-7	320-11.9	20-42	.476	0-0	.000	20-37	.541	49-37-86	3.2	63-3	7	11	6	14	60	2.2
Derrian Ford	21-0	94-4.5	4-10	.400	0-1	.000	7-8	.875	2-8-10	0.5	6-0	8	4	0	1	15	0.7
Lawson Blake	9-0	13-1.4	1-4	.250	0-0	.000	1-3	.333	1-3-4	0.4	1-0	0	1	0	0	3	0.3
Cade Arbogast	9-0	13-1.4	1-4	.250	1-4	.250	0-0	.000	0-1-1	0.1	1-0	0	0	0	0	3	0.3
Barry Dunning Jr.	16-1	51-3.2	2-8	.250	0-2	.000	1-2	.500	1-2-3	0.2	4-0	1	2	0	2	5	0.3
Team									51-55-106	2.9	0		15				
Total	36		961-2062	.466	179-572	.313	565-810	.698	373-899-1272	35.3	694-27	462	458	182	302	2666	74.1
Opponents	36		847-1996	.424	189-608	.311	563-788	.714	348-840-1188	33.0	681-13	382	519	103	241	2446	67.9

Auburn

Overall: 21-13 (14-2 H, 4-8 A, 3-3 N) • SEC: 10-8 (7-2 H, 3-6 A)

Player	G-GS	Min-Avg	FG-A	Pct	3PT-A	Pct	FT-A	Pct	Rebs	Avg	PF-FO	A	TO	BS	ST	Pts	Avg
Johni Broome	33-33	870-26.4	194-368	.527	9-31	.290	70-125	.560	96-181-277	8.4	99-4	44	57	78	29	467	14.2
Wendell Green Jr.	34-34	961-28.3	132-363	.364	43-146	.295	160-190	.842	12-99-111	3.3	67-1	140	92	1	58	467	13.7
Jaylin Williams	33-33	919-27.8	136-292	.466	40-113	.354	56-73	.767	41-113-154	4.7	78-2	74	39	25	35	368	11.2
Allen Flanigan	34-19	914-26.9	117-265	.442	36-108	.333	72-95	.758	29-140-169	5.0	70-2	50	60	8	28	342	10.1
K.D. Johnson	33-0	722-21.9	90-236	.381	36-108	.333	77-111	.694	15-48-63	1.9	76-0	43	50	1	36	293	8.9
Dylan Cardwell	32-1	433-13.5	56-75	.747	0-1	.000	7-22	.318	54-65-119	3.7	64-0	35	20	43	9	119	3.7
Chris Moore	31-16	448-14.5	37-75	.493	9-22	.409	25-35	.714	36-30-66	2.1	47-0	19	21	9	15	108	3.5
Zep Jasper	34-34	614-18.1	33-100	.330	19-67	.284	10-15	.667	9-21-30	0.9	56-2	15	9	1	15	95	2.8
Tre Donaldson	32-0	337-10.5	28-73	.384	13-32	.406	11-20	.550	3-43-46	1.4	32-1	39	19	1	21	80	2.5
Chance Westry	11-0	101-9.2	12-38	.316	0-14	.000	3-7	.429	4-4-8	0.7	17-0	11	9	2	8	27	2.5
Lior Berman	25-0	236-9.4	20-49	.408	11-31	.355	3-5	.600	12-17-29	1.2	31-0	3	8	0	8	54	2.2
Yohan Traore	25-0	247-9.9	20-50	.400	5-26	.192	8-23	.348	15-20-35	1.4	17-0	6	11	2	0	53	2.1
Babatunde Akingbola	4-0	15-3.8	0-5	.000	0-1	.000	1-2	.500	2-0-2	0.5	1-0	0	0	1	1	1	0.3
Chandler Leopard	6-0	5-0.8	0-2	.000	0-1	.000	0-0	.000	1-0-1	0.2	0-0	0	0	0	0	0	0.0
Jalen Harper	2-0	1-0.5	0-0	.000	0-0	.000	0-0	.000	0-0-0	0.0	0-0	0	0	0	0	0	0.0
Carter Sobera	3-0	2-0.7	0-0	.000	0-0	.000	0-0	.000	0-0-0	0.0	0-0	0	0	0	0	0	0.0
Team									67-54-121	3.6	0		19				
Total	34		875-1991	.439	221-701	.315	503-723	.696	396-835-1231	36.2	655-12	479	414	172	263	2474	72.8
Opponents	34		788-1935	.407	192-667	.288	534-752	.710	401-810-1211	35.6	610-13	380	442	118	238	2302	67.7



2023 TEAM STATISTICS

Florida

Overall: 16-17 (10-6 H, 4-7 A, 2-4 N) • SEC: 9-9 (6-3 H, 3-6 A)

Player	G-GS	Min-Avg	FG-A	Pct	3PT-A	Pct	FT-A	Pct	Rebs	Avg	PF-FO	A	TO	BS	ST	Pts	Avg
Colin Castleton	26-26	810-31.2	150-300	.500	2-15	.133	113-155	.729	47-154-201	7.7	55-0	71	66	78	24	415	16.0
Will Richard	32-30	893-27.9	111-225	.493	51-128	.398	60-70	.857	33-112-145	4.5	66-2	26	24	18	29	333	10.4
Riley Kugel	32-17	736-23.0	114-250	.456	35-93	.376	55-83	.663	23-68-91	2.8	43-0	33	48	6	27	318	9.9
Kyle Lofton	31-30	1007-32.5	96-232	.414	21-73	.288	56-71	.789	16-79-95	3.1	58-2	108	44	4	35	269	8.7
Kowacie Reeves	31-7	600-19.4	93-247	.377	34-130	.262	44-62	.710	12-70-82	2.6	42-1	17	34	6	17	264	8.5
Alex Fudge	32-11	619-19.3	71-179	.397	11-48	.229	33-56	.589	47-96-143	4.5	73-4	14	32	25	14	186	5.8
Trey Bonham	30-13	397-13.2	48-130	.369	25-76	.329	46-63	.730	9-46-55	1.8	35-0	34	29	1	22	167	5.6
Myreon Jones	33-16	717-21.7	58-165	.352	33-103	.320	29-37	.784	9-100-109	3.3	29-0	70	28	4	34	178	5.4
Jason Jitoboh	32-7	368-11.5	40-69	.580	1-3	.333	18-29	.621	19-28-47	1.5	66-1	21	26	23	6	99	3.1
Niels Lane	14-0	122-8.7	14-32	.438	0-1	.000	5-12	.417	8-9-17	1.2	20-1	3	6	2	5	33	2.4
CJ Felder	15-8	189-12.6	15-28	.536	2-6	.333	3-3	1.000	13-31-44	2.9	24-1	4	9	3	4	35	2.3
Aleksander Szymczyk	14-0	109-7.8	11-28	.393	4-19	.211	4-7	.571	5-13-18	1.3	15-0	3	6	1	7	30	2.1
Denzel Aberdeen	12-0	40-3.3	7-16	.438	0-5	.000	5-9	.556	1-3-4	0.3	5-0	2	2	0	0	19	1.6
Alex Klatsky	6-0	10-1.7	1-1	1.000	1-1	1.000	0-0	.000	0-0-0	0.0	0-0	0	0	0	1	3	0.5
Jack May	6-0	8-1.3	1-2	.500	0-0	.000	0-0	.000	1-0-1	0.2	2-0	0	1	0	0	2	0.3
Team									35-56-91	2.8	0		16				
Total	33		830-1904	.436	220-701	.314	471-657	.717	278-865-1143	34.6	533-12	406	371	171	225	2351	71.2
Opponents	33		830-2002	.415	192-608	.316	412-585	.704	383-891-1274	38.6	542-9	369	412	102	217	2264	68.6

Georgia

Overall: 16-16 (13-4 H, 1-10 A, 2-2 N) • SEC: 6-12 (5-4 H, 1-8 A)

Player	G-GS	Min-Avg	FG-A	Pct	3PT-A	Pct	FT-A	Pct	Rebs	Avg	PF-FO	A	TO	BS	ST	Pts	Avg
Terry Roberts	29-26	872-30.1	139-362	.384	38-127	.299	68-90	.756	23-88-111	3.8	65-0	116	88	5	44	384	13.2
Kario Oquendo	29-28	734-25.3	112-286	.392	35-131	.267	109-146	.747	25-50-75	2.6	39-0	18	46	10	15	368	12.7
Braelen Bridges	32-22	647-20.2	106-189	.561	0-0	.000	66-82	.805	53-104-157	4.9	50-0	26	48	6	13	278	8.7
Justin Hill	32-10	712-22.3	79-208	.380	22-74	.297	96-121	.793	16-69-85	2.7	37-0	93	62	3	22	276	8.6
Jabri Abdur-Rahim	32-0	598-18.7	64-160	.400	46-119	.387	54-66	.818	22-63-85	2.7	57-1	7	16	10	16	228	7.1
KyeRon Lindsay	10-8	199-19.9	26-48	.542	1-2	.500	9-17	.529	22-30-52	5.2	18-1	3	15	3	9	62	6.2
M-A Moncrieffe	28-26	579-20.7	59-112	.527	0-0	.000	36-72	.500	46-97-143	5.1	62-2	22	33	9	8	154	5.5
Mardrez McBride	31-20	595-19.2	47-136	.346	38-100	.380	14-24	.583	2-56-58	1.9	30-0	29	29	5	21	146	4.7
Jailyn Ingram	24-2	253-10.5	26-80	.325	19-54	.352	9-15	.600	5-31-36	1.5	25-0	15	15	2	8	80	3.3
Jusaun Holt	31-11	606-19.5	28-95	.295	14-55	.255	28-35	.800	26-77-103	3.3	62-0	15	18	11	31	98	3.2
Frank Anselem	31-6	453-14.6	32-67	.478	0-0	.000	26-40	.650	39-62-101	3.3	58-0	8	23	21	11	90	2.9
Jaxon Etter	14-1	177-12.6	10-31	.323	2-16	.125	7-10	.700	2-14-16	1.1	10-0	6	7	0	4	29	2.1
Team									66-57-123	3.8	0		23				
Total	32		728-1774	.410	215-678	.317	522-718	.727	347-798-1145	35.8	513-4	358	423	85	202	2193	68.5
Opponents	32		841-1912	.440	224-702	.319	383-553	.693	351-787-1138	35.6	588-10	469	368	117	214	2289	71.5

Kentucky

Overall: 22-12 (14-4 H, 6-4 A, 2-4 N) • SEC: 12-6 (6-3 H, 6-3 A)

Player	G-GS	Min-Avg	FG-A	Pct	3PT-A	Pct	FT-A	Pct	Rebs	Avg	PF-FO	A	TO	BS	ST	Pts	Avg
Oscar Tshiebwe	32-30	1076-33.6	195-348	.560	0-2	.000	137-188	.729	184-253-437	13.7	93-3	50	65	32	52	527	16.5
Antonio Reeves	34-14	950-27.9	168-404	.416	80-201	.398	72-92	.783	13-59-72	2.1	70-1	37	50	6	14	488	14.4
Jacob Toppin	33-31	1038-31.5	158-341	.463	18-59	.305	75-113	.664	63-161-224	6.8	75-2	74	49	16	16	409	12.4
Cason Wallace	32-32	1029-32.2	139-312	.446	44-127	.346	53-70	.757	30-89-119	3.7	78-1	136	67	15	63	375	11.7
Sahvir Wheeler	21-14	601-28.6	65-156	.417	15-41	.366	16-30	.533	5-43-48	2.3	39-1	117	39	2	19	161	7.7
Chris Livingston	34-26	761-22.4	79-184	.429	18-59	.305	39-54	.722	38-104-142	4.2	57-1	24	31	12	15	215	6.3
CJ Fredrick	27-15	600-22.2	54-154	.351	34-107	.318	22-24	.917	6-15-21	0.8	30-0	41	14	0	14	164	6.1
Ugonna Onyenso	16-0	112-7.0	18-34	.529	0-0	.000	4-7	.571	18-24-42	2.6	8-0	2	4	16	3	40	2.5
Adou Thiero	20-0	190-9.5	10-29	.345	3-9	.333	23-33	.697	16-21-37	1.9	26-0	8	13	6	9	46	2.3
Lance Ware	28-6	272-9.7	25-38	.658	0-0	.000	7-21	.333	21-34-55	2.0	35-0	17	17	10	8	57	2.0
Daimion Collins	25-1	196-7.8	17-40	.425	0-3	.000	13-21	.619	17-30-47	1.9	33-1	4	18	10	6	47	1.9
Brennan Canada	5-1	9-1.8	1-3	.333	1-3	.333	0-0	.000	0-1-1	0.2	0-0	0	0	0	0	3	0.6
Walker Horn	4-0	8-2.0	0-1	.000	0-1	.000	0-0	.000	0-1-1	0.3	1-0	1	4	0	0	0	0.0
Kareem Watkins	4-0	8-2.0	0-1	.000	0-1	.000	0-0	.000	0-0-0	0.0	0-0	1	1	0	0	0	0.0
Team									61-32-93	2.7	0		28				
Total	34		929-2045	.454	213-613	.347	461-653	.706	472-867-1339	39.4	545-10	512	400	125	219	2532	74.5
Opponents	34		827-1929	.429	222-685	.324	429-577	.744	290-732-1022	30.1	580-12	399	379	75	205	2305	67.8

2023 TEAM STATISTICS

LSU

Overall: 14-19 (10-8 H, 0-9 A, 4-2 N) • SEC: 2-16 (2-7 H, 0-9 A)

Player	G-GS	Min-Avg	FG-A	Pct	3PT-A	Pct	FT-A	Pct	Rebs	Avg	PF-FO	A	TO	BS	ST	Pts	Avg
KJ Williams	33-33	1086-32.9	215-439	.490	58-141	.411	95-121	.785	95-159-254	7.7	81-0	31	48	26	40	583	17.7
Adam Miller	33-33	1089-33.0	118-351	.336	75-237	.316	68-82	.829	9-66-75	2.3	61-0	55	69	6	27	379	11.5
Cam Hayes	31-18	717-23.1	84-209	.402	35-108	.324	48-60	.800	5-73-78	2.5	56-0	70	39	3	23	251	8.1
Derek Fountain	31-23	729-23.5	87-159	.547	8-23	.348	67-86	.779	71-99-170	5.5	83-3	26	42	15	34	249	8.0
Trae Hannibal	30-5	622-20.7	61-148	.412	1-7	.143	80-113	.708	45-91-136	4.5	51-1	68	55	2	23	203	6.8
Justice Hill	30-17	682-22.7	61-210	.290	27-105	.257	19-33	.576	9-39-48	1.6	25-0	81	41	2	28	168	5.6
Tyrell Ward	23-8	325-14.1	30-83	.361	16-46	.348	10-15	.667	10-25-35	1.5	37-0	11	10	1	17	86	3.7
Jalen Reed	33-11	504-15.3	41-103	.398	4-14	.286	36-67	.537	33-72-105	3.2	71-2	14	43	14	8	122	3.7
Justice Williams	23-7	362-15.7	29-86	.337	5-28	.179	14-22	.636	9-23-32	1.4	21-0	34	21	1	9	77	3.3
Parker Edwards	2-1	7-3.5	2-3	.667	2-3	.667	0-0	.000	0-0-0	0.0	1-0	0	0	0	0	6	3.0
Mwani Wilkinon	12-9	157-13.1	11-27	.407	8-18	.444	1-2	.500	2-17-19	1.6	19-0	10	7	3	6	31	2.6
Kendal Coleman	21-0	169-8.0	19-35	.543	0-0	.000	11-18	.611	16-29-45	2.1	27-0	2	7	8	4	49	2.3
Shawn Phillips	20-0	149-7.5	10-22	.455	0-0	.000	7-13	.538	18-25-43	2.2	27-0	4	6	7	4	27	1.4
Adam Benhayoune	1-0	1-1.0	0-0	.000	0-0	.000	0-0	.000	0-0-0	0.0	0-0	0	0	0	0	0	0.0
Brandon Egemo	1-0	1-1.0	0-0	.000	0-0	.000	0-0	.000	0-1-1	1.0	0-0	0	0	0	0	0	0.0
Team									54-61-115	3.5	0		17				
Total	33		768-1875	.410	239-730	.327	456-632	.722	376-780-1156	35.0	560-6	406	405	88	223	2231	67.6
Opponents	33		831-1859	.447	265-773	.343	407-564	.722	316-809-1125	34.1	541-11	432	384	119	199	2334	70.7

Ole Miss

Overall: 12-21 (7-10 H, 2-9 A, 3-2 N) • SEC: 3-15 (1-8 H, 2-7 A)

Player	G-GS	Min-Avg	FG-A	Pct	3PT-A	Pct	FT-A	Pct	Rebs	Avg	PF-FO	A	TO	BS	ST	Pts	Avg
Matthew Murrell	30-29	1029-34.3	140-384	.365	62-204	.304	91-108	.843	22-82-104	3.5	56-3	79	58	5	34	433	14.4
Jaemyn Brakefield	33-31	953-28.9	132-246	.537	34-97	.351	69-94	.734	47-142-189	5.7	51-0	55	51	6	24	367	11.1
Daeshun Ruffin	11-2	201-18.3	36-98	.367	12-40	.300	21-29	.724	1-11-12	1.1	26-2	35	16	1	7	105	9.5
Myles Burns	33-30	889-26.9	99-236	.419	12-64	.188	55-80	.688	80-115-195	5.9	62-0	50	40	14	80	265	8.0
Amaree Abram	33-22	692-21.0	104-258	.403	39-107	.364	18-27	.667	8-58-66	2.0	63-1	66	59	4	22	265	8.0
TJ Caldwell	31-7	532-17.2	51-153	.333	19-68	.279	26-33	.788	10-41-51	1.6	40-0	38	37	3	10	147	4.7
Jayveous McKinnis	32-14	535-16.7	63-107	.589	0-0	.000	20-45	.444	50-69-119	3.7	57-1	11	17	30	14	146	4.6
Robert Allen	33-13	533-16.2	52-117	.444	5-14	.357	37-58	.638	46-65-111	3.4	58-1	40	33	11	21	146	4.4
James White	29-7	397-13.7	51-131	.389	7-32	.219	6-15	.400	12-47-59	2.0	30-0	29	18	3	5	115	4.0
Josh Mballa	16-2	150-9.4	19-37	.514	2-2	1.000	14-23	.609	21-16-37	2.3	16-0	4	14	4	6	54	3.4
Tye Fagan	28-2	275-9.8	28-79	.354	11-43	.256	18-21	.857	3-24-27	1.0	12-0	14	13	2	6	85	3.0
Theo Akwuba	31-6	356-11.5	33-73	.452	0-0	.000	13-26	.500	30-45-75	2.4	49-0	6	18	32	5	79	2.5
Malique Ewin	14-0	83-5.9	8-14	.571	0-0	.000	4-5	.800	3-13-16	1.1	5-0	5	7	8	1	20	1.4
Team									63-56-119	3.8	0		21				
Total	33		816-1933	.422	203-671	.303	392-564	.695	396-784-1180	35.8	525-8	432	402	123	235	2227	67.5
Opponents	33		819-1873	.437	218-645	.338	423-568	.745	334-793-1127	34.2	506-9	458	398	93	234	2279	69.1

Mississippi State

Overall: 21-13 (12-4 H, 4-6 A, 5-3 N) • SEC: 8-10 (5-4 H, 3-6 A)

Player	G-GS	Min-Avg	FG-A	Pct	3PT-A	Pct	FT-A	Pct	Rebs	Avg	PF-FO	A	TO	BS	ST	Pts	Avg
Tolu Smith	34-34	939-27.6	194-339	.572	0-0	.000	147-250	.588	124-165-289	8.5	71-1	58	82	23	22	535	15.7
Shakeel Moore	32-15	844-26.4	119-290	.410	35-132	.265	39-51	.765	18-78-96	3.0	53-1	73	63	9	53	312	9.8
D.J. Jeffries	34-34	1057-31.1	108-308	.351	40-147	.272	44-76	.579	32-187-219	6.4	46-1	60	49	14	39	300	8.8
Dashawn Davis	31-29	916-29.5	90-236	.381	37-109	.339	52-68	.765	16-44-60	1.9	63-1	109	56	1	52	269	8.7
Cameron Matthews	34-33	911-26.8	83-171	.485	5-33	.152	64-92	.696	71-120-191	5.6	97-2	78	57	21	50	235	6.9
Tyler Stevenson	34-2	376-11.1	54-126	.429	0-1	.000	23-30	.767	26-35-61	1.8	32-0	10	19	7	12	131	3.9
Eric Reed Jr.	34-19	604-17.8	44-152	.289	24-102	.235	15-22	.682	39-29-68	2.0	45-0	28	10	3	16	127	3.7
Will McNair Jr.	34-1	431-12.7	47-104	.452	3-21	.143	15-26	.577	31-80-111	3.3	33-0	13	26	17	11	112	3.3
KeShawn Murphy	19-0	194-10.2	23-55	.418	9-32	.281	7-11	.636	11-21-32	1.7	15-0	15	12	10	10	62	3.3
Shawn Jones Jr.	24-0	289-12.0	28-75	.373	13-50	.260	8-13	.615	18-21-39	1.6	33-0	10	16	9	15	77	3.2
Kimani Hamilton	12-0	83-6.9	10-26	.385	4-13	.308	7-9	.778	7-5-12	1.0	6-0	7	5	1	4	31	2.6
Martavious Russell	10-0	66-6.6	7-23	.304	2-12	.167	1-1	1.000	4-2-6	0.6	5-0	1	4	1	4	17	1.7
Jamel Horton Jr.	14-3	172-12.3	7-29	.241	4-15	.267	2-5	.400	2-12-14	1.0	16-0	19	13	1	5	20	1.4
Justin Rumph	8-0	8-1.0	2-2	1.000	2-2	1.000	0-0	.000	0-1-1	0.1	1-0	0	0	0	0	6	0.8
Isaac Stansbury	8-0	10-1.3	0-0	.000	0-0	.000	0-1	.000	0-0-0	0.0	1-0	1	1	0	0	0	0.0
Team									41-47-88	2.6	0		21				
Total	34		816-1936	.421	178-669	.266	424-655	.647	440-847-1287	37.9	517-6	482	434	117	293	2234	65.7
Opponents	34		728-1848	.394	252-809	.311	365-510	.716	340-798-1138	33.5	582-9	424	486	101	214	2073	61.0



2023 TEAM STATISTICS

Missouri

Overall: 25-10 (16-3 H, 5-5 A, 4-2 N) • SEC: 11-7 (7-2 H, 4-5 A)

Player	G-GS	Min-Avg	FG-A	Pct	3PT-A	Pct	FT-A	Pct	Rebs	Avg	PF-FO	A	TO	BS	ST	Pts	Avg
Kobe Brown	34-34	1003-29.5	194-351	.553	51-112	.455	99-125	.792	61-155-216	6.4	84-0	86	56	15	50	538	15.8
D'Moi Hodge	35-35	1021-29.2	178-373	.477	100-250	.400	58-79	.734	25-110-135	3.9	86-2	56	27	17	91	514	14.7
DeAndre Gholston	35-22	811-23.2	132-305	.433	30-97	.309	88-112	.786	11-72-83	2.4	69-3	63	58	3	24	382	10.9
Isiah Mosley	14-3	276-19.7	57-123	.463	15-49	.306	6-8	.750	11-17-28	2.0	22-0	33	34	6	16	135	9.6
Noah Carter	34-20	745-21.9	120-243	.494	38-118	.322	49-68	.721	44-93-137	4.0	76-0	62	40	13	18	327	9.6
Nick Honor	35-35	1047-29.9	87-216	.403	55-138	.399	49-56	.875	13-43-56	1.6	61-0	99	34	0	54	278	7.9
Sean East II	35-1	818-23.4	95-214	.444	15-68	.221	51-61	.836	15-57-72	2.1	69-0	89	52	2	47	256	7.3
Tre Gomillion	24-9	406-16.9	45-92	.489	6-17	.353	20-29	.690	23-42-65	2.7	47-0	38	22	3	21	116	4.8
Mohamed Diarra	25-6	295-11.8	26-65	.400	4-16	.250	24-43	.558	30-52-82	3.3	45-2	14	20	15	13	80	3.2
Aidan Shaw	32-2	337-10.5	36-64	.563	6-21	.286	7-12	.583	20-35-55	1.7	45-0	4	9	10	8	85	2.7
Ronnie DeGray III	17-8	169-9.9	12-28	.429	3-11	.273	8-10	.800	15-15-30	1.8	17-0	4	4	7	8	35	2.1
Kaleb Brown	11-0	86-7.8	4-9	.444	1-5	.200	0-0	.000	1-3-4	0.4	6-0	6	8	1	6	9	0.8
Ben Sternberg	10-0	10-1.0	2-6	.333	1-1	1.000	1-2	.500	0-1-1	0.1	0-0	1	2	0	0	6	0.6
Mabor Majak	8-0	21-2.6	0-1	.000	0-0	.000	1-2	.500	2-1-3	0.4	4-0	0	2	1	0	1	0.1
Jackson Francois	8-0	6-0.8	0-2	.000	0-1	.000	0-1	.000	0-0-0	0.0	0-0	0	0	0	1	0	0.0
Team									39-52-91	2.7	0		22				
Total	35		988-2092	.472	325-904	.360	461-608	.758	310-748-1058	30.2	631-7	555	390	93	357	2762	78.9
Opponents	35		891-1998	.446	309-884	.350	513-683	.751	443-867-1310	37.4	570-12	510	592	81	216	2604	74.4

South Carolina

Overall: 11-21 (7-8 H, 4-8 A, 0-5 N) • SEC: 4-14 (1-8 H, 3-6 A)

Player	G-GS	Min-Avg	FG-A	Pct	3PT-A	Pct	FT-A	Pct	Rebs	Avg	PF-FO	A	TO	BS	ST	Pts	Avg
Gregory "GG" Jackson II	32-29	1023-32.0	177-461	.384	55-170	.324	84-124	.677	49-141-190	5.9	48-0	27	86	26	24	493	15.4
Meechie Johnson	30-29	998-33.3	126-349	.361	70-214	.327	58-76	.763	19-91-110	3.7	52-1	109	72	1	22	380	12.7
Hayden Brown	31-31	934-30.1	132-301	.439	24-110	.218	66-100	.660	50-98-148	4.8	106-10	40	63	12	31	354	11.4
Chico Carter Jr.	25-25	770-30.8	89-189	.471	49-103	.476	17-27	.630	9-36-45	1.8	42-2	39	39	1	15	244	9.8
Jacobi Wright	32-15	937-29.3	82-207	.396	28-80	.350	42-57	.737	14-53-67	2.1	56-0	57	31	1	17	234	7.3
Josh Gray	32-15	536-16.8	57-111	.514	0-1	.000	24-52	.462	86-115-201	6.3	74-1	15	31	27	9	138	4.3
Dani Hankins-Sanford	22-0	176-8.0	21-61	.344	2-10	.200	7-13	.538	24-24-48	2.2	14-0	4	11	1	3	51	2.3
Zachary Davis	30-2	419-14.0	26-68	.382	6-35	.171	8-12	.667	16-51-67	2.2	33-0	22	18	5	21	66	2.2
Benj Bosmans-Verdonk	31-14	464-15.0	22-56	.393	0-0	.000	16-27	.593	56-40-96	3.1	68-1	35	40	7	11	60	1.9
Eli Sparkman	12-0	75-6.3	5-10	.500	5-8	.625	2-2	1.000	2-6-8	0.7	6-0	3	2	0	3	17	1.4
Ford Cooper Jr.	18-0	131-7.3	5-23	.217	4-19	.211	2-2	1.000	2-11-13	0.7	11-0	3	4	0	1	16	0.9
Tre-Vaughn Minott	7-0	19-2.7	1-1	1.000	0-0	.000	1-3	.333	0-2-2	0.3	1-0	0	0	2	0	3	0.4
Ja'Von Benson	7-0	18-2.6	1-9	.111	1-5	.200	0-0	.000	0-5-5	0.7	1-0	0	2	1	0	3	0.4
Team									51-40-91	2.8	0		22				
Total	32		744-1846	.403	244-755	.323	327-495	.661	378-713-1091	34.1	512-15	354	421	84	157	2059	64.3
Opponents	32		864-1858	.465	228-674	.338	368-546	.674	343-779-1122	35.1	478-5	470	336	111	234	2324	72.6

Tennessee

Overall: 25-11 (14-2 H, 4-6 A, 7-3 N) • SEC: 11-7 (7-2 H, 4-5 A)

Player	G-GS	Min-Avg	FG-A	Pct	3PT-A	Pct	FT-A	Pct	Rebs	Avg	PF-FO	A	TO	BS	ST	Pts	Avg
Santiago Vescovi	33-33	1087-32.9	134-338	.396	91-246	.370	55-71	.775	20-133-153	4.6	63-1	102	51	3	60	414	12.5
Olivier Nkamhoua	36-36	912-25.3	157-306	.513	18-54	.333	58-83	.699	59-121-180	5.0	71-1	73	58	22	16	390	10.8
Zakai Zeigler	30-15	860-28.7	105-280	.375	51-164	.311	60-72	.833	10-72-82	2.7	67-1	161	68	6	59	321	10.7
Josiah-Jordan James	24-14	606-25.3	84-226	.372	40-128	.313	31-36	.861	24-89-113	4.7	36-0	44	25	3	29	239	10.0
Julian Phillips	32-25	767-24.0	79-192	.411	11-46	.239	97-118	.822	57-93-150	4.7	56-0	46	41	17	20	266	8.3
Tyreke Key	33-15	800-24.2	82-241	.340	47-141	.333	60-81	.741	24-60-84	2.5	50-0	44	36	1	22	271	8.2
Jonas Aidoo	35-9	637-18.2	76-150	.507	5-18	.278	21-28	.750	63-108-171	4.9	69-1	33	28	44	17	178	5.1
Uros Plavsic	34-20	464-13.6	75-118	.636	0-0	.000	18-53	.340	48-67-115	3.4	68-1	24	30	10	15	168	4.9
Jahmai Mashack	36-13	653-18.1	63-150	.420	11-36	.306	33-57	.579	42-43-85	2.4	65-2	55	46	10	51	170	4.7
Tobe Awaka	34-0	352-10.4	45-76	.592	0-0	.000	18-39	.462	59-69-128	3.8	47-0	11	13	11	6	108	3.2
B.J. Edwards	14-0	60-4.3	6-12	.500	2-5	.400	3-4	.750	2-6-8	0.6	1-0	6	5	1	1	17	1.2
Isaiah Sulack	3-0	6-2.0	1-2	.500	0-0	.000	1-1	1.000	1-0-1	0.3	1-0	1	1	0	0	3	1.0
Colin Coyne	4-0	6-1.5	1-1	1.000	0-0	.000	0-0	.000	0-1-1	0.3	0-0	0	0	2	0	2	0.5
Alec Kegler	2-0	3-1.5	0-1	.000	0-0	.000	0-0	.000	0-0-0	0.0	1-0	0	0	0	0	0	0.0
Kent Gilbert	6-0	12-2.0	0-4	.000	0-3	.000	0-0	.000	1-2-3	0.5	1-0	1	2	0	1	0	0.0
Team									54-54-108	3.1	0		27				
Total	36		908-2097	.433	276-841	.328	455-643	.708	464-918-1382	38.4	596-7	601	431	130	297	2547	70.8
Opponents	36		707-1895	.373	210-792	.265	460-640	.719	337-810-1147	31.9	639-13	356	528	104	236	2084	57.9

2023 TEAM STATISTICS

Texas A&M

Overall: 25-10 (15-1 H, 7-4 A, 3-5 N) • SEC: 15-3 (9-0 H, 6-3 A)

Player	G-GS	Min-Avg	FG-A	Pct	3PT-A	Pct	FT-A	Pct	Rebs	Avg	PF-FO	A	TO	BS	ST	Pts	Avg
Wade Taylor IV	35-33	1005-28.7	160-404	.396	79-222	.356	173-197	.878	14-82-96	2.7	96-1	137	92	2	61	572	16.3
Tyrece Radford	35-35	1091-31.2	137-355	.386	42-134	.313	148-186	.796	63-122-185	5.3	63-1	85	64	9	30	464	13.3
Dexter Dennis	34-34	976-28.7	107-273	.392	44-142	.310	64-83	.771	45-150-195	5.7	66-1	42	33	21	26	322	9.5
Julius Marble	35-30	728-20.8	128-240	.533	0-7	.000	64-112	.571	52-93-145	4.1	91-3	13	39	14	15	320	9.1
Henry Coleman III	35-31	948-27.1	118-222	.532	0-2	.000	80-113	.708	79-122-201	5.7	63-1	33	53	4	30	316	9.0
Manny Obaseki	20-0	276-13.8	36-84	.429	5-13	.385	27-36	.750	3-25-28	1.4	29-1	19	26	3	7	104	5.2
Hayden Hefner	32-1	349-10.9	36-87	.414	19-54	.352	19-24	.792	1-22-23	0.7	35-0	17	27	4	8	110	3.4
Andersson Garcia	34-1	561-16.5	33-65	.508	4-10	.400	38-53	.717	70-79-149	4.4	84-6	27	26	7	20	108	3.2
Solomon Washington	31-4	376-12.1	33-69	.478	4-15	.267	28-35	.800	40-49-89	2.9	58-1	10	15	16	15	98	3.2
Andre Gordon	35-6	531-15.2	27-85	.318	14-46	.304	8-12	.667	8-47-55	1.6	32-0	43	27	0	15	76	2.2
Khalen Robinson	18-0	101-5.6	10-21	.476	2-9	.222	11-17	.647	2-9-11	0.6	15-0	10	10	0	6	33	1.8
Javonte Brown	7-0	22-3.1	6-11	.545	0-0	.000	0-0	.000	6-5-11	1.6	3-0	1	1	2	0	12	1.7
Erik Pratt	9-0	33-3.7	4-16	.250	4-12	.333	1-2	.500	0-1-1	0.1	2-0	2	1	0	1	13	1.4
Davin Watkins	2-0	3-1.5	0-0	.000	0-0	.000	1-2	.500	0-0-0	0.0	0-0	0	0	0	1	1	0.5
Team									52-47-99	2.8	0		16				
Total	35		835-1932	.432	217-666	.326	662-872	.759	435-853-1288	36.8	637-15	439	430	82	235	2549	72.8
Opponents	35		783-1924	.407	290-880	.330	471-667	.706	373-749-1122	32.1	699-20	462	490	140	251	2327	66.5

Vanderbilt

Overall: 22-15 (14-6 H, 5-6 A, 3-3 N) • SEC: 11-7 (7-2 H, 4-5 A)

Player	G-GS	Min-Avg	FG-A	Pct	3PT-A	Pct	FT-A	Pct	Rebs	Avg	PF-FO	A	TO	BS	ST	Pts	Avg
Liam Robbins	26-15	612-23.5	123-244	.504	19-52	.365	125-171	.731	66-112-178	6.8	64-1	26	42	78	8	390	15.0
Tyrin Lawrence	36-34	1041-28.9	165-329	.502	36-100	.360	104-140	.743	22-136-158	4.4	60-0	61	63	5	35	470	13.1
Jordan Wright	34-17	842-24.8	128-322	.398	40-128	.313	65-86	.756	40-133-173	5.1	73-0	70	61	8	39	361	10.6
Ezra Manjon	37-25	1053-28.5	152-313	.486	9-36	.250	74-102	.725	23-77-100	2.7	70-2	139	54	9	34	387	10.5
Myles Stute	34-26	874-25.7	93-268	.347	74-205	.361	24-36	.667	29-127-156	4.6	79-1	19	45	4	19	284	8.4
Trey Thomas	33-17	763-23.1	63-200	.315	50-165	.303	16-17	.941	14-40-54	1.6	35-0	29	26	2	12	192	5.8
Colin Smith	36-16	599-16.6	53-136	.390	35-93	.376	29-42	.690	31-60-91	2.5	41-0	20	15	3	5	170	4.7
Noah Shelby	14-0	126-9.0	16-51	.314	14-45	.311	6-9	.667	1-6-7	0.5	9-0	3	1	0	1	52	3.7
Quentin Millora-Brown	36-27	659-18.3	47-97	.485	1-3	.333	31-52	.596	77-79-156	4.3	85-2	24	24	22	13	126	3.5
Paul Lewis	25-5	248-9.9	26-63	.413	15-39	.385	6-9	.667	6-16-22	0.9	12-0	21	14	0	11	73	2.9
Emmanuel Ansong	27-2	289-10.7	31-72	.431	5-16	.313	5-12	.417	29-29-58	2.1	22-0	5	7	12	4	72	2.7
Malik Dia	20-0	173-8.7	19-63	.302	12-34	.353	1-2	.500	9-22-31	1.6	24-0	4	10	8	5	51	2.6
Lee Dort	17-0	109-6.4	13-20	.650	0-0	.000	3-10	.300	16-20-36	2.1	25-0	3	10	12	0	29	1.7
Miles Keeffe	6-1	24-4.0	1-4	.250	0-3	.000	2-2	1.000	1-2-3	0.5	1-0	0	0	0	0	4	0.7
Adrian Samuels	3-0	7-2.3	0-1	.000	0-0	.000	0-0	.000	0-0-0	0.0	0-0	0	0	1	0	0	0.0
Graham Calton	6-0	31-5.2	0-4	.000	0-3	.000	0-0	.000	1-0-1	0.2	4-0	2	0	0	1	0	0.0
Team									52-64-116	3.1	0		27				
Total	37		930-2187	.425	310-922	.336	491-690	.712	417-923-1340	36.2	604-6	426	399	164	187	2661	71.9
Opponents	37		954-2219	.430	248-799	.310	489-693	.706	432-936-1368	37.0	646-21	469	381	98	210	2645	71.5



2023 TEAM RESULTS

Alabama

Overall: 31-6 • SEC: 16-2

	Result	High Scorer (s)
N7	Longwood [SECN+]	W, 75-54
N11	Liberty [SECN+]	W, 95-59
N15	at South Ala. [ESPN]	W, 65-55
N18	Jacksonville St. [SEC Network]	W, 104-62
N24	1-vs. #12 Michigan St. [ESPN]	W, 81-70
N25	1-vs. #20 UConn [ESPN]	L, 67-82
N27	1-vs. #1 North Carolina [ESPN]	W, 103-101 4ot
D3	South Dakota St. [SECN+]	W, 78-65
D10	at #1 Houston [ABC]	W, 71-65
D13	Memphis [ESPN2]	W, 91-88
D17	2-vs. #15 Gonzaga [CBS]	L, 90-100
D20	Jackson St. [SEC Network]	W, 84-64
D28	at #21 Mississippi State [SEC Network]	W, 78-67
J3	Ole Miss [SEC Network]	W, 84-62
J7	Kentucky [ESPN]	W, 78-52
J11	at #15 Arkansas [ESPN2]	W, 84-69
J14	LSU [ESPN]	W, 106-66
J17	at Vanderbilt [SEC Network]	W, 78-66
J21	at Missouri [SEC Network]	W, 85-64
J25	Mississippi State [SEC Network]	W, 66-63
J28	3-at Oklahoma [ESPN]	L, 69-93
J31	Vanderbilt [SEC Network]	W, 101-44
F4	at LSU [ESPN]	W, 79-69
F8	Florida [ESPN2]	W, 97-69
F11	at Auburn [ESPN]	W, 77-69
F15	at #10 Tennessee [ESPN2]	L, 59-68
F18	Georgia [SEC Network]	W, 108-59
F22	at South Carolina [ESPN2]	W, 78-76 ot
F25	Arkansas [ESPN2]	W, 86-83
M1	Auburn [ESPN2]	W, 90-85 ot
M4	at #24 Texas A&M [CBS]	L, 61-67
M10	4-vs. Mississippi State [ESPN]	W, 72-49
M11	4-vs. #25 Missouri [ESPN]	W, 72-61
M12	4-vs. #18 Texas A&M [ESPN]	W, 82-63
M16	5-vs. A&M-Corpus Christi [CBS]	W, 96-75
M18	5-vs. Maryland [TBS]	W, 73-51
M24	6-vs. #18 San Diego St. [TBS]	L, 64-71

All Times Eastern; *SEC Game; 1-Phil Knight Invitational (Portland, OR); 2-at Birmingham, AL; 3-SEC/Big 12 Challenge; 4-SEC Tournament (Nashville, TN); 5-NCAA Tournament (Birmingham, AL); 6-NCAA Tournament (Louisville, KY)

Arkansas

Overall: 22-14 • SEC: 8-10

	Result	High Scorer (s)
N7	North Dakota St. [SECN+]	W, 76-58
N11	Fordham [SECN+]	W, 74-48
N16	South Dakota St. [SECN+]	W, 71-56
N21	1-vs. Louisville [ESPN2]	W, 80-54
N22	1-vs. #10 Creighton [ESPN]	L, 87-90
N23	1-vs. #17 San Diego St. [ESPN2]	W, 78-74 ot
N28	Troy [SEC Network]	W, 74-61
D3	San Jose St. [SEC Network]	W, 99-58
D6	UNC-Greensboro [SEC Network]	W, 65-58
D10	2-vs. Oklahoma [ESPN2]	W, 88-78
D17	3-vs. Bradley	W, 76-57
D21	UNC Asheville [SEC Network]	W, 85-51
D28	at LSU [ESPN2/U]	L, 57-60
J4	#20 Missouri [SEC Network]	W, 74-68
J7	at #22 Auburn [SEC Network]	L, 59-72
J11	#4 Alabama [ESPN2]	L, 69-84
J14	at Vanderbilt [ESPN]	L, 84-97
J18	at Missouri [SEC Network]	L, 76-79
J21	Ole Miss [ESPN2]	W, 69-57
J24	LSU [ESPN2]	W, 60-40
J28	4-at #17 Baylor [ESPN]	L, 64-67
J31	Texas A&M [ESPN2]	W, 81-70
F4	at South Carolina [SEC Network]	W, 65-63
F7	at Kentucky [ESPN]	W, 88-73
F11	Mississippi State [ESPN2]	L, 64-70
F15	at Texas A&M [ESPN2]	L, 56-62
F18	Florida [ESPN2]	W, 84-65
F21	Georgia [SEC Network]	W, 97-65
F25	at #2 Alabama [ESPN2]	L, 83-86
F28	at #12 Tennessee [ESPN2]	L, 57-75
M4	#23 Kentucky [CBS]	L, 79-88
M9	5-vs. Auburn [SEC Network]	W, 76-73
M10	3-vs. Texas A&M [ESPN]	L, 61-67
M16	4-vs. Illinois [TBS]	W, 73-63
M18	4-vs. #4 Kansas [CBS]	W, 72-71
M23	5-vs. #10 UConn [CBS]	L, 65-88

All Times Eastern; *SEC Game; 1-Maui Invitational (Lahaina, Maui, HI); 2-at Tulsa, OK; 3-at North Little Rock, AR; 4-SEC/Big 12 Challenge; 5-SEC Tournament (Nashville, TN); 4-NCAA Tournament Des Moines, IA; 5-NCAA Tournament (Las Vegas, NV)

Auburn

Overall: 21-13 • SEC: 10-8

	Result	High Scorer (s)
N7	George Mason [SECN+]	W, 70-52
N11	USF [SECN+]	W, 67-59
N15	Winthrop [SEC Network]	W, 89-65
N18	Texas Southern [SECN+]	W, 72-56
N22	1-vs. Bradley [CBSSN]	W, 85-64
N23	1-vs. Northwestern [CBSSN]	W, 43-42
N27	Saint Louis [SEC Network]	W, 65-60
D2	Colgate [SECN+]	W, 93-66
D10	vs. Memphis [ESPN2]	L, 73-82
D14	Georgia St. [SECN+]	W, 72-64
D18	at Southern California [ESPN]	L, 71-74
D21	at Washington [Pac-12 Network]	W, 84-61
D28	Florida [ESPN2]	W, 61-58
J4	at Georgia [SEC Network]	L, 64-76
J7	#13 Arkansas [SEC Network]	W, 72-59
J10	at Ole Miss [ESPN]	W, 82-73
J14	Mississippi State [SEC Network]	W, 69-63
J18	at LSU [ESPN2]	W, 67-49
J21	at South Carolina [SEC Network]	W, 81-66
J25	Texas A&M [ESPN2]	L, 63-79
J28	3-at West Virginia [ESPN]	L, 77-80
F1	Georgia [SEC Network]	W, 94-73
F4	at #2 Tennessee [ESPN]	L, 43-46
F7	at Texas A&M [ESPN2]	L, 78-83
F11	#3 Alabama [ESPN]	L, 69-77
F14	Missouri [ESPN2]	W, 89-56
F18	at Vanderbilt [SEC Network]	L, 65-67
F22	Ole Miss [SEC Network]	W, 78-74
F25	at Kentucky [CBS]	L, 54-86
M1	at #2 Alabama [ESPN2]	L, 85-90 ot
M4	#12 Tennessee [ESPN]	W, 79-70
M9	4-vs. Arkansas [SEC Network]	L, 73-76
M16	5-vs. Iowa [TNT]	W, 83-75
M18	5-vs. #2 Houston [TBS]	L, 64-81

All Times Eastern; *SEC Game; 1-Cancun Challenge (Cancun, MX); 2-Holiday Hoopsgiving (Atlanta, GA); 3-SEC/Big 12 Challenge; 4-SEC Tournament (Nashville, TN); 5-NCAA Tournament (Birmingham, AL)

Florida

Overall: 16-17 • SEC: 9-9

	Result	High Scorer (s)
N7	Stony Brook [SECN+]	W, 81-45
N11	Kennesaw St. [SECN+]	W, 88-78
N14	FAU [SEC Network]	L, 74-76
N18	at Florida St. [ACC Network]	W, 76-67
N24	1-vs. Xavier [ESPN2]	L, 83-90
N25	1-vs. Oregon St. [ESPN]	W, 81-68
N27	1-vs. West Virginia [ESPN]	L, 55-84
N30	FAMU [SECN+]	W, 102-62
D4	Stetson [SEC Network]	W, 89-51
D7	#5 UConn [ESPN2]	L, 64-75
D14	2-vs. Ohio [ESPN2]	W, 82-48
D20	3-vs. Oklahoma [ESPN2]	L, 53-64
D28	at #20 Auburn [ESPN2]	L, 58-61
J4	Texas A&M [ESPN]	L, 63-66
J7	Georgia [SEC Network]	W, 82-75
J10	at LSU [SEC Network]	W, 67-56
J14	#20 Missouri [SEC Network]	W, 73-64
J18	at Texas A&M [SEC Network]	L, 52-54
J21	at Mississippi State [SEC Network]	W, 61-59
J25	South Carolina [ESPN2]	W, 81-60
J28	4-at #5 Kansas State [ESPN2]	L, 50-64
F1	#2 Tennessee [ESPN2]	W, 67-54
F4	at Kentucky [ESPN]	L, 67-72
F8	at #3 Alabama [ESPN2]	L, 69-97
F11	Vanderbilt [SEC Network]	L, 80-88
F15	Ole Miss [SEC Network]	W, 79-64
F18	at Arkansas [ESPN2]	L, 65-84
F22	Kentucky [ESPN]	L, 74-82
F25	at Vanderbilt [ESPN2]	L, 72-88
F28	at Georgia [SEC Network]	W, 77-67
M4	LSU [SEC Network]	W, 79-67
M9	5-vs. Mississippi State [SEC Network]	L, 68-69
M15	6-UCF [ESPN2]	L, 49-67

All Times Eastern; *SEC Game; 1-Phil Knight Legacy (Portland, OR); 2-at Tampa, FL; 3-Jumpman Invitational (Charlotte, NC); 4-SEC/Big 12 Challenge; 5-SEC Tournament (Nashville, TN); 6-National Invitation Tournament

2023 TEAM RESULTS



Georgia

Overall: 16-16 • SEC: 6-12

		Result	High Scorer (s)
N7	Western Carolina [SECN+]	W, 68-55	Oquendo 18
N11	at Wake Forest [ACC Network]	L, 71-81	McBride/Roberts 13
N14	Miami (Ohio) [SECN+]	W, 77-70	Roberts 22
N18	Bucknell [SEC Network]	W, 65-61	Roberts 20
N21	1-vs. Saint Joseph's [CBSSN]	W, 66-53	Oquendo 15
N22	1-vs. UAB [CBSSN]	L, 73-87	Hill 17
N27	ETSU [SEC Network]	W, 62-47	Oquendo 16
N30	Hampton [SECN+]	W, 73-54	Bridges 21
D2	Florida A&M [SECN+]	W, 68-46	McBride
D6	at Georgia Tech [ESPN2]	L, 77-79	Roberts 16
D18	2-vs. Notre Dame [ESPN2]	W, 77-62	Bridges 18
D21	Chattanooga [SECN+]	W, 72-65	Oquendo 22
D28	Rider [SECN+]	W, 78-72	Oquendo/Roberts 17
J4	#22 Auburn [SEC Network]	W, 76-64	Roberts 26
J7	at Florida [SEC Network]	L, 75-82	Roberts 25
J11	Mississippi State [SEC Network]	W, 58-50	Roberts 16
J14	at Ole Miss [SEC Network]	W, 62-58	Oquendo 15
J17	at Kentucky [ESPN]	L, 71-85	Roberts 21
J21	Vanderbilt [SEC Network]	L, 82-85	Abdur-Rahim 21
J25	at #4 Tennessee [SEC Network]	L, 41-70	Roberts 11
J28	South Carolina [SEC Network]	W, 81-78 ot	McBride 17
F1	at #25 Auburn [SEC Network]	L, 73-94	McBride 20
F4	at Texas A&M [SEC Network]	L, 57-82	Hill 20
F7	Ole Miss [SEC Network]	L, 74-78	Bridges 26
F11	Kentucky [ESPN]	W, 75-68	Oquendo 21
F14	LSU [SEC Network]	W, 65-63	Bridges 13
F18	at #1 Alabama [SEC Network]	L, 59-108	Hill 17
F21	at Arkansas [SEC Network]	L, 65-97	Oquendo 20
F25	Missouri [SEC Network]	L, 63-85	Oquendo 14
F28	Florida [SEC Network]	L, 67-77	Oquendo 20
M4	at South Carolina [SEC Network]	L, 55-61	Roberts 14
M8	3-vs. LSU [SEC Network]	L, 67-72	Bridges/Hill 13

All Times Eastern; *SEC Game; 1-Sunshine Slam (Daytona Beach, FL); 2-Holiday Hoopsgiving (Atlanta, GA); 3-SEC Tournament (Nashville, TN)

Kentucky

Overall: 22-12 • SEC: 12-6

		Result	High Scorer (s)
N7	Howard [SEC Network]	W, 95-63	Reeves 22
N11	Duquesne [SEC Network]	W, 77-25	Reeves 18
N15	1-vs. Michigan St. [ESPN]	L, 77-86 2ot	Tshiebwe 22
N17	South Carolina St. [SEC Network]	W, 106-63	Fredrick 17
N20	2-vs. #2 Gonzaga [ESPN]	L, 72-88	Tshiebwe 20
N23	North Florida [SECN+]	W, 96-56	Reeves/Toppin 20
N29	Bellarmine [SECN+]	W, 60-41	Reeves 18
D4	3-vs. Michigan [ABC]	W, 73-69	Toppin/Wallace 14
D10	Yale [SEC Network]	W, 69-59	Tshiebwe 28
D17	4-vs. UCLA [CBS]	L, 53-63	Livingston 14
D21	Florida A&M [SEC Network]	W, 88-68	Wallace 27
D28	at Missouri [SEC Network]	W, 86-63	Toppin/Tshiebwe 24
D31	Louisville [CBS]	L, 75-89	Tshiebwe 23
J3	LSU [ESPN]	W, 74-71	Toppin 21
J7	at Alabama [ESPN]	L, 52-78	Reeves 20
J10	South Carolina [ESPN2]	L, 68-71	Tshiebwe 19
J14	at #5 Tennessee [ESPN]	W, 63-56	Reeves 18
J17	Georgia [ESPN]	W, 85-71	Tshiebwe 37
J21	Texas A&M [ESPN]	W, 76-67	Reeves 23
J24	at Vanderbilt [SEC Network]	W, 69-53	Reeves 16
J28	5-#9 Kansas [ESPN]	L, 68-77	Tshiebwe 18
J31	at Ole Miss [ESPN]	W, 75-66	Reeves 27
F4	Florida [ESPN]	W, 72-67	Wallace 20
F7	Arkansas [ESPN]	L, 73-88	Wallace 24
F11	at Georgia [ESPN]	L, 68-75	Reeves/Tshiebwe 20
F15	at Mississippi State [SEC Network]	W, 71-68	Tshiebwe 18
F18	#10 Tennessee [CBS]	W, 66-54	Tshiebwe/Wallace 16
F22	at Florida [ESPN]	W, 82-74	Tshiebwe 25
F25	Auburn [CBS]	W, 86-54	Tshiebwe 22
M1	Vanderbilt [SEC Network]	L, 66-68	Tshiebwe 21
M4	at Arkansas [CBS]	W, 88-79	Reeves 37
M10	6-vs. Vanderbilt [SEC Network]	L, 73-80	Reeves 22
M17	7-vs. Providence [CBS]	W, 61-53	Reeves 22
M19	7-vs. #15 Kansas St. [CBS]	L, 69-75	Tshiebwe 25

All Times Eastern; *SEC Game; 1-Champions Classic (Indianapolis, IN); 2-at Spokane, WA; 3-Basketball Hall of Fame London Showcase (London, ENG); 4-CBS Sports Classic (New York, NY); 5-SEC/Big 12 Challenge; 6-SEC Tournament (Nashville, TN); 7-NCAA Tournament (Greensboro, NC)

LSU

Overall: 13-19 • SEC: 2-16

		Result	High Scorer (s)
N9	Kansas City [SECN+]	W, 74-63	Miller 18
N12	Arkansas St. [SECN+]	W, 61-52	Miller 26
N17	New Orleans [SECN+]	W, 91-62	Fountain 15
N21	1-vs. Illinois St. [FloHoops]	W, 77-61	Williams 33
N22	1-vs. Akron [FloHoops]	W, 73-58	Miller 23
N23	1-vs. Kansas St. [FloHoops]	L, 59-61	Williams 17
N27	Wofford [SECN+]	W, 78-75	Miller 26
D2	UT-Arlington [SECN+]	W, 63-59	Williams 14
D10	2-vs. Wake Forest [ESPNU]	W, 72-70	Williams 35
D13	NC Central [SEC Network]	W, 67-57	Williams 18
D17	Winthrop [SEC Network]	W, 89-81	Hayes 25
D21	ETSU [SECN+]	W, 72-68	Williams 28
D28	#9 Arkansas [ESPN2/U]	W, 60-57	Hannibal 19
J3	at Kentucky [ESPN]	L, 71-74	Williams 23
J7	at Texas A&M [SEC Network]	L, 56-69	Miller 16
J10	Florida [SEC Network]	L, 56-67	Williams 23
J14	at #4 Alabama [ESPN]	L, 66-106	Hayes/Williams 10
J18	#16 Auburn [ESPN2]	L, 49-67	Hannibal/Williams 16
J21	#9 Tennessee [ESPN]	L, 56-77	Williams 16
J24	at Arkansas [ESPN2]	L, 40-60	Miller/Williams 9
J28	3-Texas Tech [ESPN2]	L, 68-76	Miller 20
F1	at Missouri [SEC Network]	L, 77-87	Williams 15
F4	#4 Alabama [ESPN]	L, 69-79	Fountain 26
F8	at Mississippi State [SEC Network]	L, 53-64	Williams 11
F11	Texas A&M [SEC Network]	L, 62-74	Miller 18
F14	at Georgia [SEC Network]	L, 63-65	Williams 18
F18	South Carolina [SEC Network]	L, 73-82	Hayes 25
F22	Vanderbilt [SEC Network]	W, 84-77	Williams 35
F25	at Ole Miss [SEC Network]	L, 69-82	Williams 29
M1	Missouri [SEC Network]	L, 76-81	Williams 24
M4	at Florida [SEC Network]	L, 67-79	Williams 19
M8	4-vs. Georgia [SEC Network]	W, 72-67	Williams 18
M9	3-vs. Vanderbilt [SEC Network]	L, 68-77	Williams 26

All Times Eastern; *SEC Game; 1-Cayman Islands Classic (George Town, CI); 2-Holiday Hoopsgiving (Atlanta, GA); 3-SEC/Big 12 Challenge; 4-SEC Tournament (Nashville, TN)

Ole Miss

Overall: 12-21 • SEC: 3-15

		Result	High Scorer (s)
N7	Alcorn St. [SECN+]	W, 73-58	Murrell 20
N11	Florida Atlantic [SECN+]	W, 80-67	Brakefield 17
N15	Chattanooga [SECN+]	W, 70-58	Murrell 25
N18	UT Martin [SECN+]	W, 72-68	Murrell 16
N24	1-vs. Stanford [ESPNU]	W, 72-68	Abram 26
N25	1-vs. Siena [ESPN2]	W, 74-62	Abram 19
N27	1-vs. Oklahoma [ESPN]	L, 55-59	Abram 17
D3	at Memphis [ESPN2]	L, 57-68	Murrell 13
D10	Valparaiso [SEC Network]	W, 98-61	Murrell 17
D14	UCF [SECN+]	L, 61-72	Murrell 21
D17	Temple [SEC Network]	W, 63-55	Murrell 21
D20	North Ala. [SECN+]	L, 65-66	Murrell 16
D28	#7 Tennessee [SEC Network]	L, 59-63	Brakefield 18
J3	at #7 Alabama [SEC Network]	L, 54-64	Murrell 19
J7	at Mississippi State [CBS]	L, 54-64	Murrell 19
J10	#21 Auburn [ESPNU]	L, 73-80	Murrell 24
J14	Georgia [SEC Network]	L, 58-62	Murrell 13
J17	at South Carolina [SEC Network]	W, 70-58	Murrell 23
J21	at #25 Arkansas [ESPN2]	L, 57-69	McKinnis/Ruffin 10
J24	Missouri [SEC Network]	L, 77-89	Brakefield 17
J28	2-at Oklahoma State [ESPN2]	L, 60-82	Brakefield/Caldwell 12
J31	Kentucky [ESPN]	L, 66-75	Abram 17
F4	at Vanderbilt [SEC Network]	L, 71-74	Brakefield 15
F7	at Georgia [SEC Network]	W, 78-74	Brakefield 24
F11	South Carolina [SEC Network]	L, 61-64	Fagan 17
F15	at Florida [SEC Network]	L, 64-79	Murrell 15
F18	Mississippi State [SEC Network]	L, 61-69 ot	Brakefield 20
F22	at Auburn [SEC Network]	L, 74-78	Murrell 23
F25	LSU [SEC Network]	W, 82-69	Brakefield 23
F28	#24 Texas A&M [ESPNU]	L, 61-69	Murrell 26
M4	at Missouri [SEC Network]	L, 77-82	Brakefield 18
M8	3-vs. South Carolina [SEC Network]	W, 67-61	Abram 20
M9	3-vs. #17 Tennessee [SEC Network]	L, 55-70	Burns 14

All Times Eastern; *SEC Game; 1-ESPN Events Invitational (Orlando, FL); 2-SEC/Big 12 Challenge; 3-SEC Tournament (Nashville, TN)



2023 TEAM RESULTS

Mississippi State

Overall: 21-13 • SEC: 8-10

	Result	High Scorer (s)
N7	Texas A&M-CC [SECN+]	W, 63-44 Smith 19
N11	1-vs. Akron [Barstool.tv]	W, 73-54 Smith 26
N13	Ark.-Pine Bluff [SECN+]	W, 80-47 Jeffries/Smith 10
N17	2-South Dakota [SEC Network]	W, 79-42 Smith 16
N21	3-vs. Marquette [FS1]	W, 58-55 Reed 15
N23	3-vs. Utah [FS1]	W, 52-49 Davis 18
N28	Omaha [SECN+]	W, 74-54 Smith 12
D3	Mississippi Valley St. [SECN+]	W, 82-52 Smith 24
D11	at Minnesota [BTN]	W, 69-51 Smith 20
D14	4-vs. Jackson St.	W, 69-59 Jeffries 15
D17	Nicholls [SEC Network]	W, 68-66 Smith 15
D20	4-vs. Drake	L, 52-58 Reed 11
D28	#8 Alabama [SEC Network]	L, 67-78 Jeffries/Murphy 11
J3	at #8 Tennessee [ESPN2]	L, 53-87 Stevenson 15
J7	Ole Miss [CBS]	W, 64-54 McNair 13
J11	at Georgia [SEC Network]	L, 50-58 Moore 15
J14	at #21 Auburn [SEC Network]	L, 63-69 Smith 20
J17	#9 Tennessee [ESPN2]	L, 59-70 Moore 20
J21	Florida [SEC Network]	L, 59-61 Moore/Smith 12
J25	at #2 Alabama [SEC Network]	L, 63-66 Smith 15
J28	5-#11 TCU [ESPN2]	W, 81-74 Smith 27
J31	at South Carolina [SEC Network]	W, 66-51 Moore 22
F4	Missouri [SEC Network]	W, 63-52 Smith 25
F8	LSU [SEC Network]	W, 64-53 Jeffries 18
F11	at Arkansas [ESPN2]	W, 70-64 Davis 17
F15	Kentucky [SEC Network]	L, 68-71 Smith 22
F18	at Ole Miss [SEC Network]	W, 69-61 Matthews/Smith 17
F21	at Missouri [SEC Network]	L, 64-66 Smith 14
F25	#25 Texas A&M [SEC Network]	W, 69-62 Smith 17
F28	South Carolina [SEC Network]	W, 74-68 Moore 20
M4	at Vanderbilt [SEC Network]	L, 72-77 Smith 27
M9	6-vs. Florida [SEC Network]	W, 69-68 Smith 28
M10	6-vs. #4 Alabama [ESPN]	L, 49-72 Smith 17
M14	7-vs. Pittsburgh [truTV]	L, 59-60 Davis 15

All Times Eastern; *SEC Game; 1-Barstool Sports Invitational (Philadelphia, PA); 2-Fort Myers Tipoff (Starkville, MS); 3-Fort Myers Tipoff (Fort Myers, FL); 4-Battle in the Vault (Lincoln, NE); 5-SEC/Big 12 Challenge-6-SEC Tournament (Nashville, TN); 7-NCAA Tournament (Dayton, OH)

South Carolina

Overall: 11-21 • SEC: 4-14

	Result	High Scorer (s)
N8	South Carolina St. [SEC Network]	W, 80-77 Brown 21
N11	Clemson [SECN+]	W, 60-58 Carter 16
N17	1-vs. Colorado St. [ESPN2]	L, 53-85 Jackson 20
N18	1-vs. Davidson [ESPN2]	L, 60-69 Carter 26
N20	1-vs. Furman [ESPN2]	L, 60-79 Jackson 19
N25	USC Upstate [SECN+]	W, 68-53 Jackson 22
N30	at George Washington [CBSSN]	L, 55-79 Carter 13
D3	at Georgetown [FS1]	W, 74-71 Jackson 22
D11	Presbyterian [SECN+]	W, 68-57 Jackson 18
D14	at UAB [CBSSN]	L, 70-84 Jackson 20
D17	2-vs. East Carolina	L, 56-64 Brown 15
D22	Western Ky. [SEC Network]	W, 65-58 Johnson 25
D30	Eastern Mich. [SECN+]	W, 74-64 Jackson 24
J3	at Vanderbilt [SEC Network]	L, 79-84 Carter 24
J7	#8 Tennessee [SEC Network]	L, 42-85 Johnson 19
J10	at Kentucky [ESPN2]	W, 71-68 Johnson 26
J14	Texas A&M [SEC Network]	L, 53-94 Johnson 11
J17	Ole Miss [SEC Network]	L, 58-70 Johnson 15
J21	#16 Auburn [SEC Network]	L, 66-81 Jackson 30
J25	at Florida [ESPN2]	L, 60-81 Jackson 20
J28	at Georgia [SEC Network]	L, 78-81 Jackson 18
J31	Mississippi State [SEC Network]	L, 51-66 Jackson 15
F4	Arkansas [SEC Network]	L, 63-65 Johnson/Gray 20
F7	at Missouri [SEC Network]	L, 74-83 Jackson 23
F11	at Ole Miss [SEC Network]	W, 64-61 Brown 18
F14	Vanderbilt [SEC Network]	L, 64-75 Johnson 19
F18	at LSU [SEC Network]	W, 82-73 Jackson/Johnson 20
F22	#2 Alabama [ESPN2]	L, 76-78 Jackson 19
F25	at #11 Tennessee [SEC Network]	L, 45-85 Brown 18
F28	at Mississippi State [SEC Network]	L, 68-74 Jackson 22
M4	Georgia [SEC Network]	W, 61-55 Johnson 18
M8	3-vs. Ole Miss [SEC Network]	L, 61-67 Jackson 24

All Times Eastern; *SEC Game; 1-Charleston Classic (Charleston, SC); 2-at Greenville, SC; 3--SEC Tournament (Nashville, TN)

Missouri

Overall: 25-10 • SEC: 11-7

	Result	High Scorer (s)
N7	Southern Ind. [SECN+]	W, 97-91 Ko. Brown 20
N11	Penn [SECN+]	W, 92-85 Carter 28
N13	Lindenwood [SECN+]	W, 82-53 Carter 14
N15	SIUE [SECN+]	W, 105-80 Hodge 30
N20	Mississippi Valley St. [SECN+]	W, 83-62 Hodge/Mosley 18
N23	Coastal Carolina [SECN+]	W, 89-51 Mosley 23
N26	Houston Christian [SEC Network]	W, 105-69 Gholston 22
N29	at Wichita St. [ESPN+]	W, 88-84 Carter 20
D4	Southwest Missouri St. [SEC Network]	W, 96-89 Ko. Brown 25
D10	#6 Kansas [ESPN]	L, 67-95 Hodge/Honor 15
D17	1-vs. UCF	W, 68-66 Honor 17
D22	2-vs. #16 Illinois [SEC Network]	W, 93-71 Ko. Brown 31
D28	#19 Kentucky [SEC Network]	W, 89-75 Ko. Brown 30
J4	at #13 Arkansas [SEC Network]	L, 68-74 East 13
J7	Vanderbilt [CBS]	W, 85-82 Ko. Brown/Gholston 18
J11	at Texas A&M [SEC Network]	L, 64-82 Ko. Brown 12
J14	at Florida [SEC Network]	L, 64-73 Ko. Brown 21
J18	#25 Arkansas [SEC Network]	W, 79-76 Ko. Brown 17
J21	#4 Alabama [SEC Network]	L, 64-85 Mosley 19
J24	at Ole Miss [SEC Network]	W, 89-77 Hodge 24
J28	3-#12 Iowa State [ESPN2]	W, 78-61 Ko. Brown 20
F1	LSU [SEC Network]	W, 87-77 Ko. Brown 26
F4	at Mississippi State [SEC Network]	L, 52-63 Gholston 12
F7	South Carolina [SEC Network]	W, 83-74 Ko. Brown 19
F11	at #6 Tennessee [SEC Network]	W, 86-85 Ko. Brown 21
F14	at Auburn [ESPN2]	L, 56-89 East 14
F18	Texas A&M [ESPN2]	L, 60-69 Ko. Brown 24
F21	Mississippi State [SEC Network]	W, 66-64 Ko. Brown 17
F25	at Georgia [SEC Network]	W, 85-63 Hodge 18
M1	at LSU [SEC Network]	W, 81-76 Hodge 23
M4	Ole Miss [SEC Network]	W, 82-77 Ko. Brown/Carter 17
M10	4-vs. #17 Tennessee [ESPN]	W, 79-71 Hodge 26
M11	4-vs. #4 Alabama [ESPN]	L, 61-72 Hodge 21
M16	5-vs. Utah St. [TNT]	W, 76-65 Hodge 23
M18	5-vs. Princeton [TNT]	L, 63-78 Gholston 19

All Times Eastern; *SEC Game; 1-Orange Bowl Classic (Sunrise, FL); 2-at St. Louis, MO; 3-SEC/Big 12 Challenge; 4-SEC Tournament (Nashville, TN); 5-NCAA Tournament (Sacramento, CA)

Tennessee

Overall: 25-11 • SEC: 11-7

	Result	High Scorer (s)
N7	Tennessee Tech [SECN+]	W, 75-43 Key 17
N13	1-vs. Colorado [ESPN]	L, 66-78 James/Key 15
N16	FGCU [SECN+]	W, 81-50 James/Nkamhoua 18
N23	2-vs. Butler [ESPN2]	W, 71-45 Vescovi 13
N24	2-vs. Southern Cal [ESPN2]	W, 73-66 Phillips 25
N25	2-vs. #3 Kansas [ESPN]	W, 64-50 Vescovi 20
N30	McNeese St. [SEC Network]	W, 76-40 Vescovi 16
D4	Alcorn St. [SECN+]	W, 94-40 Nkamhoua 20
D7	Eastern Ky. [SEC Network]	W, 84-49 Key 17
D11	3-vs. #13 Maryland [FS1]	W, 56-53 Zeigler 12
D17	at #9 Arizona [ESPN2]	L, 70-75 Zeigler 21
D21	Austin Peay [SECN+]	W, 86-44 Nkamhoua 20
D28	at Ole Miss [SEC Network]	W, 63-59 Vescovi 22
J3	Mississippi State [ESPN2]	W, 87-53 Vescovi 14
J7	at South Carolina [SEC Network]	W, 85-42 Nkamhoua 21
J10	Vanderbilt [SEC Network]	W, 77-68 Phillips/Vescovi 15
J14	Kentucky [ESPN]	L, 56-63 Plavsic 19
J17	at Mississippi State [ESPN2]	W, 77-56 James 22
J21	at LSU [ESPN]	W, 77-56 James 22
J25	Georgia [SEC Network]	W, 70-41 Zeigler 11
J28	4-#10 Texas [ESPN]	W, 82-71 Nkamhoua 27
F1	at Florida [ESPN2]	L, 54-67 Zeigler 15
F4	#25 Auburn [ESPN]	W, 46-43 James 15
F8	at Vanderbilt [SEC Network]	L, 65-66 Key/Vescovi 14
F11	Missouri [SEC Network]	L, 85-86 Key 23
F15	#1 Alabama [ESPN2]	W, 69-58 Vescovi/Zeigler 15
F18	at Kentucky [CBS]	L, 54-66 Vescovi 17
F21	at #25 Texas A&M [ESPN]	L, 63-68 Vescovi/Zeigler 14
F25	South Carolina [SEC Network]	W, 85-45 James 18
F28	Arkansas [ESPN2]	W, 75-57 Nkamhoua 16
M4	at Auburn [ESPN]	L, 70-79 Vescovi 21
M9	5-vs. Ole Miss [SEC Network]	W, 70-55 James 20
M10	5-vs. #25 Missouri [ESPN]	L, 71-79 Vescovi 17
M16	6-vs. Louisiana [CBS]	W, 58-55 Key 12
M18	6-vs. #12 Duke [CBS]	W, 65-52 Nkamhoua 27
M23	7-vs. FAU [TBS]	L, 55-62 Aidoo/James 10

All Times Eastern; *SEC Game; 1-at Nashville, TN; 2-Battle4Atlantis (Paradise Island, Bahamas); 3-Hall of Fame Invitational (Brooklyn, NY); 4-SEC/Big 12 Challenge; 5-SEC Tournament (Nashville, TN); 6-NCAA Tournament (Orlando, FL); 7-NCAA Tournament (New York, NY)

2023 TEAM RESULTS



Texas A&M

Overall: 24-10 • SEC: 15-3

	Result
N7	ULM [SECN+]
N11	Abilene Christian [SECN+]
N17	1-vs. Murray St. [ESPN2]
N18	1-vs. Colorado [ESPN]
N20	1-vs. Loyola [ESPN+]
N25	at DePaul [FS1]
N30	SMU [SECN+]
D3	2-vs. Boise St. [ESPN]
D11	Oregon St. [ESPN2]
D17	at Memphis [ESPN]
D20	Wofford [SECN+]
D27	Northwestern St. [SEC Network]
D30	Prairie View A&M [SECN+]
J4	at Florida [ESPN]
J7	LSU [SEC Network]
J11	#20 Missouri [SEC Network]
J14	at South Carolina [SEC Network]
J18	Florida [SEC Network]
J21	at Kentucky [ESPN]
J25	at #15 Auburn [ESPN2]
J28	Vanderbilt [SEC Network]
J31	at Arkansas [ESPN2]
F4	Georgia [SEC Network]
F7	Auburn [ESPN2]
F11	at LSU [SEC Network]
F15	Arkansas [ESPN2]
F18	at Missouri [ESPN2]
F21	#11 Tennessee [ESPN]
F25	at Mississippi State [SEC Network]
F28	at Ole Miss [ESPN]
M4	#2 Alabama [CBS]
M10	3-vs. Arkansas [ESPN]
M11	4-vs. Vanderbilt [ESPN]
M12	4-vs. #Alabama [ESPN]
M16	5-vs. Penn St. [TBS]

All Times Eastern; *SEC Game; 1-Myrtle Beach Invitational (Myrtle Beach, SC); 2-at Fort Worth, TX; 3-SEC Tournament (Nashville, TN); 5-NCAA Tournament (Des Moines, IA)

High Scorer (s)

Taylor 18
Taylor 21
Radford 19
Hefner 13
Coleman 13
Radford 31
Coleman 23
Taylor 16
Dennis 16
Taylor 25
Taylor 20
Coleman 24
Radford 20
Marble/Radford/Taylor 17
Dennis/Marble 17
Radford 16
Taylor 20
Marble 19
Radford 22
Radford 30
Coleman 18
Coleman/Taylor 18
Coleman/Radford 15
Taylor 22
Taylor 23
Taylor 18
Taylor 21
Taylor 25
Taylor 21
Radford 13
Taylor 28
Taylor 18
Taylor 25
Dennis 14
Dennis 19

Vanderbilt

Overall: 22-15 • SEC: 11-7

	Result
N7	Memphis [SECN+]
N11	Southern Miss [SECN+]
N15	at Temple [ESPN+]
N18	Morehead St. [SECN+]
N23	1-vs. Saint Mary's [ESPN2]
N24	1-vs. Fresno St. [ESPN]
N30	at VCU [CBSSN]
D3	Wofford [SECN+]
D7	Pitt [SEC Network]
D9	Grambling St. [SEC Network]
D17	2-vs. NC State
D22	Alabama A&M [SECN+]
D30	Southeastern La. [SECN+]
J3	South Carolina [SEC Network]
J7	at #20 Missouri [CBS]
J10	at #5 Tennessee [SEC Network]
J14	#15 Arkansas [ESPN]
J17	#4 Alabama [SEC Network]
J21	at Georgia [SEC Network]
J24	Kentucky [SEC Network]
J28	at Texas A&M [SEC Network]
J31	at #4 Alabama [SEC Network]
F4	Ole Miss [SEC Network]
F8	#6 Tennessee [SEC Network]
F11	at Florida [SEC Network]
F14	at South Carolina [SEC Network]
F18	Auburn [SEC Network]
F22	at LSU [SEC Network]
F25	Florida [ESPN2]
M1	at #23 Kentucky [SEC Network]
M4	Mississippi State [SEC Network]
M9	3-vs. LSU [SEC Network]
M10	3-vs. #23 Kentucky [SEC Network]
M11	3-vs. #18 Texas A&M [ESPN]
M14	4-Yale [ESPN]
M18	4-Michigan [ESPN]
M22	4-UAB [ESPN2]

All Times Eastern; *SEC Game; 1-Wooden Legacy (Anaheim, CA); 2-Legends of Basketball Showcase (Chicago, IL); 3-SEC Tournament (Nashville, TN); 4-National Invitation Tournament

High Scorer (s)

Lawrence 14
Wright 12
Stute 21
Lawrence 17
Wright 22
Robbins 20
Stute 20
Robbins 14
Robbins/Stute 14
Lawrence 15
Stute 16
Robbins 14
Shelby 12
Manjon 24
Robbins 16
Robbins 18
Lawrence 22
Lawrence 20
Manjon 19
Dia 14
Stute 22
Lewis 10
Robbins 19
Lawrence 19
Robbins 32
Robbins 24
Robbins 24
Robbins 23
Robbins 18
Wright 23
Wright 19
Lawrence 22
Manjon 25
Lawrence 18
Lawrence 25
Lawrence 24
Manjon/Wright 15



SEC CHAMPIONS

Year	School	SEC	Overall	Coach
1933	Kentucky	8-0	20-3	Adolph Rupp
1934	Alabama	13-2	16-2	Henry Crisp
1935	LSU	12-0	14-1	Harry Rabenhorst
	Kentucky	11-0	19-2	Adolph Rupp
1936	Tennessee	8-4	15-6	Blair Guillon
1937	Kentucky	5-3	17-5	Adolph Rupp
1938	Georgia Tech	9-2	18-2	Roy Mundorff
1939	Kentucky	5-2	16-4	Adolph Rupp
1940	Kentucky	4-4	15-6	Adolph Rupp
1941	Tennessee	8-3	17-5	John Maurer
1942	Kentucky	6-2	19-6	Adolph Rupp
1943	Tennessee	6-3	14-4	John Maurer
1944	Kentucky	0-0	19-2	Adolph Rupp
1945	Kentucky	4-1	22-4	Adolph Rupp
1946	Kentucky	6-0	28-2	Adolph Rupp
1947	Kentucky	11-0	34-3	Adolph Rupp
1948	Kentucky	9-0	36-3	Adolph Rupp
1949	Kentucky	13-0	32-2	Adolph Rupp
1950	Kentucky	11-2	25-5	Adolph Rupp
1951	Kentucky	14-0	32-2	Adolph Rupp
1952	Kentucky	14-0	29-3	Adolph Rupp
1953	LSU	13-0	25-2	Harry Rabenhorst
1954	Kentucky	14-0	25-0	Adolph Rupp
	LSU	14-0	21-5	Harry Rabenhorst
1955	Kentucky	12-2	23-3	Adolph Rupp
1956	Alabama	14-0	21-3	Johnny Dee
1957	Kentucky	12-2	23-5	Adolph Rupp
1958	Kentucky	12-2	23-6	Adolph Rupp
1959	Mississippi State	13-1	24-1	Babe McCarthy
1960	Auburn	12-2	19-3	Joel Eaves
1961	Mississippi State	11-3	19-6	Babe McCarthy
1962	Mississippi State	13-1	24-1	Babe McCarthy
	Kentucky	13-1	23-3	Adolph Rupp
1963	Mississippi State	12-2	22-6	Babe McCarthy
1964	Kentucky	11-3	21-6	Adolph Rupp
1965	Vanderbilt	15-1	24-4	Roy Skinner
1966	Kentucky	15-1	32-2	Adolph Rupp
1967	Tennessee	15-3	21-7	Ray Mears
1968	Kentucky	15-3	22-5	Adolph Rupp
1969	Kentucky	16-2	23-5	Adolph Rupp
1970	Kentucky	17-1	26-2	Adolph Rupp
1971	Kentucky	16-2	22-4	Adolph Rupp
1972	Tennessee	14-4	19-6	Ray Mears
	Kentucky	14-4	21-7	Adolph Rupp
1973	Kentucky	14-4	20-8	Joe B. Hall
1974	Vanderbilt	15-3	23-3	Roy Skinner
	Alabama	15-3	22-4	C.M. Newton
1975	Kentucky	15-3	26-5	Joe B. Hall
	Alabama	15-3	22-5	C.M. Newton
1976	Alabama	15-3	23-5	C.M. Newton
1977	Kentucky	16-2	26-4	Joe B. Hall
	Tennessee	16-2	22-6	Ray Mears
1978	Kentucky	16-2	30-2	Joe B. Hall
1979	LSU	14-4	23-6	Dale Brown
1980	Kentucky	15-3	29-6	Joe B. Hall
1981	LSU	17-1	31-5	Dale Brown
1982	Kentucky	13-5	22-8	Joe B. Hall
	Tennessee	13-5	20-10	Don DeVoe
1983	Kentucky	13-5	23-8	Joe B. Hall
1984	Kentucky	14-4	29-5	Joe B. Hall
1985	LSU	13-5	19-10	Dale Brown
1986	Kentucky	17-1	32-4	Eddie Sutton
1987	Alabama	16-2	28-5	Wimp Sanderson
1988	Vacated			
1989	Florida	13-5	21-13	Norm Sloan
1990	Georgia	13-5	20-9	Hugh Durham
1991	Mississippi State	13-5	20-9	Richard Williams
	LSU	13-5	20-10	Dale Brown
1992	Arkansas	13-3	26-8	Nolan Richardson
1993	Vanderbilt	14-2	28-6	Eddie Fogler
1994	Arkansas	14-2	31-3	Nolan Richardson
1995	Kentucky	14-2	28-5	Rick Pitino

Year	School	SEC	Overall	Coach
1996	Kentucky	16-0	34-2	Rick Pitino
1997	South Carolina	15-1	24-8	Eddie Fogler
1998	Kentucky	14-2	35-4	Tubby Smith
1999	Auburn	14-2	29-4	Cliff Ellis
2000	Florida	12-4	29-8	Billy Donovan
	Kentucky	12-4	23-10	Tubby Smith
	LSU	12-4	28-6	John Brady
	Tennessee	12-4	26-7	Jerry Green
2001	Florida	12-4	24-7	Billy Donovan
	Kentucky	12-4	24-10	Tubby Smith
2002	Alabama	12-4	27-8	Mark Gottfried
2003	Kentucky	16-0	32-4	Tubby Smith
2004	Mississippi State	14-2	26-4	Rick Stansbury
2005	Kentucky	14-2	28-6	Tubby Smith
2006	LSU	14-2	27-9	John Brady
2007	Florida	13-3	35-5	Billy Donovan
2008	Tennessee	14-2	31-5	Bruce Pearl
2009	LSU	13-3	27-8	Trent Johnson
2010	Kentucky	14-2	35-3	John Calipari
2011	Florida	13-3	29-8	Billy Donovan
2012	Kentucky	16-0	38-2	John Calipari
2013	Florida	14-4	29-8	Billy Donovan
2014	Florida	18-0	36-3	Billy Donovan
2015	Kentucky	18-0	38-1	John Calipari
2016	Texas A&M	13-5	28-9	Billy Kennedy
	Kentucky	13-5	27-9	John Calipari
2017	Kentucky	16-2	32-6	John Calipari
2018	Auburn	13-5	26-8	Bruce Pearl
	Tennessee	13-5	26-9	Rick Barnes
2019	LSU	16-2	28-7	Will Wade
2020	Kentucky	15-3	25-6	John Calipari
2021	Alabama	16-2	26-7	Nate Oats
2022	Auburn	15-3	28-6	Bruce Pearl
2023	Alabama	16-2	31-6	Nate Oats

SEC National Champions

NCAA Champions

1948–Kentucky
 1949–Kentucky
 1951–Kentucky
 1958–Kentucky
 1978–Kentucky
 1994–Arkansas
 1996–Kentucky
 1998–Kentucky
 2006–Florida
 2007–Florida
 2012–Kentucky

NIT Champions

1946–Kentucky
 1976–Kentucky
 1990–Vanderbilt
 2005–South Carolina
 2006–South Carolina

ALL-TIME STANDINGS

All-Time Standings

Regular-Season Conference Games Only, 1933-21

Team	Years	Won	Lost	Pct	Champs
Kentucky	90	1046	303	.775	49
Tennessee	90	788	599	.568	10
Alabama	90	840	639	.568	9
Arkansas	32	284	249	.533	2
Texas A&M	11	98	92	.516	1
Vanderbilt	91	715	697	.506	3
LSU	91	722	709	.505	11
Florida	90	679	684	.498	7
Auburn	90	654	770	.459	4
Mississippi State	90	631	815	.436	6
Georgia	91	568	842	.403	1
South Carolina	32	212	320	.398	1
Ole Miss	90	545	880	.382	0
Missouri	11	65	122	.348	0
<u>Former Members</u>					
Georgia Tech	32	201	207	.493	1
Tulane	34	195	252	.436	0
Sewanee	8	3	76	.030	0

#On-the-court records: Missouri 69-109 before NCAA participation was vacated.

All-Time Standings (All-Games)

Team	Years	Won	Lost	Tied	Pct.
Kentucky	119	2375	748	1	.760
Arkansas	100	1803	1011	0	.641
Alabama	110	1767	1088	1	.619
Tennessee	114	1744	1094	2	.614
Missouri	117	1686	1223	0	.580
Vanderbilt	120	1667	1236	0	.574
LSU	115	1636	1237	0	.569
Florida	104	1505	1166	0	.563
Mississippi State	111	1502	1253	0	.545
Auburn	117	1442	1245	1	.537
Texas A&M	111	1500	1322	0	.532
South Carolina	115	1469	1316	1	.527
Georgia	118	1444	1379	0	.512
Ole Miss	113	1368	1383	0	.497

#On-the-court records: UA 1769-1089-1; AU 1454-1245-1; UF 1508-1168; UG 1475-1381; UK 2375-749-1; MO 1709-1223 before NCAA participation was vacated.

SEC Tournament Records

Team	Years	Won	Lost	Pct	Champs
Kentucky	61	135	29	.823	31
Alabama	63	73	54	.575	8
Tennessee	62	74	57	.565	5
Arkansas	32	30	30	.500	1
Texas A&M	10	9	10	.474	0
Florida	57	46	53	.465	4
LSU	63	51	62	.451	1
Georgia	63	48	60	.444	2
Missouri	9	7	9	.438	0
Vanderbilt	62	44	60	.423	2
South Carolina	31	21	31	.404	0
Auburn	59	34	57	.374	2
Mississippi State	62	35	59	.372	3
Ole Miss	61	33	59	.359	2

NOTE: The 2020 SEC Tournament was canceled after two games due to COVID-19 pandemic.

SEC Champions

	Overall	Division
Kentucky	49	12
LSU	11	4
Tennessee	10	5
Alabama	9	3
Florida	6	7
Mississippi State	6	7
Auburn	4	1
Vanderbilt	3	1
Arkansas	2	4
Georgia	1	1
South Carolina	1	1
Texas A&M	1	--
Ole Miss	0	5
Missouri	0	--
*Georgia Tech	1	--

* Former SEC Member

NOTE: From 1933-50 the SEC Champion was determined by a tournament, except for 1935. Since 1951, when the round-robin schedule was introduced, the title has been decided by a winning percentage on the conference schedule. From 1951-64 the round-robin consisted of 14 games. In 1965 and 1966 it was expanded to 16 games. From 1967-91 the round-robin schedule was 18 games. In 1992 the SEC split into an Eastern and Western Division, but continued to recognize an SEC Champion based on a winning percentage over the new 16-game conference schedule. The league also began awarding division championships. In 1979 the tournament was renewed with the winner receiving the SEC's automatic bid to the NCAA Tournament.

All-Time Team vs. Team Standings

(Reads Horizontally • Records According To Schools' Media Guides)

	UA	AR	AU	UF	UG	UK	LS	UM	MS	MO	SC	UT	AM	VU
Alabama	--	32-36	101-67	78-70	99-53	41-116	115-75	126-58	133-78	14-7	34-16	82-71	13-11	76-71*
Arkansas	36-31	--	38-21	15-26	26-16	14-34	42-34	52-33	35-33	33-27	23-15	22-25	107-61	29-14
Auburn	67-101	21-38	--	91-82	100-96	23-97	74-87*	81-64	81-70	9-6	30-19	45-80	7-15	56-89
Florida	70-78	26-15	82-91	--	122-101	41-109	53-65	70-48	67-53	10-4	48-28	59-80	9-8	72-73
Georgia	53-99	16-26	96-100	101-121	--	28-130	49-70	77-47	59-58	8-11	59-63	62-98	5-8	55-95*
Kentucky	119-41	34-14	97-23	109-41	130-28	--	93-28	110-14	101-21	14-3	53-14	160-77	13-4	155-49*
LSU	75-115	34-42	87-72*	66-52	69-49	28-93	--	126-90	114-103	11-4	18-20	50-69*	27-20	57-63*
Ole Miss	59-126	33-52	64-80	48-69	47-77	14-110	90-126	--	119-149	15-8	24-22	45-78	4-10	48-79
Mississippi State	78-133	33-35	70-81	53-67	58-59	21-101	103-114	149-119	--	13-6	29-17	44-90	9-9	53-81*
Missouri	7-14	27-33	6-9	4-9	11-8	3-14	4-11	8-15	6-13	--	9-7	10-11	20-24	9-7
South Carolina	16-34	15-23	19-30	28-48	63-59	14-53	20-18	22-24	17-29	7-9	--	28-52	9-5	31-34
Tennessee	71-82	25-22	80-44	80-59	98-62	77-160	67-50*	78-45	90-44	10-10	52-27	--	11-7	129-76
Texas A&M	11-13	61-107	14-6	8-9	8-5	4-13	20-27	10-4	9-9	24-20	5-9	7-11	--	8-10
Vanderbilt	71-75*	14-29	89-56	73-72	95-55*	47-155*	65-57*	79-48	80-52*	7-9	34-31	76-129	10-8	--

*Schools have a discrepancy in series record



ANNUAL STANDINGS

1932-33

Team	Conference			Overall		
	W	L	Pct.	W	L	Pct.
Kentucky*	8	0	1.000	20	3	.870
Alabama	12	3	.800	14	5	.737
Vanderbilt	11	5	.688	14	8	.637
LSU	13	7	.650	15	8	.652
Georgia Tech.	7	5	.583	9	6	.600
Florida	4	4	.500	9	5	.643
Georgia	5	6	.455	9	10	.474
Ole Miss	5	7	.417	6	12	.333
Auburn	4	7	.364	4	9	.308
Tennessee	3	7	.300	9	11	.450
Tulane	6	14	.300	8	15	.348
Mississippi State	3	9	.250	6	13	.316
Sewanee	0	7	.000	1	10	.091

Tournament Champion: Kentucky

1933-34

Team	Conference			Overall		
	W	L	Pct.	W	L	Pct.
Kentucky	11	0	1.000	16	1	.941
Alabama*	13	2	.867	16	2	.889
LSU	13	3	.813	13	4	.765
Florida	4	2	.667	11	7	.611
Vanderbilt	8	5	.615	11	6	.647
Tulane	8	10	.444	10	10	.500
Georgia Tech.	5	8	.384	6	9	.400
Tennessee	3	5	.375	10	7	.588
Georgia	3	6	.333	10	9	.526
Mississippi State	4	8	.333	8	11	.421
Ole Miss	2	8	.200	7	9	.438
Auburn	2	9	.182	2	11	.154
Sewanee	0	10	.000	0	12	.000

Tournament Champion: Alabama

1934-35

Team	Conference			Overall		
	W	L	Pct.	W	L	Pct.
LSU*	12	0	1.000	14	1	.933
Kentucky*	11	0	1.000	19	2	.905
Tennessee	7	4	.636	11	5	.688
Vanderbilt	9	6	.600	9	11	.450
Florida	4	3	.571	8	7	.533
Alabama	8	7	.533	9	8	.529
Mississippi State	5	5	.500	12	6	.667
Georgia Tech.	5	6	.455	6	6	.500
Georgia	4	5	.444	12	8	.600
Ole Miss	5	7	.417	8	10	.444
Auburn	3	9	.250	4	13	.235
Sewanee	1	7	.125	2	12	.143
Tulane	1	16	.059	1	16	.059

1935-36

Team	Conference			Overall		
	W	L	Pct.	W	L	Pct.
Kentucky	6	2	.750	15	6	.714
Vanderbilt	9	4	.692	9	14	.392
Tennessee*	8	4	.667	15	6	.715
Mississippi State	9	5	.643	11	6	.647
Auburn	7	4	.636	10	5	.667
Alabama	9	6	.600	15	9	.625
LSU	9	6	.600	10	10	.500
Georgia Tech.	7	5	.583	10	8	.556
Ole Miss	7	5	.583	11	9	.550
Georgia	6	7	.462	9	11	.450
Florida	2	8	.200	5	10	.333
Tulane	1	14	.067	2	17	.105
Sewanee	0	10	.000	2	13	.133

Tournament Champion: Tennessee

1936-37

Team	Conference			Overall		
	W	L	Pct.	W	L	Pct.
Georgia Tech.	10	0	1.000	13	2	.867
Tennessee	7	1	.875	17	5	.773
Ole Miss	7	3	.700	20	6	.769
Auburn	7	4	.636	11	4	.733
Kentucky*	5	3	.625	17	5	.773
Georgia	5	3	.625	10	6	.625
LSU	7	6	.538	13	7	.650
Alabama	7	8	.467	11	10	.524
Mississippi State	6	7	.462	15	9	.625
Tulane	4	8	.333	6	8	.429
Vanderbilt	3	7	.300	6	10	.375
Florida	1	9	.100	5	13	.278
Sewanee	0	10	.000	1	15	.063

Tournament Champion: Kentucky

1937-38

Team	Conference			Overall		
	W	L	Pct.	W	L	Pct.
Kentucky	6	0	1.000	13	5	.722
Ole Miss	11	2	.846	22	12	.647
Georgia Tech*	9	2	.818	18	2	.900
Auburn	6	3	.667	14	5	.737
Tennessee	7	4	.636	15	8	.652
LSU	7	6	.538	10	10	.500
Tulane	5	6	.455	8	10	.444
Mississippi State	7	9	.438	9	12	.429
Georgia	4	6	.400	12	10	.545
Vanderbilt	4	8	.333	10	11	.476
Florida	3	7	.300	11	9	.550
Alabama	4	12	.250	4	13	.235
Sewanee	2	10	.167	4	13	.235

Tournament Champion: Georgia Tech

1938-39

Team	Conference			Overall		
	W	L	Pct.	W	L	Pct.
Alabama	13	4	.765	16	5	.762
Georgia	8	3	.727	11	6	.647
Kentucky*	5	2	.714	16	4	.800
LSU	10	5	.667	13	7	.650
Auburn	8	4	.667	16	6	.727
Vanderbilt	7	5	.583	14	7	.667
Florida	5	4	.556	9	6	.600
Tennessee	6	5	.545	14	7	.667
Georgia Tech.	4	7	.364	6	9	.400
Georgia	5	10	.333	8	12	.400
Mississippi State	3	6	.333	5	13	.278
Ole Miss	4	10	.286	10	16	.385
Sewanee	0	13	.000	1	16	.059

Tournament Champion: Kentucky

1939-40

Team	Conference			Overall		
	W	L	Pct.	W	L	Pct.
Alabama	14	4	.778	18	5	.783
Tennessee	7	3	.700	14	7	.667
Georgia	9	4	.692	20	6	.769
LSU	8	4	.667	10	8	.556
Florida	5	4	.556	13	9	.591
Georgia Tech.	6	6	.500	8	7	.533
Kentucky*	4	4	.500	15	6	.714
Auburn	6	7	.462	7	10	.412
Mississippi State	4	5	.444	9	6	.600
Vanderbilt	5	7	.417	10	12	.455
Ole Miss	3	8	.273	9	10	.474
Tulane	2	8	.200	2	13	.133
Sewanee	0	9	.000	2	13	.134

Tournament Champion: Kentucky

1940-41

Team	Conference			Overall		
	W	L	Pct.	W	L	Pct.
Kentucky	8	1	.889	17	8	.680
Florida	6	2	.750	15	3	.833
Tennessee*	8	3	.727	17	5	.773
Alabama	11	7	.611	14	8	.636
LSU	7	5	.583	9	9	.500
Tulane	6	5	.545	8	6	.571
Auburn	6	5	.545	13	6	.684
Mississippi State	6	6	.500	12	10	.545
Georgia	6	7	.462	13	11	.542
Georgia Tech.	4	8	.333	8	11	.421
Vanderbilt	3	9	.250	8	9	.471
Ole Miss	2	15	.118	2	18	.100

Tournament Champion: Tennessee

1941-42

Team	Conference			Overall		
	W	L	Pct.	W	L	Pct.
Tennessee	7	1	.875	19	3	.864
Alabama	13	4	.765	18	6	.750
Kentucky*	6	2	.750	19	6	.760
LSU	8	3	.727	8	7	.533
Auburn	9	5	.643	11	6	.647
Mississippi State	9	6	.600	13	7	.650
Georgia	5	8	.385	7	10	.412
Georgia Tech.	4	7	.364	6	8	.429
Florida	3	8	.273	8	9	.471
Vanderbilt	3	8	.273	7	9	.438
Tulane	3	9	.250	4	12	.250
Ole Miss	3	12	.200	4	15	.211

Tournament Champion: Kentucky
NCAA: Kentucky (Final Four)

1942-43

Team	Conference			Overall		
	W	L	Pct.	W	L	Pct.
Kentucky	8	1	.889	17	6	.739
LSU	11	2	.846	18	4	.818
Tennessee*	6	3	.667	14	4	.778
Mississippi State	13	7	.650	14	8	.636
Georgia Tech.	7	4	.636	9	5	.643
Vanderbilt	9	7	.563	10	8	.556
Alabama	9	9	.500	10	10	.500
Ole Miss	6	8	.429	8	10	.444
Tulane	4	8	.333	4	9	.308
Georgia	1	8	.111	4	13	.235
Auburn	1	12	.083	1	14	.067
Florida	0	6	.000	8	7	.533

Tournament Champion: Tennessee

1943-44

Team	Conference			Overall		
	W	L	Pct.	W	L	Pct.
Tulane	4	0	1.000	16	6	.727
Georgia Tech.	2	0	1.000	14	4	.778
Georgia	0	2	.000	7	10	.412
LSU	0	4	.000	10	15	.400
Kentucky*	0	0	.000	19	2	.905
Vanderbilt	0	0	.000	11	4	.734

Tournament Champion: Kentucky
NIT: Kentucky (Third)

ANNUAL STANDINGS

Team	1944-45 Conference			Overall		
	W	L	Pct.	W	L	Pct.
Tennessee	8	2	.800	18	5	.783
Kentucky*	4	1	.800	22	4	.846
Ole Miss	3	1	.750	14	8	.636
Florida	4	2	.667	7	12	.368
Georgia Tech.	7	4	.636	9	5	.643
Alabama	5	3	.625	10	5	.667
LSU	3	3	.500	15	9	.625
Tulane	3	3	.500	6	11	.353
Auburn	2	6	.250	3	14	.176
Mississippi State	2	9	.182	5	13	.278
Georgia	2	9	.182	5	16	.238
Vanderbilt	0	0	.000	6	6	.500

Tournament Champion: Kentucky
 NCAA: Kentucky
 NIT: Tennessee

Team	1945-46 Conference			Overall		
	W	L	Pct.	W	L	Pct.
LSU	8	0	1.000	18	3	.857
Kentucky*	6	0	1.000	28	2	.933
Tennessee	8	3	.727	15	5	.750
Alabama	8	4	.667	11	5	.688
Auburn	7	6	.538	7	9	.438
Georgia	6	6	.500	12	9	.571
Georgia Tech.	7	7	.500	9	10	.474
Tulane	4	5	.444	15	7	.682
Vanderbilt	2	5	.286	3	10	.231
Florida	2	6	.250	7	14	.333
Ole Miss	2	8	.200	8	11	.421
Mississippi State	3	13	.188	5	14	.263

Tournament Champion: Kentucky
 NIT: Kentucky (Champion)

Team	1946-47 Conference			Overall		
	W	L	Pct.	W	L	Pct.
Kentucky*	11	0	1.000	34	3	.919
LSU	8	2	.800	17	4	.810
Tennessee	10	3	.769	16	5	.762
Alabama	13	5	.722	16	6	.727
Tulane	8	5	.615	22	9	.710
Florida	4	4	.500	17	9	.654
Georgia Tech.	6	6	.500	10	10	.500
Vanderbilt	4	7	.364	7	8	.467
Mississippi State	4	9	.308	10	11	.476
Georgia	4	9	.308	5	14	.263
Ole Miss	2	11	.154	7	14	.333
Auburn	1	15	.063	3	18	.143

Tournament Champion: Kentucky
 NIT: Kentucky (Second)

Team	1947-48 Conference			Overall		
	W	L	Pct.	W	L	Pct.
Kentucky*	9	0	1.000	36	3	.923
Tulane	13	1	.929	23	3	.885
Tennessee	10	2	.833	20	5	.800
Auburn	7	7	.500	12	10	.545
Alabama	8	8	.500	15	12	.556
Georgia	6	8	.429	18	10	.621
Florida	5	7	.417	15	10	.600
Georgia Tech.	6	10	.375	12	16	.429
Mississippi State	6	10	.375	6	12	.333
Ole Miss	5	9	.357	11	12	.478
LSU	4	10	.286	8	18	.308
Vanderbilt	4	11	.267	8	14	.364

Tournament Champion: Kentucky
 NCAA: Kentucky (Champion)

Team	1948-49 Conference			Overall		
	W	L	Pct.	W	L	Pct.
Kentucky*	13	0	1.000	32	2	.941
Tulane	12	3	.800	24	4	.857
Tennessee	8	3	.727	19	7	.731
Vanderbilt	9	5	.643	14	8	.637
LSU	7	6	.538	15	10	.600
Alabama	9	9	.500	13	12	.520
Georgia Tech.	7	9	.438	11	13	.459
Georgia	6	9	.400	17	13	.567
Florida	4	8	.333	11	15	.423
Auburn	5	11	.313	9	15	.375
Ole Miss	4	12	.250	8	13	.381
Mississippi State	3	12	.200	4	13	.236

Tournament Champion: Kentucky
 NCAA: Kentucky (Champion)
 NIT: Kentucky

Team	1949-50 Conference			Overall		
	W	L	Pct.	W	L	Pct.
Kentucky*	11	2	.846	25	5	.833
Vanderbilt	11	3	.786	17	8	.680
Auburn	12	6	.667	17	7	.708
Tulane	8	4	.667	15	7	.682
Alabama	8	9	.471	9	12	.429
Georgia	6	7	.462	15	9	.625
Tennessee	5	6	.455	15	11	.577
Georgia Tech.	7	9	.438	14	13	.519
LSU	5	8	.385	13	12	.520
Mississippi State	6	10	.375	7	11	.389
Florida	4	10	.286	9	14	.391
Ole Miss	4	13	.235	8	17	.320

Tournament Champion: Kentucky
 NIT: Kentucky

Team	1950-51 Conference			Overall		
	W	L	Pct.	W	L	Pct.
1. Kentucky*	14	0	1.000	32	2	.941
2. Vanderbilt	10	4	.714	19	8	.704
Alabama	10	4	.714	15	8	.652
4. Tulane	8	6	.571	12	12	.500
5. Auburn	6	8	.429	12	10	.545
Georgia	6	8	.429	13	11	.541
Florida	6	8	.429	11	12	.478
LSU	6	8	.429	10	14	.417
Georgia Tech.	6	8	.429	8	19	.297
10. Ole Miss	5	9	.357	12	12	.500
Tennessee	5	9	.357	10	13	.435
12. Mississippi State	2	12	.143	3	15	.167

Tournament Champion: Vanderbilt
 NCAA: Kentucky (Champion)

Team	1951-52 Conference			Overall		
	W	L	Pct.	W	L	Pct.
1. Kentucky*	14	0	1.000	29	3	.906
2. LSU	9	5	.643	17	7	.708
Vanderbilt	9	5	.643	18	9	.667
Alabama	9	5	.643	13	9	.591
5. Ole Miss	8	6	.571	15	11	.577
6. Florida	7	7	.500	15	9	.625
Tennessee	7	7	.500	13	9	.591
Tulane	7	7	.500	12	12	.500
9. Auburn	6	8	.429	14	12	.538
10. Mississippi State	4	10	.286	12	11	.522
11. Georgia Tech.	2	12	.143	7	15	.318
Georgia	2	12	.143	3	22	.120

Tournament Champion: Kentucky
 NCAA: Kentucky

Team	1952-53 Conference			Overall		
	W	L	Pct.	W	L	Pct.
1. LSU*	13	0	1.000	22	3	.880
2. Tulane	9	4	.692	14	6	.700
3. Florida	8	5	.615	13	6	.684
4. Tennessee	*7	6	.538	13	8	.619
5. Auburn	6	7	.462	13	8	.619
Alabama	6	7	.462	12	9	.571
7. Ole Miss	5	8	.385	14	11	.560
Vanderbilt	*5	8	.385	10	9	.526
Mississippi State	5	8	.385	9	10	.474
10. Georgia Tech.	*4	9	.308	5	17	.227
11. Georgia	3	10	.231	7	18	.280

* Won-lost totals include "appointed Conference games," due to Kentucky's absence from the season. Vanderbilt defeated Tennessee (77-69) and Georgia beat Georgia Tech (70-57) in a game which counted in the standings for Georgia Tech but not Georgia.
 NCAA: LSU (Final Four)

Team	1953-54 Conference			Overall		
	W	L	Pct.	W	L	Pct.
1. Kentucky*	#14	0	1.000	25	0	1.000
LSU*	#14	0	1.000	20	5	.800
3. Alabama	10	4	.714	16	8	.667
4. Tulane	10	4	.714	16	8	.667
5. Auburn	8	6	.571	16	8	.667
6. Ole Miss	7	7	.500	12	12	.500
Tennessee	7	7	.500	11	12	.478
8. Vanderbilt	5	9	.357	12	10	.545
Mississippi State	5	9	.357	11	10	.524
10. Florida	3	11	.214	7	15	.318
11. Georgia	2	12	.143	7	18	.280
12. Georgia Tech	0	14	.000	2	22	.083

Kentucky and LSU did not meet during the regular season due to a disagreement on the site. Both played Georgia an extra game which counted in the standings for Kentucky and LSU but not Georgia. Kentucky won a playoff game, to determine the Conference's representative in the NCAA Tournament, with LSU in Nashville then declined the bid.
 NCAA: LSU

Team	1954-55 Conference			Overall		
	W	L	Pct.	W	L	Pct.
1. Kentucky*	12	2	.857	23	3	.855
2. Alabama	11	3	.786	19	5	.792
3. Vanderbilt	9	5	.643	16	6	.727
Tulane	9	5	.643	15	6	.714
5. Tennessee	8	6	.571	15	7	.682
6. Georgia Tech	7	7	.500	12	13	.480
Georgia	7	7	.500	9	16	.360
8. Auburn	6	8	.429	11	9	.550
9. Florida	5	9	.357	12	10	.545
Ole Miss	5	9	.357	8	15	.348
11. LSU	3	11	.214	6	18	.250
12. Mississippi State	2	12	.143	6	17	.261

NCAA: Kentucky



ANNUAL STANDINGS

Team	1955-56 Conference			Overall		
	W	L	Pct.	W	L	Pct.
1. Alabama*	14	0	1.000	21	3	.875
2. Kentucky	12	2	.857	20	6	.769
3. Vanderbilt	11	3	.786	19	4	.826
4. Auburn	8	6	.571	11	10	.523
5. Tulane	7	7	.500	12	12	.500
6. Georgia Tech	6	8	.429	12	11	.522
Mississippi State	6	8	.429	12	12	.500
Tennessee	6	8	.429	10	14	.417
9. LSU	5	9	.357	7	17	.292
10. Florida	4	10	.286	11	12	.478
Ole Miss	4	10	.286	10	13	.435
12. Georgia	1	13	.071	3	21	.125

NCAA: Kentucky

Team	1956-57 Conference			Overall		
	W	L	Pct.	W	L	Pct.
1. Kentucky*	12	2	.857	23	5	.821
2. Vanderbilt	10	4	.714	17	5	.773
3. Georgia Tech	9	5	.643	18	8	.692
Mississippi State	9	5	.643	17	8	.680
Tulane	9	5	.643	15	9	.625
6. Auburn	8	6	.571	13	8	.619
7. Alabama	7	7	.500	15	11	.577
8. Florida	6	8	.429	14	10	.583
9. Tennessee	5	9	.357	13	9	.591
10. Ole Miss	4	10	.286	9	12	.429
Georgia	4	10	.286	8	16	.333
12. LSU	1	13	.071	6	19	.240

NCAA: Kentucky

Team	1957-58 Conference			Overall		
	W	L	Pct.	W	L	Pct.
1. Kentucky*	12	2	.857	23	6	.793
2. Auburn	11	3	.786	16	6	.727
3. Mississippi State	9	5	.643	20	5	.800
Alabama	9	5	.643	17	9	.654
5. Tennessee	8	6	.571	16	7	.606
Georgia Tech	8	6	.571	15	11	.577
7. Vanderbilt	7	7	.500	14	11	.560
8. Ole Miss	6	8	.429	12	12	.500
9. Florida	5	9	.357	12	9	.571
10. Tulane	3	11	.214	8	15	.348
LSU	3	11	.214	7	18	.280
Georgia	3	11	.214	7	19	.269

NCAA: Kentucky (Champion)

Team	1958-59 Conference			Overall		
	W	L	Pct.	W	L	Pct.
1. Mississippi State*	13	1	.929	24	1	.960
2. Auburn	12	2	.857	20	2	.909
Kentucky	12	2	.857	24	3	.889
4. Georgia Tech	9	5	.643	17	9	.654
5. Tennessee	8	6	.571	14	8	.636
Vanderbilt	8	6	.571	14	10	.583
7. Tulane	6	8	.429	13	11	.542
Alabama	6	8	.429	10	12	.455
9. Georgia	5	9	.357	11	15	.423
10. LSU	2	12	.143	10	15	.400
Florida	2	12	.143	8	15	.348
12. Ole Miss	1	13	.071	7	17	.291

NCAA: Kentucky

Team	1959-60 Conference			Overall		
	W	L	Pct.	W	L	Pct.
1. Auburn*	12	2	.857	19	3	.864
2. Georgia Tech	11	3	.786	22	6	.786
3. Kentucky	10	4	.714	18	7	.720
4. Ole Miss	8	6	.571	15	9	.625
Tulane	8	6	.571	13	11	.542
6. Vanderbilt	7	7	.500	14	9	.609
Tennessee	7	7	.500	12	11	.520
8. Georgia	6	8	.429	12	13	.480
9. Mississippi State	5	9	.357	12	13	.480
10. Alabama	4	10	.286	7	17	.291
11. Florida	3	11	.214	6	16	.273
LSU	3	11	.214	5	18	.217

NCAA: Georgia Tech

Team	1960-61 Conference			Overall		
	W	L	Pct.	W	L	Pct.
1. Mississippi State*	11	3	.786	19	6	.760
2. Vanderbilt	10	4	.714	19	5	.792
Kentucky	10	4	.714	19	9	.679
4. Florida	9	5	.643	15	11	.577
5. Auburn	8	6	.571	15	7	.682
6. Georgia Tech	6	8	.429	13	13	.500
Tulane	6	8	.429	11	13	.458
LSU	6	8	.429	11	14	.440
9. Ole Miss	5	9	.357	10	14	.417
Alabama	5	9	.357	7	18	.280
11. Tennessee	4	10	.286	10	15	.400
Georgia	4	10	.286	8	18	.308

NCAA: Kentucky

Team	1961-62 Conference			Overall		
	W	L	Pct.	W	L	Pct.
1. Mississippi State*	13	1	.929	24	1	.960
Kentucky*	13	1	.929	23	3	.885
3. Auburn	11	3	.786	18	6	.750
4. Florida	8	6	.571	12	11	.522
5. LSU	7	7	.500	13	11	.542
6. Tulane	6	8	.429	13	10	.566
Vanderbilt	6	8	.429	12	12	.500
Alabama	6	8	.429	11	15	.423
9. Ole Miss	5	9	.375	12	13	.480
10. Georgia Tech	4	10	.286	10	16	.385
11. Georgia	3	11	.214	8	16	.333
12. Tennessee	2	12	.143	4	19	.174

NCAA: Kentucky

Team	1962-63 Conference			Overall		
	W	L	Pct.	W	L	Pct.
1. Mississippi State*	12	2	.857	22	6	.786
2. Georgia Tech	10	4	.714	21	5	.808
Auburn	10	4	.714	18	4	.818
4. Vanderbilt	9	5	.643	16	7	.696
5. Kentucky	8	6	.571	16	9	.640
6. Alabama	7	7	.500	14	11	.560
7. Tennessee	6	8	.429	13	11	.542
8. LSU	5	9	.357	12	12	.500
Florida	5	9	.357	12	14	.462
10. Georgia	4	10	.286	9	17	.346
Ole Miss	4	10	.286	7	17	.292
Tulane	4	10	.286	6	16	.273

NCAA: Mississippi State

Team	1963-64 Conference			Overall		
	W	L	Pct.	W	L	Pct.
1. Kentucky*	11	3	.786	21	6	.778
2. Tennessee	9	5	.643	16	8	.667
Georgia Tech	9	5	.643	17	9	.654
4. Vanderbilt	8	6	.571	19	6	.760
LSU	8	6	.571	12	13	.480
Georgia	8	6	.571	12	14	.462
7. Alabama	7	7	.500	14	12	.538
Ole Miss	7	7	.500	10	12	.455
9. Florida	6	8	.429	12	10	.545
Auburn	6	8	.429	11	12	.478
11. Mississippi State	4	10	.286	9	17	.346
12. Tulane	1	13	.071	1	22	.043

NCAA: Kentucky

Team	1964-65 Conference			Overall		
	W	L	Pct.	W	L	Pct.
1. Vanderbilt*	15	1	.983	24	4	.857
2. Tennessee	12	4	.750	20	5	.800
3. Florida	11	5	.688	18	7	.720
Auburn	11	5	.688	16	9	.640
5. Kentucky	10	6	.625	15	10	.600
6. Alabama	9	7	.563	17	9	.654
7. LSU	7	9	.438	12	14	.462
8. Mississippi State	6	10	.375	10	16	.385
9. Georgia	4	12	.250	8	18	.308
10. Tulane	2	14	.125	3	22	.120
11. Ole Miss	1	15	.063	4	21	.160

NCAA: Vanderbilt

Team	1965-66 Conference			Overall		
	W	L	Pct.	W	L	Pct.
1. Kentucky*	15	1	.938	27	2	.931
2. Vanderbilt	13	3	.817	22	4	.846
3. Tennessee	10	6	.625	18	8	.696
Mississippi State	10	6	.625	14	11	.560
5. Alabama	9	7	.563	16	10	.615
Florida	9	7	.563	16	10	.615
7. Auburn	8	8	.500	16	10	.615
8. Georgia	5	11	.313	10	15	.400
Tulane	5	11	.313	9	16	.360
10. LSU	2	14	.125	6	20	.231
Ole Miss	2	14	.125	5	18	.217

NCAA: Kentucky (Second)

Team	1966-67 Conference			Overall		
	W	L	Pct.	W	L	Pct.
1. Tennessee*	15	3	.833	21	7	.750
2. Florida	14	4	.778	21	4	.840
Vanderbilt	14	4	.778	21	5	.808
4. Auburn	12	6	.667	17	8	.680
5. Mississippi State	8	10	.444	14	11	.560
Kentucky	8	10	.444	13	13	.500
7. Ole Miss	7	11	.389	13	12	.520
8. Alabama	6	12	.333	13	13	.500
9. Georgia	5	13	.278	9	17	.346
10. LSU	1	17	.056	3	23	.115

NCAA: Tennessee

ANNUAL STANDINGS

1967-68

Team	Conference			Overall		
	W	L	Pct.	W	L	Pct.
1. Kentucky*	15	3	.833	22	5	.815
2. Tennessee	13	5	.722	20	6	.769
3. Vanderbilt	12	6	.667	20	6	.769
4. Georgia	11	7	.611	17	8	.680
Florida	11	7	.611	15	10	.600
6. LSU	8	10	.444	14	12	.538
Auburn	8	10	.444	13	13	.500
8. Mississippi State	5	13	.278	9	17	.346
9. Ole Miss	4	14	.222	7	17	.292
10. Alabama	3	15	.167	10	16	.385

NCAA: Kentucky

1968-69

Team	Conference			Overall		
	W	L	Pct.	W	L	Pct.
1. Kentucky*	16	2	.889	23	5	.821
2. Tennessee	13	5	.722	21	7	.750
3. Florida	12	6	.667	18	9	.667
4. Auburn	10	8	.556	15	10	.600
5. Vanderbilt	9	9	.500	15	11	.577
Georgia	9	9	.500	13	12	.520
7. LSU	7	11	.389	13	13	.500
Ole Miss	7	11	.389	10	14	.417
9. Mississippi State	6	12	.333	8	17	.320
10. Alabama	1	17	.056	4	20	.167

NCAA: Kentucky
NIT: Florida, Tennessee (Third)

1969-70

Team	Conference			Overall		
	W	L	Pct.	W	L	Pct.
1. Kentucky*	17	1	.944	26	2	.929
2. LSU	13	5	.722	22	10	.688
3. Auburn	11	7	.611	15	11	.577
Georgia	11	7	.611	13	12	.520
5. Tennessee	10	8	.556	16	9	.640
6. Vanderbilt	8	10	.444	12	14	.462
7. Ole Miss	6	12	.333	10	15	.400
Florida	6	12	.333	9	17	.346
9. Alabama	5	13	.278	8	18	.308
10. Mississippi State	3	15	.167	6	18	.250

NCAA: Kentucky
NIT: LSU (Fourth)

1970-71

Team	Conference			Overall		
	W	L	Pct.	W	L	Pct.
1. Kentucky*	16	2	.889	22	6	.786
2. Tennessee	13	5	.722	21	7	.750
3. LSU	10	8	.556	14	12	.539
4. Mississippi State	9	9	.500	15	10	.600
Vanderbilt	9	9	.500	13	13	.500
6. Auburn	8	10	.445	11	15	.423
Florida	8	10	.445	11	15	.423
8. Ole Miss	6	12	.334	11	15	.423
Alabama	6	12	.333	10	16	.385
10. Georgia	5	13	.278	6	19	.240

NCAA: Kentucky
NIT: Tennessee

1971-72

Team	Conference			Overall		
	W	L	Pct.	W	L	Pct.
1. Tennessee*	14	4	.778	19	6	.760
Kentucky*	14	4	.778	21	7	.750
3. Alabama	13	5	.722	18	8	.692
4. Vanderbilt	10	8	.556	16	10	.615
5. Georgia	9	9	.500	14	12	.536
6. Ole Miss	8	10	.444	13	12	.520
7. Mississippi State	6	12	.333	13	13	.500
Auburn	6	12	.333	10	16	.385
LSU	6	12	.333	10	16	.385
10. Florida	4	14	.222	10	15	.400

NCAA: Kentucky

1972-73

Team	Conference			Overall		
	W	L	Pct.	W	L	Pct.
1. Kentucky*	14	4	.778	20	8	.714
2. Vanderbilt	13	5	.722	20	6	.769
Alabama	13	5	.722	22	8	.733
Tennessee	13	5	.722	15	9	.625
5. LSU	9	9	.500	14	10	.583
6. Ole Miss	8	10	.444	14	12	.538
7. Florida	7	11	.389	11	15	.423
8. Georgia	5	13	.278	10	16	.385
9. Mississippi State	4	14	.222	11	15	.423
Auburn	4	14	.222	6	20	.222

NCAA: Kentucky
NIT: Alabama (Fourth)

1973-74

Team	Conference			Overall		
	W	L	Pct.	W	L	Pct.
1. Alabama*	15	3	.833	22	4	.846
Vanderbilt*	15	3	.833	23	5	.821
3. Tennessee	12	6	.667	17	9	.654
4. Ole Miss	9	9	.500	15	10	.600
Florida	9	9	.500	15	11	.577
Kentucky	9	9	.500	13	13	.500
7. Mississippi State	8	10	.444	16	10	.615
8. LSU	6	12	.333	12	14	.462
9. Auburn	5	13	.278	10	16	.385
10. Georgia	2	16	.111	6	20	.231

NCAA: Vanderbilt

1974-75

Team	Conference			Overall		
	W	L	Pct.	W	L	Pct.
1. Kentucky*	15	3	.833	26	5	.839
Alabama*	15	3	.833	22	5	.814
3. Auburn	12	6	.667	18	8	.692
Tennessee	12	6	.667	18	8	.692
5. Vanderbilt	10	8	.556	15	11	.577
6. Florida	8	10	.444	12	16	.428
7. LSU	6	12	.333	10	16	.385
8. Mississippi State	5	13	.278	9	17	.346
9. Ole Miss	4	14	.222	8	18	.308
10. Georgia	3	15	.167	8	17	.320

NCAA: Alabama, Kentucky (Second)

1975-76

Team	Conference			Overall		
	W	L	Pct.	W	L	Pct.
1. Alabama*	15	3	.833	23	5	.821
2. Tennessee	14	4	.778	21	6	.778
3. Vanderbilt	12	6	.667	16	11	.593
4. Kentucky	11	7	.611	20	10	.667
Auburn	11	7	.611	16	10	.615
6. Florida	7	11	.389	12	14	.462
Georgia	7	11	.389	12	15	.444
8. Mississippi State	6	12	.333	13	13	.500
9. LSU	5	13	.278	12	14	.462
10. Ole Miss	2	16	.111	6	21	.222

NCAA: Alabama, Tennessee
NIT: Kentucky (Champion)

1976-77

Team	Conference			Overall		
	W	L	Pct.	W	L	Pct.
1. Kentucky*	16	2	.889	26	4	.867
Tennessee*	16	2	.889	22	6	.785
3. Alabama	14	4	.778	25	6	.806
4. Florida	10	8	.556	17	9	.654
5. LSU	8	10	.444	15	12	.555
6. Mississippi State	6	12	.333	14	13	.518
Auburn	6	12	.333	13	13	.500
Vanderbilt	6	12	.333	10	16	.385
9. Ole Miss	5	13	.278	11	16	.407
10. Georgia	3	15	.167	9	18	.333

NCAA: Kentucky, Tennessee
NIT: Alabama (Fourth)

1977-78

Team	Conference			Overall		
	W	L	Pct.	W	L	Pct.
1. Kentucky*	16	2	.889	30	2	.938
2. Mississippi State	13	5	.722	18	9	.667
3. LSU	12	6	.667	18	9	.667
4. Alabama	11	7	.611	17	10	.630
5. Florida	8	10	.444	15	12	.555
Auburn	8	10	.444	13	14	.481
7. Tennessee	6	12	.333	11	16	.407
8. Vanderbilt	6	12	.333	10	17	.370
9. Georgia	5	13	.278	11	16	.407
Ole Miss	5	13	.278	10	17	.370

NCAA: Kentucky (Champion)

1978-79

Team	Conference			Overall		
	W	L	Pct.	W	L	Pct.
1. LSU*	14	4	.778	23	6	.793
2. Tennessee	12	6	.667	21	12	.636
3. Mississippi State	11	7	.611	19	9	.679
Alabama	11	7	.611	22	11	.667
Vanderbilt	11	7	.611	18	9	.667
6. Kentucky	10	8	.556	19	12	.613
7. Georgia	7	11	.389	14	14	.500
8. Ole Miss	6	12	.333	11	16	.407
9. Auburn	5	13	.278	13	16	.448
10. Florida	3	15	.167	8	19	.296

Tournament Champion: Tennessee
NCAA: LSU, Tennessee
NIT: Alabama (Third), Kentucky, Mississippi State



ANNUAL STANDINGS

1979-80

Team	Conference			Overall		
	W	L	Pct.	W	L	Pct.
1. Kentucky*	15	3	.833	29	6	.829
2. LSU	14	4	.778	26	6	.813
3. Tennessee	12	6	.667	18	11	.621
Alabama	12	6	.667	18	12	.600
5. Ole Miss	9	9	.500	17	13	.567
6. Georgia	7	11	.389	14	13	.519
Vanderbilt	7	11	.389	13	13	.500
Mississippi State	7	11	.389	13	14	.481
9. Auburn	5	13	.278	10	18	.357
10. Florida	2	16	.111	7	21	.250

Tournament Champion: LSU
 NCAA: Kentucky, LSU, Tennessee
 NIT: Alabama, Ole Miss

1980-81

Team	Conference			Overall		
	W	L	Pct.	W	L	Pct.
1. LSU*	17	1	.944	31	5	.861
2. Kentucky	15	3	.833	22	6	.786
3. Tennessee	12	6	.667	21	8	.724
4. Alabama	10	8	.556	18	11	.621
5. Georgia	9	9	.500	19	12	.613
6. Ole Miss	8	10	.444	16	14	.533
7. Vanderbilt	7	11	.389	15	14	.517
8. Florida	5	13	.278	12	16	.429
9. Auburn	4	14	.222	11	16	.407
10. Mississippi State	3	15	.167	8	19	.296

Tournament Champion: Ole Miss
 NCAA: Kentucky, LSU (Fourth), Ole Miss, Tennessee
 NIT: Alabama, Georgia

1981-82

Team	Conference			Overall		
	W	L	Pct.	W	L	Pct.
1. Kentucky*	13	5	.722	22	8	.733
Tennessee*	13	5	.722	20	10	.667
3. Alabama	12	6	.667	24	7	.774
4. Ole Miss	11	7	.611	18	12	.600
LSU	11	7	.611	14	14	.500
6. Georgia	10	8	.556	19	12	.613
7. Vanderbilt	7	11	.389	15	13	.536
Auburn	7	11	.389	14	14	.500
9. Mississippi State	4	14	.222	8	19	.296
10. Florida	2	16	.111	5	22	.074

Tournament Champion: Alabama
 NCAA: Alabama, Kentucky, Tennessee
 NIT: Georgia (Third-tie), LSU, Ole Miss

1982-83

Team	Conference			Overall		
	W	L	Pct.	W	L	Pct.
1. Kentucky*	13	5	.722	23	8	.742
2. Ole Miss	10	8	.556	19	12	.613
LSU	10	8	.556	19	13	.594
4. Georgia	9	9	.500	24	10	.706
Tennessee	9	9	.500	20	12	.625
Mississippi State	9	9	.500	17	12	.586
Vanderbilt	9	9	.500	19	14	.576
8. Alabama	8	10	.444	20	12	.625
Auburn	8	10	.444	15	13	.536
10. Florida	5	13	.278	13	18	.419

Tournament Champion: Georgia
 NCAA: Alabama, Georgia (Final Four), Kentucky, Tennessee
 NIT: LSU, Ole Miss, Vanderbilt

1983-84

Team	Conference			Overall		
	W	L	Pct.	W	L	Pct.
1. Kentucky*	14	4	.778	29	5	.853
2. Auburn	12	6	.667	20	11	.645
3. LSU	11	7	.611	18	11	.621
Florida	11	7	.611	16	13	.552
5. Alabama	10	8	.556	18	12	.600
6. Tennessee	9	9	.500	21	14	.600
7. Georgia	8	10	.444	17	13	.567
Vanderbilt	8	10	.444	14	15	.483
9. Mississippi State	4	14	.222	9	19	.321
10. Ole Miss	3	15	.167	8	20	.286

Tournament Champion: Kentucky
 NCAA: Alabama, Auburn, Kentucky (Final Four), LSU
 NIT: Florida, Georgia, Tennessee

1984-85

Team	Conference			Overall		
	W	L	Pct.	W	L	Pct.
1. LSU*	13	5	.722	19	10	.655
2. Georgia	12	6	.667	22	9	.710
3. Alabama	11	7	.611	23	10	.697
Kentucky	11	7	.611	18	13	.581
5. Florida	9	9	.500	18	12	.600
Mississippi State	9	9	.500	13	15	.464
7. Auburn	8	10	.444	22	12	.647
Tennessee	8	10	.444	22	15	.595
9. Ole Miss	5	13	.278	11	17	.393
10. Vanderbilt	4	14	.222	11	17	.393

Tournament Champion: Auburn
 NCAA: Alabama, Auburn, #Georgia, Kentucky, LSU
 NIT: Florida, Tennessee (Third)

1985-86

Team	Conference			Overall		
	W	L	Pct.	W	L	Pct.
1. Kentucky*	17	1	.944	32	4	.889
2. Alabama	13	5	.722	24	9	.727
Auburn	13	5	.722	22	11	.667
4. Florida	10	8	.556	19	14	.576
5. LSU	9	9	.500	26	12	.684
Georgia	9	9	.500	17	13	.567
7. Vanderbilt	7	11	.389	13	15	.464
8. Tennessee	5	13	.278	12	16	.428
9. Ole Miss	4	14	.222	12	17	.414
10. Mississippi State	3	15	.167	6	22	.263

Tournament Champion: Kentucky
 NCAA: Alabama, Auburn, Kentucky, LSU (Final Four)
 NIT: Florida (Fourth), Georgia

1986-87

Team	Conference			Overall		
	W	L	Pct.	W	L	Pct.
1. Alabama*	16	2	.889	28	5	.848
2. Florida	12	6	.667	23	11	.676
3. Kentucky	10	8	.556	18	11	.621
Georgia	10	8	.556	18	12	.600
5. Auburn	9	9	.500	18	13	.581
6. LSU	8	10	.444	24	15	.615
Ole Miss	8	10	.444	15	14	.517
8. Vanderbilt	7	11	.389	18	16	.529
Tennessee	7	11	.389	14	15	.483
10. Mississippi State	3	15	.167	7	21	.250

Tournament Champion: Alabama
 NCAA: #Alabama, Auburn, Florida, Georgia, Kentucky, LSU
 NIT: Ole Miss, Vanderbilt

1987-88

Team	Conference			Overall		
	W	L	Pct.	W	L	Pct.
1. Kentucky@	13	5	.722	27	6	.818
2. Florida	11	7	.611	23	12	.657
Auburn	11	7	.611	19	11	.633
4. Vanderbilt	10	8	.611	20	11	.645
LSU	10	8	.611	16	14	.533
6. Tennessee	9	9	.500	16	13	.522
7. Georgia	8	10	.444	20	16	.555
8. Mississippi State	6	12	.333	14	15	.483
Alabama	6	12	.333	14	17	.452
Ole Miss	6	12	.333	13	16	.448

@ Conference Title and Conference Tournament Championship vacated
 NCAA: Auburn, #Florida, #Kentucky, LSU, Vanderbilt
 NIT: Georgia, Tennessee

1988-89

Team	Conference			Overall		
	W	L	Pct.	W	L	Pct.
1. Florida*	13	5	.722	21	13	.618
2. Alabama	12	6	.667	23	8	.742
Vanderbilt	12	6	.667	19	14	.576
4. Tennessee	11	7	.611	19	11	.633
LSU	11	7	.611	20	12	.625
6. Ole Miss	8	10	.444	15	15	.500
Kentucky	8	10	.444	13	19	.406
8. Mississippi State	7	11	.389	13	15	.464
9. Georgia	6	12	.333	15	16	.484
10. Auburn	2	16	.111	9	19	.321

Tournament Champion: Alabama
 NCAA: Alabama, Florida, LSU, Tennessee, Vanderbilt
 NIT: Ole Miss

1989-90

Team	Conference			Overall		
	W	L	Pct.	W	L	Pct.
1. Georgia*	13	5	.722	20	9	.690
2. Alabama	12	6	.667	26	9	.743
LSU	12	6	.667	23	9	.719
4. Tennessee	10	8	.556	16	14	.533
5. Ole Miss	8	10	.444	13	17	.433
Auburn	8	10	.444	13	18	.419
7. Vanderbilt	7	11	.389	21	14	.600
Mississippi State	7	11	.389	16	14	.533
9. Florida	3	15	.167	7	21	.250
Kentucky@	10	8	.556	14	14	.500

@Not eligible for championship
 Tournament Champion: Alabama
 NCAA: Alabama, Georgia, LSU
 NIT: Mississippi State, Tennessee, Vanderbilt (Champion)

1990-91

Team	Conference			Overall		
	W	L	Pct.	W	L	Pct.
1. Mississippi State*	13	5	.722	20	9	.690
LSU*	13	5	.722	20	10	.667
3. Alabama	12	6	.667	23	10	.697
4. Vanderbilt	11	7	.611	17	13	.567
5. Georgia	9	9	.500	17	13	.567
6. Florida	7	11	.389	11	17	.393
7. Auburn	5	13	.278	13	16	.448
8. Tennessee	3	15	.167	12	22	.353
Ole Miss	3	15	.167	9	19	.321
Kentucky@	14	4	.778	22	6	.786

@ Not eligible for championship
 Tournament Champion: Alabama
 NCAA: Alabama, Georgia, LSU, Mississippi State, Vanderbilt

ANNUAL STANDINGS

1991-92

EASTERN Team	Conference			Overall		
	W	L	Pct.	W	L	Pct.
1. Kentucky	12	4	.750	29	7	.806
2. Florida	9	7	.563	19	14	.576
3. Tennessee	8	8	.500	19	15	.559
4. Georgia	7	9	.438	15	14	.517
5. Vanderbilt	6	10	.375	15	15	.500
6. South Carolina	3	13	.188	11	17	.393

WESTERN Team	Conference			Overall		
	W	L	Pct.	W	L	Pct.
1. Arkansas*	13	3	.813	26	8	.765
2. LSU	12	4	.750	21	10	.677
3. Alabama	10	6	.625	26	9	.743
4. Mississippi State	7	9	.438	15	13	.536
5. Ole Miss	4	12	.250	11	17	.393
Auburn@	5	11	.313	12	15	.444

@ Not eligible for championship
 Tournament Champion: Kentucky
 NCAA: Alabama, Arkansas, Kentucky, LSU
 NIT: Florida (Fourth), Tennessee, Vanderbilt

1992-93

EASTERN Team	Conference			Overall		
	W	L	Pct.	W	L	Pct.
1. Vanderbilt*	14	2	.875	28	6	.824
2. Kentucky	13	3	.813	30	4	.882
3. Florida	9	7	.563	16	12	.571
4. Georgia	8	8	.500	15	14	.517
5. South Carolina	5	11	.313	9	18	.333
6. Tennessee	4	12	.250	13	17	.433

WESTERN Team	Conference			Overall		
	W	L	Pct.	W	L	Pct.
1. Arkansas	10	6	.625	22	9	.710
2. LSU	9	7	.563	22	11	.667
3. Auburn	8	8	.500	15	12	.556
4. Alabama	7	9	.438	16	13	.552
5. Mississippi State	5	11	.313	13	16	.448
6. Ole Miss	4	12	.250	10	18	.357

Tournament Champion: Kentucky
 NCAA: Arkansas, Kentucky (Final Four), LSU, Vanderbilt
 NIT: Alabama, Auburn, Florida, Georgia

1993-94

EASTERN Team	Conference			Overall		
	W	L	Pct.	W	L	Pct.
1. Florida	12	4	.750	29	8	.784
Kentucky	12	4	.750	27	7	.794
3. Vanderbilt	9	7	.563	20	12	.625
4. Georgia	7	9	.438	14	16	.467
5. South Carolina	4	12	.250	9	19	.321
6. Tennessee	2	14	.125	5	22	.185

WESTERN Team	Conference			Overall		
	W	L	Pct.	W	L	Pct.
1. Arkansas*	14	2	.875	31	3	.912
2. Alabama	12	4	.750	20	10	.667
3. Mississippi State	9	7	.563	18	11	.621
4. Ole Miss	7	9	.438	14	13	.519
5. LSU	5	11	.313	11	16	.407
6. Auburn	3	13	.188	11	17	.393

Tournament Champion: Kentucky
 NCAA: Alabama, Arkansas (National Champion), Florida (Final Four), Kentucky
 NIT: Vanderbilt (Finals), Mississippi State

1994-95

EASTERN Team	Conference			Overall		
	W	L	Pct.	W	L	Pct.
1. Kentucky*	14	2	.875	28	5	.848
2. Georgia	9	7	.563	18	10	.643
3. Florida	8	8	.500	17	13	.567
4. Vanderbilt	6	10	.375	13	15	.464
5. South Carolina	5	11	.313	10	17	.370
6. Tennessee	4	12	.250	11	16	.407

WESTERN Team	Conference			Overall		
	W	L	Pct.	W	L	Pct.
1. Arkansas	12	4	.750	32	7	.821
Mississippi State	12	4	.750	22	8	.733
3. Alabama	10	6	.625	23	10	.697
4. Auburn#	7	9	.438	16	13	.552
5. LSU	6	10	.375	12	15	.444
6. Ole Miss	3	13	.188	8	19	.296

Tournament Champion: Kentucky
 NCAA: Alabama, Arkansas (National Runner-Up), Florida, Kentucky, Mississippi State
 NIT: Auburn, Georgia
 #Auburn's records indicate self-imposed forfeitures of 20 games.

1995-96

EASTERN Team	Conference			Overall		
	W	L	Pct.	W	L	Pct.
1. Kentucky*	16	0	1.000	34	2	.944
2. Georgia	9	7	.563	21	10	.677
3. South Carolina	8	8	.500	19	12	.613
4. Vanderbilt	7	9	.438	18	14	.563
5. Tennessee	6	10	.375	14	15	.483
Florida	6	10	.375	12	16	.429

WESTERN Team	Conference			Overall		
	W	L	Pct.	W	L	Pct.
1. Mississippi State	10	6	.625	26	8	.765
2. Arkansas	9	7	.563	20	13	.606
Alabama	9	7	.563	19	13	.594
4. Auburn	6	10	.375	19	13	.594
Ole Miss	6	10	.375	12	15	.444
6. LSU	4	12	.250	12	17	.414

Tournament Champion: Mississippi State
 NCAA: Arkansas, Georgia, Kentucky (National Champion), Mississippi State (Final Four)
 NIT: Alabama (Fourth), Auburn, South Carolina, Tennessee, Vanderbilt

1996-97

EASTERN Team	Conference			Overall		
	W	L	Pct.	W	L	Pct.
1. South Carolina*	15	1	.938	24	8	.750
2. Kentucky	13	3	.813	35	5	.875
3. Georgia	10	6	.625	24	9	.727
4. Vanderbilt	9	7	.563	19	12	.613
5. Florida	5	11	.313	13	17	.433
6. Tennessee	4	12	.250	11	16	.407

WESTERN Team	Conference			Overall		
	W	L	Pct.	W	L	Pct.
1. Ole Miss	11	5	.688	20	9	.690
2. Arkansas	8	8	.500	18	14	.563
3. Alabama	6	10	.375	17	14	.548
Auburn	6	10	.375	16	15	.516
Mississippi State	6	10	.375	12	18	.400
6. LSU	3	13	.188	10	20	.333

Tournament Champion: Kentucky
 NCAA: Georgia, Kentucky (Final Four), Ole Miss, South Carolina, Vanderbilt
 NIT: Arkansas (Fourth)

1997-98

EASTERN Team	Conference			Overall		
	W	L	Pct.	W	L	Pct.
1. Kentucky*	14	2	.875	35	4	.897
2. South Carolina	11	5	.686	23	8	.742
3. Tennessee	9	7	.563	20	9	.690
4. Georgia	7	9	.438	20	15	.571
Vanderbilt	7	9	.438	20	13	.606
6. Florida	6	10	.375	14	15	.482

WESTERN Team	Conference			Overall		
	W	L	Pct.	W	L	Pct.
1. Ole Miss	12	4	.750	22	7	.759
2. Arkansas	11	5	.686	24	9	.727
3. Auburn	7	9	.438	16	14	.533
4. Alabama	6	10	.375	15	16	.484
5. Mississippi State	4	12	.250	15	15	.500
6. LSU	2	14	.125	9	18	.333

Tournament Champion: Kentucky
 NCAA: Arkansas, Kentucky (National Champion), Ole Miss, South Carolina, Tennessee
 NIT: Auburn, Florida, Georgia (Third), Vanderbilt

1998-99

EASTERN Team	Conference			Overall		
	W	L	Pct.	W	L	Pct.
1. Tennessee	12	4	.750	21	9	.700
2. Kentucky	11	5	.688	28	9	.757
3. Florida	10	6	.625	22	9	.710
4. Georgia	6	10	.375	15	15	.500
5. Vanderbilt	5	11	.313	14	15	.483
6. South Carolina	3	13	.188	8	21	.276

WESTERN Team	Conference			Overall		
	W	L	Pct.	W	L	Pct.
1. Auburn*	14	2	.875	29	4	.879
2. Arkansas	9	7	.563	23	11	.676
3. Ole Miss	8	8	.500	20	13	.606
Mississippi State	8	8	.500	20	13	.606
5. Alabama	6	10	.375	17	15	.531
6. LSU	4	12	.250	12	15	.444

Tournament Champion: Kentucky
 NCAA: Arkansas, Auburn, Florida, Kentucky, Ole Miss, Tennessee
 NIT: Alabama, Georgia, Mississippi State

1999-00

EASTERN Team	Conference			Overall		
	W	L	Pct.	W	L	Pct.
1. Florida*	12	4	.750	29	8	.710
Kentucky*	12	4	.750	23	10	.757
Tennessee*	12	4	.750	26	7	.700
4. Vanderbilt	8	8	.500	19	11	.483
5. South Carolina	5	11	.313	15	17	.276
6. Georgia	3	13	.188	10	20	.500

WESTERN Team	Conference			Overall		
	W	L	Pct.	W	L	Pct.
1. LSU*	12	4	.750	28	6	.824
2. Auburn	9	7	.563	24	10	.706
3. Arkansas	7	9	.438	19	15	.559
4. Alabama	6	10	.375	13	16	.448
5. Ole Miss	5	11	.313	19	14	.576
Mississippi State	5	11	.313	14	16	.467

Tournament Champion: Arkansas
 NCAA: Arkansas, Auburn, Florida (National Runner-Up), Kentucky, LSU, Tennessee
 NIT: Ole Miss, Vanderbilt



ANNUAL STANDINGS

2000-01

EASTERN Team	Conference			Overall		
	W	L	Pct.	W	L	Pct.
1. Kentucky*	12	4	.750	24	10	.706
Florida*	12	4	.750	24	7	.774
3. Georgia	9	7	.563	16	15	.516
4. Tennessee	8	8	.500	22	11	.667
5. South Carolina	6	10	.375	15	15	.500
6. Vanderbilt	4	12	.250	15	15	.500

WESTERN Team	Conference			Overall		
	W	L	Pct.	W	L	Pct.
1. Ole Miss	11	5	.688	27	8	.771
2. Arkansas	10	6	.625	20	11	.645
3. Alabama	8	8	.500	25	11	.694
4. Mississippi State	7	9	.438	18	13	.581
Auburn	7	9	.438	18	14	.563
6. LSU	2	14	.125	13	16	.448

Tournament Champion: Kentucky
 NCAA: Arkansas, Florida, Georgia, Kentucky, Ole Miss, Tennessee
 NIT: Alabama (Finals), Auburn, Mississippi State, South Carolina

2001-02

EASTERN Team	Conference			Overall		
	W	L	Pct.	W	L	Pct.
1. Georgia@	10	6	.625	22	10	.688
Kentucky	10	6	.625	22	10	.688
Florida	10	6	.625	22	9	.710
4. Tennessee	7	9	.438	15	16	.484
5. Vanderbilt	6	10	.375	17	15	.531
6. South Carolina	6	10	.375	22	15	.595

WESTERN Team	Conference			Overall		
	W	L	Pct.	W	L	Pct.
1. Alabama*	12	4	.750	27	8	.771
2. Mississippi State	10	6	.625	27	8	.771
3. Ole Miss	9	7	.563	20	11	.645
4. LSU	6	10	.375	19	15	.559
Arkansas	6	10	.375	14	15	.483
6. Auburn	4	12	.250	12	16	.429

Tournament Champion: Mississippi State
 NCAA: Alabama, Florida, Georgia@, Kentucky, Ole Miss, Mississippi State
 NIT: LSU, South Carolina (Finals), Vanderbilt
 @ Conference Eastern Division Championship and NCAA participation vacated (1-1)

2002-03

EASTERN Team	Conference			Overall		
	W	L	Pct.	W	L	Pct.
1. Kentucky*	16	0	1.000	32	4	.889
2. Florida	12	4	.750	25	8	.758
3. Georgia@	11	5	.688	19	8	.704
4. Tennessee	9	7	.563	17	12	.586
5. South Carolina	5	11	.313	12	16	.429
6. Vanderbilt	3	13	.188	11	18	.380

WESTERN Team	Conference			Overall		
	W	L	Pct.	W	L	Pct.
1. Mississippi State	9	7	.563	21	10	.677
2. Auburn	8	8	.500	22	12	.647
LSU	8	8	.500	21	11	.656
4. Alabama	7	9	.438	17	12	.586
5. Arkansas	4	12	.250	9	19	.321
Ole Miss	4	12	.250	14	15	.483

Tournament Champion: Kentucky
 NCAA: Alabama, Auburn, Florida, Kentucky, LSU, Mississippi State
 NIT: Tennessee

2003-04

EASTERN Team	Conference			Overall		
	W	L	Pct.	W	L	Pct.
1. Kentucky	13	3	.813	27	5	.844
2. Florida	9	7	.563	20	11	.645
3. South Carolina	8	8	.500	23	11	.676
Vanderbilt	8	8	.500	23	10	.697
5. Georgia	7	9	.438	16	14	.533
Tennessee	7	9	.438	15	14	.517

WESTERN Team	Conference			Overall		
	W	L	Pct.	W	L	Pct.
1. Mississippi State*	14	2	.875	26	4	.867
2. Alabama	8	8	.500	20	13	.606
LSU	8	8	.500	18	11	.620
4. Auburn	5	11	.313	14	14	.500
Ole Miss	5	11	.313	13	15	.464
6. Arkansas	4	12	.250	12	16	.429

Tournament Champion: Kentucky
 NCAA: Alabama, Florida, Kentucky, Mississippi State, South Carolina, Vanderbilt
 NIT: Georgia, LSU, Tennessee

2004-05

EASTERN Team	Conference			Overall		
	W	L	Pct.	W	L	Pct.
1. Kentucky*	14	2	.875	28	6	.824
2. Florida	12	4	.750	24	8	.750
3. Vanderbilt	8	8	.500	20	14	.588
4. South Carolina	7	9	.438	20	13	.606
5. Tennessee	6	10	.375	14	17	.452
6. Georgia	2	14	.125	8	20	.286

WESTERN Team	Conference			Overall		
	W	L	Pct.	W	L	Pct.
1. Alabama	12	4	.750	24	8	.750
LSU	12	4	.750	20	10	.667
3. Mississippi State	9	7	.563	23	11	.676
4. Arkansas	6	10	.375	18	12	.600
5. Ole Miss	4	12	.250	14	17	.452
Auburn	4	12	.250	14	17	.452

Tournament Champion: Florida
 NCAA: Alabama, Florida, Kentucky, LSU, Mississippi State
 NIT: South Carolina (Champion), Vanderbilt

2005-06

EASTERN Team	Conference			Overall		
	W	L	Pct.	W	L	Pct.
1. Tennessee	12	4	.750	22	8	.733
2. Florida	10	6	.625	33	6	.846
3. Kentucky	9	7	.563	22	13	.629
4. Vanderbilt	7	9	.438	17	13	.567
5. South Carolina	6	10	.375	23	15	.605
6. Georgia	5	11	.313	15	15	.500

WESTERN Team	Conference			Overall		
	W	L	Pct.	W	L	Pct.
1. LSU*	14	2	.875	27	9	.750
2. Alabama	10	6	.625	18	13	.581
2. Arkansas	10	6	.625	22	10	.688
4. Mississippi State	5	11	.313	15	15	.500
5. Auburn	4	12	.250	12	16	.429
Ole Miss	4	12	.250	14	16	.467

Tournament Champion: Florida
 NCAA: Alabama, Arkansas, Florida (National Champion), Kentucky, LSU (Final Four), Tennessee
 NIT: South Carolina (Champion), Vanderbilt

2006-07

EASTERN Team	Conference			Overall		
	W	L	Pct.	W	L	Pct.
1. Florida*	13	3	.813	35	5	.875
2. Vanderbilt	10	6	.625	22	12	.647
Tennessee	10	6	.625	24	11	.686
4. Kentucky	9	7	.563	22	12	.647
5. Georgia	8	8	.500	19	14	.576
6. South Carolina	4	12	.250	14	16	.467

WESTERN Team	Conference			Overall		
	W	L	Pct.	W	L	Pct.
1. Mississippi State	8	8	.500	21	14	.600
Ole Miss	8	8	.500	21	13	.618
3. Arkansas	7	9	.438	21	14	.600
Auburn	7	9	.438	17	15	.531
Alabama	7	9	.438	20	12	.625
6. LSU	5	11	.313	17	15	.531

Tournament Champion: Florida
 NCAA: Arkansas, Florida (National Champion), Kentucky, Tennessee, Vanderbilt
 NIT: Alabama, Georgia, Ole Miss, Mississippi State

2007-08

EASTERN Team	Conference			Overall		
	W	L	Pct.	W	L	Pct.
1. Tennessee	14	2	.875	31	5	.861
2. Kentucky	12	4	.750	18	13	.581
3. Vanderbilt	10	6	.625	26	8	.765
4. Florida	8	8	.500	24	12	.667
5. South Carolina	5	11	.313	14	18	.438
6. Georgia	4	12	.250	17	17	.500

WESTERN Team	Conference			Overall		
	W	L	Pct.	W	L	Pct.
1. Mississippi State	12	4	.750	23	11	.676
2. Arkansas	9	7	.563	23	12	.657
3. Ole Miss	7	9	.438	24	11	.686
4. LSU	6	10	.375	13	18	.419
5. Alabama	5	11	.313	17	16	.515
6. Auburn	4	12	.250	14	16	.467

Tournament Champion: Georgia
 NCAA: Arkansas, Georgia, Kentucky, Mississippi State, Tennessee, Vanderbilt
 NIT: Florida, Ole Miss

2008-09

EASTERN Team	Conference			Overall		
	W	L	Pct.	W	L	Pct.
1. Tennessee	10	6	.625	21	13	.618
South Carolina	10	6	.625	21	10	.677
3. Florida	9	7	.562	25	11	.694
4. Kentucky	8	8	.500	22	14	.611
Vanderbilt	8	8	.500	19	12	.613
6. Georgia	3	13	.188	12	20	.375

WESTERN Team	Conference			Overall		
	W	L	Pct.	W	L	Pct.
1. LSU	13	3	.812	27	8	.771
2. Auburn	10	6	.625	24	13	.667
3. Mississippi State	9	7	.562	23	13	.639
4. Alabama	7	9	.438	18	14	.563
Ole Miss	7	9	.438	16	15	.516
6. Arkansas	2	14	.125	14	16	.467

Tournament Champion: Mississippi State
 NCAA: LSU, Mississippi State, Tennessee
 NIT: Auburn, Florida, Kentucky, South Carolina

ANNUAL STANDINGS

2009-10

EASTERN Team	Conference			Overall		
	W	L	Pct.	W	L	Pct.
1. Kentucky	14	2	.875	35	3	.921
2. Vanderbilt	12	4	.750	24	9	.727
3. Tennessee	11	5	.688	28	9	.757
4. Florida	9	7	.563	21	13	.618
5. South Carolina	6	10	.375	15	16	.484
6. Georgia	5	11	.313	14	17	.452

WESTERN

Team	Conference			Overall		
	W	L	Pct.	W	L	Pct.
1. Mississippi State	9	7	.563	24	12	.667
Ole Miss	9	7	.563	24	11	.686
3. Arkansas	7	9	.438	14	18	.438
4. Alabama	6	10	.375	17	15	.531
Auburn	6	10	.375	15	17	.469
6. LSU	2	14	.125	11	20	.355

Tournament Champion: Kentucky
NCAA: Florida, Kentucky, Tennessee, Vanderbilt
NIT: Ole Miss, Mississippi State

2010-11

EASTERN Team	Conference			Overall		
	W	L	Pct.	W	L	Pct.
1. Florida	13	3	.813	29	8	.784
2. Kentucky	10	6	.625	29	9	.763
3. Vanderbilt	9	7	.563	23	11	.677
Georgia	9	7	.563	21	12	.636
5. Tennessee	8	8	.500	19	15	.559
6. South Carolina	5	11	.313	14	16	.467

WESTERN

Team	Conference			Overall		
	W	L	Pct.	W	L	Pct.
1. Alabama	12	4	.750	25	12	.676
2. Mississippi State	9	7	.563	17	14	.548
3. Ole Miss	7	9	.438	20	14	.588
Arkansas	7	9	.438	18	13	.581
5. Auburn	4	12	.250	11	20	.355
6. LSU	3	13	.188	11	21	.344

Tournament Champion: Kentucky
NCAA: Georgia, Florida, Kentucky, Tennessee, Vanderbilt
NIT: Alabama, Ole Miss

2011-12

Team	Conference			Overall		
	W	L	Pct.	W	L	Pct.
1. Kentucky	16	0	1.000	38	2	.950
2. Tennessee	10	6	.625	19	15	.559
Vanderbilt	10	6	.625	25	11	.694
Florida	10	6	.625	26	11	.703
5. Alabama	9	7	.563	21	12	.636
6. Mississippi State	8	8	.500	21	12	.636
Ole Miss	8	8	.500	20	14	.588
8. LSU	7	9	.438	18	15	.545
9. Arkansas	6	10	.375	18	14	.563
10. Auburn	5	11	.313	15	16	.484
Georgia	5	11	.313	15	17	.469
12. South Carolina	2	14	.125	10	21	.323

Tournament Champion: Vanderbilt
NCAA: Alabama, Florida, Kentucky, Vanderbilt
NIT: LSU, Ole Miss, Mississippi State, Tennessee

2012-13

Team	Conference			Overall		
	W	L	Pct.	W	L	Pct.
1. Florida	14	4	.778	29	8	.784
2. Kentucky	12	6	.667	21	12	.636
Ole Miss	12	6	.667	27	9	.750
Alabama	12	6	.667	23	13	.639
5. Tennessee	11	7	.611	20	13	.606
Missouri	11	7	.611	23	11	.676
7. Arkansas	10	8	.556	19	13	.594
8. Georgia	9	9	.500	15	17	.469
LSU	9	9	.500	19	12	.613
10. Vanderbilt	8	10	.444	16	17	.485
11. Texas A&M	7	11	.389	18	15	.545
12. South Carolina	4	14	.222	14	18	.438
Mississippi State	4	14	.222	10	22	.313
14. Auburn	3	15	.167	9	23	.281

Tournament Champion: Ole Miss
NCAA: Florida, Ole Miss, Missouri
NIT: Alabama, Kentucky, Tennessee

2013-14

Team	Conference			Overall		
	W	L	Pct.	W	L	Pct.
1. Florida	18	0	1.000	36	3	.923
2. Kentucky	12	6	.667	29	11	.725
Georgia	12	6	.667	20	14	.588
4. Tennessee	11	7	.611	24	13	.649
5. Arkansas	10	8	.556	22	12	.647
6. Ole Miss	9	9	.500	19	14	.576
LSU	9	9	.500	20	14	.588
Missouri@	0	9	.000	0	12	.000
9. Texas A&M	8	10	.444	18	16	.529
10. Alabama	7	11	.389	13	19	.406
Vanderbilt	7	11	.389	15	16	.484
12. Auburn	6	12	.333	14	16	.467
13. South Carolina	5	13	.278	14	20	.412
14. Mississippi State	3	15	.167	14	19	.442

Tournament Champion: Florida
NCAA: Florida, Kentucky, Tennessee
NIT: Arkansas, Georgia, LSU, Missouri
CBI: Texas A&M
@ On-the-court record 23-12 overall and 9-9 in SEC with all wins vacated by NCAA

2014-15

Team	Conference			Overall		
	W	L	Pct.	W	L	Pct.
1. Kentucky	18	0	1.000	38	1	.974
2. Arkansas	13	5	.722	27	9	.750
3. Georgia	11	7	.611	21	12	.636
LSU	11	7	.611	22	11	.667
Texas A&M	11	7	.611	21	12	.636
Ole Miss	11	7	.611	21	13	.618
7. Vanderbilt	9	9	.500	21	14	.600
8. Florida	8	10	.444	16	17	.485
Alabama	8	10	.444	19	15	.543
10. Tennessee	7	11	.389	16	16	.500
11. South Carolina	6	12	.333	17	16	.515
Mississippi State	6	12	.333	13	19	.407
13. Auburn	4	14	.222	15	20	.429
14. Missouri	3	15	.167	9	23	.281

Tournament Champion: Kentucky
NCAA: Arkansas, Georgia, Kentucky, LSU, Ole Miss
NIT: Alabama, Texas A&M, Vanderbilt

2015-16

Team	Conference			Overall		
	W	L	Pct.	W	L	Pct.
1. Texas A&M	13	5	.722	28	9	.757
Kentucky	13	5	.722	27	9	.750
3. South Carolina	11	7	.611	25	9	.735
LSU	11	7	.611	19	14	.576
Vanderbilt	11	7	.611	19	14	.576
6. Georgia	10	8	.556	20	14	.600
Ole Miss	10	8	.556	20	12	.625
8. Florida	9	9	.500	21	15	.583
Arkansas	9	9	.500	16	16	.500
10. Alabama	8	10	.444	18	15	.546
11. Mississippi State	7	11	.389	14	17	.452
12. Tennessee	6	12	.333	15	19	.441
13. Auburn	5	13	.278	11	20	.355
14. Missouri	3	15	.167	10	21	.323

Tournament Champion: Kentucky
NCAA: Kentucky, Texas A&M, Vanderbilt
NIT: Alabama, Florida, Georgia, South Carolina

2016-17

Team	Conference			Overall		
	W	L	Pct.	W	L	Pct.
1. Kentucky	16	2	.889	32	6	.842
2. Florida	14	4	.778	27	9	.750
3. Arkansas	12	6	.667	26	10	.722
South Carolina	12	6	.667	26	11	.703
5. Alabama	10	8	.556	19	15	.559
Ole Miss	10	8	.556	22	14	.611
Vanderbilt	10	8	.556	19	16	.543
8. Georgia	9	9	.500	19	15	.559
9. Tennessee	8	10	.444	16	16	.500
Texas A&M	8	10	.444	16	15	.516
11. Auburn	7	11	.389	18	14	.563
12. Mississippi State	6	12	.333	16	16	.500
13. LSU	2	16	.111	10	21	.323
Missouri	2	16	.111	8	24	.250

Tournament Champion: Kentucky
NCAA: Arkansas, Florida, Kentucky, South Carolina, Vanderbilt
NIT: Alabama, Georgia, Ole Miss

2017-18

Team	Conference			Overall		
	W	L	Pct.	W	L	Pct.
1. Auburn	13	5	.722	26	8	.765
Tennessee	13	5	.722	26	9	.743
3. Florida	11	7	.611	21	13	.618
4. Kentucky	10	8	.556	26	11	.703
Missouri	10	8	.556	20	13	.606
Arkansas	10	8	.556	23	12	.657
7. Mississippi State	9	9	.500	25	12	.676
Texas A&M	9	9	.500	22	13	.629
9. Alabama	8	10	.444	20	16	.556
LSU	8	10	.444	18	15	.545
11. South Carolina	7	11	.389	17	16	.515
Georgia	7	11	.389	18	15	.545
13. Vanderbilt	6	12	.333	12	20	.375
14. Ole Miss	5	13	.278	12	20	.375

Tournament Champion: Kentucky
NCAA: Alabama, Arkansas, Auburn, Florida, Kentucky, Missouri, Tennessee, Texas A&M
NIT: LSU, Mississippi State



ANNUAL STANDINGS

Team	2018-19 Conference			Overall		
	W	L	Pct.	W	L	Pct.
1. LSU	16	2	.889	28	7	.800
2. Kentucky	15	3	.833	30	7	.811
Tennessee	15	3	.833	31	6	.838
4. South Carolina	11	7	.611	16	16	.500
Auburn	11	7	.611	30	10	.750
6. Mississippi State	10	8	.556	23	11	.677
Ole Miss	10	8	.556	20	13	.606
8. Florida	9	9	.500	20	16	.556
9. Arkansas	8	10	.444	18	16	.529
Alabama	8	10	.444	18	16	.529
11. Texas A&M	6	12	.333	14	18	.438
12. Missouri	5	13	.278	15	17	.469
13. Georgia	2	16	.111	11	21	.344
14. Vanderbilt	0	18	.000	9	23	.281

Tournament Champion: Auburn

NCAA: Auburn, Florida, Kentucky, LSU, Ole Miss, Mississippi State, Tennessee

NIT: Alabama, Arkansas

Team	2019-20 Conference			Overall		
	W	L	Pct.	W	L	Pct.
1. Kentucky	15	3	.833	25	6	.807
2. Auburn	12	6	.667	25	6	.807
LSU	12	6	.667	21	10	.677
4. Mississippi State	11	7	.611	20	11	.645
Florida	11	7	.611	19	12	.613
6. South Carolina	10	8	.556	18	13	.581
Texas A&M	10	8	.556	16	14	.533
8. Tennessee	9	9	.500	17	14	.548
9. Alabama	8	10	.444	16	15	.516
10. Missouri	7	11	.389	15	16	.484
Arkansas	7	11	.389	20	12	.625
12. Ole Miss	6	12	.333	15	17	.469
13. Georgia	5	13	.278	16	16	.500
14. Vanderbilt	3	15	.167	11	21	.344

NOTE: The 2020 SEC Tournament was canceled after two games and the NCAA Tournament was canceled due to the COVID-19 pandemic.

Team	2020-21 Conference			Overall		
	W	L	Pct.	W	L	Pct.
1. Alabama	16	2	.889	26	7	.788
2. Arkansas	13	4	.765	25	7	.781
3. LSU	11	6	.647	19	10	.655
4. Tennessee	10	7	.588	18	9	.667
5. Florida	9	7	.563	15	10	.600
6. Ole Miss	10	8	.556	16	12	.571
7. Missouri	8	8	.500	16	10	.615
8. Kentucky	8	9	.471	9	16	.360
9. Mississippi State	8	10	.444	18	15	.546
10. Georgia	7	11	.389	14	12	.539
Auburn	7	11	.389	13	14	.482
12. South Carolina	4	12	.250	6	15	.286
13. Texas A&M	2	8	.200	8	10	.444
14. Vanderbilt	3	13	.188	9	16	.360

Tournament Champion: Alabama

NCAA: Alabama, Arkansas, Florida, LSU, Missouri, Tennessee

NIT: Ole Miss, Mississippi State

Team	2021-22 Conference			Overall		
	W	L	Pct.	W	L	Pct.
1. Auburn	15	3	.833	28	6	.824
2. Tennessee	14	4	.778	27	8	.771
Kentucky	14	4	.778	26	8	.765
4. Arkansas	13	5	.722	28	9	.757
5. LSU	9	9	.500	22	12	.647
Alabama	9	9	.500	19	14	.576
South Carolina	9	9	.500	18	13	.581
Texas A&M	9	9	.500	27	13	.675
Florida	9	9	.500	20	14	.588
10. Mississippi State	8	10	.444	18	16	.529
11. Vanderbilt	7	11	.389	19	17	.528
12. Missouri	5	13	.278	12	21	.364
13. Ole Miss	4	14	.222	13	19	.406
14. Georgia	1	17	.056	6	26	.188

Tournament Champion: Tennessee

NCAA: Alabama, Arkansas, Auburn, Kentucky, LSU, Tennessee

NIT: Florida, Mississippi State, Texas A&M, Vanderbilt

Team	2022-23 Conference			Overall		
	W	L	Pct.	W	L	Pct.
1. Alabama	16	2	.889	31	6	.838
2. Texas A&M	15	3	.833	25	10	.714
3. Kentucky	12	6	.667	22	12	.647
4. Missouri	11	7	.611	25	10	.714
Tennessee	11	7	.611	25	11	.694
Vanderbilt	11	7	.611	22	15	.595
7. Auburn	10	8	.556	21	13	.618
8. Florida	9	9	.500	16	17	.485
9. Mississippi State	8	10	.444	21	13	.618
Arkansas	8	10	.444	22	14	.611
11. Georgia	6	12	.333	16	16	.500
12. South Carolina	4	14	.222	11	21	.344
13. Ole Miss	3	15	.167	12	21	.364
14. LSU	2	16	.111	14	19	.424

Tournament Champion: Alabama

NCAA: Alabama, Arkansas, Auburn, Kentucky, Mississippi State, Missouri, Tennessee, Texas A&M

NIT: Florida, Vanderbilt

From 1933-50 the SEC Champion was determined by a tournament, except for 1935. Since 1951, when the round-robin schedule was introduced, the title has been decided by a winning percentage on the conference schedule. From 1951-64 the round-robin consisted of 14 games. In 1965 and 1966 it was expanded to 16 games. From 1967-91 the round-robin schedule was 18 games. In 1992 the SEC split into an Eastern and Western Division, but continued to recognize an SEC Champion based on a winning percentage over the 16-game conference schedule. The league also began awarding division championships. In 1979 the tournament was renewed with the winner receiving the SEC's automatic bid to the NCAA Tournament. (SEC Champion; # Participation vacated by NCAA).*

WINNINGEST SEC COACHES

All Games

By Percentage (SEC Schools Only)

Pct	Coach, School(s)	Seasons	Yrs	W-L
1. .822	Adolph Rupp, UK	1931-52; 1954-72	41	876-190
2. .814	Rick Pitino, UK	1989-97	8	219-50
3. .796	C.C. Stroud, LS	1914-18; 1920	6	88-21
4. .781	Zora Clevenger, UT	1912-16	5	50-14
5. .774	John Calipari, UK	2010-Present	14	387-113
6. .751	Tubby Smith, UG/UK	UG 1996-97	2	45-19
		UK 1998-07	10	263-83
7. .748	Joe B. Hall, UK	1973-85	13	297-100
8. .715	Billy Donovan, UF	1997-15	19	467-186
9. .713	Roy Mears, UT	1963-77	15	278-112
10. .697	E.C. Hayes, MS	1912-24	12	124-54
11. .692#	Wimp Sanderson, UA	1981-92	12	265-118
12. .687	Herman Stegeman, UG	1920-31	12	170-78
13. .684*	Nolan Richardson, AR	1992-02	11	249-115
14. .684	Joel Eaves, AU	1950-63	14	214-99
15. .673	Will Wade, LS	2018-22	5	105-51
16. .673	Roy Skinner, VU	1959; 1962-76	16	278-135
17. .665	Babe McCarthy, MS	1956-65	10	169-85
18. .658	Hank Crisp, UA	1924-42; 1946	20	264-133
19. .655	Rick Barnes, UT	2016-Present	8	175-92
20. .650	Bob Polk, VU	1948-58; 1960-61	13	197-106
21. .649	Bruce Pearl, UT/AU	UT 2006-11	6	145-61
		AU 2015-Present	9	173-111
22. .638	Rick Stansbury, MS	1999-12	14	293-166
23. .635	R.L. Sullivan, UM	1919-25	7	66-38
24. .628	John Mauer, UK/UT/UF	UK 1928-30	3	40-14
		UT 1939-43; 1945-47	8	127-41
		UF 1952-60	9	98-102
25. .628	Homer Hazel, UM	1926-30	5	54-32
26. .624	Mike Anderson, AR	2012-19	8	169-102

By Victories (SEC Schools Only)

Wins	Coach, School(s)	Seasons	Yrs	W-L
1. 875	Adolph Rupp, UK	1931-52; 54-72	42	875-190
2. 467	Billy Donovan, UF	1997-15	19	467-186
3. 448	Dale Brown, LS	1973-97	25	448-301
4. 387	John Calipari, UK	2010-Present	14	387-113
5. 340	C.M. Newton, UA/VU	UA 1969-80	12	211-123
		VU 1982-89	8	129-115
		1926-42; 46-57	29	340-264
7. 332	Kevin Stallings, VU	2000-16	17	332-220
8. 308	Tubby Smith, UG/UK	UG 1996-97	2	45-19
		UK 1998-07	10	263-83
9. 297	Joe B. Hall, UK	1973-85	13	297-100
297#	Hugh Durham, UG	1979-95	17	297-215
11. 293	Rick Stansbury, MS	1999-12	14	293-166
12. 318	Bruce Pearl, UT/AU	UT 2006-11	6	145-61
		AU 2015-Present	9	173-111
13. 278	Ray Mears, UT	1963-77	15	278-112
	Roy Skinner, VU	1959; 62-76	16	278-135
15. 265#	Wimp Sanderson, UA	1981-92	12	265-118
	John Mauer, UK/UT/UF	UK 1928-30	3	40-14
		UT 1939-43; 45-47	8	127-41
		UF 1952-60	9	98-102
17. 264	Hank Crisp, UA	1924-42; 1946	20	264-137
18. 249*	Nolan Richardson, AR	1992-02	11	249-115
19. 245	Andy Kennedy, UM	2007-18	12	245-156
20. 232#	Norm Sloan, UF	1961-66; 81-89	15	232-192
21. 219	Rick Pitino, UK	1989-97	8	219-50
22. 214	Joel Eaves, AU	1950-63	14	214-99
23. 211	Don DeVoe, UT/UF	UT 1979-89	11	204-137
		UF 1990	1	7-21
24. 210	Mark Gottfried, UA	1999-09	11	210-131
25. 204	Eddie Fogler, VU/SC	VU 1989-93	4	81-48
		USC 1994-2001	8	123-117

Minimum Five Years And .500 Winning Percentage

SEC Games

By Percentage (SEC Schools Only)

Pct	Coach, School(s)	Seasons	Yrs	W-L
1. .841	Adolph Rupp, UK	1933-52; 1954-72	39	397-75
2. .800	Rick Pitino, UK	1989-97	8	104-26
3. .755	John Calipari, UK	2010-Present	14	185-60
4. .735	Joe B. Hall, UK	1973-85	13	172-62
5. .724	Tubby Smith, UG/UK	UG 1996-97	2	19-13
		UK 1998-07	10	120-40
6. .723	John Mauer, UT	1939-43; 1945-47	8	60-23
7. .705	Roy Mears, UT	1963-77	15	182-76
8. .647	Hank Crisp, UA	1933-42; 1946	11	112-61
9. .645	Billy Donovan, UF	1997-15	19	200-110
10. .638	Roy Skinner, VU	1959; 1962-76	16	171-97
11. .629	Will Wade, LS	2018-22	5	56-33
12. .623	Joel Eaves, AU	1950-63	14	124-75
13. .620	Babe McCarthy, MS	1956-65	10	88-54
14. .619*	Nolan Richardson, AR	1992-02	11	109-67
15. .617	Wimp Sanderson, UA	1981-92	12	132-82
16. .603	Harry Rabenhorst, LS	1933-42; 1946-57	22	178-117
17. .601	Rick Barnes, UT	2016-Present	8	86-57
18. .588	Bob Polk, VU	1948-58; 1960-61	13	107-75
19. .588	Floyd Burdette, UA	1947-52	6	57-40
20. .552	Bruce Pearl, UT/AU	UT 2006-11	6	65-31
		AU 2015-Present	9	84-80
21. .549	Mike White, UF/UG	UF 2016-22	7	72-52
		UG 2023-Present	1	6-12
	Mike Anderson, AR	2012-19	8	78-64
23. .545	Rick Stansbury, MS	1999-12	14	122-102
24. .543	Dale Brown, LSU	1973-97	25	238-200
25. .542	C.M. Newton, UA/VU	UA 1969-80	12	131-85
		VU 1982-89	8	64-80
26. .528	Emmett Lowery, UT	1948-59	12	84-75

By Victories (SEC Schools Only)

Wins	Coach, School(s)	Seasons	Yrs	W-L
1. 397	Adolph Rupp, UK	1933-52; 1954; 72	39	397-75
2. 238	Dale Brown, LS	1973-97	25	238-200
3. 200	Billy Donovan, UF	1997-15	19	200-110
4. 195	C.M. Newton, UA/VU	UA 1969-80	12	131-85
		VU 1982-89	8	64-80
5. 185	John Calipari, UK	2010-Present	14	185-60
6. 182	Roy Mears, UT	1963-77	15	182-76
7. 178	Harry Rabenhorst, LS	1933-42	22	178-117
8. 172	Joe B. Hall, UK	1973-85	13	172-62
9. 171	Roy Skinner, VU	1959; 1962-76	16	171-97
10. 149	Bruce Pearl, UT/AU	UT 2006-11	6	65-31
		AU 2015-Present	9	84-78
11. 141	Hugh Durham, UG	1979-95	16	141-141
12. 139	Tubby Smith, UG/UK	UG 1996-97	2	19-13
		UK 1998-07	10	120-40
13. 138	Kevin Stallings, VU	2000-16	17	138-142
14. 132	Wimp Sanderson, UA	1981-92	12	132-82
15. 126	Norm Sloan, UF	1961-66; 1981-89	15	126-124
16. 124	Joel Eaves, AU	1950-63	14	124-75
17. 122	Rick Stansbury, MS	1999-12	14	122-102
18. 112	Hank Crisp, UA	1933-42; 1946	11	112-61
19. 110	Don DeVoe, UT/UF	UT 1979-89	11	107-91
		UF 1990	1	3-15
20. 109*	Nolan Richardson, AR	1992-02	11	109-67
20. 107	Bob Polk, VU	1948-58; 1960-61	13	107-75
22. 104	Rick Pitino, UK	1989-97	8	104-26
23. 103	John Mauer, UT/UF	UT 1939-43; 1945-47	8	60-23
		UF 1952-60	9	43-82

Minimum 100 Wins

*Prior to the 1991-92 season, Arkansas competed in the Southwest Conference.

Records reflect NCAA Tournament games that were later vacated. On-the-court records: Sanderson 267-119 (.692); Durham 298-216 (.580); Sloan 235-194 (.548)



SEC CHAMPIONSHIP COACHES

SEC Championships

Coach, School	Titles	Years
Adolph Rupp, Kentucky	27	1933, 35, 37, 39, 40, 42, 44, 45, 46, 47, 48, 49, 50, 51, 52, 53t, 55, 57, 58, 62t, 64, 66, 68, 69, 70, 71, 72t
Joe B. Hall, Kentucky	8	1973, 75t, 77t, 78, 80, 82t, 83, 84
Billy Donovan, Florida	6	2000t, 01t, 07, 11, 13, 14
John Calipari, Kentucky	6	2010, 12, 15, 16t, 17, 20
Tubby Smith, Kentucky	5	1998, 00t, 01t, 03, 05
Babe McCarthy, Mississippi State	4	1959, 61, 62t, 63
Dale Brown, LSU	4	1979, 81, 85, 91t
Harry Rabenhorst, LSU	3	1934t, 53t, 54
C.M. Newton, Alabama	3	1974t, 75, 76
Roy Mears, Tennessee	3	1967, 72t, 77
Bruce Pearl, Tennessee/Auburn	3	2008, 18t, 22
John Mauer, Tennessee	2	1941, 43
Roy Skinner, Vanderbilt	2	1965, 74t
Nolan Richardson, Arkansas	2	1992, 94
Rick Pitino, Kentucky	2	1995, 96
Eddie Fogler, Vanderbilt/South Carolina	2	1993 (VU), 97 (USC)
John Brady, LSU	2	2000t, 06
Nate Oats, Alabama	2	2021, 2023
Hank Crisp, Alabama	1	1934t
Blair Guillon, Tennessee	1	1936
Roy Mundorf, Georgia Tech	1	1938
Johnny Dee, Alabama	1	1956
Joel Eaves, Auburn	1	1960
Don DeVoe, Tennessee	1	1982t
Eddie Sutton, Kentucky	1#	1986
Wimp Sanderson, Alabama	1	1987
Norm Sloan, Florida	1	1989
Hugh Durham, Georgia	1	1990
Richard Williams, Mississippi State	1	1991t
Cliff Ellis, Auburn	1	1999
Jerry Green, Tennessee	1	2000t
Mark Gottfried, Alabama	1	2002
Rick Stansbury, Mississippi State	1	2004
Trent Johnson, LSU	1	2009
Billy Kennedy, Texas A&M	1	2016t
Rick Barnes, Tennessee	1	2018t
Will Wade, LSU	1	2019

1988 title vacated

SEC Division Championships

Coach, School	Titles	Years
Tubby Smith, Kentucky	7	1998, 00t, 01t, 02t, 03, 04, 05
Billy Donovan, Florida	5	2000t, 01t, 02t, 11
Rick Stansbury, Mississippi State	5	2003, 04, 07t, 08, 10t
Nolan Richardson, Arkansas	4	1992, 93, 94, 95t
Rick Pitino, Kentucky	4	1992, 94t, 95, 96
John Brady, LSU	3	2000, 05, 06
Bruce Pearl, Tennessee	3	2006, 08, 09t
Richard Williams, Mississippi State	2	1995t, 96
Eddie Fogler, Vanderbilt/South Carolina	2	1993 (VU), 97 (USC)
Rob Evans, Ole Miss	2	1997, 98
Jerry Green, Tennessee	2	1999, 00t
Mark Gottfried, Alabama	2	2002, 05
Andy Kennedy, Ole Miss	2	2007t, 10t
Lon Kruger, Florida	1	1994t
Cliff Ellis, Auburn	1	1999
Rod Barnes, Ole Miss	1	2001
Jim Harrick, Georgia	1	2002t
Trent Johnson, LSU	1	2009
Darrin Horn, South Carolina	1	2009t
John Calipari, Kentucky	1	2010
Anthony Grant, Alabama	1	2011

INDIVIDUAL RECORDS

Points – Game

*69	Pete Maravich, LS vs. Alabama – 1970
66	Pete Maravich, LS vs. Tulane – 1969
64	Pete Maravich, LS vs. Kentucky – 1970
63	Johnny Neumann, UM vs. LSU – 1971
61	Pete Maravich, LS vs. Vanderbilt – 1970
60	Bob Pettit, LS vs. Louisiana College – 1954
60	John Mengelt, AU vs. Alabama – 1970
60	Johnny Neumann, UM vs. Baylor – 1971
59	Pete Maravich, LS vs. Alabama – 1968
58	Pete Maravich, LS vs. Mississippi St. – 1968
58	Pete Maravich, LS vs. Georgia – 1969
57	Bob Pettit, LS vs. Georgia – 1954
57	Johnny Neumann, UM vs. So. Miss – 1971
55	Pete Maravich, LS vs. Auburn – 1968
55	Pete Maravich, LS vs. Tulane – 1969
55	Pete Maravich, LS vs. Mississippi St. – 1969
55	Pete Maravich, LS vs. Alabama – 1970
55	Pete Maravich, LS vs. Kentucky – 1970
55	Pete Maravich, LS vs. Mississippi St. – 1970
55	Chris Jackson, LS vs. Ole Miss – 1989
54	Pete Maravich, LS vs. Vanderbilt – 1968
54	Pete Maravich, LS vs. Auburn – 1969
54	Tony Miller, UF vs. Chicago State – 1972
54	Jodie Meeks, UK vs. Tennessee – 2009
53	Pete Maravich, LS vs. Duquesne – 1969
53	Dan Issel, UK vs. Ole Miss – 1970
53	Pete Maravich, LS vs. St. John's – 1970
53	Pete Maravich, LS vs. Ole Miss – 1970
53	Johnny Neumann, UM vs. Vanderbilt – 1971
53	Chris Jackson, LS vs. Florida – 1988
53	Gerald Glass, UM vs. LSU – 1989
53	Shaquille O'Neal, LS vs. Arkansas State – 1990
52	Pete Maravich, LS vs. Tulane – 1968
52	Pete Maravich, LS vs. Kentucky – 1968
52	Pete Maravich, LS vs. Loyola – 1969
52	Pete Maravich, LS vs. Kentucky – 1969
52	Pete Maravich, LS vs. Florida – 1970
51	Cliff Hagan, UK vs. Temple – 1954
51	Pete Maravich, LS vs. Loyola – 1968
51	Pete Maravich, LS vs. Georgia – 1968
51	Dan Issel, UK vs. LSU – 1970
51	Johnny Neumann, UM vs. Arkansas A&M – 1971
51	Tony White, UT vs. Auburn – 1987
51	Chris Jackson, LS vs. Texas – 1990
51	Rotnei Clarke, AR vs. Alcorn State – 2010
50	Bob Burrow, UK vs. LSU – 1956
50	Mike Nordholz, UA vs. Southern Miss – 1967
50	Ron Widby, UT vs. LSU – 1967
50	Pete Maravich, LS vs. Florida – 1969
50	Pete Maravich, LS vs. Southern Cal – 1970
50	Chris Jackson, LS vs. Tennessee – 1989

Points – Season

#1,381	Pete Maravich, LS – 1970
1,148	Pete Maravich, LS – 1969
1,138	Pete Maravich, LS – 1968
965	Chris Jackson, LS – 1989
948	Dan Issel, UK – 1970
923	Johnny Neumann, UM – 1971
889	Chris Jackson, LS – 1990
854	Jodie Meeks, UK – 2009
841	Gerald Glass, UM – 1989
806	Allan Houston, UT – 1991
<i>Conference games only:</i>	
851	Pete Maravich, LS – 1970

Points – Career

#3,667	Pete Maravich, LS – 1968-70
2,801	Allan Houston, UT – 1990-93
2,328	John Stroud, UM – 1977-80
2,311	Chuck Person, AU – 1983-86
2,249	Ernie Grunfeld, UT – 1974-77
2,219	Tony White, UT – 1984-87
2,168	Reggie King, UA – 1976-79
2,142	Jeff Malone, MS – 1980-83
2,138	Dan Issel, UK – 1968-70
2,131	Chris Lofton, UT – 2005-08
2,123	Mike Mitchell, AU – 1975-78
2,119	BJ McKie, SC – 1996-99
2,111	Litterial Green, UG – 1989-92
2,103	Reggie Johnson, UT – 1977-80
2,090	Ronnie Williams, UF – 1981-84
2,080	Durand Macklin, LS – 1977-81
2,080	Kenny Walker, UK – 1983-86
2,078	Joe Harvell, UM – 1990-93
2,066	Wesley Person, AU – 1991-94
2,065	Dale Ellis, UT – 1980-83
2,038	Jack Givens, UK – 1975-78
2,033	Kenny Boynton, UF – 2009-13
2,030	Bailey Howell, MS – 1957-59
2,021	Chris Warren, UM – 2008-11
2,012	Quindary Weatherspoon, MS – 2015-19
2,011	Shan Foster, VU – 2005-08
<i>Conference games only:</i>	
2,383	Pete Maravich, LS (54 games) – 1968-70

Points Per Game – Season

#44.5	Pete Maravich, LS (1,381/31g) – 1970
44.2	Pete Maravich, LS (1,148/26g) – 1969
43.8	Pete Maravich, LS (1,138/26g) – 1968
40.1	Johnny Neumann, UM (923/23g) – 1971
33.9	Dan Issel, UK (948/28g) – 1970
31.4	Bob Pettit, LS (785/25g) – 1954
30.2	Chris Jackson, LS (965/32g) – 1989
30.1	Joe Gibbon, UM (631/21g) – 1957
28.4	John Mengelt, AU (738/26g) – 1971
28.3	Jim Ashmore, MS (708/25g) – 1957

Conference games only:

47.2	Pete Maravich, LS (851 points/18g) – 1970
------	---

Points Per Game – Career

#44.2	Pete Maravich, LS (3,667/83g) – 1968-70
40.1	Johnny Neumann, UM (923/23g) – 1971
29.0	Chris Jackson, LS (1,854/64g) – 1989-90
27.4	Bob Pettit, LS (1,972/72g) – 1952-54
27.1	Bailey Howell, MS (2,030/75g) – 1957-59
26.1	Gerald Glass, UM (1,564/60g) – 1989-90
25.8	Bernard King, UT (1,962/76g) – 1975-77
25.8	Dan Issel, UK (2,138/83g) – 1968-70
24.9	John Mengelt, AU (1,920/77g) – 1969-71
24.8	Denver Brackeen, UM (1,040/42g) – 1954-55
<i>Conference games only:</i>	
44.1	Pete Maravich, LS (2,383/54g) – 1968-70

Field Goals Made – Game

*26	Pete Maravich, LS vs. Vanderbilt (54 att) – 1970
*26	Pete Maravich, LS vs. Alabama (57 att) – 1970
*26	Johnny Neumann, UM vs. LSU (40 att) – 1971
25	Pete Maravich, LS vs. Tulane (51 att) – 1969
24	Pete Maravich, LS vs. Alabama (52 att) – 1968
24	Johnny Neumann, UM vs. Baylor (40 att) – 1971
23	Bob Pettit, LS vs. Georgia – 1954
23	Pete Maravich, LS vs. Kentucky (42 att) – 1970
23	John Mengelt, AU vs. Alabama (44 att) – 1970
23	Dan Issel, UK vs. Ole Miss – 1970
23	Johnny Neumann, UM vs. Vanderbilt (49 att) – 1971
22	Bob Pettit, LS vs. Louisiana Coll. (36 att) – 1954
22	Don Kessinger, UM vs. Tulane (28 att) – 1963
22	Mike Nordholz, UA vs. So. Miss (33 att) – 1966
22	Mike Nordholz, UA vs. So. Miss (30 att) – 1967
22	Pete Maravich, LS vs. Vanderbilt (57 att) – 1968
22	Pete Maravich, LS vs. Mississippi St. – 1968
22	Pete Maravich, LS vs. Mississippi St. (44 att) – 1970

Field Goals Made – Season

#522	Pete Maravich, LS (1,168 att) – 1970
433	Pete Maravich, LS (976 att) – 1969
432	Pete Maravich, LS (1,022 att) – 1968
369	Dan Issel, UK (667 att) – 1970
366	Johnny Neumann, UM (792 att) – 1971
359	Chris Jackson, LS (739 att) – 1989
326	Gerald Glass, UM (613 att) – 1989
323	Jeff Malone, MS (608 att) – 1983
312	Shaquille O'Neal, LS (497 att) – 1991
310	Dominique Wilkins, UG (582 att) – 1981
310	Chuck Person, AU (597 att) – 1986
305	Chris Jackson, LS (662 att) – 1990
303	Kevin Grevey, UK (592 att) – 1975
297	Ron Mercer, UK (603 att) – 1997
294	Shaquille O'Neal, LS (478 att) – 1992
289	Reggie King, UA (507 att) – 1979
286	Reggie Johnson, UT (487 att) – 1979

Conference games only:

338	Pete Maravich, LS (741 att) – 1970
-----	------------------------------------

Field Goals Made – Career

#1,387	Pete Maravich, LS (3,166 att) – 1968-70
1,017	Chuck Person, AU (1,899 att) – 1983-86
926	Mike Mitchell, AU (1,830 att) – 1975-78
906	Jeff Malone, MS (1,768 att) – 1980-83
902	Allan Houston, UT (1,961 att) – 1990-93
894	John Stroud, UM (1,695 att) – 1977-80
867	Ernie Grunfeld, UT (1,712 att) – 1974-77
864	Reggie Johnson, UT (1,489 att) – 1977-80
852	Durand Macklin, LS (1,431 att) – 1977-81
846	Tony White, UT (1,704 att) – 1984-87
843	Jack Givens, UK (1,638 att) – 1975-78
842	Reggie King, UA (1,514 att) – 1976-79
832	Dale Ellis, UT (1,389 att) – 1980-83
825	Dan Issel, UK (1,591 att) – 1968-70
813	Joe Harvell, UM (1,708 att) – 1990-93
<i>Conference games only:</i>	
917	Pete Maravich, LS (2,100 att) – 1968-70



INDIVIDUAL RECORDS

Field Goal Attempts – Game

- 57 Pete Maravich, LS vs. Vanderbilt (22 m) – 1969
- 57 Pete Maravich, LS vs. Alabama (26 m) – 1970
- 54 Pete Maravich, LS vs. Vanderbilt (26 m) – 1970
- 53 Pete Maravich, LS vs. Kentucky (21 m) – 1969
- 51 Pete Maravich, LS vs. Tulane (25 m) – 1969
- 50 Johnny Neumann, UM vs. Kentucky (20 m) – 1971
- 49 Pete Maravich, LS vs. Miss St. (20 m) – 1969
- 49 Johnny Neumann, UM vs. Vanderbilt (23 m) – 1971
- 48 Pete Maravich, LS vs. Tulane (20 m) – 1969
- 47 Pete Maravich, LS vs. Tulane (21 m) – 1968

Field Goal Attempts – Season

- #1,168 Pete Maravich, LS (552 m) – 1970
- 1,022 Pete Maravich, LS (432 m) – 1968
- 976 Pete Maravich, LS (433 m) – 1969
- 792 Johnny Neumann, UM (366 m) – 1971
- 739 Chris Jackson, LS (359 m) – 1989
- 667 Dan Issel, UK (369 m) – 1970
- 662 Chris Jackson, LS (305 m) – 1990
- 633 Cliff Hagan, UK (264 m) – 1952
- 632 Bill Spivey, UK (252 m) – 1951
- 619 Bill Spivey, UK (225 m) – 1950

Conference games only:

- 741 Pete Maravich, LS (338 m) – 1970

Field Goal Attempts – Career

- #3,166 Pete Maravich, LS (1,387 m) – 1968-70
 - 1,961 Allan Houston, UT (902 m) – 1990-93
 - 1,899 Chuck Person, AU (1,017 m) – 1983-86
 - 1,830 Mike Mitchell, AU (926 m) – 1975-78
 - 1,777 Eddie Johnson, AU (789 m) – 1974-77
 - 1,768 Jeff Malone, MS (906 m) – 1980-83
 - 1,723 Jerry Harper, UA (683 m) – 1953-56
 - 1,712 Ernie Grunfeld, UT (867 m) – 1974-77
 - 1,708 Joe Harvell, UM (813 m) – 1990-93
 - 1,704 Tony White, UT (846 m) – 1984-87
- Conference games only:
- 2,110 Pete Maravich, LS (917 m) – 1968-70

Field Goal Percentage – Game (Min. 10 att)

- *100.0 Durand Macklin, LS vs. Mississippi St. (12-12) – 1980
- 100.0 Michael Ansley, UA vs. N.M. State (12-12) – 1987
- 100.0 Jarrell Evans, UM vs. Abilene (12-12) – 1994
- 100.0 Rodney Dent, UK vs. Morehead State (12-12) – 1994
- 100.0 David Lee, UF vs. Northeastern (12-12) – 2003
- 100.0 Bob Lienhard, UG vs. Georgia Tech (11-11) – 1968
- 100.0 Bobby Lee Hurt, UA vs. Texas Southern (11-11) – 1982
- 100.0 Kenny Walker, UK vs. Western Kentucky (11-11) – 1986
- *100.0 Troy McKoy, SC vs. Georgia (11-11) – 1993
- *100.0 Quenton Jackson, AM vs. Georgia (11-11) – 2022
- *100.0 Bill Wilson, LS vs. Georgia (10-10) – 1964
- 100.0 Mack Crenshaw, UG vs. Clemson (10-10) – 1964
- 100.0 Mike Jackson, UT vs. Missouri (10-10) – 1974
- 100.0 Randall Leath, UF vs. Biscayne (10-10) – 1981
- *100.0 Charles Barkley, AU vs. Georgia (10-10) – 1983
- 100.0 Michael Ansley, UA vs. Murray State (10-10) – 1985
- 100.0 Stanley Roberts, LS vs. Loyola Marymount (10-10) – 1990
- 100.0 Joakim Noah, UF vs. Savannah State (10-10) – 2006
- 100.0 Erik Murphy, UF vs. Wisconsin (10-10) – 2013
- 100.0 Amari Davis, MO vs. Ole Miss (10-10) – 2022
- 100.0 Olivier Nkamhoua, UT vs. South Carolina (10-10) – 2023
- 94.1 Bernard King, UT vs. Vermont (16-17) – 1974
- 93.8 Laimonas Chatkevicius vs. High Point (15-16) – 2016
- 92.9 Reggie Hannah, UF vs. Hofstra (13-14) – 1977
- 92.9 Eugene McDowell, UF vs. Mississippi St. (13-14) – 1983
- 92.3 Bob Lienhard, UG vs. Florida (12-13) – 1970
- 92.3 Dwayne Schintzius, UF vs. Tennessee (12-13) – 1989
- 92.3 Dwayne Davis, UF vs. Stanford (12-13) – 1990
- 92.3 Larry Davis, SC vs. Davidson (12-13) – 1996
- 92.3 Steve Hamer, UT vs. Alabama (12-13) – 1996
- 92.3 A.J. Ogilvy, VU vs. Auburn (12-13) – 2008
- 92.3 Damian Jones, VU vs. Florida (12-13) – 2016

Field Goal Percentage – Season (Min. 200 att)

- 72.6 Donta Hall, UA (151-208) – 2018
- 72.2 Dwayne Davis, UF (179-248) – 1989
- 67.1 Cameron Burns, MS (167-249) – 1989
- 66.4 Bobby Lee Hurt, UA (168-255) – 1984
- 66.0 Daniel Gafford, AR (214-324) – 2019
- 65.7 Michael Bradley, UK (157-239) – 1999
- 65.4 Dale Ellis, UT (257-393) – 1982
- 64.7 Tyler Davis, AM (143-221) – 2016
- 64.6 Eugene McDowell, UF (203-314) – 1983
- 64.5 Reggie Johnson, UT (131-203) – 1977
- 63.5 Rick Robey, UK (167-363) – 1978
- 64.4 Wiley Peck, MS (154-239) – 1979
- 64.4 Nick Richards, UK (163-253) – 2020
- 64.4 Charles Barkley, AU (161-250) – 1983
- 64.3 Lavon Mercer, UG (146-227) – 1979
- 64.0 Erick Dampier, MS (153-239) – 1995
- 63.4 Braelen Bridges, UG (161-254) – 2022
- 63.4 Will Perdue, VU (234-369) – 1988
- 63.3 Dwayne Curtis, UM (212-335) – 2008
- 63.2 Bob Lienhard, UG (215-340) – 1970
- 63.2 Robert Williams, AM (139-220) – 2018

Conference games only:

- 71.2 Bobby Lee Hurt, UA (104-146) – 1984

Field Goal Percentage – Career (Min. 500 att)

- 66.1 Donta Hall, UA (400-605) – 2015-19
- 64.1 Dwayne Davis, UF (572-892) – 1987-91
- 63.5 Daniel Gafford, AR (378-595) – 2017-19
- 63.1 Bobby Lee Hurt, UA (646-1,024) – 1982-85
- 62.6 Charles Barkley, AU (467-746) – 1982-84
- 61.5 Joakim Noah, UF (411-668) – 2005-07
- 61.2 Tyler Davis, AM (515-842) – 2015-18
- 61.1 Kourtney Roberson, AM (348-570) – 2012-15
- 61.0 Shaquille O'Neal, LS (786-1,289) – 1990-92
- 60.9 Aaron Swinson, AU (574-943) – 1992-94
- 60.6 Willie Jones, VU (367-606) – 1980-82
- 60.6 Will Perdue, VU (519-856) – 1984, 1986-88
- 60.1 Marquis Estill, UK (365-607) – 2001-03
- 59.9 Vernon Macklin, UF (347-579) – 2009-11
- 59.9 Braelen Bridges, UG (463-773) – 2023
- 59.7 Bob Lienhard, UG (663-1,110) – 1968-70
- 59.7 Eugene McDowell, UF (642-1,075) – 1981-84
- 59.5 Dale Ellis, UT (832-1,399) – 1980-83
- 59.4 Abdul Ado, MS (309-520) – 2017-21
- 59.3 Willie Cauley-Stein, UK (346-583) – 2012-15
- 59.3 Charles Hurt, UK (303-511) – 1980-83

Conference games only:

- 64.5 Bobby Lee Hurt, UA (272-422) – 1982-85

INDIVIDUAL RECORDS

Three-Point Field Goals Made – Game

- 13 Roinei Clarke, AR vs. Alcorn St. (17 att) – 2010
- 12 Alex Dillard, AR vs. Delaware State (22 att) – 1994
- *11 Michael Frazier, UF vs. South Carolina (18 att) – 2014
- 10 Chris Jackson, LS vs. Tennessee (20 att) – 1990
- 10 Lance Weems, AU vs. Arkansas (19 att) – 1996
- 10 Pat Bradley, AR vs. North Texas (24 att) – 1999
- 10 Jodie Meeks, UK vs. Tennessee (15 att) – 2009
- 10 Roinei Clarke, AR vs. ETSU (17 att) – 2010
- 10 Marshall Henderson, UM vs. Oregon (23 att) – 2014
- 10 John Petty, UA vs. Alabama A&M (13 att) – 2018
- 10 Isaiah Joe, AR vs. FIU (13 att) – 2019
- 10 John Petty, UA vs. Samford (13 att) – 2020

Three-Point Field Goals Made – Season

- 141 Bryce Brown, AU (344 att) – 2019
- 138 Marshall Henderson, UM (394 att) – 2013
- 134 Shan Foster, VU (286 att) – 2008
- 134 John Jenkins, VU (305 att) – 2012
- 129 Marshall Henderson, UM (377 att) – 2014
- 118 Chris Lofton, UT (307 att) – 2008
- 118 Michael Frazier, UF (264 att) – 2014
- 117 Jamel Bradley, SC (294 att) – 2002
- 117 Jodie Meeks, UK (288 att) – 2009
- 114 Chris Lofton, UT (261 att) – 2006
- 113 Eric Washington, UA (279 att) – 1996
- 113 Lee Humphrey, UF (246 att) – 2006
- 113 Lee Humphrey, UF (246 att) – 2007
- 113 Jamal Murray, UK (277 att) – 2016
- 113 Isaiah Joe, AR (273 att) – 2019

Three-Point Field Goals Made – Career

- 431 Chris Lofton, UT (1,021 att) – 2005-08
- 382 Bryce Brown, AR (975 att) – 2015-19
- 367 Shan Foster, VU (872 att) – 2005-08
- 366 Pat Bradley, AR (915 att) – 1996-99
- 346 Allan Houston, UT (817 att) – 1990-93
- 334 Chris Warren, UM (900 att) – 2008-11
- 333 Kenny Boynton, UF (978 att) – 2009-13
- 311 John Petty, UA (814 att) – 2017-21
- 306 John Jenkins, VU (699 atts) – 2010-12
- 296 Ronnie McMahan, VU (774 att) – 1992-95

Three-Point Field Goal Attempts – Game

- 24 Pat Bradley, AR vs. North Texas (10 m) – 1999
- 23 Marshall Henderson, UM vs. Oregon (10 m) – 2014
- 22 Alex Dillard, AR vs. Delaware St. (12 m) – 1994
- *20 Chris Jackson, LS vs. Ole Miss (9 m) – 1989
- *20 Chris Jackson, LS vs. Tennessee (10 m) – 1990
- 20 Chris Lofton, UT vs. N.C. A&T (8 m) – 2008
- 19 Derrick Miller, UK vs. Kansas (8 m) – 1990
- 19 Lance Weems, AU vs. Arkansas (10 m) – 1996
- 19 Marshall Henderson, UM vs. Tennessee (8 m) – 2014
- 19 Marshall Henderson, UM vs. Mississippi St. (7 m) – 2014
- 19 Bryce Brown, AU vs. Ole Miss (7 m) – 2019

Three-Point Field Goal Attempts – Season

- 394 Marshall Henderson, UM (138 m) – 2013
- 377 Marshall Henderson, UM (129 m) – 2014
- 344 Bryce Brown, AU (141 m) – 2019
- 307 Chris Lofton, UT (118 m) – 2008
- 305 John Jenkins, VU (134 m) – 2012
- 294 Jamel Bradley, SC (117 m) – 2002
- 289 Derrick Miller, UK (99 m) – 1990
- 288 Jodie Meeks, UK (117 m) – 2009
- 288 Jaden Shackelford (101m) – 2022
- 286 Shan Foster, VU (134 m) – 2008

Three-Point Field Goal Attempts – Career

- 1,021 Chris Lofton, UT (431 m) – 2005-08
- 978 Kenny Boynton, UF (333 m) – 2010-13
- 975 Bryce Brown, AU (382 m) – 2015-19
- 915 Pat Bradley, AR (366 m) – 1996-99
- 900 Chris Warren, UM (334 m) – 2008-11
- 872 Shan Foster, VU (367 m) – 2005-08
- 817 Allan Houston, UT (346 m) – 1990-93
- 814 John Petty, UA (311 m) – 2017-21
- 779 Barry Stewart, MS (280 m) – 2007-10
- 774 Ronnie McMahan, VU (296 m) – 1992-95

Three-Point Field Goals Percentage – Game (Min. 7 att)

- *100.0 Bernard Davis, UG vs. Tennessee (8-8) – 1994
- *100.0 Larry Davis, SC vs. Davidson (7-7) – 1996
- *100.0 Matt Walsh, UF vs. Bethune-Cookman (7-7) – 2002
- *100.0 Ezra Williams, UG vs. LSU (7-7) – 2003
- *100.0 J.J. Frazier, UG vs. Mississippi State (7-7) – 2015
- *100.0 Wenyen Gabriel vs. Alabama (7-7) – 2018
- 100.0 Trey Bonham, UF vs. Florida A&M (7-7) – 2023
- 90.0 Joe Lawrence, UF vs. California (9-10) – 1986
- 88.9 Ronnie Battle, AU vs. Georgia (8-9) – 1992
- 88.9 Ronnie McMahan, VU vs. South Carolina (8-9) – 1994
- 88.9 Rick Jones, VU vs. Mississippi St. (8-9) – 2000
- 88.9 Levi Stukes, UG vs. Fresno State (8-9) – 2007
- 88.9 Eric Bledsoe, UK vs. East Tennessee State (8-9) – 2010

Three-Point Field Goals Percentage – Season (Min. 100 att)

- 52.9 Travis Ford, UK (101-191) – 1993
- 51.5 Gary Waites, UA (52-101) – 1991
- 51.3 Kenyan Weaks, UF (61-12) – 1998
- 51.2 Bill McCaffrey, VU (83-162) – 1993
- 51.1 Ronnie Battle, AU (71-139) – 1992
- 50.4 Joe Lawrence, UF (64-127) – 1987
- 50.0 Barry Booker, VU (85-170) – 1987
- 48.9 Wesley Person, AU (69-141) – 1992
- 48.6 Jon Higgins, UT (53-109) – 2001
- 48.6 Riley LaChance, VU (70-144) – 2017
- 48.6 Doron Lamb, UK (68-140) – 2011

Three-Point Field Goals Percentage – Career (Min. 200 att)

- 47.5 Doron Lamb, UK (144-303) – 2011-12
- 47.3 Alvin Lee, UA (132-279) – 1987-89
- 46.0 Barry Booker, VU (246-535) – 1986-89
- 44.6 Bill McCaffrey, VU (141-316) – 1992-94
- 44.5 Travis Ford, UK (190-427) – 1991-94
- 44.5 Jody Patton, UG (172-387) – 1988-91
- 44.4 Lee Humphrey, UF (288-649) – 2004-07
- 44.1 Wesley Person, AU (262-594) – 1991-94
- 43.8 Scott Draud, VU (288-657) – 1987-88, 1990-91
- 43.8 John Jenkins, VU (306-699) – 2010-12

Consecutive Three-Point Field Goals

- 11 Kevin Anglin, VU (over two games) – 1992

Consecutive Games With A Three-Point Field Goal

- 66 Marshall Henderson, UM – 2013-14
- 60 Pat Bradley, AR – 1996-98
- 59 John Jenkins, VU – 2011-12
- 47 Allan Houston, UT – 1992-93
- 45 Chris Warren, UM – 2009-10
- 43 Scooter McFadgon, UT – 2003-05
- 43 Shan Foster, VU – 2007-08
- 41 Aaron Harper, UM – 2001-03
- 41 Michael Frazier, UF – 2014-15
- 40 Allan Houston, UT – 1991-92

Free Throws Made – Game

- #30 Pete Maravich, LS vs. Oregon State (31 a) – 1970
- *25 Sindarius Thornwell, SC vs. Alabama (33 a) – 2017
- 23 Grant Williams, UT vs. Vanderbilt (23 a) – 2019
- 22 Bill Justus, UT vs. Ohio (23 att) – 1969
- 22 Pete Maravich, LS vs. Florida (27 att) – 1969
- 21 Jerry Graves, MS vs. Vanderbilt (27 att) – 1961
- 20 Jerry Graves, MS vs. Spring Hill (24 att) – 1961
- 20 BJ McKie, SC vs. Ole Miss (20 att) – 1998
- 19 Bailey Howell, MS vs. Florida (23 att) – 1957
- 19 Bailey Howell, MS vs. Murray St. (21 att) – 1958
- 19 Joakim Noah, UF vs. Georgia (22 att) – 2006

Free Throws Made – Season

- 337 Pete Maravich, LS (436 att) – 1970
- 282 Pete Maravich, LS (378 att) – 1969
- 274 Pete Maravich, LS (338 att) – 1968
- 243 Bailey Howell, MS (315 att) – 1958
- 233 John Stroud, UM (292 att) – 1980
- 233 Mason Jones, AR (282 att) – 2020
- 226 Bailey Howell, MS (292 att) – 1959
- 224 Scotty Pippen Jr., VU (299 att) – 2022
- 223 Bob Pettit, LS (308 att) – 1954
- 222 Carl Widseth, UT (288 att) – 1956
- Conference games only:*
- 199 Pete Maravich, LS (243 att) – 1968

Free Throws Made – Career

- @893 Pete Maravich, LS (1,152 att) – 1968-70
- 682 Bailey Howell, MS (892 att) – 1957-59
- 672 BJ McKie, SC (873 att) – 1996-99
- 651 Allan Houston, UT (767 att) – 1990-93
- 621 Carl Widseth, UT (848 att) – 1953-56
- 618 Charles Mann, UG (896 att) – 2012-16
- 577 Chris Silva, SC (791 att) – 2015-19
- 570 Sindarius Thornwell, SC (739 att) – 2013-17
- 550 Kenny Walker, UK (733 att) – 1983-88
- 549 Alec Kessler, UG (720 att) – 1987-90
- Conference games only:*
- 549 Pete Maravich, LS (754 att) – 1968-70

Free Throw Attempts – Game

- 33 Sindarius Thornwell, SC vs. Alabama (25 m) – 2017
- 31 Pete Maravich, LS vs. Oregon State (30 m) – 1970
- 30 Paul Ellis, UA vs. Ole Miss (18 m) – 1972
- 28 Robert Jarvis, UM vs. Arkansas (4 m) – 1954
- 27 Jerry Graves, MS vs. Vanderbilt (21 m) – 1961
- 27 Pete Maravich, LS vs. Florida (23 m) – 1969
- 26 Bob Andrews, UA vs. Florida State (17 m) – 1965
- 25 Jim Ashmore, MS vs. Ole Miss (18 m) – 1956
- 25 Ken Turner, UM vs. Vanderbilt (15 m) – 1969
- 24 Zippy Morocco, UG vs. Florida (16 m) – 1953
- 24 Cliff Hagan, UK vs. Temple (17 m) – 1954
- 24 Jerry Graves, MS vs. Spring Hill (20 m) – 1961



INDIVIDUAL RECORDS

Free Throw Attempts – Season

- 436 Pete Maravich, LS (337 m) – 1970
- 378 Pete Maravich, LS (282 m) – 1969
- 338 Pete Maravich, LS (274 m) – 1968
- 315 Bailey Howell, MS (243 m) – 1958
- 304 Corliss Williamson, AR (208 m) – 1995
- 303 Zippy Morocco, UG (210 m) – 1953
- 299 Scotty Pippen Jr., VU (224m) – 2022
- 297 Ben Simmons, LS (199 m) – 2016
- 292 Bailey Howell, MS (226 m) – 1959
- 292 John Stroud, UM (233 m) – 1980

Conference games only:

- 243 Pete Maravich, LS (199 m) – 1968

Free Throw Attempts – Career

- @1,152 Pete Maravich, LS (893 m) – 1968-70
- 896 Charles Mann, UG (618 m) – 2012-16
- 892 Bailey Howell, MS (682 m) – 1957-59
- 873 BJ McKie, SC (672 m) – 1996-99
- 848 Carl Widseth, UT (621 m) – 1953-56
- 791 Chris Silva, SC (577 m) – 2015-19
- 785 Ronnie Williams, UF (546 m) – 1981-84
- 784 Jerry Harper, UA (473 m) – 1953-56
- 773 Udonis Haslem, UF (515 att) – 1999-02
- 767 Allan Houston, UT (651 m) – 1990-93

Conference games only:

- 754 Pete Maravich, LS (549 m) – 1968-70

@NCAA Record (for three-year career)

Free Throw Percentage – Game (Min. 15 att)

- *100.0 Grant Williams, UT vs. Vanderbilt (23-23) – 2019
- 100.0 Matt Freije, VU vs. Indiana (18-18) – 2003
- 100.0 Phil Cox, VU vs. Middle Tennessee (17-17) – 1985
- *100.0 Levi Randolph, UA vs. Ole Miss (17-17) – 2015
- *100.0 Morris Dinwiddie, UG vs. Ole Miss (16-16) – 1955
- 100.0 Bailey Howell, MS vs. Tulane (16-16) – 1958
- *100.0 Eddie Palubinskas, LS vs. Mississippi St. (16-16) – 1973
- *100.0 Dan Cross, UF vs. Kentucky (16-16) – 1995
- *100.0 Dan Langhi, VU vs. Tennessee (16-16) – 1999
- *100.0 Denver Brackeen, UM vs. Florida (15-15) – 1955
- *100.0 Eddie Johnson, AU vs. Mississippi St. (15-15) – 1975
- *100.0 Scotty Pippen Jr., VU vs. Texas A&M (15-15) – 2021

Free Throw Percentage – Season (Min. 100 att)

- 93.0 Brenton Williams, SC (120-129) – 2014
- 92.8 Chris Warren, UM (168-181) – 2011
- 91.2 Kyle Macy, UK (104-114) – 1980
- 91.2 Scooter McFadgon, UT (134-147) – 2004
- 91.2 Travis Ford, UK (103-113) – 1994
- 91.0 Chris Jackson, LS (191-210) – 1990
- 90.8 Dusty Hannahs, AR (108-119) – 2017
- 90.5 Bill Justus, UT (133-147) – 1969
- 90.3 Stefan Moody, UM (149-165) – 2015
- 90.2 Tony White, UT (165-183) – 1987

Free Throw Percentage – Season (Min. 50 att)

- 95.3 Erik Stevenson (61-64) – 2022
- 92.7 Paul Smith, MS (51-55) – 1965
- 91.8 Rudy Thacker, VU (56-61) – 1971
- 91.7 Chris Lofton, UT (55-60) – 2006
- 91.4 Darrell Hawkins, AR (74-81) – 1992
- 90.6 KeVaughn Allen, UF (77-85) – 2018
- 90.2 Kenny Drost, LS (74-82) – 1966
- 90.2 Joe Ward, UG (55-61) – 1984
- 90.1 David Rhodes, UM (82-91) – 1972
- 90.0 Anthony Roberson, UF (81-90) – 2005

Conference games only:

- 94.1 Dave Rhodes, UM (64-68) – 1972

Free Throw Percentage – Career (Min. 300 att)

- 89.0 Kyle Macy, UK (331-372) – 1978-80
- 89.0 Jodie Meeks, UK (299-336) – 2007-09
- 88.1 Jimmy England, UT (319-362) – 1969-71
- 88.0 Bill McCaffrey, VU (302-343) – 1993-94
- 87.8 KeVaughn Allen, UG (361-411) – 2015-19
- 87.7 Daryl Macon, AR (285-325) – 2016-18
- 86.3 Chris Jackson, LS (354-410) – 1989-90
- 86.0 Chris Warren, UM (419-487) – 2008-11
- 85.8 Roger Kaiser, UG Tech (446-520) – 1959-61
- 85.8 Phil Cox, VU (331-386) – 1982-85
- 85.7 Taurean Green, UF (354-413) – 2005-07
- 85.7 Marshall Henderson, UM (264-308) – 2013-14
- 85.7 Stefan Moody, UM (361-421) – 2014-16

Conference games only:

- 88.2 Kyle Macy, UK (224-254) – 1978-80

Consecutive Free Throws Made – Game

- 23 Grant Williams, UT vs. Vanderbilt – 2019
- 21 Pete Maravich, LS vs. Oregon State – 1970
- 18 Bill Justus, UT vs. Ohio – 1969
- 18 Rich Knarr, MS vs. Auburn – 1973
- 18 Matt Freije, VU vs. Indiana – 2003
- 17 Phil Cox, VU vs. Middle Tennessee State – 1985
- 16 Cliff Hagan, UK vs. Ole Miss – 1952
- 16 Morris Dinwiddie, UG vs. Ole Miss – 1955
- 16 Bailey Howell, MS vs. Tulane – 1958
- 16 Eddie Palubinskas, LS vs. Mississippi St. – 1973
- 16 Ronnie Williams, UF vs. Alabama – 1983
- 16 Dan Langhi, VU vs. Tennessee – 1999

Consecutive Free Throws Made – Season

- 50 Brenton Williams, SC – 2014
- 45 Levi Randolph, UA – 2015
- 45 J.J. Frazier, UG – 2017
- 44 Travis Ford, UK – 1994
- 43 Paul Smith, MS – 1965
- 43 Phil Cox, VU – 1983
- 42 Canyon Barry, UF – 2017
- 42 Cam Thomas, LS – 2021
- 40 Jim Master, UK – 1982
- 39 Danny Schultz, UT – 1963
- 39 Michael Brooks, UT – 1985
- 39 Alvin Lee, UA – 1988
- 39 Bill McCaffrey, VU – 1993

Conference games only:

- 45 Levi Randolph, UA – 2015
- 45 J.J. Frazier, UG – 2017

Consecutive Free Throws Made – Consecutive Seasons

- 50 Travis Ford, UK – 1993-94
- 47 Phil Cox, VU – 1982-83

Rebounds – Game

- *36 Herb Neff, UT vs. Georgia Tech – 1952
- 34 Bill Spivey, UK vs. Xavier – 1951
- 34 Bob Burrow, UK vs. Temple – 1955
- 34 Bailey Howell, MS vs. LSU – 1957
- 33 Jerry Harper, UA vs. Louisiana College – 1955
- 32 Bob Lienhard, UG vs. Sewanee – 1969
- 32 Durand Macklin, LS vs. Tulane – 1977
- 31 Bailey Howell, MS vs. Memphis State – 1957
- 31 Gene Tormohlen, UT vs. Ole Miss – 1957
- 31 Jim Zinn, UF vs. Ole Miss – 1957
- 31 Bailey Howell, MS vs. Southwestern (Tenn.) – 1958
- 31 Neal Walk, UF vs. Alabama – 1968

Rebounds – Season

- 567 Bill Spivey, UK – 1951
- 528 Cliff Hagan, UK – 1952
- 517 Jerry Harper, UA – 1956
- 515 Oscar Tshiebwe, UK – 2022
- 494 Neal Walk, UF – 1968
- 492 Bailey Howell, MS – 1957
- 481 Neal Walk, UF – 1969
- 474 Al Sanders, LS – 1970
- 459 Bob Burrow, UK – 1955
- 456 Jerry Harper, UA – 1955
- 437 Oscar Tshiebwe, UK – 2023

Conference games only:

- 296 Jerry Harper, UA – 1956

Rebounds – Career

- 1,688 Jerry Harper, UA – 1953-56
- 1,279 Leon Douglas, UA – 1973-76
- 1,279 Reggie King, UA – 1976-79
- 1,277 Bailey Howell, MS – 1957-59
- 1,276 Durand Macklin, LS – 1977-81
- 1,223 Clyde Lee, VU – 1964-66
- 1,217 Shaquille O'Neal, LS – 1990-92
- 1,184 Erwin Dudley, UA – 2000-03
- 1,181 Neal Walk, UF – 1966-69
- 1,168 Al Sanders, LS – 1970-72
- 1,129 Eddie Phillips, UA – 1979-82
- 1,116 Bob Lienhard, UG – 1968-70
- 1,113 Gene Tormohlen, UT – 1957-59
- 1,096 Jarvis Varnado, MS – 2007-10
- 1,093 Murphy Holloway, UM – 2008-09, 2011-13
- 1,092 Rickey Brown, MS – 1977-80
- 1,078 Dan Issel, UK – 1968-70

Conference games only:

- 1,044 Jerry Harper, UA – 1953-56

Rebounds Per Game – Season

- 21.5 Jerry Harper, UA (517/24g) – 1956
- 19.8 Neal Walk, UF (494/25g) – 1968
- 19.7 Bailey Howell, MS (492/25g) – 1957
- 19.0 Jerry Harper, UA (456/24g) – 1955
- 17.8 Neal Walk, UF (481/27g) – 1969
- 17.7 Gene Tormohlen, UT (372/21g) – 1959
- 17.7 Bob Burrow, UK (459/26g) – 1955
- 17.3 Bob Pettit, LS (432/25g) – 1954
- 17.2 Bill Spivey, UK (567/33g) – 1951
- 17.0 Jerry Harper, UA (358/21g) – 1953

Conference games only:

- 21.1 Jerry Harper, UA (296/14g) – 1956

Rebounds Per Game – Career

- 18.2 Jerry Harper, UA (1,688/93g) – 1953-56
- 17.0 Bailey Howell, MS (1,277/75g) – 1957-59
- 16.9 Gene Tormohlen, UT (1,113/66g) – 1957-59
- 16.1 Bob Burrow, UK (822/51g) – 1955-56
- 15.5 Clyde Lee, VU (1,223/79g) – 1964-66
- 15.3 Neal Walk, UF (1,181/77g) – 1966-69
- 14.9 Bob Lienhard, UG (1,116/75g) – 1968-70
- 14.8 Bob Pettit, LS (1,039/70g) – 1952-54
- 14.4 Oscar Tshiebwe, UK (951/66g) – 2022-23
- 14.3 Rex Frederick, AU (904/63g) – 1957-59

Conference games only:

- 18.0 Jerry Harper, UA (1,044/58g) – 1953-56

INDIVIDUAL RECORDS

Assists – Game

- *19 Bill Hann, UT vs. Alabama – 1968
- *19 Kenny Higgs, LS vs. Georgia – 1977
- 19 Phil Pressey, MO vs. UCLA – 2013
- 18 Kenny Higgs, LS vs. Tennessee – 1977
- 18 Randy Livingston, LS vs. George Mason – 1995
- 18 Ronald Steele, UA vs. East Tennessee State – 2004
- 17 Jason Williams, UF vs. Duquesne – 1998
- 17 Kenny Higgs, LS vs. Mississippi St. – 1976
- 17 TyTy Washington, UK vs. Georgia – 2022
- 16 Jerry Hoover, UF vs. Alabama – 1971
- 16 Kenny Higgs, LS vs. Vanderbilt – 1976
- 16 Bert Bertelkamp, UT vs. Maryland – 1980
- 16 Ethan Martin, LS vs. Tulane – 1981
- 16 Chuck Evans, MS vs. Mo.-Kansas City – 1993
- 16 John Wall, UK vs. Hartford – 2010
- 16 J'Von McCormick, AU vs. CSUN – 2020

Assists – Season

- 260 Sean Tuohy, UM – 1980
- 246 Tyler Ulis, UK – 2016
- 241 Terry Coner, UA – 1986
- 241 John Wall, UK – 2010
- 240 Phil Pressey, MO – 2013
- 239 Kenny Higgs, LS – 1977
- 235 Chuck Evans, MS – 1993
- 232 Roger Harden, UK – 1986
- 231 Nick Calathes, UF – 2009
- 231 Jared Harper, AU – 2019
- Conference games only:*
- 162 Sean Tuohy, UM (18g) – 1980

Assists – Career

- 830 Sean Tuohy, UM – 1979-82
- 749 Kareem Reid, AR – 1996-99
- 715 Johnny Darden, UT – 1976-79
- 664 Terry Coner, UA – 1984-87
- 656 Sahvir Wheeler, UG/UK – 2020-23
- 646 Dirk Minniefield, UK – 1980-83
- 645 Kenny Higgs, LS – 1975-78
- 644 Alex Caruso, AM – 2012-16
- 638 Ethan Martin, LS – 1977-81
- 633 Dee Bost, MS – 2009-12
- Conference games only:*
- 523 Sean Tuohy, UM – 1979-82

Assists Per Game – Season

- 8.85 Kenny Higgs, LS (239/27g) – 1977
- 8.73 Rodney Woods, UT (227/26g) – 1975
- 8.66 Sean Tuohy, UM (260/30g) – 1980
- 8.35 Johnny Darden, UT (192/23g) – 1978
- 8.19 Johnny Darden, UT (221/27g) – 1977
- 8.10 Chuck Evans, MS (235/29g) – 1993
- 7.96 Al Perry, Mississippi State (207/26g) – 1976
- Conference games only:*
- 9.0 Sean Tuohy, UM (162/18g) – 1980

Assists Per Game – Career

- 7.96 Chuck Evans, MS (454/57g) – 1992-93
- 7.09 Sean Tuohy, UM (830/117g) – 1979-82
- 7.06 Phil Pressey, MO (240/34g) – 2013
- 6.91 Rodney Woods, UT (525/75g) – 1973-75
- 6.55 Johnny Darden, UT (715/109g) – 1976-79
- 6.32 Ennis Whatley, UA (398/63g) – 1982-83
- 6.28 Nick Calathes, UF (452/72g) – 2008-09
- 6.08 Kenny Higgs, LS (645/106g) – 1975-78
- 6.07 Sahvir Wheeler, UG/UK (656/108g) – 2019-23
- 5.91 Tremont Waters, LS (390/66g) – 2018-19
- 5.72 Kareem Reid, AR (749/131g) – 1996-99
- Conference games only:*
- 8.38 Chuck Evans, MS (268/32g) – 1992-93

Blocks – Game

- *14 Roy Rogers, UA vs. Georgia – 1996
- \$13 Kyle Davis, AU vs. Miami – 2001
- 12 Shaquille O'Neal, LS vs. Loyola Marymount – 1990
- 12 Nerlens Noel, UK vs. Ole Miss – 2013
- 12 Walker Kessler, AU vs. Texas A&M – 2022
- 11 Shaquille O'Neal, LS vs. Auburn – 1992
- 11 Shaquille O'Neal, LS vs. Brigham Young – 1992
- 11 Shaquille O'Neal, LS vs. South Carolina – 1992
- 11 Stromile Swift, LS vs. Alabama – 1999
- 11 Walker Kessler, AU vs. LSU – 2022
- 10 Shaquille O'Neal, LS vs. Texas – 1990
- 10 Shaquille O'Neal, LS vs. Florida – 1991
- 10 Roy Rogers, UA vs. LSU – 1996
- 10 Steven Hill, AR vs. Texas State – 2005
- 10 Jarvis Varnado, MS vs. Miami (Fla.) – 2008
- 10 Jarvis Varnado, MS vs. Georgia – 2008
- 10 Jarvis Varnado, MS vs. Kentucky – 2008
- 10 Jarvis Varnado, MS vs. Arkansas – 2010
- 10 Sam Muldrow, SC vs. Vanderbilt – 2011
- 10 Kenny Gabriel, AU vs. Bethune-Cookman – 2012
- 10 Luke Kornet, VU vs. Auburn – 2016

Blocks – Season

- 186 Anthony Davis, UK (40g) – 2012
- 170 Jarvis Varnado, MS (36g) – 2009
- 170 Jarvis Varnado, MS (36g) – 2010
- 157 Shaquille O'Neal, LS (30g) – 1992
- 157 Jarvis Varnado, MS (34g) – 2008
- 156 Roy Rogers, UA (32g) – 1996
- 155 Walker Kessler (34g) – 2022
- 140 Shaquille O'Neal, LS (28g) – 1991
- 126 Kyle Davis, AU (34g) – 2003
- 121 Robert Horry, UA (35g) – 1992

Blocks – Career

- #564 Jarvis Varnado, MS – 2007-10
- 412 Shaquille O'Neal, LS – 1990-92
- 360 Kyle Davis, AU – 2001-04
- 327 Lavon Mercer, UG – 1977-80
- 326 Reginald Buckner, UM – 2010-13
- 318 Steven Hill, AR – 2005-08
- 285 Robert Horry, UA – 1989-92
- 275 Sam Muldrow, SC – 2008-11
- 272 Dwayne Schintzius, UF – 1986-90
- 268 Jamaal Magloire, UK – 1997-00

Blocks Per Game – Season

- 5.2 Shaquille O'Neal, LS (157/30g) – 1992
- 5.0 Shaquille O'Neal, LS (140/28g) – 1991
- 4.9 Roy Rogers, UA (156/32g) – 1996
- 4.7 Jarvis Varnado, MS (170/36g) – 2009
- 4.7 Jarvis Varnado, MS (170/36g) – 2010
- 4.7 Anthony Davis, UK (186/40g) – 2012
- 4.6 Jarvis Varnado, MS (157/34g) – 2008
- 4.6 Walker Kessler, AU (155/34g) – 2022
- 3.7 Kyle Davis, AU (126/34g) – 2003
- 3.6 Jordan Mickey, LS (113/31g) – 2015
- 3.6 Shaquille O'Neal, LS (115/32g) – 1990

Steals – Game

- 10 Anthony Murray, UA vs. Michigan – 1978
- *10 Shawn Griggs, LS vs. Tennessee – 1991
- 9 Robert Shepherd, AR vs. Arizona – 1993
- 8 Gary Hooker, MS vs. Samford – 1976
- 8 Gary Hooker, MS vs. Southwestern La. – 1976
- 8 Eric Laird, UM vs. DePaul – 1983
- 8 Derrick Taylor, LS vs. Hawaii-Loa – 1986
- 8 Clifford Lett, UF vs. Georgia – 1989
- 8 Gerald Glass, UM vs. Christian Brothers – 1989
- 8 Derrick Dennison, AU vs. Michigan State – 1990
- 8 Shawn Griggs, LS vs. Arizona – 1990
- 8 Shawn Griggs, LS vs. Loyola Marymount – 1990
- 8 Clarence Ceasar, LS vs. Auburn – 1994
- 8 Frank Secker, VU vs. Tennessee Tech – 1995
- 8 Wayne Turner, UK vs. George Washington – 1998
- 8 Jeremy Hays, UA vs. Oregon State – 1999
- 8 James Strong, VU vs. Morehead State – 1999
- 8 Rajon Rondo, UK vs. Mississippi St. – 2005
- 8 DeWayne Reed, AU vs. George Washington – 2008
- 8 Anthony Hickey, LS vs. Texas A&M – 2013
- 8 Tremont Waters, LS vs. Texas A&M – 2018
- 8 Ashton Hagans, UK vs. North Carolina – 2019
- 8 Trmont Waters, LS vs. La.-Monroe – 2019
- 8 JD Notae, AR vs. New Mexico St. – 2022
- 8 Cason Wallace, UK vs. Michigan St. – 2023

Steals – Season

- 103 Devan Downey, SC (32g) – 2008
- 102 Clint McDaniel, AR (37g) – 1995
- 96 Tremont Waters, LS (33g) – 2019
- 93 Chuck Eidson, SC (32g) – 2000
- 93 Darryl Joe, LS (39g) – 1987
- 91 Chuck Eidson, SC (37g) – 2002
- 91 D'Moi Hodge, MO (35g) – 2023
- 90 Clarence Ceasar, LS (31g) – 1992
- 89 Pat Hamilton, UG (32g) – 1988
- 89 Gerald Glass, UM (30g) – 1989
- 89 Devan Downey, SC (31g) – 2009

Steals – Career

- 310 Clarence Ceasar, LS – 1992-95
- 279 Ethan Martin, LS – 1977-81
- 277 Devan Downey, SC – 2008-10
- 272 Chuck Eidson, SC – 2000-03
- 272 Alex Caruso, AM – 2012-16
- 263 Trevor Releford, UA – 2011-14
- 259 Sundiata Gaines, UG – 2005-08
- 251 Kareem Reid, AR – 1996-99
- 245 Terris Bright, LS – 2000-03
- 238 Wayne Turner, UK – 1996-99

Steals Per Game – Season

- 3.2 Devan Downey, SC (103/32g) – 2008
- 3.0 Clarence Ceasar, LS (66/22g) – 1995
- 3.0 Gerald Glass, UM (89/30g) – 1989
- 3.0 Chuck Evans, MS (83/28g) – 1992
- 3.0 Clarence Ceasar, LS (80/27g) – 1994
- 2.9 Clarence Ceasar, LS (90/31g) – 1992
- 2.9 Chuck Eidson, SC (93/32g) – 2000
- 2.9 LaMarcus Golden, UT (78/27g) – 1994
- 2.9 Devan Downey, SC (89/31g) – 2009
- 2.9 Anthony Hickey, LS (85/29g) – 2013
- 2.9 Tremont Waters, LS (96/33g) – 2019

#NCAA Record
*Conference Game Record
\$NIT Record



INDIVIDUAL RECORDS

Triple-Doubles

- Pete Maravich (LS) vs. Mississippi State
33p, 11r, 10a – 2/3/69
- ^ Alvin Robertson (AR) at Texas
23p, 11r, 10a – 1/19/84
- Chris Mills (UK) vs. Austin Peay
19p, 10r, 10a – 12/27/88
- Shaquille O'Neal (LS) vs. Texas
16p, 19r, 10b – 1/2/90
- Shaquille O'Neal (LS) vs. Loyola-Marymount
20p, 24r, 12b – 2/3/90
- Shaquille O'Neal (LS) vs. Florida
31p, 21r, 10b – 1/26/91
- Shaquille O'Neal (LS) at South Carolina
19p, 14r, 11b – 2/19/92
- Shaquille O'Neal (LS) vs. Auburn
30p, 20r, 11b – 2/22/92
- Shaquille O'Neal (LS) vs. BYU
26p, 13r, 11b – 3/19/92
- Roy Rogers (UA) vs. Georgia
15p, 12r, 15b – 2/10/96
- Roy Rogers (UA) vs. LSU
27p, 10r, 10b – 2/17/96
- Chuck Eidson (SC) vs. S.C. State
25p, 10r, 10a – 11/29/02
- Lawrence Roberts (MS) vs. Nicholls St.
18p, 11r, 12a – 11/21/04
- Corey Brewer (UF) vs. Jacksonville
15p, 10r, 13a – 12/18/05
- Jamont Gordon (MS) vs. Vanderbilt
15p, 12r, 10a – 2/21/07
- Jarvis Varnado (MS) vs. Kentucky
10p, 12r, 10b – 1/15/08
- Nick Calathes (UF) vs. Creighton
11p, 13r, 11a – 3/21/08
- Tyler Smith (UT) vs. UNC Asheville
12p, 10r, 10a – 12/3/08
- Courtney Fortson (AR) vs. N.C. Central
20p, 10r, 11a – 12/10/08
- Nick Calathes (UF) vs. Georgia
20p, 13r, 10a – 1/28/09
- Jarvis Varnado (MS) vs. Arkansas
17p, 12r, 10b – 1/14/10
- Brad Tinsley (VU) vs. Presbyterian
11p, 10r, 10a – 11/12/10
- Sam Muldrow (SC) vs. Vanderbilt
16p, 14r, 10b – 1/8/11
- Kenny Gabriel (AU) vs. Bethune-Cookman
24p, 13r, 10b – 1/2/12
- Tim Quarterman (LS) vs. Ole Miss
18p, 10r, 10a – 2/28/15
- Luke Kornet (VU) vs. Auburn
11p, 11r, 10b – 1/12/16
- Chris Chiozza (UF) vs. Missouri
12p, 12r, 10a – 2/2/17
- Kira Lewis Jr. (UA) vs. Auburn
10p, 10r, 13a – 2/12/20
- Sahvir Wheeler (UG) vs. LSU
14p, 11r, 13a – 2/23/21
- Walker Kessler (AU) vs. LSU
16p, 10r, 11b – 12/29/21
- Walker Kessler (AU) vs. Texas A&M
12p, 11r, 12b – 2/12/22
- ^ *Achieved while Arkansas was a member of the South-west Conference*

Points – Game

159	LSU vs. Northern Arizona (159-86) – 1992
148	LSU vs. Loyola Marymount (148-141, OT) – 1990
*143	Kentucky vs. Georgia (143-66) – 1956
142	Arkansas vs. Mississippi Valley St. (142-62) – 2021
141	Auburn vs. Troy State (141-116) – 1992
138	Georgia vs. Arkansas A&M (138-91) – 1968
131	Arkansas vs. Montevallo (131-63) – 1994
131	Florida vs. New Hampshire (131-72) – 1999
130	Vanderbilt vs. Ole Miss (130-112) – 1971
130	Arkansas vs. Alcorn State (130-68) – 2010
129	Arkansas vs. Texas Southern (129-63) – 1994
129	Kentucky vs. LSU (129-97) – 1996
128	LSU vs. Louisiana College (128-74) – 1954
128	LSU vs. Tennessee-Martin (128-79) – 1988
128	Arkansas vs. Bethune-Cookman (128-46) – 1992
127	LSU vs. Tulane (127-114) – 1970
127	LSU vs. George Mason (127-104) – 1995
127	Kentucky vs. LSU (127-80) – 1995
126	Kentucky vs. South Carolina (126-81) – 1980
125	Florida vs. Florida A&M (125-50) – 2000

Points – Game (Both Teams)

289	LSU vs. Loyola Marymount (148-141, OT) – 1990
257	Auburn vs. Troy State (141-116) – 1992
245	Ole Miss vs. Baylor (113-132) – 1971
245	Kentucky vs. Kansas (95-150) – 1990
245	LSU vs. Northern Arizona (159-86) – 1992
*242	Vanderbilt vs. Ole Miss (130-112) – 1971
241	LSU vs. Tulane (127-114) – 1970
237	LSU vs. Texas (124-113) – 1990
236	LSU vs. Loyola Marymount (122-114) – 1991
234	Kentucky vs. Northwestern (118-116) – 1966

Points – Season

3,416	Arkansas (39g) – 1995
3,325	Kentucky (40g) – 1997
3,292	Kentucky (36g) – 1996
3,225	Kentucky (38g) – 2017
3,193	Florida (40g) – 2007
3,188	Auburn (40g) – 2019
3,176	Arkansas (34g) – 1994
3,123	Kentucky (39g) – 1998
3,102	Florida (37g) – 2000
3,095	Kentucky (40g) – 2012
<i>Conference games only:</i>	
1,728	Kentucky (18g) – 1971

Field Goals Made – Game

61	LSU vs. Loyola Marymount (95 att) – 1990
61	LSU vs. Northern Arizona (103 att) – 1992
*60	Kentucky vs. Georgia (105 att) – 1956
56	Ole Miss vs. Arkansas A&M (93 att) – 1974
56	LSU vs. Tennessee-Martin (100 att) – 1988
55	Auburn vs. Troy State (84 att) – 1992
54	Tennessee vs. Mexico (112 att) – 1966
54	Kentucky vs. Ole Miss (90 att) – 1971
53	LSU vs. St. Peter's (94 att) – 1975
53	Georgia vs. Whittier (82 att) – 1980

Field Goals Made – Game (Both Teams)

113	LSU (61) vs. Loyola Marymount (52) – 1990
*100	Vanderbilt (52) vs. Ole Miss (48) – 1971
97	LSU (50) vs. Tulane (47) – 1970
96	Kentucky (46) vs. Northwestern (50) – 1967
96	Kentucky (50) vs. Austin Peay (46) – 1999

Field Goals Made – Season

1,238	Kentucky (2631 att) – 1997
1,223	Arkansas (2634 att) – 1995
1,198	Kentucky (2461 att) – 1996
1,197	Kentucky (2412 att) – 1975
1,170	LSU (2327 att) – 1986
1,161	Kentucky (2409 att) – 1998
1,159	LSU (2403 att) – 1970
1,154	Arkansas (2363 att) – 1994
1,134	Kentucky (2396 att) – 2017
1,128	Arkansas (2275 att) – 1992
<i>Conference games only:</i>	
719	Kentucky (1450 att) – 1975

Field Goal Attempts – Game

125	Kentucky (32 m) vs. Indiana Central – 1947
*125	Kentucky (47 m) vs. Ole Miss – 1964
120	Vanderbilt (39 m) vs. Lipscomb – 1953
117	Ole Miss (44 m) vs. Georgia – 1952
115	Mississippi State (45 m) vs. Howard Coll. – 1956
114	LSU (50 m) vs. Louisiana College – 1954
113	Florida (49 m) vs. South Florida – 1972
112	Ole Miss (40 m) vs. Mississippi College – 1951
112	Mississippi State (44 m) vs. Union – 1961
112	Tennessee (54 m) vs. Mexico – 1966

Field Goal Attempts – Game (Both Teams)

219	Alabama (95) vs. South Florida (124) – 1972
*218	Ole Miss (117) vs. Georgia (101) – 1952
209	Kentucky (125) vs. Ole Miss (84) – 1964
205	Ole Miss (89) vs. Southern Miss (116) – 1971
197	Vanderbilt (103) vs. Alabama (94) – 1953

Field Goal Attempts – Season

3,456	Kentucky (1082 m) – 1948
3,232	Kentucky (1018 m) – 1947
3,013	Kentucky (1029 m) – 1951
2,829	Kentucky (1043 m) – 1952
2,756	Kentucky (903 m) – 1949
2,634	Arkansas (1223 m) – 1995
2,631	Kentucky (1238 m) – 1997
2,461	Kentucky (1198 m) – 1996
2,439	Auburn (1097 m) – 2019
2,412	Kentucky (1197 m) – 1970
<i>Conference games only:</i>	
1,450	Kentucky (719 m) – 1975

Field Goal Percentage – Game

76.5	Kentucky (13-17) vs. Notre Dame – 1982
*76.3	Ole Miss (29-38) vs. Vanderbilt – 1983
76.2	Georgia (32-42) vs. Chattanooga – 1981
75.0	Kentucky (24-32) vs. Notre Dame – 1982
75.0	Tennessee (24-32) vs. Ole Miss – 1982
74.6	Florida (44-59) vs. Missouri Western – 1981
72.9	Ole Miss (27-37) vs. Mississippi State – 1980
72.7	Alabama (40-55) vs. New Orleans – 1987
72.2	Kentucky (39-54) vs. Mississippi State – 1999
71.4	LSU (50-70) vs. Clemson – 1970

Field Goal Percentage – Season

55.6	Kentucky (869-1564) – 1983
54.3	Ole Miss (696-1281) – 1982
54.2	Tennessee (792-1462) – 1982
54.1	Kentucky (1040-1922) – 1978
53.9	Alabama (998-1851) – 1986
53.5	Tennessee (984-1839) – 1977
52.8	Tennessee (927-1756) – 1975
52.6	Florida (1125-2138) – 2007
52.2	Georgia (969-1855) – 1986
52.2	Georgia (874-1675) – 1979
<i>Conference games only:</i>	
56.1	Tennessee (483-860) – 1982

Three-Point Field Goals Made – Game

23	Alabama at LSU (43 att) – 2021
22	Alabama at Auburn (59 att) – 2020
22	Auburn at South Alabama (41 att) – 2021
21	Kentucky vs. North Carolina (48 att) – 1990
21	Arkansas vs. Troy State (37 att) – 1997
21	Auburn vs. Coastal Carolina (42 att) – 2017
21	Alabama vs. Jacksonville St. (46 att) – 2023
20	Arkansas vs. Texas Southern (36 att) – 1994
*20	Kentucky vs. LSU (35 att) – 1995
*20	Alabama vs. LSU (54 att) – 2023

Three-Point Field Goals Made – Season

454	Auburn (1204 att) – 2019
363	Alabama (1066 att) – 2023
361	Arkansas (917 att) – 1995
357	Florida (939 att) – 2012
348	Alabama (989 att) – 2021
346	Vanderbilt (921 att) – 2017
340	Kentucky (862 att) – 1993
334	Alabama (957 att) – 2020
329	Mississippi State (918 att) – 2010
327	Tennessee (893 att) – 2007

Three-Point Field Goals Made Per Game – Season

11.35	Auburn (454/40g) – 2019
10.77	Alabama (334/21g) – 2020
10.55	Alabama (348/33g) – 2021
10.08	Alabama (363/36g) – 2023
10.04	Kentucky (281/28g) – 1990
10.00	Kentucky (340/34g) – 1993
9.89	Florida (277/28g) – 1998
9.89	Vanderbilt (346/35g) – 2017
9.65	Florida (357/37g) – 2012
9.53	Auburn (324/34g) – 2018

Three-Point Field Goal Attempts – Game

59	Alabama vs. Auburn (22 m) – 2020
54	Arkansas vs. North Texas (19 m) – 1999
54	Alabama vs. LSU (20 M) – 2023
53	Kentucky vs. Southwestern La. (15 m) – 1990
50	Tennessee vs. North Carolina A&T (14 m) – 2008
48	Kentucky vs. North Carolina (21 m) – 1990
47	Kentucky vs. Furman (19 m) – 1990
*46	Kentucky vs. LSU (17 m) – 1990
46	Alabama vs. Jacksonville St. (21 m) – 2023
45	Arkansas vs. Delaware State (18 m) – 1994

Three-Point Field Goal Attempts – Season

1204	Auburn (454 m) – 2019
1066	Alabama (363 m) – 2023
989	Alabama (348 m) – 2021
987	Alabama (305 m) – 2022
957	Alabama (334 m) – 2020
939	Florida (357 m) – 2012
921	Vanderbilt (346 m) – 2017
918	Mississippi State (329 m) – 2010
917	Arkansas (361 m) – 1995
913	Vanderbilt (310 m) – 2022



TEAM RECORDS

Three-Point Field Goal Percentage – Game (Min. 10 att)

76.9	Florida vs. Western Carolina (10-13) – 1986
*76.5	Auburn vs. Georgia (13-17) – 1992
71.4	Florida vs. California (10-14) – 1986
71.4	Alabama vs. Seton Hall (10-14) – 2011
70.6	LSU at South Alabama (12-17) – 2011
70.6	Georgia vs. Texas (12-17) – 2019
70.0	Georgia vs. South Carolina (7-10) – 2000
68.8	Georgia vs. Kentucky (11-16) – 2009
68.8	South Carolina vs. Georgia (11-16) – 2019
68.4	Kentucky vs. Alabama (13-19) – 2005
68.2	Florida vs. Stanford (15-22) – 2018

Three-Point Field Goal Percentage – Season

45.2	Auburn (182-403) – 1992
44.3	Alabama (168-379) – 1987
43.7	Florida (196-449) – 1987
43.1	Vanderbilt (200-464) – 1988
42.9	Vanderbilt (187-436) – 1987
41.8	Alabama (133-318) – 1989
41.6	Georgia (165-397) – 1990
41.4	Vanderbilt (203-490) – 1989
41.2	Vanderbilt (262-636) – 1993
40.9	Vanderbilt (231-565) – 1991
40.9	Florida (297-727) – 2007

Free Throws Made – Game

*48	Arkansas (53 att) vs. Ole Miss – 2004
*48	Tennessee (59 att) vs. Kentucky – 1992
46	Florida vs. Florida State – 1962
46	Kentucky (53 att) vs. Vanderbilt – 1963
46	South Carolina (63 att) vs. Memphis – 2016
45	Alabama (59 att) vs. Eastern Kentucky – 1957
45	Tennessee (60 att) vs. George Washington – 2000
44	Kentucky (48 att) vs. Vanderbilt – 1980
42	Tennessee (57 att) vs. South Carolina – 1960
42	Tennessee (51 att) vs. Louisville – 1985

Free Throws Made – Game (Both Teams)

*84	Kentucky (44) vs. Vanderbilt (40) – 1980
76	South Carolina (46) vs. Memphis (30) – 2016
71	Kentucky (23) vs. Tennessee (48) – 1992
70	Kentucky (46) vs. Vanderbilt (24) – 1963
68	Ole Miss (41) vs. Vanderbilt (27) – 1955
68	Mississippi State (41) vs. LSU (27) – 2009
67	Tennessee (45) vs. George Washington (22) – 2001
66	Auburn (37) vs. Mississippi State (29) – 2014
65	Florida (29) vs. Miami (36) – 1967
65	Alabama (32) vs. Florida (33) – 1983

Free Throws Made – Season

781	Kentucky (1146 att) – 2014
742	Vanderbilt (956 att) – 1990
703	Missouri (948 att) – 2014
696	Ole Miss (926 att) – 2017
690	Kentucky (981 att) – 2017
685	Kentucky (943 att) – 2015
678	Kentucky (938 att) – 2012
667	LSU (917 att) – 1970
666	Kentucky (858 att) – 1979
662	Texas A&M (872 att) – 2023
<i>Conference games only:</i>	
376	Kentucky (485 att) – 1979

Free Throw Attempts – Game

63	South Carolina (46 m) vs. Memphis – 2016
60	Tennessee (45 m) vs. George Washington – 2000
59	Vanderbilt (39 m) vs. Yale – 1953
59	Alabama (45 m) vs. Eastern Kentucky – 1957
59	Tennessee (48 m) vs. Kentucky – 1992
58	Mississippi State (39 m) vs. Arkansas – 1953
57	Tennessee (42 m) vs. South Carolina – 1960
56	Florida vs. St. Joseph's – 1956
56	Kentucky (40 m) vs. Mississippi State – 1979
56	Mississippi State (39 m) vs. Southeastern La. – 1989

Free Throw Attempts – Season

1146	Kentucky (781 m) – 2014
981	Kentucky (690 m) – 2017
971	Kentucky (649 m) – 2010
964	Alabama (652 m) – 1957
956	Vanderbilt (742 m) – 1990
948	Missouri (703 m) – 2014
944	LSU (653 m) – 1981
943	Kentucky (685 m) – 2015
941	Georgia (642 m) – 2014
938	Kentucky (678 m) – 2012
<i>Conference games only:</i>	
485	Kentucky (376 m) – 1979

Free Throw Percentage – Game (Min. 20 att)

*100.0	Missouri vs. (31-31) Alabama – 2020
100.0	Florida (27-27) vs. Tennessee – 1994
100.0	Vanderbilt (23-23) vs. Florida – 1988
100.0	Ole Miss (22-22) vs. South Alabama – 2009
100.0	Vanderbilt (21-21) vs. Virginia – 1990
@97.2	Vanderbilt (35-36) vs. Mississippi State – 1986
96.7	Georgia (29-30) vs. Mississippi State – 1998
96.4	Auburn (27-28) vs. Alabama – 1960
96.4	Texas A&M (27-28) vs. Alabama – 2023
96.3	Georgia (26-27) vs. Ole Miss – 2011
<i>@NCAA record (Min. 35 made)</i>	

Free Throw Percentage – Game (Min. 15 att)

100.0	Kentucky (19-19) vs. Duke – 1950
*100.0	Kentucky (19-19) vs. Mississippi State – 1983
100.0	Kentucky (18-18) vs. Utah – 2003
100.0	Kentucky (18-18) vs. Austin Peay – 2010
*100.0	Alabama (18-18) vs. LSU – 2018
*100.0	LSU (17-17) vs. Kentucky – 2004
100.0	Tennessee (17-17) vs. Cincinnati – 2020
*100.0	Vanderbilt (16-16) vs. Tennessee – 1974
*100.0	Arkansas (16-16) vs. Kentucky – 2014
*100.0	Vanderbilt (16-16) vs. Georgia – 2018
*100.0	Texas A&M (16-16) vs. Florida – 2022
*100.0	Texas A&M (16-15) vs. Kentucky – 2023
*100.0	Mississippi State (15-15) vs. Tennessee – 1974
*100.0	Ole Miss (15-15) vs. Auburn – 2022

Free Throw Percentage – Season

80.2	Vanderbilt (477-595) – 1974
79.7	Kentucky (560-703) – 2020
79.3	Tulane (390-492) – 1963
79.2	Tennessee (538-679) – 1979
79.2	Auburn (476-601) – 1966
78.7	Alabama (521-622) – 1987
78.3	Ole Miss (461-589) – 2019
78.0	Missouri (476-610) – 2020
77.8	Tennessee (438-563) – 1969
77.7	Vanderbilt (513-660) – 2017
<i>Conference games only:</i>	
81.4	Vanderbilt (310-381) – 1974

Rebounds – Game

#*108	Kentucky vs. Ole Miss – 1964
90	Vanderbilt vs. Sewanee – 1954
88	Tennessee vs. Mexico – 1966
85	Mississippi State vs. Louisiana College – 1962
84	Ole Miss vs. Indiana State-Evansville – 1976
82	Mississippi State vs. Union – 1961
82	Alabama vs. South Florida – 1972
80	Tulane vs. Ole Miss – 1966
80	LSU vs. Tulane – 1978
79	Auburn vs. Jacksonville State – 1958
79	Florida vs. South Florida – 1972

Rebounds – Season

2,109	Kentucky – 1951
1,817	Kentucky – 1952
1,691	LSU – 1970
1,680	Kentucky – 1955
1,640	Kentucky – 1998
1,615	Kentucky – 1954
1,608	Kentucky – 2014
1,600	Alabama – 2023
1,584	Kentucky – 2010
1,582	Vanderbilt – 1951

Rebounds Per Game

64.6	Kentucky (1680/26g) – 1955
64.6	Kentucky (1615/25g) – 1954
62.0	Kentucky (2109/34g) – 1951
58.6	Vanderbilt (1466/25g) – 1964
58.6	Vanderbilt (1582/27g) – 1951
57.7	Kentucky (1502/26g) – 1956
56.8	Kentucky (1817/32g) – 1952
54.1	Florida (1245/23g) – 1956
54.0	Alabama (1296/25g) – 1955
52.8	Florida (1319/25g) – 1968
52.7	Auburn (1161/22g) – 1958

Assists – Game

40	Arkansas vs. Troy State – 1997
38	LSU vs. George Mason – 1995
37	Florida vs. Chicago State – 1972
36	Florida vs. Virginia Tech – 1973
35	Arkansas vs. Montevallo – 1994
35	Kentucky vs. San Jose State – 1996
34	Mississippi State vs. Chicago State – 1976
34	Georgia vs. Bethune-Cookman – 1994
34	Tennessee vs. UNC Asheville – 2010
33	Ole Miss vs. Sam Houston State – 1989
33	LSU vs. Loyola Marymount – 1991
33	Auburn vs. Troy State – 1992
33	Auburn vs. LSU – 1994
33	Kentucky vs. Mt St. Mary's – 1995
33	Kentucky vs. Kentucky State – 2001
33	Kentucky vs. Arizona State – 2017

Assists – Season

783	Kentucky (36g) – 1996
776	Kentucky (40g) – 1997
721	Arkansas (39g) – 1995
691	Kentucky (39g) – 1998
688	Florida (34g) – 1987
687	Arkansas (34g) – 1994
674	Arkansas (34g) – 1992
665	Kentucky (34g) – 1993
661	Kentucky (36g) – 1992
661	Tennessee (37g) – 2019

Assists Per Game

23.7	LSU (616/26g) – 1975
21.8	Kentucky (783/36g) – 1996
20.7	LSU (538/26g) – 1976
20.2	Florida (688/34g) – 1987
20.2	Arkansas (687/34g) – 1994
19.8	Arkansas (674/34g) – 1992
19.6	Kentucky (647/33g) – 1995
19.6	Kentucky (665/34g) – 1993
19.4	Kentucky (776/40g) – 1997
19.3	LSU (520/27g) – 1977

Blocks – Game

18	Arkansas vs. Missouri – 1996
18	Kentucky vs. St. John's – 2012
17	Kentucky vs. Morehead State – 1998
17	Auburn vs. Nicholls State – 2012
16	LSU vs. Texas – 1990
*16	Kentucky vs. Georgia – 1991
16	Kentucky vs. Morehead State – 1996
*16	Mississippi State vs. Georgia – 2008
16	LSU vs. Alcorn State – 2009
*16	South Carolina vs. Kentucky – 2009

Blocks – Season

344	Kentucky (40g) – 2012
273	Kentucky (38g) – 2010
272	Auburn (34g) – 2022
271	Mississippi State (36g) – 2009
271	Mississippi State (36g) – 2010
268	Kentucky (39g) – 2015
267	Mississippi State (34g) – 2008
240	Kentucky (39g) – 1998
239	Kentucky (38g) – 2011
238	Kentucky (36g) – 2009

Blocks Per Game

8.6	Kentucky (344/40g) – 2012
8.0	Auburn (272/34g) – 2022
7.9	Mississippi State (267/34g) – 2008
7.5	Mississippi State (271/36g) – 2009
7.5	Mississippi State (271/36g) – 2010
7.2	Kentucky (273/38g) – 2010
7.0	LSU (225/32g) – 1990
6.9	Kentucky (268/39g) – 2015
6.7	LSU (206/31g) – 1992
6.6	LSU (198/30g) – 1991
6.6	LSU (236/36g) – 2006
6.6	Kentucky (238/36g) – 2009
6.6	Kentucky (217/33g) – 2013

Steals – Game

27	Mississippi State vs. Samford – 1976
27	Mississippi State vs. Southwestern La. – 1976
26	Arkansas vs. Louisiana-Monroe – 2000
25	Georgia vs. Yale – 1985
25	Florida vs. Morehead State – 1999
24	Ole Miss vs. Christian Brothers – 1988
24	Florida vs. Central Florida – 1996
24	Vanderbilt vs. Campbell – 1999
24	Arkansas vs. Maryland-Eastern Shore – 2001
*23	Kentucky vs. Mississippi State – 1991
*23	LSU vs. Tennessee – 1991
23	Kentucky vs. Tennessee-Martin – 1994
*23	Florida vs. LSU – 1999

Steals – Season

480	Kentucky (40g) – 1997
445	Arkansas (39g) – 1995
435	Kentucky (36g) – 1996
394	Kentucky (34g) – 1994
393	Texas A&M (38g) – 2022
379	Arkansas (34g) – 2000
373	LSU (34g) – 2022
369	Auburn (40g) – 2019
368	Kentucky (36g) – 1992
365	Florida (37g) – 2000
365	Arkansas (31g) – 2001

Steals Per Game

12.1	Kentucky (435/36g) – 1996
12.0	Kentucky (480/40g) – 1997
11.8	Arkansas (365/31g) – 2001
11.5	Kentucky (394/34g) – 1994
11.4	Arkansas (445/39g) – 1995
11.4	Georgia (342/30g) – 1991
11.4	Arkansas (352/31g) – 1993
11.1	Arkansas (379/34g) – 2000
11.1	Arkansas (356/32g) – 1998
11.0	Kentucky (309/28g) – 1990

#NCAA Record

*Conference Game Record

\$NIT Record



TEAM DEFENSIVE RECORDS

Points Allowed – Game (1933-49)

#6	Kentucky vs. Arkansas State (75-6) – 1945
9	Kentucky vs. Tulane (38-9) – 1934
9	LSU vs. Sewanee (60-9) – 1934
11	Kentucky vs. Tulane (42-11) – 1933
11	Tennessee vs. Tennessee Wesleyan (51-11) – 1933

Points Allowed – Game (Since 1950)

#6	Tennessee vs. Temple (11-6) – 1974
11	Kentucky vs. Cincinnati (24-11) – 1984
16	Mississippi State vs. Ole Miss (23-16) – 1959
18	Kentucky vs. Western Ontario (90-18) – 1950
20	Georgia vs. Mississippi State (26-20) – 1982
23	Ole Miss vs. Mississippi State (16-23) – 1959
24	LSU vs. Nicholls State (68-24) – 2003
25	Missouri vs. Arkansas-Pine Bluff (78-25) – 2016
26	Mississippi State vs. Georgia (20-26) – 1982
27	Florida vs. Southern (83-27) – 2006
28	Kentucky vs. Montana State (86-28) – 2015
30	Ole Miss vs. Southwestern (Tenn.) (89-30) – 1951
30	Florida vs. Florida State (50-30) – 1967
30	Ole Miss vs. Mississippi State (54-30) – 1982

Points Allowed – Season

1,254	Auburn (24g) – 1962
1,278	Auburn (22g) – 1961
1,391	Tennessee (25g) – 1965
1,399	Tennessee (24g) – 1964
1,499	Tennessee (26g) – 1966
1,511	Tennessee (28g) – 1967
1,548	Tennessee (26g) – 1968
1,552	Mississippi State (27g) – 1982
1,568	Florida (25g) – 1965

Points Per Game

52.3	Auburn (1,254 in 24g) – 1962
54.0	Tennessee (1,511 in 28g) – 1967
54.3	Kentucky (2,118 in 39g) – 2015
54.4	Florida (2,012 in 37g) – 2013
55.7	Tennessee (1,391 in 25g) – 1965
56.4	Ole Miss (1,692 in 30g) – 1982
57.5	Mississippi State (1,552 in 27g) – 1982
57.7	Tennessee (1,499 in 26g) – 1966
57.7	Tennessee (2,022 in 35g) – 2023
58.1	Alabama (1918/33g) – 2012
58.1	Auburn (1,278 in 22g) – 1961
58.1	Kentucky (1,975 in 34g) – 1984

Field Goals Allowed – Season

499	Tennessee (1335 att) – 1965
532	Tennessee (1399 att) – 1964
557	Tennessee (1437 att) – 1997
569	Tennessee (1318 att) – 1967
577	Tennessee (1412 att) – 1968
580	Tennessee (1495 att) – 1986
585	Tennessee (1476 att) – 1995
598	Auburn (1446 att) – 1967
598	Florida (1524 att) – 1964
599	Auburn (1441 att) – 1965
599	Mississippi State (1138 att) – 1982
599	Tennessee (1492 att) – 2021

Field Goal Percentage Defense – Season

35.4	Kentucky (750-2116) – 2015
37.0	Mississippi State (790-2137) – 2008
37.1	Alabama (859-2318) – 2023
37.2	Tennessee (686-1845) – 2023
37.3	Tennessee (499-1335) – 1965
37.4	Kentucky (889-2379) – 2012
37.6	Alabama (771-2048) – 1995
37.8	Kentucky (875-2314) – 2010
38.0	Tennessee (532-1399) – 1964
38.1	Kentucky (823-2162) – 1999

Three-Point Field Goals Allowed – Season

59	Ole Miss (206 att) – 1987
75	Tennessee (238 att) – 1988
83	Kentucky (228 att) – 1987
84	Tennessee (238 att) – 1987
89	Mississippi State (283 att) – 1988
90	Ole Miss (223 att) – 1988
99	Kentucky (304 att) – 1991
112	Tennessee (294 att) – 1990
114	Georgia (328 att) – 1989
116	Tennessee (310 att) – 1989
116	Auburn (336 att) – 1991

Three-Point Field Goal Percentage Defense – Season

26.4	Tennessee (202-765) – 2023
27.1	Kentucky (175-646) – 2015
27.2	Arkansas (64-602) – 2020
28.1	Alabama (196-698) – 2023
28.2	LSU (243-863) – 2022
28.5	Florida (206-722) – 2007
28.6	Ole Miss (59-206) – 1987
28.7	Ole Miss (126-439) – 1996
28.8	Texas A&M (191-664) – 2014
28.8	Missouri (173-601) – 2020

Free Throws Allowed – Season

236	South Carolina (373 att) – 2001
267	Vanderbilt (401 att) – 1978
280	Georgia (427 att) – 1980
283	Tennessee (426 att) – 1976
283	Mississippi State (427 att) – 1987
288	Auburn (411 att) – 1986
289	LSU (446 atts) – 2004
294	Vanderbilt (452 atts) – 1991
297	Vanderbilt (423 att) – 1975
297	Vanderbilt (429 att) – 1976

Free Throw Percentage Defense – Season

60.8	Auburn (322-530) – 1995
61.6	LSU (413-671) – 1994
61.5	Tennessee (318-517) – 1972
62.0	Mississippi State (401-647) – 1991
62.3	LSU (403-647) – 1993
62.5	Auburn (417-667) – 1999
62.5	Florida (379-606) – 2009
62.6	Vanderbilt (352-562) – 1993
63.0	Vanderbilt (427-678) – 2010
63.2	South Carolina (354-560) – 1992

Rebounds Allowed – Game

*11	Mississippi State vs. Georgia – 1982
*11	Ole Miss vs. Mississippi State – 1982
14	Tennessee vs. Mississippi State – 1982
15	LSU vs. Florida – 1990
15	Mississippi State vs. Princeton – 1996
15	Kentucky vs. North Dakota – 2019
16	LSU vs. Nicholls State – 2003
16	Georgia vs. Santa Clara – 1993
16	Mississippi State vs. Tennessee – 1984
16	Ole Miss vs. Presbyterian – 2008
16	South Carolina vs. Holy Cross – 2017
16	Mississippi St. vs. Tulane – 2020
16	Texas A&M vs. South Carolina – 2023

Rebounds Allowed – Season

705	Ole Miss (30g) – 1982
708	Florida (25g) – 1965
708	Mississippi State (27g) – 1982
722	Tennessee (30g) – 1990
786	Mississippi State (28g) – 1984
790	Tennessee (25g) – 1965
798	Tennessee (30g) – 1982
824	Auburn (28g) – 1982
831	Florida (25g) – 2021
843	Mississippi State (28g) – 1985
846	Tennessee (29g) – 1981
846	Vanderbilt (29g) – 1982

Rebounds Per Game

23.5	Ole Miss (705 in 30g) – 1982
24.1	Tennessee (722 in 30g) – 1990
26.2	Mississippi State (708 in 27g) – 1982
26.6	Tennessee (798 in 30g) – 1982
28.1	Mississippi State (786 in 28g) – 1984
28.3	Florida (708 in 25g) – 1965
28.4	Ole Miss (853 in 30g) – 1981
28.5	Auburn (882 in 31g) – 1984
28.6	Kentucky (1029 in 36g) – 1986

#NCAA Record

*Conference Game Record

\$NIT Record

Note: Does not count totals from teams that played less than 25 game during the shortened 2020-21 season

Games Played

40	Kentucky (35-5) – 1997
40	Florida (35-5) – 2007
40	Kentucky (38-2) – 2012
40	Kentucky (29-11) – 2014
40	Auburn (30-10) – 2019
40	Texas A&M (27-13) – 2022
39	Kentucky (36-3) – 1948
39	LSU (24-15) – 1987
39	Arkansas (32-7) – 1995
39	Kentucky (35-4) – 1998
39	Florida (33-6) – 2006
39	Florida (36-3) – 2014
39	Kentucky (38-1) – 2015
38	LSU (26-12) – 1986
38	South Carolina (23-15) – 2006
38	Kentucky (35-3) – 2010
38	Kentucky (29-9) – 2011
38	Kentucky (32-6) – 2017

Total Wins

38	Kentucky (lost 2) – 2012
38	Kentucky (lost 1) – 2015
36	Kentucky (lost 3) – 1948
36	Florida (lost 3) – 2014
35	Kentucky (lost 5) – 1997
35	Kentucky (lost 4) – 1998
35	Florida (lost 5) – 2007
35	Kentucky (lost 3) – 2010
34	Kentucky (lost 3) – 1947
34	Kentucky (lost 2) – 1996
33	Florida (lost 6) – 2006
32	Kentucky (lost 2) – 1949
32	Kentucky (lost 2) – 1951
32	Kentucky (lost 4) – 1986
32	Arkansas (lost 7) – 1995
32	Kentucky (lost 4) – 2003
32	Kentucky (lost 6) – 2017
31	LSU (lost 5) – 1981
31	Tennessee (lost 5) – 2008
31	Arkansas (lost 3) – 1994
31	Tennessee (lost 6) – 2019
31	Alabama (lost 5) – 2023
30	Kentucky (lost 2) – 1978
30	Kentucky (lost 4) – 1993
30	Auburn (lost 10) – 2019
30	Kentucky (lost 7) – 2019

Conference Wins

18	Florida (lost 0) – 2014
18	Kentucky (lost 0) – 2015
17	Kentucky (lost 1) – 1970
17	LSU (lost 1) – 1981
17	Kentucky (lost 1) – 1986
16	Kentucky (lost 2) – 1969
16	Kentucky (lost 2) – 1971
16	Kentucky (lost 2) – 1977
16	Tennessee (lost 2) – 1977
16	Kentucky (lost 2) – 1978
16	Alabama (lost 2) – 1987
16	Kentucky (lost 0) – 1996
16	Kentucky (lost 0) – 2003
16	Kentucky (lost 0) – 2012
16	Kentucky (lost 2) – 2017
16	LSU (lost 2) – 2019
16	Alabama (lost 2) – 2021
16	Alabama (lost 2) – 2023

Total Losses

26	Georgia (won 6) – 2022
24	Missouri (won 8) – 2017
23	LSU (won 3) – 1967
23	Auburn (won 9) – 2013
23	Missouri (won 9) – 2015
23	Vanderbilt (won 9) – 2019
22	Georgia (won 3) – 1952
22	Georgia Tech (won 2) – 1954
22	Tulane (won 1) – 1964
22	Florida (won 5) – 1982
22	Mississippi State (won 6) – 1986
22	Tennessee (won 12) – 1991
22	Tennessee (won 5) – 1994
22	Mississippi State (won 10) – 2013

Conference Losses

18	Vanderbilt (won 0) – 2019
17	LSU (won 1) – 1967
17	Alabama (won 1) – 1969
17	Georgia (won 1) – 2022
16	Tulane (won 2) – 1935
16	Georgia (won 2) – 1974
16	Ole Miss (won 2) – 1976
16	Florida (won 2) – 1980
16	Florida (won 2) – 1982
16	Auburn (won 2) – 1989
16	LSU (won 2) – 2017
16	Missouri (won 2) – 2017
16	Georgia (won 2) – 2019
16	LSU (won 2) – 2023

Consecutive Wins

38	Kentucky – 2015
32	Kentucky – 1954-55
30	Auburn – 1957-59
30	Florida – 2014
27	Kentucky – 1995-96
26	Kentucky – 1945-47
26	LSU – 1980-81
26	Kentucky – 2002-03
25	Kentucky – 1965-66
24	Kentucky – 1933-34
24	Kentucky – 2012
23	Kentucky – 1951-52

Consecutive Losses

19	Vanderbilt – 2019
16	Ole Miss – 1975-76
15	Alabama – 1968-69
15	LSU – 2017
14	Vanderbilt – 1934-36
14	Mississippi State – 1954-55
14	LSU – 1966-67
14	Florida – 1981-82
14	Florida – 1989-90
14	LSU – 2023
13	Auburn – 1946-47
13	Georgia – 1951-52
13	Mississippi State – 2014
13	Missouri – 2015
13	Missouri – 2017

Regular Season Only – Consecutive Conference Wins

51	Kentucky – 1950-54
43	Kentucky – 1946-50
32	Kentucky – 1933-36
26	Kentucky – 1995-96
23	Auburn – 1958-59
20	Kentucky – 2011-13
19	Kentucky – 2002-04

Regular Season Only – Consecutive Conference Losses

24	Sewanee – 1938-40
22	Alabama – 1968-70
18	Vanderbilt – 2019
16	Mississippi State – 1945-46
16	Mississippi State – 1981-82
14	Auburn – 1945-47
14	LSU – 1966-67
14	Missouri – 2016-17
14	LSU – 2017
14	LSU – 2023
13	Mississippi State – 2014
13	Missouri – 2015
12	Ole Miss – 1940-41
11	Mississippi State – 1944-46
11	Mississippi State – 1954-55
11	Ole Miss – 1965-66
11	Georgia – 1974-75
11	Vanderbilt – 1984-85

Consecutive Conference Home Wins

70	Kentucky – 1939-55
49	Kentucky – 1967-73
40	Alabama – 1929-35
34	Kentucky – 1955-59
27	Kentucky – 2015-present
26	LSU – 1933-36
23	Kentucky – 1980-82
22	Auburn – 1957-60
22	Tennessee – 1975-78
22	Kentucky – 1989-92
22	Kentucky – 1999-02
21	Tennessee – 1966-68
20	LSU – 1952-54
20	Mississippi State – 1957-59



ANNUAL TEAM LEADERS

Scoring Offense

Year	Team	G	Pts.	Avg.
1961	Mississippi State	25	1925	77.0
1962	Kentucky	26	2141	82.3
1963	Kentucky	25	1893	75.7
1964	Kentucky	27	2326	86.1
1965	Kentucky	25	2109	84.4
1966	Kentucky	29	2519	86.9
1967	Kentucky	26	2151	82.7
1968	Kentucky	27	2400	88.9
1969	Kentucky	28	2542	90.8
1970	Kentucky	28	2709	96.8
1971	Kentucky	28	2670	95.4
1972	Alabama	26	2278	87.6
1973	Kentucky	28	2341	83.6
1974	LSU	26	2129	81.9
1975	Kentucky	31	2858	92.2
1976	LSU	26	2146	82.5
1977	Tennessee	28	2399	85.7
1978	Kentucky	32	2693	84.2
1979	LSU	29	2401	82.8
1980	Vanderbilt	26	2063	79.3
1981	LSU	36	2851	79.2
1982	Alabama	31	2375	76.6
1983	Alabama	32	2387	74.6
1984	LSU	29	2160	74.5
1985	Georgia	31	2378	76.7
1986	Georgia	30	2336	77.9
1987	Florida	28	2864	84.2
1988	Vanderbilt	31	2441	78.7
1989	LSU	32	2966	92.7
1990	LSU	32	2921	91.3
1991	LSU	30	2713	90.4
1992	Arkansas	34	3053	89.8
1993	Kentucky	34	2975	87.5
1994	Arkansas	34	3176	93.4
1995	Arkansas	39	3416	87.6
1996	Kentucky	36	3292	91.4
1997	Kentucky	40	3325	83.1
1998	Arkansas	33	2716	82.3
1999	Auburn	33	2680	81.2
2000	Florida	37	3102	83.8
2001	Florida	31	2509	80.9
2002	Florida	31	2495	80.5
2003	Georgia	27	2138	79.2
2004	Mississippi State	30	2318	77.3
2005	Florida	32	2438	76.2
2006	Tennessee	30	2413	80.4
2007	Tennessee	35	2831	80.9
2008	Tennessee	36	2946	81.8
2009	Tennessee	34	2665	78.4
2010	Kentucky	38	3012	79.3
2011	Vanderbilt	34	2581	75.9
2012	Kentucky	40	3095	77.4
2013	Ole Miss	36	2779	77.2
2014	Arkansas	34	2723	80.1
2015	Arkansas	36	2787	77.4
2016	Kentucky	36	2861	79.5
2017	Kentucky	38	3225	84.9
2018	Auburn	34	2783	81.9
2019	Tennessee	37	3035	82.0
2020	Alabama	31	2542	82.0
2021	LSU	29	2371	81.8
2022	Alabama	33	2623	79.5
2023	Alabama	36	2963	82.3

Scoring Defense

Year	Team	G	Pts.	Avg.
1961	Auburn	22	1278	58.1
1962	Auburn	24	1254	52.3
1963	Auburn	22	1312	59.6
1964	Tennessee	24	1399	58.3
1965	Tennessee	25	1391	55.7
1966	Tennessee	26	1499	57.7
1967	Tennessee	28	1511	54.0
1968	Tennessee	26	1548	59.5
1969	Tennessee	28	1651	59.0
1970	Tennessee	25	1608	64.3
1971	Tennessee	28	1908	68.1
1972	Tennessee	25	1610	64.4
1973	Ole Miss	26	1745	67.1
1974	Tennessee	26	1736	66.8
1975	Alabama	27	1994	73.9
1976	Alabama	28	1933	69.0
1977	Kentucky	30	2070	69.1
1978	Mississippi State	27	1813	67.1
1979	Vanderbilt	27	1849	68.5
1980	Georgia	27	1774	65.7
1981	Ole Miss	30	1842	61.4
1982	Ole Miss	30	1692	56.4
1983	Kentucky	31	1937	62.5
1984	Kentucky	34	1975	58.1
1985	Alabama	33	1982	60.1
1986	Kentucky	36	2204	61.2
1987	Mississippi State	28	1834	65.5
1988	Mississippi State	29	1885	65.0
1989	Alabama	31	2167	69.9
1990	Alabama	35	2151	61.5
1991	Vanderbilt	30	2116	70.5
1992	Florida	33	2189	66.3
1993	Kentucky	34	2374	69.8
1994	Florida	37	2514	67.9
1995	Tennessee	27	1711	63.4
1996	Tennessee	29	1827	63.0
1997	Tennessee	27	1663	61.6
1998	LSU	27	1765	65.4
1999	Auburn	33	2033	61.6
2000	LSU	34	2132	62.7
2001	Ole Miss	35	2262	64.6
2002	South Carolina	37	2279	61.6
2003	Mississippi State	31	1852	59.7
2004	South Carolina	34	2130	62.6
2005	Kentucky	34	2127	62.6
2006	South Carolina	38	2379	62.6
2007	Florida	40	2504	62.6
2008	Mississippi State	34	2228	65.5
2009	Auburn	36	2354	65.4
2010	Alabama	32	2073	64.8
2011	Alabama	37	2198	59.4
2012	Alabama	33	1918	58.1
2013	Florida	37	2012	54.4
2014	Florida	39	2253	57.8
2015	Kentucky	39	2118	54.3
2016	Texas A&M	37	2458	66.4
2017	Alabama	34	2200	64.7
2018	Tennessee	35	2301	65.7
2019	Florida	36	2289	63.6
2020	Tennessee	31	1990	64.2
2021	Tennessee	27	1714	63.5
2022	Tennessee	35	2203	62.9
2023	Tennessee	35	2022	57.8

Scoring Margin

Year	Team	Pts.	Opp.	Diff
1969	Kentucky	92.2	78.5	13.7
1970	Kentucky	96.8	80.5	16.3
1971	Kentucky	95.4	84.8	10.6
1972	Kentucky	82.5	74.8	7.7
1973	Kentucky	83.6	74.9	8.7
1974	Alabama	81.7	69.8	10.9
1975	Kentucky	92.2	78.5	13.7
1976	Alabama	78.6	69.0	9.6
1977	Kentucky	83.6	69.1	14.5
1978	Kentucky	84.2	69.8	13.4
1979	LSU	82.8	74.8	8.0
1980	Kentucky	76.7	66.4	10.3
1981	LSU	79.2	68.0	11.2
1982	Kentucky	73.3	66.4	6.9
1983	Georgia	74.4	64.7	9.7
1984	Kentucky	68.2	58.1	10.1
1985	Georgia	76.7	66.8	9.9
1986	Kentucky	74.1	61.2	12.9
1987	Florida	84.2	71.9	12.3
1988	Kentucky	77.0	68.9	8.1
1989	Tennessee	84.0	77.8	6.2
1990	Alabama	71.7	61.5	10.2
1991	Georgia	81.7	71.4	10.3
1992	Arkansas	89.8	76.9	12.9
1993	Kentucky	87.5	69.8	17.7
1994	Arkansas	93.4	75.6	17.9
1995	Kentucky	87.4	69.0	18.4
1996	Kentucky	91.4	69.4	22.1
1997	Kentucky	83.1	62.8	20.3
1998	Kentucky	80.1	67.0	13.1
1999	Auburn	81.2	61.6	19.6
2000	Florida	83.8	68.9	15.0
2001	Florida	80.9	67.1	13.8
2002	Florida	80.5	66.6	13.9
2003	Kentucky	77.3	64.1	13.1
2004	Mississippi State	77.3	66.6	10.7
2005	Florida	76.2	63.1	13.1
2006	Florida	78.3	63.5	14.7
2007	Florida	79.8	62.6	17.2
2008	Tennessee	81.8	70.0	11.9
2009	Florida	77.1	67.4	9.6
2010	Kentucky	79.3	64.9	14.3
2011	Kentucky	74.9	63.5	11.4
2012	Kentucky	77.4	60.6	16.8
2013	Florida	71.4	54.4	17.0
2014	Florida	69.9	57.8	12.2
2015	Kentucky	74.4	54.3	20.1
2016	Kentucky	79.5	68.1	11.4
2017	Kentucky	84.9	71.5	13.4
2018	Auburn	81.9	73.2	8.7
2019	Tennessee	82.0	69.7	12.3
2020	Kentucky	74.4	66.1	8.3
2021	Arkansas	81.4	70.8	10.6
2022	Kentucky	79.4	66.6	12.9
2023	Alabama	82.3	68.2	14.1

ANNUAL TEAM LEADERS

Field Goal Percentage

Year	Team	FGM	FGA	Pct.
1961	Auburn	500	1018	49.1
1962	Auburn	542	1190	45.6
1963	Auburn	597	1187	50.2
1964	Auburn	600	1271	47.2
1965	Florida	658	1386	47.5
1966	Kentucky	887	1805	49.1
1967	Vanderbilt	834	1654	50.4
1968	Auburn	649	1370	47.3
1969	Auburn	734	1461	50.2
1970	Kentucky	1099	2205	49.8
1971	LSU	897	1732	51.7
1972	Georgia	834	1665	50.1
1973	Tennessee	701	1392	50.4
1974	Kentucky	845	1699	49.7
1975	Tennessee	927	1756	52.8
1976	Tennessee	878	1722	51.0
1977	Tennessee	984	1839	53.5
1978	Kentucky	1040	1922	54.1
1979	Georgia	874	1675	52.2
1980	Ole Miss	782	1519	51.5
1981	Tennessee	823	1590	51.8
1982	Ole Miss	696	1281	54.3
1983	Kentucky	869	1564	55.6
1984	Auburn	908	1752	51.8
1985	Georgia	977	1890	51.6
1986	Alabama	998	1851	53.9
1987	Alabama	976	1900	51.4
1988	Vanderbilt	907	1826	49.7
1989	Florida	950	1890	50.3
1990	LSU	1116	2194	50.9
1991	LSU	1010	2040	49.5
1992	Auburn	877	1715	51.1
1993	Auburn	815	1627	43.8
1994	Auburn	854	1689	50.6
1995	Auburn	784	1662	47.2
1996	Kentucky	1198	2461	48.7
1997	Kentucky	1238	2631	47.1
1998	Kentucky	1161	2409	48.2
1999	Kentucky	1034	2163	47.8
2000	LSU	915	1880	48.7
2001	Kentucky	988	2051	48.2
2002	Mississippi State	943	1965	48.0
2003	Kentucky	1026	2102	48.8
2004	Florida	829	1719	48.2
2005	Alabama	819	1694	48.3
2006	Florida	1061	2120	50.0
2007	Florida	1125	2138	52.6
2008	Florida	1029	2108	48.8
2009	Kentucky	933	1940	48.1
2010	Kentucky	1066	2228	47.8
2011	Florida	968	2083	46.5
2012	Kentucky	1096	2248	48.8
2013	Florida	960	2010	47.8
2014	Florida	945	2056	46.0
2015	Vanderbilt	838	1775	47.2
2016	Kentucky	1028	2149	47.8
2017	Kentucky	1134	2396	47.3
2018	LSU	916	1926	47.6
2019	Tennessee	1106	2231	49.6
2020	LSU	886	1880	47.1
2021	Florida	663	1407	47.1
2022	Kentucky	1030	2134	48.3
2023	Missouri	988	2092	47.2

Field Goal Percentage Defense

Year	Team	FGM	FGA	Pct.
1969	Florida	706	1747	40.4
1970	Vanderbilt	832	1950	42.7
1971	LSU	874	1985	44.0
1972	Ole Miss	764	1784	42.8
1973	Ole Miss	741	1810	40.9
1974	Alabama	742	1773	41.8
1975	Auburn	829	1946	42.6
1976	Alabama	780	1783	43.7
1977	Mississippi State	782	1776	44.0
1978	Georgia	743	1692	43.9
1979	LSU	820	1812	45.3
1980	Kentucky	880	1971	44.7
1981	Kentucky	651	1494	43.6
1982	Kentucky	786	1681	46.8
1983	Kentucky	776	1788	43.4
1984	Kentucky	796	1894	42.0
1985	Alabama	778	1816	42.8
1986	Alabama	916	1982	46.2
1987	LSU	971	2240	43.3
1988	Florida	915	2121	43.1
1989	Florida	973	2199	44.2
1990	Alabama	784	1952	40.2
1991	LSU	903	2129	42.4
1992	South Carolina	678	1663	40.8
1993	Kentucky	807	1917	42.1
1994	Mississippi State	709	1812	39.1
1995	Alabama	771	2048	37.6
1996	Mississippi State	803	2084	38.5
1997	Tennessee	557	1437	38.8
1998	Kentucky	892	2324	38.4
1999	Kentucky	823	2162	38.1
2000	LSU	781	2046	38.2
2001	Arkansas	712	1763	40.4
2002	Auburn	653	1624	40.2
2003	Mississippi State	670	1672	40.1
2004	South Carolina	752	1907	39.4
2005	Alabama	770	1900	40.5
2006	Florida	902	2263	39.9
2007	Mississippi State	856	2125	40.3
2008	Mississippi State	790	2137	37.0
2009	Kentucky	822	2114	38.9
2010	Kentucky	875	2314	37.8
2011	Alabama	758	1965	38.6
2012	Kentucky	889	2379	37.4
2013	Florida	725	1897	38.2
2014	Texas A&M	724	1810	40.0
2015	Kentucky	750	2116	35.4
2016	Vanderbilt	784	2033	38.6
2017	South Carolina	789	1969	40.1
2018	Georgia	778	1975	39.4
2019	Kentucky	854	2134	40.0
2020	South Carolina	656	1669	39.3
2021	Tennessee	599	1492	40.1
2022	LSU	715	1854	38.6
2022	Alabama	859	2318	37.1

Three-Point Field Goal Percentage

Year	Team	Made	Att.	Pct.
1987	Alabama	168	379	44.3
1988	Vanderbilt	200	464	43.1
1989	Alabama	133	318	41.8
1990	Georgia	165	397	41.6
1991	Vanderbilt	231	565	40.9
1992	Auburn	182	403	45.2
1993	Vanderbilt	262	636	41.2
1994	Vanderbilt	232	595	39.0
1995	Arkansas	361	917	39.4
1996	Kentucky	266	670	39.7
1997	Florida	254	680	37.4
1998	Florida	285	712	40.0

1999	Florida	289	762	37.9
2000	Vanderbilt	222	607	36.6
2001	Florida	256	668	38.3
2002	Ole Miss	235	618	38.0
2003	Florida	287	735	39.0
2004	Alabama	233	616	37.8
2005	Alabama	249	632	39.4
2006	Florida	289	738	39.2
2007	Florida	297	727	40.9
2008	Vanderbilt	303	760	39.9
2009	LSU	213	572	37.2
2010	Vanderbilt	203	552	36.8
2011	Kentucky	281	707	39.7
2012	Vanderbilt	307	792	38.8
2013	Florida	300	794	37.8
2014	South Carolina	195	516	37.8
2015	Vanderbilt	255	651	39.2
2016	Arkansas	216	544	39.7
2017	Vanderbilt	346	921	37.6
2018	Arkansas	269	679	39.6
2019	Mississippi State	292	774	37.7
2020	Alabama	334	957	34.9
2021	Florida	169	475	35.6
2022	Tennessee	305	848	36.0
2023	Missouri	325	904	36.0

Three-Point Field Goal Percentage Defense

Year	Team	Made	Att.	Pct.
1987	Ole Miss	59	206	28.6
1988	Mississippi State	89	283	31.4
1989	Georgia	114	328	34.8
1990	Georgia	140	430	32.6
1991	Alabama	181	563	32.1
1992	Kentucky	125	415	30.1
1993	Alabama	150	465	32.3
1994	Arkansas	217	732	29.6
1995	Alabama	195	658	29.6
1996	Ole Miss	126	439	28.7
1997	Georgia	191	622	30.7
1998	Ole Miss	147	490	30.0
1999	Mississippi State	184	608	30.3
2000	LSU	233	745	31.3
2001	Ole Miss	146	494	29.6
2002	South Carolina	173	599	28.9
2003	Mississippi State	192	587	32.7
2004	South Carolina	201	689	29.2
2005	Arkansas	162	524	30.9
2006	Florida	232	730	31.8
2007	Florida	206	722	28.5
2008	Tennessee	229	735	31.2
2009	Alabama	219	701	31.2
2010	Tennessee	230	774	29.7
2011	Kentucky	281	707	39.7
2012	Alabama	164	568	28.9
2013	Alabama	184	597	30.8
2014	Texas A&M	191	664	28.8
2015	Kentucky	175	646	27.1
2016	Vanderbilt	183	622	29.4
2017	South Carolina	208	687	30.3
2018	Kentucky	287	955	30.1
2019	Florida	231	730	31.6
2020	Arkansas	164	602	27.2
2021	Alabama	205	704	29.1
2022	LSU	243	863	28.2
2023	Tennessee	202	765	26.4



ANNUAL TEAM LEADERS

Three-Point Field Goals Per Game

Year	Team	G	Made	Avg.
1987	Florida	34	196	5.8
1988	Vanderbilt	31	200	6.5
1989	Tennessee	30	217	7.2
1990	Kentucky	28	281	10.0
1991	Kentucky	28	242	8.6
1992	Kentucky	36	317	8.8
1993	Kentucky	34	340	10.0
1994	Kentucky	34	301	8.9
1995	Arkansas	39	361	9.3
1996	Auburn	32	287	9.0
1997	Arkansas	32	274	8.6
1998	Florida	29	285	9.8
1999	Florida	31	289	9.3
2000	Arkansas	34	292	8.6
2001	Arkansas	31	273	8.8
2002	Vanderbilt	32	282	8.8
2003	Florida	33	287	8.7
2004	Florida	31	249	8.0
2005	Vanderbilt	34	322	9.5
2006	Tennessee	30	264	8.8
2007	Tennessee	35	327	9.3
2008	Vanderbilt	34	303	8.9
2009	Mississippi State	36	296	8.2
2010	Mississippi State	36	329	9.1
2011	Mississippi State	31	246	7.9
2012	Florida	37	357	9.6
2013	Florida	37	300	8.1
2014	Ole Miss	33	258	7.8
2015	Vanderbilt	35	255	7.3
2016	Auburn	31	272	8.8
2017	Vanderbilt	35	346	9.9
2018	Auburn	34	324	9.5
2019	Auburn	40	454	11.4
2020	Alabama	31	334	10.8
2021	Alabama	33	348	10.5
2022	Alabama	33	305	9.2
2023	Alabama	36	363	10.1

Free Throw Percentage

Year	Team	FTM	FTA	Pct.
1961	Tulane	459	604	75.9
1962	Kentucky	476	634	75.1
1963	Tulane	390	492	79.3
1964	Kentucky	434	573	75.7
1965	Kentucky	517	675	76.6
1966	Auburn	476	601	79.2
1967	Kentucky	429	559	76.7
1968	Vanderbilt	527	684	77.0
1969	Tennessee	346	452	76.5
1970	Kentucky	511	686	74.5
1971	Tennessee	538	679	79.2
1972	Tennessee	450	594	75.8
1973	Tennessee	281	373	75.3
1974	Vanderbilt	477	595	80.2
1975	Vanderbilt	530	692	76.6
1976	Vanderbilt	480	628	76.4
1977	Tennessee	431	582	74.1
1978	Kentucky	613	807	76.0
1979	Kentucky	666	858	77.6
1980	Kentucky	609	802	75.9
1981	Tennessee	424	561	75.6
1982	Kentucky	545	727	75.0
1983	Ole Miss	530	710	74.6
1984	Alabama	466	632	73.7
1985	Tennessee	647	851	76.0
1986	Alabama	497	654	76.0
1987	Alabama	521	662	78.7
1988	Auburn	406	527	77.0
1989	LSU	557	723	77.0
1990	Vanderbilt	738	951	77.6

1991	Vanderbilt	485	641	75.7
1992	Arkansas	604	815	74.1
1993	Tennessee	467	634	73.7
1994	Vanderbilt	557	792	75.1
1995	Kentucky	576	801	71.9
1996	Kentucky	630	883	71.3
1997	Alabama	421	576	73.1
1998	Vanderbilt	495	701	70.6
1999	Alabama	446	626	71.2
2000	Vanderbilt	457	624	73.2
2001	Florida	555	761	72.9
2002	Ole Miss	507	687	73.8
2003	Ole Miss	393	541	72.6
2004	Florida	462	616	75.0
2005	Alabama	539	732	73.6
2006	Florida	641	862	74.4
2007	Vanderbilt	469	643	72.9
2008	LSU	386	521	74.1
2009	Kentucky	601	777	77.3
2010	Vanderbilt	616	854	72.1
2011	Ole Miss	517	684	75.6
2012	Kentucky	678	938	72.3
2013	Missouri	525	706	74.4
2014	Missouri	703	948	74.2
2015	Ole Miss	559	723	77.3
2016	Tennessee	523	721	72.5
2017	Vanderbilt	513	660	77.7
2018	Auburn	647	836	77.4
2019	Ole Miss	461	589	78.3
2020	Kentucky	560	703	79.7
2021	Florida	359	477	75.3
2022	Arkansas	633	833	76.0
2023	Texas A&M	662	872	75.9

Turnover Margin

Year	Team	TOs	Opp.	Diff
1984	Ole Miss	14.3	17.2	2.9
1985	Georgia	14.1	19.0	4.9
1986	Florida	10.4	14.6	4.2
1987	Florida	12.4	17.2	4.8
1988	Kentucky	12.5	16.0	3.5
1989	Ole Miss	13.5	17.3	3.8
1990	Kentucky	14.4	21.2	6.8
1991	Georgia	14.4	20.1	5.7
1992	Kentucky	15.1	19.7	4.6
1993	Arkansas	14.5	21.9	7.4
1994	Arkansas	15.9	21.3	5.4
1995	Kentucky	14.8	20.9	6.1
1996	Kentucky	15.4	22.2	6.8
1997	Kentucky	14.7	22.1	7.3
1998	Arkansas	16.5	22.4	5.8
1999	Auburn	12.9	19.9	7.0
2000	Arkansas	14.5	21.1	6.6
2001	Arkansas	14.5	21.5	7.0
2002	Arkansas	14.2	19.7	5.5
2003	South Carolina	13.3	16.1	2.8
2004	South Carolina	13.2	16.4	3.2
2005	Kentucky	13.1	17.5	4.4
2006	Tennessee	12.5	17.1	4.6
2007	Tennessee	14.2	18.3	4.1
2008	Tennessee	13.2	18.3	5.1
2009	South Carolina	13.6	19.5	5.9
2010	South Carolina	12.3	16.4	4.1
2011	Alabama	13.9	15.7	1.8
2012	Arkansas	13.0	16.2	3.3
2013	Arkansas	11.6	17.5	5.9
2014	Arkansas	11.5	17.0	5.5
2015	Arkansas	11.9	15.8	3.8
2016	Arkansas	11.2	14.3	3.1
2017	South Carolina	13.0	17.1	4.1
2018	Florida	9.8	13.8	4.0
2019	Auburn	11.7	17.1	5.5
2020	Arkansas	11.5	16.0	4.5

2021	Tennessee	12.5	15.7	3.2
2022	Texas A&M	13.1	17.0	3.9
2023	Missouri	11.1	16.9	5.8

Rebounds

Year	Team	G	Reb	Avg.
1961	Vanderbilt	23	1214	52.8
1962	Kentucky	24	1330	55.4
1963	Vanderbilt	23	1191	51.7
1964	Vanderbilt	25	1466	58.6
1965	Tennessee	25	1191	48.2
1966	Florida	26	1342	51.6
1967	Florida	25	1275	51.0
1968	Florida	25	1319	52.8
1969	Tennessee	24	1421	59.2
1970	LSU	32	1691	52.8
1971	Kentucky	28	1340	47.9
1972	Alabama	26	1319	50.7
1973	Alabama	30	1526	50.9
1974	Alabama	26	1296	49.8
1975	Auburn	26	1292	49.7
1976	Ole Miss	27	1236	45.8
1977	Mississippi State	27	1240	45.9
1978	LSU	27	1247	46.2
1979	LSU	29	1226	42.3
1980	Mississippi State	27	1134	42.0
1981	Alabama	29	1095	37.8
1982	Alabama	31	1155	37.3
1983	LSU	32	1190	37.2
1984	LSU	29	1084	37.4
1985	Auburn	28	843	30.1
1986	Auburn	33	1156	35.0
1987	Auburn	31	1228	39.6
1988	Auburn	30	1203	40.1
1989	Auburn	28	1138	40.6
1990	LSU	32	1467	45.8
1991	LSU	30	1316	43.9
1992	LSU	31	1308	42.2
1993	Kentucky	34	1364	40.1
1994	Arkansas	34	1416	41.6
1995	Alabama	33	1385	42.0
1996	Kentucky	26	1500	41.7
1997	Alabama	31	1224	39.5
1998	Kentucky	39	1641	42.1
1999	Auburn	33	1452	44.0
2000	LSU	34	1373	40.4
2001	Alabama	36	1518	42.2
2002	Kentucky	32	1283	40.1
2003	Arkansas	28	1063	38.0
2004	Mississippi State	30	1231	41.0
2005	Mississippi State	34	1389	40.9
2006	LSU	36	1447	40.2
2007	Mississippi State	35	1364	39.0
2008	Mississippi State	34	1385	40.7
2009	Alabama	32	1264	39.5
2010	Kentucky	38	1584	41.7
2011	South Carolina	30	1144	38.1
2012	Kentucky	40	1556	38.9
2013	Missouri	34	1386	40.8
2014	Kentucky	40	1608	40.2
2015	LSU	33	1294	39.2
2016	South Carolina	34	1371	40.3
2017	Kentucky	38	1511	39.8
2018	Texas A&M	35	1450	41.4
2019	LSU	35	1355	38.7
2020	Auburn	31	1265	40.8
2021	Alabama	33	1343	40.7
2022	Auburn	34	1374	40.4
2023	Alabama	36	1600	44.4

ANNUAL TEAM LEADERS

Rebounds Defense

Year	Team	G	Reb	Avg.
1969	Tennessee	24	763	31.8
1970	Georgia	25	969	38.8
1971	Tennessee	28	1003	35.8
1972	Tennessee	25	918	36.7
1973	Tennessee	24	872	36.3
1974	Kentucky	26	990	38.1
1975	Tennessee	26	908	34.9
1976	Kentucky	30	1098	36.6
1977	Tennessee	28	981	35.0
1978	Kentucky	32	1000	31.3
1979	Tennessee	33	1033	31.3
1980	Ole Miss	30	877	29.2
1981	Ole Miss	30	853	28.4
1982	Ole Miss	30	705	23.5
1983	Ole Miss	31	921	29.7
1984	Mississippi State	28	786	28.1
1985	Mississippi State	28	843	30.1
1986	Kentucky	36	1031	28.6
1987	Georgia	30	945	31.5
1988	Alabama	31	946	30.5
1989	Alabama	31	994	32.1
1990	Alabama	35	1132	32.3
1991	Vanderbilt	30	955	31.8
1992	South Carolina	28	983	35.1
1993	Auburn	27	922	34.1
1994	Florida	37	1246	33.7
1995	Florida	30	975	32.5
1996	Mississippi State	34	1110	32.6
1997	Ole Miss	29	920	31.7
1998	LSU	27	886	32.8
1999	Kentucky	37	1245	33.6
2000	LSU	34	1100	32.4
2001	Mississippi State	31	1031	33.3
2002	Ole Miss	31	955	30.8
2003	Ole Miss	29	882	30.4
2004	Kentucky	32	1005	31.4
2005	Ole Miss	31	961	31.0
2006	South Carolina	38	1211	31.9
2007	Florida	40	1164	29.1
2008	Florida	36	1144	31.8
2009	Kentucky	36	1151	32.0
2010	Georgia	31	980	31.6
2011	Florida	37	1180	31.9
2012	Kentucky	40	1286	32.2
2013	Florida	37	1117	30.2
2014	Tennessee	37	1109	30.0
2015	Tennessee	32	996	31.1
2016	Kentucky	36	1209	33.6
2017	Texas A&M	31	1032	33.3
2018	Missouri	33	1078	32.7
2019	Kentucky	37	1079	29.2
2020	Mississippi State	31	944	30.5
2021	Ole Miss	28	894	31.9
2022	Kentucky	34	1034	30.4
2023	Kentucky	34	1022	30.1

Rebound Margin

Year	Team	Reb	Opp.	Mar.
1969	Florida	50.3	40.5	9.8
1970	Kentucky	49.6	40.5	9.1
1971	Vanderbilt	43.7	39.4	4.3
1972	Alabama	50.7	45.5	5.2
1973	Alabama	50.9	39.2	11.6
1974	Alabama	49.8	40.3	9.5
1975	Auburn	49.7	42.7	7.0
1976	Auburn	44.5	37.5	7.0
1977	Auburn	42.7	36.5	6.2
1978	LSU	46.2	37.5	8.7
1979	LSU	42.3	34.1	7.6
1980	Kentucky	36.1	30.1	6.0
1981	Mississippi State	37.3	32.4	4.9
1982	Alabama	37.3	29.5	7.8
1983	LSU	37.2	33.7	3.5
1984	Auburn	36.9	28.5	8.4
1985	Auburn	38.3	31.2	7.1
1986	Kentucky	33.1	28.6	4.5
1987	Auburn	39.6	32.0	7.6
1988	Auburn	40.1	32.6	7.5
1989	Alabama	38.4	32.1	6.3
1990	LSU	45.8	38.1	7.7
1991	LSU	43.9	38.7	5.2
1992	LSU	42.2	37.7	4.5
1993	Kentucky	40.1	34.1	6.0
1994	Florida	39.9	33.7	6.3
1995	Florida	38.9	32.5	6.4
1996	Mississippi State	39.0	32.6	6.3
1997	Kentucky	39.4	34.2	5.2
1998	Kentucky	42.1	33.9	8.2
1999	Auburn	44.0	34.8	9.2
2000	LSU	40.4	32.4	8.0
2001	Mississippi State	41.2	33.3	7.9
2002	Mississippi State	38.8	32.4	6.5
2003	Mississippi State	37.0	30.9	6.2
2004	Mississippi State	41.0	33.1	8.0
2005	Mississippi State	40.9	32.4	8.5
2006	LSU	40.2	32.4	7.8
2007	Florida	37.6	29.1	8.5
2008	Ole Miss	40.6	35.0	5.6
2009	LSU	39.0	33.9	5.1
2010	Kentucky	41.7	33.6	8.1
2011	Florida	37.4	31.9	5.5
2012	Kentucky	38.9	32.2	6.8
2013	Missouri	40.8	32.1	8.6
2014	Kentucky	40.2	30.8	9.4
2015	Kentucky	38.0	31.2	6.8
2016	South Carolina	40.3	34.3	6.1
2017	Alabama	39.0	33.4	5.6
2018	Texas A&M	41.4	34.9	6.5
2019	Kentucky	38.5	29.2	9.4
2020	Mississippi State	37.4	30.5	7.0
2021	Mississippi State	39.0	32.0	7.0
2022	Kentucky	40.1	30.4	9.7
2023	Kentucky	39.4	30.1	9.3

Steals

Year	Team	G	No.	Avg.
1984	LSU	29	275	9.5
1985	Georgia	31	289	9.3
1986	LSU	38	306	8.1
1987	LSU	39	358	9.2
1988	Georgia	36	338	9.4
1989	Tennessee	30	292	9.7
1990	Kentucky	28	307	11.0
1991	Georgia	30	342	11.4
1992	Arkansas	34	358	10.5
1993	Arkansas	31	352	11.4
1994	Kentucky	34	394	11.6
1995	Arkansas	39	445	11.4

1996	Kentucky	36	435	12.1
1997	Kentucky	40	480	12.0
1998	Arkansas	33	356	10.8
1999	Florida	31	311	10.0
2000	Arkansas	34	379	11.2
2001	Arkansas	31	365	11.8
2002	Arkansas	29	306	10.6
2003	Mississippi State	31	268	8.7
2004	Mississippi State	30	280	9.3
2005	Kentucky	34	311	9.1
2006	Tennessee	30	301	10.0
2007	Tennessee	35	336	9.6
2008	Tennessee	36	334	9.3
2009	South Carolina	31	284	9.2
2010	South Carolina	31	269	8.7
2011	Alabama	37	351	9.5
2012	Arkansas	32	265	8.3
2013	Arkansas	32	295	9.2
2014	Arkansas	34	287	8.4
2015	Tennessee	32	247	7.7
2016	LSU	33	263	8.0
2017	South Carolina	37	288	7.8
2018	LSU	33	252	7.6
2019	Auburn	40	369	9.2
2020	Arkansas	32	254	7.9
2021	Alabama	33	280	8.5
2022	LSU	34	373	11.0
2023	Missouri	35	357	10.2

Blocks

Year	Team	G	No.	Avg.
1984	Kentucky	34	158	4.6
1985	Alabama	33	143	4.3
1986	Alabama	33	137	4.2
1987	Florida	34	142	4.2
1988	Florida	35	162	4.6
1989	Tennessee	30	133	4.4
1990	LSU	32	225	7.0
1991	LSU	30	198	6.6
1992	LSU	31	206	6.6
1993	Kentucky	34	160	4.7
	South Carolina	27	126	4.7
1994	Ole Miss	27	159	5.9
1995	Alabama	33	201	6.0
1996	Alabama	32	196	6.1
1997	Kentucky	40	203	5.1
1998	Kentucky	39	240	6.2
1999	Tennessee	30	190	6.3
2000	Tennessee	33	192	5.8
2001	Tennessee	33	191	5.8
2002	Auburn	28	151	5.4
2003	Auburn	34	178	5.2
2004	South Carolina	34	178	5.2
2005	Arkansas	30	156	5.2
2006	LSU	36	236	6.6
2007	Mississippi State	35	222	6.3
2008	Mississippi State	34	267	7.9
2009	Mississippi State	36	271	7.5
2010	Mississippi State	36	271	7.5
2011	Kentucky	38	239	6.3
2012	Kentucky	40	344	8.6
2013	Kentucky	33	217	6.6
2014	Kentucky	40	236	5.9
2015	Kentucky	33	204	6.2
2016	Kentucky	36	209	5.8
2017	Texas A&M	31	173	5.6
2018	Texas A&M	35	209	6.0
2019	Tennessee	37	199	5.4
2020	Tennessee	31	174	5.6
2021	Auburn	27	163	6.0
2022	Auburn	34	272	8.0
2023	Florida	33	171	5.2



ANNUAL INDIVIDUAL LEADERS

Scoring

Year	Player	Cl.	G	Pts.	Avg.
1933	Sparky Wade, LS	So.	20	193	9.7
1934	Sparky Wade, LS	Jr.	17	211	12.4
1935	Leroy Edwards, UK	So.	16	325	20.3
1936	Arnold Bryan, LS	Jr.	15	209	13.9
1937	Arnold Bryan, LS	Sr.	20	287	14.4
1938	Bonnie Graham, UM	Sr.	32	575	18.0
1939	Charles Bozeman, LS	So.	15	178	11.9
1940	Burnell Egger, UM	Sr.	19	261	13.7
1941	Shag Hawkins, AU	Jr.	19	291	15.3
1942	Frank Mancini, AU	Sr.	18	237	13.2
1943	Bob Duffy, TUL	Sr.	12	199	16.6
1944	Alex Athas, TUL	So.	20	282	14.1
1945	Dick Collier, GT	So.	14	173	10.2
1946	Jim Nolan, GT	Fr.	20	291	14.6
1947	Jim Homer, UA	Sr.	22	327	14.9
1948	Billy Joe Adcock, VU	So.	22	379	17.2
1949	Alex Groza, UK	Sr.	26	510	19.6
1950	Bill Spivey, UK	So.	30	578	19.3
1951	Bill Spivey, UK	Jr.	34	635	18.7
1952	Bob Pettit, LS	So.	24	612	25.5
1953	Bob Pettit, LS	Jr.	23	573	24.9
1954	Bob Pettit, LS	Sr.	25	785	31.4
1955	Denver Brackeen, UM	Sr.	22	599	27.2
1956	Jerry Harper, UA	Sr.	24	557	23.2
1957	Joe Gibbon, UM	Sr.	21	631	30.0
1958	Bailey Howell, MS	Jr.	25	695	27.8
1959	Bailey Howell, MS	Sr.	27	688	25.5
1960	Roger Kaiser, GT	Jr.	28	638	22.8
1961	Roger Kaiser, GT	Sr.	26	608	23.4
1962	Cotton Nash, UK	So.	24	571	23.8
1963	Jim Kerwin, TUL	Sr.	20	460	23.0
1964	Cotton Nash, UK	Sr.	27	648	24.0
1965	Clyde Lee, VU	Jr.	28	631	22.5
1966	Lee DeFore, AU	Sr.	26	615	23.7
1967	Ron Widby, UT	Sr.	28	619	22.1
1968	Pete Maravich, LS	So.	26	1138	43.8
1969	Pete Maravich, LS	Jr.	26	1148	44.2
1970	Pete Maravich, LS	Sr.	32	1381	44.5
1971	Johnny Neumann, UM	So.	23	923	40.1
1972	Tony Miller, UF	Jr.	19	507	26.7
1973	Wendell Hudson, UA	Sr.	30	620	20.7
1974	Kevin Grevey, UK	Jr.	25	547	21.9
1975	Bernard King, UT	Fr.	25	661	26.4
1976	Ernie Grunfeld, UT	Jr.	27	683	25.3
1977	Bernard King, UT	Jr.	26	672	25.8
1978	Mike Mitchell, AU	Sr.	27	671	24.9
1979	John Stroud, UM	Jr.	27	709	26.3
1980	John Stroud, UM	Sr.	30	755	25.2
1981	Dominique Wilkins, UG	So.	31	732	23.6
1982	Ronnie Williams, UF	So.	27	575	21.3
1983	Jeff Malone, MS	Sr.	29	777	26.8
1984	Vern Fleming, UG	Sr.	30	594	19.8
1985	Kenny Walker, UK	Jr.	31	710	22.9
1986	Tony White, UT	Jr.	28	622	22.2
1987	Tony White, UT	Sr.	29	711	24.5
1988	Dyron Nix, UT	Jr.	29	644	22.2
1989	Chris Jackson, LS	Fr.	32	965	30.2
1990	Chris Jackson, LS	So.	32	889	27.8
1991	Shaquille O'Neal, LS	So.	28	774	27.6
1992	Joe Harvell, UM	Jr.	28	699	25.0
1993	Allan Houston, UT	Sr.	30	669	22.3
1994	Wesley Person, AU	Sr.	28	621	22.2
1995	Ronnie Henderson, LS	So.	27	630	23.3
1996	Ronnie Henderson, LS	Jr.	23	502	21.8
1997	Ron Mercer, UK	So.	40	725	18.1
1998	BJ McKie, SC	Jr.	31	584	18.8
1999	Jumaine Jones, UG	So.	30	564	18.8
2000	Dan Langhi, VU	Sr.	30	664	22.1
2001	Ronald Dupree, LS	So.	29	503	17.3
2002	Jarvis Hayes, UG	So.	29	538	18.6
2003	Ron Slay, UT	Sr.	29	616	21.2

2004	Justin Reed, UM	Sr.	28	517	18.5
2005	Kennedy Winston, UA	Jr.	32	573	17.9
2006	Glen Davis, LS	So.	36	669	18.6
2007	Chris Lofton, UT	Jr.	31	645	20.8
2008	Shan Foster, VU	Sr.	34	691	20.3
2009	Jodie Meeks, UK	Jr.	36	854	23.7
2010	Devan Downey, SC	Sr.	31	699	22.5
2011	John Jenkins, VU	So.	32	624	19.5
2012	John Jenkins, VU	Jr.	35	696	19.9
2013	Marshall Henderson, UM	Jr.	36	722	20.1
2014	Jabari Brown, MO	Jr.	35	698	19.9
2015	KT Harrell, AU	Sr.	35	648	18.5
2016	Stefan Moody, UM	Sr.	31	731	23.6
2017	Sindarius Thornwell, SC	Sr.	31	663	21.4
2018	Yante Maten, UG	Sr.	33	636	19.3
2019	Grant Williams, UT	Jr.	37	696	18.8
2020	Mason Jones, AR	Jr.	31	683	22.0
2021	Cameron Thomas, LS	Fr.	29	668	23.0
2022	Scotty Pippen Jr., VU	Jr.	36	736	20.4
2023	Brandon Miller, UA	Fr.	36	687	19.1

n-NCBA record in both total points and scoring average.

Rebounding

Year	Player	Cl.	G	Reb	Avg.
1961	Jack Ardon, TUL	Jr.	24	392	16.3
1962	Cliff Luyk, UF	Sr.	23	352	15.3
1963	Robert Davidson, TUL	Jr.	22	308	14.0
1964	Clyde Lee, VU	So.	25	391	15.6
1965	Clyde Lee, VU	Jr.	28	420	15.0
1966	Clyde Lee, VU	Sr.	26	412	15.8
1967	Gary Keller, UF	Sr.	25	282	11.3
1968	Neal Walk, UF	Jr.	25	494	19.8
1969	Neal Walk, UF	Sr.	26	464	17.9
1970	Al Sanders, LS	So.	32	474	14.8
1971	Al Sanders, LS	Jr.	24	369	14.7
1972	Wendell Hudson, UA	Jr.	26	340	13.1
1973	Tim Bassett, UG	Sr.	26	368	14.2
1974	Pepto Bolden, AU	Jr.	26	302	11.6
1975	Leon Douglas, UA	Jr.	27	353	13.1
1976	Bernard King, UT	So.	25	325	13.0
1977	Bernard King, UT	Jr.	25	359	14.4
1978	Reginald King, UA	Jr.	27	359	13.3
1979	Wiley Peck, MS	Sr.	28	317	11.3
1980	Rickey Brown, MS	Sr.	27	389	14.4
1981	Eddie Phillips, UA	Jr.	29	283	9.8
1982	Charles Barkley, AU	Fr.	28	275	9.8
1983	Charles Barkley, AU	So.	28	266	9.5
1984	Charles Barkley, AU	Jr.	28	265	9.5
1985	Kenny Walker, UK	Jr.	31	315	10.2
1986	John Williams, LS	So.	37	313	8.5
1987	Dyron Nix, UT	So.	29	294	10.1
1988	Will Perdue, VU	Sr.	31	314	10.1
1989	Alec Kessler, UG	Jr.	31	301	9.7
	Dwayne Schintzius, UF	Jr.	30	290	9.7
1990	Shaquille O'Neal, LS	Fr.	32	385	12.0
1991	Shaquille O'Neal, LS	So.	28	411	14.7
1992	Shaquille O'Neal, LS	Jr.	30	421	14.0
1993	Geert Hammink, LS	Sr.	32	325	10.2
1994	Aubrey Wiley, AU	Sr.	28	261	9.3
1995	Antonio McDyess, UA	So.	33	337	10.2
1996	Steve Hamer, UT	Sr.	29	272	9.4
1997	Derek Hood, AR	So.	32	257	8.0
1998	Nick Davis, AR	Sr.	33	322	9.8
1999	Derek Hood, AR	Sr.	34	349	10.3
2000	Jamaal Magloire, UK	Sr.	33	300	9.1
2001	Erwin Dudley, UA	So.	36	361	10.0
2002	Erwin Dudley, UA	Jr.	35	313	8.9
2003	Erwin Dudley, UA	Sr.	29	276	9.5
2004	Jaime Lloreda, LS	Sr.	22	256	11.6
2005	Lawrence Roberts, MS	Sr.	32	351	11.0
2006	Glen Davis, LS	So.	36	350	9.7
2007	Glen Davis, LS	Jr.	29	303	10.4
2008	Richard Hendrix, UA	Jr.	32	324	10.1
2009	Michael Washington, AR	Jr.	30	294	9.8
2010	Jarvis Varnado, MS	Sr.	36	369	10.3
2011	Terrence Jones, UK	Fr.	38	336	8.8
2012	Arnett Moultrie, MS	Jr.	30	314	10.5
2013	Murphy Holloway, UM	Sr.	36	350	9.7
2014	Jarnell Stokes, UT	Jr.	37	392	10.6
2015	Jordan Mickey, LS	So.	31	308	9.9
2016	Ben Simmons, LS	Fr.	33	388	11.8
2017	Sebastian Saiz, UM	Sr.	36	409	11.4
2018	Robert Williams, AM	So.	30	277	9.2
2019	Donta Hall, UA	So.	34	298	8.8
2020	Reggie Perry, MS	So.	31	312	10.1
2021	Tolu Smith, MS	So.	30	253	8.4
2022	Oscar Tshiebwe, UK	Jr.	34	515	15.2
2023	Oscar Tshiebwe, UK	Sr.	32	437	13.7

ANNUAL INDIVIDUAL LEADERS



Field Goal Percentage

Year	Player	Cl.	G	FGM	FGA	Pct.
1961	Porter Gilbert, AU	Sr.	19	88	151	58.4
1962	Layton Johns, AU	Jr.	24	129	221	58.4
1963	Layton Johns, AU	Sr.	22	119	210	56.6
1964	Joe Newton, AU	Jr.	21	83	147	56.4
1965	Joe Newton, AU	Sr.	24	126	208	60.6
1966	Bobby Buisson, AU	Jr.	26	105	185	56.6
1967	Jim Youngblood, UG	Jr.	26	140	237	59.1
1968	Ralph Jukkola, LS	Jr.	26	125	196	63.7
1969	Dave Ramsden, LS	Sr.	26	112	166	67.5
1970	Bob Lienhard, UG	Sr.	25	215	340	63.2
1971	Al Sanders, LS	Jr.	25	209	355	58.8
1972	Al Sanders, LS	Sr.	26	171	287	59.6
1973	Larry Robinson, UT	Sr.	24	115	178	64.6
1974	Bill Singletary, MS	Sr.	26	125	188	66.5
1975	Doug Ashworth, UT	Jr.	26	95	139	68.3
1976	Bernard King, UT	So.	25	260	454	57.3
1977	Reggie Johnson, UT	Fr.	28	131	203	64.5
1978	Rick Robey, UK	Sr.	32	167	263	63.5
1979	Wiley Peck, MS	Sr.	28	154	239	64.4
1980	Lavon Mercer, UG	Sr.	27	121	198	61.1
1981	Willie Jones, VU	Jr.	29	110	165	66.7
1982	Dale Ellis, UT	Jr.	30	257	393	65.4
1983	Eugene McDowell, UF	So.	31	203	314	64.6
1984	Bobby Lee Hurt, UA	Jr.	30	168	253	66.4
1985	Bobby Lee Hurt, UA	Sr.	33	162	256	63.3
1986	Derrick McKey, UA	So.	33	178	280	63.6
1987	Chris Capers, UF	So.	31	110	175	62.9
1988	Will Perdue, VU	Sr.	31	234	369	63.4
1989	Dwayne Davis, UF	So.	33	179	248	72.2
1990	Cameron Burns, MS	Jr.	30	207	347	59.7
1991	Shaquille O'Neal, LS	So.	28	312	497	62.8
1992	Shaquille O'Neal, LS	Jr.	30	294	478	61.5
1993	Aaron Swinson, AU	Jr.	27	183	305	60.0
1994	Aaron Swinson, AU	Sr.	28	234	371	63.1
1995	Erick Dampier, MS	So.	30	153	289	64.0
1996	Steve Hamer, UT	Sr.	29	187	325	57.5
1997	Austin Bates, VU	Jr.	31	158	302	52.3
1998	Tyrone Washington, MSJr.	Jr.	29	147	277	53.1
1999	Derek Hood, AR	Sr.	34	173	306	56.5
2000	Stromile Swift, LS	So.	34	208	342	60.8
2001	Udonis Haslem, UF	Jr.	31	188	315	59.7
2002	Udonis Haslem, UF	Sr.	31	159	283	56.2
2003	Marco Killingsworth, AU	Jr.	34	170	309	55.0
2004	Marco Killingsworth, AU	Sr.	27	145	247	58.7
2005	Brandon Bass, LS	So.	30	181	319	56.7
2006	Joakim Noah, UF	So.	39	202	322	62.7
2007	Richard Hendrix, UA	So.	32	186	309	60.2
2008	Dwayne Curtis, UM	Sr.	35	212	335	63.3
2009	Patrick Patterson, UK	So.	34	240	398	60.3
2010	Jarvis Varnado, MS	Sr.	36	184	316	58.2
2011	Josh Harrelson, UK	Sr.	38	127	208	61.1
2012	Anthony Davis, UK	Fr.	40	210	337	62.3
2013	Murphy Holloway, UM	Sr.	36	214	385	55.6
2014	Casey Prather, UF	Sr.	37	190	315	60.3
2015	Damian Jones, VU	So.	35	186	331	56.2
2016	Gavin Ware, MS	Sr.	30	183	298	61.4
2017	Tyler Davis, AM	So.	31	166	269	61.7
2018	Tyler Davis, AM	Jr.	35	206	352	58.5
2019	Daniel Gafford, AR	So.	32	214	324	66.0
2020	Nick Richards, UK	Jr.	31	163	253	64.4
2021	Emanuel Miller, AM	So.	17	100	175	57.1
2022	Braelen Bridges, UG	Sr.	32	161	254	63.4
2023	Tolu Smith, MS	Sr.	34	194	339	57.2

Three-Point Field Goal Percentage

Year	Player	Cl.	G	FGM	FGA	Pct.
1987	Mark Gottfried, UA	Sr.	33	81	167	48.5
1988	Alvin Lee, UA	Jr.	30	72	150	48.0
1989	Alvin Lee, UA	Sr.	31	60	130	46.2
1990	Derrick Wilcox, VU	Sr.	35	56	120	46.7
1991	Gary Waites, UA	Sr.	33	52	101	51.5
1992	Ronnie Battle, AU	Jr.	27	71	139	51.1
1993	Travis Ford, UK	Jr.	34	101	191	52.9
1994	Bernard Davis, UG	Sr.	30	80	178	44.9
1995	Scotty Thurman, AR	Sr.	37	102	239	42.7
1996	Pertha Robinson, UG	Sr.	30	48	108	44.4
1997	Brandon Wharton, UT	So.	27	58	135	43.0
1998	Kenyan Weaks, UF	So.	26	61	120	50.8
1999	Greg Stolt, UF	Sr.	31	78	178	43.8
2000	Terrence Meade, UA	Fr.	28	60	142	42.3
2001	Jon Higgins, UT	So.	33	53	109	48.6
2002	Brendan Plavich, VU	So.	32	86	195	44.1
2003	Matt Bonner, UF	Sr.	33	63	133	47.4
2004	Anthony Roberson, UF	So.	30	99	233	42.5
2005	Chris Lofton, UT	Fr.	31	93	200	46.5
2006	Lee Humphrey, UF	Jr.	38	113	246	45.9
2007	Lee Humphrey, UF	Sr.	40	113	246	45.9
2008	Shan Foster, VU	Sr.	34	134	286	46.9
2009	Jodie Meeks, UK	Jr.	36	117	288	40.6
2010	Rotnei Clarke, AR	So.	31	100	234	42.7
2011	Doron Lamb, UK	Fr.	38	68	140	48.6
2012	Madracus Wade, AR	So.	32	70	147	47.6
2013	Erik Murphy, UF	Sr.	36	72	159	45.3
2014	Michael Frazier, UF	So.	39	118	264	44.7
2015	KT Harrell, AU	Sr.	35	98	226	43.4
2016	Matthew Fisher-Davis, VUSo.	Jr.	32	79	177	44.6
2017	Riley LaChance, VU	Jr.	35	70	144	48.6
2018	Jaylen Barford, AR	Sr.	35	87	201	43.3
2019	Isaiah Joe, AR	Fr.	34	113	273	41.4
2020	John Petty, UA	Jr.	29	85	193	44.0
2021	Javonte Smart, LS	Jr.	28	70	174	40.2
2022	Kellan Grady, UK	Gr.	34	88	211	41.7
2023	D'Moi Hodge, MO	Gr.	35	100	250	40.0

Three-Point Field Goals Per Game

Year	Player	Cl.	G	No.	Avg.
1987	Barry Booker, VU	So.	34	85	2.5
	Anthony Wilson, LS	Sr.	38	95	2.5
1988	Alvin Lee, UA	Jr.	29	72	2.5
1989	Keenan Carpenter, AU	Sr.	28	84	3.0
1990	Derrick Miller, UK	Sr.	28	99	3.5
1991	Scott Drauer, VU	Sr.	30	101	3.4
1992	Joe Harvell, UM	Jr.	28	79	2.8
1993	Travis Ford, UK	Jr.	34	101	3.0
1994	Wesley Person, AU	Sr.	28	93	3.3
1995	Darryl Wilson, MS	Jr.	30	94	3.1
1996	Eric Washington, UA	Jr.	32	113	3.5
1997	Pat Bradley, AR	So.	32	98	3.1
1998	Pat Bradley, AR	Jr.	33	93	2.8
1999	Pat Bradley, AR	Sr.	34	93	2.7
2000	D.A. Layne, UG	So.	30	91	3.0
2001	Brett Nelson, UF	So.	31	81	2.6
2002	Jannero Pargo, AR	Sr.	29	95	3.3
2003	Ezra Williams, UG	Sr.	27	77	2.9
2004	Anthony Roberson, UF	So.	30	99	3.3
2005	Chris Lofton, UT	Fr.	31	93	3.0
2006	Chris Lofton, UT	So.	30	114	3.8
2007	Chris Lofton, UT	Jr.	31	106	3.4
2008	Shan Foster, VU	Sr.	34	134	3.9
2009	Jodie Meeks, UK	Jr.	36	117	3.3
2010	Tay Waller, AU	Sr.	26	87	3.3
2011	John Jenkins, VU	So.	32	100	3.1
2012	John Jenkins, VU	Jr.	35	134	3.8
2013	Marshall Henderson, UM	Jr.	36	138	3.8
2014	Marshall Henderson, UM	So.	30	129	4.3
2015	KT Harrell, AU	Sr.	35	98	2.8
2016	Stefan Moody, UM	Sr.	31	103	3.3

2017	Malik Monk, UK	Fr.	38	104	2.7
2018	Bryce Brown, AU	Jr.	33	107	3.2
2019	Bryce Brown, AU	Sr.	40	141	3.5
2020	Isaiah Joe, AR	So.	26	94	3.6
2021	AJ Shackelford, SC	Jr.	21	59	2.8
2022	Jaden Shackelford, UA	Jr.	33	101	3.1
2023	Brandon Miller, UA	Fr.	36	105	2.9

Free Throw Percentage

Year	Player	Cl.	G	FTM	FTA	Pct.
1961	Roger Kaiser, GT	Sr.	26	176	203	86.7
1962	Tommy Wilson, UT	Jr.	23	84	96	87.5
1963	Danny Schultz, UT	Jr.	21	89	102	87.3
1964	Danny Schultz, UT	Sr.	23	95	104	91.4
1965	Paul Smith, MS	Jr.	26	51	55	92.7
1966	Kenny Drost, LS	Jr.	26	74	82	90.2
1967	Dick McIntosh, UG	Jr.	26	72	86	83.7
1968	Dick McIntosh, UG	Sr.	24	49	55	89.1
1969	Bill Justus, UT	Sr.	24	133	149	90.4
1970	Jimmy England, UT	Jr.	25	131	146	89.7
1971	Rudy Thacker, VU	Sr.	26	56	61	91.8
1972	Dave Rhodes, UM	Jr.	24	82	91	90.1
1973	Ed Palubinskas, LS	Jr.	24	137	153	89.5
1974	John Snow, UT	Sr.	25	77	87	88.5
1975	Bruno Caldwell, UF	Sr.	28	102	115	88.7
1976	Gene Shy, UF	Sr.	26	103	122	84.4
1977	Al Bonner, UF	Jr.	26	82	95	86.3
1978	Kyle Macy, UK	So.	32	115	129	89.1
1979	Kyle Macy, UK	Jr.	31	112	129	86.8
1980	Kyle Macy, UK	Sr.	35	104	114	91.2
1981	Mike Rhodes, VU	Sr.	23	69	84	82.1
1982	Jim Master, UK	So.	30	95	106	89.6
1983	Phil Cox, VU	So.	33	113	126	89.7
1984	Jeff Turner, VU	Sr.	29	86	102	84.3
1985	Michael Brooks, UT	Sr.	37	146	164	89.0
1986	Derrick Taylor, LS	Sr.	38	81	92	88.0
1987	Tony White, UT	Sr.	29	165	183	90.2
1988	Ed Davender, UK	Sr.	33	149	171	87.1
1989	Chris Jackson, LS	Fr.	32	163	200	81.5
1990	Chris Jackson, LS	So.	32	191	210	91.0
1991	Allan Houston, UT	So.	34	177	205	86.3
1992	Tony Watts, MS	Sr.	28	78	92	84.8
1993	Travis Ford, UK	Jr.	34	104	118	88.1
1994	Travis Ford, UK	Sr.	33	103	113	91.2
1995	Dan Cross, UF	Sr.	30	150	178	84.3
1996	Darryl Wilson, MS	Sr.	34	160	201	79.6
1997	Greg Stolt, UF	So.	30	100	118	84.7
1998	Brian Williams, UA	Jr.	31	88	108	81.5
1999	Brian Williams, UA	Sr.	30	126	147	85.7
2000	Dan Langhi, VU	Sr.	30	162	186	87.1
2001	Tayshaun Prince, UK	Jr.	34	97	115	84.3
2002	Jason Harrison, UM	Sr.	31	92	107	86.0
2003	Maurice Williams, UA	So.	29	98	117	83.8
2004	Scooter McFadgon, UT	Jr.	28	134	147	91.2
2005	Anthony Roberson, UF	Sr.	32	81	90	90.0
2006	Ronald Steele, UA	So.	31	124	139	89.2
2007	Taurean Green, UF	Jr.	40	141	166	84.9
2008	Chris Lofton, UT	Sr.	36	101	120	84.2
2009	Jodie Meeks, UK	Jr.	36	211	234	90.2
2010	Mikhail Torrance, UA	Sr.	32	135	156	86.5
2011	Chris Warren, UM	Sr.	34	168	181	92.8
2012	John Jenkins, VU	Jr.	35	128	153	83.7
2013	Marshall Henderson, UM	Jr.	36	166	188	88.3
2014	Brenton Williams, SC	Sr.	34	120	129	93.0
2015	Stefan Moody, UM	Jr.	34	149	165	90.3
2016	Dusty Hannahs, AR	Jr.	32	100	115	87.0
2017	Dusty Hannahs, AR	Sr.				



ANNUAL INDIVIDUAL LEADERS

Assists

Year	Player	Cl.	G	No.	Avg.
1969	Bill Hann, UT	Sr.	24	138	5.8
1970	Pete Maravich, LS	Sr.	31	192	6.3
1971	Jimmy England, UT	Sr.	26	140	5.4
1972	Ray Odums, UA	So.	26	144	5.5
1973	Rodney Woods, UT	So.	26	142	5.9
1974	Rodney Woods, UT	Jr.	25	149	6.0
1975	Rodney Woods, UT	Sr.	26	277	8.7
1976	Al Perry, MS	So.	26	207	8.0
1977	Kenny Higgs, LS	Jr.	27	239	8.9
1978	Johnny Darden, UT	Jr.	23	192	8.3
1979	Sean Tuohy, UM	Fr.	27	168	6.2
1980	Sean Tuohy, UM	So.	30	260	8.7
1981	Sean Tuohy, UM	Jr.	30	187	6.2
1982	Sean Tuohy, UM	So.	30	215	7.1
1983	Ennis Whatley, UA	So.	32	220	6.9
1984	Eric Richardson, UA	Sr.	27	186	6.9
1985	Terry Coner, UA	So.	33	184	5.6
1986	Terry Coner, UA	Jr.	32	241	7.5
1987	Terry Coner, UA	Sr.	27	173	6.4
1988	Ronnie Montgomery, UF	Sr.	34	189	5.6
1989	Gary Waites, UA	So.	31	188	6.1
1990	Sean Woods, UK	So.	28	164	5.9
1991	T.J. Pugh, LS	Jr.	30	196	6.5
1992	Chuck Evans, MS	Jr.	28	219	7.8
1993	Chuck Evans, MS	Sr.	29	235	8.1
1994	Travis Ford, UK	Sr.	33	193	5.8
1995	Pertha Robinson, UG	Jr.	27	169	6.3
1996	Wes Flanigan, AU	Jr.	32	214	6.7
1997	Kareem Reid, AR	So.	32	183	5.7
1998	Detrick White, MS	Jr.	30	166	5.5
1999	Detrick White, MS	Sr.	33	185	5.6
2000	Atiba Prater, VU	Sr.	30	180	6.0
2001	Jamison Brewer, AU	So.	32	187	5.8
2002	Derrick Zimmerman, MS	Jr.	35	210	6.0
2003	Derrick Zimmerman, MS	Sr.	31	172	5.6
2004	Cliff Hawkins, UK	Sr.	32	166	5.2
2005	Ronald Steele, UA	Fr.	32	160	5.0
	C.J. Watson, UT	Jr.	31	155	5.0
2006	Rajon Rondo, UK	So.	34	167	4.9
2007	Todd Abernethy, UM	Sr.	33	182	5.5
2008	Nick Calathes, UF	Fr.	36	221	6.1
2009	Nick Calathes, UF	So.	36	231	6.4
2010	John Wall, UK	Fr.	37	241	6.5
2011	Brad Tinsley, VU	Jr.	34	155	4.6
2012	Dee Bost, MS	Sr.	33	183	5.5
2013	Phil Pressey, MO	Jr.	34	240	7.1
2014	Alex Caruso, AM	So.	34	170	5.0
2015	Alex Caruso, AM	Jr.	33	182	5.5
2016	Tyler Ulis, UK	So.	35	246	7.0
2017	De'Aaron Fox, UK	Fr.	36	165	4.6
2018	Chris Chiozza, UF	Sr.	34	208	6.1
2019	Tremont Waters, LS	So.	33	192	5.8
2020	Ashton Hagans, UK	So.	30	191	6.4
2021	Sahvir Wheeler, UG	So.	26	193	7.4
2022	Sahvir Wheeler, UK	Jr.	30	207	6.9
2023	Zakai Ziegler, UT	So.	30	161	5.4

Blocks

Year	Player	Cl.	G	No.	Avg.
1984	Sam Bowie, UK	Sr.	34	65	1.9
1985	Bobby Lee Hurt, UA	Sr.	33	53	1.6
1986	Derrick McKey, UA	So.	33	76	2.3
1987	Dwayne Schintzius, UF	Fr.	34	95	2.8
1988	Dwayne Schintzius, UF	So.	35	84	2.4
1989	Doug Roth, UT	Sr.	30	60	2.0
1990	Shaquille O'Neal, LS	Fr.	32	115	3.6
1991	Shaquille O'Neal, LS	So.	28	140	5.0
1992	Shaquille O'Neal, LS	Jr.	30	157	5.2
1993	David Dean, UM	Jr.	28	56	2.0
1994	Andre Riddick, UK	Jr.	34	83	2.4
1995	Charles Claxton, UG	Sr.	28	94	3.4
1996	Roy Rogers, UA	Sr.	32	156	4.9
1997	Jamaal Magloire, UK	Fr.	40	79	2.0
	Tyrone Washington, MS	So.	30	59	2.0
1998	C.J. Black, UT	So.	29	73	2.5
1999	Mamadou N'diaye, AU	Jr.	33	77	2.3
2000	Stromile Swift, LS	So.	34	95	2.8
2001	Kyle Davis, AU	Fr.	30	84	2.8
2002	Kyle Davis, AU	So.	24	78	3.3
2003	Kyle Davis, AU	Jr.	34	126	3.7
2004	Kyle Davis, AU	Sr.	28	72	2.6
2005	Chuck Davis, UA	Jr.	32	62	1.9
2006	Tyrus Thomas, LS	Fr.	32	99	3.1
2007	Brandon Wallace, SC	Sr.	30	86	2.9
2008	Jarvis Varnado, MS	So.	34	157	4.6
2009	Jarvis Varnado, MS	Jr.	36	170	4.7
2010	Jarvis Varnado, MS	Sr.	36	170	4.7
2011	Sam Muldrow, SC	Sr.	30	103	3.4
2012	Anthony Davis, UK	Fr.	40	186	4.7
2013	Reginald Buckner, UM	Sr.	36	98	2.7
2014	Jordan Mickey, LS	Fr.	34	106	3.1
2015	Jordan Mickey, LS	So.	31	113	3.7
2016	Luke Kornei, VU	Jr.	28	84	3.0
2017	Moses Kingsley, AR	Sr.	36	93	2.6
2018	Anfernee McLemore, AU	So.	27	73	2.7
2019	Nicolas Claxton, UG	So.	32	81	2.5
2020	Yves Pons, UT	Jr.	31	73	2.4
2021	Isaiah Jackson, UK	Fr.	25	65	2.6
2022	Walker Kessler, AU	So.	34	155	4.6
2023	Colin Castleton, UF	Sr.	26	78	3.0

Steals

Year	Player	Cl.	G	No.	Avg.
1984	Jerry Reynolds, LS	So.	29	81	2.8
1985	Terry Coner, UA	So.	33	71	2.2
1986	Derrick Taylor, LS	Sr.	38	84	2.2
1987	Darryl Joe, LS	Jr.	37	91	2.5
1988	Patrick Hamilton, UG	Jr.	32	89	2.8
1989	Gerald Glass, UM	Jr.	30	89	3.0
1990	Gerald Glass, UM	Sr.	30	70	2.3
1991	Shawn Griggs, LS	So.	29	81	2.8
1992	Chuck Evans, MS	Sr.	28	83	3.0
1993	Robert Shepherd, AR	Sr.	31	87	2.8
	Chuck Evans, MS	Sr.	29	82	2.8
1994	Clarence Ceasar, LS	Jr.	27	80	3.0
1995	Clarence Ceasar, LS	Sr.	22	66	3.0
1996	Katu Davis, UG	Sr.	31	70	2.3
1997	Drew Maddox, VU	Jr.	31	68	2.2
1998	Bryant Smith, AU	Jr.	28	67	2.4
1999	James Strong, VU	Jr.	29	77	2.7
2000	Chuck Eidson, SC	Fr.	32	93	2.9
2001	Marquis Daniels, AU	So.	32	71	2.2
2002	Chuck Eidson, SC	Jr.	37	91	2.5
2003	Marquis Daniels, AU	Sr.	34	78	2.3
2004	Winsome Frazier, MS	Jr.	30	71	2.4
2005	Rajon Rondo, UK	Fr.	34	87	2.6
2006	Ronnie Brewer, AR	Jr.	32	83	2.6
2007	Sundiata Gaines, UG	Jr.	32	72	2.3
2008	Devan Downey, SC	So.	32	103	3.2
2009	Devan Downey, SC	Jr.	31	89	2.9
2010	Devan Downey, SC	Sr.	31	85	2.7
2011	Melvin Goins, UT	Sr.	33	57	1.7
2012	Anthony Hickey, LS	Fr.	33	69	2.1
2013	Anthony Hickey, LS	So.	29	85	2.9
2014	Trevor Releford, UA	Sr.	31	69	2.2
2015	Josh Richardson, UT	Sr.	32	67	2.1
2016	Alex Caruso, AM	Sr.	37	77	2.1
2017	Sindarius Thornwell, SC	Sr.	31	66	2.1
2018	Tremont Waters, LS	Fr.	33	67	2.0
2019	Tremont Waters, LS	Fr.	33	96	2.9
2020	Dru Smith, MO	Jr.	31	64	2.1
2021	Dru Smith, MO	Sr.	26	54	2.1
2022	JD Notae, AR	Sr.	36	81	2.3
2023	D'Moi Hodge, MO	Gr.	35	91	2.6

NCAA STATISTICAL CHAMPIONS

Scoring – Individual

Year	Player	Cl.	G	Pts.	Avg.
1957	Grady Wallace, SC	Sr.	29	906	31.2
1968	Pete Maravich, LS	So.	26	1138	43.8
1969	Pete Maravich, LS	Jr.	26	1148	44.2
1970	Pete Maravich, LS	Sr.	32	1381	#44.5
1971	Johnny Neumann, UM	So.	23	923	40.1
1981	Zam Fredrick, SC	Sr.	27	781	28.9

Field Goal Percentage – Individual

Year	Player	Cl.	G	FGM	FGA	Pct.
1957	Bailey Howell, MS	So.	25	217	382	56.8
1975	Bernard King, UT	Fr.	25	273	439	62.2
1976	Sidney Moncrief, AR	Fr.	28	149	224	66.5
1989	Dwayne Davis, UF	So.	33	179	248	72.2
1991	Oliver Miller, AR	Jr.	38	254	361	70.4
2012	Ricardo Ratliffe, MO	Sr.	35	210	303	69.3

Three-Point Field Goals Made – Individual

Year	Player	Cl.	G	No.	Avg.
2012	John Jenkins, VU	Jr.	35	134	3.83

Three-Point Field Goal Percentage – Individual

Year	Player	Cl.	G	FGM	FGA	Pct.
2007	Josh Carter, AM	So.	34	86	172	50.0

Free Throw Percentage – Individual

Year	Player	Cl.	G	FTM	FTA	Pct.
1960	Jack Waters, UM	Jr.	24	103	118	87.3
1962	Tommy Boyer, AR	Jr.	23	125	134	93.3
1963	Tommy Boyer, AR	Sr.	24	147	161	91.3
1969	Bill Justus, UT	Sr.	24	133	149	90.5
1974	Rickey Medlock, AR	Jr.	26	87	95	91.6
2011	Chris Warren, UM	Sr.	34	168	181	92.8

Rebounding – Individual

Year	Player	Cl.	G	Reb	Avg.
1968	Neal Walk, UF	Jr.	25	494	19.8
1991	Shaquille O'Neal, LS	So.	28	411	14.7
2022	Oscar Tshiebwe, UK	Jr.	34	515	15.2
2023	Oscar Tshiebwe, UK	Sr.	32	437	13.7

Blocks – Individual

Year	Player	Cl.	G	No.	Avg.
1992	Shaquille O'Neal, LS	Jr.	30	157	5.2
2008	Jarvis Varnado, MS	So.	34	157	4.6
2009	Jarvis Varnado, MS	Jr.	36	170	4.7
2012	Anthony Davis, UK	Fr.	40	186	4.7
2015	Jordan Mickey, LS	So.	31	113	3.7

Double-Doubles – Individual

Year	Player	G	No.	Avg.
2014	Julius Randle, UK	Fr.	40	24

Won-Lost Percentage – Team

Year	Team	W	L	Pct.
1949	Kentucky	32	2	.941
1954	Kentucky	25	0	1.000
1959	Mississippi St.	24	1	.960
1962	Mississippi St.	24	1	.960
1978	Kentucky	30	2	.938
1994	Arkansas	31	3	.912
2003	Kentucky	32	4	.889
2010	Kentucky	35	3	.921
2012	Kentucky	38	2	.950
2015	Kentucky	38	1	.974

Scoring Offense – Team

Year	Team	G	Pts.	Avg.
1952	Kentucky	32	2635	82.3

Scoring Defense – Team

Year	Team	G	Pts.	Avg.
1951	Texas A&M	29	1275	44.0
1965	Tennessee	25	1391	55.6
1967	Tennessee	28	1511	54.0

Scoring Margin – Team

Year	Team	Pts.	Opp.	Diff
1949	Kentucky	68.2	43.9	24.3
1951	Kentucky	74.7	52.5	22.2
1952	Kentucky	82.3	55.4	26.9
1954	Kentucky	87.5	60.3	27.2
1957	Kentucky	84.2	69.4	14.8
1994	Arkansas	93.4	75.6	17.9
1995	Kentucky	87.4	69.0	18.4
1996	Kentucky	91.4	69.4	22.1
1997	Kentucky	83.1	62.8	20.3
2007	Florida	79.8	62.6	17.2
2012	Kentucky	77.4	60.6	16.8
2015	Kentucky	74.4	54.3	20.1

Field Goal Percentage – Team

Year	Team	FGM	FGA	Pct.
1959	Auburn	593	1216	48.8
1960	Auburn	532	1022	52.1
1977	Arkansas	849	1558	54.5
1978	Arkansas	1060	1943	54.6
1980	Missouri	936	1635	#57.2
1983	Kentucky	869	1564	55.6
1994	Auburn	854	1689	50.6
2007	Florida	1125	2138	52.6
2012	Missouri	981	1945	50.4

Field Goal Percentage Defense – Team

Year	Team	FGM	FGA	Pct.
1995	Alabama	771	2048	37.6
2012	Kentucky	889	2379	37.4
2015	Kentucky	750	2116	35.4

Three-Point Field Goals Made – Team

Year	Team	G	No.	Avg.
1990	Kentucky	28	281	10.04
1998	Florida	29	285	9.83
2012	Florida	37	357	9.65
2019	Auburn	40	454	11.35

Three-Point Field Goals Attempts – Team

Year	Team	G	No.	Avg.
2019	Auburn	40	1204	30.1

Three-Point Field Goal Percentage Defense – Team

Year	Team	FGM	FGA	Pct.
2020	Arkansas	164	602	27.2
2023	Tennessee	202	765	26.4

Free Throw Percentage – Team

Year	Team	FTM	FTA	Pct.
1960	Auburn	424	549	77.2
1961	Tulane	459	604	76.0
1962	Arkansas	647	502	77.6
1963	Tulane	390	492	79.3
1966	Auburn	476	601	79.2
1968	Vanderbilt	527	684	77.0
1971	Tennessee	538	679	79.2
1974	Vanderbilt	477	595	80.2
1975	Vanderbilt	530	692	76.6
1987	Alabama	521	662	78.7

Rebounding – Team

Year	Team	G	No.	Avg.
1959	Mississippi St.	25	1012	58.9

Rebound Margin – Team

Year	Team	Reb	Opp.	Diff
2022	Kentucky	40.1	30.4	9.7

Assists – Team

Year	Team	G	No.	Avg.
1992	Arkansas	34	674	19.8
1994	Arkansas	34	687	20.2
1996	Kentucky	36	783	21.8
1997	Kentucky	40	776	19.4
2009	Missouri	38	699	18.4

Assist-To-Turnover Ratio – Team

Year	Team	A	TO	Ratio
2003	Georgia	483	312	1.55
2012	Missouri	566	358	1.58

Blocks – Team

Year	Team	G	No.	Avg.
2012	Kentucky	40	344	8.60
2021	Auburn	27	163	6.04
2022	Auburn	34	272	8.0

Steals – Team

Year	Team	G	No.	Avg.
1989	Arkansas	32	372	11.6
2010	Missouri	34	371	10.9
2022	LSU	34	373	11.0

Turnover Margin – Team

Year	Team	Own	Opp	Margin
1996	Kentucky	22.19	15.39	6.81
1999	Auburn	19.91	12.88	7.03
2000	Arkansas	21.18	14.53	6.65
2023	Missouri	11.14	16.91	5.77

#NCAA record



NCAA ATTENDANCE

SEC Year-By-Year Attendance

Year	Teams	Games	Total Attendance	National Finish	Average Attendance	National Finish
1976	10	134	1,073,487	2nd	8,011	4th
1977	10	139	1,362,411	1st	9,802	3rd
1978	10	134	1,357,300	2nd	10,129	3rd
1979	10	140	1,527,309	2nd	10,909	2nd
1980	10	139	1,493,850	2nd	10,747	2nd
1981	10	143	1,523,695	2nd	10,655	2nd
1982	10	139	1,522,173	2nd	10,951	2nd
1983	10	154	1,650,264	2nd	10,716	2nd
1984	10	147	1,538,607	2nd	10,467	2nd
1985	10	156	1,566,454	2nd	10,041	2nd
1986	10	149	1,549,402	2nd	10,399	2nd
1987	10	148	1,539,984	2nd	10,405	2nd
1988	10	149	1,728,622	2nd	11,601	2nd
1989	10	147	1,750,644	2nd	11,909	3rd
1990	10	147	1,805,597	2nd	*12,283	2nd
1991	10	143	1,677,697	3rd	11,732	3rd
1992	12	180	2,037,314	1st	11,318	3rd
1993	12	173	1,838,259	2nd	10,626	5th
1994	12	181	2,049,021	2nd	11,321	2nd
1995	12	174	2,002,761	2nd	11,510	2nd
1996	12	187	2,119,158	1st	11,332	3rd
1997	12	183	1,937,230	4th	10,586	3rd
1998	12	180	1,977,245	3rd	10,985	3rd
1999	12	186	2,004,425	2nd	10,776	3rd
2000	12	190	2,117,023	2nd	11,142	3rd
2001	12	197	2,163,525	2nd	10,982	3rd
2002	12	192	2,094,195	2nd	10,907	2nd
2003	12	192	2,132,439	2nd	11,106	3rd
2004	12	195	2,230,546	1st	11,439	3rd
2005	12	196	2,089,995	3rd	10,663	3rd
2006	12	199	2,205,320	4th	11,082	3rd
2007	12	214	2,562,073	3rd	11,972	2nd
2008	12	211	2,561,545	2nd	12,140	2nd
2009	12	227	*2,638,852	2nd	11,625	2nd
2010	12	214	2,518,749	2nd	11,770	2nd
2011	12	216	2,416,498	3rd	11,187	3rd
2012	12	215	2,475,188	2nd	11,513	2nd
2013	14	247	2,611,016	3rd	10,571	3rd
2014	14	254	2,629,593	4th	10,353	4th
2015	14	249	2,693,919	3rd	10,819	3rd
2016	14	240	2,703,209	3rd	11,263	3rd
2017	14	237	2,625,959	3rd	11,080	3rd
2018	14	244	2,837,351	2nd	11,628	2nd
2019	14	244	2,812,673	3rd	11,527	2nd
2020	14	239	2,673,904	3rd	11,188	2nd
2021*	14	182	398,483	--	2,189	--
2022	14	252	2,660,298	2nd	10,557	3rd
2023	14	243	2,756,659	2nd	11,344	2nd

*Majority of 2020-21 season played with zero or limited capacity attendance due to COVID-19 pandemic. As a result, no official attendance figures were calculated for any teams/conferences for the year.

2022-23 Conference Leaders

Conference	Teams	Games	Attendance	Average
1. Big Ten	14	242	2,919,261	12,063
2. SEC	14	243	2,756,659	11,344
3. Big 12	10	174	1,862,341	10,703
4. ACC	15	258	2,566,921	9,949
5. Big East	11	183	1,812,987	9,907
6. Mountain West	11	182	1,205,625	6,624
7. Pac-12	12	209	1,331,902	6,373
8. AAC	11	185	1,061,292	5,737
9. Atlantic 10	15	254	1,105,842	4,354
10. MVC	12	182	661,430	3,634
11. WCC	10	173	579,313	3,349
12. MAC	12	180	504,677	2,804
13. C-USA	11	188	525,645	2,796
14. Sun Belt	14	226	622,413	2,754
15. WAC	13	198	492,042	2,485
16. CAA	13	189	438,742	2,321
17. Horizon	11	168	360,017	2,143
18. SoCon	10	155	331,339	2,138
19. Summit League	10	145	302,891	2,089
20. Big Sky	10	139	284,289	2,045
21. ASUN	14	201	375,399	1,868
22. MAAC	11	153	281,871	1,842
23. SWAC	12	147	268,588	1,827
24. OVC	10	151	272,548	1,805
25. Big West	11	167	300,580	1,800
26. MEAC	8	101	155,531	1,540
27. Ivy League	8	105	145,472	1,385
28. Big South	10	143	184,090	1,287
29. America East	9	127	159,637	1,257
30. Patriot	10	144	158,746	1,102
31. Southland	10	143	157,161	1,099
32. NEC	9	124	86,099	694

NOTE: Entire season total attendance includes the conference tournaments.

2022-23 Team Leaders

School	Games	Attendance	Average
1. Kentucky	18	357,721	19,873
2. Syracuse	18	343,828	19,102
3. Arkansas	17	323,875	19,051
4. Tennessee	16	300,496	18,781
5. North Carolina	15	298,344	19,890
6. Indiana	17	273,721	16,101
7. Kansas	16	260,800	16,300
8. Creighton	15	257,449	17,163
9. Illinois	17	256,539	15,091
10. Marquette	17	243,584	14,328
11. Wisconsin	17	240,563	14,151
12. Arizona	17	239,947	14,115
13. Maryland	17	238,777	14,046
14. Purdue	16	238,016	14,876
15. New Mexico	20	228,225	11,411
16. Virginia	16	227,511	14,219
17. BYU	16	225,875	14,117
18. NC State	17	225,307	13,253
19. Texas Tech	17	224,774	13,222
20. Missouri	19	219,844	11,571
37. LSU	18	167,723	9,318
38. Alabama	15	164,512	10,967
41. Vanderbilt	20	162,128	8,106
45. South Carolina	15	157,053	10,470
47. Texas A&M	16	148,475	9,280
48. Auburn	16	145,936	9,121
53. Georgia	17	140,155	8,244
61. Florida	16	130,000	8,125
66. Mississippi St.	16	122,787	7,674
80. Ole Miss	17	103,566	6,092

SEC TOURNAMENT CHAMPIONS

Year	Champion	Runner-Up	Score	Site	Year	Champion	Runner-Up	Score	Site	
1933	Kentucky	Mississippi St.	46-27	Atlanta	1991	Alabama	Tennessee	88-69	Nashville	
1934	Alabama	Florida	41-25	Atlanta	1992	Kentucky	Alabama	80-54	Birmingham	
1935	No Tournament Held				1993	Kentucky	LSU	82-65	Lexington	
1936	Tennessee	Alabama	29-25	Knoxville	1994	Kentucky	Florida	73-60	Memphis	
1937*	Kentucky	Tennessee	39-25	Knoxville	1995	Kentucky	Arkansas	95-93 ot	Atlanta	
1938	Georgia Tech	Ole Miss	58-47	Baton Rouge	1996	Mississippi St.	Kentucky	84-73	New Orleans	
1939	Kentucky	Tennessee	46-38	Knoxville	1997	Kentucky	Georgia	95-68	Memphis	
1940	Kentucky	Georgia	51-43	Knoxville	1998	Kentucky	South Carolina	86-56	Atlanta	
1941	Tennessee	Kentucky	36-33	Louisville	1999	Kentucky	Arkansas	76-63	Atlanta	
1942	Kentucky	Alabama	36-34	Louisville	2000	Arkansas	Auburn	75-67	Atlanta	
1943	Tennessee	Kentucky	33-30	Louisville	2001	Kentucky	Ole Miss	77-55	Nashville	
1944**	Kentucky	Tulane	62-46	Louisville	2002	Mississippi St.	Alabama	61-58	Atlanta	
1945	Kentucky	Tennessee	39-35	Louisville	2003	Kentucky	Mississippi St.	64-57	New Orleans	
1946	Kentucky	LSU	59-36	Louisville	2004	Kentucky	Florida	89-73	Atlanta	
1947	Kentucky	Tulane	55-38	Louisville	2005	Florida	Kentucky	70-53	Atlanta	
1948	Kentucky	Georgia Tech	54-43	Louisville	2006	Florida	South Carolina	49-47	Nashville	
1949	Kentucky	Tulane	68-52	Louisville	2007	Florida	Arkansas	77-56	Atlanta	
1950	Kentucky	Tennessee	95-58	Louisville	2008	Georgia	Arkansas	66-57	Atlanta	
1951	Vanderbilt	Kentucky	61-57	Louisville	2009	Mississippi State	Tennessee	64-61	Tampa	
1952	Kentucky	LSU	44-43	Louisville	2010	Kentucky	Mississippi State	75-74 ot	Nashville	
1953-78	No Tournament Held				2011	Kentucky	Florida	70-54	Atlanta	
1979	Tennessee	Kentucky	75-69 ot	Birmingham	2012	Vanderbilt	Kentucky	71-64	New Orleans	
1980	LSU	Kentucky	80-78	Birmingham	2013	Ole Miss	Florida	66-63	Nashville	
1981	Ole Miss	Georgia	66-62	Birmingham	2014	Florida	Kentucky	61-60	Atlanta	
1982	Alabama	Kentucky	48-46	Lexington	2015	Kentucky	Arkansas	78-63	Nashville	
1983	Georgia	Alabama	86-71	Birmingham	2016	Kentucky	Texas A&M	72-66 ot	Nashville	
1984	Kentucky	Auburn	51-49	Nashville	2017	Kentucky	Arkansas	82-65	Nashville	
1985	Auburn	Alabama	53-49 ot	Birmingham	2018	Kentucky	Tennessee	77-72	St. Louis	
1986	Kentucky	Alabama	83-72	Lexington	2019	Auburn	Tennessee	84-64	Nashville	
1987	Alabama	LSU	69-62	Atlanta	2020	2019-20 season ended on March 12 due to COVID-19 pandemic				
1988	Vacated	Georgia	62-57	Baton Rouge	2021	Alabama	LSU	80-79	Nashville	
1989	Alabama	Florida	72-60	Knoxville	2022	Tennessee	Texas A&M	65-50	Tampa Bay	
1990	Alabama	Ole Miss	70-51	Orlando	2023	Alabama	Texas A&M	82-63	Nashville	

*Only eight teams invited to participate

**Only six teams participated due to World War II

Series Records

	UA	AR	AU	UF	UG	GT	UK	LS	UM	MS	MO	SEW	SC	UT	AM	TUL	VU
Alabama	---	1-1	8-2	7-7	6-4	3-2	2-17	6-3	6-2	9-3	1-0	1-0	5-2	11-5	2-0	1-1	4-5
Arkansas	1-1	---	2-0	2-5	6-3	0-0	1-9	3-3	1-0	2-0	1-0	0-0	3-2	3-4	0-2	0-0	5-1
Auburn	2-8	0-2	---	4-4	3-5	0-0	1-13	4-5	1-2	2-2	1-1	0-0	3-1	4-9	1-2	2-1	6-2
Florida	7-7	5-2	4-4	---	2-1	0-0	4-13	4-8	4-3	2-3	1-0	0-0	2-1	4-5	0-2	0-1	7-3
Georgia	4-6	3-6	5-3	1-2	---	2-2	1-12	3-7	9-2	10-3	1-2	0-0	3-0	4-5	0-0	0-3	2-7
Georgia Tech	2-3	0-0	0-0	0-0	2-2	---	0-5	0-1	1-1	3-1	0-0	0-0	0-0	0-4	0-0	3-1	3-0
Kentucky	17-2	9-1	13-1	13-4	12-1	5-0	---	16-2	15-0	8-3	0-0	0-0	3-2	12-6	1-0	6-1	5-6
LSU	3-6	3-3	5-4	8-4	7-3	1-0	2-16	---	6-3	2-5	1-0	1-0	0-3	4-7	0-1	2-2	6-5
Ole Miss	2-6	0-1	2-1	3-4	2-9	1-1	0-15	3-6	---	1-1	2-1	0-0	6-5	7-6	0-0	0-0	4-3
Mississippi State	3-9	0-2	2-2	3-2	3-10	1-3	3-8	5-2	1-1	---	0-0	0-0	3-2	3-10	0-0	1-0	6-8
Missouri	0-1	0-1	1-1	0-1	2-1	0-0	0-0	0-1	1-2	0-0	---	0-0	0-1	1-0	2-0	0-0	0-0
Sewanee	0-1	0-0	0-0	0-0	0-0	0-0	0-0	0-1	0-0	0-0	0-0	---	0-0	0-0	0-0	0-0	0-0
South Carolina	2-5	2-3	1-3	1-2	0-3	0-0	2-3	3-0	5-6	2-3	1-0	0-0	---	2-3	0-0	0-0	0-0
Tennessee	5-11	4-3	9-4	5-4	5-4	4-0	6-12	7-4	6-7	10-3	0-1	0-0	3-2	---	1-0	0-1	9-1
Texas A&M	0-2	2-0	2-1	2-0	0-0	0-0	0-1	1-0	0-0	0-1	0-2	0-0	0-0	0-1	---	0-0	2-1
Tulane	1-1	0-0	1-2	1-0	3-0	1-3	1-6	2-2	0-0	0-1	0-0	0-0	0-0	1-0	0-0	---	1-2
Vanderbilt	5-4	1-5	2-6	3-7	7-2	0-3	6-5	5-6	3-4	8-6	0-0	0-0	0-0	1-9	2-2	1-1	---



SEC TOURNAMENT STANDINGS

All-Time SEC Tournament Standings

Team	Tourney	Overall			Semifinals				Championship Games				Titles	
		W	L	Pct.	App	W	L	Pct.	App	W	L	Pct.		
Alabama	63	73	54	.575	29	15	14	.517	15	8	7	.533	8	1934, 1982, 1987, 1989, 1990, 1991, 2021, 2023
Arkansas	32	30	30	.500	16	6	10	.375	7	1	6	.143	1	2000
Auburn	59	34	57	.374	13	4	9	.308	4	2	2	.500	2	1985, 2019
Florida	57	46	53	.465	18	10	8	.556	10	4	6	.400	4	2005, 2006, 2007, 2014
Georgia	63	48	60	.444	15	6	9	.400	6	2	4	.333	2	1983, 2008
Kentucky	61	135	29	.823	46	42	4	.913	42	32	10	.762	31	1933, 1937, 1939, 1940, 1942, 1944, 1945, 1946, 1947, 1948, 1949, 1950, 1952, 1984, 1986, 1992, 1993, 1994, 1995, 1997, 1998, 1999, 2001, 2003, 2004, 2010, 2011, 2015, 2016, 2017, 2018
LSU	63	51	62	.451	27	6	21	.222	6	1	5	.167	1	1980
Ole Miss	61	33	59	.359	11	5	6	.455	5	2	3	.400	2	1981, 2013
Mississippi State	62	35	59	.372	12	6	6	.500	6	3	3	.500	3	1996, 2002, 2009
Missouri	9	7	9	.438	1	0	1	.000	0	0	0	.000	0	
South Carolina	31	21	31	.404	6	2	4	.333	2	0	2	.000	0	
Tennessee	62	74	57	.565	27	13	14	.482	13	5	8	.385	5	1936, 1941, 1943, 1979, 2022
Texas A&M	10	9	10	.474	3	3	0	1.000	3	0	3	.000	0	
Vanderbilt	62	44	60	.423	15	2	13	.133	2	2	0	1.000	2	1951, 2012

Former Members

Georgia Tech	19	14	18	.438	8	2	6	.250	2	1	1	.500	1	1938
Sewanee	2	0	2	0	0	0	0	.000	0	0	0	.000	0	
Tulane	16	12	16	.429	5	3	2	.600	3	0	3	.000	0	

SEC Tournament Standings (Since 1979)

Team	Tourney	Overall			Semifinals				Championship Games				Titles	
		W	L	Pct.	App	W	L	Pct.	App	W	L	Pct.		
Alabama	44	57	37	.606	21	12	9	.571	12	7	5	.583	7	1982, 1987, 1989, 1990, 1991, 2021, 2023
Arkansas	32	30	30	.500	16	6	10	.375	7	1	6	.143	1	2000, 2023
Auburn	42	30	40	.429	12	4	8	.333	4	2	2	.500	2	1985, 2019
Florida	44	42	40	.512	15	9	6	.600	9	4	5	.444	4	2005, 2006, 2007, 2014
Georgia	44	39	41	.488	12	5	7	.417	5	2	3	.400	2	1983, 2008
Kentucky	42	78	23	.772	29	26	3	.897	26	18	8	.692	18	1984, 1986, 1992, 1993, 1994, 1995, 1997, 1998, 1999, 2001, 2003, 2004, 2010, 2011, 2015, 2016, 2017, 2018
LSU	44	30	43	.411	16	4	12	.250	4	1	3	.250	1	1980
Ole Miss	45	27	43	.386	10	4	6	.400	4	2	2	.500	2	1981, 2013
Mississippi State	44	31	41	.431	10	5	5	.500	5	3	2	.600	3	1996, 2002, 2009
Missouri	9	7	9	.438	1	0	1	.000	0	0	0	.000	0	
South Carolina	31	21	31	.404	6	2	4	.333	2	0	2	.000	0	
Tennessee	44	39	42	.482	14	6	8	.429	6	2	4	.333	1	1979, 2022
Texas A&M	10	9	10	.474	3	3	0	1.000	3	0	3	.000	0	
Vanderbilt	45	31	44	.413	11	1	10	.091	1	1	0	1.000	1	2012

SEC Tournament Standings (1933-52)

Team	Tourney	Overall			Semifinals				Championship Games				Titles	
		W	L	Pct.	App	W	L	Pct.	App	W	L	Pct.		
Alabama	18	16	17	.485	8	3	5	.375	3	1	2	.333	1	1934
Auburn	17	4	17	.190	1	0	1	.000	0	0	0	.000	0	
Florida	13	4	13	.235	1	1	3	.250	1	0	1	.000	0	
Georgia	19	9	19	.321	3	1	2	.333	1	0	1	.000	0	
Georgia Tech	19	14	18	.438	8	2	6	.250	2	1	1	.500	1	1938
Kentucky	19	57	6	.905	17	16	1	.941	16	13	3	.813	13	1933, 1937, 1939, 1940, 1942, 1944, 1945, 1946, 1947, 1948, 1949, 1950, 1952
LSU	19	21	19	.525	11	2	9	.182	2	0	2	.000	0	
Ole Miss	16	4	16	.200	1	1	0	1.000	1	0	1	.000	0	
Mississippi State	18	4	18	.182	2	1	1	.500	1	0	1	.000	0	
Sewanee	2	0	2	.000	0	0	0	.000	0	0	0	.000	0	
Tennessee	18	35	15	.700	13	7	6	.538	7	3	4	.429	3	1936, 1941, 1943
Tulane	16	12	16	.429	5	3	2	.600	3	0	3	.000	0	
Vanderbilt	17	12	16	.429	4	1	3	.250	1	1	0	1.000	1	1951

Records listed are on-the-court records and do not reflect games vacated due to NCAA probation
 Note: The 2020 SEC Tournament was canceled after the first round due to the COVID-19 pandemic

SEC TOURNAMENT RESULTS

1933

Atlanta Athletic Club • Atlanta, Ga.

Alabama 41, Sewanee 28	1st	Feb. 24
Tulane 46, Georgia 22	1st	Feb. 24
Kentucky 49, Ole Miss 31	1st	Feb. 24
LSU 57, Auburn 33	1st	Feb. 24
Tennessee 30, Georgia Tech 24	1st	Feb. 24
Mississippi State 30, Alabama 25	2nd	Feb. 25
Vanderbilt 28, Tulane 25	2nd	Feb. 25
Kentucky 48, Florida 24	2nd	Feb. 25
LSU 55, Tennessee 43	2nd	Feb. 25
Mississippi State 48, Vanderbilt 36	Semis	Feb. 27
Kentucky 51, LSU 38	Semis	Feb. 27
Kentucky 46, Mississippi State 27	Champ	Feb. 28

1934

Atlanta Athletic Club • Atlanta, Ga.

Georgia 33, Georgia Tech 19	1st	Feb. 23
Tennessee 43, Auburn 26	1st	Feb. 23
Florida 38, Kentucky 32	2nd	Feb. 24
Vanderbilt 46, Georgia 29	2nd	Feb. 24
Tennessee 42, LSU 35	2nd	Feb. 24
Alabama 37, Mississippi State 25	2nd	Feb. 24
Florida 24, Vanderbilt 23	Semis	Feb. 26
Alabama 29, Tennessee 26	Semis	Feb. 26
Alabama 41, Florida 25	Champ	Feb. 27

1936

Alumni Memorial Gym • Knoxville, Tenn.

Auburn 43, Georgia 26	1st	Feb. 28
Georgia Tech 42, Vanderbilt 37	2nd	Feb. 28
Alabama 52, LSU 30	2nd	Feb. 28
Kentucky 41, Mississippi State 39	2nd	Feb. 28
Tennessee 43, Auburn 25	2nd	Feb. 28
Alabama 43, Georgia Tech 34	Semis	Feb. 29
Tennessee 39, Kentucky 28	Semis	Feb. 29
Tennessee 29, Alabama 25	Champ	March 2

1937

Alumni Memorial Gym • Knoxville, Tenn.

Georgia Tech 43, Mississippi State 30	1st	Feb. 26
Kentucky 57, LSU 37	1st	Feb. 26
Alabama 35, Ole Miss 34	1st	Feb. 26
Tennessee 35, Georgia 11	1st	Feb. 26
Kentucky 40, Georgia Tech 30	Semis	Feb. 27
Tennessee 42, Alabama 25	Semis	Feb. 27
Kentucky 39, Tennessee 25	Champ	March 1

Note: Only eight teams invited.

1938

Huey Long Field House • Baton Rouge, La.

Vanderbilt 50, Alabama 26	1st	March 3
Tulane 47, Georgia 36	1st	March 3
Tennessee 41, Mississippi State 34	1st	March 3
Georgia Tech 50, Vanderbilt 18	2nd	March 3
Tulane 38, Kentucky 36	2nd	March 3
Ole Miss 45, Tennessee 40	2nd	March 3
LSU 60, Auburn 34	2nd	March 3
Georgia Tech 44, Tulane 29	Semis	March 4
Ole Miss 68, LSU 40	Semis	March 4
Georgia Tech 58, Ole Miss 47	Champ	March 5

1939

Alumni Memorial Gym • Knoxville, Tenn.

Vanderbilt 73, Mississippi State 40	1st	March 1
Auburn 43, Tulane 30	1st	March 1
Ole Miss 42, Georgia Tech 38	1st	March 1
LSU 55, Sewanee 35	1st	March 1
Vanderbilt 41, Alabama 35	2nd	March 2
Tennessee 49, Auburn 35	2nd	March 2
Kentucky 49, Ole Miss 30	2nd	March 2
LSU 50, Georgia 28	2nd	March 2
Tennessee 39, Vanderbilt 36	Semis	March 3
Kentucky 53, LSU 34	Semis	March 3
Kentucky 46, Tennessee 38	Champ	March 4

1940

Alumni Memorial Gym • Knoxville, Tenn.

LSU 57, Tulane 44	1st	Feb. 28
Georgia 48, Auburn 41	1st	Feb. 28
Vanderbilt 46, Mississippi State 36	1st	Feb. 28
Tennessee 55, Georgia Tech 43	1st	Feb. 28
Alabama 51, LSU 25	2nd	Feb. 29
Georgia 45, Ole Miss 28	2nd	Feb. 29
Kentucky 44, Vanderbilt 34	2nd	Feb. 29
Tennessee 42, Florida 32	2nd	Feb. 29
Georgia 30, Alabama 28	Semis	March 1
Kentucky 30, Tennessee 29	Semis	March 1
Kentucky 51, Georgia 43	Champ	March 2

1941

Jefferson County Armory • Louisville, Ky.

Tennessee 35, Mississippi State 29	1st	Feb. 27
Vanderbilt 63, LSU 49	1st	Feb. 27
Alabama 39, Georgia Tech 33	1st	Feb. 27
Kentucky 62, Ole Miss 52	1st	Feb. 27
Tennessee 41, Georgia 39	2nd	Feb. 28
Florida 48, Vanderbilt 41	2nd	Feb. 28
Alabama 38, Auburn 16	2nd	Feb. 28
Kentucky 59, Tulane 30	2nd	Feb. 28
Tennessee 47, Florida 26	Semis	March 1
Kentucky 39, Alabama 37	Semis	March 1
Tennessee 36, Kentucky 33	Champ	March 1

1942

Jefferson County Armory • Louisville, Ky.

Alabama 37, Georgia Tech 32	1st	Feb. 26
Tennessee 62, Georgia 50	1st	Feb. 26
Auburn 36, Vanderbilt 34	1st	Feb. 26
Kentucky 42, Florida 36	1st	Feb. 26
Alabama 45, LSU 31 ot	2nd	Feb. 27
Tennessee 50, Mississippi State 40	2nd	Feb. 27
Auburn 45, Tulane 36	2nd	Feb. 27
Kentucky 59, Ole Miss 32	2nd	Feb. 27
Alabama 21, Tennessee 18	Semis	Feb. 28
Kentucky 40, Auburn 31	Semis	Feb. 28
Kentucky 36, Alabama 34	Champ	Feb. 28



SEC TOURNAMENT RESULTS

1943

Jefferson County Armory • Louisville, Ky.

LSU 67, Auburn 38	1st	Feb. 25
Georgia 36, Ole Miss 27	1st	Feb. 25
Kentucky 48, Tulane 31	1st	Feb. 25
LSU 46, Alabama 41	2nd	Feb. 26
Tennessee 41, Vanderbilt 31	2nd	Feb. 26
Mississippi State 48, Georgia Tech 41	2nd	Feb. 26
Kentucky 59, Georgia 30	2nd	Feb. 26
Tennessee 52, LSU 34	Semis	Feb. 27
Kentucky 52, Mississippi State 43	Semis	Feb. 27
Tennessee 33, Kentucky 30	Champ	Feb. 27

1944

Jefferson County Armory • Louisville, Ky.

Georgia Tech 63, Vanderbilt 51	1st	March 2
Kentucky 57, Georgia 29	1st	March 2
Tulane 66, Georgia Tech 55	Semis	March 3
Kentucky 55, LSU 28	Semis	March 3
Kentucky 62, Tulane 46	Champ	March 3

Note: Only six teams participated due to World War II

1945

Jefferson County Armory • Louisville, Ky.

Georgia Tech 68, Georgia 49	1st	Feb. 28
Tennessee 59, Ole Miss 37	1st	March 1
Kentucky 57, Florida 35	1st	March 1
Georgia Tech 60, Mississippi State 43	2nd	March 2
Tennessee 56, Auburn 24	2nd	March 2
Alabama 51, Tulane 31	2nd	March 2
Kentucky 68, LSU 37	2nd	March 2
Tennessee 41, Georgia Tech 37	Semis	March 3
Kentucky 52, Alabama 41	Semis	March 3
Kentucky 39, Tennessee 35	Champ	March 3

1946

Jefferson County Armory • Louisville, Ky.

Georgia 36, Georgia Tech 30	1st	Feb. 28
LSU 74, Tulane 29	1st	Feb. 28
Tennessee 46, Vanderbilt 32	1st	Feb. 28
Kentucky 69, Auburn 24	1st	Feb. 28
Georgia 45, Mississippi State 44	2nd	March 1
LSU 69, Ole Miss 34	2nd	March 1
Alabama 35, Tennessee 24	2nd	March 1
Kentucky 69, Florida 32	2nd	March 1
LSU 60, Georgia 41	Semis	March 2
Kentucky 59, Alabama 30	Semis	March 2
Kentucky 59, LSU 36	Champ	March 2

1947

Jefferson County Armory • Louisville, Ky.

Tennessee 58, Georgia 45	1st	Feb. 27
LSU 61, Ole Miss 36	1st	Feb. 27
Georgia Tech 65, Mississippi State 52	1st	Feb. 27
Kentucky 98, Vanderbilt 29	1st	Feb. 27
Tulane 47, Tennessee 41	2nd	Feb. 28
LSU 60, Florida 45	2nd	Feb. 28
Georgia Tech 43, Alabama 40	2nd	Feb. 28
Kentucky 84, Auburn 18	2nd	Feb. 28
Tulane 63, LSU 50	Semis	March 1
Kentucky 75, Georgia Tech 53	Semis	March 1
Kentucky 55, Tulane 38	Champ	March 1

1948

Jefferson County Armory • Louisville, Ky.

Georgia Tech 46, Alabama 34	1st	March 4
Tulane 47, Auburn 40	1st	March 4
Tennessee 73, Mississippi State 52	1st	March 4
Kentucky 87, Florida 31	1st	March 4
Georgia Tech 60, Georgia 57	2nd	March 5
Tulane 67, Vanderbilt 53	2nd	March 5
Tennessee 81, Ole Miss 62	2nd	March 5
Kentucky 63, LSU 47	2nd	March 5
Georgia Tech 50, Tulane 40	Semis	March 6
Kentucky 70, Tennessee 47	Semis	March 6
Kentucky 54, Georgia Tech 43	Champ	March 6

1949

Jefferson County Armory • Louisville, Ky.

LSU 55, Georgia Tech 53	1st	March 3
Tulane 64, Alabama 42	1st	March 3
Tennessee 73, Mississippi State 46	1st	March 3
Kentucky 73, Florida 36	1st	March 3
LSU 60, Vanderbilt 56	2nd	March 4
Tulane 92, Georgia 62	2nd	March 4
Tennessee 74, Ole Miss 49	2nd	March 4
Kentucky 70, Auburn 39	2nd	March 4
Tulane 72, LSU 63	Semis	March 5
Kentucky 83, Tennessee 44	Semis	March 5
Kentucky 68, Tulane 52	Champ	March 5

1950

Jefferson County Armory • Louisville, Ky.

LSU 66, Florida 57	1st	March 2
Tennessee 63, Georgia Tech 56	1st	March 2
Georgia 59, Ole Miss 58	1st	March 2
Mississippi State 56, Tulane 47	1st	March 2
LSU 73, Auburn 45	2nd	March 3
Tennessee 50, Vanderbilt 44	2nd	March 3
Georgia 52, Alabama 51 ot	2nd	March 3
Kentucky 56, Mississippi State 46	2nd	March 3
Tennessee 81, LSU 79 ot	Semis	March 4
Kentucky 79, Georgia 63	Semis	March 4
Kentucky 95, Tennessee 58	Champ	March 4

1951

Jefferson County Armory • Louisville, Ky.

Vanderbilt 88, Tennessee 52	1st	March 1
Ole Miss 44, Alabama 42	1st	March 1
Tulane 66, Florida 62	1st	March 1
Kentucky 92, Mississippi State 70	1st	March 1
Vanderbilt 70, Georgia 60	2nd	March 2
LSU 62, Ole Miss 57	2nd	March 2
Georgia Tech 63, Tulane 61 ot	2nd	March 2
Kentucky 84, Auburn 54	2nd	March 2
Vanderbilt 75, LSU 63	Semis	March 3
Kentucky 82, Georgia Tech 56	Semis	March 3
Vanderbilt 61, Kentucky 57	Champ	March 3

SEC TOURNAMENT RESULTS

1952

Jefferson County Armory • Louisville, Ky.

LSU 77, Mississippi State 44	1st	Feb. 28	
Vanderbilt 61, Georgia 49	1st	Feb. 28	
Alabama 63, Auburn 49	1st	Feb. 28	
Kentucky 80, Georgia Tech 59	1st	Feb. 28	
LSU 75, Ole Miss 60	2nd	Feb. 29	
Florida 66, Vanderbilt 63	2nd	Feb. 29	
Tennessee 61, Alabama 60	2nd	Feb. 29	
Kentucky 85, Tulane 61	2nd	Feb. 29	
LSU 77, Florida 69	Semis	March 1	
Kentucky 81, Tennessee 66	Semis	March 1	
Kentucky 44, LSU 43	Champ	March 1	

1979

Birmingham-Jefferson Civic Center • Birmingham, Ala. • Attend: 120,837

(4) Alabama 81, (10) Florida 64	1st	Feb. 28	10,317
(6) Kentucky 82, (8) Ole Miss 77	1st	Feb. 28	9,769
(7) Georgia 75, (5) Mississippi State 72	1st	Feb. 28	8,979
(9) Auburn 59, (3) Vanderbilt, 53	1st	Feb. 28	12,496
(6) Kentucky 101, (4) Alabama 100	2nd	March 1	16,300
(9) Auburn 95, (7) Georgia 91 4ot	2nd	March 1	16,468
(2) Tennessee 75, (9) Auburn 64	Semis	March 2	16,621
(6) Kentucky 80, (1) LSU 67	Semis	March 2	16,200
(2) Tennessee 75, (6) Kentucky 69 ot	Champ	March 3	13,687

1980

Birmingham-Jefferson Civic Center • Birmingham, Ala. • Attend: 99,609

(10) Florida 72, (7) Vanderbilt 71	1st	Feb. 27	6,670
(9) Auburn 79, (8) Georgia 71	1st	Feb. 27	10,227
(3) Alabama 76, (6) Mississippi State 75	2nd	Feb. 28	10,125
(5) Ole Miss 76, (4) Tennessee 74	2nd	Feb. 28	9,876
(2) LSU 95, (10) Florida 82	2nd	Feb. 28	11,400
(1) Kentucky 69, (9) Auburn 61	2nd	Feb. 28	13,429
(2) LSU 73, (3) Alabama 66	Semis	Feb. 29	16,000
(1) Kentucky 70, (5) Ole Miss 67	Semis	Feb. 29	13,482
(2) LSU 80, (1) Kentucky 78	Champ	March 1	8,400

1981

Birmingham-Jefferson Civic Center • Birmingham, Ala. • Attend: 92,833

(7) Vanderbilt 71, (10) Mississippi State 58	1st	March 4	9,843
(8) Florida, 50 (9) Auburn 48 ot	1st	March 4	10,363
(6) Ole Miss 81, (3) Tennessee 71	2nd	March 5	10,072
(5) Georgia 88, (4) Alabama 80	2nd	March 5	11,369
(7) Vanderbilt 60, (2) Kentucky 55	2nd	March 5	10,659
(1) LSU 85, (8) Florida 73	2nd	March 5	10,800
(6) Ole Miss 71, (7) Vanderbilt 51	Semis	March 6	10,112
(5) Georgia 68, (1) LSU 60	Semis	March 6	9,872
(6) Ole Miss 66, (5) Georgia 62	Champ	March 7	9,743

1982

Rupp Arena • Lexington, Ky. • Attend: 154,624

(7) Vanderbilt 47, (10) Florida 46 2ot	1st	March 3	13,664
(8) Auburn 38, (9) Mississippi State 36 ot	1st	March 3	13,664
(3) Alabama 85, (6) Georgia 74	2nd	March 4	13,538
(4) Ole Miss, 59, (5) LSU 52	2nd	March 4	15,723
(2) Tennessee 57, (7) Vanderbilt 54	2nd	March 4	16,835
(1) Kentucky 89, (8) Auburn 66	2nd	March 4	19,298
(3) Alabama 56, (2) Tennessee 50	Semis	March 5	18,233
(1) Kentucky 62, (4) Ole Miss 58	Semis	March 5	21,688
(3) Alabama 48, (1) Kentucky 46	Champ	March 6	21,981

1983

Birmingham-Jefferson Civic Center • Birmingham, Ala. • Attend: 130,972

(9) Alabama 62, (8) Auburn 61	1st	March 10	14,341
(7) Tennessee 78, (10) Florida 62	1st	March 10	15,300
(5) Mississippi State 76, (4) Vanderbilt 61	2nd	March 11	12,432
(6) Georgia 69, (3) Ole Miss 55	2nd	March 11	12,432
(9) Alabama 69, (1) Kentucky 64	2nd	March 11	16,653
(7) Tennessee 74, (2) LSU 71 ot	2nd	March 11	12,735
(9) Alabama 51, (5) Mississippi State 50	Semis	March 12	16,798
(6) Georgia 79, (7) Tennessee 60	Semis	March 12	15,150
(6) Georgia 86, (9) Alabama 71	Champ	March 13	14,132

1984

Memorial Gymnasium • Nashville, Tenn. • Attend: 136,046*

(7) Vanderbilt 77, (10) Ole Miss 57	1st	March 7	14,601
(8) Georgia 52, (9) Mississippi State 49	1st	March 7	14,226
(3) Florida 74, (6) Tennessee 64	2nd	March 8	15,285
(5) Alabama 72, (4) LSU 70 ot	2nd	March 8	15,285
(2) Auburn 59, (7) Vanderbilt 58	2nd	March 8	15,325
(1) Kentucky 92, (8) Georgia 79	2nd	March 8	15,426
(2) Auburn 60, (6) Tennessee 58	Semis	March 9	15,046
(1) Kentucky 48, (5) Alabama 46	Semis	March 9	15,426
(1) Kentucky 51, (2) Auburn 49	Champ	March 10	15,426

1985

Birmingham-Jefferson Civic Center • Birmingham, Ala. • Attend: 122,900

(7) Tennessee 71, (10) Vanderbilt 51	1st	March 6	10,900
(8) Auburn 68, (9) Ole Miss 60	1st	March 6	10,900
(3) Alabama 42, (6) Mississippi State 31	2nd	March 7	13,300
(5) Florida 58, (4) Kentucky 55	2nd	March 7	13,300
(2) Georgia 67, (7) Tennessee 61	2nd	March 7	14,200
(8) Auburn 58, (1) LSU 55	2nd	March 7	14,200
(3) Alabama 74, (2) Georgia 53	Semis	March 8	14,800
(8) Auburn 43, (5) Florida 42	Semis	March 8	16,800
(8) Auburn 53, (3) Alabama 49	Champ	March 9	14,500

1986

Rupp Arena • Lexington, Ky. • Attend: 148,005

(10) Mississippi State 62, (7) Vanderbilt 54	1st	March 5	13,212
(9) Ole Miss 73, (8) Tennessee 56	1st	March 5	13,212
(3) Alabama 79, (6) Georgia 59	2nd	March 6	14,500
(5) LSU 72, (6) Florida 66	2nd	March 6	14,500
(10) Mississippi State 65, (2) Auburn 63	2nd	March 6	15,836
(1) Kentucky 95, (9) Ole Miss 69	2nd	March 6	18,230
(3) Alabama 77, (10) Mississippi State 65	Semis	March 7	17,600
(1) Kentucky 61, (5) LSU 58	Semis	March 7	19,215
(1) Kentucky 83, (3) Alabama 72	Champ	March 8	21,700

1987

The Omni • Atlanta, Ga. • Attend: 105,616

(7) LSU 68, (10) Mississippi State 54	1st	March 5	10,541
(8) Tennessee 74, (9) Vanderbilt 57	1st	March 5	10,613
(3) Georgia 65, (6) Ole Miss 63	2nd	March 6	11,181
(5) Auburn 79, (4) Kentucky 72	2nd	March 6	13,279
(7) LSU 72, (2) Florida 66	2nd	March 6	12,153
(1) Alabama 68, (8) Tennessee 60	2nd	March 6	12,061
(7) LSU 89, (3) Georgia 88 2ot	Semis	March 7	12,157
(1) Alabama 87, (5) Auburn 68	Semis	March 7	12,374
(1) Alabama 69, (7) LSU 62	Champ	March 8	11,257



SEC TOURNAMENT RESULTS

1988

LSU Assembly Center • Baton Rouge, La. • Attend: 126,832

(8) Ole Miss 64, (9) Alabama 59 ot	1st	March 10	13,984
(7) Georgia 64, (10) Mississippi State 43	1st	March 10	14,023
(4) LSU 87, (5) Vanderbilt 80	2nd	March 11	14,108
(3) Florida 67, (6) Tennessee 60	2nd	March 11	14,108
(1) Kentucky 82, (8) Ole Miss 64	2nd	March 11	14,052
(7) Georgia 65, (2) Auburn 60	2nd	March 11	14,052
(1) Kentucky 86, (4) LSU 80	Semis	March 12	14,219
(7) Georgia 72, (3) Florida 70	Semis	March 12	14,229
(1) Kentucky 62, (7) Georgia 57	Champ	March 13	14,057

1989

Thompson-Boling Arena • Knoxville, Tenn. • Attend: 134,280

(9) Georgia 83, (8) Mississippi State 68	1st	March 9	12,221
(7) Ole Miss 80, (10) Auburn 68	1st	March 9	12,221
(5) Tennessee 95, (6) LSU 77	2nd	March 10	17,187
(3) Vanderbilt 77, (6) Kentucky 63	2nd	March 10	17,614
(1) Florida 62, (9) Georgia 61	2nd	March 10	13,841
(2) Alabama 64, (7) Ole Miss 56	2nd	March 10	14,459
(1) Florida 76, (5) Tennessee 71	Semis	March 11	17,453
(2) Alabama 83, (3) Vanderbilt 79	Semis	March 11	17,742
(2) Alabama 72, (1) Florida 60	Champ	March 12	11,285

1990

Orlando, Arena • Orlando, Fla. • Attend: 75,982

(8) Vanderbilt 68, (9) Florida 58	1st	March 8	8,129
(5) Ole Miss 87, (4) Tennessee 86	2nd	March 9	10,044
(6) Auburn 78, (3) LSU 76	2nd	March 9	8,129
(8) Vanderbilt 78, (1) Georgia 74 ot	2nd	March 9	10,149
(2) Alabama 59, (7) Mississippi State 44	2nd	March 9	10,149
(5) Ole Miss 65, (8) Vanderbilt 62	Semis	March 10	10,091
(2) Alabama 87, (6) Auburn 71	Semis	March 10	10,091
(2) Alabama 70, (5) Ole Miss 51	Champ	March 11	7,285

1991

Memorial Gymnasium • Nashville, Tenn. • Attend: 121,851

(9) Tennessee 94, (8) Ole Miss 85	1st	March 7	15,079
(7) Auburn 92, (2) LSU 77	2nd	March 8	15,102
(9) Tennessee 87, (1) Mississippi State 70	2nd	March 8	15,102
(3) Alabama 71, (6) Florida 65	2nd	March 8	15,378
(5) Georgia 80, (4) Vanderbilt 72	2nd	March 8	15,378
(3) Alabama 77, (7) Auburn 59	Semis	March 9	15,217
(9) Tennessee 85, (5) Georgia 65	Semis	March 9	15,217
(3) Alabama 88, (9) Tennessee 69	Champ	March 10	15,378

1992

Birmingham-Jefferson Civic Center • Birmingham, Ala. • Attend: 163,812*

(E5) Vanderbilt 77, (W4) Mississippi State 55	1st	March 12	11,219
(E4) Georgia 85, (W5) Ole Miss 66	1st	March 12	15,347
(E3) Tennessee 70, (E6) South Carolina 63	1st	March 12	15,347
(E1) Kentucky 76, (E5) Vanderbilt 57	2nd	March 13	17,328
(W1) Arkansas 73, (E4) Georgia 60	2nd	March 13	17,328
(W2) LSU 99, (E3) Tennessee 89	2nd	March 13	17,243
(W3) Alabama 62, (E2) Florida 60	2nd	March 13	17,328
(E1) Kentucky 80, (W2) LSU 74	Semis	March 14	17,689
(W3) Alabama 90, (W1) Arkansas 89	Semis	March 14	17,689
(E1) Kentucky 80, (W3) Alabama 54	Champ	March 15	17,379

1993

Rupp Arena • Lexington, Ky. • Attend: 240,373*

(W4) Alabama 87, (E5) South Carolina 79	1st	March 11	18,165
(E4) Georgia 87, (W5) Mississippi State 56	1st	March 11	18,165
(W6) Ole Miss 67, (E3) Florida 62	1st	March 11	21,025
(E6) Tennessee 78, (W3) Auburn 76	1st	March 11	21,025
(E1) Vanderbilt 76, (W4) Alabama 59	2nd	March 12	22,165
(W1) Arkansas 65, (E4) Georgia 60	2nd	March 12	22,165
(W2) LSU 89, (W6) Ole Miss 70	2nd	March 12	23,414
(E2) Kentucky 101, (E6) Tennessee 40	2nd	March 12	23,414
(W2) LSU 72, (E1) Vanderbilt 62	Semis	March 13	23,623
(E2) Kentucky 92, (W1) Arkansas 81	Semis	March 13	23,623
(E2) Kentucky 82, (W2) LSU 65	Champ	March 14	23,589

1994

The Pyramid • Memphis, Tenn. • Attend: 195,942

(E5) South Carolina 80, (W4) Ole Miss 57	1st	March 10	12,580
(E4) Georgia 83, (W5) LSU 70	1st	March 10	12,580
(W6) Auburn 81, (E3) Vanderbilt 56	1st	March 10	16,881
(W3) Mississippi State 73, (E6) Tennessee 69	1st	March 10	16,881
(E1) Florida 84, (E5) South Carolina 51	2nd	March 11	20,218
(W1) Arkansas 95, (E4) Georgia 83	2nd	March 11	20,218
(W2) Alabama 83, (W6) Auburn 55	2nd	March 11	19,579
(E1) Kentucky 95, (W3) Mississippi State 76	2nd	March 11	19,579
(E1) Florida 68, (W2) Alabama 52	Semis	March 12	20,431
(E2) Kentucky 90, (W1) Arkansas 78	Semis	March 12	20,431
(E2) Kentucky 73, (E1) Florida 60	Champ	March 13	16,564

1995

Georgia Dome • Atlanta, Ga. • Attend: 250,301

(E4) Vanderbilt 85, (W5) LSU 61	1st	March 9	15,185
(W4) Auburn 81, (E5) South Carolina 66	1st	March 9	15,185
(W3) Alabama 55, (E6) Tennessee 43	1st	March 9	18,689
(E3) Florida 63, (W6) Ole Miss 59	1st	March 9	18,689
(W1) Arkansas 73, (E4) Vanderbilt 72	2nd	March 10	26,049
(E1) Kentucky 93, (W4) Auburn 81	2nd	March 10	26,049
(W3) Alabama 68, (E2) Georgia 57	2nd	March 10	21,233
(E3) Florida 80, (W2) Mississippi State 64	2nd	March 10	21,233
(W1) Arkansas 69, (W3) Alabama 58	Semis	March 11	28,966
(E1) Kentucky 86, (E3) Florida 72	Semis	March 11	28,966
(E1) Kentucky 95, (W1) Arkansas 93 ot	Champ	March 12	30,057

1996

Louisiana Superdome • New Orleans, La. • Attend: 195,836

(E5) Florida 75, (W4) Ole Miss 62	1st	March 7	8,047
(W5) Auburn 68, (E4) Vanderbilt 65	1st	March 7	8,047
(E3) South Carolina 85, (W6) LSU 76	1st	March 7	13,482
(E6) Tennessee 77, (W3) Alabama 65	1st	March 7	13,482
(E1) Kentucky 100, (E5) Florida 76	2nd	March 8	21,248
(W1) Mississippi State 69, (W5) Auburn 58	2nd	March 8	21,248
(W2) Arkansas 80, (E3) South Carolina 58	2nd	March 8	18,354
(E2) Georgia 74, (E6) Tennessee 63	2nd	March 8	18,354
(E1) Kentucky 95, (W2) Arkansas 75	Semis	March 9	24,556
(W1) Mississippi State 86, (E2) Georgia 68	Semis	March 9	24,556
(W1) Mississippi State 84 (E1) Kentucky 73	Champ	March 10	24,462

SEC TOURNAMENT RESULTS

1997

The Pyramid • Memphis, Tenn. • Attend: 172,027

(E4) Vanderbilt 73, (W5) Mississippi State 67	1st	March 6	9,376
(W4) Alabama 80, (E5) Florida 66	1st	March 6	9,376
(W3) Auburn 67, (E6) Tennessee 54	1st	March 6	12,458
(E3) Georgia 75, (W6) LSU 54	1st	March 6	12,458
(W1) Ole Miss 64, (E4) Vanderbilt 62	2nd	March 7	15,326
(E1) South Carolina 72, (W4) Alabama 61	2nd	March 7	15,326
(E2) Kentucky 92, (W3) Auburn 50	2nd	March 7	19,515
(E3) Georgia 65, (W2) Arkansas 63	2nd	March 7	19,515
(E2) Kentucky 88, (W1) Ole Miss 70	Semis	March 8	19,627
(E3) Georgia 78, (E1) South Carolina 63	Semis	March 8	19,627
(E2) Kentucky 95, (E3) Georgia 68	Champ	March 9	19,423

1998

Georgia Dome • Atlanta, Ga. • Attend: 209,867

(W4) Alabama 72, (E5) Vanderbilt 62	1st	March 5	12,106
(E4) Georgia 79, (W5) Mississippi State 76	1st	March 5	12,106
(E3) Tennessee 73, (W6) LSU 62	1st	March 5	13,855
(E6) Florida 68, (W3) Auburn 64	1st	March 5	13,855
(E1) Kentucky 82, (W4) Alabama 71	2nd	March 6	21,109
(W1) Ole Miss 72, (E4) Georgia 67	2nd	March 6	21,109
(W2) Arkansas 102, (E3) Tennessee 96	2nd	March 6	20,401
(E2) South Carolina 71, (E6) Florida 60	2nd	March 6	20,401
(E1) Kentucky 99, (W2) Arkansas 74	Semis	March 7	25,190
(E2) South Carolina 87, (W1) Ole Miss 77	Semis	March 7	25,190
(E1) Kentucky 86, (E2) South Carolina 56	Champ	March 8	24,545

1999

Georgia Dome • Atlanta, Ga. • Attend: 225,587

(W5) Alabama 65, (E4) Georgia 58	1st	March 4	12,310
(W4) Mississippi State 76, (E5) Vanderbilt 58	1st	March 4	12,310
(W3) Ole Miss 64, (E6) South Carolina 60	1st	March 4	14,224
(E3) Florida 97, (W6) LSU 75	1st	March 4	14,224
(W1) Auburn 93, (W5) Alabama 61	2nd	March 5	21,945
(W4) Mississippi State 62, (E1) Tennessee 56	2nd	March 5	21,945
(E2) Kentucky 83, (W3) Ole Miss 73	2nd	March 5	25,127
(W2) Arkansas 75, (E3) Florida 74	2nd	March 5	25,127
(E2) Kentucky 69, (W1) Auburn 57	Semis	March 6	26,427
(W2) Arkansas 84, (W4) Mississippi State 79 ot	Semis	March 6	26,427
(E2) Kentucky 76, (W2) Arkansas 63	Champ	March 7	25,521

2000

Georgia Dome • Atlanta, Ga. • Attend: 208,785

(E5) South Carolina 69, (W4) Alabama 59	1st	March 9	12,407
(E4) Vanderbilt 76, (W5) Mississippi State 53	1st	March 9	12,407
(E3) Florida 89, (W6) Ole Miss 67	1st	March 9	16,514
(W3) Arkansas 71, (E6) Georgia 64	1st	March 9	16,514
(E5) South Carolina 75, (E1) Tennessee 68	2nd	March 10	20,095
(W1) LSU 71, (E4) Vanderbilt 60	2nd	March 10	20,095
(W2) Auburn 78, (E3) Florida 70	2nd	March 10	24,447
(W3) Arkansas 86, (E2) Kentucky 72	2nd	March 10	24,447
(W2) Auburn 77, (E5) South Carolina 72 ot	Semis	March 11	21,216
(W3) Arkansas 69, (W1) LSU 67	Semis	March 11	21,216
(W3) Arkansas 75, (W2) Auburn 67	Champ	March 12	19,427

2001

Gaylord Entertainment Center • Nashville, Tenn. • Attend: 203,489

(E4) Tennessee 73, (W5) Auburn 66	1st	March 8	16,197
(E5) South Carolina 69, (W4) Mississippi State 62	1st	March 8	16,197
(W3) Alabama 78, (E6) Vanderbilt 59	1st	March 8	17,222
(W6) LSU 63, (E3) Georgia 62	1st	March 8	17,222
(W1) Ole Miss 86, (E4) Tennessee 73	2nd	March 9	19,093
(E1) Kentucky 76, (E5) South Carolina 65	2nd	March 9	19,093
(E2) Florida 69, (W3) Alabama 61	2nd	March 9	18,895
(W2) Arkansas 77, (W6) LSU 72	2nd	March 9	18,895
(W1) Ole Miss 74, (E2) Florida 69	Semis	March 10	20,225
(E1) Kentucky 87, (W2) Arkansas 78	Semis	March 10	20,225
(E1) Kentucky 77, (W1) Ole Miss 55	Champ	March 11	20,225

2002

Georgia Dome • Atlanta, Ga. • Attend: 198,929

(W4) LSU 69, (E5) Vanderbilt 62	1st	March 7	12,412
(W5) Arkansas 68, (E4) Tennessee 61	1st	March 7	12,412
(E3) Florida 81, (W6) Auburn 63	1st	March 7	16,740
(E6) South Carolina 69, (W3) Ole Miss 67	1st	March 7	16,740
(W4) LSU 78, (E1) Georgia 76	2nd	March 8	20,427
(W1) Alabama 91, (E4) Tennessee 72	2nd	March 8	20,427
(W2) Mississippi State 62, (E3) Florida 52	2nd	March 8	22,508
(E6) South Carolina 70, (E2) Kentucky 57	2nd	March 8	22,508
(W2) Mississippi State 57, (W4) LSU 51	Semis	March 9	19,127
(W1) Alabama 65, (E6) South Carolina 57	Semis	March 9	19,127
(W2) Mississippi State 61, (W1) Alabama 58	Champ	March 10	16,501

2003

Louisiana Superdome • New Orleans, La. • Attend: 166,410

(W5) Ole Miss 62, (E4) South Carolina 56	1st	March 13	11,430
(W3) LSU 85, (W6) Arkansas 56	1st	March 13	11,430
(E5) Vanderbilt 82, (W4) Alabama 69	1st	March 13	8,526
(W1) Mississippi State 73, (W5) Ole Miss 64	2nd	March 14	16,548
(W3) LSU 65, (E2) Florida 61	2nd	March 14	16,548
(E1) Kentucky 81, (E5) Vanderbilt 63	2nd	March 14	18,510
(W2) Auburn 66, (E3) Tennessee 53	2nd	March 14	18,510
(W1) Mississippi State 76, (W3) LSU 61	Semis	March 15	21,427
(E1) Kentucky 78, (W2) Auburn 58	Semis	March 15	21,427
(E1) Kentucky 64, (W1) Mississippi State 57	Champ	March 16	22,054

2004

Georgia Dome • Atlanta, Ga. • Attend: 195,630

(E5) Georgia 73, (W4) Auburn 59	1st	March 11	12,545
(E3) South Carolina 91, (W6) Arkansas 81	1st	March 11	12,545
(E4) Vanderbilt 70, (W5) Ole Miss 50	1st	March 11	13,693
(W3) Alabama 84, (E6) Tennessee 49	1st	March 11	13,693
(E1) Kentucky 69, (E5) Georgia 60	2nd	March 12	20,203
(E3) South Carolina 85, (W2) LSU 64	2nd	March 12	20,203
(W1) Mississippi State 74, (E4) Vanderbilt 70 ot	2nd	March 12	18,916
(E2) Florida 75, (W3) Alabama 73 ot	2nd	March 12	18,916
(E1) Kentucky 78, (E3) South Carolina 63	Semis	March 13	21,446
(E2) Florida 91, (E4) Vanderbilt 69	Semis	March 13	21,446
(E1) Kentucky 89, (E2) Florida 73	Champ	March 14	22,024



SEC TOURNAMENT RESULTS

2005

Georgia Dome • Atlanta, Ga. • Attend: 212,122

(W5) Ole Miss 53, (E4) South Carolina 52	1st	March 10	12,534
(W3) Mississippi State 76, (E6) Georgia 65	1st	March 10	12,534
(E5) Tennessee 65, (W4) Arkansas 46	1st	March 10	15,147
(W6) Auburn 77, (E3) Vanderbilt 73	1st	March 10	15,147
(W1) Alabama 69, (W5) Ole Miss 52	2nd	March 11	19,938
(E2) Florida 80, (W3) Mississippi State 64	2nd	March 11	19,938
(E1) Kentucky 76, (E5) Tennessee 62	2nd	March 11	22,024
(W2) LSU 76, (W6) Auburn 62	2nd	March 11	22,024
(E2) Florida 68, (W1) Alabama 62	Semis	March 12	24,214
(E1) Kentucky 79, (W2) LSU 78 ot	Semis	March 12	24,214
(E2) Florida 70, (E1) Kentucky 53	Champ	March 13	24,408

2006

Gaylord Entertainment Center • Nashville, Tenn. • Attend: 183,122

(E5) South Carolina 59, (W4) Mississippi State 44	1st	March 9	15,454
(E3) Kentucky 71, (W6) Ole Miss 57	1st	March 9	15,454
(E4) Vanderbilt 76, (W5) Auburn 71	1st	March 9	13,926
(W3) Arkansas 80, (E6) Georgia 67	1st	March 9	13,926
(E5) South Carolina 79, (E1) Tennessee 71	2nd	March 10	19,547
(E3) Kentucky 68, (W2) Alabama 61	2nd	March 10	19,547
(W1) LSU 92, (E4) Vanderbilt 73	2nd	March 10	17,777
(E2) Florida 74, (W3) Arkansas 71	2nd	March 10	17,777
(E5) South Carolina 65, (E3) Kentucky 61	Semis	March 11	19,206
(E2) Florida 81, (W1) LSU 65	Semis	March 11	19,206
(E2) Florida 49, (E5) South Carolina 47	Champ	March 12	11,302

2007

Georgia Dome • Atlanta, Ga. • Attend: 172,840

(E4) Kentucky 79, (W5) Alabama 67	1st	March 8	13,747
(W3) Arkansas 82, (E6) South Carolina 52	1st	March 8	13,747
(E5) Georgia 80, (W4) Auburn 65	1st	March 8	14,574
(W6) LSU 76, (E3) Tennessee 67	1st	March 8	14,574
(W1) Mississippi State 84, (E5) Kentucky 82 ot	2nd	March 9	17,068
(W3) Arkansas 72, (E2) Vanderbilt 71	2nd	March 9	17,068
(E1) Florida 74, (E5) Georgia 57	2nd	March 9	16,203
(W2) Ole Miss 80, (W6) LSU 60	2nd	March 9	16,203
(W3) Arkansas 81, (W1) Mississippi State 72	Semis	March 10	17,114
(E1) Florida 80, (W2) Ole Miss 59	Semis	March 10	17,114
(E1) Florida 77, (W3) Arkansas 56	Champ	March 11	15,428

2008

Georgia Dome/Alexander Memorial Coliseum • Atlanta, Ga. • Attend: 122,701

(E5) South Carolina 77, (W4) LSU 73	1st	March 13	12,659
(E3) Vanderbilt 93, (W6) Auburn 82	1st	March 13	12,659
(W5) Alabama 80, (E4) Florida 69	1st	March 13	15,563
(E6) Georgia 97, (W3) Ole Miss 95 ot	1st	March 13	15,563
(E1) Tennessee 89, (E5) South Carolina 87	2nd	March 14	18,020
(W2) Arkansas 81, (E3) Vanderbilt 75	2nd	March 14	18,020
(W1) Mississippi State 69, (W5) Alabama 67 ot	2nd	March 14	20,025
(E6) Georgia 60, (E2) Kentucky 56 ot	2nd	March 15	1,458
(W2) Arkansas 92, (E1) Tennessee 91	Semis	March 15	2,517
(E6) Georgia 64, (W1) Mississippi State 60	Semis	March 15	2,517
(E6) Georgia 66, (W2) Arkansas 57	Champ	March 16	3,700

2009

St. Pete Times Forum • Tampa, Fla. • Attend: 132,181

(E4) Kentucky 71, (W5) Ole Miss 58	1st	March 12	11,071
(W3) Mississippi State 79, (E6) Georgia 60	1st	March 12	11,071
(W4) Alabama 82, (E5) Vanderbilt 75	1st	March 12	12,152
(E3) Florida 73, (W6) Arkansas 58	1st	March 12	12,152
(W1) LSU 67, (E4) Kentucky 58	2nd	March 13	13,306
(W3) Mississippi State 82, (E2) South Carolina 68	2nd	March 13	13,306
(E1) Tennessee 86, (W4) Alabama 62	2nd	March 13	14,128
(W2) Auburn 61, (E3) Florida 58	2nd	March 13	14,128
(W3) Mississippi State 67, (W1) LSU 57	Semis	March 14	10,387
(E1) Tennessee 94, (W2) Auburn 85	Semis	March 14	10,387
(W3) Mississippi State 64, (E1) Tennessee 61	Champ	March 15	10,093

2010

Bridgestone Arena • Nashville, Tenn. • Attend: 191,852

(W4) Alabama 68, (E5) South Carolina 63	1st	March 11	15,152
(E3) Tennessee 59, (W6) LSU 49	1st	March 11	15,152
(E4) Florida 78, (W5) Auburn 69	1st	March 11	14,789
(E6) Georgia 77, (W3) Arkansas 64	1st	March 11	14,789
(E1) Kentucky 73, (W4) Alabama 67	2nd	March 12	19,123
(E3) Tennessee 76, (W2) Ole Miss 65	2nd	March 12	19,123
(W1) Mississippi State 75, (E4) Florida 69	2nd	March 12	16,614
(E2) Vanderbilt 78, (E6) Georgia 66	2nd	March 12	16,614
(E1) Kentucky 74, (E3) Tennessee 45	Semis	March 13	20,207
(W1) Mississippi State 62, (E2) Vanderbilt 52	Semis	March 13	20,207
(E1) Kentucky 75, (W1) Mississippi State 74 ot	Champ	March 14	20,082

2011

Georgia Dome • Atlanta, Ga. • Attend: 197,385

(E4) Georgia 69, (W5) Auburn 51	1st	March 10	12,144
(W3) Ole Miss 66, (E6) South Carolina 55	1st	March 10	12,144
(E5) Tennessee 74, (W4) Arkansas 68	1st	March 10	15,145
(E3) Vanderbilt 62, (W6) LSU 50	1st	March 10	15,145
(W1) Alabama 65, (E4) Georgia 59 ot	2nd	March 11	21,875
(E2) Kentucky 75, (W3) Ole Miss 66	2nd	March 11	21,875
(E1) Florida 85, (E5) Tennessee 74	2nd	March 11	17,096
(E3) Vanderbilt 87, (W2) Mississippi State 81	2nd	March 11	17,096
(E2) Kentucky 72, (W1) Alabama 58	Semis	March 12	21,728
(E1) Florida 77, (E3) Vanderbilt 66	Semis	March 12	21,728
(E2) Kentucky 70, (E1) Florida 54	Champ	March 13	21,409

2012

New Orleans Arena • New Orleans, La. • Attend: 154,426

(8) LSU 70, (9) Arkansas 54	1st	March 8	10,703
(5) Alabama 63, (12) South Carolina 57	1st	March 8	10,703
(7) Ole Miss 68, (10) Auburn 54	1st	March 8	10,197
(11) Georgia 71, (6) Mississippi State 61	1st	March 8	10,197
(1) Kentucky 60, (8) LSU 51	2nd	March 9	18,207
(4) Florida 66, (5) Alabama 63	2nd	March 9	18,207
(7) Ole Miss 77, (2) Tennessee 72 ot	2nd	March 9	10,526
(3) Vanderbilt 63, (11) Georgia 41	2nd	March 9	10,526
(1) Kentucky 74, (4) Florida 71	Semis	March 10	18,523
(3) Vanderbilt 65, (7) Ole Miss 53	Semis	March 10	18,523
(3) Vanderbilt 71, (1) Kentucky 64	Champ	March 11	18,114

SEC TOURNAMENT RESULTS

2013

Bridgestone Arena • Nashville, Tenn. • Attend: 168,452

(12) Mississippi State 70, (13) South Carolina 59	1st	March 13	7,879
(11) Texas A&M 71, (14) Auburn 62	1st	March 13	7,879
(9) LSU 68, (8) Georgia 63	2nd	March 14	10,065
(5) Tennessee 69, (12) Mississippi State 53	2nd	March 14	10,065
(10) Vanderbilt 75, (7) Arkansas 72	2nd	March 14	11,798
(6) Missouri 62, (11) Texas A&M 50	2nd	March 14	11,798
(1) Florida 80, (9) LSU 58	Quarters	March 15	15,649
(4) Alabama 58, (5) Tennessee 48	Quarters	March 15	15,649
(10) Vanderbilt 64, (2) Kentucky 48	Quarters	March 15	18,192
(3) Ole Miss 64, (6) Missouri 62	Quarters	March 15	18,192
(1) Florida 61, (4) Alabama 51	Semis	March 16	14,574
(3) Ole Miss 61, (10) Vanderbilt 51	Semis	March 16	14,574
(3) Ole Miss 66, (1) Florida 63	Champ	March 17	12,138

2014

Georgia Dome • Atlanta, Ga. • Attend: 183,655

(13) South Carolina 74, (12) Auburn 56	1st	March 12	7,132
(14) Mississippi State 82, (11) Vanderbilt 68	1st	March 12	7,132
(8) Missouri 91, (9) Texas A&M 83 ot	2nd	March 13	9,308
(13) South Carolina 71, (5) Arkansas 69	2nd	March 13	9,308
(7) LSU 68, (10) Alabama 56	2nd	March 13	10,218
(6) Ole Miss 78, (14) Mississippi State 66	2nd	March 13	10,218
(1) Florida 72, (8) Missouri 49	Quarters	March 14	15,273
(4) Tennessee 59, (13) South Carolina 44	Quarters	March 14	15,273
(2) Kentucky 85, (7) LSU 67	Quarters	March 14	19,056
(3) Georgia 75, (6) Ole Miss 73	Quarters	March 14	19,056
(1) Florida 56, (4) Tennessee 49	Semis	March 15	20,330
(2) Kentucky 70, (3) Georgia 58	Semis	March 15	20,330
(1) Florida 61, (2) Kentucky 60	Champ	March 16	21,021

2015

Bridgestone Arena • Nashville, Tenn. • Attend: 192,727

(13) Auburn 74, (12) Mississippi State 68	1st	March 11	10,039
(11) South Carolina 63, (14) Missouri 54	1st	March 11	10,039
(8) Florida 69, (9) Alabama 61	2nd	March 12	10,563
(13) Auburn 66, (5) Texas A&M 59	2nd	March 12	10,563
(7) Tennessee 67, (10) Vanderbilt 61	2nd	March 12	15,032
(11) South Carolina 60, (6) Ole Miss 58	2nd	March 12	15,032
(1) Kentucky 64, (8) Florida 49	Quarters	March 13	18,205
(13) Auburn 73, (4) LSU 70 ot	Quarters	March 13	18,205
(2) Arkansas 80, (10) Tennessee 72	Quarters	March 13	13,135
(3) Georgia 74, (11) South Carolina 62	Quarters	March 13	13,135
(1) Kentucky 91, (13) Auburn 67	Semis	March 14	19,232
(2) Arkansas 60, (3) Georgia 49	Semis	March 14	19,232
(1) Kentucky 78, (2) Arkansas 63	Champ	March 15	20,315

2016

Bridgestone Arena • Nashville, Tenn. • Attend: 182,198

(12) Tennessee 97, (13) Auburn 59	1st	March 9	9,787
(8) Florida 68, (1) Arkansas 61	2nd	March 10	12,270
(12) Tennessee 67, (5) Vanderbilt 65	2nd	March 10	12,270
(10) Alabama 81, (7) Ole Miss 73	2nd	March 10	11,750
(6) Georgia 79, (11) Mississippi State 69	2nd	March 10	11,750
(1) Texas A&M 72, (5) Florida 66	Quarters	March 11	15,222
(4) LSU 84, (12) Tennessee 75	Quarters	March 11	15,222
(2) Kentucky 85, (10) Alabama 59	Quarters	March 11	18,049
(6) Georgia 65, (3) South Carolina 64	Quarters	March 11	18,049
(1) Texas A&M 71, (4) LSU 38	Semis	March 12	19,108
(2) Kentucky 93, (6) Georgia 80	Semis	March 12	19,108
(2) Kentucky 82, (1) Texas A&M 77 ot	Champ	March 13	19,613

2017

Bridgestone Arena • Nashville, Tenn. • Attend: 190,363

(12) Mississippi State 79, (13) LSU 52	1st	March 8	8,567
(14) Missouri 86, (11) Auburn 83 ot	1st	March 8	8,567
(8) Georgia 59, (9) Tennessee 57	2nd	March 9	11,973
(5) Alabama 75, (12) Mississippi State 55	2nd	March 9	11,973
(7) Vanderbilt 66, (10) Texas A&M 41	2nd	March 9	13,112
(6) Ole Miss 86, (14) Missouri 74	2nd	March 9	13,112
(1) Kentucky 71, (8) Georgia 60	Quarters	March 10	18,130
(5) Alabama 64, (4) South Carolina 53	Quarters	March 10	18,130
(7) Vanderbilt 72, (2) Florida 62 ot	Quarters	March 10	14,227
(3) Arkansas 73, (6) Ole Miss 72	Quarters	March 10	14,227
(1) Kentucky 79, (5) Alabama 74	Semis	March 11	19,196
(3) Arkansas 76, (7) Vanderbilt 62	Semis	March 11	19,196
(1) Kentucky 82, (3) Arkansas 65	Champ	March 12	19,953

2018

Scottrade Center • St. Louis, Mo. • Attend: 188,493

(12) Georgia 78, (13) Vanderbilt 62	1st	March 7	8,190
(11) South Carolina 85, (14) Ole Miss 84	1st	March 7	8,190
(9) Alabama 71, (8) Texas A&M 70	2nd	March 8	15,129
(12) Georgia 62, (5) Missouri 60	2nd	March 8	15,129
(7) Mississippi State 80, (10) LSU 77	2nd	March 8	11,572
(6) Arkansas 69, (11) South Carolina 64	2nd	March 8	11,572
(9) Alabama 81, (1) Auburn 63	Quarters	March 9	16,364
(4) Kentucky 62, (12) Georgia 49	Quarters	March 9	16,364
(2) Tennessee 62, (7) Mississippi State 59	Quarters	March 9	14,596
(6) Arkansas 80, (3) Florida 72	Quarters	March 9	14,596
(4) Kentucky 86, (9) Alabama 63	Semis	March 10	18,729
(2) Tennessee 84, (6) Arkansas 66	Semis	March 10	18,729
(4) Kentucky 77, (2) Tennessee 72	Champ	March 11	18,973

2019

Bridgestone Arena • Nashville, Tenn. • Attend: 210,212

(12) Missouri 71, (13) Georgia 61	1st	March 13	10,849
(11) Texas A&M 69, (14) Vanderbilt 52	1st	March 13	10,849
(8) Florida 66, (9) Arkansas 50	2nd	March 14	12,720
(5) Auburn 81, (12) Missouri 71	2nd	March 14	12,720
(10) Alabama 62, (7) Ole Miss 56	2nd	March 14	14,813
(6) Mississippi State 80, (11) Texas A&M 54	2nd	March 14	14,813
(8) Florida 76, (1) LSU 73	Quarters	March 15	16,490
(5) Auburn 73, (4) South Carolina 64	Quarters	March 15	16,490
(2) Kentucky 73, (10) Alabama 55	Quarters	March 15	19,575
(3) Tennessee 83, (6) Mississippi State 76	Quarters	March 15	19,575
(5) Auburn 65, (8) Florida 62	Semis	March 16	20,933
(3) Tennessee 82, (2) Kentucky 78	Semis	March 16	20,933
(5) Auburn 84, (3) Tennessee 64	Champ	March 17	19,452

2020

Bridgestone Arena • Nashville, Tenn.

(13) Georgia 81, (12) Ole Miss 63	1st	March 11	9,691
(11) Arkansas 86, (14) Vanderbilt 73	1st	March 13	9,691



SEC TOURNAMENT RESULTS

2021

Bridgestone Arena • Nashville, Tenn. • Attend: 25,829

(12) Vanderbilt 79, (13) Texas A&M 68	1st	March 10	1,149
(9) Mississippi State 74, (8) Kentucky 73	2nd	March 11	1,733
(5) Florida 69, (12) Vanderbilt 63	2nd	March 11	1,733
(7) Missouri 73, (10) Georgia 70	2nd	March 11	1,809
(6) Ole Miss 76, (11) South Carolina 59	2nd	March 11	1,809
(1) Alabama 85, (9) Mississippi State 48	Quarters	March 12	2,186
(4) Tennessee 78, (5) Florida 66	Quarters	March 12	2,186
(2) Arkansas 70, (7) Missouri 64	Quarters	March 12	2,155
(3) LSU 76, (6) Ole Miss 73	Quarters	March 12	2,155
(1) Alabama 73, (4) Tennessee 68	Semis	March 13	3,164
(3) LSU 78, (2) Arkansas 71	Semis	March 13	3,164
(1) Alabama 80, (3) LSU 79	Champ	March 14	2,586

2022

Amalie Arena • Tampa Bay, Fla. • Attend: 183,509

(12) Missouri 72, (13) Ole Miss	1st	March 9	7,121
(11) Vanderbilt 86, (14) Georgia 51	1st	March 9	7,121
(8) Texas A&M 83, (9) Florida 80 ot	2nd	March 10	10,295
(5) LSU 76, (12) Missouri 68	2nd	March 10	10,295
(10) Mississippi State 73, (7) South Carolina 51	2nd	March 10	12,121
(11) Vanderbilt 82, (6) Alabama 76	2nd	March 10	12,121
(8) Texas A&M 67, (1) Auburn 62	Quarters	March 11	16,094
(4) Arkansas 79, (5) LSU 67	Quarters	March 11	16,094
(2) Tennessee 72, (10) Mississippi State 59	Quarters	March 11	17,132
(3) Kentucky 77, (11) Vanderbilt 71	Quarters	March 11	17,132
(8) Texas A&M 82, (4) Arkansas 64	Semis	March 12	20,670
(2) Tennessee 69, (3) Kentucky 62	Semis	March 12	20,670
(2) Tennessee 65, (8) Texas A&M 50	Champ	March 13	16,643

2023

Bridgestone Arena • Nashville, Tenn. • Attend: 208,086

(13) Ole Miss 67, (12) South Carolina 61	1st	March 8	14,326
(14) LSU 72, (11) Georgia 67	1st	March 8	14,326
(9) Mississippi State 69, (8) Florida 68 ot	2nd	March 9	13,165
(5) Tennessee 70, (13) Ole Miss 55	2nd	March 9	13,165
(10) Arkansas 76, (7) Auburn 73	2nd	March 9	14,583
(6) Vanderbilt 77, (14) LSU 68	2nd	March 9	14,583
(1) Alabama 72, (9) Mississippi State 49	Quarters	March 10	16,107
(4) Missouri 79, (5) Tennessee 71	Quarters	March 10	16,107
(2) Texas A&M 67, (10) Arkansas 61	Quarters	March 10	17,989
(6) Vanderbilt 80, (3) Kentucky 73	Quarters	March 10	17,989
(1) Alabama 72, (4) Missouri 61	Semis	March 11	17,528
(2) Texas A&M 87, (6) Vanderbilt 75	Semis	March 11	17,528
(1) Alabama 82, (2) Texas A&M 63	Champ	March 12	18,690

* sellout

SEC TOURNAMENT SEEDS

	UA	AR	AU	UF	UG	UK	LSU	UM	MSU	MO	USC	UT	AM	VU
1979	4 [1-1]	-	9 [2-1]	10 [0-1]	7 [1-1]	6 [3-1]	1 [0-1]	8 [0-1]	5 [0-1]	-	-	*2 [2-0]	-	3 [0-1]
1980	3 [1-1]	-	9 [1-1]	10 [1-1]	8 [0-1]	1 [2-1]	*2 [3-0]	5 [1-1]	6 [0-1]	-	-	4 [0-1]	-	7 [0-1]
1981	4 [0-1]	-	9 [0-1]	8 [1-1]	5 [2-1]	2 [0-1]	1 [1-1]	*6 [3-0]	10 [0-1]	-	-	3 [0-1]	-	7 [2-1]
1982	*3 [3-0]	-	8 [1-1]	10 [0-1]	6 [1-1]	1 [2-1]	5 [0-1]	4 [1-1]	9 [0-1]	-	-	2 [1-1]	-	7 [1-1]
1983	9 [3-1]	-	8 [0-1]	10 [0-1]	*6 [3-0]	1 [0-1]	2 [0-1]	3 [0-1]	5 [1-1]	-	-	7 [2-1]	-	4 [0-1]
1984	5 [1-1]	-	2 [2-1]	3 [0-1]	8 [1-1]	*1 [3-0]	4 [0-1]	10 [0-1]	9 [0-1]	-	-	6 [1-1]	-	7 [1-1]
1985	3 [2-1]	-	*8 [4-0]	5 [1-1]	2 [1-1]	4 [0-1]	1 [0-1]	9 [0-1]	6 [0-1]	-	-	7 [1-1]	-	10 [0-1]
1986	3 [2-1]	-	2 [0-1]	4 [0-1]	6 [0-1]	*1 [3-0]	5 [1-1]	9 [1-1]	10 [2-1]	-	-	8 [0-1]	-	7 [0-1]
1987	*1 [3-0]	-	5 [1-1]	2 [0-1]	3 [1-1]	4 [0-1]	7 [3-1]	6 [0-1]	10 [0-1]	-	-	8 [1-1]	-	9 [0-1]
1988	9 [0-1]	-	2 [0-1]	3 [1-1]	7 [3-1]	#1 [3-0]	4 [1-1]	8 [1-1]	10 [0-1]	-	-	6 [0-1]	-	5 [0-1]
1989	*2 [3-0]	-	10 [0-1]	1 [2-1]	9 [1-1]	6 [0-1]	4 [0-1]	7 [1-1]	8 [0-1]	-	-	5 [1-1]	-	3 [1-1]
1990	*2 [3-0]	-	6 [1-1]	9 [0-1]	1 [0-1]	-	3 [0-1]	5 [2-1]	7 [0-1]	-	-	4 [0-1]	-	8 [2-1]
1991	*3 [3-0]	-	7 [1-1]	6 [0-1]	5 [1-1]	-	2 [0-1]	8 [0-1]	1 [0-1]	-	-	9 [3-1]	-	4 [0-1]
1992	W3 [2-1]	W1 [1-1]	-	E2 [0-1]	E4 [1-1]	*E1 [3-0]	W2 [1-1]	W5 [0-1]	W4 [0-1]	-	E6 [0-1]	E3 [1-1]	-	E5 [1-1]
1993	W4 [1-1]	W1 [1-1]	W3 [0-1]	E3 [0-1]	E4 [1-1]	*E2 [3-0]	W2 [2-1]	W6 [1-1]	W5 [0-1]	-	E5 [0-1]	E6 [1-1]	-	E1 [1-1]
1994	W2 [1-1]	W1 [1-1]	W6 [1-1]	E1 [2-1]	E4 [1-1]	*E2 [3-0]	W5 [0-1]	W4 [0-1]	W3 [1-1]	-	E5 [1-1]	E6 [0-1]	-	E3 [0-1]
1995	W3 [2-1]	W1 [2-1]	W4 [1-1]	E3 [2-1]	E2 [0-1]	*E1 [3-0]	W5 [0-1]	W6 [0-1]	W2 [0-1]	-	E5 [0-1]	E6 [0-1]	-	E4 [1-1]
1996	W3 [0-1]	W2 [1-1]	W5 [1-1]	E5 [1-1]	E2 [1-1]	E1 [2-1]	W6 [0-1]	W4 [0-1]	*W1 [3-0]	-	E3 [1-1]	E6 [1-1]	-	E4 [0-1]
1997	W4 [1-1]	W2 [0-1]	W3 [1-1]	E5 [0-1]	E3 [3-1]	*E2 [3-0]	W6 [0-1]	W1 [1-1]	W5 [0-1]	-	E1 [1-1]	E6 [0-1]	-	E4 [1-1]
1998	W4 [1-1]	W2 [1-1]	W3 [0-1]	E6 [1-1]	E4 [1-1]	*E1 [3-0]	W6 [0-1]	W1 [1-1]	W5 [0-1]	-	E2 [2-1]	E3 [1-1]	-	E5 [0-1]
1999	W5 [1-1]	W2 [2-1]	W1 [1-1]	E3 [1-1]	E4 [0-1]	*E2 [3-0]	W6 [0-1]	W3 [1-1]	W4 [2-1]	-	E6 [0-1]	E1 [0-1]	-	E5 [0-1]
2000	W4 [0-1]	*W3 [4-0]	W2 [2-1]	E3 [1-1]	E6 [0-1]	E2 [0-1]	W1 [1-1]	W6 [0-1]	W5 [0-1]	-	E5 [2-1]	E1 [0-1]	-	E4 [1-1]
2001	W3 [1-1]	W2 [1-1]	W5 [0-1]	E2 [1-1]	E3 [0-1]	*E1 [3-0]	W6 [1-1]	W1 [2-1]	W4 [0-1]	-	E5 [1-1]	E4 [1-1]	-	E6 [0-1]
2002	W1 [2-1]	W5 [0-1]	W6 [0-1]	E3 [1-1]	E1 [0-1]	E2 [0-1]	W4 [2-1]	W3 [0-1]	*W2 [3-0]	-	E6 [2-1]	E4 [1-1]	-	E5 [0-1]
2003	W4 [0-1]	W6 [0-1]	W2 [1-1]	E2 [0-1]	-	*E1 [3-0]	W3 [2-1]	W5 [1-1]	W1 [2-1]	-	E4 [0-1]	E3 [0-1]	-	E5 [1-1]
2004	W3 [1-1]	W6 [0-1]	W4 [0-1]	E2 [2-1]	E5 [1-1]	*E1 [3-0]	W2 [0-1]	W5 [0-1]	W1 [0-1]	-	E3 [2-1]	E6 [0-1]	-	E4 [2-1]
2005	W1 [1-1]	W4 [0-1]	W6 [1-1]	*E2 [3-0]	E6 [0-1]	E1 [2-1]	W2 [1-1]	W5 [1-1]	W3 [1-1]	-	E4 [0-1]	E5 [1-1]	-	E3 [0-1]
2006	W2 [0-1]	W3 [1-1]	W5 [0-1]	*E2 [3-0]	E6 [0-1]	E3 [2-1]	W1 [1-1]	W6 [0-1]	W4 [0-1]	-	E5 [3-1]	E1 [0-1]	-	E4 [1-1]
2007	W5 [0-1]	W3 [3-1]	W4 [0-1]	*E1 [3-0]	E5 [1-1]	E4 [1-1]	W6 [1-1]	W2 [1-1]	W1 [1-1]	-	E6 [0-1]	E3 [0-1]	-	E2 [0-1]
2008	W5 [1-1]	W2 [2-1]	W6 [0-1]	E4 [0-1]	*E6 [4-0]	E2 [0-1]	W4 [0-1]	W3 [0-1]	W1 [1-1]	-	E5 [1-1]	E1 [1-1]	-	E3 [1-1]
2009	W4 [1-1]	W6 [0-1]	W2 [1-1]	E3 [1-1]	E6 [0-1]	E4 [1-1]	W1 [1-1]	W5 [0-1]	*W3 [4-0]	-	E2 [0-1]	E1 [2-1]	-	E5 [0-1]
2010	W4 [1-1]	W3 [0-1]	W5 [0-1]	E4 [1-1]	E6 [1-1]	*E1 [3-0]	W6 [0-1]	W2 [0-1]	W1 [2-1]	-	E5 [0-1]	E3 [2-1]	-	E2 [1-1]
2011	W1 [1-1]	W4 [0-1]	W5 [0-1]	E1 [2-1]	E4 [1-1]	*E2 [3-0]	W6 [0-1]	W3 [1-1]	W2 [0-1]	-	E6 [0-1]	E5 [1-1]	-	E3 [2-1]
2012	5 [1-1]	9 [0-1]	10 [0-1]	4 [1-1]	11 [1-1]	1 [2-1]	8 [1-1]	7 [2-1]	6 [0-1]	-	12 [0-1]	2 [0-1]	-	*3 [3-0]
2013	4 [1-1]	7 [0-1]	14 [0-1]	1 [2-1]	8 [0-1]	2 [0-1]	9 [1-1]	*3 [3-0]	13 [1-1]	6 [1-1]	12 [0-1]	5 [1-1]	11 [1-1]	10 [2-1]
2014	10 [0-1]	5 [0-1]	12 [0-1]	1 [3-0]	3 [1-1]	2 [2-1]	7 [1-1]	6 [1-1]	14 [1-1]	8 [1-1]	13 [2-1]	4 [1-1]	9 [0-1]	11 [0-1]
2015	9 [0-1]	2 [2-1]	13 [3-1]	8 [1-1]	3 [1-1]	*1 [3-0]	4 [0-1]	6 [0-1]	12 [0-1]	14 [0-1]	11 [2-1]	10 [1-1]	5 [0-1]	7 [0-1]
2016	10 [1-1]	9 [0-1]	13 [0-1]	8 [1-1]	6 [2-1]	*2 [3-0]	4 [1-1]	7 [0-1]	11 [0-1]	-	3 [0-1]	12 [2-1]	1 [2-1]	5 [0-1]
2017	5 [2-1]	3 [2-1]	11 [0-1]	2 [0-1]	8 [1-1]	*1 [3-0]	13 [0-1]	6 [1-1]	12 [1-1]	14 [1-1]	4 [0-1]	9 [0-1]	10 [0-1]	7 [2-1]
2018	9 [2-1]	6 [2-1]	1 [0-1]	3 [0-1]	12 [2-1]	*4 [3-0]	10 [0-1]	14 [0-1]	7 [1-1]	5 [0-1]	11 [1-1]	2 [2-1]	8 [0-1]	13 [0-1]
2019	10 [1-1]	9 [0-1]	*5 [4-0]	8 [2-1]	13 [0-1]	2 [1-1]	1 [0-1]	7 [0-1]	6 [1-1]	12 [1-1]	4 [0-1]	3 [2-1]	11 [1-1]	14 [0-1]
2020	9 [0-0]	11 [1-0]	2 [0-0]	5 [0-0]	13 [1-0]	1 [0-0]	3 [0-0]	12 [0-1]	4 [0-0]	10 [0-0]	6 [0-0]	8 [0-0]	7 [0-0]	14 [0-1]
2021	*1 [3-0]	2 [1-1]	-	5 [1-1]	10 [0-1]	8 [0-1]	3 [2-1]	6 [1-1]	9 [1-1]	7 [1-1]	11 [0-1]	4 [1-1]	13 [0-1]	12 [1-1]
2022	6 [0-1]	4 [1-1]	1 [0-1]	9 [0-1]	14 [0-1]	3 [1-1]	5 [1-1]	13 [0-1]	10 [1-1]	12 [1-1]	7 [0-1]	*2 [3-0]	8 [3-1]	11 [2-1]
2023	*1 [3-0]	10 [1-1]	7 [0-1]	8 [0-1]	11 [0-1]	3 [0-1]	14 [1-1]	13 [1-1]	9 [1-1]	4 [1-1]	12 [0-1]	5 [1-1]	2 [2-1]	6 [2-1]

* Champion # Title vacated [] Tournament record

Champions By Seed

Overall Seeding Seed Champion (Year)

#1 Kentucky (1984)
Kentucky (1986)
Alabama (1987)
Kentucky (1988)
Florida (2014)
Kentucky (2015)
Kentucky (2017)
Alabama (2021)
Alabama (2023)

#2 Tennessee (1979)
LSU (1980)
Alabama (1989)
Alabama (1990)
Kentucky (2016)
Tennessee (2022)

#3 Alabama (1982)
Alabama (1991)
Vanderbilt (2012)
Ole Miss (2013)

#4 Kentucky (2018)

#5 Auburn (2019)

#6 Ole Miss (1981)
Georgia (1983)

#8 Auburn (1985)

Divisional Seeding Seed Champion (Year)

East #1 Kentucky (1992)
Kentucky (1995)
Kentucky (1998)
Kentucky (2001)
Kentucky (2003)
Kentucky (2004)
Florida (2007)
Kentucky (2010)

West #1 Mississippi State (1996)

East #2 Kentucky (1993)
Kentucky (1994)
Kentucky (1997)
Kentucky (1999)
Florida (2005)
Florida (2006)
Kentucky (2011)

West #2 Mississippi State (2002)

West #3 Arkansas (2000)
Mississippi State (2009)

East #6 Georgia (2008)



SEC TOURNAMENT ATTENDANCE

Single-Game/Session

30,057	3/12/1995 – Georgia Dome (Atlanta) – Championship – Kentucky 95, Arkansas 93 ot
28,966	3/11/1995 – Georgia Dome (Atlanta) – Semifinals – Arkansas 69, Alabama 58 and Kentucky 86, Florida 72
26,427	3/6/1999 – Georgia Dome (Atlanta) – Semifinals – Kentucky 69, Auburn 57 and Arkansas 84, Mississippi State 79 ot
26,049	3/10/1995 – Georgia Dome (Atlanta) – 2nd Round – Arkansas 73, Vanderbilt 72 and Kentucky 93, Auburn 81
25,521	3/7/1999 – Georgia Dome (Atlanta) – Championship – Kentucky 76, Arkansas 63
25,190	3/7/1998 – Georgia Dome (Atlanta) – Semifinals – Kentucky 99, Arkansas 74 and South Carolina 87, Ole Miss 77
25,127	3/5/1999 – Georgia Dome (Atlanta) – 2nd Round – Kentucky 83, Ole Miss 73 and Arkansas 75, Florida 74
24,556	3/9/1996 – La. Superdome (New Orleans) – Semifinals – Kentucky 95, Arkansas 75 and Mississippi State 86, Georgia 68
24,545	3/8/1998 – Georgia Dome (Atlanta) – Championship – Kentucky 86, South Carolina 56
24,462	3/10/1996 – La. Superdome (New Orleans) – Championship – Mississippi State 84 Kentucky 73
24,447	3/10/2000 – Georgia Dome (Atlanta) – 2nd Round – Auburn 78, Florida 70 and Arkansas 86, Kentucky 72
24,408	3/13/2005 – Georgia Dome (Atlanta) – Championship – Florida 70, Kentucky 53
24,214	3/12/2005 – Georgia Dome (Atlanta) – Semifinals – Florida 68, Alabama 62 and Kentucky 79, LSU 78 ot
23,623	3/13/1993 – Rupp Arena (Lexington) – Semifinals – LSU 72, Vanderbilt 62 and Kentucky 92, Arkansas 81
23,589	3/14/1993 – Rupp Arena (Lexington) – Championship – Kentucky 82, LSU 65
23,414	3/12/1993 – Rupp Arena (Lexington) – 2nd Round – LSU 89, Ole Miss 70 and Kentucky 101, Tennessee 40
22,508	3/8/2002 – Georgia Dome (Atlanta) – 2nd Round – Mississippi State 62, Florida 52 and South Carolina 70, Kentucky 57
22,165	3/12/1993 – Rupp Arena (Lexington) – 2nd Round – Vanderbilt 76, Alabama 59 and Arkansas 65, Georgia 60
22,054	3/16/2003 – La. Superdome (New Orleans) – Championship – Kentucky 64, Mississippi State 57
22,024	3/14/2004 – Georgia Dome (Atlanta) – Championship – Kentucky 89, Florida 73
22,024	3/11/2005 – Georgia Dome (Atlanta) – 2nd Round – Kentucky 76, Tennessee 62 and LSU 76, Auburn 62
21,981	3/6/1982 – Rupp Arena (Lexington) – Championship – Alabama 48, Kentucky 46
21,945	3/5/1999 – Georgia Dome (Atlanta) – 2nd Round – Auburn 93, Alabama 61 and Mississippi State 62, Tennessee 56
21,875	3/11/2011 – Georgia Dome (Atlanta) – 2nd Round – Alabama 65, Georgia 59 ot and Kentucky 75, Ole Miss 66

Largest Tournament Attendance

250,301	Georgia Dome (Atlanta) – 1995 – Avg/Gm: 22,755
240,373	Rupp Arena, Lexington, Ky. – 1993 – Avg/Gm: 21,852
225,587	Georgia Dome (Atlanta) – 1999 – Avg/Gm: 20,508
212,122	Georgia Dome (Atlanta) – 2005 – Avg/Gm: 19,284
210,212	Bridgestone Arena (Nashville) – 2019 – Avg/Gm: 16,170
209,867	Georgia Dome (Atlanta) – 1998 – Avg/Gm: 19,079
208,785	Georgia Dome (Atlanta) – 2000 – Avg/Gm: 19,018
206,086	Bridgestone Arena (Nashville) – 2023 – Avg/Gm: 15,852
203,489	Gaylord Entertainment Center (Nashville) – 2001 – Avg/Gm: 18,499
198,929	Georgia Dome (Atlanta) – 2002 – Avg/Gm: 18,084
197,385	Georgia Dome (Atlanta) – 2011 – Avg/Gm: 17,944
195,942	The Pyramid (Memphis) – 1994 – Avg/Gm: 17,813
195,836	Louisiana Superdome (New Orleans) – 1996 – Avg/Gm: 17,803
195,630	Georgia Dome (Atlanta, Ga.) – 2004 – Avg/Gm: 17,785
192,727	Bridgestone Arena (Nashville) – 2015 – Avg/Gm: 14,825
191,852	Bridgestone Arena (Nashville) – 2010 – Avg/Gm: 17,441
190,363	Bridgestone Arena (Nashville) – 2017 – Avg/Gm: 14,643
188,493	Scottrade Center (St. Louis) – 2018 – Avg/Gm: 14,500
183,655	Georgia Dome (Atlanta) – 2014 – Avg/Gm: 14,127
183,509	Amalie Arena (Tampa Bay) – 2022 – Avg/Gm: 14,116
183,122	Gaylord Entertainment Center (Nashville) – 2006 – Avg/Gm: 16,647
182,198	Bridgestone Arena (Nashville) – 2016 – Avg/Gm: 15,183
172,840	Georgia Dome (Atlanta) – Avg/Gm: 2007 – 15,713
172,027	The Pyramid (Memphis) – 1997 – Avg/Gm: 15,639
168,452	Bridgestone Arena (Nashville) – 2013 – Avg/Gm: 12,958
166,410	Louisiana Superdome (New Orleans) – 2003 – Avg/Gm: 16,641
163,812	BJCC (Birmingham) – 1992 – Avg/Gm: 16,381
154,624	Rupp Arena (Lexington) – 1982 – Avg/Gm: 17,180
154,426	New Orleans Arena (New Orleans) – 2012 – Avg/Gm: 14,039
148,005	Rupp Arena (Lexington) – 1986 – Avg/Gm: 16,445
136,046	Memorial Gym (Nashville) – 1984 – Avg/Gm: 15,116
134,280	Thompson-Boling Arena (Knoxville) – 1989 – Avg/Gm: 14,920
25,829	Bridgestone Arena (Nashville) – 2021 – Avg/Gm: 2,152

Championship Game

30,057	3/12/1995 – Georgia Dome (Atlanta) – Kentucky 95, Arkansas 93 ot
25,521	3/7/1999 – Georgia Dome (Atlanta) – Kentucky 76, Arkansas 63
24,545	3/8/1998 – Georgia Dome (Atlanta) – Kentucky 86, South Carolina 56
24,462	3/10/1996 – La. Superdome (New Orleans) – Mississippi St. 84 Kentucky 73
24,408	3/13/2005 – Georgia Dome (Atlanta) – Florida 70, Kentucky 53

Bridgestone Arena

20,933	3/16/2019 – Semifinals – AU 65, UF 62 and UT 82, UK 78
20,315	3/15/2015 – Championship – Kentucky 78, Arkansas 63
20,225	3/11/2001 – Championship – Kentucky 77, Ole Miss 55
20,225	3/10/2001 – Semifinals – UM 74, UF 69 and UK 87, AR 78
20,207	3/13/2010 – Semifinals – UK 74, UT 45 and MS 62, VU 52

Georgia Dome

30,057	3/12/1995 – Championship – Kentucky 95, Arkansas 93 ot
28,966	3/11/1995 – Semifinals – AR 69, UA 58 and UK 86, UF 72
26,427	3/6/1999 – Semifinals – UK 69, AU 57 and AR 84, MS 79 ot
26,049	3/10/1995 – 2nd Round – AR 73, VU 72 and UK 93, AU 81
25,521	3/7/1999 – Championship – Kentucky 76, Arkansas 63

Louisiana Superdome

24,556	3/9/1996 – Semifinals – Kentucky 95, Arkansas 75
24,556	3/9/1996 – Semifinals – Mississippi State 86, Georgia 68
24,462	3/10/1996 – Championship – Mississippi State 84 Kentucky 73
22,054	3/16/2003 – Championship – Kentucky 64, Mississippi State 57
21,427	3/15/2003 – Semifinals – Mississippi State 76, LSU 61

Birmingham-Jefferson Civic Center

17,689	3/14/1992 – Semifinals – Kentucky 80, LSU 74
17,689	3/14/1992 – Semifinals – Alabama 90, Arkansas 89
17,379	3/15/1992 – Championship – Kentucky 80, Alabama 54

SEC TOURNAMENT COACHES



Wins

27	Billy Donovan, UF (1997-98-99-00-01-02-03-04-05-06-07-08-09-10-11-12-13-14-15)
25	Wimp Sanderson, UA (1981-82-83-84-85-86-87-88-89-90-91-92)
24	John Calipari, UK (2010-11-12-13-14-15-16-17-18-19-21-22-23)
24	Tubby Smith, UG (1996-97)/UK (1998-99-00-01-02-03-04-05-06-07)
17	Rick Pitino, UK (1992-93-94-95-96-97)
17	Hugh Durham, UG (1979-80-81-82-83-84-85-86-87-88-89-90-91-92-93-94-95)
16	Rick Stansbury, MS (1999-00-01-02-03-04-05-06-07-08-09-10-11-12)
14	Kevin Stallings, VU (2000-01-02-03-04-05-06-07-08-09-10-11-12-13-14-15-16)
14	Nolan Richardson, AR (1992-93-94-95-96-97-98-99-00-01)
13	Bruce Pearl, UT (2006-07-08-09-10-11)/AU (2015-16-17-18-19-22-23)
12	Eddie Fogler, VU (1990-91-92-93)/SC (1994-95-96-97-98-99-00-01)
12	Dale Brown, LS (1979-80-81-82-83-84-85-86-87-88-89-90-91-92-93-94-95-96-97)
11	Rick Barnes, UT (2016-17-18-19-21-22-23)
11	Sonny Smith, AU (1979-80-81-82-83-84-85-86-87-88-89)
10	Joe B. Hall, UK (1979-80-81-82-83-84-85)
10	Mark Fox, UG (2010-11-12-13-14-15-16-17-18)
9	John Brady, LS (1998-99-00-01-02-03-04-05-06-07)
9	Don DeVoe, UT (1979-80-81-82-83-84-85-86-87-88-89)/UF (1990)
8	Dave Odom, SC (2002-03-04-05-06-07-08)
8	Andy Kennedy, UM (2008-09-10-11-12-13-14-15-16-17-18)
7	Cliff Ellis, AU (1995-96-97-98-99-00-01-02-03-04)
7	Mark Gottfried, UA (1999-00-01-02-03-04-05-06-07-08)
7	Rod Barnes, UM (1999-00-01-02-03-04-05-06-07)
6	Mate Oats, UA (2021-22-23)
6	Mike Anderson, AR (2002-12-13-14-15-16-17-18-19)
6	Eddie Sutton, UK (1986-87-88-89)
6	David Hobbs, UA (1993-94-95-96-97-98)
6	Dennis Felton, UG (2004-05-06-07-08)
6	Avery Johnson, UA (2016-17-18-19)

Appearances

19	Billy Donovan, UF (1997-98-99-00-01-02-03-04-05-06-07-08-09-10-11-12-13-14-15)
19	Dale Brown, LS (1979-80-81-82-83-84-85-86-87-88-89-90-91-92-93-94-95-96-97)
17	Hugh Durham, UG (1979-80-81-82-83-84-85-86-87-88-89-90-91-92-93-94-95)
17	Kevin Stallings, VU (2000-01-02-03-04-05-06-07-08-09-10-11-12-13-14-15-16)
14	Rick Stansbury, MS (1999-00-01-02-03-04-05-06-07-08-09-10-11-12)
13	John Calipari, UK (2010-11-12-13-14-15-16-17-18-19-21-22)
13	Bruce Pearl, UT (2006-07-08-09-10-11)/AU (2015-16-17-18-19-22)
12	Wimp Sanderson, UA (1981-82-83-84-85-86-87-88-89-90-91-92)
12	Tubby Smith, UG (1996-97)/UK (1998-99-00-01-02-03-04-05-06-07)
12	Eddie Fogler, VU (1990-91-92-93)/SC (1994-95-96-97-98-99-00-01)
12	Don DeVoe, UT (1979-80-81-82-83-84-85-86-87-88-89)/UF (1990)
12	Richard Williams, MS (1987-88-89-90-91-92-93-94-95-96-97-98)
11	Sonny Smith, AU (1979-80-81-82-83-84-85-86-87-88-89)
11	Andy Kennedy, UM (2008-09-10-11-12-13-14-15-16-17-18)
10	Nolan Richardson, AR (1992-93-94-95-96-97-98-99-00-01)
10	John Brady, LS (1998-99-00-01-02-03-04-05-06-07)
10	Mark Gottfried, UA (1999-00-01-02-03-04-05-06-07-08)
10	Cliff Ellis, AU (1995-96-97-98-99-00-01-02-03-04)
10	C.M. Newton, UA (1979-80)/VU (1982-83-84-85-86-87-88-89)
9	Frank Martin, SC (2013-14-15-16-17-18-19-21-22)
9	Mark Fox, UG (2010-11-12-13-14-15-16-17-18)
9	Rod Barnes, UM (1999-00-01-02-03-04-05-06-07)
9	Norm Sloan, UF (1981-82-83-84-85-86-87-88-89)
9	Mike Anderson, AR (2002-12-13-14-15-16-17-18-19)

Championships

6	John Calipari, UK (2010-11-15-16-17-18)
5	Wimp Sanderson, UA (1982-87-89-90-91)
5	Rick Pitino, UK (1992-93-94-95-97)
5	Tubby Smith, UK (1998-99-01-03-04)
4	Billy Donovan, UF (2005-06-07-14)
2	Eddie Sutton, UK (1988)
2	Rick Stansbury, MS (2002-09)
2	Nate Oats, UA (2021, 2023)
1	Don DeVoe, UT (1979)
1	Dale Brown, LS (1980)
1	Bob Weltlich, UM (1981)
1	Hugh Durham, UG (1983)
1	Joe B. Hall, UK (1984)
1	Sonny Smith, AU (1985)
1	Richard Williams, MS (1996)
1	Nolan Richardson, AR (2000)
1	Dennis Felton, UG (2008)
1	Kevin Stallings, VU (2012)
1	Andy Kennedy, UM (2013)
1	Bruce Pearl, AU (2019)
1	Rick Barnes, UT (2022)

Championship Game Appearances

9	Wimp Sanderson, UA (1982-83-85-86-87-89-90-91-92)
8	John Calipari, UK (2010-11-12-14-15-16-17-18)
7	Billy Donovan, UF (2004-05-06-07-11-13-14)
7	Tubby Smith, UG (1997)/UK (1998-99-01-03-04-05)
6	Rick Pitino, UK (1992-93-94-95-96-97)
4	Rick Stansbury, MS (2002-03-09-10)
4	Joe B. Hall, UK (1979-80-82-84)
3	Rick Barnes, UT (2018-19-22)
3	Hugh Durham, UG (1981-83-88)
3	Nolan Richardson, AR (1995-99-00)
3	Dale Brown, LS (1980-87-93)
2	Nate Oats, UA (2021-23)
2	Buzz Williams, AM (2022-23)
2	Sonny Smith, AU (1984-85)
2	Eddie Sutton, UK (1986-88)
2	Mike Anderson, AR (2015-17)

Semifinal Appearances

10	John Calipari, UK (2010-11-12-14-15-16-17-18-19-22)
10	Wimp Sanderson, UA (1982-83-84-85-86-87-89-90-91-92)
9	Billy Donovan, UF (2001-04-05-06-07-11-12-13-14)
9	Tubby Smith, UG (1996-97)/UK (1998-99-01-03-04-05-06)
9	Nolan Richardson, AR (1992-93-94-95-96-98-99-00-01)
8	Dale Brown, LS (1979-80-81-86-87-88-92-93)
7	Rick Stansbury, MS (1999-02-03-07-08-09-10)
6	Rick Pitino, UK (1992-93-94-95-96-97)
6	Hugh Durham, UG (1981-83-85-87-88-91)
5	Kevin Stallings, VU (2004-10-11-12-13)
5	Eddie Fogler, VU (1990-93)/SC (1997-98-00)
5	John Brady, LS (2000-02-03-05-06)
5	Don DeVoe, UT (1979-82-83-84-89)
5	Bruce Pearl, UT (2008-09-10)/AU (2015-19)



SEC TOURNAMENT INDIVIDUAL RECORDS

Points – Game

- 42 Melvin Turpin, UK vs. UG – 2nd Rd, 3/8/1984
- 39 John Stroud, UM vs. UK – 1st Rd, 2/28/1979
- 39 Todd Day, AR vs. UA – Semis, 3/14/1992
- 39 Stefan Moody, UM vs. UA – 2nd Rd, 3/10/2016
- 38 Reggie King, UA vs. UK – 2nd Rd, 3/1/1979
- 37 Chris Jackson, LS vs. UT – 2nd Rd, 3/10/1989
- 37 BJ McKie, SC vs. UM – Semis, 3/7/1998
- 35 Anthony Roberson, UF vs. VU – Semis, 3/13/2004
- 34 Derrick Dennison, AU vs. LS – 2nd Rd, 3/9/1990
- 34 Travis Leslie, UG vs. VU – 2nd Rd, 3/12/2010
- 33 Dale Ellis, UT vs. LS – 2nd Rd, 3/11/1983
- 33 Rod Grizzard, UA vs. UT – 2nd Rd, 3/8/2002
- 33 Dusty Hannahs, AR vs. UF – 2nd Rd, 3/10/2016
- 32 Kyle Macy, UK vs. UM – 1st Rd, 2/28/1979
- 32 Corey Allen, UT vs. LS – 2nd Rd, 3/13/1992
- 32 Mike Boynton, SC vs. AR – 1st Rd, 3/11/2004
- 32 Kentavious Caldwell-Pope, UG vs. LS – 2nd Rd, 3/14/2013
- 32 Danuel House, AM vs. UK – Champ, 3/13/2016
- 31 Dominique Wilkins, UG vs. UA – 2nd Rd, 3/5/1981
- 31 Dale Ellis, UT vs. UM – 2nd Rd, 3/5/1981
- 31 Anthony Wilson, LS vs. UG – Semis, 3/7/1987
- 31 Gerald Glass, UM vs. AU – 1st Rd, 3/9/1989
- 31 Steve Hamer, UT vs. UA – 1st Rd, 3/7/1996
- 31 Kenyan Weaks, UF vs. AU – 1st Rd, 3/5/1998
- 31 D.A. Layne, UG vs. AR – 1st Rd, 3/9/2000
- 31 Collin Sexton, UA vs. AU – Quarters, 3/9/2018
- 31 Jeff Malone, MS vs. VU – 2nd Rd, 3/11/1983
- 30 Tony White, UT vs. UF – 2nd Rd, 3/8/1984
- 30 Vern Fleming, UG vs. UK – 2nd Rd, 3/8/1984
- 30 Tony White, UT vs. VU – 1st Rd, 3/5/1987
- 30 Ricky Blanton, LS vs. VU – 2nd Rd, 3/11/1988
- 30 Litterial Green, UG vs. MS – 1st Rd, 3/9/1989
- 30 Corliss Williamson, AR vs. UG – 2nd Rd, 3/11/1994
- 30 Tyler Ulis, UK vs. AM – Champ, 3/13/2016
- 30 Kevin Puryear, MO vs. AU – 1st Rd, 3/8/2017
- 30 Jordan Geist, MO vs. UG – 1st Rd, 3/13/2019
- 30 Saben Lee, VU vs. AR – 1st Rd, 3/11/2020
- 30 Tre Mann, UF vs. UT – Quarters, 3/12/2021
- 30 Trendon Watford, LS vs. UA – Champ, 3/14/2021
- Pre-1979 Record:*
- 42 Cliff Hagan, UK vs. UT – Semis, 3/1/1952

Points – Tournament

- 98 Allan Houston, UT – 1991 (4 g)
- 93 Kyle Macy, UK – 1979 (4 g)
- 86 KT Harrell, AU – 2015 (4 g)
- 84 Truman Claytor, UK – 1979 (4 g)
- 84 Chuck Person, AU – 1985 (4 g)
- Pre-1979 Record:*
- 110 Cliff Hagan, UK – 1952 (4 g)

Points – Career

- 187 Allan Houston, UT – 1990-91-92-93 (9 g)
- 167 Buck Johnson, UA – 1983-84-85-86 (12 g)
- 162 BJ McKie, SC – 1996-97-98-99 (8 g)
- 159 Chuck Person, AU – 1983-84-85-86 (9 g)
- 157 Vern Fleming, UG – 1981-82-83-84 (9 g)

Field Goals – Game

- 18 Melvin Turpin, UK vs. UG – 2nd Rd, 3/8/1984
- 15 John Stroud, UM vs. UK – 1st Rd, 2/28/1979
- 15 Reggie King, UA vs. UK – 2nd Rd, 3/1/1979
- 15 Chris Jackson, LS vs. UT – 2nd Rd, 3/10/1989
- 14 Dale Ellis, UT vs. UM – 2nd Rd, 3/5/1981
- 14 Dale Ellis, UT vs. LS – 2nd Rd, 3/11/1983
- 14 Corey Allen, UT vs. LS – 2nd Rd, 3/13/1992
- 14 Todd Day, AR vs. UA – Semis, 3/14/1992
- 14 Steve Hamer, UT vs. UA – 1st Rd, 3/7/1996

Field Goals – Tournament

- 36 Chuck Person, AU – 1985 (4 g)
- 35 Kyle Macy, UK – 1979 (4 g)
- 34 Truman Claytor, UK – 1979 (4 g)
- 30 Dominique Wilkins, UG – 1981 (3 g)
- 30 Dale Ellis, UT – 1983 (3 g)
- 30 Melvin Turpin, UK – 1984 (3 g)
- 30 Allan Houston, UT – 1991 (4 g)
- Pre-1979 Record:*
- 41 Bob Pettit, LS – 1952 (4 g)

Field Goals – Career

- 71 Chuck Person, AU – 1983-84-85-86 (9 g)
- 66 Don Redden, LS – 1984-85-86 (4 g)
- 64 Dale Ellis, UT – 1980-81-82-83 (7 g)
- 62 Buck Johnson, UA – 1983-84-85-86 (12 g)
- 61 Tony White, UT – 1984-85-86-87 (7 g)

Field Goals Attempted – Game

- 36 Chris Jackson, LS vs. UT – 2nd Rd, 3/10/1989
- 27 Stefan Moody, UM vs. UA – 2nd Rd, 3/10/2016
- 26 Reggie King, UA vs. UK – 2nd Rd, 3/1/1979
- 26 Gerald Glass, UM vs. AU – 1st Rd, 3/9/1989
- 26 Todd Day, AR vs. UA – Semis, 3/14/1992
- 26 Brian Williams, UA vs. SC – 2nd Rd, 3/7/1997

Field Goals Attempted – Tournament

- 70 Chuck Person, AU – 1985 (4 g)
- 60 Kyle Macy, UK – 1979 (4 g)
- 60 Truman Claytor, UK – 1979 (4 g)
- 55 Allan Houston, UT – 1991 (4 g)
- 53 Anthony Wilson, LS – 1987 (4 g)
- Pre-1979 Record:*
- 94 Cliff Hagan, UK – 1952 (4 g)

Field Goals Attempted – Career

- 147 Tony Delk, UK – 1993-94-95-96 (12 g)
- 133 Chuck Person, AU – 1983-84-85-86 (9 g)
- 132 Allan Houston, UT – 1990-91-92-93 (9 g)
- 130 Tony White, UT – 1984-85-86-87 (7 g)
- 129 Brian Williams, UA – 1996-97-98-99 (7 g)

Field-Goal Percentage (Min. 10 FGA) – Game

- 92.3 (12-13) A.J. Ogilvy, VU vs. AU – 1st Rd, 3/13/2008
- 90.9 (10-11) Robert Scott, UA vs. UK – 2nd Rd, 3/1/1979
- 90.9 (10-11) Gerald Crosby, UG vs. UA – Champ, 3/13/1983
- 90.0 (9-10) Ron Webb, UG vs. MS – 1st Rd, 2/28/1979
- 90.0 (9-10) Jimmy Daughtry, UG vs. AU – 2nd Rd, 3/1/1979

Field-Goal Percentage (Min. 15 FGA) – Tournament

- 94.4 (17-18) Robert Scott, UA – 1979 (2 g)
- 83.9 (26-31) Jamal Mashburn, UK – 1992 (3 g)
- 80.0 (16-20) Charles Bediaiko, UA – 2023 (3 g)
- 80.0 (16-20) Dametri Hill, UF – 1994 (3 g)
- 79.2 (19-24) Jamie Brandon, LS – 1993 (3 g)
- 77.8 (14-18) Austin Bates, VU – 1997 (2 g)
- 76.2 (16-21) A.J. Ogilvy, VU – 2008 (2 g)
- 75.9 (22-29) Gerald Crosby, UG – 1983 (3 g)
- 75.0 (12-16) Adrian Moss, UF – 2014 (3 g)
- 73.3 (11-15) Alec Kessler, UG – 1987 (2 g)

Field-Goal Percentage (Min. 25 FGA) – Career

- 75.8 (25-33) Lavon Mercer, UG – 1979-80 (3 g)
- 71.0 (22-31) Korvotney Barber, AU – 2006-07-09 (4 g)
- 68.3 (28-41) Dontae' Jones, MS – 1996 (3 g)
- 65.5 (19-29) Chuck Verderber, UK – 1979-80-81-82 (10 g)
- 64.7 (44-68) Jamal Mashburn, UK – 1992-93 (6 g)
- 64.6 (64-99) Dale Ellis, UT – 1980-81-82-83 (7 g)
- 64.3 (27-42) Robert Scott, UA – 1979-80 (4 g)
- 64.3 (18-28) Adrian Moss, UF – 2003-04-05-06 (10 g)
- 64.0 (16-25) Ted Young, VU – 1980-81-82-83 (7 g)
- 63.9 (23-36) Dwayne Davis, UF – 1988-89-90-91 (6 g)
- 63.9 (23-36) Austin Bates, VU – 1994-96-97-98 (5 g)

Three-Point Field Goals – Game

- 8 Greg Stolt, UF vs. LS – 1st Rd, 3/4/1999
- 8 Rick Jones, VU vs. MS – 1st Rd, 3/9/2000
- 8 Levi Stukes, UG vs. AU – 1st Rd, 3/11/2004
- 8 Earnest Shelton, UA vs. UM – 2nd Rd, 3/11/2005
- 8 Mykal Riley, UA vs. UF – 1st Rd, 3/13/2008
- 8 Stefan Moody, UM vs. UA – 2nd Rd, 3/10/2016

Three-Point Field Goals – Tournament

- 18 Bryce Brown, AU – 2019 (4 g)
- 14 Travis Ford, UK – 1993 (3 g)
- 14 Michael Boynton, SC – 2004 (3 g)
- 14 Anthony Roberson, UF – 2004 (3 g)
- 13 James Robinson, UA – 1992 (3 g)
- 13 Matt Walsh, UF – 2005 (3 g)
- 13 Tyrece Radford, AM – 2022 (4 g)

Three-Point Field Goals – Career

- 33 Pat Bradley, AR – 1996-97-98-99 (8 g)
- 29 Travis Ford, UK – 1992-93-94 (9 g)
- 25 Brian Williams, UA – 1996-97-98-99 (7 g)
- 24 John Jenkins, VU – 210-11-12 (7 g)
- 24 Kenny Boynton, UF – 2010-11-12-13 (10 g)

Three-Point Field Goals Attempted – Game

- 19 Marshall Henderson, UM vs. MS – 2nd Rd, 3/13/2014
- 17 Stefan Moody, UM vs. UA – 2nd Rd, 3/10/2016
- 17 Jody Patton, UG vs. UT – Semis, 3/9/1991
- 16 Earnest Shelton, UA vs. UF – 2nd Rd, 3/12/2004
- 16 Anthony Roberson, UF vs. UA – 2nd Rd, 3/12/2004
- 16 Marshall Henderson, UM vs. UG – Quarters, 3/14/2014
- 16 Jaden Shackelford, UA vs. Vanderbilt – 2nd Rd, 3/10/2022

SEC TOURNAMENT INDIVIDUAL RECORDS

Three-Point Field Goals Attempted – Tournament

45	Brandon Miller, UA – 2023 (3 g)
43	Bryce Brown, AU – 2019 (4 g)
35	Pat Bradley, AR – 1999 (3 g)
35	Anthony Roberson, UF – 2004 (3 g)
35	Marshall Henderson, UM – 2014 (2 g)

Three-Point Field Goals Attempted – Career

76	Pat Bradley, AR – 1996-97-98-99 (8 g)
76	Tony Delk, UK – 1993-94-95-96 (12 g)
67	Kenny Boynton, UF – 2010-11-12-13 (10 g)
66	Marshall Henderson, UM – 2013-14 (5 g)
63	Barry Stewart, MS – 2007-08-09-10 (11 g)

Three-Point Field-Goal Percentage (Min. 5 3PTM) – Game

1.000 (7-7)	Wenyen Gabriel, UK vs. UA – Semis, 3/10/2018
1.000 (5-5)	Joe Harvell, UM vs. UT – 2nd Rd, 3/9/1990
1.000 (5-5)	Craig Brown, UF vs. UA – Semis, 3/12/1994
1.000 (5-5)	G.G. Smith, UG vs. SC – Semis, 3/8/1997
1.000 (5-5)	Taurean Green, UF vs. AR – 2nd Rd, 3/10/2006
1.000 (5-5)	Aric Holman, MS vs. UT – Quarters, 3/15/2019

Three-Point Field-Goal Percentage (Min. 6 3PTM) – Tournament

85.7 (6-7)	Aric Holman, MS – 2019 (2 g)
81.8 (9-11)	Rick Jones, VU – 2000 (2 g)
80.0 (8-10)	Collis Temple III, LS – 2000 (2 g)
75.0 (6-8)	Duane Notice, SC – 2014 (3 g)
66.7 (10-15)	Michael Frazier, UF – 2014 (3 g)
66.7 (6-9)	Robert Horry, UA – 1990 (3 g)
66.7 (6-9)	Joe Johnson, AR – 2001 (2 g)
66.7 (6-9)	D.A. Layne, UG – 2001 (1 game)
66.7 (6-9)	Justin Reed, UM – 2003 (2 g)
66.7 (6-9)	John Jenkins, VU – 2010 (2 g)
66.7 (6-9)	Jordan Bowden, UT – 2019 (3 g)
66.7 (6-9)	Hassan Diarra, TAM – 2022 (4 g)

Three-Point Field-Goal Percentage (Min. 10 3PTM) – Career

62.5 (10-16)	David Ross, SC – 1999-00-01 (6 g)
62.5 (10-16)	Alvin Lee, UA – 1988-89 (4 g)
62.2 (23-37)	Antonio Hudson, LS – 2002-03-04-05 (9 g)
62.1 (18-29)	Cameron Mills, UK – 1996-97-98 (7 g)
58.8 (20-34)	Kenyan Weaks, UF – 1997-98-99-00 (7 g)

Free Throws Made – Game

20	BJ McKie, SC vs. UM – Semis, 3/7/1998
17	Mike Boynton, SC vs. AR – 1st Rd, 3/11/2004
16	Cecil Dowell, UM vs. UT – 2nd Rd, 3/5/1981
16	Kenny Walker, UK vs. UA – Champ, 3/8/1986
16	Litterial Green, UG vs. MS – 1st Rd, 3/9/1989

Free Throws Made – Tournament

42	KT Harrell, AU – 2015 (4 g)
29	Allan Houston, UT – 1991 (4 g)
29	BJ McKie, SC – 1998 (3 g)
25	Barry Stewart, MS – 2009 (4 g)
24	Ennis Whatley, UA – 1983 (4 g)
24	Kevin Anglin, VU – 1992 (2 g)
24	Jabari Brown, MO – 2014 (2 g)

Free Throws Made – Career

53	Allan Houston, UT – 1990-91-92-93 (9 g)
45	BJ McKie, SC – 1996-97-98-99 (8 g)
45	Barry Stewart, MS – 2007-08-09-10 (11 g)
44	KT Harrell, AU – 2014-15 (5 g)
43	Buck Johnson, UA – 1983-84-85-86 (12 g)

Free Throws Attempted – Game

22	BJ McKie, SC vs. UM – Semis, 3/7/1998
20	Heshimu Evans, UK vs. UM – 2nd Rd, 3/5/1999
20	Chris Silva, SC vs. UM – 1st Rd, 3/7/2018
19	Mike Boynton, SC vs. AR – 1st Rd, 3/11/2004
18	Cecil Dowell, UM vs. UT – 2nd Rd, 3/5/1981
18	Dirk Minniefield, UK vs. UM – Semis, 3/5/1982
18	Kenny Walker, UK vs. UA – Champ, 3/8/1986
18	Randolph Morris, UK vs. MS – 2nd Rd, 3/9/2007
18	Jabari Brown, MO vs. AM – 2nd Rd, 3/13/2014
18	KT Harrell, AU vs. LS – Quarters, 3/13/2015
18	Jarell Martin, LS vs. AU – Quarters, 3/13/2015

Free Throws Attempted – Tournament

51	KT Harrell, AU – 2015 (4 g)
34	Allan Houston, UT – 1991 (4 g)
33	Ennis Whatley, UA – 1983 (4 g)
32	BJ McKie, SC – 1998 (3 g)
32	Heshimu Evans, UK – 1999 (3 g)

Free Throws Attempted – Career

61	Allan Houston, UT – 1990-91-92-93 (9 g)
60	Buck Johnson, UA – 1983-84-85-86 (12 g)
58	Johnny O'Bryant III, LS – 2012-13-14 (6 g)
57	Barry Stewart, MS – 2007-08-09-10 (11 g)
54	Vern Fleming, UG – 1981-82-83-84 (9 g)

Free-Throw Percentage (Min. 10 FTM) – Game

1.000 (15-15)	Scotty Pippen Jr., VU vs. AM, – 1st Rd, 3/10/2021
1.000 (12-12)	Eric Marbury, UG vs. UA – 2nd Rd, 3/5/1981
1.000 (12-12)	Kevin Anglin, VU vs. Mississippi St. – 1st Rd, 3/12/1992
1.000 (11-11)	Terry Coner, UA vs. LS – Champ, 3/8/1987
1.000 (11-11)	Levi Randolph, UA vs. UF – 2nd Rd, 3/12/2015
1.000 (10-10)	Ricky Blanton, LS vs. VU – 2nd Rd, 3/11/1988
1.000 (10-10)	Allan Houston, UT vs. Mississippi St. – 2nd Rd, 3/8/1991
1.000 (10-10)	Timmy Bowers, Mississippi St. vs. UM – 2nd Rd, 3/14/2003
1.000 (10-10)	Kenny Boynton, UF vs. UT – 2nd Rd, 3/11/2011
1.000 (10-10)	Scotty Pippen Jr., VU vs. UF, – 2nd Rd, 3/11/2021

Free-Throw Percentage (Min. 15 FTM) – Tournament

1.000 (21-21)	Terry Coner, UA – 1987 (3 g)
1.000 (17-17)	Anthony Epps, UK – 1997 (3 g)
1.000 (15-15)	J.J. Frazier, UG – 2017 (2 g)
96.0 (24-25)	Kevin Anglin, VU – 1992 (2 g)
94.1 (16-17)	Eric Reid, VU – 1989 (2 g)
94.1 (16-17)	Wade Taylor IV, AM – 2023 (3 g)

Free-Throw Percentage (Min. 20 FTM) – Career

1.00 (27-27)	Anthony Epps, UK – 1994-95-96-97 (12 g)
1.00 (21-21)	C.J. Black, UT – 1997-98-99-00 (5 g)
1.00 (20-20)	Dusty Hannahs, AR – 2016-17 (4 g)
95.2 (20-21)	Gimel Martinez, UK – 1992-93-94 (9 g)
95.2 (20-21)	Phil Cox, VU – 1982-83-84-85 (6 g)

Rebounds – Game

21	Steve Hamer, UT vs. UA – 1st Rd, 3/7/1996
20	John Williams, LS vs. UF – 2nd Rd, 3/6/1986
20	Antonio McDyess, UA vs. AR – Semis, 3/11/1995
18	Chris Mills, UK vs. VU – 2nd Rd, 3/10/1989
18	Jeremy Hays, UA vs. VU – 1st Rd, 3/5/1998
18	Charles Thomas, AR vs. MS – Semis, 3/10/2007
18	Michael Washington, AR vs. UF – 1st Rd, 3/12/2009

Rebounds – Tournament

45	Antonio McDyess, UA – 1995 (3 g)
44	Oliver Brown, LS – 1987 (4 g)
43	Bobby Lee Hurt, UA – 1983 (4 g)
42	Derek Hood, AR – 1999 (3 g)
37	Dwayne Schintzius, UF – 1989 (3 g)
37	Charles Thomas, AR – 2007 (4 g)

Rebounds – Career

112	Buck Johnson, UA – 1983-84-85-86 (12 g)
100	Bobby Lee Hurt, UA – 1982-83-84-85 (12 g)
84	Robert Horry, UA – 1989-90-91-92 (11 g)
79	Jared Prickett, UK – 1993-94-95-97 (12 g)
79	Jarvis Varnado, MS – 2007-08-09-10 (11 g)

Offensive Rebounds – Game

11	Oscar Tshiebwe, UK vs. VU – Quarters, 3/10/2023
11	Corliss Williamson, AR vs. UK – Semis, 3/12/1994
10	Randolph Morris, UK vs. MS – 2nd Rd, 3/9/2007
10	Lakeem Jackson, SC vs. UA – 1st Rd, 3/11/2010
10	Jeronne Maymon, UT vs. UM – 2nd Rd, 3/9/2012
9	Charles Claxton, UG vs. AR – 2nd Rd, 3/13/1992
9	Antonio McDyess, UA vs. AR – Semis, 3/11/1995
9	Glen Davis, LS vs. UT – 1st Rd, 3/8/2007

Offensive Rebounds – Tournament

20	Derek Hood, AR – 1999 (3 g)
15	Corliss Williamson, AR – 1995 (3 g)
14	Patrick Eddie, UM – 1990 (3 g)
14	Corliss Williamson, AR – 1994 (2 g)
14	Derrick Allen, UM – 2003 (2 g)
14	Renaldo Balkman, SC – 2006 (4 g)
14	Sebastian Saiz, UM – 2017 (2 g)
14	Chuma Okeke, AU – 2019 (4 g)

Offensive Rebounds – Career

37	Charles Claxton, UG – 1992-93-94-95 (7 g)
36	Corliss Williamson, AR – 1993-94-95 (7 g)
31	Derek Hood, AR – 1996-97-98-99 (7 g)
29	Charles Thomas, AR – 2005-06-07-08 (10 g)
29	Jason Smith, UM – 1996-97-98-99 (7 g)



SEC TOURNAMENT INDIVIDUAL RECORDS

Assists – Game

- 13 Sahvir Wheeler, UG vs. MO – 2nd Rd, 3/11/2021
- 12 Sean Tuohy, UM vs. UK – Semis, 2/29/1980
- 12 Ennis Whatley, UA vs. UG – 2nd Rd, 3/4/1982
- 12 Ashton Hagans, UK vs. UT – Semis, 3/16/2019
- 11 Robert Scott, UA vs. UK – 2nd Rd, 3/1/1979
- 11 Gerald White, AU vs. UM – 1st Rd, 3/6/1985
- 11 Terry Coner, UA vs. MS – Semis, 3/7/1986
- 11 Derrick Zimmerman, MS vs. LS – Semis, 3/15/2003
- 11 Devan Downey, SC vs. LS – 1st Rd, 3/13/2008
- 11 Gerald Robinson, UG vs. UA – 2nd Rd, 3/11/2011
- 11 Dee Bost, MS vs. VU – 2nd Rd, 3/11/2011

Assists – Tournament

- 31 Terry Coner, UA – 1986 (3 g)
- 26 Ennis Whatley, UA – 1983 (4 g)
- 25 Gerald White, AU – 1985 (4 g)
- 24 Tracy Taylor, MS – 1986 (3 g)
- 24 Marcus Bullard, MS – 1996 (3 g)

Assists – Career

- 60 Terry Coner, UA – 1984-85-86-87 (11 g)
- 56 Gerald White, AU – 1984-85-86-87 (10 g)
- 56 Sean Tuohy, UM – 1979-80-81-82 (8 g)
- 47 Wayne Turner, UK – 1996-97-98-99 (12 g)
- 47 Ennis Whatley, UA – 1982-83 (7 g)

Blocked Shots – Game

- 9 Andre Riddick, UK vs. LS – Champ, 3/14/1993
- 9 Yves Pons, UT vs. UF – Quarters, 3/12/2021
- 8 Kalpatrick Wells, MS vs. VU – 2nd Rd, 3/11/1983
- 7 Dwayne Schintzius, UF vs. UG – 2nd Rd, 3/10/1989
- 7 Shaquille O’Neal, LS vs. AU – 2nd Rd, 3/9/1990
- 7 Andre Riddick, UK vs. AR – Semis, 3/12/1994
- 7 Jarvis Varnado, MS vs. LS – Semis, 3/14/2009
- 7 Sam Muldrow, SC vs. UM – 1st Rd, 3/10/2011
- 7 Asauhn Dixon-Tatum, AU vs. SC – 1st Rd, 3/12/2014
- 7 Robert Williams, AM vs. UA – 2nd Rd (3/8/2018)

Blocked Shots – Tournament

- 22 Jarvis Varnado, MS – 2009 (4 g)
- 18 Dwayne Schintzius, UF – 1989 (3 g)
- 15 Jarvis Varnado, MS – 2010 (3 g)
- 13 Willie Cauley-Stein, UK – 2014 (3 g)
- 12 Kalpatrick Wells, MS – 1983 (2 g)
- 12 Andre Riddick, UK – 1993 (3 g)
- 12 Antonio McDyess, UA – 1995 (3 g)
- 11 Robert Horry, UA – 1990 (3 g)
- 11 Robert Horry, UA – 1992 (3 g)
- 11 Andre Riddick, UK – 1994 (3 g)
- 11 Anthony Davis, UK – 2012 (3 g)

Blocked Shots – Career

- 43 Jarvis Varnado, MS – 2007-08-09-10 (11 g)
- 34 Robert Horry, UA – 1989-90-91-92 (11 g)
- 28 Andre Riddick, UK – 1993-94-95 (9 g)
- 23 Dwayne Schintzius, UF – 1987-88-89 (6 g)
- 21 Willie Cauley-Stein, UK – 2013-14-15 (7 g)

Steals – Game

- 7 Terry Coner, UA vs. AU – Semis, 3/7/1987
- 7 Clarence Swearingen, UT vs. UF – 2nd Rd, 3/11/1988
- 7 Reggie Tinch, UG vs. UM – 1st Rd, 3/12/1992
- 7 Jared Prickett, UK vs. UT – 2nd Rd, 3/12/1993
- 7 T.J. Cleveland, AR vs. LS – Semis, 3/11/2000
- 7 Chris Daniels, UG vs. LS – 2nd Rd, 3/8/2002

Steals – Tournament

- 13 Oliver Brown, LS – 1987 (4 g)
- 12 Willie Anderson, UG – 1988 (4 g)
- 12 Patrick Hamilton, UG – 1988 (4 g)
- 11 Ennis Whatley, UA – 1983 (4 g)
- 11 Darryl Joe, LS – 1987 (4 g)
- 11 T.J. Cleveland, AR – 2000 (4 g)

Steals – Career

- 23 Jared Prickett, UK – 1993-94-95-97 (12 g)
- 22 T.J. Cleveland, AR – 1999-00-01-02 (10 g)
- 20 Cliff Hawkins, UK – 2001-02-03-04 (10 g)
- 19 Clarence Ceasar, LS – 1992-93-94-95 (7 g)
- 19 Scottie Wilbekin, UF – 2011-12-13-14 (11 g)

Minutes – Game

- 58 Bubba Price, AU vs. UG – 2nd Rd, 3/1/1979
- 56 Rich Valavicius, AU vs. UG – 2nd Rd, 3/1/1979
- 54 Eric Stringer, AU vs. UG – 2nd Rd, 3/1/1979
- 54 Jimmy Daughtry, UG vs. AU – 2nd Rd, 3/1/1979
- 54 Lavon Mercer, UG vs. AU – 2nd Rd, 3/1/1979

Minutes – Tournament

- 163 Oliver Brown, LS – 1987 (4 g)
- 162 Nikita Wilson, LS – 1987 (4 g)
- 160 Anthony Wilson, LS – 1987 (4 g)
- 159 Kyle Macy, UK – 1979 (4 g)
- 159 Frank Ford, AU – 1985 (4 g)

Minutes – Career

- 442 Bobby Lee Hurt, UA – 1982-83-84-85 (12 g)
- 432 Buck Johnson, UA – 1983-84-85-86 (12 g)
- 381 Terry Coner, UA – 1984-85-86-87 (11 g)
- 358 Frank Ford, AU – 1984-85-86-87 (10 g)
- 352 Barry Stewart, MS – 2007-08-09-10 (11 g)

Games Played – Career

- 12 Bobby Lee Hurt, UA – 1982-83-84-85
- 12 Buck Johnson, UA – 1983-84-85-86
- 12 Tony Delk, UK – 1993-94-95-96
- 12 Anthony Epps, UK – 1994-95-96-97
- 12 Jared Prickett, UK – 1993-94-95-97
- 12 Wayne Turner, UK – 1996-97-98-99
- 12 Lee Humphrey, UF – 2004-05-06-07
- 12 Chris Richard, UF – 2004-05-06-07

SEC TOURNAMENT TEAM RECORDS

Points

102 AR vs. UT – 2nd Rd, 3/6/1998
 101 UK vs. UA – 2nd Rd, 3/1/1979
 101 UK vs. UT – 2nd Rd, 3/12/1993
 100 UA vs. UK – 2nd Rd, 3/1/1979
 100 UK vs. UF – 2nd Rd, 3/8/1996

Fewest Points

31 MS vs. UA – 2nd Rd, 3/7/1985
 36 MS vs. AU – 1st Rd, 3/3/1982
 38 AU vs. MS – 1st Rd, 3/3/1982
 38 LS vs. AM – Semis, 3/12/2016
 40 UT vs. UK – 2nd Rd, 3/12/1993

Pre-1979 Record:

11 UG vs. UT – 1st Rd, 2/26/1937

Winning Margin

61 (101-40) UK vs. UT – 2nd Rd, 3/12/1993
 42 (92-50) UK vs. AU – 2nd Rd, 3/7/1997
 38 (97-59) UT vs. AU – 1st Rd, 3/9/2016
 37 (85-48) UA vs. MS – Quarters, 3/12/2021
 35 (84-49) UA vs. UT – 1st Rd, 3/11/2004

Smallest Winning Margin

1 (101-100) UK vs. UA – 2nd Rd, 3/1/1979
 1 (72-71) UF vs. VU – 1st Rd, 2/27/1980
 1 (76-75) UA vs. MS – 2nd Rd, 2/28/1980
 1 (47-46) VU vs. UF – 1st Rd, 3/3/1982
 1 (62-61) UA vs. AU – 1st Rd, 3/10/1983
 1 (51-50) UA vs. MS – Semis, 3/12/1983
 1 (59-58) AU vs. VU – 2nd Rd, 3/8/1984
 1 (43-42) AU vs. UF – Semis, 3/8/1985
 1 (89-88 2ot) LS vs. UG – Semis, 3/7/1987
 1 (62-61) UF vs. UG – 2nd Rd, 3/10/1989
 1 (87-86) UM vs. UT – 2nd Rd, 3/9/1990
 1 (90-89) UA vs. AR – Semis, 3/14/1992
 1 (73-72) AR vs. VU – 2nd Rd, 3/10/1995
 1 (75-74) AR vs. UF – 2nd Rd, 3/5/1999
 1 (63-62) LS vs. UG – 1st Rd, 3/8/2001
 1 (53-52) UM vs. SC – 1st Rd, 3/10/2005
 1 (79-78 ot) UK vs. LS – Semis, 3/12/2005
 1 (72-71) AR vs. VU – 2nd Rd, 3/9/2007
 1 (92-91) AR vs. UT – Semis, 3/15/2008
 1 (75-74 ot) UK vs. MS – Champ, 3/14/2010
 1 (61-60) UF vs. UK – Champ, 3/16/2014
 1 (65-64) UG vs. SC – Quarters, 3/11/2016
 1 (73-73) AR vs. UM – Quarters, 3/10/2017
 1 (85-84) SC vs. UM – 1st Rd, 3/7/2018
 1 (71-70) UA vs. AM – 2nd Rd, 3/8/2018
 1 (74-73) MS vs. UK – 2nd Rd, 3/11/2021
 1 (80-79) UA vs. LS – Champ, 3/14/2021
 1 (69-68 ot) MS vs. UF – 2nd Rd, 3/9/2023

Points by Losing Team

100 UA vs. UK (101) – 2nd Rd, 3/1/1979
 96 UT vs. AR (102) – 2nd Rd, 3/6/1998
 95 UM vs. UG (97) – 1st Rd, 3/13/2008
 93 AR vs. UK (95) – Champ, 3/12/1995
 91 UG vs. AU (95) – 2nd Rd, 3/1/1979
 91 UT vs. AR (92) – Semis, 3/15/2008

Field Goals

43 UK vs. UA – 2nd Rd, 3/1/1979
 41 UG vs. AU – 2nd Rd, 3/1/1979
 41 UA vs. UK – 2nd Rd, 3/1/1979
 39 LS vs. UF – 2nd Rd, 2/28/1980
 39 AU vs. UM – 2nd Rd, 3/6/1986
 39 UK vs. UT – 2nd Rd, 3/12/1993
Pre-1979 Record:
 44 UK vs. VU – 1st Rd, 2/27/1947

Fewest Field Goals

13 MS vs. UA – 2nd Rd, 3/7/1985
 13 MS vs. UA – 2nd Rd, 3/9/1990
 13 LS vs. AM – Semis, 3/12/2016
 14 MS vs. AU – 1st Rd, 3/3/1982
 14 AU vs. MS – 1st Rd, 3/3/1982
 14 AM vs. MO – 2nd Rd, 3/14/2013

Pre-1979 Record:

3 UG vs. UT – 1st Rd, 2/26/1937

Field Goals Attempted

82 UK vs. AR – Semis, 3/9/1996
 81 UG vs. AU – 2nd Rd, 3/1/1979
 81 UK vs. AU – 2nd Rd, 3/10/1995
 80 LS vs. UT – 2nd Rd, 3/10/1989
 80 UM vs. UT – 1st Rd, 3/7/1991
 80 LS vs. UG – 1st Rd, 3/10/1994

Pre-1979 Record:

115 VU vs. UF – 2nd Rd, 2/29/1952

Fewest Field Goals Attempted

30 UA vs. MS – 2nd Rd, 3/7/1985
 31 AU vs. MS – 1st Rd, 3/3/1982
 32 VU vs. UK – 2nd Rd, 3/5/1981
 32 MS vs. AU – 1st Rd, 3/3/1982
 34 UF vs. AU – 1st Rd, 3/4/1981

Field-Goal Percentage

.683 (43-63) UK vs. UA – 2nd Rd, 3/1/1979
 .676 (25-37) VU vs. MS – 1st Rd, 3/4/1981
 .673 (33-49) VU vs. AU – 1st Rd, 3/13/2008
 .667 (30-45) UG vs. MS – 1st Rd, 2/28/1979
 .667 (32-48) UG vs. UT – Semis, 3/12/1983

Lowest Field-Goal Percentage

.206 (13-63) LS vs. AM – Semis, 3/12/2016
 .231 (15-65) UT vs. UK – 2nd Rd, 3/12/1993
 .241 (14-58) AM vs. MO – 2nd Rd, 3/14/2013
 .271 (16-59) SC vs. UT – Quarters, 3/14/2014
 .281 (18-64) UT vs. UM – 2nd Rd, 3/9/2012

Three-Point Field Goals

17 UF vs. LS – 1st Rd, 3/4/1999
 16 UK vs. AR – Semis, 3/12/1994
 16 MO vs. AU – 1st Rd, 3/8/2017
 15 MO vs. AU – 2nd Rd, 3/14/2019
 15 AU vs. UT – Champ, 3/17/2019

Fewest Three-Point Field Goals

1 VU vs. UT – 1st Rd, 3/5/1987
 1 UM vs. UG – 2nd Rd, 3/6/1987
 1 UG vs. UM – 2nd Rd, 3/6/1987
 1 UG vs. MS – 1st Rd, 3/10/1988
 1 AU vs. UG – 2nd Rd, 3/11/1988
 1 UG vs. MS – 1st Rd, 3/9/1989
 1 UA vs. UM – 2nd Rd, 3/10/1989
 1 UG vs. UF – 2nd Rd, 3/10/1989
 1 UF vs. UA – Champ, 3/12/1989
 1 VU vs. UF – 1st Rd, 3/8/1990
 1 VU vs. UK – 2nd Rd, 3/13/1992
 1 UG vs. AR – 2nd Rd, 3/12/1993
 1 UK vs. SC – 2nd Rd, 3/8/2002
 1 AR vs. UT – 1st Rd, 3/10/2005
 1 UK vs. UM – 1st Rd, 3/12/2009
 1 UA vs. VU – 1st Rd, 3/12/2009
 1 AR vs. UG – 1st Rd, 3/11/2010
 1 UK vs. UA – 2nd Rd, 3/12/2010
 1 UA vs. SC – 1st Rd, 3/8/2012
 1 UK vs. LS – 2nd Rd, 3/9/2012
 1 MO vs. UF – Quarters, 3/14/2014
 1 MS vs. AU – 1st Rd, 3/11/2015
 1 LS vs. MS – 1st Rd, 3/8/2017
 1 MS vs. UA – Quarters, 3/10/2023
 1 AR vs. AM – Quarters, 3/10/2023

Three-Point Field Goals Attempted

44 UK vs. LS – Champ, 3/14/1993
 40 AU vs. UT – Champ, 3/17/2019
 37 VU vs. UF – Semis, 3/13/2004
 37 UA vs. MS – Quarters, 3/10/2023
 36 UK vs. AR – Semis, 3/12/1994
 36 UF vs. LS – 1st Rd, 3/4/1999
 36 UF vs. UA – 2nd Rd, 3/12/2004
 36 VU vs. AU – 1st Rd, 3/10/2005
 36 UA vs. MS – Quarters, 3/12/2021
 36 UA vs. LS – Champ, 3/14/2021
 36 UA vs. AM – Champ, 3/12/2023

Fewest Three-Point Field Goals Attempted

3 MS vs. LS – 1st Rd, 3/5/1987
 3 UG vs. UM – 2nd Rd, 3/6/1987
 3 UG vs. MS – 1st Rd, 3/10/1988
 4 UT vs. UA – 2nd Rd, 3/6/1987
 4 UK vs. UM – 2nd Rd, 3/11/1988
 4 UG vs. MS – 1st Rd, 3/9/1989
 4 UM vs. UT – 2nd Rd, 3/9/2012

Three-Point Field-Goal Percentage (Min. 7 3FGM)

.733 (11-15) SC vs. AU – 1st Rd, 3/12/2014
 .727 (8-11) UM vs. UT – 2nd Rd, 3/9/1990
 .700 (7-10) UA vs. VU – Semis, 3/11/1989
 .692 (9-13) UA vs. AU – Semis, 3/7/1987
 .692 (9-13) AU vs. LS – 2nd Rd, 3/8/1991

Lowest Three-Point Field Goal Percentage (Min. Five 3FGA)

.053 (1-19) UK vs. SC – 2nd Rd, 3/8/2002
 .053 (1-19) MS vs. UA – Quarters, 3/12/2021
 .077 (1-13) AU vs. UG – 2nd Rd, 3/11/1988
 .077 (1-13) UG vs. AR – 2nd Rd, 3/12/1993
 .077 (1-13) AR vs. UT – 1st Rd, 3/10/2005
 .077 (1-13) UK vs. UA – 2nd Rd, 3/12/2010
 .077 (1-13) MO vs. UF – Quarters, 3/14/2014
 .077 (1-13) MS vs. UA – Quarters, 3/10/2023



SEC TOURNAMENT TEAM RECORDS

Free Throws Made

40 MO vs. AM – 2nd Rd, 3/13/2014
 39 SC vs. UM – Semis, 3/7/1998
 39 SC vs. AR – 1st Rd, 3/11/2004
 32 VU vs. UG – 2nd Rd, 3/9/1990
 32 AU vs. UF – 2nd Rd, 3/10/2000
 32 AR vs. UT – Quarters, 3/13/2015

Fewest Free Throws Made

1 UK vs. AU – Champ, 3/10/1984
 1 UG vs. MS – 1st Rd, 3/12/2009
 2 LS vs. UG – Semis, 3/6/1981
 2 MS vs. UG – 1st Rd, 3/10/1988
 2 UF vs. UK – Semis, 3/10/2012
 2 UA vs. UM – 2nd Rd, 3/14/2019
 2 UG vs. AU – Semis, 3/16/2019
 2 UA vs. LS – Champ, 3/14/2021

Free Throws Attempted

53 MO vs. AM – 2nd Rd, 3/13/2014
 51 MS vs. UT – 1st Rd, 3/10/1994
 50 UG vs. LS – 1st Rd, 3/10/1994
 50 SC vs. AR – 1st Rd, 3/11/2004
 47 SC vs. UM – Semis, 3/7/1998

Fewest Free Throws Attempted

1 UK vs. VU – 2nd Rd, 3/13/1992
 2 UF vs. UK – Semis, 3/10/2012
 3 UK vs. AU – Champ, 3/10/1984
 4 UM vs. UA – Champ, 3/11/1990
 4 UF vs. SC – Champ, 3/12/2006
 4 UG vs. MS – 1st Rd, 3/12/2009
 4 UA vs. UM – 2nd Rd, 3/14/2019

Free-Throw Percentage (Min. 15 FTM)

.967 (29-30) UG vs. MS – 1st Rd, 3/5/1998
 .944 (17-18) UF vs. UA – 2nd Rd, 3/12/2004
 .931 (27-29) AU vs. UA – 2nd Rd, 3/5/1999
 .909 (20-22) VU vs. MS – 2nd Rd, 3/11/2011
 .909 (20-22) VU vs. AR – Semis, 3/11/2017

Lowest Free-Throw Percentage

.250 (1-4) UG vs. MS – 1st Rd, 3/12/2009
 .286 (2-7) LS vs. UG – Semis, 3/6/1981
 .316 (6-19) MS vs. UG – 1st Rd, 3/11/1993
 .333 (1-3) UK vs. AU – Champ, 3/10/1984
 .333 (3-9) LS vs. UA – 2nd Rd, 3/13/2014

Rebounds

56 UK vs. AU – 2nd Rd, 3/7/1997
 55 UG vs. MS – 1st Rd, 3/11/1993
 55 UA vs. AR – Semis, 3/11/1995
 53 UK vs. UA – 2nd Rd, 3/6/1998
 53 MS vs. AR – Semis, 3/6/1999

Fewest Rebounds

16 UT vs. VU – 2nd Rd, 3/4/1982
 17 MS vs. AU – 1st Rd, 3/3/1982
 18 UK vs. UA – Champ, 3/6/1982
 18 MS vs. UA – Semis, 3/7/1986
 19 AU vs. UF – 1st Rd, 3/4/1981
 19 AU vs. VU – 2nd Rd, 3/8/1984
 19 AU vs. AR – 2nd Rd, 3/9/2023

Rebound Margin

24 (55-31) UG vs. MS – 1st Rd, 3/11/1993
 22 (52-30) UK vs. AR – Semis, 3/7/1998
 21 (45-24) UK vs. UM – 2nd Rd, 3/6/1986
 21 (53-32) UK vs. UA – 2nd Rd, 3/6/1998
 21 (41-20) AU vs. AR – Champ, 3/12/2000
 21 (45-24) AR vs. VU – 2nd Rd, 3/14/2008

Offensive Rebounds

26 UA vs. AR – Semis, 3/11/1995
 26 UK vs. AR – Semis, 3/9/1996
 26 UK vs. UA – 2nd Rd, 3/6/1998
 25 UF vs. UM – 1st Rd, 3/11/1993
 25 AR vs. UK – Semis, 3/12/1994

Assists

30 UK vs. UT – 2nd Rd, 3/12/1993
 27 VU vs. AU – 1st Rd, 3/13/2008
 27 UT vs. SC – 2nd Rd, 3/14/2008
 26 UK vs. LS – Champ, 3/14/1993
 24 UK vs. AR – Semis, 3/12/1994
 24 UK vs. AR – Semis, 3/7/1998

Blocked Shots

13 LS vs. AU – 2nd Rd, 3/9/1990
 12 UK vs. AR – Semis, 3/12/1994
 12 UA vs. UM – 2nd Rd, 3/10/2016
 11 MS vs. VU – 2nd Rd, 3/11/1983
 11 UK vs. UF – Semis, 3/11/1995
 11 UK vs. LS – Quarters, 3/14/2014
 11 UT vs. UF – Quarters, 3/12/2021
 11 AR vs. AM – Quarters, 3/10/2023

Steals

19 UK vs. UT – 2nd Rd, 3/12/1993
 16 UA vs. AU – 1st Rd, 3/10/1983
 16 UG vs. UM – 1st Rd, 3/12/1992
 16 VU vs. LS – 1st Rd, 3/9/1995
 15 UK vs. UA – Champ, 3/15/1992
 15 UG vs. MS – Semis, 3/9/1996

Personal Fouls

38 UM vs. UK – Semis, 3/5/1982
 35 UM vs. UK – 2nd Rd, 3/5/1999
 35 AR vs. SC – 1st Rd, 3/11/2004
 33 UT vs. UM – 2nd Rd, 3/5/1981
 33 UM vs. SC – Semis, 3/7/1998
 33 AM vs. MO – 2nd Rd, 3/13/2014

Fewest Personal Fouls

8 UA vs. UK – Semis, 3/9/1984
 8 VU vs. UK – 2nd Rd, 3/10/1989
 8 UK vs. UF – Semis, 3/10/2012
 9 UG vs. MS – 1st Rd, 2/28/1979
 9 UF vs. AU – 1st Rd, 3/4/1981
 9 UA vs. UM – Champ, 3/11/1990
 9 LS vs. SC – 2nd Rd, 3/12/2004
 9 LS vs. AU – 2nd Rd, 3/11/2005
 9 SC vs. UF – Champ, 3/12/2006
 9 MS vs. UG – 1st Rd, 3/12/2009
 9 UM vs. SC – 1st Rd, 3/10/2011
 9 UM vs. SC – 1st Rd, 3/8/2023

Players Disqualified

5 UM vs. UK – Semis, 3/5/1982
 4 AR vs. LS – 1st Rd, 3/13/2003
 4 AR vs. SC – 1st Rd, 3/11/2004
 4 AM vs. MO – 2nd Rd, 3/13/2014
 3 UM vs. UK – 1st Rd, 2/28/1979
 3 UG vs. AU – 2nd Rd, 3/1/1979
 3 UT vs. UM – 2nd Rd, 2/28/1980
 3 UK vs. UM – Semis, 2/29/1980
 3 MS vs. VU – 1st Rd, 3/4/1981
 3 UF vs. LS – 2nd Rd, 3/5/1981
 3 UT vs. UM – 2nd Rd, 3/5/1981
 3 UF vs. UT – 2nd Rd, 3/8/1984
 3 UA vs. UK – Champ, 3/8/1986
 3 LS vs. UG – Semis, 3/7/1987
 3 MS vs. UT – 2nd Rd, 3/8/1991
 3 LS vs. UF – 1st Rd, 3/4/1999
 3 MS vs. UK – 2nd Rd, 3/9/2007
 3 MO vs. UM – 2nd Rd, 3/9/2017

ALL-SEC TOURNAMENT TEAMS



NOTE: All-SEC Tournament Teams served as All-SEC teams from 1933-1948

1933

First Team
 F John DeMoisey, UK
 F Frank Waits, MS
 C Aggie Sale, UK
 G Ellis Johnson, UK
 G Sparky Wade, LS
 Second Team
 F Buddy Blair, LS
 F Jack Harris, LS
 C Buford Taylor, MS
 G George Pillow, MS
 G Bill Davis, UK

1934

First Team
 F John DeMoisey, UK
 F Jimmy Walker, UA
 C Jim Whatley, UA
 G Jim Hughes, UF
 G Bill Davis, UK
 Second Team
 F Dave McPherson, UT
 F Willie Geny, VU
 C Bob Warner, UF
 G Earl Bauman, UA
 G Welcome Shearer, UF

1936

First Team
 F Ralph Carlisle, UK
 F Biggy Marshall, UT
 C Jim Whatley, UA
 G Harry Anderson, UT
 G Al Nogi, UA
 Second Team
 F Frank Johnson, UG
 F Arnold Bryan, LS
 C Dick Plasman, VU
 G Burtz Boulware, GT
 G Whitey Anderson, UK

1937

First Team
 F Ralph Carlisle, UK
 F Biggy Marshall, UT
 C Bo Johnson, GT
 G Warfield Donahue, UK
 G Gene Johnson, UT
 Second Team
 F Wilton Putnam, UT
 F Bill Jordan, GT
 C Rice Walker, UK
 G Alvin Rice, UT
 G Walter Hodge, UK

1938

First Team
 F Bonnie Graham, UM
 F Bill Jordan, GT
 C Dietrich Neyland, TU
 G Conley Hathorn, LS
 G Bernie Oppper, UK
 Second Team
 F Joe Hagan, UK
 F Wilton Putnam, UT
 C Bo Johnston, GT
 G Junior Anderson, GT
 G Fletcher Sims, GT

1939

First Team
 F Pinky Lipscomb, VU
 F Irving Keller, UM
 C Googe Prather, UA
 G Bernie Oppper, UK
 G Gilbert Huffman, UT
 Second Team
 F Keith Farnsley, UK
 F Frank Thomas, UT
 C Blackie Thompson, UA
 G Joe Little, VU
 G Paul Brotherton, LS

1940

First Team
 F Bernie Mehen, UT
 F Googe Prather, UA
 C Frank Thomas, UT
 G Layton Rouse, UK
 G Alex McCaskill, UG
 Second Team
 F Ross Hanna, VU
 F Keith Farnsley, UK
 C Dan Kirkland, UG
 G Joe Killian, UG
 G Gilbert Huffman, UT

1941

First Team
 F Pinky Lipscomb, VU
 F Marvin Akers, UK
 C Frank Thomas, UT
 G Lee Huber, UK
 G Gilbert Huffman, UT
 Second Team
 F Keith Farnsley, UK
 F Louis Adair, UA
 C James King, UK
 G Bernie Mehen, UT
 G Roy Chatham, UG

1942

First Team
 F Ermal Allen, UK
 F Dick Mehen, UT
 C Wheeler Leeth, UA
 G Shag Hawkins, AU
 G Louis Adair, UA
 Second Team
 F Bernie Mehen, UT
 F Bobby Moore, UG
 C James King, UK
 G Mike Balitsaris, UT
 G Marvin Akers, UK

1943

First Team
 F Frank Brian, LS
 F Dick Mehen, UT
 C Melvin Brewer, UK
 G Marvin Akers, UK
 G Eugene Bledsoe, Miss. St.
 Second Team
 F Milton Ticco, UK
 F Paul Herman, UT
 C John Chaney, LS
 G Ted Cook, UT
 G Herb Bergman, GT

1944

First Team
 F Alex Athas, TU
 F Wes Paxson, GT
 C Bob Brannum, UK
 G Jack Tingle, UK
 G Jack Parkinson, UK
 Second Team
 F Wilbur Schu, UK
 F Ferd Lorio, TU
 C Hugh Taylor, TU
 G Frank Broyles, GT
 G Whitey Hoskins, LS

1945

First Team
 F Jack Tingle, UK
 F Paul Walther, UT
 C Ken Campbell, UK
 G Jack Parkinson, UK
 G Mule O'Shields, UT
 Second Team
 F Billy Williams, GT
 F Bob Kemper, UT
 C Irvin Barnett, UT
 G Frank Broyles, GT
 G Maurice Bell, UA

1946

First Team
 F Bobby Lowther, LS
 F Wallace Jones, UK
 C Ralph Beard, UK
 G Jack Parkinson, UK
 G Jack Tingle, UK
 Second Team
 F Wilbur Schu, UK
 F Carl Shaeffer, UA
 C Joe Bill Adcock, LS
 G Billy Walters, LS
 G Eli Maracich, UG

1947

First Team
 F Jack Tingle, UK
 F Joe Holland, UK
 C Wallace Jones, UK
 G Ken Rollins, UK
 G Ralph Beard, UK
 Second Team
 F Alex Athas, TU
 F Frank Brian, LS
 C Alex Groza, UK
 G Warren Perkins, TU
 G Frank Broyles, GT

1948

First Team
 F Wallace Jones, UK
 F Paul Walther, UT
 C Jim Nolan, GT
 G Ken Rollins, UK
 G Ralph Beard, UK
 Second Team
 F Cliff Barker, UK
 F Billy Joe Adcock, VU
 C Alex Groza, UK
 G Collin Anderson, GT
 G Alex Athas, TU

1949

First Team
 F Wallace Jones, UK
 F Warren Perkins, TU
 C Alex Groza, UK
 G Ralph Beard, UK
 G Virgil Risner, TU
 Second Team
 F Paul Walther, UT
 F Billy Joe Adcock, VU
 C Jim Riffey, TU
 G Cliff Barker, UK
 G Gene Murphy, LS

1950

First Team
 F Jim Line, UK
 F Bob Healey, UG
 C Art Burris, UT
 G Ed Montgomery, UT
 G Joe Dean, LS
 Second Team
 F Willard Daley, MS
 F Jim Riffey, TU
 C Bill Spivey, UK
 G Hugh Jones, UT
 G Billy Joe Adcock, VU

1951

First Team
 F Walter Hirsch, UK
 F Dave Kardokus, VU
 C Bill Spivey, UK
 G Frank Ramsey, UK
 G Joe Dean, LS
 Second Team
 F Cliff Hagan, UK
 F Herb Hargett, MS
 C Al Weiss, VU
 G Mel Payton, TU
 G Bob Smith, VU

1952

First Team
 F Joe Dean, LS
 F Cliff Hagan, UK
 C Bob Pettit, LS
 G Frank Ramsey, UK
 G Paul Sullivan, UA
 Second Team
 F Robert Watson, UK
 F Rick Casares, UF
 C Dave Kardokus, VU
 G Tommy Bartlett, UT
 G Coyt Vance, MS#
 G Pete Silas, GT#
 #Tied in voting

1979

G Kyle Macy, UK*
 G Truman Claytor, UK
 F Terry Crosby, UT
 F Reginald King, UA
 F John Stroud, UM

1980

F DeWayne Scales, LS*
 C Sam Bowie, UK
 F Durand Macklin, LS
 G Kyle Macy, UK
 F John Stroud, UM

1981

F Dominique Wilkins, UG*
 F Howard Carter, LS
 G Al Miller, VU
 G Sean Tuohy, UM
 F Elston Turner, UM

1982

G Dirk Minniefield, UK*
 F Carlos Clark, UM
 F Dale Ellis, UT
 F Eddie Phillips, UA
 G Ennis Whatley, UA

1983

G Vern Fleming, UG*
 F Dale Ellis, UT
 C Bobby Lee Hurt, UA
 G Jeff Malone, MS
 G Ennis Whatley, UA

1984

C Charles Barkley, AU*
 C Bobby Lee Hurt, UA
 F Chuck Person, AU
 C Melvin Turpin, UK
 G Tony White, UT

1985

F Chuck Person, AU*
 G Terry Coner, UA
 C Bobby Lee Hurt, UA
 F Buck Johnson, UA
 G Andrew Moten, UF

1986

F John Williams, LS*
 G Roger Harden, UK
 F Buck Johnson, UA
 C Derrick McKey, UA
 F Chauncey Robinson, MS

1987

C Derrick McKey, UA*
 G Terry Coner, UA
 G Tony White, UT
 G Anthony Wilson, LS
 C Nikita Wilson, LS

1988

G Rex Chapman, UK*
 F Winston Bennett, UK
 F Ricky Blanton, LS
 G Patrick Hamilton, UG
 G Vernon Maxwell, UF

1989

F Livingston Chatman, UF*
 F Michael Ansley, UA
 F Keith Askins, UA
 G Barry Booker, VU
 C Dwayne Schintzius, UF

1990

F Melvin Cheatum, UA*
 C David Benoit, UA
 F Gerald Glass, UM
 F Joe Harvell, UM
 F Robert Horry, UA



ALL-SEC TOURNAMENT TEAMS

1991

G Allan Houston, UT*
 F Melvin Cheatum, UA
 F Carlus Groves, UT
 G James Robinson, UA
 F Latrell Sprewell, UA

1992

F Jamal Mashburn, UK*
 G Todd Day, AR
 F Robert Horry, UA
 F John Pelphrey, UK
 G James Robinson, UA

1993

G Travis Ford, UK*
 G Jamie Brandon, LS
 C Geert Hammink, LS
 F Jamal Mashburn, UK
 C Andre Riddick, UK
 G Kevin Watkins, UM

1994

F Corliss Williamson, AR
 G Craig Brown, UF
 G Travis Ford, UK*
 G Jeff Brassow, UK
 G Tony Delk, UK

1995

F Antoine Walker, UK*
 F Antonio McDyess, UA
 F Corliss Williamson, AR
 F Scotty Thurman, AR
 C Mark Pope, UK

1996

F Dontae' Jones, MS*
 F Walter McCarty, UK
 F Antoine Walker, UK
 G Darryl Wilson, MS
 C Steve Hamer, UT

1997

F Ron Mercer, UK*
 G Ray Harrison, UG
 G Anthony Epps, UK
 F Jared Prickett, UK
 F Ansu Sesay, UM

1998

G Wayne Turner, UK*
 G Heshimu Evans, UK
 C Nazr Mohammed, UK
 F Scott Padgett, UK
 G BJ McKie, SC

1999

F Scott Padgett, UK*
 F Derek Hood, AR
 G Kareem Reid, AR
 G Wayne Turner, UK
 G Detrick White, MS

2000

G Brandon Dean, AR*
 G/F Joe Johnson, AR
 F Mack McGadney, AU
 C Mamadou N'diaye, AU
 G Doc Robinson, AU

2001

F Tayshaun Prince, UK*
 G/F Joe Johnson, AR
 G Keith Bogans, UK
 C Rahim Lockhart, UM
 F Justin Reed, UM

2002

C Mario Austin, MS*
 G Rod Grizzard, UA
 G Antonio Hudson, LS
 G Derrick Zimmerman, MS
 C Tony Kitchings, SC

2003

G Keith Bogans, UK*
 C Marquis Estill, UK
 F Ronald Dupree, LS
 G Timmy Bowers, MS
 G Derrick Zimmerman, MS

2004

G Gerald Fitch, UK*
 F Chuck Hayes, UK
 G/F Kelenna Azubuike, UK
 G Anthony Roberson, UF
 G Michael Boynton, SC

2005

F Matt Walsh, UF*
 F David Lee, UF
 G Kelenna Azubuike, UK
 F Brandon Bass, LS
 G Antonio Hudson, LS

2006

G Taurean Green, UF*
 F Corey Brewer, UF
 F Glen Davis, LS
 F Renaldo Balkman, SC
 G Tre' Kelley, SC

2007

F Al Horford, UF*
 F Corey Brewer, UF
 G Taurean Green, UF
 F Joakim Noah, UF
 F Sonny Weems, AR

2008

F Charles Thomas, AR
 F Darian Townes, AR
 F Terrance Woodbury, UG
 G Mykal Riley, UA
 G Sundiata Gaines, UG*

2009

F Jarvis Varnado, MS*
 G Barry Stewart, MS
 F Wayne Chism, UT
 F Tyler Smith, UT
 F Korvotney Barber, AU

2010

F DeMarcus Cousins, UK
 C Jarvis Varnado, MS
 G John Wall, UK*
 G Eric Bledsoe, UK
 G Barry Stewart, MS

2011

F Josh Harrellson, UK
 F Chandler Parsons, UF
 G Darius Miller, UK*
 G Brandon Knight, UK
 G Kenny Boynton, UF

2012

F Erik Murphy, UF
 G Bradley Beal, UF
 F Terrence Jones, UK
 F Anthony Davis, UK
 G/F Lance Goulbourne, VU
 G John Jenkins, VU*

2013

G Kenny Boynton, UF
 F Erik Murphy, UF
 F Reginald Buckner, UM
 G Marshall Henderson, UM*
 F Murphy Holloway, UM

2014

G Michael Frazier, UF
 G Scottie Wilbekin, UF*
 C Patric Young, UF
 G Aaron Harrison, UK
 G Julius Randle, UK
 F Jarnell Stokes, UT

2015

G Michael Qualls, AR
 G KT Harrell, AU
 F Willie Cauley-Stein, UK*
 G Aaron Harrison, UK
 G Andrew Harrison, UK

2016

G Tyler Ulis, UK*
 G Jamal Murray, UK
 G J.J. Frazier, UG
 F Jalen Jones, AM
 F Danuel House, AM

2017

G Daryl Macon, AR
 F Bam Adebayo, UK
 G De'Aaron Fox, UK*
 G Dominique Hawkins, UK
 G Riley LaChance, VU

2018

G Collin Sexton, UA
 F Wenyen Gabriel, UK
 G Shai Gilgeous-Alexander, UK*
 F Kevin Knox, UK
 F Admiral Schofield, UT

2019

G Bryce Brown, AU*
 G Jared Harper, AU
 F Chuma Okeke, AU
 G Admiral Schofield, UT
 F Grant Williams, UT

2020

No team named

2021

G Jahvon Quinerly, UA*
 F/G Herbert Jones, UA
 G Cameron Thomas, LS
 F Trendon Watford, LS
 G/F Yves Pons, UT

2022

G Kennedy Chandler, UT*
 G Josiah-Jordan James, UT
 G Santiago Vescovi, UT
 F Henry Coleman III, AM
 G Quenton Jackson, AM

2023

F Brandon Miller, UA*
 C Charles Bediako, UA
 G Jahvon Quinerly, UA
 G D'Moi Hodge, MO
 G Wade Taylor IV, AM
 G Ezra Manjon, VU

*Most Valuable Player

1999

Reggie King, UA
Sidney Moncrief, AR
John Mengelt, AU
Tony Miller, UF
Vern Fleming, UG
Frank Ramsey, UK
Bob Pettit, LS
John Stroud, UM
Bailey Howell, SC
Alex English, SC
Reggie Johnson, UT
Clyde Lee, VU

2000

Wendall Hudson, UA
Tommy Boyer, AR
Gary Redding, AU
Neal Walk, UF
Alec Kessler, UG
Cliff Hagan, UK
Rudy Macklin, LS
Don Kessinger, UM
Jim Ashmore, SC
Kevin Joyce, SC
A.W. Davis, UT
Billy Joe Adcock, VU

2001

T.R. Dunn, UA
Joe Kleine, AR
Coach Sonny Smith, AU
Andy Owens, UF
Zippy Morocco, UG
Wallace Jones, UK
Joe Dean, LS
Denver Brackeen, UM
W.D. Stroud, SC
John Roche, SC
Ernie Grunfeld, UT
Charles Davis, VU

2002

Leon Douglas, UA
Ron Brewer, AR
Bobby Cottage, AU
Chip Williams, UF
Dominique Wilkins, UG
Cotton Nash, UK
Ricky Blanton, LS
Joe Gibbon, UM
Jeff Malone, SC
Skip Harlicka, SC
Tony White, UT
Roy Skinner, VU

2003

Buck Johnson, UA
Lee Mayberry, AR
Bill Alexander, AU
Gary Keller, UF
James Banks, UG
Jack Givens, UK
Pete Maravich, LS
Carlos Clark, UM
Joe Dan Gold, SC
Mike Dunleavy, SC
Tom Boerwinkle, UT
Will Perdue, VU

2004

Derrick McKey, UA
Todd Day, AR
Charles Barkley, AU
Gene Shy, UF
Lavon Mercer, UG
Dan Issel, UK
Coach Dale Brown, LS
Gerald Glass, UM
Greg Carter, SC
Brian Winters, SC
Dale Ellis, UT
Perry Wallace, VU

2005

Gary Waites, UA
Scott Hastings, AR
Rex Frederick, AU
Stacey Poole, UF
Ronnie Hogue, UG
Sam Bowie, UK
Bobby Lowther, LS
Coolidge Ball, UM
Jack Bouldin, SC
Art Whisnant, SC
Ron Widby, UT
Jeff Fosnes, VU

2006

Jim Farmer, UA
Marvin Delph, AR
Lee DeFore, AU
Andrew Moten, UF
Joe Ward, UG
Ralph Beard, UK
Dick Maile, LS
Sean Tuohy, UM
Rickey Brown, SC
Larry Davis, SC
Bill Justus, UT
Jim Henry, VU

2007

Mike Nordholz, UA
U.S. Reed, AR
Henry Hart, AU
Andrew DeClercq, UF
Litterial Green, UG
Kenny Walker, UK
Collis Temple Jr., LS
Elston Turner, UM
Richard Williams, SC
Zam Fredrick, SC
Allan Houston, UT
Jan van Breda Kolff, VU

2008

Leon Marlaire, UA
Corliss Williamson, AR
Wesley Person, AU
Dan Cross, UF
Hugh Durham, UG
Kyle Macy, UK
Frank Brian, LS
Joe Harvell, UM
Wiley Peck, SC
Ronnie Collins, SC
Bernard King, UT
Barry Goheen, VU

2009

Melvin Cheatum, UA
Scotty Thurman, AR
Doc Robinson, AU
Eugene McDowell, UF
Shandon Anderson, UG
Louie Dampier, UK
Ethan Martin, LS
Keith Carter, UM
Tony Watts, SC
Grady Wallace, SC
Paul "Lefty" Walther, UT
Phil Cox, VU

2010

Charles Cleveland, UA
Jim Counce, AR
Chuck Person, AU
Bob Emrick, UF
Tom Brennan, UG
Joe B. Hall, UK
Ned Clark, LS
Cob Jarvis, UM
Kermit Davis, SC
Melvin Watson, SC
Don DeVoe, UT
Ronnie McMahan, VU

2011

Robert Horry, UA
George Kok, AR
Jimmy Fibbe, AU
Craig Brown, UF
Walter Daniels, UG
Kevin Grevey, UK
Howard Carter, LS
Bob Weltlich, UM
Darryl Wilson, SC
BJ McKie, SC
Jimmy England, UT
Jeff Turner, VU

2012

Jack Kubiszyn, UA
Nolan Richardson, AR
Chris Morris, AU
Mike Miller, UF
Willie Anderson, UG
Adrian "Odie" Smith, UK
Kenny Higgs, LS
Jack Waters, UM
Chuck Evans, SC
Henry Martin, SC
Gene Tormohlen, UT
Drew Maddux, VU

2013

Wimp Sanderson, UA
Jerry Carlton, AR
Ronnie Battle, AU
Bill Koss, UF
Tim Basset, UG
Jamal Mashburn, UK
Geert Hammink, LS
Rahim Lockhart, UM
Horatio Webster, SC
Norm Stewart, MO
Eddie Fogler, SC
Len Kosmalski, UT
John Beasley, AM
Mike Rhodes, VU

2014

Eddie Phillips, UA
Clint McDaniel, AR
Gerald White, AU
Greg Stolt, UF
D.A. Layne, UG
Tony Delk, UK
Mahmoud Abdul-Rauf (Chris Jackson), LS
Ansu Sesay, UM
Erick Dampier, SC
John Brown, MO
Gary Gregor, SC
Dr. Ed Wiener, UT
Dr. John Thornton, AM
Matt Freije, VU

2015

C.M. Newton, UA
Darrell Walker, AR
Chris Porter, AU
Eddie Shannon, UF
Jacky Dorsey, UG
Bob Burrow, UK
Ronald Dupree, LS
B.L. "Country" Graham, UM
Doug Hutton, SC
Derrick Chievous, MO
Jack Thompson, SC
Johnny Darden, UT
Sonny Parker, AM
Bruce Elder, VU

2016

Ennis Whatley, UA
Pat Bradley, AR
Jack Stewart, AU
Lee Humphrey, UF
Jarvis Hayes, UG
Larry Conley, UK
Stanley Roberts, LS
Johnny Neumann, UM
Mario Austin, SC
Devan Downey, SC
Vincent Yarbrough, UT
Carroll Broussard, AM
Shan Foster, VU

2017

George Linn, UA
Oliver Miller, AR
Marquis Daniels, AU
Matt Bonner, UF
Jimmy Pitts, UG
Keith Bogans, UK
Tasmin Mitchell, LS
Jason Harrison, UM
Dontae' Jones, SC
Jon Sundvold, SC
Ron Slay, UT
Acie Law IV, AM
Barry Booker, VU

2018

James Robinson, UA
Jonathon Modica, AR
Joel Eaves, AU
David Lee, UF
Chad Kessler, UG
Joe Crawford, UK
John Brady, LS
Rob Evans, UM
Ray White, MS
Doug Smith, MO
Carey Rich, SC
Howard Wood, UT
Barry Davis, AM
Godfrey Dillard, VU

2019

Erwin Dudley, UA
Corey Beck, AR
Mike Mitchell, AU
Livingston Chatman, UF
Jumaine Jones, UG
Johnny Cox, UK
Wayde Sims, LS
Justin Reed, UM
Lawrence Roberts, MS
Melvin Booker, MO
Carlos Powell, SC
Mike Jackson, UT
Antoine Wright, AM
Derrick Byars, VU

2020

Jerry Harper, UA
Derek Hood, AR
Layton Johns, AU
Chris Richard, UF
Rod Cole, UG
Vernon Hatton, UK
Collis Temple III, LS
Eric Laird, UM
Jerry Jenkins, MS
Steve Stipanovich, MO
Tre' Kelley, SC
Lang Wiseman, UT
David Britton, AM
Butch Feher, VU

2021

No Team Selected

2022

No Team Selected

2023

Jerry Harper, UA
Nick Davis, AR
Layton Johns, AU
Chris Richard, UF
Rod Cole, UG
Vernon Hatton, UK
Collis Temple III, LS
Eric Laird, UM
Jerry Jenkins, MS
Steve Stipanovich, MO
Tre' Kelley, SC
Lang Wiseman, UT
David Britton, AM
Butch Feher, VU



NCAA TOURNAMENT

SEC In The NCAA Tournament

Team	APP	Won	Lost	Pct	Sweet Elite Final			NCAA Titles	Appearances
					16	Eight	Four		
Alabama	23#	23	21	.523	9#	1	0	0	1975, 76 (RS), 82 (RS), 83, 84, 85 (RS), 86 (RS), 87 (RS)#, 89, 90 (RS), 91 (RS), 92, 94, 95, 02, 03, 04, 05 (RF), 06, 12, 18, 21 (RS), 22, 23 (RS)
Arkansas	35	50	35	.588	17	10	6	1	1941 (FF-13rd), 45 (FF-13rd), 49 (RS), 58 (RS), 77, 78 (FF-3rd), 79 (RF), 80, 81 (RS), 82, 83 (RS), 84, 85, 88, 89, 90 (FF-13rd), 91 (RF), 92, 93 (RS), 94 (FF-1st), 95 (FF-2nd), 96 (RS), 98, 99, 00, 01, 06, 07, 08, 15, 17, 18, 21 (RF), 22 (RF), 23 (RS)
Auburn	12	19	12	.613	5	2	1	0	1984, 85 (RS), 86 (RF), 87, 88, 99 (RS), 00, 03 (RS), 18, 19 (FF), 22, 23
Florida	21#	45	19	.703	10#	9	5	2	1987 (RS)#, 88#, 89, 94 (FF), 95, 99 (RS), 00 (FF-2nd), 01, 02, 03, 04, 05, 06 (FF-1st), 07 (FF-1st), 10, 11 (RF), 12 (RF), 13 (RF), 14 (FF), 17 (RF), 18, 19, 21
Georgia	10#	5	10	.333	2	1	1	0	1983 (FF-13rd), 85#, 87, 90, 91, 96 (RS), 97, 01, 02#, 08, 11, 15
Kentucky	60#	130	54	.707	48#	39	17	8	1942 (FF-13rd), 45 (RS), 48 (FF-1st), 49 (FF-1st), 51 (FF-1st), 52 (RF), 55 (RS), 56 (RF), 57 (RF), 58 (FF-1st), 59 (RS), 61 (RF), 62 (RF), 64 (RS), 66 (FF-2nd), 68 (RF), 69 (RS), 70 (RF), 71 (RS), 72 (RF), 73 (RF), 75 (FF-2nd), 77 (RF), 78 (FF-1st), 80 (RS), 81, 82, 83 (RF), 84 (FF-13rd), 85 (RS), 86 (RF), 87, 88 (RS)#, 92 (RF), 93 (FF-13rd), 94, 95 (RF), 96 (FF-1st), 97 (FF-13rd), 98 (FF-1st), 99 (RF), 00, 01 (RS), 02, 03 (RF), 04, 05 (RF), 06, 07, 08, 10 (RF), 11 (FF-3rd), 12 (FF-1st), 14 (FF-2nd), 15 (FF-3rd), 16, 17 (RF), 18 (RS), 19 (RF), 22, 23
LSU	24	27	27	.500	10	6	4	0	1953 (FF-4th), 54 (RS), 79 (RS), 80 (RF), 81 (FF-4th), 84, 85, 86 (FF-13rd), 87 (RF), 88, 89, 90, 91, 92, 93, 00 (RS), 03, 05, 06 (FF-13rd), 09, 15, 19 (RS), 21, 22
Ole Miss	9	5	9	.357	1	0	0	0	1981, 97, 98, 99, 01 (RS), 02, 13, 15, 19
Mississippi State	12	11	12	.478	3	1	1	0	1963 (RS), 91, 95 (RS), 96 (FF-13rd), 02, 03, 04, 05, 08, 09, 19, 23
Missouri	29	23	29	.442	6	3	0	0	1944 (RS), 76 (RF), 78, 80 (RS), 81, 82, 83, 86, 87, 88, 89 (RS), 90, 92, 93, 94 (RF), 95, 99, 00, 01, 02 (RF), 03, 09 (RF), 10, 11, 12, 13, 18, 21, 23
South Carolina	9	8	10	.444	4	1	1	0	1971 (RS), 72 (RS), 73 (RS), 74, 89, 97, 98, 04, 17 (FF)
Tennessee	25	25	25	.500	9	1	0	0	1967 (RS), 76, 77, 79, 80, 81 (RS), 82, 83, 89, 98, 99, 00 (RS), 01, 06, 07 (RS), 08 (RS), 09, 10 (RF), 11, 14 (RS), 18, 19 (RS), 21, 22, 23 (RS)
Texas A&M	15	12	16	.429	5	0	0	0	1951, 64, 69 (RS), 75, 80 (RS), 87, 06, 07 (RS), 08, 09, 10, 11, 16 (RS), 18 (RS), 23
Vanderbilt	15	10	16	.385	6	1	0	0	1965 (RF), 74 (RS), 88 (RS), 89, 91, 93 (RS), 97, 04 (RS), 07 (RS), 08, 10, 11, 12, 16, 17
Totals	287#	389	292	.571	135#	69	35	11	

Former Member

Georgia Tech	1	1	1	.500	1	1	0	0	1960 (RF)
--------------	---	---	---	------	---	---	---	---	-----------

SEC Year-By-Year In The NCAA Tournament

YEAR	W-L	PCT.	NCAA TEAMS	YEAR	W-L	PCT.	NCAA TEAMS	YEAR	W-L	PCT.	NCAA TEAMS
1942	1-1	.500	1 (UK)	1985	7-5	.583	5 (UA 2-1, AU 2-1, UG 1-1#, UK 2-1, LS 0-1)	2005	5-5	.500	5 (UA 0-1; UF 1-1; UK 3-1; LS 0-1; MS 1-1)
1945	1-1	.500	1 (UK)	1986	12-4	.750	4 (UA 2-1, AU 3-1, UK 3-1, LS 4-1)	2006	13-5	.722	6 (UA 1-1; AR 0-1; UF 6-0; UK 1-1; LS 4-1; UT 1-1)
1948	3-0	1.000	1 (UK)	1987	8-6	.571	6 (UA 2-1#, AU 1-1, UF 2-1#, UG 0-1, UK 0-1, LS 3-1)	2007	11-4	.733	5 (AR 0-1; UF 6-0; UK 1-1; UT 2-1; VU 2-1)
1949	3-0	1.000	1 (UK)	1988	6-5	.545	5 (AU 1-1, UF 1-1#, UK 2-1#, LS 0-1, VU 2-1)	2008	4-6	.400	6 (AR 1-1; UG 0-1; UK 0-1; MS 1-1; UT 2-1; VU 0-1)
1951	4-0	1.000	1 (UK)	1989	0-5	.000	5 (UA 0-1, UF 0-1, LS 0-1, UT 0-1, VU 0-1)	2009	1-3	.250	3 (LS 1-1, MS 0-1, UT 0-1)
1952	1-1	.500	1 (UK)	1990	3-3	.500	3 (UA 2-1, UG 0-1, LS 1-1)	2010	6-4	.600	4 (UF 0-1; UK 3-1; UT 3-1; VU 0-1)
1953	2-2	.500	1 (LS)	1991	2-5	.286	5 (UA 2-1, UG 0-1, LS 0-1, MS 0-1, VU 0-1)	2011	7-5	.583	5 (UF 3-1, UG 0-1, UK 4-1, UT 0-1, VU 0-1)
1954	0-2	.000	1 (LS)	1992	6-4	.600	4 (UA 1-1, AR 1-1, UK 3-1, LS 1-1)	2012	10-3	.769	4 (UA 0-1, UF 3-1, UK 6-0, VU 1-1)
1955	1-1	.500	1 (UK)	1993	8-4	.667	4 (AR 2-1, UK 4-1, LS 0-1, VU 2-1)	2013	4-3	.571	3 (UF 3-1, UM 1-1, MO 0-1)
1956	1-1	.500	1 (UK)	1994	12-3	.800	4 (UA 1-1, AR 6-0, UF 4-1, UK 1-1)	2014	12-3	.800	3 (UF 4-1, UK (5-1), UT (3-1))
1957	1-1	.500	1 (UK)	1995	11-5	.688	5 (UA 1-1, AR 5-1, UF 0-1, UK 3-1, MS 2-1)	2015	6-5	.545	5 (AR 1-1, UG 0-1, UK 4-1, LS 0-1, UM 1-1)
1958	4-0	1.000	1 (UK)	1996	14-3	.824	4 (AR 2-1; UG 2-1, UK 6-0, MS 4-1)	2016	3-3	.500	3 (UK 1-1, AM 2-1, VU 0-1)
1959	1-1	.500	1 (UK)	1997	5-5	.500	5 (UG 0-1; UK 5-1; UM 0-1; SC 0-1; VU 0-1)	2017	11-5	.688	5 (AR 1-1, UF 3-1, UK 3-1, SC 4-1, VU 0-1)
1960	1-1	.500	1 (GT)	1998	7-4	.636	5 (AR 1-1; UK 6-0, UM 0-1; SC 0-1; UT 0-1)	2018	8-8	.500	8 (UA 1-1, AR 0-1, AU 1-1, UF 1-1, UK 2-1, MO 0-1, UT 1-1, AM 2-1)
1961	1-1	.500	1 (UK)	1999	10-6	.625	6 (AR 1-1; AU 2-1, UF 2-1; UK 3-1, UM 1-1, UT 1-1)	2019	12-7	.706	7 (AU 4-1, UF 1-1, UK 3-1, LS 2-1, UM 0-1, MS 0-1, UT 2-1)
1962	1-1	.500	1 (UK)	2000	11-6	.647	6 (AR 0-1; AU 1-1; UF 5-1; UK 1-1; LS 2-1; UT 2-1)	2020	No Tournament		
1963	1-1	.500	1 (MS)	2001	5-6	.455	6 (AR 0-1; UF 1-1; UG 0-1; UK 2-1; UM 2-1; UT 0-1)	2021	7-6	.539	6 (UA 2-1, AR 3-1, UF 1-1, LS 1-1, MO 0-1, UT 0-1)
1964	0-2	.000	1 (UK)	2002	6-7	.462	7 (UA 1-1; UF 0-1; UG 1-1#, UK 2-1; UM 0-1; MS 1-1)	2022	5-6	.455	6 (UA 0-1, AR 3-1, AU 1-1, UK 0-1, LS 0-1, UT 1-1)
1965	1-1	.500	1 (VU)	2003	6-6	.500	6 (UA 0-1; AU 2-1; UF 1-1; UK 3-1; LS 0-1; MS 0-1)	2023	9-8	.529	8 (UA 2-1, AR 2-1, AU 1-1, UK 1-1, MS 0-1, MO 1-1, UT 2-1, AM 0-1)
1966	3-1	.750	1 (UK)	2004	7-6	.538	6 (UA 3-1; UF 0-1; UK 1-1; MS 1-1; SC 0-1; VU 2-1)				
1967	0-2	.000	1 (UT)								
1968	1-1	.500	1 (UK)								
1969	1-1	.500	1 (UK)								
1970	1-1	.500	1 (UK)								
1971	0-2	.000	1 (UK)								
1972	1-1	.500	1 (UK)								
1973	1-1	.500	1 (UK)								
1974	0-2	.000	1 (VU)								
1975	4-2	.667	2 (UA 0-1, UK 4-1)								
1976	1-2	.333	2 (UA 1-1, UT 0-1)								
1977	2-2	.500	2 (UK 2-1, UT 0-1)								
1978	5-0	1.000	1 (UK)								
1979	2-2	.500	2 (LS 1-1, UT 1-1)								
1980	4-3	.571	3 (UK 1-1, LS 2-1, UT 1-1)								
1981	4-5	.444	4 (UK 0-1, LS 3-2, UM 0-1, UT 1-1)								
1982	2-3	.400	3 (UA 1-1, UK 0-1, UT 1-1)								
1983	6-4	.600	4 (UA 0-1, UG 3-1, UK 2-1, UT 1-1)								
1984	3-4	.429	4 (UA 0-1, AU 0-1, UK 3-1, LS 0-1)								

#NCAA Tournament appearances were later vacated: 1985: UG (1-1); 1987:UA (2-1) and UF (2-1); 1988:UF (1-1) and UK (2-1); 2002: UG (1-1).

NCAA TOURNAMENT RESULTS

1941

^Arkansas 52, Wyoming 40	Western RS (Kansas City, Mo.)	3/21
Washington State 64, ^Arkansas 53	Western RF [FF] (Kansas City, Mo.)	3/22

1942

Kentucky 46, Illinois 44	Eastern RS (New Orleans, La.)	3/20
Dartmouth 47, Kentucky 28	Eastern RF [FF] (New Orleans, La.)	3/21

1943

Utah 45, ^Missouri 35	West RS (Kansas City, Mo.)	3/24
-----------------------	----------------------------	------

1945

^Arkansas 79, Oregon 76	Western RS (Kansas City, Mo.)	3/23
Oklahoma State 68, ^Arkansas 41	Western RF [FF] (Kansas City, Mo.)	3/24
Ohio State 45, Kentucky 37	Eastern RS (New York, N.Y.)	3/22
Tufts 66, Kentucky 56	Eastern RC/3rd Place (New York, N.Y.)	3/24

1948

Kentucky 76, Columbia 53	Eastern RS (New York, N.Y.)	3/19
Kentucky 60, Holy Cross 52	Eastern RF [FF] (New York, N.Y.)	3/20
Kentucky 58, Baylor 42	National Championship (New York, N.Y.)	3/23

1949

Oregon State 56, ^Arkansas 38	Western RS (Kansas City, Mo.)	3/18
^Arkansas 61, Wyoming 48	RC/3rd Place (Kansas City, Mo.)	3/19
Kentucky 85, Villanova 72	Eastern RS (New York, N.Y.)	3/21
Kentucky 76, Illinois 47	Eastern RF [FF] (New York, N.Y.)	3/22
Kentucky 46, Oklahoma State 36	National Championship (Seattle, Wash.)	3/26

1951

Kentucky 79, Louisville 68	East 1st Rd (Raleigh, N.C.)	3/20
Kentucky 59, St. John's (N.Y.) 43	East RS (New York, N.Y.)	3/22
Kentucky 76, Illinois 74	East RF [FF] (New York, N.Y.)	3/24
Kentucky 68, Kansas State 58	Nat'l Championship (Minneapolis, Minn.)	3/27
Washington 62, ^Texas A&M 40	West 1st Rd (Kansas City, Mo.)	3/22

1952

Kentucky 82, Penn State 54	East RS (Raleigh, N.C.)	3/21
St. John's (N.Y.) 64, Kentucky 57	East RF (Raleigh, N.C.)	3/22

1953

LSU 89, Lebanon Valley 76	East RS (Raleigh, N.C.)	3/13
LSU 81, Holy Cross 73	East RF (Raleigh, N.C.)	3/14
Indiana 80, LSU 67	National Semis (Kansas City, Mo.)	3/17
Washington 88, LSU 69	Nat'l Consol/3rd Place (Kansas City, Mo.)	3/18

1954

Penn State 78, LSU 70	East RS (Iowa City, Iowa)	3/12
Indiana 73, LSU 62	RC/3rd Place (Iowa City, Iowa)	3/13

Kentucky declined bid in 1954

1955

Marquette 79, Kentucky 71	East RS (Evanston, Ill.)	3/11
Kentucky 84, Penn State 59	RC/3rd Place (Evanston, Ill.)	3/12

1956

Kentucky 84, Wayne State 64	Midwest RS (Iowa City, Iowa)	3/16
Iowa 89, Kentucky 77	Midwest RF (Iowa City, Iowa)	3/17

Alabama declined bid in 1956

1957

Kentucky 98, Pittsburgh 92	Midwest RS (Lexington, Ky.)	3/15
Michigan State 80, Kentucky 68	Midwest RF (Lexington, Ky.)	3/16

1958

Oklahoma State 65, ^Arkansas 40	Midwest RS (Lawrence, Kan.)	3/14
Cincinnati 97, ^Arkansas 62	RC/3rd Place (Lawrence, Kan.)	3/15
Kentucky 94, Miami (Ohio) 70	Midwest RS (Lexington, Ky.)	3/14
Kentucky 89, Notre Dame 56	Midwest RF (Lexington, Ky.)	3/15
Kentucky 61, Temple 60	National Semis (Louisville, Ky.)	3/21
Kentucky 84, Seattle 72	National Championship (Louisville, Ky.)	3/22

1959

Louisville 76, Kentucky 61	Midwest RS (Evanston, Ill.)	3/13
Kentucky 98, Marquette 69	RC/3rd Place (Evanston, Ill.)	3/14

1960

Georgia Tech 57, Ohio 54	Midwest RS (Louisville, Ky.)	3/11
Ohio State 86, Georgia Tech 6986	Midwest RF (Louisville, Ky.)	3/12

1961

Kentucky 71, Morehead State 64	Midwest RS (Louisville, Ky.)	3/17
Ohio State 87, Kentucky 74	Midwest RF (Louisville, Ky.)	3/18

1962

Kentucky 81, Butler 60	Midwest RS (Iowa City, Iowa)	3/16
Ohio State 74, Kentucky 64	Midwest RF (Iowa City, Iowa)	3/17

1963

Loyola (Ill.) 61, Mississippi St. 51	Midwest RS (East Lansing, Mich.)	3/15
Mississippi St. 65, Bowling Green 60	RC/3rd Place (East Lansing, Mich.)	3/16

1964

Ohio 85, Kentucky 69	Midwest RS (Minneapolis, Minn.)	3/13
Loyola (Ill.) 100, Kentucky 91	RC/3rd Place (Minneapolis, Minn.)	3/14
UTEP 68, ^Texas A&M 62	Midwest 1st Rd (Dallas, Texas)	3/9

1965

Vanderbilt 83, DePaul 78*	Midwest RS (Lexington, Ky.)	3/12
Michigan 87, Vanderbilt 85	Midwest RF (Lexington, Ky.)	3/13

1966

Kentucky 86, Dayton 79	Midwest RS (Iowa City, Iowa)	3/11
Kentucky 84, Michigan 77	Midwest RF (Iowa City, Iowa)	3/12
Kentucky 83, Duke 79	National Semis (College Park, Md.)	3/18
Texas-El Paso 72, Kentucky 65	National Championship (College Park, Md.)	3/19

1967

Dayton 53, Tennessee 52	Midwest RS (Evanston, Ill.)	3/17
Indiana 51, Tennessee 44	RC/3rd Place (Evanston, Ill.)	3/18

1968

Kentucky 107, Marquette 89	Midwest RS (Lexington, Ky.)	3/15
Ohio State 82, Kentucky 81	Midwest RF (Lexington, Ky.)	3/16

1969

Marquette 81, Kentucky 74	Midwest RS (Madison, Wisc.)	3/13
Kentucky 72, Miami (Ohio) 71	RC/3rd Place (Madison, Wisc.)	3/15
^Texas A&M 81, Trinity (Texas) 66	Midwest 1st Rd (Fort Worth, Texas)	3/8
Drake 81, ^Texas A&M 63	Midwest 2nd Rd (Manhattan, Kan.)	3/13

1970

Kentucky 109, Notre Dame 99	Midwest RS (Columbus, Ohio)	3/12
Jacksonville 106, Kentucky 100	Midwest RF (Columbus, Ohio)	3/14

1971

Western Kentucky 107, Kentucky 83	Midwest RS (Athens, Ga.)	3/18
Marquette 91, Kentucky 74	RC/3rd Place (Athens, Ga.)	3/20
Pennsylvania 79, ^South Carolina 64	East RS (Raleigh, N.C.)	3/18
Fordham 100, ^South Carolina 90	RC/3rd Place (Raleigh, N.C.)	3/20

1972

Kentucky 85, Marquette 69	Midwest RS (Dayton, Ohio)	3/16
Florida State 73, Kentucky 54	Midwest RF (Dayton, Ohio)	3/18
^South Carolina 53, Temple 51	East 1st Rd (Williamsburg, Pa.)	3/11
North Carolina 92, ^South Carolina 69	East RS (Morgantown, W.Va.)	3/16
^South Carolina 90, Villanova 78	RC/3rd Place (Morgantown, W.Va.)	3/18

1973

Kentucky 106, Austin Peay 100*	Midwest RS (Nashville, Tenn.)	3/15
Indiana 72, Kentucky 65	Midwest RF (Nashville, Tenn.)	3/17
^South Carolina 78, Texas Tech 70	Midwest 1st Rd (Wichita, Kan.)	3/10
Memphis State 90, ^South Carolina 76	Midwest RS (Houston, Texas)	3/15
^South Carolina 90, Southwestern La 85	RC/3rd Place (Houston, Texas)	3/17

1974

Furman 75, ^South Carolina 67	East 1st Rd (Philadelphia, Pa.)	3/9
Marquette 69, Vanderbilt 61	Midwest RS (Tuscaloosa, Ala.)	3/14
Notre Dame 118, Vanderbilt 88	RC/3rd Place (Tuscaloosa, Ala.)	3/16



NCAA TOURNAMENT RESULTS

1975

Arizona State 97, Alabama 94	West 1st Rd (Tempe, Ariz.)	3/15
Kentucky 76, Marquette 54	Mideast 1st Rd (Tuscaloosa, Ala.)	3/15
Kentucky 90, Central Michigan 73	Mideast RS (Dayton, Ohio)	3/20
Kentucky 92, Indiana 90	Mideast RF (Dayton, Ohio)	3/22
Kentucky 95, Syracuse 79	National Semis (San Diego, Calif.)	3/29
UCLA 92, Kentucky 85	National Championship (San Diego, Calif.)	3/31
Cincinnati 87, ^ Texas A&M 79	Midwest 1st Rd (Lubbock, Texas)	3/15

1976

Alabama 79, North Carolina 64	Mideast 1st Rd (Dayton, Ohio)	3/13
Indiana 74, Alabama 69	Mideast RS (Baton Rouge, La.)	3/20
^ Missouri 69, Washington 67	Midwest 1st Rd (Lawrence, Kan.)	3/13
^ Missouri 86, Texas Tech 75	Midwest RS (Louisville, Ky.)	3/18
Michigan 95, ^ Missouri 88	Midwest RF (Louisville, Ky.)	3/20
Va. Military Institute 81, Tennessee 75	East 1st Rd (Charlotte, N.C.)	3/13

1977

Wake Forest 86, ^ Arkansas 80	Midwest 1st Rd (Norman, Okla.)	3/12
Kentucky 72, Princeton 58	East 1st Rd (Philadelphia, Penn.)	3/12
Kentucky 93, Virginia Military 78	East RS (College Park, Md.)	3/17
North Carolina 79, Kentucky 72	East RF (College Park, Md.)	3/19
Syracuse 93, Tennessee 88*	Mideast 1st Rd (Baton Rouge, La.)	3/13

1978

^ Arkansas 73, Weber State 52	West 1st Rd (Eugene, Ore.)	3/11
^ Arkansas 74, UCLA 70	West RS (Albuquerque, N.M.)	3/16
^ Arkansas 61, Cal State-Fullerton 58	West RF (Albuquerque, N.M.)	3/18
Kentucky 64, ^ Arkansas 59	National Semis (St. Louis, Mo.)	3/25
^ Arkansas 71, Notre Dame 69	Nat'l Consol./3rd Place (St. Louis, Mo.)	3/27
Kentucky 85, Florida State 76	Mideast 1st Rd (Knoxville, Tenn.)	3/11
Kentucky 91, Miami (Ohio) 69	Mideast RS (Dayton, Ohio)	3/16
Kentucky 52, Michigan State 49	Mideast RF (Dayton, Ohio)	3/18
Kentucky 64, Arkansas 59	National Semis (St. Louis, Mo.)	3/25
Kentucky 94, Duke 88	National Championship (St. Louis, Mo.)	3/27
Utah 86, ^ Missouri 79**	Midwest 1st Rd (Wichita, Kan.)	3/12

1979

^ (2) Arkansas 74, (7) Weber State 63	Midwest 2nd Rd (Lawrence, Kan.)	3/11
^ (2) Arkansas 73, (3) Louisville 62	Midwest RS (Cincinnati, Ohio)	3/15
(1) Indiana State 73, ^ (2) Arkansas 71	Midwest RF (Cincinnati, Ohio)	3/17
(3) LSU 71, (6) Appalachian State 57	Mideast 2nd Rd (Murfreesboro, Tenn.)	3/11
(2) Michigan State 87, (3) LSU 71	Mideast RS (Indianapolis, Ind.)	3/16
(8) Tennessee 97, (9) Eastern Kentucky 81	Mideast 1st Rd (Murfreesboro, Tenn.)	3/9
(1) Notre Dame 73, (8) Tennessee 67	Mideast 2nd Rd (Murfreesboro, Tenn.)	3/11

1980

(7) Kansas State 71, ^ (10) Arkansas 53	Midwest 1st Rd (Lincoln, Neb.)	3/6
(1) Kentucky 97, (8) Florida State 78	Mideast 2nd Rd (Bowling Green, Ky.)	3/9
(4) Duke 55, (1) Kentucky 54	Mideast RS (Lexington, Ky.)	3/13
(1) LSU 98, (8) Alcorn State 88	Midwest 2nd Rd (Denton, Texas)	3/9
(1) LSU 68, (5) Missouri 63	Midwest RS (Houston, Texas)	3/14
(2) Louisville 86, (1) LSU 66	Midwest RF (Houston, Texas)	3/16
^ (5) Missouri 61, (12) San Jose State 51	Midwest 1st Rd (Lincoln, Neb.)	3/6
^ (5) Missouri 87, (4) Notre Dame 84*	Midwest 2nd Rd (Lincoln, Neb.)	3/8
(1) LSU 68, ^ (5) Missouri 63	Midwest RS (Houston, Texas)	3/14
(7) Tennessee 80, (10) Furman 69	East 1st Rd (Greensboro, N.C.)	3/6
(2) Maryland 86, (7) Tennessee 75	East 2nd Rd (Greensboro, N.C.)	3/8
^ (6) Texas A&M 55, (11) Bradley 53	Midwest 1st Rd (Denton, Texas)	3/7
^ (6) Texas A&M 78, (3) No. Carolina 61**	Midwest 2nd Rd (Denton, Texas)	3/9
(2) Louisville 66, ^ (6) Texas A&M 55*	Midwest RS (Houston, Texas)	3/14

1981

^ (5) Arkansas 73, (12) Mercer 67	Midwest 1st Rd (Austin, Texas)	3/12
^ (5) Arkansas 74, (4) Louisville 73	Midwest 2nd Rd (Austin, Texas)	3/14
(1) LSU 72, ^ (5) Arkansas 56	Midwest RS (New Orleans, La.)	3/20
(7) UAB 69, (2) Kentucky 62	Mideast 2nd Rd (Tuscaloosa, Ala.)	3/14
(1) LSU 100, (8) Lamar 78	Midwest 2nd Rd (Austin, Texas)	3/14
(1) LSU 72, (5) Arkansas 56	Midwest RS (New Orleans, La.)	3/20
(1) LSU 96, (6) Wichita State 85	Midwest RF (New Orleans, La.)	3/22
(3) Indiana 67, (1) LSU 49	National Semis (Philadelphia, Penn.)	3/28
(1) Virginia 78, (1) LSU 74	Nat'l Consol./3rd Place (Philadelphia, Penn.)	3/30
(7) Kansas 69, (10) Ole Miss 66	Midwest 1st Rd (Wichita, Kan.)	3/13
(8) Lamar 71, ^ (9) Missouri 67	Midwest 1st Rd (Austin, Texas)	3/12
(4) Tennessee 58, (5) VCU 56*	East 2nd Rd (Charlotte, N.C.)	3/15
(1) Virginia 62, (4) Tennessee 48	East RS (Atlanta, Ga.)	3/19

1982

(4) Alabama 69, (5) St. John's (N.Y.) 68	East 2nd Rd (Uniondale, N.Y.)	3/14
(1) North Carolina 74, (4) Alabama 69	East RS (Raleigh, N.C.)	3/19
(5) Kansas State 65, ^ (4) Arkansas 64	Midwest 2nd Rd (Dallas, Texas)	3/14
(1) Middle Tenn. St. 50, (6) Kentucky 44	Mideast 1st Rd (Nashville, Tenn.)	3/11
^ (2) Missouri 73, (7) Marquette 69	Midwest 2nd Rd (Tulsa, Okla.)	3/13
(6) Houston 79, ^ (2) Missouri 78	Midwest RS (St. Louis, Mo.)	3/19
(9) Tennessee 61, (8) SW Louisiana 57	Mideast 1st Rd (Indianapolis, Ind.)	3/12
(1) Virginia 54, (9) Tennessee 51	Mideast 2nd Rd (Indianapolis, Ind.)	3/14

1983

(1) Lamar 73, (6) Alabama 50	Midwest 1st Rd (Houston, Texas)	3/17
^ (4) Arkansas 78, (5) Purdue 68	Mideast 2nd Rd (Evansville, Ill.)	3/19
(1) Louisville 65, ^ (4) Arkansas 63	Mideast RS (Knoxville, Tenn.)	3/24
(4) Georgia 56, (5) Va. Commonwealth 54	East 2nd Rd (Greensboro, N.C.)	3/19
(4) Georgia 70, (1) St. John's (N.Y.) 67	East RS (Syracuse, N.Y.)	3/25
(4) Georgia 82, (2) North Carolina 77	East RF (Syracuse, N.Y.)	3/27
(6) North Carolina St. 67, (4) Georgia 60	National Semis (Albuquerque, N.M.)	4/2
(3) Kentucky 57, (11) Ohio 40	Mideast 2nd Rd (Tampa, Fla.)	3/19
(3) Kentucky 64, (2) Indiana 59	Mideast RS (Knoxville, Tenn.)	3/24
(1) Louisville 68, (3) Kentucky 68*	Mideast RF (Knoxville, Tenn.)	3/26
(7) Iowa 77, ^ (2) Missouri 63	Midwest 2nd Rd (Louisville, Ky.)	3/20
(8) Tennessee 57, (9) Marquette 56	Mideast 1st Rd (Evansville, Ind.)	3/18
(1) Louisville 70, (8) Tennessee 57	Mideast 2nd Rd (Evansville, Ind.)	3/20

1984

(8) Illinois State 49, (9) Alabama 48	Midwest 1st Rd (Lincoln, Neb.)	3/16
(7) Virginia 53, ^ (2) Arkansas 51*	East 2nd Rd (East Rutherford, N.J.)	3/18
(12) Richmond 72, (5) Auburn 71	East 1st Rd (Charlotte, N.C.)	3/15
(1) Kentucky 93, (8) Brigham Young 68	Mideast 2nd Rd (Birmingham, Ala.)	3/17
(1) Kentucky 72, (5) Louisville 67	Mideast RS (Lexington, Ky.)	3/22
(1) Kentucky 54, (2) Illinois 51	Mideast RF (Lexington, Ky.)	3/24
(1) Georgetown 53, (1) Kentucky 40	National Semis (Seattle, Wash.)	3/31
(10) Dayton 74, (7) LSU 66	West 1st Rd (Salt Lake City, Utah)	3/15

1985

(7) Alabama 50, (10) Arizona 41	West 1st Rd (Albuquerque, N.M.)	3/15
(7) Alabama 63, (2) Va. Commonwealth 59	West 2nd Rd (Albuquerque, N.M.)	3/17
(3) North Carolina St. 61, (7) Alabama 55	West RS (Denver, Colo.)	3/22
^ (9) Arkansas 63, (8) Iowa 64	West 1st Rd (Salt Lake City, Utah)	3/14
(1) St. John's (N.Y.) 68, ^ (9) Arkansas 65	West 2nd Rd (Salt Lake City, Utah)	3/16
(11) Auburn 59, (6) Purdue 58	Southeast 1st Rd (Notre Dame, Ind.)	3/14
(11) Auburn 66, (3) Kansas 64	Southeast 2nd Rd (Notre Dame, Ind.)	3/16
(2) North Carolina 62, (11) Auburn 56	Southeast RS (Birmingham, Ala.)	3/22
#(6) Georgia 67, (11) Wichita State 59	East 1st Rd (Atlanta, Ga.)	3/15
(3) Illinois 74, #(6) Georgia 58	East 2nd Rd (Atlanta, Ga.)	3/17
(12) Kentucky 66, (5) Washington 58	West 1st Rd (Salt Lake City, Utah)	3/14
(12) Kentucky 64, (4) Nevada-Las Vegas 61	West 2nd Rd (Salt Lake City, Utah)	3/16
(1) St. John's (N.Y.) 86, (12) Kentucky 70	West RS (Denver, Colo.)	3/22
(13) Navy 78, (4) LSU 55	Southeast 1st Rd (Dayton, Ohio)	3/15

1986

(5) Alabama 97, (12) Xavier (Ohio) 80	Southeast 1st Rd (Charlotte, N.C.)	3/14
(5) Alabama 58, (4) Illinois 56	Southeast 2nd Rd (Charlotte, N.C.)	3/16
(2) Kentucky 68, (5) Alabama 63	Southeast RS (Atlanta, Ga.)	3/20
(8) Auburn 73, (9) Arizona 63	West 1st Rd (Long Beach, Calif.)	3/14
(8) Auburn 81 (1) St. John's (N.Y.) 65	West 2nd Rd (Long Beach, Calif.)	3/16
(8) Auburn 70, (4) Nevada-Las Vegas 63	West RS (Houston, Texas)	3/20
(2) Louisville 84, (8) Auburn 76	West RF (Houston, Texas)	3/22
(1) Kentucky 75, (16) Davidson 55	Southeast 1st Rd (Charlotte, N.C.)	3/14
(1) Kentucky 71, (8) Western Kentucky 64	Southeast 2nd Rd (Charlotte, N.C.)	3/16
(1) Kentucky 68, (5) Alabama 63	Southeast RS (Atlanta, Ga.)	3/20
(1) LSU 59, (1) Kentucky 57	Southeast RF (Atlanta, Ga.)	3/22
(11) LSU 94, (6) Purdue 87**	Southeast 1st Rd (Baton Rouge, La.)	3/13
(11) LSU 83, (3) Memphis State 81	Southeast 2nd Rd (Baton Rouge, La.)	3/15
(1) LSU 70, (2) Georgia Tech 64	Southeast RS (Atlanta, Ga.)	3/20
(1) LSU 59, (1) Kentucky 57	Southeast RF (Atlanta, Ga.)	3/22
(2) Louisville 88, (11) LSU 77	National Semis (Dallas, Texas)	3/29
(6) UAB 66, ^ (11) Missouri 64	West 1st Rd (Ogden, Utah)	3/13

NCAA TOURNAMENT RESULTS



1987

#(2) Alabama 88, (15) N. Carolina A&T 71	Southeast 1st Rd (Birmingham, Ala.)	3/12
#(2) Alabama 101, (7) New Orleans 76	Southeast 2nd Rd (Birmingham, Ala.)	3/14
(6) Providence 103, #(2) Alabama 82	Southeast RS (Louisville, Ky.)	3/19
(8) Auburn 62, (9) San Diego 61	Midwest 1st Rd (Indianapolis, Ind.)	3/12
(1) Indiana 107, (8) Auburn 90	Midwest 2nd Rd (Indianapolis, Ind.)	3/14
#(6) Florida 82, (11) N.C. State 70	East 1st Rd (Syracuse, N.Y.)	3/13
#(6) Florida 85, (3) Purdue 66	East 2nd Rd (Syracuse, N.Y.)	3/15
(2) Syracuse 87, #(6) Florida 81	East RS (East Rutherford, N.J.)	3/19
(9) Kansas State 82, (8) Georgia 79*	West 1st Rd (Salt Lake City, Utah)	3/12
(9) Ohio State 91, (8) Kentucky 77	Southeast 1st Rd (Atlanta, Ga.)	3/13
(10) LSU 85, (7) Georgia Tech 79	Midwest 1st Rd (Chicago, Ill.)	3/13
(10) LSU 72, (2) Temple 62	Midwest 2nd Rd (Chicago, Ill.)	3/15
(10) LSU 63, (3) DePaul 58	Midwest RS (Cincinnati, Ohio)	3/20
(1) Indiana 77, (10) LSU 76	Midwest RF (Cincinnati, Ohio)	3/22
(13) Xavier 70, ^ (4) Missouri 69	Midwest 1st Rd (Indianapolis, Ind.)	3/12
(5) Duke 58, ^ (12) Texas A&M 51	Midwest 1st Rd (Indianapolis, Ind.)	3/12

1988

(6) Villanova 82, ^ (11) Arkansas 74	Southeast 1st Rd (Cincinnati, Ohio)	3/18
(8) Auburn 90, (9) Bradley 86	Southeast 1st Rd (Atlanta, Ga.)	3/17
(1) Oklahoma 107, (8) Auburn 87	Southeast 2nd Rd (Atlanta, Ga.)	3/19
#(6) Florida 62, (11) St. John's (N.Y.) 59	West 1st Rd (Salt Lake City, Utah)	3/17
(3) Michigan 108, #(6) Florida 85	West 2nd Rd (Salt Lake City, Utah)	3/19
#(2) Kentucky 99, (15) Southern 84	Southeast 1st Rd (Cincinnati, Ohio)	3/18
#(2) Kentucky 90, (7) Maryland 81	Southeast 2nd Rd (Cincinnati, Ohio)	3/20
(6) Villanova 80, #(2) Kentucky 74	Southeast RS (Birmingham, Ala.)	3/24
(8) Georgetown 66, (9) LSU 63	East 1st Rd (Hartford, Conn.)	3/18
(11) Rhode Island 87, ^ (6) Missouri	East 1st Rd (Chapel Hill, N.C.)	3/17
(7) Vanderbilt 80, (10) Utah State 77	Midwest 1st Rd (Lincoln, Neb.)	3/18
(7) Vanderbilt 80, (2) Pittsburgh 74*	Midwest 2nd Rd (Lincoln, Neb.)	3/20
(6) Kansas 77, (7) Vanderbilt 64	Midwest RS (Pontiac, Mich.)	3/25

1989

(1) South Alabama 86, (6) Alabama 84	Southeast 1st Rd (Atlanta, Ga.)	3/17
^ (5) Arkansas 120, (12) Loyola (Calif.) 101	Midwest 1st Rd (Indianapolis, Ind.)	3/16
(4) Louisville 93, ^ (5) Arkansas 84	Midwest 2nd Rd (Indianapolis, Ind.)	3/18
(10) Colorado State 68, (7) Florida 46	Midwest 1st Rd (Dallas, Texas)	3/17
(7) Texas-El Paso 85, (10) LSU 74	West 1st Rd (Tucson, Ariz.)	3/17
^ (3) Missouri 85, (14) Creighton 69	Midwest 1st Rd (Dallas, Texas)	3/17
^ (3) Missouri 108, (11) Texas 89	Midwest 2nd Rd (Dallas, Texas)	3/19
(2) Syracuse 83, ^ (3) Missouri 80	Midwest RS (Minneapolis, Minn.)	3/24
(5) NC State 81, ^ (12) South Carolina 66	East 1st Rd (Providence, R.I.)	3/17
(7) West Virginia 84, (10) Tennessee 68	East 1st Rd (Greensboro, N.C.)	3/16
(9) Notre Dame 81, (8) Vanderbilt 65	East 1st Rd (Providence, R.I.)	3/17

1990

(7) Alabama 71, (10) Colorado State 54	West 1st Rd (Long Beach, Calif.)	3/16
(7) Alabama 77, (2) Arizona 55	West 2nd Rd (Long Beach, Calif.)	3/18
(1) Loyola (Calif.) 62, (7) Alabama 60	West RS (Oakland, Calif.)	3/23
^ (4) Arkansas 68, (13) Princeton 64	Midwest 1st Rd (Austin, Texas)	3/15
^ (4) Arkansas 86, (12) Dayton 84	Midwest 2nd Rd (Austin, Texas)	3/17
^ (4) Arkansas 96, (8) North Carolina 73	Midwest RS (Dallas, Texas)	3/22
^ (4) Arkansas 88, (10) Texas 85	Midwest RF (Dallas, Texas)	3/24
(3) Duke 97, ^ (4) Arkansas 83	National Semis (Denver, Colo.)	3/31
(10) Texas 100, (7) Georgia 88	Midwest 1st Rd (Indianapolis, Ind.)	3/16
(5) LSU 70, (12) Villanova 63	Southeast 1st Rd (Knoxville, Tenn.)	3/15
(4) Georgia Tech 94, (5) LSU 91	Southeast 2nd Rd (Knoxville, Tenn.)	3/17
(14) UNI 74, ^ (3) Missouri 71	Southeast 1st Rd (Richmond, Va.)	3/16

1991

(4) Alabama 89, (13) Murray State 79	Southeast 1st Rd (Atlanta, Ga.)	3/15
(4) Alabama 96, (5) Wake Forest 88	Southeast 2nd Rd (Atlanta, Ga.)	3/17
(1) Arkansas 93, (4) Alabama 70	Southeast RS (Charlotte, N.C.)	3/21
^ (1) Arkansas 117, (16) Georgia State 76	Southeast 1st Rd (Atlanta, Ga.)	3/15
^ (1) Arkansas 97, (8) Arizona State 90	Southeast 2nd Rd (Atlanta, Ga.)	3/17
^ (1) Arkansas 93, (4) Alabama 70	Southeast RS (Charlotte, N.C.)	3/21
(3) Kansas 93, ^ (1) Arkansas 81	Southeast RF (Charlotte, N.C.)	3/23
(6) Pittsburgh 76, (11) Georgia 68*	Southeast 1st Rd (Louisville, Ky.)	3/14
(11) Connecticut 79, (6) LSU 62	Midwest 1st Rd (Minneapolis, Minn.)	3/14
(12) Eastern Mich. 76, (5) Mississippi St. 56	East 1st Rd (Syracuse, N.Y.)	3/15
(8) Georgetown 70, (9) Vanderbilt 60	West 1st Rd (Tucson, Ariz.)	3/15

1992

(5) Alabama 80, (12) Stanford 75	Southeast 1st Rd (Cincinnati, Ohio)	3/19
(4) North Carolina 64, (5) Alabama 55	Southeast 2nd Rd (Cincinnati, Ohio)	3/21
(3) Arkansas 80, (14) Murray State 69	Midwest 1st Rd (Milwaukee, Wis.)	3/19
(6) Memphis State 82, (3) Arkansas 80	Midwest 2nd Rd (Milwaukee, Wis.)	3/21
(2) Kentucky 88, (15) Old Dominion 69	East 1st Rd (Worcester, Mass.)	3/20
(2) Kentucky 106, (10) Iowa State 98	East 2nd Rd (Worcester, Mass.)	3/22
(2) Kentucky 87, (3) Massachusetts 77	East RS (Philadelphia, Pa.)	3/26
(1) Duke 104, (2) Kentucky 103*	East RF (Philadelphia, Pa.)	3/28
(7) LSU 94, (10) Brigham Young 83	West 1st Rd (Boise, Idaho)	3/19
(2) Indiana 89, (7) LSU 79	West 2nd Rd (Boise, Idaho)	3/21
^ (5) Missouri 89, (12) West Virginia 78	East 1st Rd (Greensboro, N.C.)	3/19
(4) Seton Hall 88, ^ (5) Missouri 71	East 2nd Rd (Greensboro, N.C.)	3/21

1993

(4) Arkansas 94, (13) Holy Cross 64	East 1st Rd (Winston Salem, N.C.)	3/18
(4) Arkansas 80, (5) St. John's (N.Y.) 74	East 2nd Rd (Winston-Salem, N.C.)	3/20
(1) North Carolina 80, (4) Arkansas 74	East RS (East Rutherford, N.J.)	3/26
(1) Kentucky 96, (16) Rider 52	Southeast 1st Rd (Nashville, Tenn.)	3/19
(1) Kentucky 83, (8) Utah 62	Southeast 2nd Rd (Nashville, Tenn.)	3/21
(1) Kentucky 103, (5) Wake Forest 69	Southeast RS (Charlotte, N.C.)	3/25
(1) Kentucky 106, (3) Florida State 81	Southeast RF (Charlotte, N.C.)	3/27
(1) Michigan 81, (1) Kentucky 78*	National Semis (New Orleans, La.)	4/3
(6) California 66, (11) LSU 64	Midwest 1st Rd (Chicago, Ill.)	3/18
(7) Temple 75, ^ (10) Missouri 61	West 1st Rd (Salt Lake City, Utah)	3/18
(3) Vanderbilt 92, (14) Boise State 72	West 1st Rd (Salt Lake City, Utah)	3/18
(3) Vanderbilt 85, (6) Illinois 68	West 2nd Rd (Salt Lake City, Utah)	3/20
(7) Temple 67, (3) Vanderbilt 59	West RS (Seattle, Wash.)	3/26

1994

(9) Alabama 76, (8) Providence 70	Southeast 1st Rd (Lexington, Ky.)	3/17
(1) Purdue 83, (9) Alabama 73	Southeast 2nd Rd (Lexington, Ky.)	3/19
(1) Arkansas 94, (16) N. Carolina A&T 79	Midwest 1st Rd (Oklahoma City, Okla.)	3/18
(1) Arkansas 85, (9) Georgetown 73	Midwest 2nd Rd (Oklahoma City, Okla.)	3/20
(1) Arkansas 103, (12) Tulsa 84	Midwest RS (Dallas, Texas)	3/25
(1) Arkansas 76, (3) Michigan 68	Midwest RF (Dallas, Texas)	3/17
(1) Arkansas 91, (2) Arizona 82	National Semis (Charlotte, N.C.)	4/2
(1) Arkansas 76, (2) Duke 72	National Finals (Charlotte, N.C.)	4/4
(3) Florida 64, (14) James Madison 62*	East 1st Rd (Uniondale, N.Y.)	3/17
(3) Florida 70, (11) Penn 58	East 2nd Rd (Uniondale, N.Y.)	3/19
(3) Florida 69, (2) Connecticut 60*	East RS (Miami, Fla.)	3/25
(3) Florida 74, (9) Boston College 66	East RF (Miami, Fla.)	3/27
(2) Duke 70, (3) Florida 65	National Semis (Charlotte, N.C.)	4/2
(3) Kentucky 83, (14) Tennessee State 70	Southeast 1st Rd (St. Petersburg, Fla.)	3/18
(6) Marquette 75, (3) Kentucky 63	Southeast 2nd Rd (St. Petersburg, Fla.)	3/20
^ (1) Missouri 76, (16) Navy 53	West 1st Rd (Ogden, Utah)	3/17
^ (1) Missouri 109, (9) Wisconsin 96	West 2nd Rd (Ogden, Utah)	3/19
^ (1) Missouri 98, (4) Syracuse 88*	West RS (Los Angeles, Calif.)	3/24
(2) Arizona 92, ^ (1) Missouri 72	West RF (Los Angeles, Calif.)	3/26

1995

(5) Alabama 91, (12) Penn 85*	East 1st Rd (Baltimore, Md.)	3/16
(4) Oklahoma State 66, (5) Alabama 52	East 2nd Rd (Baltimore, Md.)	3/18
(2) Arkansas 79, (15) Texas Southern 78	Midwest 1st Rd (Austin, Texas)	3/17
(2) Arkansas 96, (7) Syracuse 94*	Midwest 2nd Rd (Austin, Texas)	3/19
(2) Arkansas 96, (6) Memphis 91*	Midwest RS (Kansas City, Mo.)	3/24
(2) Arkansas 68, (4) Virginia 61	Midwest RF (Kansas City, Mo.)	3/26
(2) Arkansas 75, (2) North Carolina 68	National Semis (Seattle, Wash.)	4/1
(1) UCLA 89, (2) Arkansas 78	National Finals (Seattle, Wash.)	4/3
(7) Iowa State 64, (10) Florida 61	Southeast 1st Rd (Tallahassee, Fla.)	3/17
(1) Kentucky 113, (16) Mount St. Mary's 67	Southeast 1st Rd (Memphis, Tenn.)	3/16
(1) Kentucky 82, (9) Tulane 60	Southeast 2nd Rd (Memphis, Tenn.)	3/18
(1) Kentucky 97, (5) Arizona State 73	Southeast RS (Birmingham, Ala.)	3/23
(2) North Carolina 74, (1) Kentucky 61	Southeast RF (Birmingham, Ala.)	3/25
(5) Mississippi State 75, (12) Santa Clara 67	West 1st Rd (Boise, Idaho)	3/17
(5) Mississippi State 78, (4) Utah 64	West 2nd Rd (Boise, Idaho)	3/19
(1) UCLA 86, (5) Mississippi State 67	West RS (Oakland, Calif.)	3/23
^ (8) Missouri 65, (9) Indiana 60	West 1st Rd (Boise, Idaho)	3/17
(1) UCLA 75, ^ (8) Missouri 74	West 2nd Rd (Boise, Idaho)	3/19



NCAA TOURNAMENT RESULTS

1996

(12) Arkansas 86, (5) Penn State 80	East 1st Rd (Providence, R.I.)	3/14
(12) Arkansas 65, (4) Marquette 56	East 2nd Rd (Providence, R.I.)	3/16
(1) Massachusetts 79, (12) Arkansas 63	East RS (Atlanta, Ga.)	3/21
(8) Georgia 81, (9) Clemson 74	West 1st Rd (Albuquerque, N.M.)	3/14
(4) Georgia 76, (1) Purdue 69	West 2nd Rd (Albuquerque, N.M.)	3/16
(4) Syracuse 83, (8) Georgia 81*	West RS (Denver, Colo.)	3/21
(1) Kentucky 110, (16) San Jose State 72	Midwest 1st Rd (Dallas, Texas)	3/14
(1) Kentucky 84, (9) Virginia Tech 60	Midwest 1st Rd (Dallas, Texas)	3/16
(1) Kentucky 101, (4) Utah 70	Midwest RS (Minneapolis, Minn.)	3/21
(1) Kentucky 83, (2) Wake Forest 63	Midwest RF (Minneapolis, Minn.)	3/23
(1) Kentucky 81, (1) Massachusetts 74	National Semis (East Rutherford, N.J.)	3/30
(1) Kentucky 77, (4) Syracuse 69	National Final (East Rutherford, N.J.)	4/1
(5) Mississippi State 58, (12) VCU 51	Southeast 1st Rd (Indianapolis, Ind.)	3/14
(5) Mississippi State 63, (13) Princeton 41	Southeast 2nd Rd (Indianapolis, Ind.)	3/16
(5) Mississippi State 60, (1) Connecticut 55	Southeast RS (Lexington, Ky.)	3/22
(5) Mississippi State 73, (2) Cincinnati 63	Southeast RF (Lexington, Ky.)	3/24
(4) Syracuse 77, (5) Mississippi State 69	National Semis (East Rutherford, N.J.)	3/30

1997

(14) UT-Chattanooga 73, (3) Georgia 70	Southeast 1st Rd (Charlotte, N.C.)	3/14
(1) Kentucky 92, (16) Montana 54	West 1st Rd (Salt Lake City, Utah)	3/13
(1) Kentucky 75, (8) Iowa 69	West 2nd Rd (Salt Lake City, Utah)	3/15
(1) Kentucky 83, (4) St. Joseph's 68	West RS (San Jose, Calif.)	3/20
(1) Kentucky 72, (2) Utah 59	West RF (San Jose, Calif.)	3/22
(1) Kentucky 78, (1) Minnesota 69	National Semis (Indianapolis, Ind.)	3/29
(4) Arizona 84, (1) Kentucky 79	National Finals (Indianapolis, Ind.)	3/31
(9) Temple 62, (8) Ole Miss 40	Midwest 1st Rd (Kansas City, Mo.)	3/14
(15) Coppin St. 78, (2) South Carolina 65	East 1st Rd (Pittsburgh, Pa.)	3/14
(7) Xavier 80, (10) Vanderbilt 68	Midwest 1st Rd (Auburn Hills, Mich.)	3/13

1998

(6) Arkansas 74, (11) Nebraska 65	West 1st Rd (Boise, Idaho)	3/12
(3) Utah 75, (6) Arkansas 69	West 2nd Rd (Boise, Idaho)	3/14
(2) Kentucky 82, (15) South Carolina St. 67	South 1st Rd (Atlanta, Ga.)	3/13
(2) Kentucky 88, (10) Saint Louis 61	South 2nd Rd (Atlanta, Ga.)	3/15
(2) Kentucky 94, (6) UCLA 68	South RS (St. Petersburg, Fla.)	3/20
(2) Kentucky 86, (1) Duke 84	South RF (St. Petersburg, Fla.)	3/22
(2) Kentucky 86, (3) Stanford 85*	National Semis (San Antonio, Texas)	3/28
(2) Kentucky 78, (3) Utah 69	National Finals (San Antonio, Texas)	3/30
(13) Valparaiso 70, (4) Ole Miss 69	Midwest 1st Rd (Oklahoma City, Okla.)	3/13
(14) Richmond 62, (3) South Carolina 61	East 1st Rd (Washington, D.C.)	3/12
(9) Illinois State 82, (8) Tennessee 81*	West 1st Rd (Sacramento, Calif.)	3/12

1999

(4) Arkansas 94, (13) Siena 80	West 1st Rd (Denver, Co.)	3/11
(5) Iowa 82, (4) Arkansas 72	West 2nd Rd (Denver, Co.)	3/13
(1) Auburn 80, (16) Winthrop 41	South 1st Rd (Indianapolis, Ind.)	3/11
(1) Auburn 81, (9) Oklahoma State 74	South 2nd Rd (Indianapolis, Ind.)	3/13
(4) Ohio State 72, (1) Auburn 64	South Regional Semifinal (Knoxville, Tenn.)	3/18
(6) Florida 75, (11) Pennsylvania 61	West 1st Rd (Seattle, Wash.)	3/11
(6) Florida 82, (14) Weber State 74*	West 2nd Rd (Seattle, Wash.)	3/13
(10) Gonzaga 73, (6) Florida 72	West RS (Phoenix, Ariz.)	3/18
(3) Kentucky 82, (14) New Mexico State 60	Midwest 1st Rd (New Orleans, La.)	3/12
(3) Kentucky 92, (6) Kansas 88*	Midwest 2nd Rd (New Orleans, La.)	3/14
(3) Kentucky 58, (10) Miami (Ohio) 43	Midwest RS (St. Louis, Mo.)	3/19
(1) Michigan State 73, (3) Kentucky 66	Midwest RF (St. Louis, Mo.)	3/21
(9) Ole Miss 72, (8) Villanova 70	Midwest 1st Rd (Milwaukee, Wis.)	3/12
(1) Michigan State 74, (9) Ole Miss 66	Midwest 2nd Rd (Milwaukee, Wis.)	3/14
(9) New Mexico 61, ^ (8) Missouri 59	West 1st Rd (Denver, Colo.)	3/11
(4) Tennessee 62, (13) Delaware 52	East 1st Rd (Charlotte, N.C.)	3/12
(12) SW Missouri St. 81, (4) Tennessee 51	East 2nd Rd (Charlotte, N.C.)	3/14

2000

(6) Miami, Fla. 75, (11) Arkansas 71	South 1st Rd (Nashville, Tenn.)	3/17
(7) Auburn 72, (10) Creighton 69	Midwest 1st Rd (Minneapolis, Minn.)	3/16
(2) Iowa State 79, (7) Auburn 60	Midwest 2nd Rd (Minneapolis, Minn.)	3/18
(5) Florida 69, (12) Butler 68*	East 1st Rd (Winston-Salem, N.C.)	3/17
(5) Florida 93, (4) Illinois 76	East 2nd Rd (Winston-Salem, N.C.)	3/19
(5) Florida 87, (1) Duke 78	East RS (Syracuse, N.Y.)	3/24
(5) Florida 77, (3) Oklahoma State 65	East RF (Syracuse, N.Y.)	3/26
(5) Florida 71, (8) North Carolina 59	National Semis (Indianapolis, Ind.)	4/1
(1) Michigan State 89, (5) Florida 76	National Championship (Indianapolis, Ind.)	4/3
(5) Kentucky 85, (12) St. Bonaventure 80**	Midwest 1st Rd (Cleveland, Ohio)	3/16
(4) Syracuse 52, (5) Kentucky 50	Midwest 2nd Rd (Cleveland, Ohio)	3/18
(4) LSU 64, (13) SE Missouri State 61	West 1st Rd (Salt Lake City, Utah)	3/16
(4) LSU 72, (5) Texas 67	West 2nd Rd (Salt Lake City, Utah)	3/18
(8) Wisconsin 61, (4) LSU 48	West RS (Albuquerque, N.M.)	3/23
(8) North Carolina 84, ^ (9) Missouri 70	South 1st Rd (Birmingham, Ala.)	3/17
(4) Tennessee 63, (13) La.-Lafayette 58	South 1st Rd (Birmingham, Ala.)	3/17
(4) Tennessee 65, (5) Connecticut 51	South 2nd Rd (Birmingham, Ala.)	3/19
(8) North Carolina 74, (4) Tennessee 69	South RS (Austin, Texas)	3/24

2001

(10) Georgetown 63, (7) Arkansas 61	West 1st Rd (Boise, Id.)	3/15
(3) Florida 69, (14) Western Kentucky 56	South 1st Rd (New Orleans, La.)	3/16
(11) Temple 75, (3) Florida 54	South 2nd Rd (New Orleans, La.)	3/18
(9) Missouri 70, (8) Georgia 68	East 1st Rd (Greensboro, N.C.)	3/15
(2) Kentucky 72, (15) Holy Cross 68	East 1st Rd (Long Island, N.Y.)	3/15
(2) Kentucky 92, (7) Iowa 79	East 2nd Rd (Long Island, N.Y.)	3/17
(6) Southern Cal 80, (2) Kentucky 76	East Semifinals (Philadelphia, Pa.)	3/22
(3) Ole Miss 72, (14) Iona 70	Midwest 1st Rd (Kansas City, Mo.)	3/16
(3) Ole Miss 59, (6) Notre Dame 56	Midwest 2nd Rd (Kansas City, Mo.)	3/18
(2) Arizona 66, (3) Ole Miss 66	Midwest RS (San Antonio, Texas)	3/23
^ (9) Missouri 70, (8) Georgia 68	East 1st Rd (Greensboro, N.C.)	3/15
(1) Duke 94, ^ (9) Missouri 81	East 2nd Rd (Greensboro, N.C.)	3/17
(9) Charlotte 70, (8) Tennessee 63	Midwest 1st Rd (Dayton, Ohio)	3/16

2002

(2) Alabama 86, (15) Florida Atlantic 78	South 1st Rd (Greenville, S.C.)	3/15
(10) Kent State 71, (2) Alabama 58	South 2nd Rd (Greenville, S.C.)	3/16
(12) Creighton 83, (5) Florida 82	Midwest 1st Rd (Chicago, Ill.)	3/15
(3) Georgia 85, (14) Murray State 68	East 1st Rd (Chicago, Ill.)	3/15
(11) Southern Illinois 77, (3) Georgia 75	East 2nd Rd (Chicago, Ill.)	3/17
(4) Kentucky 83, (13) Valparaiso 68	East 1st Rd (St. Louis, Mo.)	3/14
(4) Kentucky 87, (12) Tulsa 82	East 2nd Rd (St. Louis, Mo.)	3/16
(1) Maryland 78, (4) Kentucky 68	East RS (Syracuse, N.Y.)	3/22
(8) UCLA 80, (9) Ole Miss 58	West 1st Rd (Pittsburgh, Pa.)	3/15
(3) Mississippi St. 70, (14) McNeese St. 58	Midwest 1st Rd (Dallas, Texas)	3/15
(6) Texas 68, (3) Mississippi St. 64	Midwest 2nd Rd (Dallas, Texas)	3/17
(6) Texas 68, (3) Mississippi St. 64	Midwest 2nd Rd (Dallas, Texas)	3/17
^ (12) Missouri 93, (5) Miami, Fla. 80	West 1st Rd (Albuquerque, N.M.)	3/14
^ (12) Missouri 83, (4) Ohio State 67	West 2nd Rd (Albuquerque, N.M.)	3/16
^ (12) Missouri 82, (8) UCLA 73	West RS (San Jose, Calif.)	3/21
(2) Oklahoma 81, ^ (12) Missouri 75	West RF (San Jose, Calif.)	3/23

2003

(7) Indiana 67, (10) Alabama 62	Midwest 1st Rd (Boston, Mass.)	3/21
(10) Auburn 65, (7) St. Joseph's 63*	East 1st Rd (Tampa, Fla.)	3/21
(10) Auburn 68, (2) Wake Forest 62	East 2nd Rd (Tampa, Fla.)	3/23
(3) Syracuse 79, (10) Auburn 78	East Semifinals (Albany, N.Y.)	3/28
(2) Florida 85, (15) Sam Houston St. 55	South 1st Rd (Tampa, Fla.)	3/21
(7) Michigan State 68, (2) Florida 46	South 2nd Rd (Tampa, Fla.)	3/23
(1) Kentucky 95, (16) IUPUI 64	Midwest 1st Rd (Nashville, Tenn.)	3/21
(1) Kentucky 74, (9) Utah 54	Midwest 2nd Rd (Nashville, Tenn.)	3/23
(1) Kentucky 63, (5) Wisconsin 57	Midwest RS (Minneapolis, Minn.)	3/27
(3) Marquette 83, (1) Kentucky 69	Midwest RF (Minneapolis, Minn.)	3/29
(9) Purdue 80, (8) LSU 56	South 1st Rd (Birmingham, Ala.)	3/21
(12) Butler 47, (5) Mississippi St. 46	East 1st Rd (Birmingham, Ala.)	3/21
^ (6) Missouri 72, (11) Southern Illinois 71	Midwest 1st Rd (Indianapolis, Ind.)	3/20
(3) Marquette 101, ^ (6) Missouri 92*	Midwest 2nd Rd (Indianapolis, Ind.)	3/22

2004

(8) Alabama 65, (9) Southern Illinois 64	Phoenix 1st Rd (Seattle, Wash.)	3/18
(8) Alabama 70, (1) Stanford 67	Phoenix 2nd Rd (Seattle, Wash.)	3/20
(8) Alabama 80, (5) Syracuse 71	Phoenix RS (Phoenix, Ariz.)	3/25
(2) Connecticut 87, (8) Alabama 71	Phoenix RF (Phoenix, Ariz.)	3/27
(12) Manhattan 75, (5) Florida 60	East Rutherford 1st Rd (Raleigh, N.C.)	3/18
(1) Kentucky 96, (16) Florida A&M 76	St. Louis 1st Rd (Columbus, Ohio)	3/19
(9) UAB 76, (1) Kentucky 75	St. Louis 2nd Rd (Columbus, Ohio)	3/21
(2) Mississippi St. 85, (15) Monmouth 52	Atlanta 1st Rd (Orlando, Fla.)	3/19
(7) Xavier 89, (2) Mississippi St. 74	Atlanta 2nd Rd (Orlando, Fla.)	3/21
(7) Memphis 59, (10) South Carolina 43	1st Rd (Kansas City, Mo.)	3/19
(6) Vanderbilt 71, (11) Western Mich. 58	Phoenix 1st Rd (Orlando, Fla.)	3/19
(6) Vanderbilt 75, (3) N.C. State 73	Phoenix 2nd Rd (Orlando, Fla.)	3/21
(2) Connecticut 73, (6) Vanderbilt 53	Phoenix RS (Phoenix, Ariz.)	3/25

2005

(12) Wisc.-Milwaukee 83, (5) Alabama 73	Chicago 1st Rd (Cleveland, Ohio)	3/17
(4) Florida 67, (13) Ohio 62	Syracuse 1st Rd (Nashville, Tenn.)	3/18
(5) Villanova 76, (4) Florida 65	Syracuse 2nd Rd (Nashville, Tenn.)	3/20
(2) Kentucky 72, (15) Eastern Kentucky 64	Austin 1st Rd (Indianapolis, Ind.)	3/17
(2) Kentucky 69, (7) Cincinnati 60	Austin 2nd Rd (Indianapolis, Ind.)	3/19
(2) Kentucky 62, (6) Utah 52	Austin RS (Austin, Texas)	3/25
(5) Michigan State 94, (2) Kentucky 88**	Austin RF (Austin, Texas)	3/27
(11) UAB 82, (6) LSU 68	Chicago 1st Rd (Boise, Idaho)	3/17
(9) Mississippi St. 93, (8) Stanford 70	Austin 1st Rd (Charlotte, N.C.)	3/18
(1) Duke 63, (9) Mississippi St. 55	Austin 2nd Rd (Charlotte, N.C.)	3/20

NCAA TOURNAMENT RESULTS



2006

(10) Alabama 90, (7) Marquette 85	Oakland 1st Rd (San Diego, Calif.)	3/16
(2) UCLA 62, (10) Alabama 59	Oakland 2nd Rd (San Diego, Calif.)	3/18
(9) Bucknell 59, (8) Arkansas 55	Oakland 1st Rd (Dallas, Texas)	3/17
(3) Florida 76, (14) South Alabama 50	Minneapolis 1st Rd (Jacksonville, Fla.)	3/16
(3) Florida 82, (11) Wisc.-Milwaukee 60	Minneapolis 2nd Rd (Jacksonville, Fla.)	3/18
(3) Florida 57 (7) Georgetown 53	Minneapolis RS (Minneapolis, Minn.)	3/24
(3) Florida 75, (1) Villanova 62	Minneapolis RF (Minneapolis, Minn.)	3/26
(3) Florida 73, (11) George Mason 58	National Semis (Indianapolis, Ind.)	4/1
(3) Florida 73, (2) UCLA 57	National Championship (Indianapolis, Ind.)	4/3
(8) Kentucky 69, (9) UAB 64	Washington, D.C. 1st Rd (Philadelphia, Pa.)	3/17
(1) Connecticut 87, (8) Kentucky 83	Washington, D.C. 2nd Rd (Philadelphia, Pa.)	3/19
(4) LSU 80, (13) Iona 64	Atlanta 1st Rd (Jacksonville, Fla.)	3/16
(4) LSU 58, (12) Texas A&M 57	Atlanta 2nd Rd (Jacksonville, Fla.)	3/18
(4) LSU 62, (1) Duke 54	Atlanta RS (Atlanta, Ga.)	3/23
(4) LSU 70, (2) Texas 60*	Atlanta RF (Atlanta, Ga.)	3/25
(2) UCLA 59, (4) LSU 45	National Semis (Indianapolis, Ind.)	4/1
(2) Tennessee 63, (15) Winthrop 61	Washington, D.C. 1st Rd (Greensboro, N.C.)	3/16
(7) Wichita State 80, (2) Tennessee 73	Washington, D.C. 2nd Rd (Greensboro, N.C.)	3/18
^(12) Texas A&M 66, (5) Syracuse 58	Atlanta 1st Rd (Jacksonville, Fla.)	3/16
(4) LSU 58, ^(12) Texas A&M 57	Atlanta 2nd Rd (Jacksonville, Fla.)	3/18

2007

(5) Southern Cal 77, (12) Arkansas 60	East 1st Rd (Spokane, Wash.)	3/16
(1) Florida 112, (16) Jackson State 69	Midwest 1st Rd (New Orleans, La.)	3/16
(1) Florida 74, (9) Purdue 67	Midwest 2nd Rd (New Orleans, La.)	3/18
(1) Florida 65, (5) Butler 57	Midwest RS (St. Louis, Mo.)	3/23
(1) Florida 85, (3) Oregon 77	Midwest RF (St. Louis, Mo.)	3/25
(1) Florida 76, (2) UCLA 66	National Semis (Atlanta, Ga.)	3/31
(1) Florida 84, (1) Ohio State 75	National Championship (Atlanta, Ga.)	4/2
(8) Kentucky 67, (9) Villanova 58	West 1st Rd (Chicago, Ill.)	3/16
(1) Kansas 88, (8) Kentucky 76	West 2nd Rd (Chicago, Ill.)	3/18
(5) Tennessee 121, (12) Long Beach St. 86	South 1st Rd (Columbus, Ohio)	3/16
(5) Tennessee 77, (4) Virginia 74	South 2nd Rd (Columbus, Ohio)	3/18
(1) Ohio State 85, (5) Tennessee 84	South RS (San Antonio, Texas)	3/22
^(3) Texas A&M 68, (14) Penn 52	South 1st Rd (Lexington, Ky.)	3/15
^(3) Texas A&M 72, (6) Louisville 69	South 2nd Rd (Lexington, Ky.)	3/17
(2) Memphis 65, ^(3) Texas A&M 64	South RS (San Antonio, Texas)	3/22
(6) Vanderbilt 77, (1) Geo. Wash. 44	East 1st Rd (Sacramento, Calif.)	3/15
(6) Vanderbilt 78, (3) Wichita State 74**	East 2nd Rd (Sacramento, Calif.)	3/17
(2) Georgetown 66, (6) Vanderbilt 65	East RS (East Rutherford, N.J.)	3/23

2008

(8) Arkansas 86, (9) Indiana 72	East 1st Rd (Raleigh, N.C.)	3/21
(1) North Carolina 108, (8) Arkansas 77	East 2nd Rd (Raleigh, N.C.)	3/23
(3) Xavier 73, (14) Georgia 61	West 1st Rd (Washington, DC)	3/20
(6) Marquette 74, (11) Kentucky 66	South 1st Rd (Anaheim, Calif.)	3/20
(8) Mississippi St. 76, (9) Oregon 69	South 1st Rd (Little Rock, Ark.)	3/21
(1) Memphis 77, (8) Mississippi St. 74	South 2nd Rd (Little Rock, Ark.)	3/23
(2) Tennessee 72, (15) American 57	East 1st Rd (Birmingham, Ala.)	3/21
(2) Tennessee 76, (7) Butler 71*	East 2nd Rd (Birmingham, Ala.)	3/23
(3) Louisville 79, (2) Tennessee 60	East RS (Charlotte, N.C.)	3/27
^(9) Texas A&M 67, (8) BYU 62	West 1st Rd (Anaheim, Calif.)	3/20
(1) UCLA 51, ^(9) Texas A&M 49	West 2nd Rd (Anaheim, Calif.)	3/22
(13) Siena 83, (4) Vanderbilt 62	Midwest 1st Rd (Tampa, Fla.)	3/21

2009

(8) LSU 75, (9) Butler 71	South 1st Rd (Greensboro, N.C.)	3/19
(1) North Carolina 84, (8) LSU 70	South 2nd Rd (Greensboro, N.C.)	3/21
(4) Washington 71, (13) Mississippi St. 58	West 1st Rd (Portland, Ore.)	3/19
^(3) Missouri 78, (14) Cornell 59	West 1st Rd (Boise, Idaho)	3/20
^(3) Missouri 83, (6) Marquette 79	West 2nd Rd (Boise, Idaho)	3/22
^(3) Missouri 102, (2) Memphis 91	West RS (Glendale, Ariz.)	3/26
(1) Connecticut 82, ^(3) Missouri 75	West RF (Glendale, Ariz.)	3/28
(8) Oklahoma State 77, (9) Tennessee 75	East 1st Rd (Dayton, Ohio)	3/20
^(9) Texas A&M 79, (8) BYU 66	East 1st Rd (Philadelphia, Pa.)	3/19
(1) Connecticut 92, ^(9) Texas A&M 66	East 2nd Rd (Philadelphia, Pa.)	3/21

2010

(7) BYU 99, (10) Florida 92**	West 1st Rd (Oklahoma City, Okla.)	3/18
(1) Kentucky 100, (16) E. Tenn. St. 71	East 1st Rd (New Orleans, La.)	3/18
(1) Kentucky 90, (9) Wake Forest 60	East 2nd Rd (New Orleans, La.)	3/20
(1) Kentucky 62, (12) Cornell 45	East RS (Syracuse, N.Y.)	3/25
(2) West Virginia 73, (1) Kentucky 66	East RF (Syracuse N.Y.)	3/27
^(10) Missouri 86, (7) Clemson 78	East 1st Rd (Buffalo, N.Y.)	3/19
(2) West Virginia 68, ^(10) Missouri 59	East 2nd Rd (Buffalo, N.Y.)	3/21
(6) Tennessee 62, (11) San Diego State 59	Midwest 1st Rd (Providence, R.I.)	3/18
(6) Tennessee 83, (14) Ohio 68	Midwest 2nd Rd (Providence, R.I.)	3/20
(6) Tennessee 76, (2) Ohio State 73	Midwest RS (St. Louis, Mo.)	3/26
(5) Michigan State 70, (6) Tennessee 69	Midwest RF (St. Louis, Mo.)	3/28
^(5) Texas A&M 69, (12) Utah State 53	South 1st Rd (Spokane, Wash.)	3/19
(4) Purdue 63, ^(5) Texas A&M 61*	South 2nd Rd (Spokane, Wash.)	3/21
(13) Murray State 66, (4) Vanderbilt 65	West 1st Rd (San Jose, Calif.)	3/18

2011

(2) Florida 79, (15) UC Santa Barbara 51	Southeast 2nd Rd (Tampa, Fla.)	3/17
(2) Florida 73, (7) UCLA 65	Southeast 3rd Rd (Tampa, Fla.)	3/19
(2) Florida 83, (3) BYU 74*	Southeast RS (New Orleans, La.)	3/24
(8) Butler 74, (2) Florida 71*	Southeast RF (New Orleans, La.)	3/26
(7) Washington 68, (10) Georgia 65	East 2nd Rd (Charlotte, N.C.)	3/18
(4) Kentucky 59, (13) Princeton 57	East 2nd Rd (Tampa, Fla.)	3/17
(4) Kentucky 71, (5) West Virginia 63	East 3rd Rd (Tampa, Fla.)	3/19
(4) Kentucky 62, (1) Ohio State 60	East RS (Newark, N.J.)	3/25
(4) Kentucky 76, (2) North Carolina 69	East RF (Newark, N.J.)	3/27
(3) Connecticut 56, (4) Kentucky 55	National Semis (Houston, Texas)	4/2
(6) Cincinnati 78, ^(11) Missouri 63	West Region 2nd Rd (Washington, DC)	3/17
(8) Michigan 76, (9) Tennessee 45	West 2nd Rd (Charlotte, N.C.)	3/18
(10) Florida State 57, ^(7) Texas A&M 50	Southwest 2nd Rd (Chicago, Ill.)	3/18
(12) Richmond 69, (5) Vanderbilt 66	Southwest 2nd Rd (Denver, Colo.)	3/17

2012

(8) Creighton 58, (9) Alabama 57	Midwest 2nd Rd (Greensboro, N.C.)	3/16
(7) Florida 71, (10) Virginia 45	West 2nd Rd (Omaha, Neb.)	3/16
(7) Florida 84, (15) Norfolk State 50	West 3rd Rd (Omaha, Neb.)	3/18
(7) Florida 68, (3) Marquette 58	West RS (Phoenix, Ariz.)	3/22
(4) Louisville 72, (7) Florida 68	West RF (Phoenix, Ariz.)	3/24
(1) Kentucky 81, (16) Western Kentucky 66	South 2nd Rd (Louisville, Ky.)	3/15
(1) Kentucky 87, (8) Iowa State 71	South 3rd Rd (Louisville, Ky.)	3/17
(1) Kentucky 102, (4) Indiana 90	South RS (Atlanta, Ga.)	3/23
(1) Kentucky 82, (3) Baylor 70	South RF (Atlanta, Ga.)	3/25
(1) Kentucky 69, (4) Louisville 61	National Semis (New Orleans, La.)	3/31
(1) Kentucky 67, (2) Kansas 59	National Finals (New Orleans, La.)	4/2
(15) Norfolk State 86, ^(2) Missouri 84	West 2nd Rd (Omaha, Neb.)	3/16
(5) Vanderbilt 70, (12) Harvard 70	East 2nd Rd (Albuquerque, N.M.)	3/15
(4) Wisconsin 60, (5) Vanderbilt 57	East 3rd Rd (Albuquerque, N.M.)	3/17

2013

(3) Florida 79, (14) Northwestern State 47	South 2nd Rd (Austin, Texas)	3/22
(3) Florida 78, (11) Minnesota 64	South 3rd Rd (Austin, Texas)	3/14
(3) Florida 62, (15) Fla. Gulf Coast 50	South RS (Arlington, Texas)	3/29
(4) Michigan 79, (3) Florida 59	South RF (Arlington, Texas)	3/31
(12) Ole Miss 57, (5) Wisconsin 46	West 2nd Rd (Kansas City, Mo.)	3/22
(13) LaSalle 76, (12) Ole Miss 74	West 3rd Rd (Kansas City, Mo.)	3/24
(8) Colorado State 84, #(9) Missouri 72	Midwest 2nd Rd (Lexington, Ky.)	3/21

2014

(1) Florida 67, (16) Albany 55	South 2nd Rd (Orlando, Fla.)	3/20
(1) Florida 61, (9) Pittsburgh 45	South 3rd Round (Orlando, Fla.)	3/22
(1) Florida 79, (4) UCLA 68	South RS (Memphis, Tenn.)	3/27
(1) Florida 62, (11) Dayton	South RF (Memphis, Tenn.)	3/29
(7) Connecticut 63, (1) Florida 53	National Semis (North Texas)	4/5
(8) Kentucky 56, (9) Kansas State 49	Midwest 2nd Rd (St. Louis, Mo.)	3/21
(8) Kentucky 78, (1) Wichita State 76	Midwest 3rd Rd (St. Louis, Mo.)	3/23
(8) Kentucky 74, (4) Louisville 69	Midwest RS (Indianapolis, Ind.)	3/28
(8) Kentucky 75, (2) Michigan State 72	Midwest RF (Indianapolis, Ind.)	3/30
(8) Kentucky 74, (2) Wisconsin 73	National Semis (North Texas)	4/5
(7) Connecticut 60, (8) Kentucky 54	National Finals (North Texas)	4/7
(11) Tennessee 78, (11) Iowa 65*	Midwest 1st Rd (Dayton, Ohio)	3/19
(11) Tennessee 86, (6) UMass 67	Midwest 2nd Rd (Raleigh, N.C.)	3/21
(11) Tennessee 83, (14) Mercer 63	Midwest 3rd Rd (Raleigh, N.C.)	3/23
(2) Michigan 73, (11) Tennessee 71	Midwest RS (Indianapolis, Ind.)	3/28



NCAA TOURNAMENT RESULTS

2015

(5) Arkansas 56, (12) Wofford 53	West 2nd Rd (Jacksonville, Fla.)	3/19
(4) North Carolina 87, (5) Arkansas 78	West 3rd Rd (Jacksonville, Fla.)	3/21
(7) Michigan State 70, (10) Georgia 63	East 2nd Rd (Charlotte, N.C.)	3/20
(1) Kentucky 79, (16) Hampton 56	Midwest 2nd Rd (Louisville, Ky.)	3/19
(1) Kentucky 64, (8) Cincinnati 51	Midwest 3rd Rd (Louisville, Ky.)	3/21
(1) Kentucky 78, (5) West Virginia 39	Midwest RS (Cleveland, Ohio)	3/26
(1) Kentucky 68, (3) Notre Dame 66	Midwest RF (Cleveland, Ohio)	3/28
(1) Wisconsin 71, (1) Kentucky 64	National Semifinal (Indianapolis, Ind.)	4/4
(8) NC State 66, (9) LSU 65	East 2nd Rd (Pittsburgh, Pa.)	3/19
(11) Ole Miss 94, (11) BYU 90	West 1st Rd (Dayton, Ohio)	3/17
(6) Xavier 76, (11) Ole Miss 57	West 2nd Rd (Jacksonville, Fla.)	3/19

2016

(4) Kentucky 85, (13) Stony Brook 57	East 1st Rd (Des Moines, Iowa)	3/17
(5) Indiana 73 (4) Kentucky 67	East 2nd Rd (Des Moines, Iowa)	3/19
(3) Texas A&M 92, (14) Green Bay 65	West 1st Rd (Oklahoma City, Okla.)	3/18
(3) Texas A&M 92, (11) Northern Iowa 88**	West 2nd Rd (Oklahoma City, Okla.)	3/20
(2) Oklahoma 77, (3) Texas A&M 63	West RS (Anaheim, Calif.)	3/24
(11) Wichita State 70, (11) Vanderbilt 50	South First Four (Dayton, Ohio)	3/15

2017

(8) Arkansas 77, (9) Seton Hall 71	South 1st Rd (Greenville, S.C.)	3/17
(1) North Carolina 72, (8) Arkansas 65	South 2nd Rd (Greenville, S.C.)	3/19
(4) Florida 80, (13) East Tennessee State 65	East 1st Rd (Orlando, Fla.)	3/16
(4) Florida 65, (5) Virginia 39	East 2nd Rd (Orlando, Fla.)	3/18
(4) Florida 84, (8) Wisconsin 83*	East RS (New York, N.Y.)	3/24
(7) South Carolina 77, (4) Florida 70	East RF (New York, N.Y.)	3/26
(2) Kentucky 79, (15) Northern Ky. 70	South 1st Rd (Indianapolis, Ind.)	3/17
(2) Kentucky 65, (10) Wichita State 62	South 2nd Rd (Indianapolis, Ind.)	3/19
(2) Kentucky 86, (3) UCLA 75	South RS (Memphis, Tenn.)	3/24
(1) North Carolina 75, (2) Kentucky 73	South RF (Memphis, Tenn.)	3/26
(7) South Carolina 93, (10) Marquette 73	East 1st Rd (Greenville, S.C.)	3/17
(7) South Carolina 88, (2) Duke 81	East 2nd Rd (Greenville, S.C.)	3/19
(7) South Carolina 70, (3) Baylor 50	East RS (New York, N.Y.)	3/24
(7) South Carolina 77, (4) Florida 70	East RF (New York, N.Y.)	3/26
(1) Gonzaga 77, (7) South Carolina 73	National Semifinal (Glendale, Ariz.)	4/1
(8) Northwestern 68, (9) Vanderbilt 66	West 1st Rd (Salt Lake City, Utah)	3/16

2018

(9) Alabama 86, (8) Virginia Tech 83	East 1st Rd (Pittsburgh, Pa.)	3/15
(1) Villanova 81, (9) Alabama 58	East 2nd Rd (Pittsburgh, Pa.)	3/17
(10) Butler 79, (7) Arkansas 62	East 1st Rd (Detroit, Mich.)	3/16
(4) Auburn 62, (13) Col. of Charleston 58	Midwest 1st Rd (San Diego, Calif.)	3/16
(5) Clemson 84, (4) Auburn 53	Midwest 2nd Rd (San Diego, Calif.)	3/18
(6) Florida 77, (11) St. Bonaventure 62	East 1st Rd (Dallas, Texas)	3/15
(3) Texas Tech 69, (6) Florida 66	East 2nd Rd (Dallas, Texas)	3/17
(5) Kentucky 78, (12) Davidson 73	South 1st Rd (Boise, Idaho)	3/15
(5) Kentucky 95, (13) Buffalo 75	South 2nd Rd (Boise, Idaho)	3/17
(9) Kansas St. 61, (5) Kentucky 58	South RS (Atlanta, Ga.)	3/22
(9) Florida State 67, (8) Missouri 54	West 1st Rd (Nashville, Tenn.)	3/16
(3) Tennessee 73, (14) Wright State 47	South 1st Rd (Dallas, Texas)	3/15
(11) Loyola Chicago 63, (3) Tennessee 62	South 2nd Rd (Dallas, Texas)	3/17
(7) Texas A&M 73, (10) Providence 69	West 1st Rd (Charlotte, N.C.)	3/16
(7) Texas A&M 86, (2) North Carolina 65	West 2nd Rd (Charlotte, N.C.)	3/18
(3) Michigan 99, (7) Texas A&M 72	West RS (Los Angeles, Calif.)	3/22

2019

(5) Auburn 78, (12) New Mexico St. 77	Midwest 1st Rd (Salt Lake City, Utah)	3/21
(5) Auburn 89, (4) Kansas 75	Midwest 2nd Rd (Salt Lake City, Utah)	3/23
(5) Auburn 97, (1) North Carolina 80	Midwest RS (Kansas City, Mo.)	3/29
(5) Auburn 77, (2) Kentucky 71*	Midwest RF (Kansas City, Mo.)	3/30
(1) Virginia 63, (5) Auburn 62	National Semifinals (Minneapolis, Minn.)	4/6
(10) Florida 70, (7) Nevada 61	West 1st Rd (Des Moines, Iowa)	3/21
(2) Michigan 64, (10) Florida 49	West 2nd Rd (Des Moines, Iowa)	3/23
(2) Kentucky 79, (15) Abilene Christian 44	Midwest 1st Rd (Jacksonville, Fla.)	3/21
(2) Kentucky 62, (7) Wofford 56	Midwest 2nd Rd (Jacksonville, Fla.)	3/23
(2) Kentucky 62, (3) Houston 58	Midwest RS (Kansas City, Mo.)	3/29
(5) Auburn 77, (2) Kentucky 71*	Midwest RF (Kansas City, Mo.)	3/30
(3) LSU 79, (14) Yale 74	East 1st Rd (Jacksonville, Fla.)	3/21
(3) LSU 69, (6) Maryland 67	East 2nd Rd (Jacksonville, Fla.)	3/23
(2) Michigan St. 80, (3) LSU 63	East RS (Washington, D.C.)	3/29
(9) Oklahoma 95, (8) Ole Miss 72	South 1st Rd (Columbia, S.C.)	3/22
(12) Liberty 80, (5) Mississippi State 76	East 1st Rd (San Jose, Calif.)	3/22
(2) Tennessee 77, (15) Colgate 70	South 1st Rd (Columbus, Ohio)	3/22
(2) Tennessee 83, (10) Iowa 77*	South 2d Rd (Columbus, Ohio)	3/24
(3) Purdue 99, (2) Tennessee 94*	South RS (Louisville, Ky.)	3/28

2020

No tournament held due to the COVID-19 pandemic

2021

(2) Alabama 68, (15) Iona 55	East 1st Rd (Indianapolis, Ind.)	3/20
(2) Alabama 96, (10) Maryland 77	East 2nd Rd (Indianapolis, Ind.)	3/22
(11) UCLA 88, (2) Alabama 78*	East RS (Indianapolis, Ind.)	3/28
(3) Arkansas 85, (14) Colgate 68	South 1st Rd (Indianapolis, Ind.)	3/19
(3) Arkansas 68, (6) Texas Tech 66	South 2nd Rd (Indianapolis, Ind.)	3/21
(3) Arkansas 72, (15) Oral Roberts 70	South RS (Indianapolis, Ind.)	3/27
(1) Baylor 81, (3) Arkansas 72	South RF (Indianapolis, Ind.)	3/29
(7) Florida 75, (10) Virginia Tech 70	South 1st Rd (Indianapolis, Ind.)	3/19
(15) Oral Roberts 81, (7) Florida 78	South 2nd Rd (Indianapolis, Ind.)	3/21
(8) LSU 76, (9) St. Bonaventure 61	East 1st Rd (Bloomington, Ind.)	3/20
(1) Michigan 86, (8) LSU 78	East 2nd Rd (Indianapolis, Ind.)	3/22
(8) Oklahoma 72, 9 Missouri (68)	West 1st Rd (Indianapolis, Ind.)	3/20
(12) Oregon State 70, (5) Tennessee 56	Midwest 1st Rd (Indianapolis, Ind.)	3/19

2022

(11) Notre Dame 78, (6) Alabama 64	South 1st Round (San Diego, Calif.)	3/18
(4) Arkansas 75, (13) Vermont 71	West 1st Round (Buffalo, N.Y.)	3/17
(4) Arkansas 53, (12) New Mexico St. 48	West Region 2nd (Buffalo, N.Y.)	3/19
(4) Arkansas 74, (1) Gonzaga 68	West RS (San Francisco, Calif.)	3/24
(2) Duke 78, (4) Arkansas 69	West RF (San Francisco, Calif.)	3/26
(2) Auburn 80, (15) Jacksonville St. 61	Midwest 1st Round (Greenville, SC)	3/18
(10) Miami (FL) 79, (2) Auburn 61	Midwest 2nd Round (Greenville, SC)	3/20
(15) Saint Peter's 85, (2) Kentucky 79	East 1st Round (Indianapolis, Ind.)	3/17
(11) Iowa St. 59, (6) LSU 54	Midwest 1st Round (Milwaukee, Wisc.)	3/18
(3) Tennessee 88, (14) Longwood 56	South 1st Round (Indianapolis, Ind.)	3/17
(11) Michigan 76, (3) Tennessee 68	South 2nd Round (Indianapolis, Ind.)	3/19

2023

(1) Alabama 96, (16) A&M-Corpus Christi 75	South 1st Round (Birmingham, Ala.)	3/16
(1) Alabama 73, (8) Maryland 51	South 2nd Round (Birmingham, Ala.)	3/18
(5) San Diego St. 71, (1) Alabama 64	South RS (Louisville, KY)	3/24
(8) Arkansas 73, (9) Illinois 63	West 1st Round (Des Moines, Iowa)	3/16
(8) Arkansas 72, (1) Kansas 71	West 2nd Round (Des Moines, Iowa)	3/18
(4) UConn 88, (8) Arkansas 65	West RS (Las Vegas, NV)	3/23
(9) Auburn 83, (8) Iowa 75	Midwest 1st Round (Birmingham, Ala.)	3/16
(1) Houston 81, (9) Auburn 64	Midwest 2nd Round (Birmingham, Ala.)	3/18
(6) Kentucky 61, (11) Providence 53	East 1st Round (Greensboro, N.C.)	3/17
(3) Kansas St. 75, (6) Kentucky 69	East 2nd Round (Greensboro, N.C.)	3/19
(11) Pittsburgh 60, (11) Mississippi St. 59	Midwest First Four (Dayton, Ohio)	3/14
(7) Missouri 76, (10) Utah St. 65	South 1st Round (Denver, Colo.)	3/16
(15) Princeton 78, (7) Missouri 63	South 2nd Round (Denver, Colo.)	3/18
(4) Tennessee 58, (13) Louisiana 55	East 1st Round (Orlando, Fla.)	3/16
(4) Tennessee 65, (5) Duke 52	East 2nd Round (Orlando, Fla.)	3/18
(9) FAU 62, (4) Tennessee 55	East RS (New York, NY)	3/23
(10) Penn St. 76, (7) Texas A&M 59	Midwest 1st Round (Des Moines, Iowa)	3/16

(Seed) - Began in 1979

Participation vacated by NCAA

^ Participation before team was a member of the SEC

RC Regional Consolation

RS Regional Semifinal

RF Regional Final

Tournament Field: Eight teams 1939-50; 16 teams 1951-52; 22 teams 1953; 24 teams 1954-55; 25 teams 1956; 23 teams 1957; 24 teams 1958; 23 teams 1959; 25 teams 1960; 24 teams 1961; 25 teams 1962-64; 23 teams 1965; 22 teams 1966; 23 teams 1967-68; 25 teams 1969-74; 32 teams 1976-78; 40 teams 1979; 48 teams 1980-82; 52 teams 1983; 53 teams 1984; 64 teams 1985-2000; 65 teams 2001-10; 68 teams 2011-present

NCAA TOURNAMENT COACHES

Alabama#	App.	W	L	Pct	CH	RU	FF	RF	RS
C.M. Newton (1975, 76)	2	1	2	.333	0	0	0	0	1
Wimp Sanderson# (1982, 83, 84, 85, 86, 87#, 89, 90, 91, 92)	9	10	9	.529	0	0	0	0	5#
David Hobbs (1994, 95)	2	2	2	.500	0	0	0	0	0
Mark Gottfried (2002, 03, 04, 05, 06)	5	5	5	.500	0	0	0	1	1
Anthony Grant (2012)	1	0	1	.000	0	0	0	0	0
Avery Johnson (2018)	1	1	1	.500	0	0	0	0	0
Nate Oats (2021, 22, 23)	3	4	3	.571	0	0	0	0	2

Arkansas*	App.	W	L	Pct	CH	RU	FF	RF	RS
Eugene Lambert (1945, 49)	2	2	2	.500	0	0	0	1	2
Glen Rose (1941, 58)	2	1	3	.250	0	0	0	1	2
Eddie Sutton (1977, 78, 79, 80, 81, 82, 83, 84, 85)	9	10	9	.526	0	0	1	2	4
Nolan Richardson* (1988, 89, 90, 91, 92, 93, 94, 95, 96, 98, 99, 00, 01)	13	26	12	.684	1	1	2	3	5
Stan Heath (2006, 07)	2	0	2	.000	0	0	0	0	0
John Pelphrey (2008)	1	1	1	.500	0	0	0	0	0
Mike Anderson (2015, 17, 18)	3	2	3	.400	0	0	0	0	0
Eric Musselman (2021, 22, 23)	3	8	3	.727	0	0	0	2	3

Auburn	App.	W	L	Pct	CH	RU	FF	RF	RS
Sonny Smith (1984, 85, 86, 87, 88)	5	7	5	.583	0	0	0	1	2
Cliff Ellis (1999, 00, 03)	3	5	3	.625	0	0	0	0	2
Bruce Pearl (2018, 19, 22, 23)	4	7	4	.636	0	0	1	1	1

Florida#	App.	W	L	Pct	CH	RU	FF	RF	RS
Norm Sloan# (1987#, 88#, 89)	1	0	1	.000	0	0	0	0	0#
Lon Kruger (1994, 95)	2	4	2	.667	0	0	1	1	1
Billy Donovan (1999, 00, 01, 02, 03, 04, 05, 06, 07, 10, 11, 12, 13, 14)	14	35	12	.745	2	1	4	7	8
Mike White (2017, 18, 19, 21)	4	6	4	.600	0	0	0	1	1

Georgia#	App.	W	L	Pct	CH	RU	FF	RF	RS
Hugh Durham# (1983, 85#, 87, 90, 91)	4	3	4	.429	0	0	1	1	1
Tubby Smith (1996, 97)	2	2	2	.500	0	0	0	0	1
Jim Harrick# (2001, 02#)	1	0	1	.000	0	0	0	0	0
Dennis Felton (2008)	1	0	1	.000	0	0	0	0	0
Mark Fox (2011, 15)	2	0	2	.000	0	0	0	0	0

Georgia Tech	App.	W	L	Pct	CH	RU	FF	RF	RS
Whack Hyder (1960)	1	1	1	.500	0	0	0	1	1

Kentucky#	App.	W	L	Pct	CH	RU	FF	RF	RS
Adolph Rupp (1942, 45, 48, 49, 51, 52, 54, 55, 57, 58, 59, 61, 62, 64, 66, 68, 69, 70, 71, 72)	20	30	18	.600	4	1	6	14	20
Joe B. Hall (1973, 75, 77, 78, 80, 81, 82, 83, 84, 85)	10	20	9	.690	1	1	3	6	8
Eddie Sutton# (1986, 87#, 88)	2	3	2	.600	0	0	0	1	1#
Rick Pitino (1992, 93, 94, 95, 96, 97)	6	22	5	.815	1	1	3	5	5
Tubby Smith (1998, 99, 00, 01, 02, 03, 04, 05, 06, 07)	10	23	9	.719	1	0	1	4	6
Billy Gillispie (2008)	1	0	1	.000	0	0	0	0	0
John Calipari (2010, 11, 12, 14, 15, 16, 17, 19, 22, 23)	11	32	10	.762	1	1	4	7	8

LSU	App.	W	L	Pct	CH	RU	FF	RF	RS
Harry Rabenhorst (1953, 54)	2	2	4	.333	0	0	1	1	2
Dale Brown (1979, 80, 81, 84, 85, 86, 87, 88, 89, 90, 91, 92, 93)	13	15	14	.517	0	0	2	4	5
John Brady (2000, 03, 05, 06)	4	6	4	.600	0	0	1	1	2
Trent Johnson (2009)	1	1	1	.500	0	0	0	0	0
Johnny Jones (2015)	1	0	1	.000	0	0	0	0	0
Will Wade (2019, 21)	2	3	2	.600	0	0	0	0	1
Kevin Nickelberry (2022)	1	0	1	.000	0	0	0	0	0

Ole Miss	App.	W	L	Pct	CH	RU	FF	RF	RS
Bob Weltlich (1981)	1	0	1	.000	0	0	0	0	0
Rob Evans (1997, 98)	2	0	2	.000	0	0	0	0	0
Rod Barnes (1999, 01, 02)	3	3	3	.500	0	0	0	0	1
Andy Kennedy (2013, 15)	2	2	2	.500	0	0	0	0	0
Kermit Davis (2019)	1	0	1	.000	0	0	0	0	0

Mississippi State	App.	W	L	Pct	CH	RU	FF	RF	RS
Babe McCarthy (1963)	1	1	1	.500	0	0	0	0	1
Richard Williams (1991, 96)	3	6	3	.667	0	0	1	1	2
Rick Stansbury (2002, 03, 04, 05, 08, 09)	6	4	6	.400	0	0	0	0	0
Ben Howland (2019)	1	0	1	.000	0	0	0	0	0
Chris Jans (2023)	1	0	1	.000	0	0	0	0	0

Missouri%	App.	W	L	Pct	CH	RU	FF	RF	RS
George Edwards (1944)	1	1	1	.500	0	0	0	0	0
Norm Stewart (1976, 78, 80, 81, 82, 83, 86, 87, 88, 89, 90, 92, 93, 94, 95, 99)	16	12	16	.429	0	0	0	2	5
Quin Snyder (2000, 01, 02, 03)	4	5	4	.556	0	0	0	1	1
Mike Anderson (2009, 10, 11)	3	4	3	.571	0	0	0	1	1
Frank Haith (2012, 13)	2	0	2	.000	0	0	0	0	0
Cuonzo Martin (2018, 21)	2	0	2	.000	0	0	0	0	0
Dennis Gates (2023)	1	1	1	.500	0	0	0	0	0

South Carolina	App.	W	L	Pct	CH	RU	FF	RF	RS
Frank McGuire (1971, 72, 73, 74)	4	4	5	.444	0	0	0	0	3
George Felton (1989)	1	0	1	.000	0	0	0	0	0
Eddie Fogler (1997, 98)	2	0	2	.000	0	0	0	0	0
Dave Odom (2004)	1	0	1	.000	0	0	0	0	0
Frank Martin (2017)	1	4	1	.800	0	0	1	1	1

Tennessee	App.	W	L	Pct	CH	RU	FF	RF	RS
Ray Mears (1967, 76, 77)	3	0	4	.000	0	0	0	0	1
Don DeVoe (1979, 80, 81, 82, 83, 89)	6	5	6	.455	0	0	0	0	1
Jerry Green (1998, 99, 00, 01)	4	3	4	.429	0	0	0	0	1
Bruce Pearl (2006, 07, 08, 09, 10, 11)	6	8	6	.571	0	0	0	1	3
Cuonzo Martin (2014)	1	3	1	.750	0	0	0	0	1
Rick Barnes (2018, 19, 21, 22, 23)	5	6	4	.600	0	0	0	0	2

Texas A&M^	App.	W	L	Pct	CH	RU	FF	RF	RS
John Floyd (1951)	1	0	1	.000	0	0	0	0	0
Shelby Metcalf (1964, 69, 75, 80, 87)	5	3	6	.333	0	0	0	0	1
Billy Gillispie (2006, 07)	2	3	2	.600	0	0	0	0	1
Mark Turgeon (2008, 09, 10, 11)	4	3	4	.571	0	0	0	0	0
Billy Kennedy (2016, 18)	2	4	2	.667	0	0	0	0	2
Buzz Williams (2023)	1	0	1	.000	0	0	0	0	0

Vanderbilt	App.	W	L	Pct	CH	RU	FF	RF	RS
Roy Skinner (1965, 74)	2	1	3	.250	0	0	0	1	2
C.M. Newton (1988, 89)	2	2	2	.500	0	0	0	0	1
Eddie Fogler (1991, 93)	2	2	2	.500	0	0	0	0	1
Jan van Breda Kolff (1997)	1	0	1	.000	0	0	0	0	0
Kevin Stallings (2004, 07, 08, 10, 11, 12, 16)	7	5	7	.417	0	0	0	0	2
Bryce Drew (2017)	1	0	1	.000	0	0	0	0	0

* Prior to the 1991-92 season, Arkansas competed in the Southwest Conference
 % Prior to the 2013-14 season, Missouri competed in the Big 8 and Big 12 conferences
 ^ Prior to the 2013-14 season, Texas A&M competed in the Southwest and Big 12 conferences
 # Records reflect NCAA Tournament games that were later vacated. On-the-court records: Sanderson 12-10 (.545) in 10 app.; Durham 4-5 (.444) in 5 app.; Sloan 3-3 (.500) in 3 app.; Harrick 1-2 in 2 app.
 CH - Championships; RU - Runner-up; FF - Final Four; RF - Regional Finals; RS - Regional Semifinals



NATIONAL INVITATION TOURNAMENT

SEC In The National Invitation Tournament

Team	App	Won	Lost	Pct	Semis	Titles	2nd	3rd	4th	Appearances
Alabama	16	24	19	.558	6	0	2	1	3	1973 (4th), 77 (4th), 79 (3rd), 80, 81, 93, 96 (4th), 99, 01 (2nd), 07, 11 (2nd), 13, 15, 16, 17, 19
Arkansas	4	6	5	.545	1	0	0	0	1	1987, 97 (4th), 14, 19
Auburn	6	4	6	.400	0	0	0	0	0	1993, 95, 96, 98, 01, 09
Florida	12	14	14	.500	3	0	0	1	2	1969, 84, 85, 86 (4th), 92 (4th), 93, 98, 08 (3rd), 09, 16, 22, 23
Georgia	14	13	14	.482	2	0	0	2	0	1981, 82 (3rd), 84, 86, 88, 93, 95, 98 (3rd), 99, 04, 07, 14, 16, 17
Kentucky	9	13	7	.650	4	2	1	1	0	1944 (3rd), 46 (1st), 47 (2nd), 49, 50, 76 (1st), 79, 09, 13
LSU	8	5	9	.357	1	0	0	0	1	1970 (4th), 82, 83, 02, 04, 12, 14, 18
Ole Miss	13	15	13	.536	2	0	0	2	0	1980, 82, 83, 87, 89, 00, 07, 08 (3rd), 10 (3rd), 11, 12, 17, 21
Mississippi State	11	13	11	.542	3	0	2	1	0	1979, 90, 94, 99, 01, 07, 10, 12, 18, 21 (2nd), 22
Missouri	8	2	8	.200	0	0	0	0	0	1972, 73, 85, 96, 98, 04, 05, 14
South Carolina	12	22	10	.688	3	2	1	0	0	1969, 75, 78, 83, 91, 96, 01, 02 (2nd), 05 (1st), 06 (1st), 09, 16
Tennessee	13	13	13	.500	2	0	0	2	0	1945, 69 (3rd), 71, 84, 85 (3rd), 88, 90, 92, 96, 03, 04, 12, 13
Texas A&M	8	11	8	.579	1	0	1	0	0	1979, 82, 85, 86, 94, 05, 15, 22
Vanderbilt	14	24	13	.649	2	1	1	0	0	1983, 87, 90 (1st), 92, 94, 96, 98, 00, 02, 05, 06, 15, 22, 23

SEC Year-By-Year In The NIT

YEAR	W-L	PCT.	NIT TEAMS	YEAR	W-L	PCT.	NIT TEAMS	YEAR	W-L	PCT.	NIT TEAMS
1944	2-1	.667	1 (UK 2-1)	1992	4-4	.500	3 (UF 3-2, UT 1-1, VU 0-1)	2010	4-2	.667	2 (UM 3-1, MS 1-1)
1945	0-1	.000	1 (UT 0-1)	1993	0-4	.000	4 (UA 0-1, AU 0-1, UF 0-1, UG 0-1)	2011	4-2	.667	2 (UA 4-1, UM 0-1)
1946	3-0	1.000	1 (UK 3-0)	1994	4-2	.667	2 (MS 0-1, VU 4-1)	2012	1-4	.200	4 (LS 0-1, UM 0-1, MS 0-1, UT 1-1)
1947	2-1	.667	1 (UK 2-1)	1995	0-2	.000	2 (AU 0-1, UG 0-1)	2013	2-3	.400	3 (UA 2-1, UK 0-1, UT 0-1)
1949	0-1	.000	1 (UK 0-1)	1996	6-6	.500	5 (UA 3-2, AU 0-1, SC 2-1, UT 0-1, VU 1-1)	2014	4-4	.500	4 (AR 1-1, UG 1-1, LS 1-1, MO 1-1)
1950	0-1	.000	1 (UK 0-1)	1997	3-2	.600	1 (AR 3-2)	2015	4-3	.571	3 (UA 1-1, AM 1-1, VU 2-1)
1969	3-2	.600	2 (UF 0-1, UT 3-1)	1998	7-4	.636	4 (AU 1-1, UF 0-1, UG 4-1, VU 2-1)	2016	4-4	.500	4 (UA 0-1, UF 2-1, UG 1-1, SC 1-1)
1970	2-2	.500	1 (LS 2-2)	1999	0-3	.000	3 (UA 0-1, UG 0-1, MS 0-1)	2017	2-3	.400	3 (UA 0-1, UG 0-1, UM 2-1)
1971	1-1	.500	1 (UT 1-1)	2000	2-2	.500	2 (UM 2-1, VU 0-1)	2018	4-2	.667	2 (LS 1-1, MS 3-1)
1973	2-2	.500	1 (UA 2-2)	2001	7-4	.636	4 (UA 4-1, AU 1-1, MS 2-1, SC 0-1)	2019	1-2	.333	2 (UA 0-1, AR 1-1)
1976	4-0	1.000	1 (UK 4-0)	2002	6-3	.667	3 (LS 1-1, SC 4-1, VU 1-1)	2020	No Tournament		
1977	2-2	.500	1 (UA 2-2)	2003	0-1	.000	1 (UT 0-1)	2021	3-2	.600	2 (UM 0-1, MS 3-1)
1979	4-3	.571	3 (UA 4-1, UK 0-1, MS 0-1)	2004	0-3	.000	3 (UG 0-1, LS 0-1, UT 0-1)	2022	7-4	.636	4 (UF 1-1, MS 0-1, AM 4-1, VU 2-1)
1980	2-2	.500	2 (UA 1-1, UM 1-1)	2005	7-1	.875	2 (SC 5-0, VU 2-1)	2023	2-2	.500	2 (UF 0-1, VU 2-1)
1981	2-2	.500	2 (UA 1-1, UG 1-1)	2006	5-1	.833	2 (SC 5-0, VU 0-1)				
1982	4-3	.571	3 (UG 3-1, LS 0-1, UM 1-1)	2007	5-4	.556	4 (UA 0-1, UG 1-1, UM 1-1, MS 3-1)				
1983	3-3	.500	3 (LS 0-1, UM 2-1, VU 1-1)	2008	6-2	.750	2 (UF 3-1, UM 3-1)				
1984	2-3	.400	3 (UF 0-1, UG 0-1, UT 2-1)	2009	6-4	.600	4 (AU 2-1, UF 2-1, UK 2-1, SC 0-1)				
1985	4-2	.667	2 (UF 0-1, UT 4-1)								
1986	4-3	.571	2 (UF 3-2, UG 1-1)								
1987	2-2	.500	2 (UM 0-1, VU 2-1)								
1988	1-2	.333	2 (UG 1-1, UT 0-1)								
1989	0-1	.000	1 (UM 0-1)								
1990	7-2	.778	3 (MS 1-1, UT 1-1, VU 5-0)								

1944

Kentucky 46, Utah 38	Quarterfinals (New York City)
St. John's (NY) 48, Kentucky 45	Semifinals (New York City)
Kentucky 45, Oklahoma St. 29	Third Place (New York City)

1945

Rhode Island 51, Tennessee 44	Quarterfinals (New York City)
-------------------------------	-------------------------------

1946

Kentucky 77, Arizona 53	Quarterfinals (New York City)
Kentucky 59, West Virginia 51	Semifinals (New York City)
Kentucky 46, Rhode Island 45	Championship (New York City)

1947

Kentucky 66, LIU Brooklyn 62	Quarterfinals (New York City)
Kentucky 60, NC State 42	Semifinals (New York City)
Utah 49, Kentucky 45	Championship (New York City)

1949

Loyola Chicago 61, Kentucky 56	Quarterfinals (New York City)
--------------------------------	-------------------------------

1950

CCNY 89, Kentucky 50	Quarterfinals (New York City)
----------------------	-------------------------------

1969

Temple 82, Florida 66	1st Rd (New York City)
South Carolina 72, Southern Ill. 63	1st Rd (New York City)
Army West Point 59, South Carolina 45	Quarterfinals (New York City)
Tennessee 67, Rutgers 51	1st Rd (New York City)
Tennessee 75, Ohio 64	Quarterfinals (New York City)
Temple 63, Tennessee 58	Semifinals (New York City)
Tennessee 64, Army West Point 52	Third Place (New York City)

1970

LSU 83, Georgetown 82	1st Rd (New York City)
LSU 97, Oklahoma 94	Quarterfinals (New York City)
Marquette 101, LSU 79	Semifinals (New York City)
Army West Point 75, LSU 68	Third Place (New York City)

1971

Tennessee 84, St. John's (NY) 83**	1st Rd (New York City)
Duke 78, Tennessee 64	Quarterfinals (New York City)

1972

St. John's (NY) 82, ^ Missouri 81*	1st Rd (New York City)
------------------------------------	------------------------

1973

Alabama 87, Manhattan 86	1st Rd (New York City)
Alabama 69, Minnesota 65	Quarterfinals (New York City)
Virginia Tech 74, Alabama 73	Semifinals (New York City)
North Carolina 88, Alabama 69	Third Place (New York City)
Massachusetts 78, ^ Missouri 71	1st Rd (New York City)

1975

South Carolina 71, UConn 61	1st Rd (New York City)
Princeton 86, South Carolina 67	Quarterfinals (New York City)

1976

Kentucky 67, Niagara 61	1st Rd (New York City)
Kentucky 81, Kansas St. 78	Quarterfinals (New York City)
Kentucky 79, Providence 78	Semifinals (New York City)
Kentucky 71, Charlotte 67	Championship (New York City)

1977

Alabama 86, Memphis 63	1st Rd (Birmingham, Ala.)
Alabama 79, Virginia Tech 72	Quarterfinals (New York City)
Houston 82, Alabama 76	Semifinals (New York City)
Villanova 102, Alabama 89	Third Place (New York City)

1978

NC State 82, ^ South Carolina 70	1st Rd (Raleigh, N.C.)
----------------------------------	------------------------

1979

Alabama 98, St. Bonaventure 89	1st Rd (Birmingham, Ala.)
Alabama 90, Virginia 88	2nd Rd (Birmingham, Ala.)
Alabama 72, Texas A&M 68	3rd Rd (Houston, Texas/The Summit)
Purdue 87, Alabama 68	Semifinals (New York City)
Alabama 96, Ohio St. 86	Third Place (New York City)
Clemson 68, Kentucky 67*	1st Rd (Lexington, Ky.)
Alcorn St. 80, Mississippi St. 78	1st Rd (Starkville, Miss.)
^ Texas A&M 79, New Mexico 68	1st Rd (Albuquerque, N.M.)
^ Texas A&M 67, Nevada 64	2nd Rd (Reno, Nev.)
Alabama 72, ^ Texas A&M 68	3rd Rd (Houston, Texas/The Summit)

1980

Alabama 53, Penn St. 49	1st Rd (Birmingham, Ala.)
Murray St. 70, Alabama 62	2nd Rd (Tuscaloosa, Ala.)
Ole Miss 76, Grambling 74	1st Rd (Oxford, Miss.)
Minnesota 58, Ole Miss 56	2nd Rd (Minneapolis, Minn.)

1981

Alabama 73, St. John's (NY) 69*	1st Rd (Jamaica, N.Y.)
Duke 75, Alabama 70	2nd Rd (Durham, N.C.)
Georgia 74, Old Dominion 60	1st Rd (Athens, Ga.)
South Ala. 73, Georgia 72	2nd Rd (Athens, Ga.)

1982

Georgia 73, Temple 60	1st Rd (Athens, Ga.)
Georgia 83, Maryland 69	2nd Rd (Athens, Ga.)
Georgia 90, Virginia Tech 73	3rd Rd (Athens, Ga.)
Purdue 61, Georgia 60	Semifinals (New York City)
Tulane 83, LSU 72	1st Rd (Baton Rouge, La.)
Ole Miss 53, Clemson 49	1st Rd (at Clemson, S.C.)
Virginia Tech 61, Ole Miss 59	2nd Rd (Oxford, Miss.)
^ Texas A&M 60, Lamar University 58	1st Rd (College Station, Texas)
^ Texas A&M 69, Washington 65	2nd Rd (Seattle, Wash.)
Purdue 86, ^ Texas A&M 68	3rd Rd (West Lafayette, Ind.)

1983

New Orleans 99, LSU 94*	1st Rd (Baton Rouge, La.)
Ole Miss 65, South Fla. 57,	2nd Rd (Oxford, Miss.)
Ole Miss 87, Alabama St. 75	1st Rd (Oxford, Miss.)
DePaul 75, Ole Miss 67	2nd Rd (Chicago, Ill.)
^ South Carolina 100, Old Dominion 90	1st Rd (Columbia, S.C.)
^ South Carolina 75, Virginia Tech 68	2nd Rd (Columbia, S.C.)
Wake Forest 78, ^ South Carolina 61	2nd Rd (Greensboro, N.C.)
Vanderbilt 79, ETSU 74	1st Rd (Nashville, Tenn.)
Wake Forest 75, Vanderbilt 68	2nd Rd (Nashville, Tenn.)

1984

South Ala. 88, Florida 87	1st Rd (Mobile, Ala.)
Chattanooga 74, Georgia 69*	1st Rd (Chattanooga, Tenn.)
Tennessee 54, Saint Peter's 40	1st Rd (Knoxville, Tenn.)
Tennessee 68, Chattanooga 66	2nd Rd (Knoxville, Tenn.)
Virginia Tech 72, Tennessee 68	3rd Rd (Blacksburg, Va.)

1985

SW Louisiana 65, Florida 64	1st Rd (Lafayette, La.)
Saint Joseph's 68, ^ Missouri 67	1st Rd (Columbia, Mo.)
Tennessee 65, Tennessee Tech 62	1st Rd (Cookeville, Tenn.)
Tennessee 73, SW Louisiana 72	2nd Rd (Knoxville, Tenn.)
Tennessee 61, Virginia Tech 54	3rd Rd (Knoxville, Tenn.)
Indiana 74, Tennessee 67	Semifinals (New York City)
Tennessee 100, Louisville 84	Third Place (New York City)
New Mexico 80, ^ Texas A&M 67	1st Rd (Albuquerque, N.M.)

1986

Florida 81, Southern Miss. 71	1st Rd (Gainesville, Fla.)
Florida 77, TCU 75	2nd Rd (Gainesville, Fla.)
Florida 54, Missouri St. 53	3rd Rd (Gainesville, Fla.)
Wyoming 67, Florida 58	Semifinals (New York City)
Louisiana Tech 67, Florida 62	Third Place (New York City)
Georgia 95, Chattanooga 81	1st Rd (Chattanooga, Tenn.)
Clemson 77, Georgia 65	2nd Rd (Athens, Ga.)
Wyoming 79, ^ Texas A&M 70	1st Rd (Laramie, Wyo.)



NIT RESULTS

1987

^ Arkansas 67, Arkansas St. 64	1st Rd (Fayetteville, Ark.)
Nebraska 78, ^ Arkansas 71	2nd Rd (Lincoln, Neb.)
Southern Miss. 93, Ole Miss 75	1st Rd (Hattiesburg, Miss.)
Vanderbilt 74, Jacksonville 72	1st Rd (Nashville, Tenn.)
Vanderbilt 109, Florida St. 92	2nd Rd (Nashville, Tenn.)
Southern Miss. 95, Vanderbilt 88	3rd Rd (Nashville, Tenn.)

1988

Georgia 53, Ga. Southern 48	1st Rd (Athens, Ga.)
Middle Tenn. 69, Georgia 54	2nd Rd (Murfreesboro, Tenn.)
Middle Tenn. 85, Tennessee 80	1st Rd (Murfreesboro, Tenn.)

1989

St. John's (NY) 70, Ole Miss 67	1st Rd (Jamaica, N.Y.)
---------------------------------	------------------------

1990

Mississippi St. 84, Baylor 75	1st Rd (Starkville, Miss.)
New Orleans 65, Mississippi St. 60	2nd Rd (New Orleans, La.)
Tennessee 73, Memphis 71	1st Rd (Memphis, Tenn.)
Vanderbilt 89, Tennessee 85	2nd Rd (Nashville, Tenn.)
Vanderbilt 98, Louisiana Tech 90*	1st Rd (Nashville, Tenn.)
Vanderbilt 89, Tennessee 85	2nd Rd (Nashville, Tenn.)
Vanderbilt 88, New Orleans 85	3rd Rd (Nashville, Tenn.)
Vanderbilt 75, Penn St. 62	Semifinals (New York City)
Vanderbilt 74, Saint Louis 72	Championship (New York City)

1991

^ South Carolina 69, George Washington 63	1st Rd (Columbia, S.C.)
Siena 63, ^ South Carolina 58	2nd Rd (Loudonville, N.Y.)

1992

Florida 66, Richmond 52	1st Rd (Gainesville, Fla.)
Florida 77, Pittsburgh 74	2nd Rd (Pittsburgh, Pa.)
Florida 74, Purdue 67	3rd Rd (Indianapolis, Ind./Market Square Arena)
Virginia 62, Florida 56	Semifinals (New York City)
Utah 81, Florida 78	Third Place (New York City)
Tennessee 71, UAB 68	1st Rd (Knoxville, Tenn.)
Virginia 77, Tennessee 52	2nd Rd (Charlottesville, Va.)
Rhode Island 68, Vanderbilt 63	1st Rd (Nashville, Tenn.)

1993

UAB 58, Alabama 56	1st Rd (Tuscaloosa, Ala.)
Clemson 84, Auburn 72	1st Rd (Clemson, S.C.)
Minnesota 74, Florida 66	1st Rd (Minneapolis, Minn.)
West Virginia 95, Georgia 84	1st Rd (Morgantown, W.Va.)

1994

Kansas St. 78, Mississippi St. 69	1st Rd (Manhattan, Kan.)
New Orleans 79, ^ Texas A&M 73	1st Rd (New Orleans, La.)
Vanderbilt 77, Oklahoma 67	1st Rd (Norman, Okla.)
Vanderbilt 78, New Orleans 59	2nd Rd (Nashville, Tenn.)
Vanderbilt 89, Clemson 74	3rd Rd (Nashville, Tenn.)
Vanderbilt 82, Kansas St. 76	Semifinals (New York City)
Villanova 80, Vanderbilt 73	Third Place (New York City)

1995

Marquette 68, Auburn 61	1st Rd (Auburn, Ala.)
Nebraska 69, Georgia 61	1st Rd (Lincoln, Neb.)

1996

Alabama 72, Illinois 69	1st Rd (Champaign, Ill.)
Alabama 72, ^ Missouri 49	2nd Rd (Tuscaloosa, Ala.)
Alabama 68, South Carolina 67	3rd Rd (Columbia, S.C.)
Saint Joseph's 74, Alabama 69*	Semifinals (New York City)
Tulane 87, Alabama 76	Third Place (New York City)
Tulane 87, Auburn 73	1st Rd (Auburn, Ala.)
^ Missouri 89, Murray St. 85	1st Rd (Columbia, Mo.)
Alabama 72, ^ Missouri 49	2nd Rd (Tuscaloosa, Ala.)
South Carolina 100, Davidson 73	1st Rd (Columbia, S.C.)
South Carolina 80, Vanderbilt 70	2nd Rd (Columbia, S.C.)
Alabama 68, South Carolina 67	3rd Rd (Columbia, S.C.)
Col. of Charleston 55, Tennessee 49	1st Rd (Knoxville, Tenn.)
Vanderbilt 86, Little Rock 80	1st Rd (Nashville, Tenn.)
South Carolina 80, Vanderbilt 70	2nd Rd (Columbia, S.C.)

1997

Arkansas 101, Northern Ariz. 75	1st Rd (Fayetteville, Ark.)
Arkansas 76, Pittsburgh 71	2nd Rd (Fayetteville, Ark.)
Arkansas 86, UNLV 73	3rd Rd (Fayetteville, Ark.)
Michigan 77, Arkansas 62	Semifinals (New York City)
UConn 74, Arkansas 64	Third Place (New York City)

1998

Auburn 77, Southern Miss. 62	1st Rd (Auburn, Ala.)
Marquette 75, Auburn 60	2nd Rd (Milwaukee, Wis.)
Georgetown 71, Florida 69	1st Rd (Gainesville, Fla.)
Georgia 100, Iowa 93	1st Rd (Iowa City, Iowa)
Georgia 61, NC State 55	2nd Rd (Raleigh, N.C.)
Georgia 79, Vanderbilt 65	3rd Rd (Athens, Ga.)
Penn St. 66, Georgia 60	Semifinals (New York City)
Georgia 95, Fresno St. 79	Third Place (New York City)
UAB 93, ^ Missouri 86	1st Rd (Columbia, Mo.)
Vanderbilt 73, St. Bonaventure 61	1st Rd (Nashville, Tenn.)
Vanderbilt 72, Wake Forest 68	2nd Rd (Winston-Salem, N.C.)
Georgia 79, Vanderbilt 65	3rd Rd (Athens, Ga.)

1999

Wake Forest 73, Alabama 57	1st Rd (Winston-Salem, N.C.)
Clemson 77, Georgia 57	1st Rd (Clemson, S.C.)
Colorado St. 69, Mississippi St. 56	1st Rd (Fort Collins, Colo.)

2000

Ole Miss 62, Charlotte 45	1st Rd (Oxford, Miss.)
Ole Miss 70, Missouri St. 48	2nd Rd (Oxford, Miss.)
NC State 77, Ole Miss 54	3rd Rd (Raleigh, N.C.)
Wake Forest 83, Vanderbilt 68	1st Rd (Nashville, Tenn.)

2001

Alabama 85, Seton Hall 79	1st Rd (Tuscaloosa, Ala.)
Alabama 79, Toledo 69	2nd Rd (Tuscaloosa, Ala.)
Alabama 85, Purdue 77**	3rd Rd (West Lafayette, Ind.)
Alabama 74, Detroit Mercy 63	Semifinals (New York City)
Tulsa 79, Alabama 60	Championship (New York City)
Auburn 60, Miami (FL) 58	1st Rd (Auburn, Ala.)
Purdue 79, Auburn 61	2nd Rd (West Lafayette, Ind.)
Mississippi St. 75, Southern Miss. 68	1st Rd (Starkville, Miss.)
Mississippi St. 66, Pittsburgh 61	2nd Rd (Pittsburgh, Pa.)
Tulsa 77, Mississippi St. 75	3rd Rd (Starkville, Miss.)
UConn 72, South Carolina 65	1st Rd (Storrs, Conn.)

2002

LSU 63, Iowa 61	1st Rd (Iowa City, Iowa)
Ball St. 75, LSU 65	2nd Rd (Baton Rouge, La.)
South Carolina 74, Virginia 6	1st Rd (Charlottesville, Va.)
South Carolina 75, UNLV 65	2nd Rd (Las Vegas, Nev.)
South Carolina 82, Ball St. 47	3rd Rd (Columbia, S.C.)
South Carolina 66, Syracuse 59	Semifinals (New York City)
Memphis 72, South Carolina 62	Championship (New York City)
Vanderbilt 59, Houston 50	Opening Rd (Nashville, Tenn.)
Louisiana Tech 83, Vanderbilt 68	1st Rd (Ruston, La.)

2003

Georgetown 70, Tennessee 60	1st Rd (Knoxville, Tenn.)
-----------------------------	---------------------------

2004

Iowa St. 82, Georgia 74	1st Rd (Ames, Iowa)
Oklahoma 70, LSU 61	1st Rd (Norman, Okla.)
Michigan 65, ^ Missouri 64	1st Rd (Ann Arbor, Mich)
George Mason 58, Tennessee 55	Opening Rd (Fairfax, Va.)

2005

DePaul 75, ^ Missouri 70	1st Rd (Columbia, Mo.)
South Carolina 69, Miami (FL) 67	1st Rd (Columbia, S.C.)
South Carolina 77, UNLV 66	2nd Rd (Columbia, S.C.)
South Carolina 69, Georgetown 66	3rd Rd (Columbia, S.C.)
South Carolina 75, Maryland 67	Semifinals (New York City)
South Carolina 60, Saint Joseph's 57	Championship (New York City)
^ Texas A&M 82, Clemson 74	1st Rd (College Station, Texas)
^ Texas A&M 75, DePaul 72	2nd Rd (Rosemont, Ill.)
Saint Joseph's 58, ^ Texas A&M 51	3rd Rd (College Station, Texas)
Vanderbilt 67, Indiana 60	1st Rd (Bloomington, Ind.)
Vanderbilt 65, Wichita St. 63	2nd Rd (Nashville, Tenn.)
Memphis 81, Vanderbilt 68	3rd Rd (Memphis, Tenn.)

2006

South Carolina 74, Western Ky. 55	1st Rd (Columbia, S.C.)
South Carolina 69, Florida St. 68*	2nd Rd (Tallahassee, Fla.)
South Carolina 65, Cincinnati 62	3rd Rd (Cincinnati, Ohio)
South Carolina 78, Louisville 63	
South Carolina 76, Michigan 64	Championship (New York City)
Notre Dame 79, Vanderbilt 69	1st Rd (Notre Dame, Ind.)

2007

Massachusetts 89, Alabama 87*	1st Rd (Amherst, Mass.)
Georgia 88, Fresno St. 78	1st Rd (Athens, Ga.)
Air Force 83, Georgia 52	2nd Rd (Colorado Springs, Colo.)
Ole Miss 73, Appalachian St. 59	1st Rd (Oxford, Miss.)
Clemson 89, Ole Miss 68	2nd Rd (Clemson, S.C.)
Mississippi St. 82, Mississippi Valley St. 63	1st Rd (Starkville, Miss.)
Mississippi St. 101, Bradley 72	2nd Rd (Starkville, Miss.)
Mississippi St. 86, Florida St. 71	3rd Rd (Starkville, Miss.)
West Virginia 63, Mississippi St. 62	Semifinals (New York City)

2008

Florida 73, San Diego St. 49	1st Rd (Gainesville, Fla.)
Florida 82, Creighton 54	2nd Rd (Gainesville, Fla.)
Florida 70, Arizona St. 57	3rd Rd (Tempe, Ariz.)
Massachusetts 78, Florida 66	Semifinals (New York City)
Ole Miss 83, UC Santa Barbara 68	1st Rd (Oxford, Miss.)
Ole Miss 85, Nebraska 75*	2nd Rd (Oxford, Miss.)
Ole Miss 81, Virginia Tech 72	3rd Rd (Blacksburg, Va.)
Ohio St. 81, Ole Miss 69	Semifinals (New York City)

2009

Auburn 87, UT Martin 82	1st Rd (Auburn, Ala.)
Auburn 74, Tulsa 55	2nd Rd (Auburn, Ala.)
Baylor 74, Auburn 72	3rd Rd (Auburn, Ala.)
Florida 84, Jacksonville 62	1st Rd (Gainesville, Fla.)
Florida 74, Miami (FL) 60	2nd Rd (Gainesville, Fla.)
Penn St. 71, Florida 62	3rd Rd (Gainesville, Fla.)
Kentucky 70, UNLV 60	1st Rd (Lexington, Ky.)
Kentucky 65, Creighton 63	2nd Rd (Omaha, Neb.)
Notre Dame 77, Kentucky 67	3rd Rd (South Bend, Ind.)
Davidson 70, South Carolina, 63	1st Rd (Columbia, S.C.)

2010

Ole Miss 84, Troy 65	1st Rd (Oxford, Miss.)
Ole Miss 90, Memphis 81	2nd Rd (Oxford, Miss.)
Ole Miss 90, Texas Tech 87**	3rd Rd (Oxford, Miss.)
Dayton 68, Ole Miss 63	Semifinals (New York City)
Mississippi St. 81, Jackson St. 67	1st Rd (Starkville, Miss.)
North Carolina 76, Mississippi St. 74	2nd Rd (Starkville, Miss.)

2011

Alabama 68, Coastal Caro. 44	1st Rd (Tuscaloosa, Ala.)
Alabama 74, New Mexico 67	2nd Rd (Tuscaloosa, Ala.)
Alabama 79, Miami (FL) 64	3rd Rd (Tuscaloosa, Ala.)
Alabama 62, Colorado 61	Semifinals (New York City)
Wichita St. 66, Alabama 57	Championship (New York City)
California 77, Ole Miss 74	1st Rd (Berkeley, Calif.)

2012

Oregon 96, LSU 76	1st Rd (Eugene, Ore.)
Illinois St. 96, Ole Miss 93*	1st Rd (Oxford, Miss.)
Massachusetts 101, Mississippi St. 96**	1st Rd (Starkville, Miss.)
Tennessee 65, Savannah St. 51	1st Rd (Knoxville, Tenn.)
Middle Tenn. 71, Tennessee 64	2nd Rd (Knoxville, Tenn.)

2013

Alabama 62, Northeastern 43	1st Rd (Tuscaloosa, Ala.)
Alabama 66, Stanford 54	2nd Rd (Tuscaloosa, Ala.)
Maryland 58, Alabama 57	3rd Rd (Tuscaloosa, Ala.)
Robert Morris 59, Kentucky 57	1st Rd (Moon Township, Pa.)
Mercer 75, Tennessee 67	1st Rd (Knoxville, Tenn.)

2014

Arkansas 91, Indiana St. 71	1st Rd (Fayetteville, Ark.)
California 75, Arkansas 64	2nd Rd (Berkeley, Calif.)
Georgia 63, Vermont 56	1st Rd (Athens, Ga.)
Louisiana Tech 79, Georgia 71	2nd Rd (Athens, Ga.)
LSU 71, San Francisco 63	1st Rd (San Francisco, Calif.)
SMU 80, LSU 67	2nd Rd (Dallas, Texas)
Missouri 85, Davidson 77	1st Rd (Columbia, Mo.)
Southern Miss. 71, Missouri 63	2nd Rd (Columbia, Mo.)

2015

Alabama 79, Illinois 58	1st Rd (Tuscaloosa, Ala.)
Miami (FL) 73, Alabama 66	2nd Rd (Miami, Fla.)
Texas A&M 81, Montana 64	1st Rd (College Station, Texas)
Louisiana Tech 84, Texas A&M 72	2nd Rd (College Station, Texas)
Vanderbilt 75, Saint Mary's (CA) 64	1st Rd (Moraga, Calif.)
Vanderbilt 92, South Dakota St. 77	2nd Rd (Nashville, Tenn.)
Stanford 78, Vanderbilt 75	3rd Rd (Palo Alto, Calif.)

2016

Creighton 72, Alabama 54	1st Rd (Omaha, Neb.)
Florida 97, North Florida 68	1st Rd (Jacksonville, Fla.)
Florida 74, Ohio St. 63	2nd Rd (Columbus, Ohio)
George Washington 82, Florida 77	2nd Rd (Washington, D.C.)
Georgia 93, Belmont 84	1st Rd (Athens, Ga.)
Saint Mary's (CA) 77, Georgia 65	2nd Rd (Moraga, Calif.)
South Carolina 88, High Point 66	1st Rd (Columbia, S.C.)
Georgia Tech 83, South Carolina 66	2nd Rd (Columbia, S.C.)

2017

Richmond 71, Alabama 64	1st Rd (Tuscaloosa, Ala.)
Belmont 78, Georgia 69	1st Rd (Athens, Ga.)
Ole Miss 91, Monmouth 83	1st Rd (West Long Branch, N.J.)
Ole Miss 85, Syracuse 80	2nd Rd (Syracuse, N.Y.)
Georgia Tech 74, Ole Miss 66	3rd Rd (Oxford, Miss.)

2018

LSU 84, UL-Lafayette 76	1st Rd (Baton Rouge, La.)
Utah 95, LSU 71	2nd Rd (Salt Lake City, Utah)
Mississippi State 66, Nebraska 59	1st Rd (Starkville, Miss.)
Mississippi State 78, Baylor 77	2nd Rd (Waco, Texas)
Mississippi State 79, Louisville 56	3rd Rd (Louisville, Ky.)
Penn State 75, Mississippi State 60	Semifinals (New York City)

2019

Norfolk St. 80, Alabama 79 ot	1st Rd (Tuscaloosa, Ala.)
Arkansas 84, Providence 72	1st Rd (Providence, R.I.)
Indiana 63, Arkansas 60	2nd Rd (Bloomington, Ind.)

2020

No tournament held due to the COVID-19 pandemic

2021

(4) Louisiana Tech 70, (1) Ole Miss 61	1st Rd (Frisco, Texas)
(4) Mississippi State 74, (1) Saint Louis 68	1st Rd (Frisco, Texas)
(4) Mississippi State 68, (2) Richmond 67	Quarterfinals (Denton, Texas)
(4) Mississippi State 84, (4) Louisiana Tech 62	Semifinals (Frisco, Texas)
(1) Memphis 77, (4) Mississippi State 64	Championship (Frisco, Texas)

2022

(6) Florida 79, (6) Iona 74	1st Rd (Gainesville, Fla.)
(2) Xavier 72, (3) Florida 56	2nd Rd (Cincinnati, Ohio)
(6) Virginia 60, (3) Mississippi State 57	1st Rd (Charlottesville, Va.)
(1) Texas A&M 74, (8) Alcorn State 62	1st Rd (College Station, Texas)
(1) Texas A&M 75, (5) Oregon 60	2nd Rd (College Station, Texas)
(1) Texas A&M 67, (2) Wake Forest 52	Quarterfinals (College Station, Texas)
(1) Texas A&M 72, (4) Washington State 56	Semifinals (New York City)
(2) Xavier 73, (1) Texas A&M 72	Championship (New York City)
(4) Vanderbilt 82, (5) Belmont 71	1st Rd (Nashville, Tenn.)
(4) Vanderbilt 70, (1) Dayton 68*	2nd Rd (Nashville, Tenn.)
(2) Xavier 75, (4) Vanderbilt 73	Quarterfinals (Cincinnati, Ohio)

2023

UCF 67, (4) Florida 49	1st Rd (Gainesville, Fla.)
(2) Vanderbilt 71, Yale 62	1st Rd (Nashville, Tenn.)
(2) Vanderbilt 66, (3) Michigan 65	2nd Rd (Nashville, Tenn.)
(4) UAB 67, (2) Vanderbilt 59	Quarterfinals (Nashville, Tenn.)

* Participation was before team was a member of the SEC

** - overtime *** - double overtime

Tournament Field: Six teams 1938-40 Eight teams 1941-48 12 teams 1949-64 14 teams 1965-67 16 teams 1968-78 24 teams 1979-32 teams 1980-2001, 2007-Present 40 Teams 2002-2006



SEC IN THE FINAL NATIONAL POLLS

Year	AP	UPI	Year	AP	UPI	Year	AP	USAT	Year	AP	USAT	Year	AP	USAT
1949			1968			1983			1996			2008		
Kentucky	1		Kentucky	5	5	Arkansas ^	9	9	Kentucky	2	1	Tennessee	5	7
Tulane	9		Vanderbilt	-	13	Missouri ^	10	12	Mississippi St.	19	4	Vanderbilt	19	25
1950			1969			Kentucky	12	10	Georgia	-	16	2009		
Kentucky	3		Kentucky	7	5	Georgia	18	15	Arkansas	-	18	Missouri ^	9	8
1951			So. Carolina ^	13	20	1984			1997			LSU	21	17
Kentucky	1	1	1970			Kentucky	3	3	Kentucky	5	2	2010		
Texas A&M ^	-	18	Kentucky	1	1	Arkansas ^	8	7	So. Carolina	6	14	Kentucky	2	5
1952			So. Carolina ^	6	6	Auburn	-	19	Georgia	17	-	Tennessee	15	9
Kentucky	1	1	1971			1985			1998			Vanderbilt	20	-
1953			So. Carolina ^	6	6	Georgia	19	-	Kentucky	5	1	Texas A&M ^	23	25
LSU	5	6	Kentucky	8	8	LSU	20	19	Ole Miss	13	20	2011		
1954			Tennessee	17	-	1986			So. Carolina	14	19	Kentucky	11	3
Kentucky	1	2	1972			Kentucky	3	4	Arkansas	17	22	Florida	15	10
LSU	14	8	So. Carolina ^	6	5	Alabama	-	19	1999			Texas A&M ^	24	-
1955			Kentucky	18	14	1987			Auburn	4	7	Vanderbilt	25	-
Kentucky	2	2	Missouri ^	-	19	Alabama	9	9	Kentucky	8	5	2012		
Alabama	12	-	1973			Missouri ^	14	14	Arkansas	17	25	Kentucky	1	1
Vanderbilt	17	-	Missouri ^	15	17	1988			Tennessee	20	-	Missouri ^	3	11
1956			Kentucky	17	15	Kentucky	6	6	Florida	23	17	Vanderbilt	20	19
Alabama	5	5	So. Carolina ^	-	16	1989			2000			Florida	25	9
Kentucky	9	12	1974			Missouri ^	6	8	LSU	10	12	2013		
Vanderbilt	12	10	Vanderbilt	13	7	Alabama	20	20	Tennessee	11	14	Florida	14	9
1957			Alabama	14	19	Arkansas	-	17	Florida	13	2	2014		
Kentucky	3	3	So. Carolina ^	19	16	1990			Kentucky	19	22	Florida	1	3
Vanderbilt	8	16	1975			Arkansas ^	7	8	Auburn	24	-	Kentucky	-	2
Mississippi St.	15	-	Kentucky	2	4	Missouri ^	11	11	Florida	8	13	Tennessee	-	23
1958			Alabama	10	8	LSU	19	-	Kentucky	9	8	2015		
Kentucky	9	14	1976			Alabama	23	19	Ole Miss	14	9	Kentucky	1	3
Mississippi St.	15	-	Alabama	6	7	1991			2001			Arkansas	21	20
Auburn	16	-	Tennessee	13	14	Arkansas ^	2	2	Florida	8	13	2016		
1959			Missouri ^	14	11	Kentucky	9	-	Kentucky	9	8	Kentucky	10	16
Kentucky	2	2	1977			Alabama	19	16	Mississippi St.	17	21	Texas A&M	15	12
Mississippi St.	3	6	Kentucky	3	5	Mississippi St.	21	18	Georgia	23	-	2016-17		
Auburn	8	10	Alabama	11	18	LSU	22	21	Missouri ^	-	15	Kentucky	5	5
1960			Tennessee	15	8	1992			2002			Florida	20	10
Auburn	11	17	Arkansas ^	18	7	Kentucky	6	9	Alabama	8	14	So. Carolina	-	6
Georgia Tech	13	8	1978			Arkansas	9	8	Florida	15	23	2017-18		
1961			Kentucky	1	1	Alabama	13	13	Mississippi St.	20	-	Tennessee	12	16
Kentucky	20	18	Arkansas ^	5	6	Missouri ^	16	12	Missouri ^	24	22	Kentucky	18	17
1962			1979			LSU	25	-	Georgia	25	-	Auburn	19	23
Kentucky	3	3	Arkansas ^	5	6	1993			2003			Florida	23	-
Mississippi St.	4	4	LSU	7	9	Kentucky	2	3	Kentucky	1	4	Texas A&M	-	24
1963			Tennessee	-	18	Vanderbilt	8	9	Florida	10	16	2018-19		
Mississippi St.	6	7	1980			Arkansas	12	12	Mississippi St.	8	13	Kentucky	7	7
1964			LSU	3	2	1994			So. Carolina	23	-	Tennessee	6	10
Kentucky	4	3	Kentucky	4	3	Arkansas	2	1	Alabama	-	17	Auburn	14	5
Texas A&M	-	18	Missouri ^	16	14	Missouri ^	5	6	Vanderbilt	-	25	LSU	12	15
1965			Texas A&M ^	-	18	Kentucky	7	13	2004			2019-20		
Vanderbilt	5	5	1981			Florida	14	4	Kentucky	2	8	Kentucky	8	7
Tennessee	-	17	LSU	4	4	1995			Mississippi St.	8	13	Auburn	20	20
1966			Kentucky	8	8	Kentucky	2	5	Arkansas	-	17	2020-21		
Kentucky	1	1	Tennessee	15	15	Arkansas	6	2	Vanderbilt	-	25	Alabama	5	5
Vanderbilt	8	8	Arkansas ^	20	-	Mississippi St.	18	12	2005			Arkansas	10	6
1967			1982			Alabama	20	21	Florida	16	24	2021-22		
Kentucky	1	1	Missouri ^	5	5	Missouri ^	23	18	Alabama	21	-	Tennessee	5	15
Vanderbilt	8	8	Arkansas ^	12	13	1996			LSU	19	3	Kentucky	7	16
1968			Alabama	13	12	1997			2006			Auburn	8	14
Kentucky	1	1	Kentucky	15	14	Kentucky	5	2	Florida	11	1	Arkansas	17	8
Vanderbilt	8	8	1998			So. Carolina	6	14	Tennessee	18	20	2022-23		
1969			1999			Auburn	-	19	LSU	19	3	Alabama	1	4
Kentucky	7	5	Kentucky	7	5	2000			Florida	3	1	Texas A&M	17	25
So. Carolina ^	13	20	Florida	23	17	2001			Texas A&M ^	9	9	Tennessee	20	16
1970			2002			2002			Tennessee	25	18	Missouri	23	-
Kentucky	1	1	Kentucky	7	7	Alabama	8	14	Arkansas	25	19	Arkansas	-	21
So. Carolina ^	6	6	Auburn	7	7	Florida	15	23	2003			2023		
1971			Tennessee	6	10	Kentucky	16	13	Kentucky	2	1	Alabama	1	4
Kentucky	1	1	LSU	12	12	Mississippi St.	20	-	Mississippi St.	19	4	Texas A&M	17	25
So. Carolina ^	6	6	2004			Georgia	23	-	Georgia	-	16	Tennessee	20	16
1972			Kentucky	1	4	2005			Arkansas	-	18	Missouri	23	-
So. Carolina ^	6	6	Arkansas	10	8	Kentucky	7	5	2006			Arkansas	-	21
Kentucky	8	8	Alabama	20	-	Florida	16	24	Florida	11	1	2024		
Tennessee	17	-	Missouri ^	23	18	Alabama	21	-	Tennessee	18	20			
1973			1997			2007			LSU	19	3			
Missouri ^	15	17	Kentucky	3	3	Florida	3	1	2008					
Kentucky	17	15	Arkansas ^	8	7	Texas A&M ^	9	9	2009					
So. Carolina ^	-	16	Auburn	-	19	Tennessee	25	18	2010					
1974			2000			Vanderbilt	-	19	2011					
Missouri ^	15	17	LSU	10	12	2001			2012					
Kentucky	17	15	Tennessee	11	14	Florida	8	13	2013					
So. Carolina ^	-	16	Florida	13	2	Kentucky	9	8	2014					
1975			Kentucky	19	22	Arkansas	14	9	2015					
Missouri ^	15	17	Auburn	24	-	2002			2016					
Kentucky	17	15	2003			Alabama	8	14	2017					
So. Carolina ^	-	16	Kentucky	1	4	Florida	15	23	2018					
1976			Florida	10	16	Kentucky	16	13	2019					
Missouri ^	15	17	Mississippi St.	20	-	Mississippi St.	17	21	2020					
Kentucky	17	15	Georgia	23	-	Georgia	23	-	2021					
So. Carolina ^	-	16	Missouri ^	-	15	Missouri ^	-	15	2022					
1977			2004			2005			2023					
Missouri ^	15	17	Alabama	8	14	Kentucky	7	5						
Kentucky	17	15	Florida	15	23	Florida	16	24						
So. Carolina ^	-	16	Kentucky	16	13	Alabama	21	-						
1978			Mississippi St.	17	21	2006								
Missouri ^	15	17	LSU	22	21	Florida	11	1						
Kentucky	17	15	2007			Tennessee	18	20						
So. Carolina ^	-	16	Kentucky	4	7	LSU	19	3						
1979			Auburn	8	10	2008								
Missouri ^	15	17	Mississippi St.	3	6	2009								
Kentucky	17	15	Auburn	8	10	2010								
So. Carolina ^	-	16	Arkansas	12	12	2011								
1980			200											

ASSOCIATED PRESS POLL HISTORY



	J	J	F	F	F	F	M	M
1948-49	18	25	1	8	15	22	1	8
*Arkansas	-	-	-	-	-	-	20	-
Kentucky	2	2	1	1	1	1	1	1

	J	J	J	J	J	F	F	F	F	M	M
1949-50	5	10	17	24	31	7	14	21	28	7	
Kentucky	2	2	5	4	6	7	5	5	4	3	
*Missouri	12	16	-	-	-	-	-	-	-	-	
Tennessee	-	-	17	-	-	-	-	-	-	-	
Vanderbilt	-	-	-	-	18	-	20	-	20	-	

	D	D	J	J	J	J	F	F	F	F	M	M
1950-51	19	26	3	9	16	23	30	6	13	20	27	7
Kentucky	1	1	3	3	2	1	1	1	1	1	1	1
*Missouri	8	9	-	-	-	-	-	-	-	-	-	-

	D	D	D	J	J	J	F	F	F	F	M	M
1951-52	10	17	25	1	8	15	22	29	5	12	19	26
Kentucky	1	2	1	4	3	3	3	1	1	1	1	1
Vanderbilt	18	-	-	-	-	-	-	-	-	-	-	-

	D	D	D	J	J	J	F	F	F	F	M	M
1952-53	16	23	30	6	13	20	27	3	10	17	24	3
LSU	10	8	17	11	14	14	11	10	8	6	6	5

	D	D	D	D	J	J	J	F	F	F	F	M	M
1953-54	8	15	22	29	5	12	19	26	2	9	16	23	2
Kentucky	2	2	2	1	1	1	1	1	1	2	2	1	1
LSU	10	5	14	18	-	16	12	14	17	17	13	12	7
Vanderbilt	-	-	20	20	19	-	-	-	-	-	-	-	-

	D	D	D	D	J	J	J	F	F	F	F	M	M
1954-55	7	14	21	28	4	11	18	25	1	8	15	22	1
Alabama	-	-	19	12	20	16	12	14	13	13	17	12	11
Auburn	-	-	-	-	-	20	-	-	-	-	-	-	-
Kentucky	2	2	1	1	1	1	1	1	1	2	2	2	2
*Missouri	-	6	7	-	9	6	8	12	17	14	-	20	20
Tennessee	-	-	-	-	-	-	-	-	-	-	18	-	-
Vanderbilt	-	-	-	-	-	-	17	18	20	20	20	14	16

	D	D	D	D	J	J	J	J	F	F	F	F	M	M
1955-56	6	13	20	27	3	10	17	24	31	7	14	21	28	6
Alabama	6	5	16	19	17	19	13	12	12	10	8	7	4	4
Kentucky	2	12	9	13	6	5	4	3	8	7	7	8	12	9
Vanderbilt	-	9	8	5	4	4	5	7	3	3	6	5	7	11

	D	D	D	J	J	J	J	F	F	F	F	M	M
1956-57	11	18	26	2	8	15	22	29	5	12	19	26	5
Alabama	9	17	-	-	-	-	-	-	-	-	-	-	-
Kentucky	3	7	3	3	3	4	5	4	3	3	3	3	3
Mississippi Sate	-	-	-	-	-	-	-	-	-	-	19	20	18
Tennessee	-	-	12	12	16	-	-	-	-	-	-	-	-
Tulane	-	-	16	-	-	18	14	-	-	-	-	-	-
Vanderbilt	-	-	12	9	6	10	13	-	18	18	10	9	9

	D	D	D	D	J	J	J	F	F	F	F	M	M
1957-58	10	17	24	31	7	14	21	28	4	11	18	25	4
*Arkansas	-	-	-	-	-	20	17	18	-	-	-	-	-
Auburn	-	-	-	-	-	-	-	-	-	20	16	16	-
Georgia Tech	-	-	-	-	-	-	-	19	-	-	-	-	-
Kentucky	3	5	9	10	9	9	9	8	12	12	13	12	9
Mississippi Sate	-	18	10	9	5	11	14	14	17	18	18	16	15
Tennessee	-	-	-	-	-	13	16	-	-	15	20	-	-

	D	D	D	D	J	J	J	F	F	F	F	M	M
1958-59	9	16	23	30	6	13	20	27	3	10	17	24	2
Auburn	12	13	8	9	6	5	4	4	4	2	6	7	8
Kentucky	2	2	1	1	1	2	1	1	1	1	3	1	1
Mississippi Sate	8	8	7	8	12	12	11	11	11	10	5	5	4
Tennessee	6	5	11	14	17	-	-	-	-	-	-	-	-
*Texas A&M	-	-	-	-	19	-	-	-	-	-	-	-	-

	D	D	J	J	J	F	F	F	F	M	M
1959-60	22	29	5	12	19	26	2	9	16	23	1
Auburn	-	-	-	-	-	-	17	13	11	11	-
Georgia Tech	8	10	6	6	6	6	6	6	6	7	13
Kentucky	13	13	-	17	16	15	-	-	-	-	-
*Texas A&M	18	-	13	8	10	10	12	11	18	-	-

	D	D	D	J	J	J	J	F	F	F	F	M	M
1960-61	13	20	27	3	10	17	24	31	7	14	21	28	7
Auburn	11	9	9	10	-	-	-	-	-	-	-	-	-
Georgia Tech	15	-	-	-	-	-	-	-	-	-	-	-	-
Kentucky	20	-	19	-	-	-	-	-	-	-	-	-	-
Vanderbilt	-	17	16	-	-	-	-	-	-	-	-	-	-

	D	D	J	J	J	J	F	F	F	F	M	M
1961-62	PS	19	26	2	9	16	23	30	6	13	20	27
Kentucky	-	-	6	3	3	2	2	2	2	2	3	4
Mississippi Sate	-	-	9	7	10	10	10	9	8	5	5	4

	D	D	D	D	J	J	J	J	F	F	F	F	M	M
1962-63	PS	4	11	18	25	1	8	15	22	29	5	12	19	26
Auburn	-	-	-	-	-	10	-	-	-	-	-	9	-	-
Georgia Tech	-	-	-	-	-	-	7	6	7	6	6	10	-	-
Kentucky	3	9	-	9	5	6	-	-	-	-	-	-	-	-
Mississippi Sate	6	5	5	5	10	-	-	9	9	-	8	6	8	7

	D	D	D	D	J	J	J	J	F	F	F	F	M	M
1963-64	PS	10	17	24	31	7	14	21	28	4	11	18	25	3
Kentucky	9	5	2	2	1	2	4	5	4	3	3	3	2	3
Vanderbilt	-	-	8	6	6	7	6	6	5	8	7	-	-	-

	D	D	D	D	J	J	J	J	F	F	F	F	M	M
1964-65	PS	8	15	22	29	5	12	19	26	2	9	16	23	2
Kentucky	11	9	8	-	-	-	-	-	-	-	-	-	-	-
Tennessee	-	-	-	-	-	-	-	-	-	-	8	-	-	-
Vanderbilt	6	3	9	-	-	-	-	-	9	7	-	9	5	5

	D	D	D	D	J	J	J	J	F	F	F	F	M	M
1965-66	PS	7	14	21	28	4	11	18	25	1	8	15	22	1
Kentucky	-	-	-	10	5	2	2	2	2	2	1	1	1	1
*South Carolina	-	10	-	-	-	-	-	-	-	-	-	-	-	-
Vanderbilt	5	4	5	4	2	3	3	5	4	3	5	5	5	8

	D	D	D	D	J	J	J	J	F	F	F	F	M	M
1966-67	PS	6	13	20	27	3	10	17	24	31	7	14	21	28
Florida	-	-	-	-	-	-	10	8	-	-	-	-	-	-
Kentucky														



ASSOCIATED PRESS POLL HISTORY

	D	D	D	D	J	J	J	J	J	F	F	F	F	M	M	M
1972-73	PS	5	12	19	26	2	9	16	23	30	6	13	20	27	6	13
Alabama	-	-	-	-	18	14	14	11	9	6	10	17	18	-	-	-
Kentucky	13	8	-	-	-	-	-	-	-	-	-	-	-	-	19	17
*Missouri	-	-	12	10	7	7	5	8	7	7	8	12	16	13	12	15
*South Carolina	16	-	-	-	-	-	-	-	-	-	-	-	-	-	19	-
Tennessee	14	14	-	-	-	-	-	-	-	-	-	-	-	-	-	-
Vanderbilt	-	-	13	12	10	11	9	18	-	-	-	-	-	-	-	-

	D	D	D	D	J	J	J	J	J	F	F	F	F	M	M	M	M	
1973-74	PS	4	11	18	25	2	8	15	22	29	5	12	19	26	5	12	19	27
Alabama	18	18	13	10	13	7	12	10	9	8	8	8	8	7	12	11	13	14
Kentucky	10	10	-	-	-	-	-	-	-	-	-	-	-	-	-	-	-	-
*Missouri	-	-	-	-	-	-	18	-	-	-	-	-	-	-	-	-	-	-
*South Carolina	-	-	16	15	-	-	15	11	13	14	13	14	14	14	10	18	17	19
Vanderbilt	-	-	17	11	10	6	8	7	7	5	5	4	6	5	6	11	13	-

	D	D	D	D	J	J	J	J	J	F	F	F	F	M	M	M	M	A	
1974-75	PS	3	10	17	24	31	7	14	21	28	4	11	18	25	4	11	18	25	2
Alabama	9	11	10	8	7	6	8	7	6	9	7	7	5	8	7	10	11	11	10
Auburn	-	-	17	17	17	-	-	-	-	20	14	-	-	-	-	-	-	-	-
Kentucky	16	15	-	20	17	9	7	10	11	5	5	4	7	4	6	6	5	2	2
*South Carolina	7	5	13	14	11	15	16	20	-	19	-	-	-	-	-	-	-	-	-
Tennessee	-	-	-	-	-	-	18	18	-	18	15	-	-	-	-	-	-	-	-

	D	D	D	D	J	J	J	J	J	F	F	F	F	M	M	M	M
1975-76	PS	2	9	16	23	30	6	13	20	27	3	10	17	24	2	9	16
Alabama	12	14	11	8	8	8	10	11	12	11	14	11	10	7	6	8	6
Auburn	-	17	17	17	-	-	-	-	-	-	20	14	-	-	-	-	-
Kentucky	6	7	14	20	18	-	-	-	-	-	-	-	-	-	-	-	-
*Missouri	-	-	20	-	-	-	20	-	13	13	14	14	12	15	10	14	-
Tennessee	9	8	7	11	10	12	9	9	10	9	8	8	9	11	12	9	13
*Texas A&M	-	-	-	-	-	-	-	-	-	-	-	-	-	20	19	-	-

	N	D	D	D	J	J	J	J	J	F	F	F	F	M	M	M	M						
1976-77	PS	30	7	14	21	28	4	11	18	25	1	8	15	22	1	8	15	22	1	8	15	22	
Alabama	13	13	10	7	5	4	4	4	3	3	8	7	4	8	12	12	11	-	-	-	-	-	-
*Arkansas	-	-	-	19	18	17	18	16	17	15	14	13	11	6	7	8	18	-	-	-	-	-	-
Auburn	-	-	-	-	20	-	-	-	-	-	-	-	-	-	-	-	-	-	-	-	-	-	-
Kentucky	6	5	4	3	7	6	3	2	6	6	3	3	2	2	2	6	3	-	-	-	-	-	-
*Missouri	20	-	-	-	-	-	-	-	-	-	-	-	-	-	-	-	-	-	-	-	-	-	-
Tennessee	16	15	15	-	19	-	-	-	14	7	11	11	14	7	11	7	15	-	-	-	-	-	-

	N	D	D	D	J	J	J	J	J	F	F	F	F	M	M	M	M
1977-78	PS	29	6	13	20	27	3	10	17	24	31	7	14	21	28	6	13
Alabama	15	15	-	-	18	-	-	-	-	-	-	-	-	-	-	-	-
*Arkansas	7	7	6	4	4	3	3	3	6	4	2	2	1	4	4	7	5
Kentucky	2	1	1	1	1	1	1	1	1	1	1	1	3	2	1	1	1

	N	D	D	D	J	J	J	J	J	F	F	F	F	M	M	M	M
1978-79	PS	28	5	12	19	26	3	9	16	23	30	6	13	20	27	6	13
Alabama	19	-	-	-	-	-	-	-	18	18	15	16	20	-	-	-	-
*Arkansas	-	-	-	-	20	14	10	11	15	14	14	11	10	9	7	5	-
Kentucky	11	10	10	6	11	13	9	17	-	-	-	-	-	-	-	-	-
LSU	14	11	12	11	10	7	7	5	9	9	9	8	6	5	8	9	7
Mississippi State	-	-	-	-	-	18	-	-	-	-	-	-	-	-	-	-	-
Tennessee	-	-	-	-	-	-	-	-	-	-	-	-	-	-	-	20	-
*Texas A&M	-	-	-	-	17	12	10	11	15	14	12	11	-	-	-	-	-
Vanderbilt	-	-	-	-	-	-	-	-	19	16	17	19	19	-	-	-	-

	D	D	D	D	J	J	J	J	J	F	F	F	F	M	M	M	M
1979-80	PS	4	11	18	26	2	8	15	22	29	5	12	19	26	4	-	-
*Arkansas	-	-	20	20	19	-	-	-	-	-	-	-	-	-	-	-	-
Kentucky	2	5	5	3	2	2	4	6	5	3	6	5	3	2	4	-	-
LSU	7	6	6	7	5	4	6	14	11	10	7	6	5	5	3	-	-
*Missouri	-	-	19	16	13	12	13	15	10	14	15	14	13	11	16	-	-
Tennessee	-	-	-	-	-	-	20	19	-	-	-	-	-	-	-	-	-
*Texas A&M	14	-	-	-	-	-	-	-	-	-	-	-	-	-	-	-	-

	D	D	D	D	J	J	J	J	J	F	F	F	F	M	M	M	M						
1980-81	PS	2	9	16	23	30	6	13	20	27	3	10	17	24	3	10	17	24	3	10	17	24	
*Arkansas	20	11	17	19	17	-	-	-	-	-	-	-	-	18	15	20	-	-	-	-	-	-	-
Kentucky	1	2	2	2	2	5	4	3	6	7	6	11	10	9	7	8	-	-	-	-	-	-	-
LSU	12	15	11	10	10	10	9	6	5	4	4	4	4	2	3	4	-	-	-	-	-	-	-
*Missouri	11	17	14	-	-	-	-	-	-	-	-	-	-	-	-	-	-	-	-	-	-	-	-
Tennessee	-	-	-	-	-	18	13	11	8	11	10	9	8	10	10	15	-	-	-	-	-	-	-
*Texas A&M	15	14	12	13	12	11	-	-	-	-	-	-	-	-	-	-	-	-	-	-	-	-	-

	D	D	D	D	J	J	J	J	J	F	F	F	F	M	M	M	M
1981-82	PS	1	8	15	22	29	5	12	19	26	2	9	16	23	2	9	
Alabama	20	17	16	14	12	12	16	13	16	13	8	10	19	17	18	13	
*Arkansas	18	13	11	9	6	5	11	9	15	12	14	8	17	15	14	12	
Georgia	16	-	-	-	-	-	-	-	-	-	-	-	-	-	-	-	
Kentucky	3	2	2	2	2	4	3	6	9	7	9	12	10	7	15	15	
LSU	17	-	-	-	-	-	-	-	-	-	-	-	-	-	-	-	
*Missouri	15	16	13	11	9	7	4	2	2	1	1	4	4	5	5	5	
Tennessee	-	-	-	-	-	-	-	-	20	15	16	-	-	19	-	-	

	N	D	D	D	J	J	J	J	J	F	F	F	F	M	M	M	M					
1982-83	PS	30	7	14	21	28	4	11	18	25	1	8	15	22	1	8	15	22	1	8	15	22
Alabama	12	13	13	11	10	8	6	5	10	-	-	-	-	-	-	-	-					
*Arkansas	17	16	16	15	13	12	11	10	7	4	12	9	8	7	6	5	6	9				
Auburn	-	-	-	-	-	-	-	-	-	20	-	-	-	-	-	-	-					
Georgia	-	-	-	-	-	-	-	-	-	-	19	-	-	-	-	-	18					
Kentucky	4	3	3	2	2	2	3	3	6	11	10	15	13	11	10	7	10	12				
*Missouri	15	9	9	8	8	6	12	15	14	12	13	10	10	12	15	13	12	10				
Tennessee	13	14	14	14	11	9	8	12	18	-	-	-	-	-	20	-	-					

	N	D	D	D	J	J	J	J	J	F	F	F	F	M	M	M	M
1983-84	PS	29	6	13	20	27	3	10	17	24	31	7	14	21</			



ASSOCIATED PRESS POLL HISTORY

	N	N	N	D	D	D	D	J	J	J	J	J	F	F	F	F	M	M	M	
2007-08	PS	13	20	27	4	11	18	25	1	8	15	22	29	5	12	19	26	4	11	18
Arkansas	19	18	-	-	-	-	-	-	-	-	-	-	-	-	-	-	-	-	-	-
Florida	-	-	25	-	-	-	-	-	-	-	-	-	-	20	-	-	-	-	-	-
Kentucky	20	-	-	-	-	-	-	-	-	-	-	-	-	-	-	-	-	-	-	-
Ole Miss	-	-	-	-	-	-	22	18	16	18	17	24	-	-	-	-	-	-	-	-
Tennessee	7	7	7	11	10	12	12	11	8	8	6	3	7	7	4	2	1	4	4	5
*Texas A&M	16	15	16	9	16	14	14	14	12	11	10	18	23	18	16	22	-	-	-	-
Vanderbilt	-	-	-	-	23	20	17	15	15	13	16	14	19	23	24	20	18	16	18	19

	N	N	N	D	D	D	D	J	J	J	J	J	F	F	F	F	M	M	M	
2008-09	PS	17	24	1	8	15	22	29	5	12	19	26	2	9	16	23	2	9	16	
Florida	19	18	17	23	-	-	-	-	-	24	-	-	-	-	-	-	-	-	-	-
Kentucky	-	-	-	-	-	-	-	-	-	-	-	24	-	-	-	-	-	-	-	-
LSU	-	-	-	-	-	-	-	-	-	-	-	-	23	18	12	20	21	-	-	-
*Missouri	-	-	-	-	-	25	-	-	-	-	-	-	17	11	11	15	14	9	-	-
Tennessee	14	14	12	10	8	16	16	14	15	24	-	-	-	-	-	-	-	-	-	-

	N	N	N	D	D	D	D	J	J	J	J	J	F	F	F	F	M	M	M	
2009-10	PS	16	23	30	7	14	21	28	4	11	18	25	1	8	15	22	1	8	15	
Florida	-	-	13	10	13	18	-	-	-	-	-	-	-	-	-	-	-	-	-	-
Kentucky	4	4	5	5	4	3	3	3	2	2	1	4	3	2	2	3	2	2	2	2
Ole Miss	-	-	-	25	20	15	16	14	21	22	18	25	-	-	-	-	-	-	-	-
Mississippi State	18	-	-	-	-	-	-	-	-	23	-	-	-	-	-	-	-	-	-	-
Tennessee	10	10	9	11	9	9	16	14	16	9	8	14	14	12	20	19	16	15	15	
*Texas A&M	-	-	-	19	16	23	19	-	-	-	-	-	-	24	22	23	23	23	23	
Vanderbilt	-	-	24	-	-	-	-	-	-	-	21	18	22	17	16	13	20	21	-	-

	N	N	N	D	D	D	D	J	J	J	J	J	F	F	F	F	M	M	M	
2010-11	PS	15	22	29	6	13	20	27	3	10	17	24	31	7	14	21	28	7	14	
Florida	9	9	16	18	-	-	20	-	-	-	-	24	-	17	14	13	14	12	15	
Georgia	-	-	-	-	-	-	-	24	-	-	-	-	-	-	-	-	-	-	-	-
Kentucky	11	12	8	10	17	17	13	11	10	13	12	14	10	18	22	22	20	15	11	
*Missouri	15	15	11	9	15	13	9	10	9	15	13	11	14	19	20	20	22	-	-	
Tennessee	23	24	24	13	11	7	19	-	-	-	-	-	-	-	-	-	-	-	-	
*Texas A&M	-	-	-	-	25	25	18	16	14	11	13	16	22	21	21	24	-	24	-	
Vanderbilt	-	-	-	-	-	24	22	-	-	19	23	23	18	18	21	-	25	-	-	

	N	N	N	D	D	D	D	J	J	J	J	J	F	F	F	F	M	M	M	
2011-12	PS	14	21	28	5	12	19	26	2	9	16	23	30	6	13	20	27	6	13	
Alabama	19	16	13	12	16	23	-	-	-	-	-	-	-	-	-	-	-	-	-	-
Florida	8	7	10	10	12	13	11	10	13	19	17	14	12	8	14	12	16	22	25	
Kentucky	2	2	1	1	3	3	2	2	2	1	1	1	1	1	1	1	1	1	1	
Mississippi State	-	-	24	21	17	17	18	15	15	20	18	18	22	20	-	-	-	-	-	
*Missouri	25	24	21	13	10	10	9	8	7	9	5	2	4	4	3	3	7	5	3	
Vanderbilt	7	18	18	20	-	25	-	-	-	-	-	25	-	-	-	-	-	-	20	

	N	N	N	D	D	D	D	J	J	J	J	J	F	F	F	F	M	M	M	
2012-13	PS	12	19	26	3	10	17	24	31	7	14	21	28	4	11	18	25	4	11	18
Florida	10	10	7	7	6	5	8	14	13	11	10	8	4	2	7	5	8	11	13	14
Kentucky	3	3	8	8	-	-	-	-	-	-	-	-	-	25	-	-	-	-	-	-
Ole Miss	-	-	-	-	-	-	-	-	-	-	-	23	16	-	-	-	-	-	-	-
Missouri	15	14	13	16	12	12	12	7	12	10	17	22	17	21	-	-	-	-	-	-

	N	N	N	D	D	D	D	J	J	J	J	J	F	F	F	F	M	M	M	
2013-14	PS	11	18	25	2	9	16	23	30	6	13	20	27	3	10	17	24	3	10	17
Florida	10	11	16	15	15	19	16	13	12	10	7	6	3	3	3	2	1	1	1	1
Kentucky	1	1	4	3	3	11	19	18	15	14	13	14	11	18	14	18	17	25	-	-
Missouri	-	-	-	-	24	23	25	25	21	-	-	-	-	-	-	-	-	-	-	-

	N	N	N	D	D	D	D	J	J	J	J	J	F	F	F	F	M	M	M	
2014-15	PS	17	24	1	8	15	22	29	5	12	19	26	2	9	16	23	2	9	16	
Arkansas	-	-	25	18	-	-	-	23	19	-	-	-	24	18	18	18	21	21	-	-
Florida	7	8	18	-	-	-	-	-	-	-	-	-	-	-	-	-	-	-	-	-
Kentucky	1	1	1	1	1	1	1	1	1	1	1	1	1	1	1	1	1	1	1	1

	N	N	N	D	D	D	D	J	J	J	J	J	F	F	F	F	M	M	M
2015-16	PS	16	23	30	7	14	21	28	4	11	18	25	1	8	15	22	29	7	14
Kentucky	2	2	1	1	5	4	12	10	9	14	23	20	20	22	14	16	22	16	10
LSU	21	23	22	-	-	-	-	-	-	-	-	-	-	-	-	-	-	-	-
South Carolina	-	-	-	-	25	24	22	19	24	-	25	-	-	-	-	-	-	-	-
Texas A&M	-	-	T25	18	-	24	21	20	21	15	10	5	8	15	-	21	20	17	15
Vanderbilt	18	17	19	16	21	-	-	-	-	-	-	-	-	-	-	-	-	-	-

	N	N	N	D	D	D	D	J	J	J	J	J	F	F	F	F	M	M	M	
2016-17	PS	14	21	28	5	12	19	26	2	9	16	23	30	6	13	20	27	6	13	
Florida	-	-	24	21	-	-	25	24	23	19	25	24	17	15	13	12	17	20	-	-
Kentucky	2	2	1	1	6	6	6	8	6	6	5	4	8	15	13	11	9	8	6	6
South Carolina	-	-	20	19	16	22	-	-	-	24	23	19	19	21	-	-	-	-	-	-

	N	N	N	D	D	D	D	J	J	J	J	J	F	F	F	F	M	M	M	
2017-18	PS	13	20	27	4	11	18	25	1	8	15	22	29	5	12	19	26	5	12	
Alabama	-	-	25	24	-	-	-	-	-	22	-	-	-	-	-	-	-	-	-	-
Arkansas	-	-	-	-	-	-	-	-	22	-	-	-	-	-	-	-	-	-	-	-
Auburn	-	-	-	-	-	-	-	-	22	17	19	11	8	10	12	14	16	19	-	-
Florida	8	8	8	6	5	22	-	-	-	20	23	-	-	-	-	-	23	23	-	-
Kentucky	5	7	7	7	7	8	7	16	17	21	18	-	21	24	-	-	23	-	18	-
Tennessee	-	-	-	24	20	21	19	23	24	21	22	18	15	18	19	16	13	13	-	-
Texas A&M	25	16	9	7	9	8	5	11	-	-	-	-	-	21	-	-	-	-	-	-

	N	N	N	D	D	D	D	J	J	J	J	J	F	F	F	F	M	M	M	
2018-19	PS	12	19	26	3	10	17	24	31	7	14	21	28	4	11	18	25	4	11	18
Auburn	11	9	8	8	8	8	7													

Naismith Memorial Basketball Hall of Fame

1959	Walter Meanwell, Missouri
1964	Ken Loeffler, Texas A&M
1969	Adolph Rupp, Kentucky
1971	Bob Pettit, LSU
1977	Frank McGuire, South Carolina
1978	Cliff Hagan, Kentucky
1982	Frank Ramsey, Kentucky
1987	Pete Maravich, LSU
1993	Dan Issel, Kentucky
1997	Alex English, South Carolina
	Bailey Howell, Mississippi State
2000	C.M. Newton, Alabama/Kentucky/Vanderbilt
2006	Charles Barkley, Auburn
	Dominique Wilkins, Georgia
2008	Pat Riley, Kentucky
2013	Bernard King, Tennessee
	Rick Pitino, Kentucky
2014	Nolan Richardson, Arkansas
2015	John Calipari, Kentucky
	Louie Dampier, Kentucky
2016	Shaquille O'Neal, LSU
2019	Sidney Moncrief, Arkansas

National Collegiate Basketball Hall of Fame

2006	Charles Barkley, Auburn
	Alex English, South Carolina
	Cliff Hagan, Kentucky
	Bailey Howell, Mississippi State
	Dan Issel, Kentucky
	Ken Loeffler, Texas A&M
	Pete Maravich, LSU
	Frank McGuire, South Carolina
	Walter Meanwell, Missouri
	C.M. Newton, Alabama/Kentucky/Vanderbilt
	Bob Pettit, LSU
	Frank Ramsey, Kentucky
	Dominique Wilkins, Georgia
2007	Norm Stewart, Missouri
2008	Nolan Richardson, Arkansas
2011	Eddie Sutton, Kentucky
2012	Joe B. Hall, Kentucky
	Joe Dean, LSU
2014	Dale Brown, LSU
	Shaquille O'Neal
2018	Sidney Moncrief, Arkansas

John Bunn Award*

C.M. Newton, Kentucky

**Highest honor given for lifetime achievement outside induction*

NBA 50th Anniversary Team

Charles Barkley, Auburn
Pete Maravich, LSU
Shaquille O'Neal, LSU
Bob Pettit, LSU

NBA 75th Anniversary Team

Charles Barkley, Auburn
Anthony Davis, Kentucky
Pete Maravich, LSU
Shaquille O'Neal, LSU
Bob Pettit, LSU
Dominique Wilkins, Georgia

Naismith Outstanding Contribution to Basketball Award

C.M. Newton, Kentucky

SEC Olympians

1948	Clifford Barker, Kentucky
	Ralph Beard, Kentucky
	Gordon Carpenter, Arkansas
	Alex Groza, Kentucky
	Wallace Jones, Kentucky
	R.C. Pitts, Arkansas
	Kenneth Rollins, Kentucky
1952	Dan Pippin, Missouri
1956	William Evans, Kentucky
1960	Adrian Smith, Kentucky
1964	Richard Davies, LSU
1972	Kevin Joyce, South Carolina
1976	Ernie Grunfeld, Tennessee
1980	Sam Bowie, Kentucky
1984	Vern Fleming, Georgia
	Joe Kleine, Arkansas
	Alvin Robertson, Arkansas
	Jeff Turner, Vanderbilt
1988	Willie Anderson, Georgia
1992	Charles Barkley, Auburn
1996	Charles Barkley, Auburn
	Shaquille O'Neal, LSU
2000	Allan Houston, Tennessee
	Antonio McDyess, Alabama
2008	Tayshaun Prince, Kentucky
2012	Anthony Davis, Kentucky
2016	DeMarcus Cousins, Kentucky
	DeAndre Jordan, Texas A&M
2020	Bam Adebayo, Kentucky
	Devin Booker, Kentucky
	Keldon Johnson, Kentucky
	Khris Middleton, Texas A&M

National Player Of The Year

Associated Press

1970	Pete Maravich, LSU
1991	Shaquille O'Neal, LSU
2012	Anthony Davis, Kentucky
2022	Oscar Tshiebwe, Kentucky

United Press International

1970	Pete Maravich, LSU
1991	Shaquille O'Neal, LSU

Adolph Rupp Cup

2010	John Wall, Kentucky
2012	Anthony Davis, Kentucky

USBWA

1969	Pete Maravich, LSU
1970	Pete Maravich, LSU
2012	Anthony Davis, Kentucky
2022	Oscar Tshiebwe, Kentucky

Naismith Award

2012	Anthony Davis, Kentucky
2022	Oscar Tshiebwe, Kentucky

John R. Wooden Award

2012	Anthony Davis, Kentucky
2022	Oscar Tshiebwe, Kentucky

Sporting News

1970	Pete Maravich, LSU
2012	Anthony Davis, Kentucky
2022	Oscar Tshiebwe, Kentucky

Basketball Times

2012	Anthony Davis, Kentucky
------	-------------------------

National Freshman Of The Year

NABC

2022	Jabari Smith, Auburn
2023	Brandon Miller, Alabama

USBWA

1989	Chris Jackson, LSU
2010	John Wall, Kentucky
2012	Anthony Davis, Kentucky
2016	Ben Simmons, LSU
2022	Jabari Smith, Auburn
2023	Brandon Miller, Alabama

National Defensive Player Of The Year

NABC

2010	Jarvis Varnado, Mississippi St
2012	Anthony Davis, Kentucky
2015	Willie Cauley-Stein, Kentucky
2022	Walker Kessler, Auburn

Senior CLASS Award

2008	Shan Foster, Vanderbilt
------	-------------------------

Academic All-America – First Team

1964	Bill Robinette, Texas A&M
1966	Louie Dampier, Kentucky
1967	Louie Dampier, Kentucky
1968	Bill Justus, Tennessee
1969	Larry Conley, Kentucky
1970	Dan Issel, Kentucky
	Mike Pratt, Kentucky
	John Roche, South Carolina
1971	Mike Casey, Kentucky
	John Roche, South Carolina
1975	Jimmy Dan Conner, Kentucky
	Jeff Fosnes, Vanderbilt
	Bob Guyette, Kentucky
	Dave Shepherd, Ole Miss
1976	Jeff Fosnes, Vanderbilt
1978	Jim Counce, Arkansas
1979	Kyle Macy, Kentucky
1983	Steve Stipanovich, Missouri
1988	Alec Kessler, Georgia
1989	Alec Kessler, Georgia
1990	Alec Kessler, Georgia
1993	Bruce Elder, Vanderbilt
	Lang Wiseman, Tennessee
2002	Matt Bonner, Florida
2003	Matt Bonner, Florida
2007	Lee Humphrey, Florida
2017	Canyon Berry, Florida
2019	Skylar Mays, LSU
2020	Skylar Mays, LSU

Academic All-America – Second Team

1964	Jim Caldwell, Georgia Tech
	Larry Conley, Kentucky
1968	Jim Youngblood, Georgia
1970	Andy Owens, Florida
1971	Tom Parker, Kentucky
1984	John Tudor, LSU
1987	Chad Kessler, Georgia
1991	Steve Grant, Vanderbilt
1992	Bruce Elder, Vanderbilt
	Lang Wiseman, Tennessee
1996	Frank Seckar, Vanderbilt
2006	Lee Humphrey, Florida
2013	Patric Young, Florida
2015	Levi Randolph, Alabama
2017	Luke Kornet, Vanderbilt
2018	Skylar Mays, LSU
2023	Kobe Brown, Missouri



NATIONAL HONORS

Academic All-America of the Year – GTE

1989 Alec Kessler, Georgia
 1990 Alec Kessler, Georgia
 1993 Bruce Elder, Vanderbilt

Academic All-America of the Year – CoSIDA

2002 Matt Bonner, Florida
 2003 Matt Bonner, Florida
 2017 Canyon Berry, Florida
 2020 Skylar Mays, LSU

Scholar-Athlete of the Year – USBWA

1989 Alec Kessler, Georgia
 1990 Alec Kessler, Georgia

Scholar-Athlete of the Year – NABC

1990 Alec Kessler, Georgia

NCAA Postgraduate Scholarship Recipients

1965 McCarthy Crenshaw, Georgia
 1970 Andy Owens, Florida
 1973 Tony Miller, Florida
 1975 Bob Guyette, Kentucky
 1976 Jeff Fosnes, Vanderbilt
 Rich Knarr, Mississippi State
 Gary Redding, Auburn
 1987 Chad Kessler, Georgia
 1990 Alec Kessler, Georgia
 1993 Lang Wiseman, Tennessee
 1996 Mark Pope, Kentucky
 2003 Matthew Bonner, Florida
 2007 Lee Humphrey, Florida
 2017 Canyon Barry, Florida

National Coach of the Year

1959 Adolph Rupp, Kentucky (UPI)
 1966 Adolph Rupp, Kentucky (UPI, USBWA)
 1981 Dale Brown, LSU (Sporting News)
 1986 Eddie Sutton, Kentucky (AP, NABC)
 1987 Rick Pitino, Kentucky (Sporting News)
 1990 Rick Pitino, Kentucky (Basketball Times)
 1991 Rick Pitino, Kentucky (Sporting News)
 1993 Eddie Fogler, Vanderbilt (Consensus)
 1994 Nolan Richardson, Arkansas (Chevrolet/CBS, Atlanta Tipoff Club, Kodak)
 1998 Tubby Smith, Kentucky (Basketball Weekly)
 1999 Cliff Ellis, Auburn (Consensus)
 2000 Jerry Green, Tennessee (CBSsportsline.com)
 Rod Barnes, Ole Miss (Naismith, CollegenInsider.com)
 2003 Tubby Smith, Kentucky (AP, Basketball Times, Chevrolet/CBS, CNNSI.com, ESPN, FoxSports.com, NABC, Naismith, Sporting News, USBWA)
 2005 Tubby Smith, Kentucky (CollegenInsider.com)
 2006 Bruce Pearl, Tennessee (Basketball Times, CBSsportsline.com, Sporting News)
 2008 Bruce Pearl, Tennessee (Adolph Rupp)
 2010 John Calipari, Kentucky (Adolph Rupp)
 2015 John Calipari, Kentucky (NABC, Naismith, Basketball Times, Adolph Rupp)
 2017 Frank Martin, South Carolina (CollegenInsider.com)
 2019 Rick Barnes (Naismith, USBWA)

National Champions

1947 Adolph Rupp, Kentucky (NIT)
 1948 Adolph Rupp, Kentucky (NCAA)
 1949 Adolph Rupp, Kentucky (NCAA)
 1951 Adolph Rupp, Kentucky (NCAA)
 1958 Adolph Rupp, Kentucky (NCAA)
 1976 Joe B. Hall, Kentucky (NIT)
 1978 Joe B. Hall, Kentucky (NCAA)
 1990 Eddie Fogler, Vanderbilt (NIT)
 1994 Nolan Richardson, Arkansas (NCAA)
 1996 Rick Pitino, Kentucky (NCAA)
 1998 Tubby Smith, Kentucky (NCAA)
 2005 Dave Odom, South Carolina (NIT)
 2006 Billy Donovan, Florida (NCAA)
 2006 Dave Odom, South Carolina (NIT)
 2007 Billy Donovan, Florida (NCAA)
 2012 John Calipari, Kentucky (NCAA)

NCAA Final Four Coaches

1942 Adolph Rupp, Kentucky
 1948 Adolph Rupp, Kentucky
 1949 Adolph Rupp, Kentucky
 1951 Adolph Rupp, Kentucky
 1953 Harry Rabenhorst, LSU
 1958 Adolph Rupp, Kentucky
 1966 Adolph Rupp, Kentucky
 1975 Joe B. Hall, Kentucky
 1978 Joe B. Hall, Kentucky
 1981 Dale Brown, LSU
 1983 Hugh Durham, Georgia
 1984 Joe B. Hall, Kentucky
 1986 Dale Brown, LSU
 1993 Rick Pitino, Kentucky
 1994 Nolan Richardson, Arkansas
 Lon Kruger, Florida
 1995 Nolan Richardson, Arkansas
 1996 Rick Pitino, Kentucky
 Richard Williams, Mississippi State
 1997 Rick Pitino, Kentucky
 1998 Tubby Smith, Kentucky
 2000 Billy Donovan, Florida
 2006 Billy Donovan, Florida
 John Brady, LSU
 2007 Billy Donovan, Florida
 2011 John Calipari, Kentucky
 2012 John Calipari, Kentucky
 2014 Billy Donovan, Florida
 John Calipari, Kentucky
 John Calipari, Kentucky
 2015 John Calipari, Kentucky
 2017 Frank Martin, South Carolina
 2019 Bruce Pearl, Auburn

NIT Semifinal Coaches

1944 Adolph Rupp, Kentucky
 1946 Adolph Rupp, Kentucky
 1947 Adolph Rupp, Kentucky
 1969 Ray Mears, Tennessee
 1973 C.M. Newton, Alabama
 1976 Joe B. Hall, Kentucky
 1977 C.M. Newton, Alabama
 1979 C.M. Newton, Alabama
 1982 Hugh Durham, Georgia
 1985 Don DeVoe, Tennessee
 1986 Norm Sloan, Florida
 1990 Eddie Fogler, Vanderbilt
 1992 Lon Kruger, Florida
 1994 Jan van Breda Kolff, Vanderbilt
 1996 David Hobbs, Alabama
 1997 Nolan Richardson, Arkansas
 1998 Ron Jirsa, Georgia
 2001 Mark Gottfried, Alabama
 2002 Dave Odom, South Carolina
 2005 Dave Odom, South Carolina
 2006 Dave Odom, South Carolina
 2007 Rick Stansbury, Mississippi State
 2008 Billy Donovan, Florida
 Andy Kennedy, Ole Miss
 2010 Andy Kennedy, Ole Miss
 2011 Anthony Grant, Alabama
 2018 Ben Howland, Mississippi State
 2021 Ben Howland, Mississippi State
 2022 Buzz Williams, Texas A&M

SEC Player Of The Year – Coaches

1987 Derrick McKey, Alabama
 1988 Will Perdue, Vanderbilt
 1989 Chris Jackson, LSU
 1990 Chris Jackson, LSU
 1991 Shaquille O'Neal, LSU
 1992 Shaquille O'Neal, LSU
 1993 Jamal Mashburn, Kentucky
 1994 Corliss Williamson, Arkansas
 1995 Corliss Williamson, Arkansas
 1996 Tony Delk, Kentucky
 1997 Ron Mercer, Kentucky
 1998 Ansu Sesay, Ole Miss
 1999 Chris Porter, Auburn
 2000 Dan Langhi, Vanderbilt
 2001 Tayshaun Prince, Kentucky
 2002 Erwin Dudley, Alabama
 2003 Keith Bogans, Kentucky
 2004 Lawrence Roberts, Mississippi St.
 2005 Brandon Bass, LSU
 2006 Glen Davis, LSU
 2007 Derrick Byars, Vanderbilt
 2008 Shan Foster, Vanderbilt
 2009 Marcus Thornton, LSU
 2010 John Wall, Kentucky
 2011 Chandler Parsons, Florida
 2012 Anthony Davis, Kentucky
 2013 Kentavious Caldwell-Pope, Georgia
 2014 Scottie Wilbekin, Florida
 2015 Bobby Portis, Arkansas
 2016 Tyler Ulis, Kentucky
 2017 Sindarius Thornwell, South Carolina
 2018 Grant Williams, Tennessee
 2019 Grant Williams, Tennessee
 2020 Immanuel Quickley, Kentucky
 2021 Herbert Jones, Alabama
 2022 Oscar Tshiebwe, Kentucky
 2023 Brandon Miller, Alabama

SEC Player Of The Year – Associated Press

1965 Clyde Lee, Vanderbilt
 1966 Pat Riley, Kentucky
 1967 Ron Widby, Tennessee
 1968 Pete Maravich, LSU
 1969 Pete Maravich, LSU
 1970 Pete Maravich, LSU
 1971 Johnny Neumann, Ole Miss
 1972 Tom Parker, Kentucky
 1973 Wendell Hudson, Alabama
 Kevin Grevey, Kentucky
 1974 Jan van Breda Kolff, Vanderbilt
 1975 Kevin Grevey, Kentucky
 1976 Bernard King, Tennessee
 1977 Ernie Grunfeld, Tennessee
 Bernard King, Tennessee
 1978 Reggie King, Alabama
 1979 Reggie King, Alabama
 1980 Kyle Macy, Kentucky
 1981 Dominique Wilkins, Georgia
 1982 Dale Ellis, Tennessee
 1983 Dale Ellis, Tennessee
 1984 Charles Barkley, Auburn
 1985 Kenny Walker, Kentucky
 1986 Kenny Walker, Kentucky
 1987 Derrick McKey, Alabama
 1988 Will Perdue, Vanderbilt
 1989 Chris Jackson, LSU
 1990 Chris Jackson, LSU
 1991 Shaquille O'Neal, LSU
 1992 Shaquille O'Neal, LSU

1993 Jamal Mashburn, Kentucky
 Bill McCaffrey, Vanderbilt
 1994 Corliss Williamson, Arkansas
 1995 Corliss Williamson, Arkansas
 1996 Tony Delk, Kentucky
 1997 Ron Mercer, Kentucky
 1998 Ansu Sesay, Ole Miss
 1999 Chris Porter, Auburn
 2000 Stromile Swift, LSU
 Dan Langhi, Vanderbilt
 2001 Tayshaun Prince, Kentucky
 2002 Erwin Dudley, Alabama
 2003 Ron Slay, Tennessee
 2004 Lawrence Roberts, Mississippi St.
 2005 Brandon Bass, LSU
 2006 Glen Davis, LSU
 2007 Chris Lofton, Tennessee
 2008 Shan Foster, Vanderbilt
 2009 Marcus Thornton, LSU
 2010 John Wall, Kentucky
 2011 Chandler Parsons, Florida
 2012 Anthony Davis, Kentucky
 2013 Kentavious Caldwell-Pope, Georgia
 2014 Scottie Wilbekin, Florida
 2015 Bobby Portis, Arkansas
 2016 Tyler Ulis, Kentucky
 2017 Malik Monk, Kentucky
 2018 Yante Maten, Georgia
 2019 Grant Williams, Tennessee
 2020 Mason Jones, Arkansas
 Reggie Perry, Mississippi State
 2021 Herbert Jones, Alabama
 2022 Oscar Tshiebwe, Kentucky
 2023 Brandon Miller, Alabama

SEC Player Of The Year – UPI

1965 Clyde Lee, Vanderbilt
 1966 Clyde Lee, Vanderbilt
 1967 Ron Widby, Tennessee
 1968 Pete Maravich, LSU
 1969 Pete Maravich, LSU
 1970 Pete Maravich, LSU
 1971 Johnny Neumann, Ole Miss
 1972 Mike Edwards, Tennessee
 1973 Wendell Hudson, Alabama
 1974 Jan van Breda Kolff, Vanderbilt
 1975 Bernard King, Tennessee
 1976 Bernard King, Tennessee
 1977 Ernie Grunfeld, Tennessee
 1978 Reggie King, Alabama
 1979 Reggie King, Alabama
 1980 Kyle Macy, Kentucky
 1981 Dominique Wilkins, Georgia
 1982 Dale Ellis, Tennessee
 1983 Jeff Malone, Mississippi State
 1984 Charles Barkley, Auburn
 1985 Kenny Walker, Kentucky
 1986 Kenny Walker, Kentucky
 1987 Derrick McKey, Alabama
 Tony White, Tennessee
 1988 Will Perdue, Vanderbilt
 1989 Chris Jackson, LSU
 1990 Chris Jackson, LSU
 1991 Shaquille O'Neal, LSU
 1992 Shaquille O'Neal, LSU

NOTE: UPI discontinued awarding its SEC Player of the Year after the 1992 season

SEC Defensive Player Of The Year – Coaches

2004 Rashad Wright, Georgia
 2005 Chuck Hayes, Kentucky
 2006 Corey Brewer, Florida
 Tyrus Thomas, LSU
 2007 Steven Hill, Arkansas
 2008 Jarvis Varnado, Mississippi State
 2009 Jarvis Varnado, Mississippi State
 2010 Jarvis Varnado, Mississippi State
 2011 Sam Muldrow, South Carolina
 2012 Anthony Davis, Kentucky
 2013 Nerlens Noel, Kentucky
 2014 Patric Young, Florida
 2015 Willie Cauley-Stein, Kentucky
 2016 Tyler Ulis, Kentucky
 2017 Robert Williams, Texas A&M
 2018 Chris Silva, South Carolina
 Robert Williams, Texas A&M
 2019 Ashton Hagans, Kentucky
 Tremont Waters, LSU
 2020 Yves Pons, Tennessee
 2021 Herbert Jones, Alabama
 2022 Walker Kessler, Auburn
 2023 Liam Robbins, Vanderbilt

SEC Sixth-Man Player Of The Year – Coaches

2004 Scott Hundley, Vanderbilt
 2005 Todd Abernethy, Ole Miss
 2006 Eric Ferguson, Arkansas
 2007 Chris Richard, Florida
 2008 J.P. Prince, Tennessee
 2009 Brandis Raley-Ross, South Carolina
 2010 John Jenkins, Vanderbilt
 2011 Brian Williams, Tennessee
 2012 Darius Miller, Kentucky
 2013 Kyle Wiltjer, Kentucky
 2014 Dorian Finney-Smith, Florida
 2015 Devin Booker, Kentucky
 2016 Duame Notice, South Carolina
 2017 Canyon Berry, Florida
 2018 Jontay Porter, Missouri
 Lamonté Turner, Tennessee
 2019 Hassani Gravett, South Carolina
 2020 Tyson Carter, Mississippi State
 2021 JD Notae, Arkansas
 2022 Tari Eason, LSU
 2023 Jahvon Quinerly, Alabama
 Antonio Reeves, Kentucky

SEC Freshman Player Of The Year – Coaches

2001 Justin Reed, Ole Miss
 2002 Maurice Williams, Alabama
 2003 Anthony Roberson, Florida
 2004 Brandon Bass, LSU
 2005 Glen Davis, LSU
 2006 Tyrus Thomas, LSU
 2007 Patrick Beverley, Arkansas
 2008 Nick Calathes, Florida
 Patrick Patterson, Kentucky
 2009 Terrico White, Ole Miss
 2010 DeMarcus Cousins, Kentucky
 2011 Terrence Jones, Kentucky
 2012 Anthony Davis, Kentucky
 2013 Nerlens Noel, Kentucky
 2014 Julius Randle, Kentucky
 2015 Karl-Anthony Towns, Kentucky
 2016 Ben Simmons, LSU
 2017 Malik Monk, Kentucky
 2018 Collin Sexton, Alabama

Kevin Knox, Kentucky
 2019 Keldon Johnson, Kentucky
 2020 Anthony Edwards, Georgia
 2021 Moses Moody, Arkansas
 2022 Jabari Smith, Auburn
 2023 Brandon Miller, Alabama

SEC Newcomer Of The Year – Associated Press

1998 Jumaine Jones, Georgia
 Tony Harris, Tennessee
 1999 Chris Porter, Auburn
 2000 Joe Johnson, Arkansas
 2001 Justin Reed, Ole Miss
 2002 Jarvis Hayes, Georgia
 2003 Anthony Roberson, Florida
 2004 Lawrence Roberts, Mississippi State
 2005 Glen Davis, LSU
 2006 Tyrus Thomas, LSU
 2007 Patrick Beverley, Arkansas
 2008 Nick Calathes, Florida
 2009 Terrico White, Ole Miss
 2010 John Wall, Kentucky
 2011 Terrence Jones, Kentucky
 2012 Anthony Davis, Kentucky
 2013 Marshall Henderson, Ole Miss
 2014 Julius Randle, Kentucky
 2015 Karl-Anthony Towns, Kentucky
 2016 Ben Simmons, LSU
 2017 Malik Monk, Kentucky
 2018 Collin Sexton, Alabama
 2019 Tyler Herro, Kentucky
 2020 Anthony Edwards, Georgia
 2021 Moses Moody, Arkansas
 2022 Jabari Smith, Auburn
 2023 Brandon Miller, Alabama

SEC Scholar-Athlete Of The Year – Coaches

2004 Shane Power, Mississippi State
 2005 Brandon Bass, LSU
 2006 Lee Humphrey, Florida
 2007 Lee Humphrey, Florida
 2008 Dave Bliss, Georgia
 2009 Justin Knox, Alabama
 2010 Ray Shipman, Florida
 2011 Riley Benock, Mississippi State
 2012 Patric Young, Florida
 2013 Patric Young, Florida
 2014 Patric Young, Florida
 2015 Levi Randolph, Alabama
 2016 Retin Obasohan, Alabama
 2017 Luke Kornet, Vanderbilt
 2018 Juwan Parker, Georgia
 2019 Skylar Mays, LSU
 2020 Skylar Mays, LSU
 2021 Dylan Disu, Vanderbilt
 2022 Jordan Wright, Vanderbilt
 2023 Kobe Brown, Missouri



SEC HONORS

Academic/Community Service SEC Scholar-Athlete

- 1991 David Midlick, Ole Miss
 - 1993 Lang Wiseman, Tennessee*
 - 1994 William Fitzgerald, Ole Miss
 - 1996 Mark Pope, Kentucky
 - 1999 Jon Nordin, Georgia
 - 2003 Matt Bonner, Florida*
 - 2003 Terrance Meade, Alabama
 - 2005 John Chappell, South Carolina
- *H. Boyd McWhorter SEC Male Scholar-Athlete of the Year*

Brad Davis SEC Community Service Leader of the Year

- 1999 BJ McKie, South Carolina
- 2004 Michael Boynton, South Carolina
- 2014 Patric Young, Florida

SEC Coach Of The Year – Coaches

(Selected by Coaches Sponsored by the Knoxville News-Sentinel through the 1998 season)

- 1964 Adolph Rupp, Kentucky
- 1965 Roy Skinner, Vanderbilt
- 1966 Adolph Rupp, Kentucky
- 1967 Ray Mears, Tennessee
- 1968 Adolph Rupp, Kentucky
- 1969 Adolph Rupp, Kentucky
- 1970 Adolph Rupp, Kentucky
- 1971 Adolph Rupp, Kentucky
- 1972 Adolph Rupp, Kentucky
- 1973 Joe B. Hall, Kentucky
- 1974 Roy Skinner, Vanderbilt
- 1975 Joe B. Hall, Kentucky
- C.M. Newton, Alabama
- 1976 C.M. Newton, Alabama
- 1977 Ray Mears, Tennessee
- 1978 Joe B. Hall, Kentucky
- 1979 Dale Brown, LSU
- 1980 Bob Weltlich, Ole Miss
- 1981 Don DeVoe, Tennessee
- 1982 Don DeVoe, Tennessee
- 1983 Joe B. Hall, Kentucky
- Lee Hunt, Ole Miss
- 1984 Sonny Smith, Auburn
- 1985 Hugh Durham, Georgia
- 1986 Not Accepted
- 1987 Wimp Sanderson, Alabama
- 1988 Sonny Smith, Auburn
- 1989 Wimp Sanderson, Alabama
- 1990 Hugh Durham, Georgia
- Tommy Joe Eagles, Auburn
- 1991 Richard Williams, Mississippi State
- 1992 Lon Kruger, Florida
- 1993 Eddie Fogler, Vanderbilt
- 1994 Lon Kruger, Florida
- 1995 Richard Williams, Mississippi State
- 1996 Rick Pitino, Kentucky
- 1997 Eddie Fogler, South Carolina
- 1998 Nolan Richardson, Arkansas
- 1999 Cliff Ellis, Auburn
- 2000 John Brady, LSU
- 2001 Rod Barnes, Ole Miss
- 2002 Mark Gottfried, Alabama
- 2003 Tubby Smith, Kentucky
- 2004 Dave Odom, South Carolina
- 2005 Tubby Smith, Kentucky
- 2006 John Brady, LSU
- 2007 Kevin Stallings, Vanderbilt
- 2008 Billy Gillispie, Kentucky

- Bruce Pearl, Tennessee
- 2009 Trent Johnson, LSU
- 2010 Kevin Stallings, Vanderbilt
- 2011 Billy Donovan, Florida
- 2012 John Calipari, Kentucky
- 2013 Billy Donovan, Florida
- 2014 Billy Donovan, Florida
- 2015 John Calipari, Kentucky
- 2016 Billy Kennedy, Texas A&M
- 2017 Mike White, Florida
- 2018 Rick Barnes, Tennessee
- 2019 Kermit Davis, Ole Miss
- 2020 John Calipari, Kentucky
- 2021 Nate Oats, Alabama
- 2022 Bruce Pearl, Auburn
- 2023 Buzz Williams, Texas A&M
- Jerry Stackhouse, Vanderbilt

SEC Coach Of The Year – Associated Press

- 1960 Joel Eaves, Auburn
- 1961 Babe McCarthy, Mississippi State
- 1962 Babe McCarthy, Mississippi State
- 1964 Adolph Rupp, Kentucky
- 1965 Roy Skinner, Vanderbilt
- 1966 Adolph Rupp, Kentucky
- 1967 Ray Mears, Tennessee
- 1968 Adolph Rupp, Kentucky
- 1969 Adolph Rupp, Kentucky
- 1970 Adolph Rupp, Kentucky
- 1971 Kermit Davis, Mississippi State
- 1972 C.M. Newton, Alabama
- 1973 Dale Brown, LSU
- 1974 Roy Skinner, Vanderbilt
- 1975 Joe B. Hall, Kentucky
- 1976 C.M. Newton, Alabama
- 1977 Ray Mears, Tennessee
- 1978 Ron Greene, Mississippi State
- 1979 Don DeVoe, Tennessee
- 1980 Bob Weltlich, Ole Miss
- 1981 Dale Brown, LSU
- 1982 Don DeVoe, Tennessee
- 1983 Lee Hunt, Ole Miss
- 1984 Sonny Smith, Auburn
- 1985 Bob Boyd, Mississippi State
- 1986 Eddie Sutton, Kentucky
- 1987 Wimp Sanderson, Alabama
- Hugh Durham, Georgia
- 1988 C.M. Newton, Vanderbilt
- 1989 C.M. Newton, Vanderbilt
- 1990 Hugh Durham, Georgia
- 1991 Rick Pitino, Kentucky
- 1992 Lon Kruger, Florida
- 1993 Eddie Fogler, Vanderbilt
- 1994 Lon Kruger, Florida
- 1995 Richard Williams, Mississippi State
- 1996 Rick Pitino, Kentucky
- 1997 Rob Evans, Ole Miss
- 1998 Tubby Smith, Kentucky
- Jerry Green, Tennessee
- 1999 Cliff Ellis, Auburn
- 2000 John Brady, LSU
- 2001 Rod Barnes, Ole Miss
- 2002 Mark Gottfried, Alabama
- 2003 Tubby Smith, Kentucky
- 2004 Rick Stansbury, Mississippi State
- 2005 Tubby Smith, Kentucky
- 2006 Bruce Pearl, Tennessee
- 2007 Andy Kennedy, Ole Miss
- 2008 Bruce Pearl, Tennessee
- 2009 Trent Johnson, LSU
- 2010 John Calipari, Kentucky
- 2011 Billy Donovan, Florida

- 2012 John Calipari, Kentucky
- 2013 Billy Donovan, Florida
- 2014 Billy Donovan, Florida
- 2015 John Calipari, Kentucky
- 2016 Billy Kennedy, Texas A&M
- 2017 Mike White, Florida
- 2018 Rick Barnes, Tennessee
- 2019 Kermit Davis, Ole Miss
- 2020 Buzz Williams, Texas A&M
- 2021 Nate Oats, Alabama
- 2022 Bruce Pearl, Auburn
- 2023 Buzz Williams, Texas A&M

SEC Coach Of The Year – UPI

- 1965 Roy Skinner, Vanderbilt
- 1966 Adolph Rupp, Kentucky
- 1967 Ray Mears, Tennessee
- 1968 Adolph Rupp, Kentucky
- 1969 Adolph Rupp, Kentucky
- 1970 Adolph Rupp, Kentucky
- 1971 Adolph Rupp, Kentucky
- 1972 C.M. Newton, Alabama
- 1973 C.M. Newton, Alabama
- 1974 Roy Skinner, Vanderbilt
- 1975 Bob Davis, Auburn
- 1976 Roy Skinner, Vanderbilt
- 1977 Ray Mears, Tennessee
- 1978 Ron Greene, Mississippi State
- 1979 Wayne Dobbs, Vanderbilt
- 1980 Bob Weltlich, Ole Miss
- 1981 Don DeVoe, Tennessee
- 1982 Don DeVoe, Tennessee
- 1983 Lee Hunt, Ole Miss
- 1984 Sonny Smith, Auburn
- 1985 Bob Boyd, Mississippi State
- 1986 Eddie Sutton, Kentucky
- 1987 Wimp Sanderson, Alabama
- 1988 C.M. Newton, Vanderbilt
- 1989 Dale Brown, LSU
- 1990 Rick Pitino, Kentucky
- 1991* Richard Williams, Mississippi State

*Discontinued naming Coach of the Year after the 1991 season

Alabama

1931	Lindy Hood	1-CH
1947	Jim Homer	3-Hlm
1955	Jerry Harper	3-Hlm
1956	Jerry Harper	2-Cv, Hm; 3-BC
1956	George Lynn	
1958	Jack Kubiszyn	2-Hlm
1965	Bob Andrews	X-Hlm
1973	Wendell Hudson	2-Cv; X-Hlm
1975	Leon Douglas	2-Consensus
	1-BW, SN, Cv; 2-AP, BC, Wk, NE; 3-UPI; X-Hlm	
1975	Charles Cleveland	5-BC
1976	Leon Douglas	1-NE, Cv;
	2-BC, SN, Wk; 3-AP; UPI, X-Hlm	
1977	T.R. Dunn	2-Cv; X-Hlm
1978	Reggie King	2-AP, Cv; X-Hlm
1979	Reggie King	1-Cv, WA; 2-AP, BC; X-Hlm
1980	Eddie Phillips	2-Cv
1982	Eddie Phillips	2-Cv
1983	Ennis Whatley	1-BT; 2-BC, SN, Cv;
	3-AP, UPI, X-Hlm	
1987	Derrick McKey	1-BT; 2-UPI, SN; 3-AP, BC, Wk
2002	Erwin Dudley	2-BT, 3-AP; HM-SI
2005	Kennedy Winston	3-Rv, X-CI; HM-AP
2006	Ronald Steele	3-SC; HM-AP
2008	Richard Hendrix	HM-AP
2018	Collin Sexton	HM-AP
2021	Herbert Jones	3-AP, SN, SI, TA
2021	Jaden Shackelford	HM-AP
2023	Brandon Miller	2-Consensus
	1-AP, SN, WA; 2-BW, BC	

Arkansas

1928	Glen Rose	1-Hlm
1929	Tom Pickell	1-CH
1929	Gene Lambert	1-Hlm
1930	Wear Schnoonover	2-CH
1931	James Sexton	3-CH
1932	James Sexton	3-CH
1936	Ike Poole	1-Consensus; 1-Hlm; 2-Cv
1938	Jack Robbins	3-NE
1941	John Adams	1-Consensus; 1-Hlm; 2-Cv
1943	Clayton Wynne	3-Pic
1946	Bill Flynt	3-Hlm
1946	George Kok	2-SN
1948	George Kok	3-AP
1973	Martin Terry	X-Hlm
1977	Ron Brewer	X-Hlm
1978	Ron Brewer	2-Consensus
	1-BW, Cv, WA; 2-AP; 3-Wk; X-Hlm	
1978	Marvin Delph	2-Cv
1978	Sidney Moncrief	1-WA; 2-UPI; 3-AP; BC; X-Hlm
1979	Sidney Moncrief	1-Consensus
	1-AP, BC, BW, Cv, WA; 2-UPI, SN; X-Hlm	
1981	Scott Hastings	X-Hlm
1982	Scott Hastings	X-Hlm
1983	Darrell Walker	2-Consensus; 2-AP, UPI, Cv; X-Hlm
1984	Alvin Robertson	2-UPI; 3-AP
1990	Todd Day	3-BT
1991	Todd Day	1-WA; 2-AP; 3-BC, BT, Wk
1992	Todd Day	1-WA; 2-BC, SN, Wk; 3-AP, UPI
1992	Lee Mayberry	3-AP, BC, BT
1994	Corliss Williamson	2-Consensus
	1-WA; 2-AP, BC, BW, UPI, Wk; 3-BT	
1995	Corliss Williamson	2-Consensus
	1-SN, WA, Wk; 2-AP, BC, BW, UPI	
1995	Scotty Thurman	3-BT
2006	Ronnie Brewer	3-BT; HM-AP
2015	Bobby Portis	2nd-Consensus; 1-BT; 2-AP, BW; 3-SN
2019	Daniel Gafford	HM-AP
2020	Mason Jones	HM-AP
2021	Moses Moody	HM-AP
2022	JD Notae	3-AP, SN; 5-ES; HM-BW

Auburn

1932	Jack Stewart	2-CH
1959	Rex Frederick	2-Hlm
1960	Henry Hart	2-Hlm
1966	Lee DeFlore	X-Hlm
1970	John Mengelt	X-Hlm
1971	John Mengelt	2-BN; X-Hlm
1978	Mike Mitchell	2-Cv
1984	Charles Barkley	2-BT; 3-BC
1985	Chuck Person	1-WA; 2-SN
1986	Chuck Person	2-SN, Wk; 3-BC, BT
1994	Wesley Person	HM-AP, BW
1999	Chris Porter	2-Consensus
	1-BT, WA; 2-AP, BC, BW, SN; 3-Nw	
1999	Doc Robinson	X-CH
2022	Walker Kessler	3-BW, USA; 4-ES
2022	Jabari Smith	2-Consensus
	1-WA, SI; 2-AP, SN, BW, BC, USA, TA, ES	

Florida

1958	Joe Hobbs	1-Cv; 2-Hlm
1965	Brooks Henderson	Hm
1968	Neal Walk	2-AP, Cv, BN; 3-BC, UPI; X-Hlm
1969	Neal Walk	1-Cv; 2-SN; 3-AP, BC, UPI; X-Hlm
1970	Andy Owens	X-Hlm
2001	Udonis Haslem	3-AP
2002	Udonis Haslem	2-BC
2003	Matt Bonner	5-FS
2004	Anthony Roberson	HM-AP
2005	Anthony Roberson	HM-AP
2006	Joakim Noah	3-BT; HM-AP
2007	Corey Brewer	X-CI; HM-AP
2007	Taurean Green	HM-AP
2007	Al Horford	2-BC, BT, Rv; 3-AP; X-CI
2007	Joakim Noah	2-Consensus
	1-WA; 2-AP, BC, BW; 3-Rv; X-CI	
2011	Chandler Parsons	5-FS; HM-AP
2014	Scottie Wilbekin	HM-Consensus
	1-CBS; 3-AP, BC, SN; HM-USA	
2014	Patric Young	1st-SC; HM-AP
2014	Casey Prather	1-WA; HM-AP, USA
2021	Tre Mann	HM-AP

Georgia

1953	Zippy Morocco	3-Hlm
1969	Bob Lienhard	X-Hlm
1970	Bob Lienhard	X-Hlm
1981	Dominique Wilkins	2-SN, Cv; 3-Wk; X-Hlm
1982	Dominique Wilkins	1-Cv, BT, WA,
	Wk, NE; 2-BC, UPI, SN; 3-AP; X-Hlm	
1983	Vern Fleming	X-Hlm
1984	Vern Fleming	3-BC
1984	James Banks	
1990	Alec Kessler	2-UPI, 3-Wk
2002	Jarvis Hayes	HM-SI
2003	Jarvis Hayes	3-FS; X-CI; HM-SI
2013	Kentavious Caldwell-Pope	HM-AP
2018	Yante Maten	HM-AP

Kentucky

1921	Basil Hayden	1-Hlm
1925	Burgess Carey	1-Hlm
1929	Carey Spicer	1-Hlm
1930	Paul McBryer	1-Hlm
1930	Louis McGinnis	3-CH
1931	Carey Spicer	1-Hlm
1932	Forest Sale	1-Consensus; 1-Hlm, Cv, CH
1933	Forest Sale	1-Consensus; 1-Hlm, Cv, CH
1933	Ellis Johnson	1-Hlm
1934	William Davis	3-Cv
1934	John DeMoisey	1-Hlm
1935	LeRoy Edwards	1-Consensus; 1-Hlm; 2-Cv
1939	Bernard Opper	2-Consensus; 1-Cv; 2-NE
1941	Lee Huber	1-Hlm
1943	Milton Ticco	3-Pic
1944	Bob Brannum	1-Hlm, SN; 2-Cv, Pic
1945	Wilber Schu	2-DD
1946	Jack Parkinson	2-Consensus; 1-Hlm, Cv; 3-Tru
1946	Jack Tingle	3-SN
1947	Ralph Beard	1-Consensus; 1-Hlm, Cv, Tru, BC
1947	Alex Groza	1-Consensus; 1-Tru, BC; 2-Hlm, Cv
1947	Wallace Jones	2-Hlm, Cv
1947	Jack Tingle	2-Tru, BC
1948	Ralph Beard	1-Consensus
	1-AP, Hm, Cv, Tru, BC	
1948	Alex Groza	2-Consensus
	1-Cv; 2-AP, Hm, Tru, BC	
1948	Wallace Jones	3-Cv, Tru
1949	Ralph Beard	1-Consensus
	1-AP, UPI, Col, Hm; 2-Lk, Cv; 3-SN	
1949	Alex Groza	1-Consensus
	1-AP, UPI, Lk, Col, Cv, Hm, SN	
1949	Wallace Jones	2-Consensus; 1-UPI, Cv; 2-AP, SN
1950	Jim Line	3-UPI
1950	Bill Spivey	2-INS; 3-AP, UPI, Hm
1951	Bill Spivey	1-Consensus
	1-AP, UPI, Lk, INS, Col, Cv, Hm, SN	
1951	Frank Ramsey	2-SN; 3-AP, UPI, Cv
1952	Cliff Hagan	1-Consensus
	1-AP, UPI, INS, Col, Hm, Ath; 2-Cv	
1952	Frank Ramsey	1-Cv, Ath; 2-AP, UPI, Hm
1952	Robert Watson	3-Ath
1954	Cliff Hagan	1-Consensus
	1-AP, UPI, INS, NE, Col, Hm, BC; 2-Lk, Cv, Tm	
1954	Frank Ramsey	2-Consensus
	1-Lk, Cv; 2-AP, UPI, INS, Hm, Tm, BC	
1955	Bob Burrow	2-Hlm; 3-AP
1956	Bob Burrow	2-Consensus; 1-Lk, BC;
	2-NE, Col, CV, Hm; 3-AP, UPI	
1957	Johnny Cox	3-UPI, Hm
1958	Vernon Hatton	1-Cv, Hm
1959	Johnny Cox	1-Consensus
	1-AP, BC, Lk, Cv, Hm; 2-UPI, NE, SN	
1961	Billy Ray Lickert	2-Hlm
1962	Cotton Nash	2-Consensus
	1-Lk, Hm, CA; 2-AP, UPI, Cv, SN; 3-BC	
1963	Cotton Nash	2-Consensus
	1-BW, Lk; 2-AP, BC, UPI, NE, Cv; X-Hlm	
1964	Cotton Nash	1-Consensus
	1-AP, BC, BW, UPI, Cv, NE; 2-SN; X-Hlm	
1966	Louie Dampier	2-Consensus
	1-AP, Cv; 2-BC, UPI; X-Hlm	
1966	Pat Riley	1-BW; 2-Cv; 3-AP, UPI; X-Hlm
1966	Thad Jaracz	3-AP



ALL-AMERICA

1967 Louie Dampier..... 2-Consensus
2-AP, Cv; 3-BC, UPI; X-Hlm

1968 Mike Casey 3-BN

1969 Dan Issel 2-Consensus
1-BW, Cv; 2-AP, BC, SN; 3-UPI; X-Hlm

1970 Dan Issel 1-Consensus
1-AP, BC, BW, UPI, SN, Cv, BN, NE; X-Hlm

1970 Mike Pratt..... 2-Cv

1974 Kevin Grevey 5-BC; X-Hlm

1975 Kevin Grevey 2-Consensus
1-BW, Cv; 2-AP, BC, UPI, SN; X-Hlm

1976 Jack Givens X-Hlm

1977 Jack Givens 4-BC; X-Hlm

1977 Rick Robey 1-Cv; 4-BC

1978 Jack Givens 2-Consensus
1-Cv, WA; 2-AP, BC, BW, UPI; X-Hlm

1978 Rick Robey 2-Consensus;
1-BC, Cv, WA; 2-UPI, SN; 3-AP, Wk; X-Hlm

1978 Kyle Macy 3-UPI

1979 Kyle Macy 2-Cv; 3-BC

1980 Kyle Macy 1-Consensus
1-AP, BC, BW, UPI, SN, Cv, WA, NE; X-Hlm

1981 Sam Bowie 2-Consensus
1-Cv; 2-BC, BW, SN, BT; 3-AP, UPI, Wk, X-Hlm

1983 Melvin Turpin X-Hlm

1984 Melvin Turpin 2-Consensus
2-BC, BW, Wk; 3-AP, UPI, BT

1984 Sam Bowie 2-AP, SN

1985 Kenny Walker 2-Consensus
1-WA, Wk; 2-AP, BC, BW, UPI, BT

1986 Kenny Walker 1-Consensus
1-AP, BC, BW, UPI, BT, WA, Wk; 2-SN, Al

1988 Rex Chapman..... 3-BC, BT

1992 Jamal Mashburn..... 2-BT; 3-Wk

1993 Jamal Mashburn..... 1-Consensus
1-AP, BC, BW, UPI, SN, BT, WA

1995 Tony Delk..... 3-Wk

1996 Tony Delk..... 1-Consensus
1-BW, UPI, WA; 2-AP, BC, SN, BT

1997 Ron Mercer 1-Consensus
1-AP, BC, BW, WA; 2-SN, BT

1999 Scott Padgett 1-WA

2001 Tayshaun Prince..... 2-Consensus
1-WA; 2-AP, BW, BT; 3-BC

2002 Tayshaun Prince..... 2-BC, 3-AP

2003 Keith Bogans 2-BC; 3-AP, SN, BT; 5-FS; HM-SI

2004 Erik Daniels HM-AP

2004 Gerald Fitch 1-SC; HM-AP, SI

2005 Chuck Hayes HM-AP

2009 Jodie Meeks 2-AP, BC, BW, SN, ES, Rv;
4-FS, HM-CI

2009 Patrick Patterson HM-CI

2010 DeMarcus Cousins..... 1-AP, WA, CBS, FS, Rv;
2-BC, SN, BT, BW

2010 Patrick Patterson HM-AP, Rv

2010 John Wall..... 1-Consensus
1-AP, SN, BW, BC, BT, WA, CBS, FS, Rv

2011 Terrence Jones..... HM-AP

2011 Brandon Knight..... 5-FS; HM-AP

2012 Anthony Davis 1-Consensus
1-AP, SN, BW, BC, BT, WA, CBS, FS, Rv

2012 Michael Kidd-Gilchrist..... 2-AP, BW, BC, SN, CBS

2014 Julius Randle HM-Consensus
2-CBS, USA; 3-AP, BC

2015 Willie Cauley-Stein..... 1-Consensus
1-WA, AP, BW, BC, USA, SN, NB; 2-BT, SI

2015 Karl-Anthony Towns..... 2-Consensus
1-USA; 2-AP, BC, BT, SI; 3-SN

2016 Tyler Ulis 1-Consensus
1-AP, SN, WA, SI, USA, CBS; 2-BW, BC

2016 Jamal Murray Consensus
1-USA; 2-AP, BC, SI, CBS; 3-SN

2017 Malik Monk..... 2-Consensus

1-WA; 2-AP, BW, BC, SN, USA, NB; 3-CBS

2017 De'Aaron Fox 3-USA, CBS; HM-AP

2018 Kevin Knox HM-AP

2019 PJ Washington 3-Consensus
1-CI; 2-USA; 3-AP, BW, BC, BT, SI, SN

2019 Reid Travis 1-SC

2020 Immanuel Quickley HM-AP

2022 Oscar Tshiebwe 1-Consensus
1-AP, SN, WA, BW, BC, USA, SI, TA, ES

2023 Oscar Tshiebwe 2-Consensus
1-WA; 2-AP, SN, BW; 3-SN

LSU

1935 Sparky Wade..... 1-Cv

1946 Bob Lowther 3-Hlm

1952 Bob Pettit 2-AP, UPI, Hm; 4-Cv

1953 Bob Pettit 2-Consensus; 1-Hlm;
2-AP, UPI, Lk, INS, NE, Col; 3-Cv

1954 Bob Pettit 1-Consensus
1-AP, UPI, INS, Col, Cv, Hm, Tm, BC; 2-NE; 3-Lk

1956 Roger Sigler..... 2-Hlm

1968 Pete Maravich..... 1-Consensus
1-AP, BC, BW, UPI, SN, Cv, BN, NE; X-Hlm

1969 Pete Maravich..... 1-Consensus
1-AP, BC, BW, UPI, SN, Cv, NE; X-Hlm

1970 Pete Maravich..... 1-Consensus
1-AP, BC, BW, UPI, SN, Cv, BN, NE; X-Hlm

1980 Durand Macklin..... 1-Cv; 2-SN; X-Hlm

1981 Durand Macklin..... 2-Consensus
1-BW, Cv, WA; 2-BC, UPI, Wk; 3-BT, X-Hlm

1981 Ethan Martin..... 3-BT

1982 Howard Carter 2-Cv

1983 Howard Carter 2-Cv

1989 Chris Jackson 1-Consensus
1-AP, BW, UPI, SN, Al; 2-BC, BT, Wk

1990 Chris Jackson 1-Consensus
1-AP, BC, BW, WA, Al; 2-UPI, SN, BT, Wk

1991 Shaquille O'Neal..... 1-Consensus
1-AP, BC, BW, UPI, SN, BT, WA, Wk, Al

1992 Shaquille O'Neal..... 1-Consensus
1-AP, BC, BW, UPI, SN, BT, WA, Wk; 2- Al

2000 Stromile Swift..... 2-Consensus; 2-BW, BT; 3-AP, BC

2004 Jaime Lloreda HM-AP, SI

2005 Brandon Bass 3-Rv; HM-AP

2006 Glen Davis 2-SN, BT, CBS, Rv; 3-AP

2007 Glen Davis HM-AP

2009 Marcus Thornton 2-Rv; HM-AP

2015 Jarell Martin HM-AP

2016 Ben Simmons..... 1-Consensus
1-BW, BC; 2-AP, SN, SI; 3-USA, CBS

2019 Tremont Waters..... HM-AP

2020 Skylar Mays..... 2-SC

2021 Cameron Thomas 2-USA; HM-AP

2022 Tari Eason 3-USA; HM-AP

Ole Miss

1938 Bonnie Graham..... 1-Hlm

1955 Denver Bracheen 2-Hlm

1957 Joe Gibbon 1-Hlm; 2-UPI, Cv

1964 Don Kessinger

1971 Johnny Neumann..... 2-Consensus
1-Cv; 2-AP, BC, BW, UPI, NE; 3-BN; X-Hlm

1980 John Stroud..... 1-WA; 3-AP; X-Hlm

1998 Ansu Sesay..... 2-Consensus
1-WA; 2-AP, BC, BW, BT

2001 Rahim Lockhart..... 3-BT

Mississippi State

1957 Jim Ashmore..... 1-Hlm; 2-Cv; 3-AP, UPI

1958 Bailey Howell..... 2-Consensus
1-Lk; 2-AP, Cv, Hm; 3-BC, UPI

1959 Bailey Howell..... 1-Consensus
1-AP, BC, UPI, Lk, NE, Cv, Hm, SN

1962 W.D. "Red" Stroud..... 1-CA; 2-Cv; 3-Hlm

1963 Leland Mitchell Cv

1963 W.D. "Red" Stroud..... 2-Cv; X-Hlm

1980 Rickey Brown X-Hlm

1983 Jeff Malone 1-SN; 3-BC; 5-Bt; X-Hlm

2003 Mario Austin..... 5-FS

2004 Lawrence Roberts 1-Consensus
1-AP, BC, BW, WA, AR; FS, SC; 2-SN, BT, ES

2004 Timmy Bowers X-CI

2005 Lawrence Roberts HM-AP, Rv

2007 Jamont Gordon 3-Rv

2008 Jamont Gordon 2-Rv; HM-AP

2009 Jarvis Varnado HM-AP

2010 Jarvis Varnado HM-AP

Missouri

1916	Fred Williams	1-Hlm
1918	Craig Ruby	1-Hlm
1919	Craig Ruby	1-Hlm
1920	George Williams	1-Hlm
1921	Herbert Bunker	1-Hlm
1921	George Williams	1-Hlm
1922	Arthur Browning	1-Hlm
1922	Herbert Bunker	1-Hlm
1923	Arthur Browning	1-Hlm
1923	Herbert Bunker	1-Hlm
1930	Marshall Craig	1-Hlm
1931	Max Collings	1-CH
1939	John Lobsiger	1-Hlm
1940	John Lobsiger	1-Hlm
1952	Bill Stauffer	1-Hlm; 2-Cv
1956	Norm Stewart	1-Hlm
1961	Charles Henke	3-Hlm
1973	John Brown	2-SN, Cv, NE; 3-AP, BC; X-Hlm
1976	Willie Smith	1-Cv; 2-BW; 3-BC; X-Hlm
1982	Ricky Frazier	1-Cv, BT; 2-Wk; 3-AP, BC, UPI; X-Hlm
1982	Steve Stipanovich	2-Cv
1983	Steve Stipanovich	2-Consensus
		1-Cv, WA; 2-AP, BC, SN, Wk; X-Hlm
1983	Jon Sundvold	2-Consensus
		2-BC, UPI, Cv; 4-BT; x-Hlm
1987	Derrick Chievous	2-UPI; 3-AP, BT
1990	Doug Smith	2-Consensus
		1-Wk; 2-AP, BC, BW, UPI, SN
1990	Anthony Peeler	2-BT; 3-UPI
1991	Doug Smith	2-UPI, SN; 3-AP, BT, Wk
1992	Anthony Peeler	2-Consensus
		2-AP, BC, BW, UPI; 3-BT, Wk
1994	Melvin Booker	2-Consensus; 2-AP, BW, UPI
2009	DeMarre Carroll	HM-AP
2012	Marcus Denmon	2-Consensus
		2-AP, BW, BC, SN
2013	Phil Pressey	HM-AP

South Carolina

1933	Freddie Tompkins	3-CH
1951	Jim Slaughter	2-Hlm; 3-SN
1957	Grady Wallace	2-Consensus
		1-UPI, INS, Cv, Hm; 2-AP
1968	Skip Harlicka	2-Cv
1969	John Roche	2-Cv; X-Hlm
1970	John Roche	1-BW, Cv, BN; 2-AP, UPI; 3-BC; X-Hlm
1971	John Roche	2-Consensus
		1-SN, Cv, NE, BN; 2-AP, BC, BW; X-Hlm
1971	Tom Owens	5-BN
1972	Tom Riker	1-Consensus
		1-AP, BC, BW, Cv; 2-UPI, SN; X-Hlm
1973	Kevin Joyce	2-Consensus
		1-Cv; 2-AP, BC, UPI, SN, Wk; X-Hlm
1974	Brian Winters	X-Hlm
1975	Alex English	
1981	Zam Fredrick	X-Hlm
1996	Larry Davis	3-BW
1998	BJ McKie	3-BW
2009	Devan Downey	HM-AP
2010	Devan Downey	HM-AP, SN, Rv
2017	Sindarius Thornwell	1-CBS; 3-BT; HM-AP

Tennessee

1936	Harry Anderson	2-Cv
1942	Richard Mehen	2-Pic
1943	Richard Mehen	3-NE
1945	Paul Walther	1-DD
1946	Garland O'Shields	3-Hlm
1949	Paul Walther	2-SN
1955	Ed Wiener	
1959	Gene Tormohlen	2-Cv
1964	Danny Schultz	2-Cv
1965	A.W. Davis	1-BW; 2-Cv; 3-AP, UPI; X-Hlm
1966	Austin "Red" Robbins	X-Hlm
1967	Ron Widby	2-AP, Cv; 3-UPI; X-Hlm
1968	Tom Boerwinkle	X-Hlm
1969	Bill Justus	X-Hlm
1971	Jimmy England	2-BN; X-Hlm
1975	Bernard King	2-UPI, Cv, Wk; 3-BC; X-Hlm
1976	Bernard King	2-Consensus
		1-BW; 2-UPI, Cv; 3-AP, BC; X-Hlm
1976	Ernie Grunfeld	2-Cv; 3-BC, UPI; X-Hlm
1977	Bernard King	1-Consensus
		1-AP, UPI, Cv, Wk; 2-BC, BW, SN; X-Hlm
1977	Ernie Grunfeld	2-Consensus; 1-WA; 2-AP, BC, BW, UPI, SN, Cv; X-Hlm
1979	Reggie Johnson	X-Hlm
1980	Reggie Johnson	2-Cv; X-Hlm
1981	Howard Wood	2-Cv
1982	Dale Ellis	2-Consensus
		1-Bw, Cv; 2-AP, BT, Wk; 3-BC; X-Hlm
1983	Dale Ellis	1-Consensus
		1-AP, BC, SN, Cv, BT, WA, Wk, NE; 2-BW, UPI; X-Hlm
1987	Tony White	3-AP, UPI
1992	Allan Houston	2-SN; 3-BC
1993	Allan Houston	2-SN; 3-AP, BC
2003	Ron Slay	3-AP, FS; HM-SI; X-CI
2006	Chris Lofton	2-SN; 3-BC, Rv; HM-AP
2007	Chris Lofton	2-Consensus
		2-AP, SN, BT, Rv, SI; 3-BC
2008	Chris Lofton	2-Consensus
		1-SC; 2-BC, BW, WA; 3-AP
2008	Tyler Smith	3-BT, Rv; HM-AP
2011	Tobias Harris	5-FS; HM-AP, SI
2018	Grant Williams	HM-AP
2019	Grant Williams	1-Consensus
		1-AP, WA, BW, BC, BT, SI, SN, ST, CI; 2-USA
2019	Admiral Schofield	HM-AP

Texas A&M

1951	Walter Davis	3-Hlm
1961	Carroll Broussard	1-CA; 2-Hlm
1963	Bennie Lenox	X-Hlm
1964	Bennie Lenox	X-Hlm
1965	John Beasley	X-Hlm
1966	John Beasley	X-Hlm
2005	Antoine Wright	HM-SI
2007	Acie Law IV	1-Consensus
		1-AP, BW, BC, SN
2016	Danuel House	HM-AP
2023	Wade Taylor IV	HM-AP

Vanderbilt

1950	Billy Joe Adcock	2-PG; 2-Hlm, SN
1965	Clyde Lee	2-Consensus
		1-BW, Cv; 2-AP, UPI; X-Hlm
1966	Clyde Lee	1-Consensus
		1-AP, BC, BW, UPI, Cv, NE; X-Hlm
1974	Jan van Breda Kolff	2-Cv; 4-BC
1969	Tom Hagan	
1988	Will Perdue	1-AI; 3-AP, BC, BT, Wk
1993	Bill McCaffrey	2-Consensus
		1-WA; 2-BW, SN, BT; 3-AP, BC, UPI
2000	Dan Langhi	3-BT
2004	Matt Freije	1-SC; 3-BC, SN; HM-AP, SI
2007	Derrick Byars	2-Rv; HM-AP
2008	Shan Foster	2-Consensus
		1-BT, SC, Rv; 2-AP, BW, SN, CH; 3-BC; HM-ES
2012	John Jenkins	3-AP, SN
2021	Scotty Pippen Jr.	HM-AP

Note

In the columns, 1=first team, 2=second team, 3=third team, 4=fourth team, 5=fifth team, HM=honorable mention and X=selected with no breakdown of teams.

Key

AI - The World Almanac
 AP - The Associated Press
 AR - Adolph L. Rupp Awards
 Ath - Athletic Publications
 BC - National Association of Basketball Coaches
 BN - The Basketball News
 BT - The Basketball Times
 BW - U.S. Basketball Writers Association
 CA - Coach and Athlete
 CBS - CBS Sports
 CH - College Humor Magazine
 CHI - College Hoops Insider
 CI - CollegInsider.com
 Col - Colliers (Basketball Coaches)
 Cv - Converse Yearbook
 DD - Don Dunphy
 ES - ESPN.com
 FS - FoxSports.com
 Hlm - Helms Foundation
 INS - International News Service
 Lk - Look Magazine
 NB - NBC Sports
 NE - Newspaper Enterprises Assn.
 Nw - Basketball News
 PG - Police Gazette
 Pic - Pic Magazine
 Rv - Rivals.com
 USA - USA Today
 SC - Senior CLASS Award
 SI - Sports Illustrated
 SN - The Sporting News
 ST - Stadium
 TA - The Athletic
 Tm - Tempo
 Tru - True Magazine
 UPI - United Press International
 WA - John R. Wooden Award
 Wk - Basketball Weekly



ALL-SEC TEAMS

1949

AP First Team: F - Wallace Jones, Kentucky; F - Virgil Risner, Tulane; C - Alex Groza, Kentucky; G - Ralph Beard, Kentucky; G - Paul Walther, Tennessee

AP Second Team: Billy Joe Adcock, Vanderbilt; Jim Riffe, Tulane; Jim Nolan, Georgia Tech; Cliff Barker, Kentucky; Hugh Jones, Tennessee

AP Third Team: Warren Perkins, Tulane; Colin Anderson, Georgia Tech; Joe Jordan, Georgia; Dale Barnstable, Kentucky; Bob Healey, Georgia

1950

AP First Team: F - Billy Joe Adcock, Vanderbilt; F - Jim Riffe, Tulane; C - Bill Spivey, Kentucky; G - Jim Line, Kentucky; G - Colin Anderson, Georgia Tech

AP Second Team: Walter Hirsch, Kentucky; Mel Payton, Tulane; Bob Schloss, Georgia; Don Lanford, Auburn; Herb Hargett, Mississippi State

AP Third Team: Dick McKenzie, Alabama; Bill Lynn, Auburn; Art Burris, Tennessee; Bob Healey, Georgia; Bob Meador, LSU; Hans Tanzler, Florida

1951

AP First Team: F - Mel Payton, Tulane; F - Frank Ramsey, Kentucky; C - Bill Spivey, Kentucky; G - Dave Kardokus, Vanderbilt; G - Bobby Watson, Kentucky

AP Second Team: Joe Dean, LSU; Shelby Linville, Kentucky; Paul Sullivan, Alabama; Herb Hargett, Mississippi State; Joe Jordan, Georgia

AP Third Team: Harry Hamilton, Florida; Pete Silas, Georgia Tech; Bob Schloss, Georgia; Don Lanford, Auburn; Bob Garrison, Tennessee; Bob Schneider, Alabama

1952

AP First Team: F - Cliff Hagan, Kentucky; F - Frank Ramsey, Kentucky; C - Bob Pettit, LSU; G - Joe Dean, LSU; G - Bobby Watson, Kentucky

AP Second Team: Rick Casares, Florida; Dave Kardokus, Vanderbilt; Paul Sullivan, Alabama; Coyte Vance, Mississippi State; Don Holt, Tulane

1953

AP First Team: F - Cob Jarvis, Ole Miss; F - Pete Silas, Georgia Tech; C - Bob Pettit, LSU; G - Zippy Morocco, Georgia; G - Curt Cunkle, Florida

AP Second Team: Rick Casares, Florida; Dan Finch, Vanderbilt; Jerry Harper, Alabama; Benny McArdle, LSU; Gerald Caveness, Mississippi State

1954

AP First Team: F - Cob Jarvis, Ole Miss; F - Dan Finch, Vanderbilt; C - Bob Pettit, LSU; G - Cliff Hagan, Kentucky; G - Frank Ramsey, Kentucky

AP Second Team: Lou Tsiropoulos, Kentucky; Ed Wiener, Tennessee; Carl Widseth, Tennessee; Denver Brackeen, Ole Miss; Hal Cervini, Tulane

AP Third Team: Bob Miller, Auburn; Leon Marlaire, Alabama; Jerry Harper, Alabama; Gerald Caveness, Mississippi State; Benny McArdle, LSU

1955

AP First Team: F - Bob Burrow, Kentucky; F - Carl Widseth, Tennessee; C - Jerry Harper, Alabama; G - Denver Brackeen, Ole Miss; G - Ed Wiener, Tennessee

AP Second Team: Hal Cervini, Tulane; Bob Emrick, Florida; George Linn, Alabama; Jim Ashmore, Mississippi State; Bill Kirkpatrick, Auburn

AP Third Team: Bill Evans, Kentucky; Murphy McManus, Georgia; Joe Helms, Georgia Tech; Al Rochelle, Vanderbilt; Sonny Powell, Florida

1956

AP First Team: F - Bob Burrow, Kentucky; F - George Linn, Alabama; C - Jerry Harper, Alabama; G - Roger Sigler, LSU; G - Jim Ashmore, Mississippi State

AP Second Team: Jerry Bird, Kentucky; Jim Gibbon, Ole Miss; Carl Widseth, Tennessee; Al Rochelle, Vanderbilt; Babe Taylor, Vanderbilt

AP Third Team: Bobby Kimmel, Georgia Tech; Bobby Thym, Vanderbilt; Bob Emrick, Florida; Herman Thompson, Tennessee; Jim O'Donnell, Auburn

Coaches First Team: F - George Linn, Alabama; F - Bob Burrow, Kentucky; C - Jerry Harper, Alabama; G - Jim Ashmore, Mississippi State; G - Al Rochelle, Vanderbilt

Coaches Second Team: F - Jerry Bird, Kentucky; F - Joe Gibbon, Ole Miss; C - Carl Widseth, Tennessee; G - Roger Sigler, LSU; G - Babe Taylor, Vanderbilt; G - Al Rochelle, Vanderbilt

1957

AP First Team: F - Joe Gibbon, Ole Miss; F - Johnny Cox, Kentucky; C - Bailey Howell, Mississippi State; G - Jim Ashmore, Mississippi State; G - Al Rochelle, Vanderbilt

AP Second Team: Calvin Grosscup, Tulane; Bobby Thym, Vanderbilt; Ed Beck, Kentucky; Jack Kubiszyn, Alabama; Joe Hobbs, Florida

AP Third Team: Roger Sigler, LSU; Jim Fulmer, Alabama; Rex Frederick, Auburn; Herman Thompson, Tennessee; Bobby Kimmel, Georgia Tech

Coaches First Team: F - Johnny Cox, Kentucky; C - Bailey Howell, Mississippi State; C - Joe Gibbon, Ole Miss; G - Calvin Grosscup, Tulane; G - Jim Ashmore, Mississippi State

Coaches Second Team: F - Al Rochelle, Vanderbilt; C - Bobby Kimmel, Georgia Tech; C - Bobby Thym, Vanderbilt; G - Jack Kubiszyn, Alabama; G - Joe Hobbs, Florida

1958

AP First Team: F - Bailey Howell, Mississippi State; F - Rex Frederick, Auburn; C - Gene Tormohlen, Tennessee; G - Jack Kubiszyn, Alabama; G - Joe Hobbs, Florida

AP Second Team: Johnny Cox, Kentucky; Vernon Hatton, Kentucky; Terry Randall, Georgia Tech; Jim Henry, Vanderbilt; Buddy Blemker, Georgia Tech

AP Third Team: John Crigler, Kentucky; Jim Fulmer, Alabama; Dave Denton, Georgia Tech; Jimmy Lee, Auburn; Carlton Garner, Ole Miss

Coaches: Buddy Blemker, Georgia Tech; Johnny Cox, Kentucky; Rex Frederick, Auburn; Vernon Hatton, Kentucky; Jim Henry, Vanderbilt; Joe Hobbs, Florida; Bailey Howell, Mississippi State; Jack Kubiszyn, Alabama; Terry Randall, Georgia Tech; Gene Tormohlen, Tennessee

1959

AP First Team: F - Johnny Cox, Kentucky; F - Rex Frederick, Auburn; C - Gene Tormohlen, Tennessee; G - Bailey Howell, Mississippi State; G - Jim Henry, Vanderbilt

AP Second Team: Jimmy Lee, Auburn; Gary Stoll, Tulane; Terry Randall, Georgia Tech; Ray Blemker, Georgia Tech; Henry Hart, Auburn

AP Third Team: Vic Klinker, Tulane; Bill Lickert, Kentucky; Dalen Showalter, Tennessee; Ken Coulter, Tennessee; Jack Waters, Ole Miss

Coaches: Buddy Blemker, Georgia Tech; Johnny Cox, Kentucky; Rex Frederick, Auburn; Jim Henry, Vanderbilt; Bailey Howell, Mississippi State; Vic Klinker, Tulane; Bill Lickert, Kentucky; Dalen Showalter, Tennessee; Gary Stoll, Tulane; Gene Tormohlen, Tennessee

1960

AP First Team: F - Henry Hart, Auburn; F - Dalen Showalter, Tennessee; C - Dave Denton, Georgia Tech; G - Roger Kaiser, Georgia Tech; G - Jack Waters, Ole Miss

AP Second Team: Don Mills, Kentucky; Jack Ardon, Tulane; Jerry Graves, Mississippi State; Bill Lickert, Kentucky; Vic Klinker, Tulane

AP Third Team: Charles Hull, Mississippi State; Ben Rowan, Vanderbilt; David Vaughn, Auburn; Phil Simpson, Georgia; Ivan Richman, Ole Miss

Coaches: Dave Denton, Georgia Tech; Bill Depp, Vanderbilt; Jerry Graves, Mississippi State; Henry Hart, Auburn; Roger Kaiser, Georgia Tech; Vic Klinker, Tulane; Bill Lickert, Kentucky; Don Mills, Kentucky; Dalen Showalter, Tennessee; Jack Waters, Ole Miss

1961

AP First Team: F - Jerry Graves, Mississippi State; F - Bill Lickert, Kentucky; C - Bill Depp, Vanderbilt; G - Roger Kaiser, Georgia Tech; G - George Nattin, LSU

AP Second Team: Jim Fibbe, Auburn; Jack Ardon, Tulane; Jim Kerwin, Tulane; Lou Merchant, Florida; Phil Simpson, Georgia

AP Third Team: Don Ringstaff, Vanderbilt; Henry Hoskins, Alabama; Larry Pennington, Alabama; Jack Waters, Ole Miss; W.D. Stroud, Mississippi State

Coaches: Jack Ardon, Tulane; Bill Depp, Vanderbilt; Jimmy Fibbe, Auburn; Jerry Graves, Mississippi State; Roger Kaiser, Georgia Tech; Bill Lickert, Kentucky; Lou Merchant, Florida; George Nattin, LSU; Larry Pennington, Alabama; Jack Waters, Ole Miss

1962

AP First Team: F - Jim Kerwin, Tulane; F - Leland Mitchell, Mississippi State; C - Cotton Nash, Kentucky; G - W.D. Stroud, Mississippi State; G - Larry Pursiful, Kentucky

AP Second Team: Cliff Luyk, Florida; Donnie Kessinger, Ole Miss; Layton Johns, Auburn; John Russell, Vanderbilt; Allan Johnson, Georgia

AP Third Team: Billy Tinker, Auburn; Maury Drummond, LSU; Jack Ardon, Tulane; George Nattin, LSU; Carroll Burchett, Kentucky

Coaches: Layton Johns, Auburn; Allan Johnson, Georgia; Jim Kerwin, Tulane; Donnie Kessinger, Ole Miss; Cliff Luyk, Florida; Leland Mitchell, Mississippi State; Cotton Nash, Kentucky; Larry Pursiful, Kentucky; John Russell, Vanderbilt; W.D. Stroud, Mississippi State

1963

AP First Team: F - Layton Johns, Auburn; F - Leland Mitchell, Mississippi State; C - Cotton Nash, Kentucky; G - W.D. Stroud, Mississippi State; G - Donnie Kessinger, Ole Miss

AP Second Team: Jim Kerwin, Tulane; Ellis Cooper, LSU; Jim Caldwell, Georgia Tech; John Russell, Vanderbilt; Danny Schultz, Tennessee

AP Third Team: Joe Dan Gold, Mississippi State; Mike Tomasovich, Georgia Tech; Bob Andrews, Alabama; Tom Baxley, Florida; John Blackwell, Auburn

Coaches: Jim Caldwell, Georgia Tech; Ellis Cooper, LSU; Joe Dan Gold, Mississippi State; Layton Johns, Auburn; Jim Kerwin, Tulane; Donnie Kessinger, Ole Miss; Leland Mitchell, Mississippi State; Cotton Nash, Kentucky; John Russell, Vanderbilt; Danny Schultz, Tennessee; W.D. Stroud, Mississippi State

1964

AP First Team: F - Cotton Nash, Kentucky; F - Dick Maile, LSU; C - Clyde Lee, Vanderbilt; G - Danny Schultz, Tennessee; G - Donnie Kessinger, Ole Miss

AP Second Team: A.W. Davis, Tennessee; Ted Deeken, Kentucky; Jim Caldwell, Georgia Tech; R.D. Craddock, Georgia Tech; Brooks Henderson, Florida; John Ed Miller, Vanderbilt

AP Third Team: Jerry Waller, Georgia; Larry Conley, Kentucky; Lee DeFore, Auburn; Doug Hutton, Mississippi State; Jimmy Pitts, Georgia

Coaches: Jim Caldwell, Georgia Tech; R.D. Craddock, Georgia Tech; A.W. Davis, Tennessee; Ted Deeken, Kentucky; Donnie Kessinger, Ole Miss; Clyde Lee, Vanderbilt; Dick Maile, LSU; John Ed Miller, Vanderbilt; Cotton Nash, Kentucky; Danny Schultz, Tennessee

1965

AP First Team: F - A.W. Davis, Tennessee; F - Dick Maile, LSU; C - Clyde Lee, Vanderbilt; G - Bob Andrews, Alabama; G - Joe Newton, Auburn

AP Second Team: Ron Widby, Tennessee; Al Andrews, Tulane; Bob Grace, Vanderbilt; Louie Dampier, Kentucky; John Ed Miller, Vanderbilt

AP Third Team: Tommy Kron, Kentucky; Freddie Guy, Auburn; Howard Bayne, Tennessee; Brooks Henderson, Florida; Jimmy Pitts, Georgia

UPI First Team: Clyde Lee, Vanderbilt; A.W. Davis, Tennessee; Bob Andrews, Alabama; Dick Maile, LSU; John Miller, Vanderbilt

UPI Second Team: Joe Newton, Alabama; Jimmy Pitts, Georgia; Brooks Henderson, Florida; Louie Dampier, Kentucky; Al Andrews, Tulane

UPI Third Team: Bob Grace, Vanderbilt; Ron Widby, Tennessee; Jerry Waller, Georgia; Lee DeFore, Auburn; Larry Conley, Kentucky

Coaches: Bob Andrews, Alabama; Louie Dampier, Kentucky; A.W. Davis, Tennessee; Bob Grace, Vanderbilt; Brooks Henderson, Florida; Tommy Kron, Kentucky; Clyde Lee, Vanderbilt; Dick Maile, LSU; John Ed Miller, Vanderbilt; Joe Newton, Auburn; Jimmy Pitts, Georgia

1966

AP First Team: F - Lee DeFore, Auburn; F - Pat Riley, Kentucky; C - Clyde Lee, Vanderbilt; G - Louie Dampier, Kentucky; G - Keith Thomas, Vanderbilt

AP Second Team: Red Robbins, Tennessee; Ron Widby, Tennessee; Gary Keller, Florida; Dave Williams, Mississippi State; Thad Jaracz, Kentucky

AP Honorable Mention: Al Andrews, Tulane; Larry Conley, Kentucky; Harry Hammonds, Alabama; Harry Heroman, LSU; Ray Jeffords, Georgia; Tommy Kron, Kentucky; Mike Nordholz, Alabama; Jerry Waller, Georgia; Gary Washington, Mississippi State; Mickey Williams, Ole Miss

UPI First Team: Clyde Lee, Vanderbilt; Louie Dampier, Kentucky; Lee DeFore, Auburn; Pat Riley, Kentucky; Ron Widby, Tennessee

UPI Second Team: Keith Thomas, Vanderbilt; Gary Keller, Florida; Austin Robbins, Tennessee; Dave Williams, Mississippi State; Al Andrews, Tulane

UPI Third Team: Larry Conley, Kentucky; Thad Jaracz, Kentucky; Tommy Kron, Kentucky; Mike Nordholz, Alabama; Jerry Waller, Georgia

Coaches: Larry Conley, Kentucky; Louie Dampier, Kentucky; Lee DeFore, Auburn; Gary Keller, Florida; Clyde Lee, Vanderbilt; Pat Riley, Kentucky; Red Robbins, Tennessee; Keith Thomas, Vanderbilt; Ron Widby, Tennessee; Dave Williams, Mississippi State

1967

AP First Team: F - Ron Widby, Tennessee; F - Tom Hagan, Vanderbilt; C - Tom Boerwinkle, Tennessee; G - Louie Dampier, Kentucky; G - Mike Nordholz, Alabama

AP Second Team: Bo Wyenandt, Vanderbilt; David Williams, Mississippi State; Gary Keller, Florida; Skip Higley, Florida; Pat Riley, Kentucky

AP Honorable Mention: Jerry Brawner, Ole Miss; Kenny Gibbs, Vanderbilt; Tom Hendrix, Tennessee; Alex Howell, Auburn; Bill Justus, Tennessee; Dick McIntosh, Georgia; David Miller, Florida; Jerry Southwoods, Vanderbilt; Wally Tinker, Auburn; Bob Warren, Vanderbilt; Jim Youngblood, Georgia

UPI First Team: Ron Widby, Tennessee; Louie Dampier, Kentucky; Mike Nordholz, Alabama; Gary Keller, Florida; David Williams, Mississippi State

UPI Second Team: Tom Boerwinkle, Tennessee; Tom Hagan, Vanderbilt; Pat Riley, Kentucky; Skip Higley, Florida; Jerry Southwood, Vanderbilt

UPI Third Team: Bo Wyenandt, Vanderbilt; Jim Youngblood, Georgia; Bob Warren, Vanderbilt; Bill Justus, Tennessee; Alex Howell, Auburn

Coaches: Tom Boerwinkle, Tennessee; Bobby Buisson, Auburn; Louie Dampier, Kentucky; Tom Hagan, Vanderbilt; Skip Higley, Florida; Gary Keller, Florida; Mike Nordholz, Alabama; Pat Riley, Kentucky; Ron Widby, Tennessee; Bo Wyenandt, Vanderbilt

1968

AP First Team: F - Neal Walk, Florida; F - Mike Casey, Kentucky; C - Tom Boerwinkle, Tennessee; G - Pete Maravich, LSU; G - Tom Hagan, Vanderbilt

AP Second Team: Dan Issel, Kentucky; Tom Payne, Mississippi State; Bob Lienhard, Georgia; Bill Justus, Tennessee; Mike Nordholz, Alabama

AP Honorable Mention: Bill Alexander, Auburn; Bill Hann, Tennessee; Tom Hendrix, Tennessee; Ray Jeffords, Georgia; Andy Owens, Florida; Mike Pratt, Kentucky; Ken Turner, Ole Miss; Bob Warren, Vanderbilt; Bo Wyenandt, Vanderbilt

UPI First Team: Pete Maravich, LSU; Neal Walk, Florida; Mike Casey, Kentucky; Tom Hagan, Vanderbilt; Tom Boerwinkle, Tennessee

UPI Second Team: Bob Lienhard, Georgia; Bill Justus, Tennessee; Mike Nordholz, Alabama; Dan Issel, Kentucky; Bo Wyenandt, Vanderbilt

UPI Third Team: Wally Tinker, Auburn; Tom Payne, Mississippi State; Bob Warren, Vanderbilt; Ray Jeffords, Georgia; Thad Jaracz, Kentucky

Coaches: Tom Boerwinkle, Tennessee; Mike Casey, Kentucky; Tom Hagan, Vanderbilt; Dan Issel, Kentucky; Bill Justus, Tennessee; Bob Lienhard, Georgia; Pete Maravich, LSU; Mike Nordholz, Alabama; Neal Walk, Florida; Bob Warren, Vanderbilt

1969

AP First Team: F - Dan Issel, Kentucky; F - Tom Hagan, Vanderbilt; C - Neal Walk, Florida; G - Pete Maravich, LSU; G - Bill Justus, Tennessee

AP Second Team: Mike Casey, Kentucky; Mike Pratt, Kentucky; Bob Lienhard, Georgia; John Mengelt, Auburn; Jerry Epling, Georgia

AP Third Team: Gary Elliott, Alabama; Wally Tinker, Auburn; Andy Owens, Florida; Ken Turner, Ole Miss; Bobby Croft, Tennessee; Bill Hann, Tennessee

UPI First Team: Pete Maravich, LSU; Neal Walk, Florida; Dan Issel, Kentucky; Tom Hagan, Vanderbilt; Bob Lienhard, Georgia

UPI Second Team: Bill Justus, Tennessee; Mike Casey, Kentucky; Mike Pratt, Kentucky; John Mengelt, Auburn; Jerry Epling, Georgia

Coaches: Mike Casey, Kentucky; Tom Hagan, Vanderbilt; Dan Issel, Kentucky; Bill Justus, Tennessee; John Mengelt, Auburn; Bob Lienhard, Georgia; Pete Maravich, LSU; Mike Pratt, Kentucky; Wally Tinker, Auburn; Neal Walk, Florida



ALL-SEC TEAMS

1970

AP First Team: F - Mike Pratt, Kentucky; F - Bob Lienhard, Georgia; F - Andy Owens, Florida; C - Dan Issel, Kentucky; G - Pete Maravich, LSU; G - John Mengelt, Auburn

AP Second Team: Lanny Taylor, Georgia; Perry Wallace, Vanderbilt; Bobby Croft, Tennessee; Jimmy England, Tennessee; Ron Coleman, Ole Miss

AP Third Team: Jimmy Hollon, Alabama; Bill Alexander, Auburn; Danny Hester, LSU; Al Sanders, LSU; Jack Bouldin, Mississippi State; Thorpe Weber, Vanderbilt

UPI First Team: Pete Maravich, LSU; Dan Issel, Kentucky; Mike Pratt, Kentucky; John Mengelt, Auburn; Bob Lienhard, Georgia

UPI Second Team: Bobby Croft, Tennessee; Jimmy England, Tennessee; Perry Wallace, Vanderbilt; Andy Owens, Florida; Ron Coleman, Ole Miss

UPI Third Team: Thorpe Weber, Vanderbilt; Jimmy Hollon, Alabama; Larry Steele, Kentucky; Lanny Taylor, Georgia; Jerry Epling, Georgia

Coaches: Bobby Croft, Tennessee; Jimmy England, Tennessee; Dan Issel, Kentucky; Bob Lienhard, Georgia; Pete Maravich, LSU; John Mengelt, Auburn; Andy Owens, Florida; Mike Pratt, Kentucky; Lanny Taylor, Georgia; Perry Wallace, Vanderbilt

1971

AP First Team: F - Johnny Neumann, Ole Miss; F - Al Sanders, LSU; C - Tom Payne, Kentucky; G - John Mengelt, Auburn; G - Jimmy England, Tennessee

AP Second Team: Don Johnson, Tennessee; Larry Steele, Kentucky; Thorpe Weber, Vanderbilt; Tom Parker, Kentucky; Jack Bouldin, Mississippi State; Mike Casey, Kentucky

AP Third Team: Bill Newton, LSU; Rod Freeman, Vanderbilt; Alan House, Alabama; Jim Woodall, Tennessee; Tony Miller, Florida; Jerry Hoover, Florida

UPI First Team: Johnny Neumann, Ole Miss; John Mengelt, Auburn; Jimmy England, Tennessee; Al Sanders, LSU; Mike Casey, Kentucky

UPI Second Team: Tom Parker, Kentucky; Tom Payne, Kentucky; Jack Bouldin, Mississippi State; Thorpe Weber, Vanderbilt; Bill Newton, LSU

UPI Third Team: Larry Steele, Kentucky; Don Johnson, Tennessee; Rudy Thacker, Vanderbilt; Kent Hollenbeck, Kentucky; Nelson Isley, LSU

Coaches: Jack Bouldin, Mississippi State; Jimmy England, Tennessee; Alan House, Alabama; Don Johnson, Tennessee; John Mengelt, Auburn; Johnny Neumann, Ole Miss; Tom Parker, Kentucky; Tom Payne, Kentucky; Al Sanders, LSU; Larry Steele, Kentucky; Thorpe Weber, Vanderbilt

1972

AP First Team: F - Tom Parker, Kentucky; F - Wendell Hudson, Alabama; C - Len Kosmalski, Tennessee; G - Mike Edwards, Tennessee; G - Tony Miller, Florida

AP Second Team: Jim Andrews, Kentucky; Ronnie Hogue, Georgia; John Fraley, Georgia; Al Sanders, LSU; Coolidge Ball, Ole Miss

AP Third Team: Alan House, Alabama; Ray Odums, Alabama; Ronnie Lyons, Kentucky; Bill Newton, LSU; Henry Harris, Auburn

UPI First Team: Mike Edwards, Tennessee; Tony Miller, Florida; Tom Parker, Kentucky; Wendell Hudson, Alabama; Jim Andrews, Kentucky

UPI Second Team: Len Kosmalski, Tennessee; Ronnie Hogue, Georgia; John Fraley, Georgia; Ronnie Lyons, Kentucky; Al Sanders, LSU

UPI Third Team: Bill Newton, LSU; Alan House, Alabama; Coolidge Ball, Ole Miss; Ray Odums, Alabama; Terry Compton, Vanderbilt

Coaches: Jim Andrews, Kentucky; Coolidge Ball, Ole Miss; Mike Edwards, Tennessee; John Fraley, Georgia; Ronnie Hogue, Georgia; Wendell Hudson, Alabama; Len Kosmalski, Tennessee; Tony Miller, Florida; Tom Parker, Kentucky; Al Sanders, LSU;

1973

AP First Team: F - Wendell Hudson, Alabama; F - Kevin Grevey, Kentucky; C - Jim Andrews, Kentucky; G - Terry Compton, Vanderbilt; G - Mike Edwards, Tennessee

AP Second Team: Coolidge Ball, Ole Miss; Chip Williams, Florida; Tim Bassett, Georgia; Len Kosmalski, Tennessee; Charles Cleveland, Alabama; Eddie Palubinskas, LSU

AP Third Team: Jimmy Dan Connor, Kentucky; Larry Robinson, Tennessee; Steve Turner, Vanderbilt; Rich Knarr, Mississippi State; Ray Odums, Alabama; Gary England, Auburn

UPI First Team: Wendell Hudson, Alabama; Kevin Grevey, Kentucky; Jim Andrews, Kentucky; Mike Edwards, Tennessee; Charles Cleveland, Alabama

UPI Second Team: Tony Miller, Florida; Terry Compton, Vanderbilt; Eddie Palubinskas, LSU; Tim Bassett, Georgia; Ray Odums, Alabama

UPI Third Team: Len Kosmalski, Tennessee; Coolidge Ball, Ole Miss; John Snow, Tennessee; Larry Robinson, Tennessee; Rich Knarr, Mississippi State

Coaches: Jim Andrews, Kentucky; Coolidge Ball, Ole Miss; Tim Bassett, Georgia; Charles Cleveland, Alabama; Terry Compton, Vanderbilt; Mike Edwards, Tennessee; Kevin Grevey, Kentucky; Wendell Hudson, Alabama; Len Kosmalski, Tennessee; Eddie Palubinskas, LSU

1974

AP First Team: F - Jan van Breda Kolff, Vanderbilt; F - Kevin Grevey, Kentucky; C - Chip Williams, Florida; G - Ernie Grunfeld, Tennessee; G - Charles Cleveland, Alabama

AP Second Team: Jeff Fosnes, Vanderbilt; Glenn Hansen, LSU; Leon Douglas, Alabama; Eddie Johnson, Auburn; Terry Compton, Vanderbilt

AP Third Team: Jerry Jenkins, Mississippi State; Ray Odums, Alabama; Len Kosmalski, Tennessee; Eddie Palubinskas, LSU; John Snow, Tennessee

UPI First Team: Charles Cleveland, Alabama; Jan van Breda Kolff, Vanderbilt; Kevin Grevey, Kentucky; Chip Williams, Florida; Terry Compton, Vanderbilt

UPI Second Team: Eddie Palubinskas, LSU; Eddie Johnson, Auburn; Len Kosmalski, Tennessee; Leon Douglas, Alabama; Glenn Hansen, LSU

UPI Third Team: Coolidge Ball, Ole Miss; Jeff Fosnes, Vanderbilt; Ernie Grunfeld, Tennessee; Collis Temple, LSU; Ray Odums, Alabama

Coaches: Charles Cleveland, Alabama; Terry Compton, Vanderbilt; Leon Douglas, Alabama; Kevin Grevey, Kentucky; Ernie Grunfeld, Tennessee; Glenn Hansen, LSU; Jerry Jenkins, Mississippi State; Eddie Johnson, Auburn; Jan van Breda Kolff, Vanderbilt; Len Kosmalski, Tennessee; Chip Williams, Florida

1975

AP First Team: F - Kevin Grevey, Kentucky; F - Bernard King, Tennessee; C - Leon Douglas, Alabama; G - Ernie Grunfeld, Tennessee; G - Charles Cleveland, Alabama

AP Second Team: Glenn Hansen, LSU; Jerry Jenkins, Mississippi State; Jacky Dorsey, Georgia; Eddie Johnson, Auburn; Jeff Fosnes, Vanderbilt

AP Third Team: Jimmy Dan Connor, Kentucky; Mike Mitchell, Auburn; Rick Robey, Kentucky; Dave Shepherd, Ole Miss; Gene Shy, Florida; Chip Williams, Florida

UPI First Team: Kevin Grevey, Kentucky; Bernard King, Tennessee; Leon Douglas, Alabama; Charles Cleveland, Alabama; Ernie Grunfeld, Tennessee

UPI Second Team: Jacky Dorsey, Georgia; Jeff Fosnes, Vanderbilt; Glenn Hansen, LSU; Eddie Johnson, Auburn; Dave Shepherd, Ole Miss

UPI Third Team: Chip Williams, Florida; Jerry Jenkins, Mississippi State; Mike Mitchell, Auburn; Jimmy Dan Connor, Kentucky; Charles Russell, Alabama

Coaches: Charles Cleveland, Alabama; Jacky Dorsey, Georgia; Leon Douglas, Alabama; Jeff Fosnes, Vanderbilt; Kevin Grevey, Kentucky; Ernie Grunfeld, Tennessee; Glenn Hansen, LSU; Jerry Jenkins, Mississippi State; Eddie Johnson, Auburn; Bernard King, Tennessee

1976

AP First Team: F - Bernard King, Tennessee; F - Jacky Dorsey, Georgia; C - Leon Douglas, Alabama; G - Eddie Johnson, Auburn; G - Ernie Grunfeld, Tennessee

AP Second Team: Jeff Fosnes, Vanderbilt; Mike Mitchell, Auburn; Mike Phillips, Kentucky; Kenny Higgs, LSU; Jack Givens, Kentucky

AP Third Team: Walter Daniels, Georgia; Gene Shy, Florida; Butch Feher, Vanderbilt; Anthony Murray, Alabama; Ray White, Mississippi State; Bob Smyth, Florida; Mike Jackson, Tennessee

UPI First Team: Bernard King, Tennessee; Ernie Grunfeld, Tennessee; Leon Douglas, Alabama; Eddie Johnson, Auburn; Jacky Dorsey, Georgia

UPI Second Team: Jeff Fosnes, Vanderbilt; Jack Givens, Kentucky; Mike Mitchell, Auburn; Mike Phillips, Kentucky; Kenny Higgs, LSU

UPI Third Team: Ray White, Mississippi State; Butch Feher, Vanderbilt; Anthony Murray, Alabama; Walter Daniels, Georgia; Bob Smyth, Florida; Gene Shy, Georgia

Coaches: Jacky Dorsey, Georgia; Leon Douglas, Alabama; Jeff Fosnes, Vanderbilt; Jack Givens, Kentucky; Ernie Grunfeld, Tennessee; Kenny Higgs, LSU; Eddie Johnson, Auburn; Bernard King, Tennessee; Mike Mitchell, Auburn; Ray White, Mississippi State

1977

AP First Team: F - Bernard King, Tennessee; F - Reginald King, Alabama; C - Rick Robey, Kentucky; G - Ernie Grunfeld, Tennessee; G - Jack Givens, Kentucky

AP Second Team: Mike Mitchell, Auburn; Bob Smyth, Florida; Rickey Brown, Mississippi State; T.R. Dunn, Alabama; Kenny Higgs, LSU

AP Third Team: John Billips, Ole Miss; Durand Macklin, LSU; Rickey Brown, Alabama; Larry Johnson, Kentucky; Mike Jackson, Tennessee; Johnny Darden, Tennessee; Eddie Johnson, Auburn

UPI First Team: Ernie Grunfeld, Tennessee; Bernard King, Tennessee; Jack Givens, Kentucky; Reginald King, Alabama; Rick Robey, Kentucky

UPI Second Team: Kenny Higgs, LSU; Rickey Brown, Mississippi State; T.R. Dunn, Alabama; Mike Jackson, Tennessee; Mike Mitchell, Auburn

UPI Third Team: Bob Smyth, Florida; Eddie Johnson, Auburn; Mike Phillips, Kentucky; Durand Macklin, LSU; Al Bonner, Florida

Coaches: Rickey Brown, Mississippi State; T.R. Dunn, Alabama; Jack Givens, Kentucky; Ernie Grunfeld, Tennessee; Kenny Higgs, LSU; Bernard King, Tennessee; Reginald King, Alabama; Mike Mitchell, Auburn; Rick Robey, Kentucky; Bob Smyth, Florida

1978

AP First Team: F - Reginald King, Alabama; F - Mike Mitchell, Auburn; F - Jack Givens, Kentucky; F - Durand Macklin, LSU; F/C-Rick Robey, Kentucky; G - Kyle Macy, Kentucky

AP Second Team: Reggie Johnson, Tennessee; Wiley Peck, Mississippi State; Stan Pietkiewicz, Auburn; Ray White, Mississippi State; Walter Daniels, Georgia

AP Third Team: DeWayne Scales, LSU; James Lee, Kentucky; Rickey Brown, Mississippi State; Anthony Murray, Alabama; Mike Rhodes, Vanderbilt

UPI First Team: Reginald King, Alabama; Jack Givens, Kentucky; Rick Robey, Kentucky; Mike Mitchell, Auburn; Durand Macklin, LSU

UPI Second Team: Kyle Macy, Kentucky; Reggie Johnson, Tennessee; Kenny Higgs, LSU; Rickey Brown, Mississippi State; Stan Pietkiewicz, Auburn

UPI Third Team: Charles Davis, Vanderbilt; Mike Phillips, Kentucky; Ray White, Mississippi State; Mike Rhodes, Vanderbilt; Johnny Darden, Tennessee; Anthony Murray, Alabama

Coaches: Jack Givens, Kentucky; Richard Gasper, Florida; Reggie Johnson, Tennessee; Reginald King, Alabama; Durand Macklin, LSU; Kyle Macy, Kentucky; Mike Mitchell, Auburn; Rick Robey, Kentucky; John Stroud, Ole Miss; Ray White, Mississippi State

1979

AP First Team: F - Reginald King, Alabama; F/C - John Stroud, Ole Miss; F - DeWayne Scales, LSU; F - Reggie Johnson, Tennessee; G - Kyle Macy, Kentucky; G - Al Green, LSU

AP Second Team: Charles Davis, Vanderbilt; Wiley Peck, Mississippi State; Ray White, Mississippi State; Tommy Springer, Vanderbilt; Walter Daniels, Georgia

AP Third Team: Dwight Anderson, Kentucky; Terry Crosby, Tennessee; Lavon Mercer, Georgia; Lionel Green, LSU; Greg Grim, Mississippi State

UPI First Team: Reginald King, Alabama; Reggie Johnson, Tennessee; John Stroud, Ole Miss; Kyle Macy, Kentucky; DeWayne Scales, LSU

UPI Second Team: Walter Daniels, Georgia; Al Green, LSU; Wiley Peck, Mississippi State; Ray White, Mississippi State; Charles Davis, Vanderbilt

UPI Third Team: Tommy Springer, Vanderbilt; Mike Rhodes, Vanderbilt; Lionel Green, LSU; Bobby Cabbage, Auburn; Malcolm Cesare, Florida

Coaches: Walter Daniels, Georgia; Charles Davis, Vanderbilt; Al Green, LSU; Reggie Johnson, Tennessee; Reginald King, Alabama; Kyle Macy, Kentucky; Wiley Peck, Mississippi State; DeWayne Scales, LSU; John Stroud, Ole Miss; Ray White, Mississippi State

1980

AP First Team: F - John Stroud, Ole Miss; F - Durand Macklin, LSU; F - Reggie Johnson, Tennessee; C - Rickey Brown, Mississippi State; G - Kyle Macy, Kentucky

AP Second Team: DeWayne Scales, LSU; Sam Bowie, Kentucky; Ethan Martin, LSU; Eddie Phillips, Alabama; Sean Tuohy, Ole Miss

AP Third Team: Mike Rhodes, Vanderbilt; Reggie Hannah, Florida; Robert Scott, Alabama; Elston Turner, Ole Miss; Lavon Mercer, Georgia

UPI First Team: Kyle Macy, Kentucky; John Stroud, Ole Miss; Durand Macklin, LSU; Reggie Johnson, Tennessee; Rickey Brown, Mississippi State

UPI Second Team: DeWayne Scales, LSU; Eddie Phillips, Alabama; Mike Rhodes, Vanderbilt; Ethan Martin, LSU; Robert Scott, Alabama

UPI Third Team: Elston Turner, Ole Miss; Reggie Hannah, Florida; Sam Bowie, Kentucky; Sean Tuohy, Ole Miss; Dominique Wilkins, Georgia

Coaches: Sam Bowie, Kentucky; Rickey Brown, Mississippi State; Reggie Johnson, Tennessee; Durand Macklin, LSU; Kyle Macy, Kentucky; Ethan Martin, LSU; Lavon Mercer, Georgia; Eddie Phillips, Alabama; Mike Rhodes, Vanderbilt; DeWayne Scales, LSU; Robert Scott, Alabama; John Stroud, Ole Miss

1981

AP First Team: Durand Macklin, LSU; Dominique Wilkins, Georgia; Sam Bowie, Kentucky; Elston Turner, Ole Miss; Ethan Martin, LSU

AP Second Team: Eddie Phillips, Alabama; Jeff Malone, Mississippi State; Gary Carter, Tennessee; Dale Ellis, Tennessee; Howard Carter, LSU

AP Third Team: Howard Wood, Tennessee; Ronnie Williams, Florida; Dirk Minniefield, Kentucky; Vernon Delancy, Florida; Sean Tuohy, Ole Miss

UPI First Team: Durand Macklin, LSU; Dominique Wilkins, Georgia; Sam Bowie, Kentucky; Elston Turner, Ole Miss; Ethan Martin, LSU

UPI Second Team: Eddie Phillips, Alabama; Howard Carter, LSU; Dale Ellis, Tennessee; Howard Wood, Tennessee; Ronnie Williams, Florida

UPI Third Team: Vernon Delancy, Florida; Jeff Malone, Mississippi State; Gary Carter, Tennessee; Dirk Minniefield, Kentucky; Charles Davis, Vanderbilt

Coaches: Sam Bowie, Kentucky; Gary Carter, Tennessee; Dale Ellis, Tennessee; Durand Macklin, LSU; Jeff Malone, Mississippi State; Ethan Martin, LSU; Eddie Phillips, Alabama; Elston Turner, Ole Miss; Dominique Wilkins, Georgia; Ronnie Williams, Florida; Howard Wood, Tennessee



ALL-SEC TEAMS

1982

AP First Team: Dale Ellis, Tennessee; Dominique Wilkins, Georgia; Carlos Clark, Ole Miss; Howard Carter, LSU; Derrick Hord, Kentucky

AP Second Team: Ronnie Williams, Florida; Eddie Phillips, Alabama; Jeff Malone, Mississippi State; Dirk Minniefield, Kentucky; Leonard Mitchell, LSU; Charles Barkley, Auburn

UPI First Team: Howard Carter, LSU; Dale Ellis, Tennessee; Dominique Wilkins, Georgia; Carlos Clark, Ole Miss; Eddie Phillips, Alabama

UPI Second Team: Dirk Minniefield, Kentucky; Derrick Hord, Kentucky; Ronnie Williams, Florida; Sean Tuohy, Ole Miss; Charles Barkley, Auburn

UPI Third Team: Jeff Malone, Mississippi State; Leonard Mitchell, LSU; Ennis Whatley, Alabama; Melvin Turpin, Kentucky; Jim Master, Kentucky

Coaches: Howard Carter, LSU; Carlos Clark, Ole Miss; Dale Ellis, Tennessee; Derrick Hord, Kentucky; Willie Jones, Vanderbilt; Jeff Malone, Mississippi State; Leonard Mitchell, LSU; Eddie Phillips, Alabama; Sean Tuohy, Ole Miss; Dominique Wilkins, Georgia; Ronnie Williams, Florida

1983

AP First Team: Dale Ellis, Tennessee; Jeff Malone, Mississippi State; Carlos Clark, Ole Miss; Melvin Turpin, Kentucky; Ennis Whatley, Alabama

AP Second Team: Charles Barkley, Auburn; Howard Carter, LSU; Vern Fleming, Georgia; Phil Cox, Vanderbilt; Ronnie Williams, Florida

AP Third Team: Bobby Lee Hurt, Alabama; Darrell Lockhart, Auburn; Jim Master, Kentucky; Eugene McDowell, Florida; Leonard Mitchell, LSU; Roger Stieg, Ole Miss; Kenny Walker, Kentucky

UPI First Team: Jeff Malone, Mississippi State; Dale Ellis, Tennessee; Melvin Turpin, Kentucky; Ennis Whatley, Alabama; Carlos Clark, Ole Miss

UPI Second Team: Charles Barkley, Auburn; Bobby Lee Hurt, Alabama; Howard Carter, LSU; Ronnie Williams, Florida; Phil Cox, Vanderbilt

UPI Third Team: Dirk Minniefield, Kentucky; Jim Master, Kentucky; Vern Fleming, Georgia; Terry Fair, Georgia; Leonard Mitchell, LSU

Coaches: Charles Barkley, Auburn; Howard Carter, LSU; Carlos Clark, Ole Miss; Phil Cox, Vanderbilt; Dale Ellis, Tennessee; Vern Fleming, Georgia; Jeff Malone, Mississippi State; Eugene McDowell, Florida; Melvin Turpin, Kentucky; Ennis Whatley, Alabama

1984

AP First Team: Vern Fleming, Georgia; Charles Barkley, Auburn; Melvin Turpin, Kentucky; Chuck Person, Auburn; Jeff Turner, Vanderbilt

AP Second Team: Ronnie Williams, Florida; Bobby Lee Hurt, Alabama; Jerry Reynolds, LSU; Buck Johnson, Alabama; Kenny Walker, Kentucky

AP Third Team: Eric Laird, Ole Miss; Eric Richardson, Alabama; Sam Bowie, Kentucky; Eugene McDowell, Florida; Phil Cox, Vanderbilt

UPI First Team: Charles Barkley, Auburn; Chuck Person, Auburn; Melvin Turpin, Kentucky; Vern Fleming, Georgia; Bobby Lee Hurt, Alabama

UPI Second Team: Ronnie Williams, Florida; Buck Johnson, Alabama; Sam Bowie, Kentucky; Eric Richardson, Alabama; Jeff Turner, Vanderbilt

UPI Third Team: Kenny Walker, Kentucky; Phil Cox, Vanderbilt; Eric Laird, Ole Miss; Jerry Reynolds, LSU; Derrick Taylor, LSU

Coaches: Charles Barkley, Auburn; Vern Fleming, Georgia; Bobby Lee Hurt, Alabama; Eric Laird, Ole Miss; Chuck Person, Auburn; Jerry Reynolds, LSU; Jeff Turner, Vanderbilt; Melvin Turpin, Kentucky; Kenny Walker, Kentucky; Ronnie Williams, Florida

1985

AP First Team: Kenny Walker, Kentucky; Chuck Person, Auburn; Eugene McDowell, Florida; Michael Brooks, Tennessee; Phil Cox, Vanderbilt

AP Second Team: Buck Johnson, Alabama; Cedric Henderson, Georgia; Bobby Lee Hurt, Alabama; Nikita Wilson, LSU; Andrew Moten, Florida

AP Third Team: Ken Harvey, Mississippi State; John Williams, LSU; Jerry Reynolds, LSU; Eric Laird, Ole Miss; Terry Coner, Alabama; Tony White, Tennessee

UPI First Team: Kenny Walker, Kentucky; Chuck Person, Auburn; Eugene McDowell, Florida; Michael Brooks, Tennessee; Buck Johnson, Alabama

UPI Second Team: Andrew Moten, Florida; Phil Cox, Vanderbilt; Cedric Henderson, Georgia; Eric Laird, Ole Miss; Bobby Lee Hurt, Alabama

UPI Third Team: Nikita Wilson, LSU; Jerry Reynolds, LSU; Ken Harvey, Mississippi State; Tony White, Tennessee; Terry Coner, Alabama

Coaches: Michael Brooks, Tennessee; Phil Cox, Vanderbilt; Ken Harvey, Mississippi State; Cedric Henderson, Georgia; Bobby Lee Hurt, Alabama; Buck Johnson, Alabama; Eugene McDowell, Florida; Chuck Person, Auburn; Kenny Walker, Kentucky; Nikita Wilson, LSU

1986

AP First Team: Kenny Walker, Kentucky; Buck Johnson, Alabama; Tony White, Tennessee; Chuck Person, Auburn; John Williams, LSU

AP Second Team: Vernon Maxwell, Florida; Derrick McKey, Alabama; Winston Bennett, Kentucky; Andrew Moten, Florida; Joe Ward, Georgia

AP Third Team: Roger Harden, Kentucky; Terry Coner, Alabama; Eric Smith, Ole Miss; Donald Hartry, Georgia; Derrick Taylor, LSU

UPI First Team: Kenny Walker, Kentucky; Buck Johnson, Alabama; Tony White, Tennessee; Chuck Person, Auburn; John Williams, LSU

UPI Second Team: Vernon Maxwell, Florida; Andrew Moten, Florida; Winston Bennett, Kentucky; Derrick McKey, Alabama; Terry Coner, Alabama

UPI Third Team: Joe Ward, Georgia; Roger Harden, Kentucky; Donald Hartry, Georgia; Eric Smith, Ole Miss; Brett Burrow, Vanderbilt

Coaches: Winston Bennett, Kentucky; Terry Coner, Alabama; Buck Johnson, Alabama; Vernon Maxwell, Florida; Derrick McKey, Alabama; Chuck Person, Auburn; Kenny Walker, Kentucky; Joe Ward, Georgia; Tony White, Tennessee; John Williams, LSU

1987

AP First Team: Derrick McKey, Alabama; Tony White, Tennessee; Vernon Maxwell, Florida; Terry Coner, Alabama; Willie Anderson, Georgia

AP Second Team: Will Perdue, Vanderbilt; Jeff Moore, Auburn; Rex Chapman, Kentucky; Andrew Moten, Florida; Chris Morris, Auburn

AP Third Team: Ed Davender, Kentucky; Frank Ford, Auburn; Nikita Wilson, LSU; Jim Farmer, Alabama; Dyron Nix, Tennessee

UPI First Team: Derrick McKey, Alabama; Tony White, Tennessee; Vernon Maxwell, Florida; Jeff Moore, Auburn; Will Perdue, Vanderbilt

UPI Second Team: Andrew Moten, Florida; Rex Chapman, Kentucky; Terry Coner, Alabama; Willie Anderson, Georgia; Ed Davender, Kentucky

UPI Third Team: Dyron Nix, Tennessee; Jim Farmer, Alabama; Nikita Wilson, LSU; Chris Morris, Auburn; Anthony Wilson, LSU

Coaches: Willie Anderson, Georgia; Rex Chapman, Kentucky; Terry Coner, Alabama; Jim Farmer, Alabama; Vernon Maxwell, Florida; Derrick McKey, Alabama; Jeff Moore, Auburn; Andrew Moten, Florida; Will Perdue, Vanderbilt; Tony White, Tennessee

1988

AP First Team: Will Perdue, Vanderbilt; Dyron Nix, Tennessee; Vernon Maxwell, Florida; Chris Morris, Auburn; Rex Chapman, Kentucky

AP Second Team: Willie Anderson, Georgia; Roderick Barnes, Ole Miss; Ricky Blanton, LSU; Michael Ansley, Alabama; Winston Bennett, Kentucky

AP Third Team: Ed Davender, Kentucky; Dwayne Schintzius, Florida; Jose Vargas, LSU; Barry Goheen, Vanderbilt; Charles Prater, Ole Miss

UPI First Team: Will Perdue, Vanderbilt; Dyron Nix, Tennessee; Vernon Maxwell, Florida; Chris Morris, Auburn; Rex Chapman, Kentucky

UPI Second Team: Willie Anderson, Georgia; Dwayne Schintzius, Florida; Jose Vargas, LSU; Winston Bennett, Kentucky; Ed Davender, Kentucky

UPI Third Team: Ricky Blanton, LSU; Roderick Barnes, Ole Miss; Jeff Moore, Alabama; Barry Goheen, Vanderbilt; Michael Ansley, Alabama

Coaches: Willie Anderson, Georgia; Michael Ansley, Alabama; Roderick Barnes, Ole Miss; Winston Bennett, Kentucky; Ricky Blanton, LSU; Rex Chapman, Kentucky; Vernon Maxwell, Florida; Chris Morris, Auburn; Dyron Nix, Tennessee; Will Perdue, Vanderbilt

1989

AP First Team: Michael Ansley, Alabama; Ricky Blanton, LSU; Gerald Glass, Ole Miss; Chris Jackson, LSU; Dwayne Schintzius, Florida

AP Second Team: Keenan Carpenter, Auburn; LeRon Ellis, Kentucky; Barry Goheen, Vanderbilt; Alec Kessler, Georgia; Frank Kornet, Vanderbilt; Dyron Nix, Tennessee

AP Third Team: Cameron Burns, Mississippi State; Livingston Chatman, Florida; Dwayne Davis, Florida; Clifford Lett, Florida; Chris Mills, Kentucky

UPI First Team: Michael Ansley, Alabama; Gerald Glass, Ole Miss; Chris Jackson, LSU; Dyron Nix, Tennessee; Dwayne Schintzius, Florida

UPI Second Team: Ricky Blanton, LSU; LeRon Ellis, Kentucky; Barry Goheen, Vanderbilt; Alec Kessler, Georgia; Frank Kornet, Vanderbilt

UPI Third Team: Cameron Burns, Mississippi State; Keenan Carpenter, Auburn; Livingston Chatman, Florida; Dwayne Davis, Florida; Clarence Swearingen, Tennessee

Coaches: Michael Ansley, Alabama; Ricky Blanton, LSU; Cameron Burns, Mississippi State; Gerald Glass, Ole Miss; Barry Goheen, Vanderbilt; Chris Jackson, LSU; Alec Kessler, Georgia; Frank Kornet, Vanderbilt; Dyron Nix, Tennessee; Dwayne Schintzius, Florida

1990

AP First Team: Gerald Glass, Ole Miss; Allan Houston, Tennessee; Chris Jackson, LSU; Alec Kessler, Georgia; Shaquille O'Neal, LSU

AP Second Team: Cameron Burns, Mississippi State; Melvin Cheatum, Alabama; Litterial Green, Georgia; Reggie Hanson, Kentucky; Derrick Miller, Kentucky

AP Third Team: Ronnie Battle, Auburn; Greg Bell, Tennessee; Greg Carter, Mississippi State; Rod Cole, Georgia; Dwayne Davis, Florida; Robert Horry, Alabama; Ian Lockhart, Tennessee; Stanley Roberts, LSU

UPI First Team: Gerald Glass, Ole Miss; Allan Houston, Tennessee; Chris Jackson, LSU; Alec Kessler, Georgia; Shaquille O'Neal, LSU

UPI Second Team: Cameron Burns, Mississippi State; Melvin Cheatum, Alabama; Dwayne Davis, Florida; Litterial Green, Georgia; Derrick Miller, Kentucky

UPI Third Team: David Benoit, Alabama; Derrick Dennison, Auburn; Scott Draud, Vanderbilt; Reggie Hanson, Kentucky; Maurice Williamson, LSU

Coaches: Ronnie Battle, Auburn; Cameron Burns, Mississippi State; Melvin Cheatum, Alabama; Gerald Glass, Ole Miss; Litterial Green, Georgia; Allan Houston, Tennessee; Chris Jackson, LSU; Alec Kessler, Georgia; Derrick Miller, Kentucky; Shaquille O'Neal, LSU

1991

AP First Team: Cameron Burns, Mississippi State; Greg Carter, Mississippi State; Litterial Green, Georgia; Allan Houston, Tennessee; Shaquille O'Neal, LSU

AP Second Team: Ronnie Battle, Auburn; Melvin Cheatum, Alabama; Dwayne Davis, Florida; Reggie Hanson, Kentucky; John Pelphrey, Kentucky; Gary Waites, Alabama

AP Third Team: Kevin Anglin, Vanderbilt; Scott Draud, Vanderbilt; Joe Harvell, Ole Miss; Jamal Mashburn, Kentucky; James Robinson, Alabama; Vernel Singleton, LSU

UPI First Team: Greg Carter, Mississippi State; Melvin Cheatum, Alabama; Allan Houston, Tennessee; Shaquille O'Neal, LSU; John Pelphrey, Kentucky

UPI Second Team: Cameron Burns, Mississippi State; Litterial Green, Georgia; Shawn Griggs, LSU; Reggie Hanson, Kentucky; Joe Harvell, Ole Miss

UPI Third Team: Ronnie Battle, Auburn; Scott Draud, Vanderbilt; Jamal Mashburn, Kentucky; James Robinson, Alabama; Vernel Singleton, LSU

Coaches: Cameron Burns, Mississippi State; Greg Carter, Mississippi State; Melvin Cheatum, Alabama; Dwayne Davis, Florida; Scott Draud, Vanderbilt; Litterial Green, Georgia; Reggie Hanson, Kentucky; Allan Houston, Tennessee; Shaquille O'Neal, LSU; John Pelphrey, Kentucky; Vernel Singleton, LSU

1992

AP First Team: Todd Day, Arkansas; Joe Harvell, Ole Miss; Allan Houston, Tennessee; Jamal Mashburn, Kentucky; Lee Mayberry, Arkansas; Shaquille O'Neal, LSU

AP Second Team: Litterial Green, Georgia; Robert Horry, Alabama; Stacey Poole, Florida; Latrell Sprewell, Alabama; Tony Watts, Mississippi State

AP Third Team: Chuck Evans, Mississippi State; Oliver Miller, Arkansas; Wesley Person, Auburn; James Robinson, Alabama; Vernel Singleton, LSU; Reggie Tinch, Georgia

Coaches: Todd Day, Arkansas; Litterial Green, Georgia; Joe Harvell, Ole Miss; Robert Horry, Alabama; Allan Houston, Tennessee; Jamal Mashburn, Kentucky; Lee Mayberry, Arkansas; Shaquille O'Neal, LSU; Stacey Poole, Florida; Latrell Sprewell, Alabama; Tony Watts, Mississippi State

NOTE: UPI discontinued naming its All-SEC Teams after the 1991 season.

1993

AP First Team: Geert Hammink, LSU; Allan Houston, Tennessee; Jamal Mashburn, Kentucky; Billy McCaffrey, Vanderbilt; Stacey Poole, Florida; James Robinson, Alabama

AP Second Team: Chuck Evans, Mississippi State; Travis Ford, Kentucky; Joe Harvell, Ole Miss; Wesley Person, Auburn; Scotty Thurman, Arkansas

AP Third Team: Kevin Anglin, Vanderbilt; Corey Allen, Tennessee; Jason Caffey, Alabama; Bruce Elder, Vanderbilt; Emmett Hall, South Carolina; Darrell Hawkins, Arkansas; Aaron Swinson, Auburn

Coaches First Team: Ronnie Battle, Auburn; Chuck Evans, Mississippi State; Travis Ford, Kentucky; Geert Hammink, LSU; Allan Houston, Tennessee; Jamal Mashburn, Kentucky; Billy McCaffrey, Vanderbilt; Wesley Person, Auburn; Stacey Poole, Florida; James Robinson, Alabama; Scotty Thurman, Arkansas

Coaches Second Team: Corey Allen, Tennessee; Kevin Anglin, Vanderbilt; Jamie Brandon, LSU; Jason Caffey, Alabama; Charles Claxton, Georgia; Andrew DeClercq, Florida; Bruce Elder, Vanderbilt; Joe Harvell, Ole Miss; Darrell Hawkins, Arkansas; Aaron Swinson, Auburn; Jamie Watson, South Carolina; Corliss Williamson, Arkansas

1994

AP First Team: Scotty Thurman, Arkansas; Corliss Williamson, Arkansas; Wesley Person, Auburn; Dan Cross, Florida; Billy McCaffrey, Vanderbilt

AP Second Team: Aaron Swinson, Auburn; Craig Brown, Florida; Travis Ford, Kentucky; Erick Dampier, Mississippi State; Jamie Watson, South Carolina

AP Third Team: Antonio McDyess, Alabama; Tony Delk, Kentucky; Rodrick Rhodes, Kentucky; Jamie Brandon, LSU; Darryl Wilson, Mississippi State; Ronnie McMahan, Vanderbilt

Coaches First Team: Scotty Thurman, Arkansas; Corliss Williamson, Arkansas; Wesley Person, Auburn; Aaron Swinson, Auburn; Dan Cross, Florida; Billy McCaffrey, Vanderbilt

Coaches Second Team: Craig Brown, Florida; Tony Delk, Kentucky; Travis Ford, Kentucky; Jamie Brandon, LSU; Erick Dampier, Mississippi State; Jamie Watson, South Carolina

Coaches Third Team: Jason Caffey, Alabama; Antonio McDyess, Alabama; Andrew DeClercq, Florida; Rodrick Rhodes, Kentucky; Emmett Hall, South Carolina; Ronnie McMahan, Vanderbilt



ALL-SEC TEAMS

1995

AP First Team: Corliss Williamson, Arkansas; Scotty Thurman, Arkansas; Dan Cross, Florida; Tony Delk, Kentucky; Erick Dampier, Mississippi State

AP Second Team: Antonio McDyess, Alabama; Ronnie Henderson, LSU; Darryl Wilson, Mississippi State; Steve Hamer, Tennessee; Ronnie McMahan, Vanderbilt

AP Third Team: Moochie Norris, Auburn; Corey Beck, Arkansas; Clint McDaniel, Arkansas; Andrew DeClercq, Florida; Carlos Strong, Georgia; Rodrick Rhodes, Kentucky; Walter McCarty, Kentucky

Coaches First Team: Corliss Williamson, Arkansas; Scotty Thurman, Arkansas; Dan Cross, Florida; Andrew DeClercq, Florida; Carlos Strong, Georgia; Ronnie Henderson, LSU; Erick Dampier, Mississippi State

Coaches Second Team: Antonio McDyess, Alabama; Jason Caffey, Alabama; Rodrick Rhodes, Kentucky; Darryl Wilson, Mississippi State; Ronnie McMahan, Vanderbilt

Coaches Third Team: Moochie Norris, Auburn; Shandon Anderson, Georgia; Marcus Grant, Mississippi State; Steve Hamer, Tennessee; Frank Seckar, Vanderbilt

1996

AP First Team: Roy Rogers, Alabama; Tony Delk, Kentucky; Antoine Walker, Kentucky; Ronnie Henderson, LSU; Erick Dampier, Mississippi State

AP Second Team: Eric Washington, Alabama; Dametri Hill, Florida; Darryl Wilson, Mississippi State; Steve Hamer, Tennessee; Frank Seckar, Vanderbilt

AP Third Team: Wes Flanigan, Auburn; Shandon Anderson, Georgia; Katu Davis, Georgia; Walter McCarty, Kentucky; Larry Davis, South Carolina

Coaches First Team: Roy Rogers, Alabama; Tony Delk, Kentucky; Antoine Walker, Kentucky; Ronnie Henderson, LSU; Erick Dampier, Mississippi State; Darryl Wilson, Mississippi State

Coaches Second Team: Dametri Hill, Florida; Walter McCarty, Kentucky; Larry Davis, South Carolina; Steve Hamer, Tennessee; Frank Seckar, Vanderbilt

Coaches Third Team: Eric Washington, Alabama; Wes Flanigan, Auburn; Lance Weems, Auburn; Katu Davis, Georgia; Melvin Watson, South Carolina

1997

AP First Team: Ron Mercer, Kentucky; Ansu Sesay, Ole Miss; BJ McKie, South Carolina; Larry Davis, South Carolina; Melvin Watson, South Carolina

AP Second Team: Eric Washington, Alabama; Duane Spencer, LSU; Horatio Webster, Mississippi State; Brandon Wharton, Tennessee; Pax Whitehead, Vanderbilt

AP Third Team: Pat Bradley, Arkansas; Derek Hood, Arkansas; Michael Chadwick, Georgia; Ray Harrison, Georgia; Derek Anderson, Kentucky

Coaches First Team: Eric Washington, Alabama; Ron Mercer, Kentucky; Ansu Sesay, Ole Miss; BJ McKie, South Carolina; Larry Davis, South Carolina

Coaches Second Team: Derek Anderson, Kentucky; Michael Chadwick, Georgia; Duane Spencer, LSU; Horatio Webster, Mississippi State; Melvin Watson, South Carolina; Brandon Wharton, Tennessee; Pax Whitehead, Vanderbilt

Coaches Third Team: Brian Williams, Alabama; Demetrius Alexander, Alabama; Pat Bradley, Arkansas; Derek Hood, Arkansas; Greg Stolt, Florida; Anthony Epps, Kentucky

1998

AP First Team: Ansu Sesay, Ole Miss; BJ McKie, South Carolina; Drew Maddux, Vanderbilt; Nazr Mohammed, Kentucky; Nick Davis, Arkansas

AP Second Team: Horatio Webster, Mississippi State; Keith Carter, Ole Miss; Pat Bradley, Arkansas; Melvin Watson, South Carolina; Tony Harris, Tennessee

AP Third Team: Jumaine Jones, Georgia; Jeff Sheppard, Kentucky; Scott Padgett, Kentucky; Tyrone Washington, Mississippi State; C.J. Black, Tennessee

Coaches First Team: Nazr Mohammed, Kentucky; Ansu Sesay, Ole Miss; Horatio Webster, Mississippi State; BJ McKie, South Carolina; Drew Maddux, Vanderbilt

Coaches Second Team: Pat Bradley, Arkansas; Nick Davis, Arkansas; Bryant Smith, Auburn; Scott Padgett, Kentucky; Melvin Watson, South Carolina; C.J. Black, Tennessee

Coaches Third Team: Jumaine Jones, Georgia; G.G. Smith, Georgia; Tyrone Washington, Mississippi State; Tony Harris, Tennessee; Brandon Wharton, Tennessee

1999

AP First Team: Chris Porter, Auburn; Doc Robinson, Auburn; Jumaine Jones, Georgia; Keith Carter, Ole Miss; BJ McKie, South Carolina

AP Second Team: Derek Hood, Arkansas; Bryant Smith, Auburn; Scott Padgett, Kentucky; Tyrone Washington, Mississippi State; Tony Harris, Tennessee; Dan Langhi, Vanderbilt

AP Third Team: Jeremy Hays, Alabama; Mamadou N'diaye, Auburn; Maurice Carter, LSU; Jabari Smith, LSU; Brandon Wharton, Tennessee

Coaches First Team: Chris Porter, Auburn; Doc Robinson, Auburn; Jumaine Jones, Georgia; Scott Padgett, Kentucky; Keith Carter, Ole Miss

Coaches Second Team: Derek Hood, Arkansas; Bryant Smith, Auburn; BJ McKie, South Carolina; Brandon Wharton, Tennessee; Dan Langhi, Vanderbilt

Coaches Third Team: Udonis Haslem, Florida; Mike Miller, Florida; Wayne Turner, Kentucky; Maurice Carter, LSU; Tyrone Washington, Mississippi State; Tony Harris, Tennessee

2000

AP First Team: Doc Robinson, Auburn; Jamaal Magloire, Kentucky; Stromile Swift, LSU; Tony Harris, Tennessee; Dan Langhi, Vanderbilt

AP Second Team: Schea Cotton, Alabama; Joe Johnson, Arkansas; Chris Porter, Auburn; Mike Miller, Florida; Anthony Evans, Georgia; D.A. Layne, Georgia; Jabari Smith, LSU; Vincent Yarbrough, Tennessee

AP Third Team: Teddy Dupay, Florida; Udonis Haslem, Florida; Kenyan Weaks, Florida; Torris Bright, LSU; Jason Harrison, Ole Miss; Atiba Prater, Vanderbilt

Coaches First Team: Mike Miller, Florida; Jamaal Magloire, Kentucky; Stromile Swift, LSU; Tony Harris, Tennessee; Dan Langhi, Vanderbilt

Coaches Second Team: Chris Porter, Auburn; Doc Robinson, Auburn; Tayshaun Prince, Kentucky; Jabari Smith, LSU; Vincent Yarbrough, Tennessee

Coaches Third Team: Joe Johnson, Arkansas; Udonis Haslem, Florida; Anthony Evans, Georgia; Robert Jackson, Mississippi State; Isiah Victor, Tennessee

2001

AP First Team: Rod Grizzard, Alabama; Udonis Haslem, Florida; Brett Nelson, Florida; D.A. Layne, Georgia; Tayshaun Prince, Kentucky

AP Second Team: Erwin Dudley, Alabama; Keith Bogans, Kentucky; Ronald Dupree, LSU; Rahim Lockhart, Ole Miss; Vincent Yarbrough, Tennessee

AP Third Team: Joe Johnson, Arkansas; Jannero Pargo, Arkansas; Jamison Brewer, Auburn; Marquis Daniels, Auburn; Matt Bonner, Florida; Anthony Evans, Georgia; Jason Harrison, Ole Miss; Justin Reed, Ole Miss; Marius Petravicus, South Carolina; Ron Slay, Tennessee

Coaches First Team: Rod Grizzard, Alabama; Udonis Haslem, Florida; Brett Nelson, Florida; Tayshaun Prince, Kentucky; Rahim Lockhart, Ole Miss

Coaches Second Team: Erwin Dudley, Alabama; Joe Johnson, Arkansas; D.A. Layne, Georgia; Keith Bogans, Kentucky; Vincent Yarbrough, Tennessee

Coaches Third Team: Jannero Pargo, Arkansas; Marquis Daniels, Auburn; Adam Harrington, Auburn; Ronald Dupree, LSU; Ron Slay, Tennessee

2002

AP First Team: Erwin Dudley, Alabama; Udonis Haslem, Florida; Jarvis Hayes, Georgia; Tayshaun Prince, Kentucky; Vincent Yarbrough, Tennessee

AP Second Team: Matt Bonner, Florida; Brett Nelson, Florida; Ezra Williams, Georgia; Ronald Dupree, LSU; Mario Austin, Mississippi State

AP Third Team: Rod Grizzard, Alabama; Maurice Williams, Alabama; Jannero Pargo, Arkansas; Justin Reed, Ole Miss; Derrick Zimmerman, Mississippi State; Marcus Haislip, Tennessee

Coaches First Team: Erwin Dudley, Alabama; Udonis Haslem, Florida; Jarvis Hayes, Georgia; Tayshaun Prince, Kentucky; Vincent Yarbrough, Tennessee

Coaches Second Team: Matt Bonner, Florida; Brett Nelson, Florida; Ronald Dupree, LSU; Justin Reed, Ole Miss; Mario Austin, Mississippi State; Marcus Haislip, Tennessee

Coaches Third Team: Rod Grizzard, Alabama; Jannero Pargo, Arkansas; Ezra Williams, Georgia; Jamel Bradley, South Carolina; Matt Freije, Vanderbilt

2003

AP First Team: Matt Bonner, Florida; Jarvis Hayes, Georgia; Keith Bogans, Kentucky; Mario Austin, Mississippi State; Ron Slay, Tennessee

AP Second Team: Erwin Dudley, Alabama; Marquis Daniels, Auburn; Ezra Williams, Georgia; Marquis Estill, Kentucky; Ronald Dupree, LSU

AP Third Team: Maurice Williams, Alabama; Justin Reed, Ole Miss; Timmy Bowers, Mississippi State; Derrick Zimmerman, Mississippi State; Matt Freije, Vanderbilt

Coaches First Team: Matt Bonner, Florida; Jarvis Hayes, Georgia; Keith Bogans, Kentucky; Mario Austin, Mississippi State; Ron Slay, Tennessee

Coaches Second Team: Erwin Dudley, Alabama; Marquis Daniels, Auburn; Ezra Williams, Georgia; Marquis Estill, Kentucky; Ronald Dupree, LSU; Matt Freije, Vanderbilt

2004

AP First Team: Anthony Roberson, Florida; Jaime Lloreda, LSU; Justin Reed, Ole Miss; Timmy Bowers, Mississippi State; Lawrence Roberts, Mississippi State; Matt Freije, Vanderbilt

AP Second Team: Kennedy Winston, Alabama; Matt Walsh, Florida; Rashad Wright, Georgia; Gerald Fitch, Kentucky; Erik Daniels, Kentucky; Scooter McFadgon, Tennessee

AP Third Team: Marco Killingsworth, Auburn; David Lee, Florida; Cliff Hawkins, Kentucky; Chuck Hayes, Kentucky; Carlos Powell, South Carolina

Coaches First Team: Kennedy Winston, Alabama; Anthony Roberson, Florida; Erik Daniels, Kentucky; Gerald Fitch, Kentucky; Justin Reed, Ole Miss; Timmy Bowers, Mississippi State; Lawrence Roberts, Mississippi State; Matt Freije, Vanderbilt

Coaches Second Team: Jonathon Modica, Arkansas; Marco Killingsworth, Auburn; David Lee, Florida; Matt Walsh, Florida; Rashad Wright, Georgia; Chuck Hayes, Kentucky; Jaime Lloreda, LSU; Scooter McFadgon, Tennessee

2005

AP First Team: Kennedy Winston, Alabama; Anthony Roberson, Florida; Chuck Hayes, Kentucky; Brandon Bass, LSU; Lawrence Roberts, Mississippi State

AP Second Team: Earnest Shelton, Alabama; Ronnie Brewer, Arkansas; Kelenna Azubuike, Kentucky; Glen Davis, LSU; David Lee, Florida

AP Third Team: Jermareo Davidson, Alabama; Chuck Davis, Alabama; Ronald Steele, Alabama; Toney Douglas, Auburn; Patrick Sparks, Kentucky; Carlos Powell, South Carolina

Coaches First Team: Earnest Shelton, Alabama; Kennedy Winston, Alabama; Ronnie Brewer, Arkansas; David Lee, Florida; Anthony Roberson, Florida; Chuck Hayes, Kentucky; Brandon Bass, LSU; Lawrence Roberts, Mississippi State

Coaches Second Team: Chuck Davis, Alabama; Matt Walsh, Florida; Kelenna Azubuike, Kentucky; Patrick Sparks, Kentucky; Glen Davis, LSU; Shane Power, Mississippi State; Carlos Powell, South Carolina; Corey Smith, Vanderbilt

2006

AP First Team: Ronald Steele, Alabama; Ronnie Brewer, Arkansas; Joakim Noah, Florida; Glen Davis, LSU; Chris Lofton, Tennessee

AP Second Team: Jermareo Davidson, Alabama; Darrel Mitchell, LSU; Tyrus Thomas, LSU; Shan Foster, Vanderbilt; C.J. Watson, Tennessee; Charles Rhodes, Mississippi State; Taurean Green, Florida

AP Honorable Mention: Jonathon Modica, Arkansas; Corey Brewer, Florida; Al Horford, Florida; Dwayne Curtis, Ole Miss; Randolph Morris, Kentucky; Rajon Rondo, Kentucky; Tarence Kinsey, South Carolina

Coaches First Team: Jermareo Davidson, Alabama; Ronald Steele, Alabama; Ronnie Brewer, Arkansas; Joakim Noah, Florida; Glen Davis, LSU; Darrel Mitchell, LSU; Chris Lofton, Tennessee; Shan Foster, Vanderbilt

Coaches Second Team: Jonathon Modica, Arkansas; Taurean Green, Florida; Al Horford, Florida; Rajon Rondo, Kentucky; Tyrus Thomas, LSU; Charles Rhodes, Mississippi State; Tarence Kinsey, South Carolina; C.J. Watson, Tennessee

2007

AP First Team: Al Horford, Florida; Glen Davis, LSU; Tré Keeley, South Carolina; Chris Lofton, Tennessee; Derrick Byars, Vanderbilt

AP Second Team: Richard Hendrix, Alabama; Jamont Gordon, Mississippi State; Joakim Noah, Florida; Corey Brewer, Florida; Clarence Sanders, Ole Miss

AP Honorable Mention: Jermareo Davidson, Alabama; Taurean Green, Florida; Sundiata Gaines, Georgia; Randolph Morris, Kentucky; Todd Abernethy, Ole Miss; Brandon Wallace, South Carolina; Shan Foster, Vanderbilt

Coaches First Team: Corey Brewer, Florida; Al Horford, Florida; Joakim Noah, Florida; Randolph Morris, Kentucky; Glen Davis, LSU; Jamont Gordon, Mississippi State; Tré Keeley, South Carolina; Chris Lofton, Tennessee; Derrick Byars, Vanderbilt

Coaches Second Team: Jermareo Davidson, Alabama; Richard Hendrix, Alabama; Patrick Beverley, Arkansas; Taurean Green, Florida; Sundiata Gaines, Georgia; Todd Abernethy, Ole Miss; Clarence Sanders, Ole Miss; Charles Rhodes, Mississippi State; Shan Foster, Vanderbilt

2008

AP First Team: Richard Hendrix, Alabama; Jamont Gordon, Mississippi State; Devan Downey, South Carolina; Chris Lofton, Tennessee; Tyler Smith, Tennessee; Shan Foster, Vanderbilt

AP Second Team: Sonny Weems, Arkansas; Nick Calathes, Florida; Ramel Bradley, Kentucky; Patrick Patterson, Kentucky; Marcus Thornton, LSU; Dwayne Curtis, Ole Miss; Charles Rhodes, Mississippi State

AP Honorable Mention: Sundiata Gaines, Georgia; Joe Crawford, Kentucky; Anthony Randolph, LSU; Jarvis Varnado, Mississippi State; JaJuan Smith, Tennessee; A.J. Ogilvy, Vanderbilt

Coaches First Team: Richard Hendrix, Alabama; Sonny Weems, Arkansas; Ramel Bradley, Kentucky; Jamont Gordon, Mississippi State; Charles Rhodes, Mississippi State; Devan Downey, South Carolina; Chris Lofton, Tennessee; Tyler Smith, Tennessee; Shan Foster, Vanderbilt

Coaches Second Team: Nick Calathes, Florida; Sundiata Gaines, Georgia; Joe Crawford, Kentucky; Patrick Patterson, Kentucky; Marcus Thornton, LSU; Dwayne Curtis, Ole Miss; JaJuan Smith, Tennessee; A.J. Ogilvy, Vanderbilt

2009

AP First Team: Marcus Thornton, LSU; Devan Downey, South Carolina; Jodie Meeks, Kentucky; Tyler Smith, Tennessee; Jarvis Varnado, Mississippi State; Nick Calathes, Florida; Tasmin Mitchell, LSU

AP Second Team: Patrick Patterson, Kentucky; Korvotney Barber, Auburn; Alonzo Gee, Alabama; David Huertas, Ole Miss; Terrico White, Mississippi; Michael Washington, Arkansas

AP Honorable Mention: Dominique Archie, South Carolina; Wayne Chism, Tennessee; Chris Johnson, LSU; A.J. Ogilvy, Vanderbilt

Coaches First Team: Nick Calathes, Florida; Jodie Meeks, Kentucky; Patrick Patterson, Kentucky; Tasmin Mitchell, LSU; Marcus Thornton, LSU; Jarvis Varnado, Mississippi State; Devan Downey, South Carolina; Tyler Smith, Tennessee

Coaches Second Team: Alonzo Gee, Alabama; Michael Washington, Arkansas; Korvotney Barber, Auburn; Garrett Temple, LSU; David Huertas, Ole Miss; Terrico White, Ole Miss; Dominique Archie, South Carolina; Zam Fredrick, South Carolina; Wayne Chism, Tennessee; A.J. Ogilvy, Vanderbilt

2010

AP First Team: DeMarcus Cousins, Kentucky; Devan Downey, South Carolina; John Wall, Kentucky; Jarvis Varnado, Mississippi State; Trey Thompkins, Georgia

AP Second Team: Patrick Patterson, Kentucky; Chris Warren, Ole Miss; Jermaine Beal, Vanderbilt; Tasmin Mitchell, LSU; Wayne Chism, Tennessee

AP Honorable Mention: Jeffery Taylor, Vanderbilt; A.J. Ogilvy, Vanderbilt; Courtney Fortson, Arkansas; Dee Bost, Mississippi St.; Mikhail Torrance, Alabama

Coaches First Team: Trey Thompkins, Georgia; DeMarcus Cousins, Kentucky; Patrick Patterson, Kentucky; John Wall, Kentucky; Jarvis Varnado, Mississippi State; Devan Downey, South Carolina; Wayne Chism, Tennessee; Jermaine Beal, Vanderbilt

Coaches Second Team: Mikhail Torrance, Alabama; Courtney Fortson, Arkansas; Erving Walker, Florida; Tasmin Mitchell, LSU; Chris Warren, Ole Miss; Dee Bost, Mississippi State; A.J. Ogilvy, Vanderbilt; Jeffery Taylor, Vanderbilt



ALL-SEC TEAMS

2011

AP First Team: Chandler Parsons, Florida; John Jenkins, Vanderbilt; Terrence Jones, Kentucky; JaMychal Green, Alabama; Chris Warren, Ole Miss

AP Second Team: Brandon Knight, Kentucky; Trey Thompkins, Georgia; Scotty Hopson, Tennessee; Tony Mitchell, Alabama; Erving Walker, Florida

AP Honorable Mention: Dee Bost, Mississippi State; Tobias Harris, Tennessee; Kenny Boynton, Florida; Rotnei Clarke, Arkansas; Festus Ezeli, Vanderbilt; Trevor Releford, Alabama; Jeffery Taylor, Vanderbilt

Coaches First Team: JaMychal Green, Alabama; Chandler Parsons, Florida; Trey Thompkins, Georgia; Terrence Jones, Kentucky; Brandon Knight, Kentucky; Chris Warren, Ole Miss; Scotty Hopson, Tennessee; John Jenkins, Vanderbilt

Coaches Second Team: Tony Mitchell, Alabama; Rotnei Clarke, Arkansas; Kenny Boynton, Florida; Erving Walker, Florida; Travis Leslie, Georgia; Dee Bost, Mississippi State; Tobias Harris, Tennessee; Festus Ezeli, Vanderbilt; Jeffery Taylor, Vanderbilt

2012

AP First Team: Anthony Davis, Kentucky; John Jenkins, Vanderbilt; Michael Kidd-Gilchrist, Kentucky; Arnett Moultrie, Mississippi St.; Dee Bost, Mississippi St.

AP Second Team: Kenny Boynton, Florida; Jeffery Taylor, Vanderbilt; Bradley Beal, Florida; Terrence Jones, Kentucky; JaMychal Green, Alabama; Jeronne Maymon, Tennessee

AP Honorable Mention: Kentavious Caldwell-Pope, Georgia; Murphy Holloway, Ole Miss; Doron Lamb, Kentucky; Trevor Releford, Alabama; Erving Walker, Florida; B.J. Young, Arkansas

Coaches First Team: Bradley Beal, Florida; Kenny Boynton, Florida; Anthony Davis, Kentucky; Michael Kidd-Gilchrist, Kentucky; Dee Bost, Mississippi State; Arnett Moultrie, Mississippi State; John Jenkins, Vanderbilt; Jeffery Taylor, Vanderbilt

Coaches Second Team: JaMychal Green, Alabama; Trevor Releford, Alabama; BJ Young, Arkansas; Erving Walker, Florida; Terrence Jones, Kentucky; Doron Lamb, Kentucky; Justin Hamilton, LSU; Terrance Henry, Ole Miss; Jeronne Maymon, Tennessee

2013

AP First Team: Kentavious Caldwell-Pope, Georgia; Erik Murphy, Florida; Trevor Releford, Alabama; Jordan McRae, Tennessee; Nerlens Noel, Kentucky

AP Second Team: Marshall Henderson, Ole Miss; Elston Turner, Texas A&M; Jarnell Stokes, Tennessee; Johnny O'Bryant III, LSU; Murphy Holloway, Ole Miss; Phil Pressey, Missouri

AP Honorable Mention: Laurence Bowers, Missouri; Kenny Boynton, Florida; Alex Oriakhi, Missouri; Marshawn Powell, Arkansas; Mike Rosario, Florida; Scottie Wilbekin, Florida; BJ Young, Arkansas; Patric Young, Florida

Coaches First Team: Trevor Releford, Alabama; Erik Murphy, Florida; Kentavious Caldwell-Pope, Georgia; Nerlens Noel, Kentucky; Johnny O'Bryant III, LSU; Phil Pressey, Missouri; Jordan McRae, Tennessee; Elston Turner, Texas A&M

Coaches Second Team: Marshawn Powell, Arkansas; BJ Young, Arkansas; Kenny Boynton, Florida; Mike Rosario, Florida; Patric Young, Florida; Marshall Henderson, Ole Miss; Murphy Holloway, Ole Miss; Laurence Bowers, Missouri; Jarnell Stokes, Tennessee

2014

AP First Team: Casey Prather, Florida; Scottie Wilbekin, Florida; Julius Randle, Kentucky; Jabari Brown, Missouri; Jarnell Stokes, Tennessee

AP Second Team: Trevor Releford, Alabama; Patric Young, Florida; Jordan Mickey, LSU; Johnny O'Bryant, LSU; Jordan McRae, Tennessee

AP Honorable Mention: Chris Denson, Auburn; Kenny Gaines, Georgia; Charles Mann, Georgia; James Young, Kentucky; Marshall Henderson, Ole Miss; Jarvis Summers, Ole Miss; Rod Odom, Vanderbilt

Coaches First Team: Trevor Releford, Alabama; Casey Prather, Florida; Scottie Wilbekin, Florida; Julius Randle, Kentucky; Johnny O'Bryant III, LSU; Jabari Brown, Missouri; Jordan McRae, Tennessee; Jarnell Stokes, Tennessee

Coaches Second Team: Bobby Portis, Arkansas; Chris Denson, Auburn; Patric Young, Florida; Charles Mann, Georgia; James Young, Kentucky; Jordan Mickey, LSU; Marshall Henderson, Ole Miss; Jarvis Summers, Ole Miss; Jordan Clarkson, Missouri; Rod Odom, Vanderbilt

2015

AP First Team: Bobby Portis, Arkansas; Willie Cauley-Stein, Kentucky; Karl-Anthony Towns, Kentucky; Stefan Moody, Ole Miss; Jarell Martin, LSU; Jordan Mickey, LSU; Josh Richardson, Tennessee

AP Second Team: Michael Qualls, Arkansas; KT Harrell, Auburn; Aaron Harrison, Kentucky; Danuel House, Texas A&M; Damian Jones, Vanderbilt

AP Honorable Mention: Levi Randolph, Alabama; Marcus Thornton, Georgia; Devin Booker, Tennessee; Alex Caruso, Texas A&M

Coaches First Team: Bobby Portis, Arkansas; Willie Cauley-Stein, Kentucky; Karl-Anthony Towns, Kentucky; Jarell Martin, LSU; Jordan Mickey, LSU; Stefan Moody, Ole Miss; Josh Richardson, Tennessee; Danuel House, Texas A&M; Damian Jones, Vanderbilt

Coaches Second Team: Levi Randolph, Alabama; Michael Qualls, Arkansas; KT Harrell, Auburn; Dorian Finney-Smith, Florida; Marcus Thornton, Georgia; Devin Booker, Kentucky; Aaron Harrison, Kentucky; Craig Sword, Mississippi State; Jalen Jones, Texas A&M

MULTIPLE TIME FIRST TEAM ALL-SEC SELECTIONS

Four-Time Coaches First Team All-SEC

Ernie Grunfeld, Tennessee - 1974-75-76-77
Allan Houston, Tennessee - 1990-91-92-93

Three-Time Coaches First Team All-SEC

Johnny Cox, Kentucky - 1957-58-59
Bailey Howell, Mississippi State - 1957-58-59
Bill Lickert, Kentucky - 1959-60-61
Donnie Kessinger, Ole Miss - 1962-63-64
Cotton Nash, Kentucky - 1962-63-64
Clyde Lee, Vanderbilt - 1964-65-66
Louie Dampier, Kentucky - 1965-66-67
Tom Hagan, Vanderbilt - 1967-68-69
Dan Issel, Kentucky - 1968-69-70
Pete Maravich, LSU - 1968-69-70
Bob Lienhard, Georgia - 1968-69-70
John Mengelt, Auburn - 1969-70-71
Len Kosmalski, Tennessee - 1972-73-74
Kevin Grevey, Kentucky - 1973-74-75
Leon Douglas, Alabama - 1974-75-76
Eddie Johnson, Auburn - 1974-75-76
Bernard King, Tennessee - 1975-76-77
Jack Givens, Kentucky - 1976-77-78
Mike Mitchell, Auburn - 1976-77-78
Ray White, Mississippi State - 1976-78-79
Reginald King, Alabama - 1977-78-79
Reggie Johnson, Tennessee - 1978-79-80
Kyle Macy, Kentucky - 1978-79-80
John Stroud, Ole Miss - 1978-79-80
Durand Macklin, LSU - 1978-80-81
Eddie Phillips, Alabama - 1980-81-82
Dale Ellis, Tennessee - 1981-82-83
Jeff Malone, Mississippi State - 1981-82-83
Ronnie Williams, Florida - 1981-82-84
Chuck Person, Auburn - 1984-85-86
Kenny Walker, Kentucky - 1984-85-86
Vernon Maxwell, Florida - 1986-87-88
Cameron Burns, Mississippi State - 1989-90-91
Litterial Green, Georgia - 1990-91-92
Shaquille O'Neal, LSU - 1990-91-92
Scotty Thurman, Arkansas - 1993-94-95
Chris Lofton, Tennessee - 2006-07-08
Devan Downey, South Carolina - 2008-09-10

Four-Time AP First Team All-SEC

Ernie Grunfeld, Tennessee - 1974-75-76-77
Allan Houston, Tennessee - 1990-91-92-93

Three-Time AP First Team All-SEC

Frank Ramsey, Kentucky - 1951-52-54
Bob Pettit, LSU - 1952-53-54
Bailey Howell, Mississippi State - 1957-58-59
Cotton Nash, Kentucky - 1962-63-64
Clyde Lee, Vanderbilt - 1964-65-66
Tom Hagan, Vanderbilt - 1967-68-69
Pete Maravich, LSU - 1968-69-70
Kevin Grevey, Kentucky - 1973-74-75
Bernard King, Tennessee - 1975-76-77
Reginald King, Alabama - 1977-78-79
Durand Macklin, LSU - 1978-80-81
Kyle Macy, Kentucky - 1978-79-80
Chuck Person, Auburn - 1984-85-86
Shaquille O'Neal, LSU - 1990-91-92
BJ McKie, South Carolina - 1997-98-99
Chris Lofton, Tennessee - 2006-07-08
Devan Downey, South Carolina - 2008-09-10

**coaches selections are first team 1957-58 and then 1993-present. From 1959-1992 coaches selected just one team.*

2016

AP First Team: Tyler Ulis, Kentucky; Ben Simmons, LSU; Stefan Moody, Ole Miss; Jamal Murray, Kentucky; Jalen Jones, Texas A&M

AP Second Team: Retin Obasohan, Alabama; Michael Carrera, South Carolina; Damian Jones, Vanderbilt; Kevin Punter, Tennessee; Moses Kingsley, Arkansas

AP Third Team: Yante Maten, Georgia; J.J. Frazier, Georgia; Dorian Finney-Smith, Florida; Danuel House, Texas A&M; Alex Caruso, Texas A&M

AP Honorable Mention: Wade Baldwin IV, Vanderbilt; Armani Moore, Tennessee; Gavin Ware, Mississippi State

Coaches First Team: Retin Obasohan, Alabama; Jamal Murray, Kentucky; Tyler Ulis, Kentucky; Ben Simmons, LSU; Stefan Moody, Ole Miss; Michael Carrera, South Carolina; Jalen Jones, Texas A&M; Damian Jones, Vanderbilt

Coaches Second Team: Moses Kingsley, Arkansas; Dorian Finney-Smith, Florida; J.J. Frazier, Georgia; Yante Maten, Georgia; Kevin Punter Jr., Tennessee; Alex Caruso, Texas A&M; Danuel House, Texas A&M; Wade Baldwin IV, Vanderbilt

2017

AP First Team: Malik Monk, Kentucky; Sindarius Thornwell, South Carolina; J.J. Frazier, Georgia; De'Aaron Fox, Kentucky; Sebastian Saiz, Ole Miss

AP Second Team: KeVaughn Allen, Florida; Moses Kingsley, Arkansas; Yante Maten, Georgia; Robert Williams, Texas A&M; Bam Adebayo, Kentucky

Coaches First Team: KeVaughn Allen, Florida; J.J. Frazier, Georgia; Yante Maten, Georgia; De'Aaron Fox, Kentucky; Malik Monk, Kentucky; Sebastian Saiz, Ole Miss; Sindarius Thornwell, South Carolina; Luke Kornet, Vanderbilt

Coaches Second Team: Moses Kingsley, Arkansas; Kasey Hill, Florida; Bam Adebayo, Kentucky; Antonio Blakeney, LSU; Quinndary Weatherspoon, Mississippi State; Robert Hubbs III, Tennessee; Tyler Davis, Texas A&M; Robert Williams, Texas A&M

2018

AP First Team: Bryce Brown, Auburn; Daryl Macon, Arkansas; Yante Maten, Georgia; Collin Sexton, Alabama; Grant Williams, Tennessee

AP Second Team: Jaylen Barford, Arkansas; Chris Chiozza, Florida; Jared Harper, Auburn; Mustapha Heron, Auburn; Kassius Robertson, Missouri

Coaches First Team: Jaylen Barford, Arkansas; Chris Chiozza, Florida; Yante Maten, Georgia; Kevin Knox, Kentucky; Kassius Robertson, Missouri; Chris Silva, South Carolina; Grant Williams, Tennessee; Tyler Davis, Texas A&M

Coaches Second Team: Collin Sexton, Alabama; Daryl Macon, Arkansas; Bryce Brown, Auburn; Jared Harper, Auburn; Shai Gilgeous-Alexander, Kentucky; Quinndary Weatherspoon, Mississippi State; Admiral Schofield, Tennessee; Jeff Roberson, Vanderbilt

2019

AP First Team: Daniel Gafford, Arkansas; PJ Washington, Kentucky; Tremont Waters, LSU; Quinndary Weatherspoon, Mississippi State; Grant Williams, Tennessee

AP Second Team: Jared Harper, Auburn; Breein Tyree, Ole Miss; Chris Silva, South Carolina; Jordan Bone, Tennessee; Admiral Schofield, Tennessee

Coaches First Team: Daniel Gafford, Arkansas; PJ Washington, Kentucky; Tremont Waters, LSU; Breein Tyree, Ole Miss; Quinndary Weatherspoon, Mississippi State; Chris Silva, South Carolina; Admiral Schofield, Tennessee; Grant Williams, Tennessee

Coaches Second Team: Bryce Brown, Auburn; Jared Harper, Auburn; Nicolas Claxton, Georgia; Tyler Herro, Kentucky; Keldon Johnson, Kentucky; Terence Davis, Ole Miss; Skylar Mays, LSU; Jordan Bone, Tennessee

2020

AP First Team: Kira Lewis Jr., Alabama; Mason Jones, Arkansas; Reggie Perry, Mississippi State; Nick Richards, Kentucky; Immanuel Quickley, Kentucky

AP Second Team: Samir Doughty, Auburn; Anthony Edwards, Georgia; Keyontae Johnson, Florida; Skylar Mays, LSU; Breein Tyree, Ole Miss

Coaches First Team: Kira Lewis Jr., Alabama; Mason Jones, Arkansas; Samir Doughty, Auburn; Keyontae Johnson, Florida; Immanuel Quickley, Kentucky; Nick Richards, Kentucky; Skylar Mays, LSU; Breein Tyree, Ole Miss; Reggie Perry, Mississippi State

Coaches Second Team: John Petty Jr., Alabama; Isaac Okoro, Auburn; Kerry Blackshear Jr., Florida; Anthony Edwards, Georgia; Tyrese Maxey, Kentucky; Maik Kotsar, South Carolina; John Fulkerson, Tennessee; Saben Lee, Vanderbilt

2021

AP First Team: Herbert Jones, Alabama; Moses Moody, Arkansas; Scotty Pippen Jr., Vanderbilt; Cameron Thomas, LSU; Trendon Watford, LSU

AP Second Team: Tre Mann, Florida; Sahvir Wheeler, Georgia; John Petty, Alabama; Jeremiah Tilmon, Missouri; Dru Smith, Missouri

Coaches First Team: Herbert Jones, Alabama; John Petty Jr., Alabama; Moses Moody, Arkansas; Tre Mann, Florida; Cameron Thomas, LSU; Devontae Shuler, Ole Miss; Dru Smith, Missouri; Scotty Pippen Jr., Vanderbilt

Coaches Second Team: Jaden Shackelford, Alabama; Colin Castleton, Florida; Sahvir Wheeler, Georgia; Javonte Smart, LSU; Trendon Watford, LSU; D.J. Stewart Jr., Mississippi State; Jeremiah Tilmon, Missouri; AJ Lawson, South Carolina

2022

AP First Team: Scotty Pippen Jr., Vanderbilt; JD Notae, Arkansas; Walker Kessler, Auburn; Oscar Tshiebwe, Kentucky; Jabari Smith, Auburn

AP Second Team: Kennedy Chandler, Tennessee; Iverson Molinar, Mississippi State; Colin Castleton, Florida; Tari Eason, LSU; Jaylin Williams, Arkansas

Coaches First Team: JD Notae, Arkansas; Jaylin Williams, Arkansas; Walker Kessler, Auburn; Jabari Smith, Auburn; Oscar Tshiebwe, Kentucky; Tari Eason, LSU; Iverson Molinar, Mississippi State; Santiago Vescovi, Tennessee; Scotty Pippen Jr., Vanderbilt

Coaches Second Team: Jaden Shackelford, Alabama; Colin Castleton, Florida; TyTy Washington Jr., Kentucky; Sahvir Wheeler, Kentucky; Darius Days, LSU; Kobe Brown, Missouri; Kennedy Chandler, Tennessee; Quenton Jackson, Texas A&M

2023

AP First Team: Kobe Brown, Missouri; Wade Taylor IV, Texas A&M; Brandon Miller, Alabama; Tolu Smith, Mississippi State; Oscar Tshiebwe, Kentucky

AP Second Team: Ricky Council IV, Arkansas; Zakai Zeigler, Tennessee; Colin Castleton, Florida; Liam Robbins, Vanderbilt; KJ Williams, LSU

Coaches First Team: Brandon Miller, Alabama; Colin Castleton, Florida; Oscar Tshiebwe, Kentucky; Tolu Smith, Mississippi State; Kobe Brown, Missouri; Santiago Vescovi, Tennessee; Wade Taylor IV, Texas A&M; Liam Robbins, Vanderbilt

Coaches Second Team: Mark Sears, Alabama; Anthony Black, Arkansas; Ricky Council IV, Arkansas; John Broome, Auburn; Wendell Green Jr., Auburn; KJ Williams, LSU; Zakai Zeigler, Tennessee; Tyrece Radford, Texas A&M



SEC ALL-FRESHMAN TEAMS

1987

Rex Chapman, Kentucky
Dwayne Schintzius, Florida
Scott Draud, Vanderbilt
Eric Burdette, Georgia
Fess Irvin, LSU

1988

Tim Jumper, Ole Miss
Livingston Chatman, Florida
Wayne Sims, LSU
Eric Manuel, Kentucky
Melvin Cheatum, Alabama
Greg Bell, Tennessee

1989

Litterial Green, Georgia
Chris Jackson, LSU
Chris Mills, Kentucky
Vernel Singleton, LSU
Tony Watts, Mississippi State

1990

Ronnie Battle, Auburn
Reggie Gallon, Auburn
Joe Harvell, Ole Miss
Allan Houston, Tennessee
Shaquille O'Neal, LSU

1991

Craig Brown, Florida
Dondi Flemister, Ole Miss
Jamal Mashburn, Kentucky
Wesley Person, Auburn
James Robinson, Alabama

1992

Clarence Ceasar, LSU
Charles Claxton, Georgia
Andrew DeClercq, Florida
Ronnie McMahan, Vanderbilt
Cedric Moore, Alabama

1993

Steve Hamer, Tennessee
Rodrick Rhodes, Kentucky
Carlos Strong, Georgia
Scotty Thurman, Arkansas
Corliss Williamson, Arkansas

1994

Erick Dampier, Mississippi State
Wes Flanigan, Auburn*
Ed Gray, Tennessee
Ronnie Henderson, LSU
Antonio McDyess, Alabama
Darnell Robinson, Arkansas*

1995

Anthony Boone, Ole Miss
Randy Livingston, LSU
Drew Maddux, Vanderbilt
Melvin Watson, South Carolina
Franklin Williams, Auburn

1996

Kareem Reid, Arkansas
Ron Mercer, Kentucky
Keith Carter, Ole Miss
BJ McKie, South Carolina
Brandon Wharton, Tennessee

1997

Glendon Alexander, Arkansas
Daymeon Fishback, Auburn
Doc Robinson, Auburn
Jamaal Magloire, Kentucky
C.J. Black, Tennessee

1998

Scott Pohlman, Auburn
Brent Wright, Florida*
Jumaine Jones, Georgia
Antonio Grant, South Carolina
Tony Harris, Tennessee
Isiah Victor, Tennessee*
Greg LaPointe, Vanderbilt*

2000

Joe Johnson, Arkansas
Donnell Harvey, Florida
Keith Bogans, Kentucky
Torrin Bright, LSU
Chuck Eidson, South Carolina

2001

Gerald Wallace, Alabama
Gerald Fitch, Kentucky
Jason Parker, Kentucky
Justin Reed, Ole Miss#
Matt Freije, Vanderbilt

2002

Maurice Williams, Alabama#
Brandon Robinson, Auburn
David Lee, Florida
Chuck Hayes, Kentucky
Brian Thornton, Vanderbilt

2003

Kennedy Winston, Alabama
Jonathon Modica, Arkansas
Anthony Roberson, Florida#
Matt Walsh, Florida
C.J. Watson, Tennessee

2004

Jermareo Davidson, Alabama
Ronnie Brewer, Arkansas
Olu Famutini, Arkansas
Levi Stukes, Georgia
Brandon Bass, LSU#
Todd Abernathy, Ole Miss
Gary Ervin, Mississippi State
Renaldo Balkman, South Carolina

2005

Ronald Steele, Alabama
Darian Townes, Arkansas
Toney Douglas, Auburn
Corey Brewer, Florida
Rajon Rondo, Kentucky
Glen Davis, LSU#
Chris Lofton, Tennessee
Shane Foster, Vanderbilt

2006

Ronald Steele, Alabama
Alonzo Gee, Alabama
Richard Hendrix, Alabama
Quantez Robertson, Auburn
Rasheem Barrett, Auburn
Mike Mercer, Georgia
Tasmin Mitchell, LSU
Tyrus Thomas, LSU#
Jamont Gordon, Mississippi St.

2007

Patrick Beverley, Arkansas
DeWayne Reed, Auburn
Derrick Jasper, Kentucky
Jodie Meeks, Kentucky
Ben Hansbrough, Mississippi St.
Barry Stewart, Mississippi State
Dominique Archie, So. Carolina
Wayne Chism, Tennessee
Duke Crews, Tennessee
Ramar Smith, Tennessee

2008

Nick Calathes, Florida#
Jai Lucas, Florida
Chandler Parsons, Florida
Jeremy Price, Georgia
Patrick Patterson, Kentucky#
Anthony Randolph, LSU
Trevor Gaskins, Ole Miss
Chris Warren, Ole Miss
Mike Holmes, South Carolina
A.J. Ogilvy, Vanderbilt

2009

JaMychal Green, Alabama
Courtney Fortson, Arkansas
Erving Walker, Florida
Trey Thompkins, Georgia
Terrico White, Ole Miss#
Dee Bost, Mississippi State
Scotty Hopson, Tennessee
Jeffery Taylor, Vanderbilt

2010

Tony Mitchell, Alabama
Marshawn Powell, Arkansas
Kenny Boynton, Florida
Eric Bledsoe, Kentucky
DeMarcus Cousins, Kentucky#
John Wall, Kentucky
Reginald Buckner, Ole Miss
John Jenkins, Vanderbilt

2011

Trevor Releford, Alabama
Patric Young, Florida
Terrence Jones, Kentucky#
Brandon Knight, Kentucky
Doron Lamb, Kentucky
Ralston Turner, LSU
Bruce Ellington, South Carolina
Tobias Harris, Tennessee

2012

BJ Young, Arkansas
Bradley Beal, Florida
Kentavious Caldwell-Pope, Georgia
Anthony Davis, Kentucky#
Michael Kidd-Gilchrist, Kentucky
Anthony Hickey, LSU
Rodney Hood, Mississippi State
Jarnell Stokes, Tennessee

2013

Michael Frazier II, Florida
Charles Mann, Georgia
Willie Cauley-Stein, Kentucky
Archie Goodwin, Kentucky
Nerlens Noel, Kentucky#
Alex Poythress, Kentucky
Craig Sword, Mississippi State
Gavin Ware, Mississippi State
Michael Carrera, So. Carolina

2014

Shannon Hale, Alabama
Bobby Portis, Arkansas
Julius Randle, Kentucky#
James Young, Kentucky
Jarell Martin, LSU
Jordan Mickey, LSU
Sindarius Thornwell, So. Carolina
Damian Jones, Vanderbilt

2015

Anton Beard, Arkansas
Devin Robinson, Florida
Devin Booker, Kentucky
Trey Lyles, Kentucky
Karl-Anthony Towns, Kentucky#
Tyler Ulis, Kentucky
Wade Baldwin IV, Vanderbilt
Riley LaChance, Vanderbilt

2016

KeVaughn Allen, Florida#
Jamal Murray, Kentucky
Antonio Blakeney, LSU
Ben Simmons, LSU#
Quinnndary Weatherspoon, Miss St.
Kevin Puryear, Missouri
Tyler Davis, Texas A&M
DJ Hogg, Texas A&M

2017

Braxton Key, Alabama
Mustapha Heron, Auburn
Bam Adebayo, Kentucky
De'Aaron Fox, Kentucky
Malik Monk, Kentucky#
Lamar Peters, Mississippi State
Grant Williams, Tennessee
Robert Williams, Texas A&M

2018

Collin Sexton, Alabama#
Daniel Gafford, Arkansas
Shai Gilgeous-Alexander, Kentucky
Kevin Knox, Kentucky#
Tremont Waters, LSU
Nick Weatherspoon, Miss. State
Jontay Porter, Missouri
TJ Starks, Texas A&M

2019

Kira Lewis Jr., Alabama
Isaiah Joe, Arkansas
Andrew Nembhard, Florida
Tyler Herro, Kentucky
Keldon Johnson, Kentucky#
Naz Reid, LSU
Reggie Perry, Mississippi State
A.J. Lawson, South Carolina

2020

Jaden Shackelford, Alabama
Isaac Okoro, Auburn
Scottie Lewis, Florida
Anthony Edwards, Georgia#
Tyrese Maxey, Kentucky
Trendon Watford, LSU
Jermaine Couisnard, So. Carolina
Scotty Pippen Jr., Vanderbilt

2021

Joshua Primo, Alabama
Moses Moody, Arkansas
Sharife Cooper, Auburn
KD Johnson, Georgia
Isaiah Jackson, Kentucky
Cameron Thomas, LSU
Keon Johnson, Tennessee
Jaden Springer, Tennessee

2022

Charles Bediako, Alabama
JD Davison, Alabama
Jabari Smith, Auburn
TyTy Washington Jr., Kentucky
Brandon Murray, LSU
Devin Carter, South Carolina
Kennedy Chandler, Tennessee
Zakai Zeigler, Tennessee

2023

Jaden Bradley, Alabama
Noah Clowney, Alabama
Brandon Miller, Alabama
Anthony Black, Arkansas
Riley Kugel, Florida
Chris Livingston, Kentucky
Cason Wallace, Kentucky
Gregory "GG" Jackson II, South Carolina
Julian Phillips, Tennessee

* Tied for position
SEC Freshman of the Year

NOTE: The SEC All-Freshman team is voted on by the league's coaches. From 1987-97, the award was sponsored by the *Knoxville News-Sentinel*. The SEC discontinued its All-Freshman Team after the 1998 season but resumed the award for the 2000 season.

ALL-DEFENSIVE TEAMS

1991

Greg Carter, Mississippi State
Rod Cole, Georgia
Shawn Griggs, LSU
Shaquille O'Neal, LSU (MVP)
Gary Waites, Alabama

1992

Robert Horry, Alabama
Lee Mayberry, Arkansas
Shaquille O'Neal, LSU (MVP)
Latrell Sprewell, Alabama
Reggie Tinch, Georgia

2008

Steven Hill, Arkansas
Sundiata Gaines, Georgia
Ramel Bradley, Kentucky
Garrett Temple, LSU
Jarvis Varnado, Mississippi State
JaJuan Smith, Tennessee

2009

Quantez Robertson, Auburn
Garrett Temple, LSU
Chris Johnson, LSU
Jarvis Varnado, Mississippi State
Dominique Archie, South Carolina
Devan Downey, South Carolina

2010

Patrick Patterson, Kentucky
Jarvis Varnado, Mississippi State
Devan Downey, South Carolina
Sam Muldrow, South Carolina
Jeffery Taylor, Vanderbilt

2011

Delvon Johnson, Arkansas
DeAndre Liggins, Kentucky
Reginald Buckner, Ole Miss
Sam Muldrow, South Carolina
Jeffery Taylor, Vanderbilt

2012

Anthony Davis, Kentucky
Michael Kidd-Gilchrist, Kentucky
Reginald Buckner, Ole Miss
Damontre Harris, South Carolina
Jeffery Taylor, Vanderbilt

2013

Trevor Releford, Alabama
Scottie Wilbekin, Florida
Patric Young, Florida
Nerlens Noel, Kentucky
Anthony Hickey, LSU
Reginald Buckner, Ole Miss

2014

Patric Young, Florida
Scottie Wilbekin, Florida
Willie Cauley-Stein, Kentucky
Jordan Mickey, LSU
Josh Richardson, Tennessee

2015

Marcus Thornton, Georgia
Willie Cauley-Stein, Kentucky
Jordan Mickey, LSU
Josh Richardson, Tennessee
Damian Jones, Vanderbilt

2016

Retin Obasohan, Alabama
Moses Kingsley, Arkansas
Tyler Ulis, Kentucky
Sindarius Thornwell, South Carolina
Alex Caruso, Texas A&M
Luke Kornet, Vanderbilt

2017

Moses Kingsley, Arkansas
Kasey Hill, Florida
Sindarius Thornwell, South Carolina
Robert Williams, Texas A&M
Luke Kornet, Vanderbilt

2018

Donta Hall, Alabama
Anfernee McLemore, Auburn
Chris Chiozza, Florida
Chris Silva, South Carolina
Robert Williams, Texas A&M

2019

Donta Hall, Alabama
Daniel Gafford, Arkansas
Ashton Hagans, Kentucky
Tremont Waters, LSU
Chris Silva, South Carolina

2020

Herbert Jones, Alabama
Isaac Okoro, Auburn
Ashton Hagans, Kentucky
Nick Richards, Kentucky
Yves Pons, Tennessee

2021

Herbert Jones, Alabama
Isaiah Jackson, Kentucky
Abdul Ado, Mississippi State
Dru Smith, Missouri
Yves Pons, Tennessee

2022

Keon Ellis, Alabama
Jaylin Williams, Arkansas
Walker Kessler, Auburn
Oscar Tshiebwe, Kentucky
Zakai Zeigler, Tennessee

2023

Charles Bediako, Alabama
Davonte Davis, Arkansas
Colin Castleton, Florida
Zakai Zeigler, Tennessee
Liam Robbins, Vanderbilt

NOTE: SEC Defensive team discontinued following 1992 and restarted in 2008.



COMMUNITY SERVICE TEAMS

1999

Jeremy Hays, Alabama
 Pat Bradley, Arkansas
 Adrian Chilliest, Auburn
 Patrick O'Connor, Florida
 G.G. Smith, Georgia
 Scott Padgett, Kentucky
 Collis Temple III, LSU
 Michael White, Ole Miss
 Bart Hyche, Mississippi State
 BJ McKie, South Carolina
 Aaron Green, Tennessee
 Sam Howard, Vanderbilt

2000

Jeremy Hays, Alabama
 Brandon Davis, Arkansas
 Daymeon Fishback, Auburn
 Brent Wright, Florida
 Badi Oliver, Georgia
 Saul Smith, Kentucky
 Jermaine Williams, LSU
 Rahim Lockhart, Ole Miss
 Tang Hamilton, Mississippi State
 Aaron Lucas, South Carolina
 C.J. Black, Tennessee
 Sam Howard, Vanderbilt

2001

Doc Martin, Alabama
 Brandon Davis, Arkansas
 Scott Pohlman, Auburn
 Matt Bonner, Florida
 Anthony Evans, Georgia
 Saul Smith, Kentucky
 Collis Temple III, LSU
 Rahim Lockhart, Ole Miss
 T.J. Billups, Mississippi State
 Jamel Bradley, South Carolina
 Jon Higgins, Tennessee
 Sam Howard, Vanderbilt

2002

Terrance Meade, Alabama
 Blake Eddins, Arkansas
 Charlton Baker, Auburn
 Matt Bonner, Florida
 Chris Daniels, Georgia
 Tayshaun Prince, Kentucky
 Collis Temple III, LSU
 Jason Harrison, Ole Miss
 Lincoln Smith, Mississippi State
 Aaron Lucas, South Carolina
 Jon Higgins, Tennessee
 Chuck Moore, Vanderbilt

2003

Terrance Meade, Alabama
 Blake Eddins, Arkansas
 Marquis Daniels, Auburn
 Matt Bonner, Florida
 Jonas Hayes, Georgia
 Jules Camara, Kentucky
 Collis Temple III, LSU
 Derrick Allen, Ole Miss
 Timmy Bowers, Mississippi State
 Michael Boynton, South Carolina
 Jon Higgins, Tennessee
 Jason Holwerda, Vanderbilt

2004

Evan Brock, Alabama
 Billy Pharis, Arkansas

Johnathan Lewis, Auburn
 David Lee, Florida
 Rashad Wright, Georgia
 Kelenna Azubuike, Kentucky
 Paul Wolfert, LSU
 Justin Reed, Ole Miss
 Timmy Bowers, Mississippi State
 John Chappell, South Carolina
 C.J. Watson, Tennessee
 Russell Lakey, Vanderbilt

2005

Evan Brock, Alabama
 Steven Hill, Arkansas
 Nathan Watson, Auburn
 David Lee, Florida
 Levi Stukes, Georgia
 Chuck Hayes, Kentucky
 Paul Wolfert, LSU
 Kendrick Fox, Ole Miss
 Shane Power, Mississippi State
 Carlos Powell, South Carolina
 C.J. Watson, Tennessee
 Jason Holwerda, Vanderbilt

2006

Evan Brock, Alabama
 Dontell Jefferson, Arkansas
 Ronny LeMelle, Auburn
 Lee Humphrey, Florida
 Steve Newman, Georgia
 Bobby Perry, Kentucky
 Darnell Lazare, LSU
 Todd Abernethy, Ole Miss
 Wesley Morgan, Mississippi St.
 Renaldo Balkman, South Carolina
 Stanley Asumnu, Tennessee
 Ted Skuchas, Vanderbilt

2007

Ronald Steele, Alabama
 Sean McCurdy, Arkansas
 Quantez Robertson, Auburn
 Lee Humphrey, Florida
 Dave Bliss, Georgia
 Bobby Perry, Kentucky
 Garrett Temple, LSU
 Todd Abernethy, Ole Miss
 Piotr Stelmach, Mississippi State
 Brandon Wallace, South Carolina
 Chris Lofton, Tennessee
 Shan Foster, Vanderbilt

2008

Richard Hendrix, Alabama
 Darian Townes, Arkansas
 Drew Smith, Auburn
 Walter Hodge, Florida
 Terrance Woodbury, UG
 Jodie Meeks, Kentucky
 Garrett Temple, LSU
 Dwayne Curtis, Ole Miss
 Billy Begley, Mississippi State
 Dwayne Day, South Carolina
 Wayne Chism, Tennessee
 Shan Foster, Vanderbilt

2009

Senario Hillman, Alabama
 Michael Sanchez, Arkansas
 Quantez Robertson, Auburn
 Walter Hodge, Florida
 Albert Jackson, Georgia

Jodie Meeks, Kentucky
 Garrett Temple, LSU
 Eniel Polyniece, Ole Miss
 Barry Stewart, Mississippi State
 Branden Conrad, South Carolina
 Wayne Chism, Tennessee
 A.J. Ogilvy, Vanderbilt

2010

Senario Hillman, Alabama
 Roinei Clarke, Arkansas
 Lucas Hargrove, Auburn
 Dan Werner, Florida
 Trey Thompkins, Georgia
 Patrick Patterson, Kentucky
 Alex Farrer, LSU
 Zach Graham, Ole Miss
 Barry Stewart, Mississippi State
 Austin Steed, South Carolina
 Bobby Maze, Tennessee
 Joe Duffy, Vanderbilt

2011

Charvez Davis, Alabama
 Marcus Britt, Arkansas
 Frankie Sullivan, Auburn
 Chandler Parsons, Florida
 Connor Nolte, Georgia
 DeAndre Liggins, Kentucky
 Daron Populist, LSU
 Zach Graham, Ole Miss
 Brandon Bolen, Mississippi State
 Malike Cooke, South Carolina
 Melvin Goins, Tennessee
 Joe Duffy, Vanderbilt

2012

Trevor Releford, Alabama
 Michael Sanchez, Arkansas
 Kenny Gabriel, Auburn
 Will Yeguete, Florida
 Matt Bucklin, Georgia
 Darius Miller, Kentucky
 Justin Hamilton, LSU
 Nick Williams, Ole Miss
 Charles Parker, Mississippi State
 Malik Cooke, South Carolina
 Cameron Tatum, Tennessee
 Steve Tchiengang, Vanderbilt

2013

Levi Randolph, Alabama
 Kikko Haydar, Arkansas
 Josh Wallace, Auburn
 Patric Young, Florida
 John Florveus, Georgia
 Nerlens Noel, Kentucky
 Andre Stringer, LSU
 Nick Williams, Ole Miss
 Tyson Cunningham, Mississippi St.
 Laurence Bowers, Missouri
 Brian Richardson, South Carolina
 Kenny Hall, Tennessee
 Jarod Jahns, Texas A&M
 Eric McClellan, Vanderbilt

2014

Retin Obasohan, Alabama
 Kikko Haydar, Arkansas
 Asaunh Dixon-Tatum, Auburn
 Will Yeguete, Florida
 Marcus Thornton, Georgia
 Jon Hood, Kentucky

Andre Stringer, LSU
 Demarco Cox, Ole Miss
 Tyson Cunningham, Mississippi St.
 Johnathan Williams, III, Missouri
 Brenton Williams, South Carolina
 D'Montre Edwards, Tennessee
 Blake McDonald, Texas A&M
 Kyle Fuller, Vanderbilt

2015

Retin Obasohan, Alabama
 Moses Kingsley, Arkansas
 KT Harrell, Auburn
 Jacob Kurtz, Florida
 Marcus Thornton, Georgia
 Marcus Lee, Kentucky
 John Odo, LSU
 Martavious Newby, Ole Miss
 Isaiah Butler, Mississippi State
 Keanau Post, Missouri
 Laimonas Chatkevicius, So. Carolina
 Josh Richardson, Tennessee
 Jordan Green, Texas A&M
 James Siakam, Vanderbilt

2016

Arthur Edwards, Alabama
 Keaton Miles, Arkansas
 Jordon Granger, Auburn
 DeVon Walker, Florida
 Yante Maten, Georgia
 Marcus Lee, Kentucky
 Keith Hornsby, LSU
 Tomasz Gielo, Ole Miss
 Gavin Ware, Mississippi State
 Ryan Rosburg, Missouri
 Mindaugas Kacinas, So. Carolina
 Kevin Punter Jr., Tennessee
 Kyle Dobbins, Texas A&M
 Luke Kornet, Vanderbilt

2017

Corban Collins, Alabama
 Moses Kingsley, Arkansas
 Mustapha Heron, Auburn
 Chris Chiozza, Florida
 Yante Maten, Georgia
 Derek Willis, Kentucky
 Brandon Sampson, LSU
 Sebastian Saiz, Ole Miss
 I.J. Ready, Mississippi State
 Terrence Phillips, Missouri
 PJ Dozier, South Carolina
 Admiral Schofield, Tennessee
 Tavario Miller, Texas A&M
 Luke Kornet, Vanderbilt

2018

Braxton Key, Alabama
 Trey Thompson, Arkansas
 Jared Harper, Auburn
 Kevarrius Hayes, Florida
 Yante Maten, Georgia
 Dillon Pulliam, Kentucky
 Aaron Epps, LSU
 Terence Davis, Ole Miss
 Mitchell Storm, Mississippi State
 Jeremiah Tilton, Missouri
 Khadim Gueye, South Carolina
 Grant Williams, Tennessee
 Tony Trocha-Morelos, Texas A&M
 Djery Baptiste, Vanderbilt

2019

Galin Smith, Alabama
 Adrio Bailey, Arkansas
 Horace Spencer, Auburn
 Kevarrius Hayes, Florida
 William "Turtle" Jackson II, Georgia
 Jonny David, Kentucky
 Skylar Mays, LSU
 Terence Davis, Ole Miss
 Aric Holman, Mississippi State
 Jordan Geist, Missouri
 Hassani Gravett, South Carolina
 Grant Williams, Tennessee
 Chris Collins, Texas A&M
 Isaiah Rice, Vanderbilt

2020

Herbert Jones, Alabama
 Adrio Bailey, Arkansas
 Austin Wiley, Auburn
 Anthony Duruji, Florida
 Rayshaun Hammonds, Georgia
 Nate Sestina, Kentucky
 Marshall Graves, LSU
 Franco Miller Jr., Ole Miss
 Abdul Ado, Mississippi State
 Reed Nikko, Missouri
 Nathan Nelson, South Carolina
 John Fulkerson, Tennessee
 Wendell Mitchell, Texas A&M
 Isaiah Rice, Vanderbilt

2021

Tyler Jones, Alabama
 Moses Moody, Arkansas
 Babatunde Akingbola, Auburn
 Anthony Duruji, Florida
 P.J. Horne, Georgia
 Olivier Sarr, Kentucky
 Audre Hyatt, LSU
 Jarkel Joiner, Ole Miss
 Abdul Ado, Mississippi State
 Mitchell Smith, Missouri
 Alanzo Frink, South Carolina
 John Fulkerson, Tennessee
 Emanuel Miller, Texas A&M
 Isaiah Rice, Vanderbilt

2022

Keon Ellis, Alabama
 JD Notae, Arkansas
 Dylan Cardwell, Auburn
 Anthony Duruji, Florida
 Jabri Abdur-Rahim, Georgia
 Lance Ware, Kentucky
 Efton Reid, LSU
 Jarkel Joiner, Ole Miss
 Isaac Stansbury, Mississippi State
 Javon Pickett, Missouri
 Jacobi Wright, South Carolina
 John Fulkerson, Tennessee
 Everett Vaughn, Texas A&M
 Trey Thomas, Vanderbilt

COMMUNITY SERVICE TEAMS

2023

Noah Gurley, Alabama
 Derrian Ford, Arkansas
 Jaylin Williams, Auburn
 Trey Bonham, Florida
 Jabri Abdur-Rahim, Georgia
 CJ Fredrick, Kentucky
 KJ Williams, LSU
 Jaemyn Brakefield, Ole Miss
 Isaac Stansbury, Mississippi State
 Ben Sternberg, Missouri
 Hayden Brown, South Carolina
 Josiah-Jordan James, Tennessee
 Henry Coleman III, Texas A&M
 Liam Robbins, Vanderbilt

NOTE: SEC Community Service team was called "Good Works Team" from 1999-2007

MISCELLANEOUS AWARDS

All-Time SEC Team

(1974: by special panel for Orlando Sentinel)

First Team

C	Bob Pettit, LSU	6-9	1953-54
G	Pete Maravich, LSU	6-5	1969-70
G	Ralph Beard, Kentucky	5-11	1948-49
G	Bailey Howell, Mississippi State	6-7	1958-59
C	Cliff Hagan, Kentucky	6-4	1953-54

Second Team

G	Frank Ramsey, Kentucky	6-3	1953-54
C	Dan Issel, Kentucky	6-8	1969-70
C	Alex Groza, Kentucky	6-7	1948-49
C	Clyde Lee, Vanderbilt	6-10	1965-66
F/C	Wallace Jones, Kentucky	6-4	1948-49

Third Team

G	Louie Dampier, Kentucky	6-0	1966-67
C/F	Cotton Nash, Kentucky	6-5	1963-64
F	Bonnie Graham, Ole Miss	6-3	1937-38
G	Donnie Kessinger, Ole Miss	6-3	1963-64
G	Roger Kaiser, Georgia Tech	6-1	1960-61
G	John Mengelt, Auburn	6-1	1970-71

Coach

Adolph Rupp, Kentucky (1931-72)

SEC Team of the 1980's

(Selected in 1989 by conference coaches and conducted by Clarion-Ledger/Jackson Daily News)

First Team

F	Dale Ellis, Tennessee	1980-83
F	Kenny Walker, Kentucky	1983-86
C	Charles Barkley, Auburn	1982-84
F	Dominique Wilkins, Georgia	1980-82
F	Chuck Person, Auburn	1983-86

Also Receiving Votes

G	Jeff Malone, Mississippi State	1980-83
F	Derrick McKey, Alabama	1985-87
G	Chris Jackson, LSU	1989-90
C	Will Perdue, Vanderbilt	1984,86-88
F	Durand Macklin, LSU	1977-78,80-81
G	Vern Fleming, Georgia	1981-84
F	Buck Johnson, Alabama	1983-86
C	Sam Bowie, Kentucky	1980-81,84
G	Vernon Maxwell, Florida	1985-88

SEC Silver Anniversary Team

(2004: by special panel for ESPN)

G	Chris Jackson, LSU	1988-90
G	Allan Houston, Tennessee	1990-93
F	Chuck Person, Auburn	1983-86
F	Jamal Mashburn, Kentucky	1991-93
C	Shaquille O'Neal, LSU	1990-92

25-Year All-SEC Team

(1986: by special panel for Lakeland Ledger)

First Team

F	Bernard King, Tennessee	1975-77
F	Dan Issel, Kentucky	1968-70
F	Clyde Lee, Vanderbilt	1964-66
G	Pete Maravich, LSU	1968-70
G	Kyle Macy, Kentucky	1978-80

Second Team

F	Dominique Wilkins, Georgia	1980-82
F	Cotton Nash, Kentucky	1962-64
F	Reginald King, Alabama	1976-79
G	Ernie Grunfeld, Tennessee	1974-77
G	John Mengelt, Auburn	1969-71

Honorable Mention

John Stroud, Ole Miss; Kevin Grevey, Kentucky; Dale Ellis, Tennessee; Louie Dampier, Kentucky; Leon Douglas, Alabama; Jack Givens, Kentucky; Donnie Kessinger, Ole Miss; Neal Walk, Florida; Wendell Hudson, Alabama; Durand Macklin, LSU; Ernie Johnson, Auburn; Chuck Person, Auburn; Jeff Malone, Mississippi State; Mike Mitchell, Auburn; Rick Robey, Kentucky

Best Coach

Adolph Rupp, Kentucky (1931-72) - Career Record: 875-190

Best Team

1977-78 Kentucky Wildcats - (30-2; NCAA Champions)



SEC PLAYERS OF THE WEEK

1985

J7 Kenny Walker, UK
 J14 Terry Coner, UA
 J21 Tony White, UT
 J28 Michael Brooks, UT
 Cedric Henderson, UG
 F4 Vernon Maxwell, UF
 F11 Chuck Person, AU
 F18 Brett Burrow, VU
 F25 Buck Johnson, UA
 M3 John Williams, LS

1986

J6 Nikita Wilson, LS
 Vernon Maxwell, UF
 Kenny Walker, UK
 J13 Terry Coner, UA
 J27 Derrick McKey, UA
 F3 Chuck Person, AU
 Vernon Maxwell, UF
 F10 Not Available
 F17 Roger Harden, UK
 F24 Chuck Person, AU
 M2 Not Available

1987

Dec. Jeff Moore, AU
 J12 Derrick McKey, UA
 J19 Tony White, UT
 J26 Vernon Maxwell, UF
 F2 Anthony Wilson, LS
 F9 James Blackmon, UK
 F16 Ed Davender, UK
 F23 Tony White, UT
 M1 Willie Anderson, UG

1988

Dec. Will Perdue, VU
 J11 Chris Morris, AU
 J18 Jose Vargas, LS
 J25 Will Perdue, VU
 F1 Vernon Maxwell, UF
 F8 Dyron Nix, UT
 F15 Willie Anderson, UG
 F22 Roderick Barnes, UM
 F29 Chris Morris, AU
 M3 Dyron Nix, UT

1989

N29 Dyron Nix, UT
 D6 Dyron Nix, UT
 D12 Chris Jackson, LS
 D19 Alec Kessler, UG
 Dec. Dyron Nix, UT
 J9 Barry Booker, VU
 J16 Michael Ansley, UA
 J23 Chris Jackson, LS
 J30 Dwayne Schintzius, UF
 F6 Frank Kornet, VU
 F13 Keenan Carpenter, AU
 F20 Barry Goheen, VU
 F28 Gerald Glass, UM
 M6 Chris Jackson, LS

1990

Dec. Alec Kessler, UG
 J7 Derrick Wilcox, VU
 J14 Chris Jackson, LS
 J21 Gerald Glass, UM
 J28 Rod Cole, UG
 F4 Melvin Cheatum, UA
 F11 Allan Houston, UT
 F18 Chris Jackson, LS

F25 Alec Kessler, UG
 M4 Gerald Glass, UM

1991

Dec. Shaquille O'Neal, LS
 J6 Stacey Poole, UF
 J13 Ronnie Battle, AU
 J20 Kevin Anglin, VU
 J27 Allan Houston, UT
 F3 Greg Carter, MS
 F10 Shaquille O'Neal, LS
 F17 Reggie Hanson, UK
 F24 Harold Boudreaux, LS
 M3 Greg Carter, MS

1992

Dec. Litterial Green, UG
 J13 Todd Day, AR
 J20 Shaquille O'Neal, LS
 J27 Carlus Groves, UT
 F3 Ronnie Battle, AU
 F10 Latrell Sprewell, UA
 F17 Tony Watts, MS
 F24 Joe Harvell, UM
 M2 Todd Day, AR
 M9 Shaquille O'Neal, LS

1993

Dec. Allan Houston, UT
 J11 James Robinson, UA
 J18 Billy McCaffrey, VU
 J25 Ronnie Battle, AU
 F1 Jamal Mashburn, UK
 F8 Jamie Brandon, LS
 F15 Allan Houston, UT
 F22 Kevin Anglin, VU
 M1 Corey Allen, UT
 M8 Wesley Person, AU

1994

Dec. Wesley Person, AU
 J3 Clarence Ceasar, LS
 J10 Erick Dampier, MS
 J17 David Johnson, UM
 J24 Dan Cross, UF
 J31 Dan Cross, UF
 F7 Scotty Thurman, AR
 F13 Aaron Swinson, AU
 F21 Scotty Thurman, AR
 F28 Corliss Williamson, AR

1995

Dec. Don Cross, UF
 J9 Erick Dampier, MS
 J16 Steve Hamer, UT
 J23 Randy Livingston, LS
 J30 Ronnie McMahan, VU
 F6 Darryl Wilson, MS
 F13 Corliss Williamson, AR
 F20 Scotty Thurman, AR
 F27 Ronnie Henderson, LS
 M6 Tony Delk, UK

1996

D3 Erick Dampier, MS
 D11 Steve Hamer, UT
 D17 Katu Davis, UG
 D31 Tony Delk, UK
 J7 Darryl Wilson, MS
 J14 Brian Williams, UA
 J21 Larry Davis, SC
 J28 Dametri Hill, UF
 F4 Ronnie Henderson, LS

F11 Darryl Wilson, MS
 F18 Roy Rogers, UA
 F25 Steve Hamer, UT
 M2 Shandon Anderson, UG

1997

D1 Eric Washington, UA
 D8 Ron Mercer, UK
 D15 Greg Stolt, UF
 J5 Michael Chadwick, UG
 J11 Larry Davis, SC
 J19 Derek Anderson, UK
 J26 BJ McKie, SC
 F2 Ansu Sesay, UM
 F9 Pax Whitehead, VU
 F16 Brian Williams, UA
 F23 Ron Mercer, UK
 M2 Ansu Sesay, UM

1998

D1 Ansu Sesay, UM
 D8 Nazr Mohammed, UK
 D15 Kareem Reid, AR
 J5 Tyrone Washington, MS
 J12 Bryant Smith, AU
 J19 Drew Maddux, VU
 J26 Ansu Sesay, UM
 F2 Doc Robinson, AU
 F9 Tony Harris, UT
 F16 Michael White, UM
 F23 Rashard Lee, UT
 M2 Jeff Sheppard, UK

1999

N23 Dan Langhi, VU
 N30 Chris Porter, AU
 D7 Wayne Turner, UK
 D14 Heshimu Evans, UK
 J4 Jumaine Jones, UG
 J11 Chris Porter, AU
 J18 Brandon Wharton, UT
 J25 Keith Carter, UM
 F1 BJ McKie, SC
 F8 Detrick White, MS
 F15 Doc Robinson, AU
 F22 Dan Langhi, VU
 M1 Brian Williams, UA

2000

N22 Mamadou N'diaye, AU
 N29 Stromile Swift, LS
 D6 Aaron Lucas, SC
 D13 Adrain Jones, UG
 J3 Jamaal Magloire, UK
 J10 Tayshaun Prince, UK
 J17 Doc Robinson, AU
 Dan Langhi, VU
 J24 Jamaal Magloire, UK
 J31 Stromile Swift, LS
 Vincent Yarbrough, UT
 F7 Chris Porter, AU
 F14 Brian Beshara, LS
 Tony Harris, UT
 F21 Anthony Williams, VU
 F28 Rod Grizzard, UA
 M6 Jamaal Magloire, UK

2001

N20 Teddy Dupay, UF
 N27 Tony Harris, UT
 D4 Marquis Estill, UK
 D11 Gerald Wallace, UA
 D18 Jamison Brewer, AU

J2 Antonio Jackson, MS
 J8 Isiah Victor, UT
 J15 Ezra Williams, UG
 J22 Jannero Pargo, AR
 J29 D.A. Layne, UG
 F5 Tayshaun Prince, UK
 F12 Antonio Grant, SC
 F19 Tayshaun Prince, UK
 F26 Udonis Haslem, UF
 M5 Brett Nelson, UF

2002

N19 Vincent Yarbrough, UT
 N26 Ezra Williams, UG
 D3 Collis Temple III, LS
 D10 Justin Reed, UM
 D17 Marquis Daniels, AU
 Udonis Haslem, UF
 D23 Jannero Pargo, AR
 J2 Tayshaun Prince, UK
 J7 Mario Austin, MS
 J14 Ezra Williams, UG
 J21 Matt Freije, VU
 J28 Jannero Pargo, AR
 F4 Vincent Yarbrough, UT
 F11 Matt Bonner, UF
 F18 Erwin Dudley, UA
 F25 Tayshaun Prince, UK
 M4 Mario Austin, MS

2003

N25 Matt Walsh, UF
 D2 Chuck Eidson, SC
 D9 Gerald Fitch, UK
 D16 Mario Austin, MS
 D23 Jaime Lloreda, LS
 D30 Kenny Walker, UA
 J6 Ezra Williams, UG
 J13 Anthony Roberson, UF
 J20 Marquis Daniels, AU
 J27 Aaron Harper, UM
 F3 Matt Freije, VU
 F10 Ron Slay, UT
 F17 Ron Slay, UT
 F24 Jarvis Hayes, UG
 M3 Collis Temple III, LS
 M10 Matt Bonner, UF

2004

N24 Lawrence Roberts, MS
 D1 Matt Walsh, UF
 D8 Earnest Shelton, UA
 D15 Gerald Fitch, UK
 D22 Kennedy Winston, UA
 D29 Jaime Lloreda, LS
 J5 Jonas Hayes, UG
 J12 David Lee, UF
 J19 Rashad Wright, UG
 J26 Justin Reed, UM
 F2 Matt Freije, VU
 F9 Erik Daniels, UK
 F16 Lawrence Roberts, MS
 F23 Kennedy Winston, UA
 Matt Freije, VU
 M1 Kennedy Winston, UA
 M8 Timmy Bowers, MS

2005

N15 Todd Abernethy, UM
 N22 Ian Young, AU
 N29 Carlos Powell, SC
 D6 Kennedy Winston, UA
 D13 Levi Stukes, UG
 D20 Patrick Sparks, UK
 D27 Lawrence Roberts, MS
 J3 Lawrence Roberts, MS
 J10 Mario Moore, VU
 J17 Anthony Roberson, UF
 J24 Kennedy Winston, UA
 J31 Brandon Bass, LS
 F7 Frank Tolbert, AU
 F14 Jonathon Modica, AR
 F21 Brandon Bass, LS
 F28 Patrick Sparks, UK
 M7 Kennedy Winston, UA

2006

N21 Taurean Green, UF
 N28 Darrel Mitchell, LS
 D5 Derrick Byars, VU
 D12 C.J. Watson, UT
 D19 Rajon Rondo, UK
 Chris Lofton, UT
 D26 Joakim Noah, UF
 J2 Joe Crawford, UK
 J9 Dwayne Curtis, UM
 J16 Jermareo Davidson, UA
 J23 Chris Lofton, UT
 J30 Darrel Mitchell, LS
 F6 Jonathon Modica, AR
 F13 Chris Lofton, UT
 F20 Glen Davis, LS
 F27 Glen Davis, LS
 M6 Joakim Noah, UF

2007

N13 Korvotney Barber, AU
 N20 Chris Lofton, UT
 N27 Bam Doyne, UM
 D4 Mike Mercer, UG
 D11 Chris Lofton, UT
 D8 Sundiata Gaines, UG
 D25 Chris Lofton, UT
 J1 Randolph Morris, UK
 J8 Gary Ervin, AR
 J15 Lee Humphrey, UF
 J22 Derrick Byars, VU
 J29 Tre' Kelley, SC
 F5 Jermareo Davidson, UA
 F12 Corey Brewer, UF
 F19 Derrick Byars, VU
 F26 Korvotney Barber, AU
 M5 Gary Ervin, AR

2008

N12 Richard Hendrix, UA
 N19 Shan Foster, VU
 N26 Rasheem Barrett, AU
 D3 Shan Foster, VU
 D10 Devan Downey, SC
 D17 Dwayne Curtis, UM
 D24 J.P. Prince, UT
 D31 Barry Stewart, MS
 J7 Shan Foster, VU
 J14 JaJuan Smith, UT
 J21 Jamont Gordon, MS
 J28 Ramel Bradley, UK
 F4 Sonny Weems, AR
 F11 Chris Lofton, UT
 F18 Sundiata Gaines, UG

SEC PLAYERS OF THE WEEK



F25 Tyler Smith, UT
M3 Charles Rhodes, MS
M10 Marcus Thornton, LS
Shan Foster, VU

2009

N17 Michael Washington, AR
N24 Jarvis Varnado, MS
D1 Jodie Meeks, UK
D8 Tyler Smith, UT
D15 Courtney Fortson, AR
D22 Jodie Meeks, UK
D29 Patrick Patterson, UK
J5 Michael Washington, AR
J12 Nick Calathes, UF
J19 Jodie Meeks, UK
J26 Marcus Thornton, LS
F2 Devan Downey, SC
F9 Tasmin Mitchell, LS
F16 Jodie Meeks, UK
F23 Alonzo Gee, UA
M2 Marcus Thornton, LS
M9 Korvotney Barber, AU

2010

N16 Rotnei Clarke, AR
N23 Patrick Patterson, UK
N30 Erving Walker, UF
D7 A.J. Ogilvy, VU
D14 Ravern Johnson, MS
D21 Trey Thompkins, UG
D28 JaMychal Green, UA
J4 DeMarcus Cousins, UK
J11 Bobby Maze, UT
J18 Jarvis Varnado, MS
J25 Travis Leslie, UG
F1 Devan Downey, SC
F8 Courtney Fortson, AR
F15 Jeffery Taylor, VU
F22 Wayne Chism, UT
M1 Jarvis Varnado, MS
M8 Chris Warren, UM

2011

N15 Brad Tinsley, VU
N22 John Jenkins, VU
N29 Scotty Hopson, UT
D6 Festus Ezeli, VU
D13 Scotty Hopson, UT
D20 Kenny Boynton, UF
D27 Doron Lamb, UK
J1 Josh Harrellson, UK
J10 Sam Muldrow, SC
J17 Dee Bost, MS
J24 Lance Goulbourne, VU
J31 Rotnei Clarke, AR
F7 Chandler Parsons, UF
F14 John Jenkins, VU
F21 Tony Mitchell, UA
F28 Rotnei Clarke, AR
M7 Kenny Gabriel, AU
Ravern Johnson, MS

2012

N14 Trae Golden, UT
N21 Tony Mitchell, UA
N28 Murphy Holloway, UM
D5 Terrence Jones, UK
D12 Patric Young, UF
D19 Kenny Boynton, UF
D26 Ralston Turner, LS
J2 Michael Kidd-Gilchrist, UK
J9 Justin Hamilton, LS

J16 Arnett Moultrie, MS
J23 Terrence Henry, UM
J30 Jeffery Taylor, VU
F6 Anthony Davis, UK
F13 Gerald Robinson, UG
F20 John Jenkins, VU
F27 Anthony Davis, UK
M5 Jarnell Stokes, UT

2013

N12 Kyle Wiltjer, UK
N19 Trevor Releford, UA
N26 Murphy Holloway, UM
D3 Shavon Coleman, LS
D10 Kyle Fuller, VU
D17 Trae Golden, UT
D24 Laurence Bowers, MO
D31 BJ Young, AR
J7 Phil Pressey, MO
J14 Elston Turner, AM
J21 Marshall Henderson, UM
J28 Scottie Wilbekin, UF
F4 K. Caldwell-Pope, UG
F12 Jarnell Stokes, UT
F18 Marshawn Powell, AR
F25 Trae Golden, UT
M4 Alex Oriakhi, MO
M11 Jarnell Stokes, UT

2014

N11 Julius Randle, UK
N18 Jordan Clarkson, MO
N25 Jordan McRae, UT
D2 Casey Prather, UF
D9 Jordan Clarkson, MO
D16 Scottie Wilbekin, UF
D23 KT Harrell, AU
D30 Jordan Clarkson, MO
J6 Jordan McRae, UT
J13 Charles Mann, UG
J20 Marshall Henderson, UM
J27 Michael Frazier II, UF
F3 Johnny O'Bryant III, LS
F11 Rod Odom, VU
F17 Scottie Wilbekin, UF
F24 Julius Randle, UK
M3 Coty Clarke, AR
M10 Jarnell Stokes, UT
Michael Frazier II, UF

2015

N17 Cinmeon Bowers, AU
N24 Levi Randolph, UA
D1 Michael Qualls, AR
D8 Duane Notice, SC
Alex Caruso, AM
D15 Josh Richardson, UT
D22 KT Harrell, AU
D29 Ricky Tarrant, UA
J5 Sindarius Thornwell, SC
J12 Bobby Portis, AR
J19 Armani Moore, UT
J26 J.J. Frazier, UG
F2 Danuel House, AM
F9 Stefan Moody, UM
F16 Bobby Portis, AR
F23 Stefan Moody, UM
M2 Tim Quarterman, LS
M9 Karl-Anthony Towns, UK

2016

N16 Gavin Ware, MS
N23 Kenny Gaines, UG
Tyler Ulis, UK
N30 Mindaugas Kacinas, SC
D7 Ben Simmons, LS
D14 Retin Obasohan, UA
D21 J.J. Frazier, UG
D28 Tyler Ulis, UK
J4 Jalen Jones, AM
J11 Anthlon Bell, AR
J18 Jalen Jones, AM
J25 Dorian Finney-Smith, UF
F1 Moses Kingsley, AR
F8 Retin Obasohan, UA
F15 Tyler Ulis, UK
F22 Armani Moore, UT
F29 Damian Jones, VU
M7 Jamal Murray, UK

2017

N14 Duop Reath, LS
N21 Sebastian Saiz, UM
N28 Sindarius Thornwell, SC
D5 PJ Dozier, SC
D12 Tyler Davis, AM
D19 Malik Monk, UK
D26 Detrick Mostella, UT
J2 Yante Maten, UG
J9 Isaiah Briscoe, UK
KeVaughn Allen, UF
J16 Q. Weatherspoon, MS
J23 Terence Davis, UM
J30 Robert Hubbs III, UT
F6 Chris Chiozza, UF
F13 Sindarius Thornwell, SC
F20 Daryl Macon, AR
F27 J.J. Frazier, UG
M6 Luke Kornet, VU

2018

N13 Admon Gilder, AM
N20 Egor Koulechov, UF
N27 Jalen Hudson, UF
D4 Tyson Carter, MS
D11 Duop Reath, LS
D18 Daryl Macon, AR
D25 Yante Maten, UG
J1 Daryl Macon, AR
J8 Mustapha Heron, AU
J15 Grant Williams, UT
J22 Jalen Hudson, UF
Tyler Davis, AM
J29 Daryl Macon, AR
Mustapha Heron, AU
F5 Kassius Robertson, MO
F12 Kassius Robertson, MO
F19 Jeff Roberson, VU
F26 Lamar Peters, MS
Admiral Schofield, UT
M5 Jalen Hudson, UF
Admiral Schofield, UT

2019

N12 Chuma Okeke, AU
N19 Daniel Gafford, AR
N26 Bryce Brown, AU
Grant Williams, UT
D3 Isaiah Joe, AR
D10 Lamar Peters, MS
Admiral Schofield, UT
D17 Admiral Schofield, UT
D24 Jeremiah Tilmon, MO

D31 Nicolas Claxton, UG
J7 Breein Tyree, UM
J14 Terence Davis, UM
J21 Kavell Bigby-Williams, LS
J28 Grant Williams, UT
F4 PJ Washington, UK
Jordan Bone, UT
F11 Tremont Waters, LS
F18 PJ Washington, UK
F25 Savion Flagg, AM
M4 Grant Williams, UT
M11 Daniel Gafford, AR
Chris Silva, SC

2020

N11 Mason Jones, AR
N18 Jordan Bowden, UT
N25 Keyontae Johnson, UF
D2 Austin Wiley, AU
D9 Saben Lee, VU
D16 Mason Jones, AR
D23 John Petty Jr., UA
Jair Bolden, SC
D30 Isaiah Joe, AR
Nick Richards, UK
J6 J'Von McCormick, AU
J13 Immanuel Quickley, UK
J20 Reggie Perry, MS
J27 Kira Lewis Jr., UA
Nick Richards, UK
Mason Jones, AR
Reggie Perry, MS
F10 Breein Tyree, UM
F17 Kira Lewis Jr., UA
F24 Immanuel Quickley, UK
M2 Mason Jones, AR
Immanuel Quickley, UK
M9 Wendell Mitchell, AM
Saben Lee, VU

2021

N30 Tye Fagan, UG
D7 Mark Smith, MO
D14 Dru Smith, MO
D21 Toumani Camara, UG
D28 Jaden Shackelford, UA
J4 John Petty Jr., UA
Colin Castleton, UF
J11 Iverson Molinar, MS
J18 John Petty Jr., UA
J25 Dru Smith, MO
F1 Colin Castleton, UF
F8 Devontae Shuler, UM
Dru Smith, MO
F15 Javonte Smart, LS
F22 Dylan Disu, VU
M1 Tre Mann, UF
M8 Emanuel Miller, AM

2022

N15 Colin Castleton, UF
N22 Darius Days, LS
N29 Quenton Jackson, AM
D6 Jaden Shackelford, UA
D13 Tari Eason, LS
D20 Sahvir Wheeler, UK
D27 Oscar Tshiebwe, UK
John Fulkerson, UT
J3 Walker Kessler, AU
J10 Kobe Brown, MO
J17 Iverson Molinar
J24 Jaylin Williams, AR
Walker Kessler, AU

J31 Keion Brooks Jr., UK
F7 Wendell Green Jr., AU
F14 Walker Kessler, AU
Oscar Tshiebwe, UK
F21 Jaylin Williams, AR
Scotty Pippen Jr., VU
F28 JD Notae, AR
M7 Quenton Jackson, AM

2023

N14 Tolu Smith, MS
N21 D'Moi Hodge, MO
N28 Santiago Vescovi, UT
D5 Ricky Council IV, AR
D12 KJ Williams, LS
D19 Braelen Bridges, UG
D26 Kobe Brown, MO
J2 Trae Hannibal, LS
J9 Julius Marble, AM
J16 Colin Castleton, UA
J23 Oscar Tshiebwe, UK
J30 Zakai Zeigler, UT
F6 Tolu Smith, MS
F13 Liam Robbins, VU
F20 Wade Taylor IV, AM
F27 Oscar Tshiebwe, UK
M6 Jordan Wright, VU



SEC ROOKIE/FRESHMAN OF THE WEEK

1988 – Rookie

Dec. Livingston Chatman, UF
 J11 Carl Nichols, MS
 J18 Tim Jumper, UM
 J25 Charles Mayes, VU
 F1 Tim Jumper, UM
 F8 Wayne Sims, LS
 F15 Eric Manuel, UK
 F22 Greg Bell, UT
 F29 Eric Manuel, UK
 M3 Not Available

1989 – Rookie

Dec. Chris Jackson, LS
 J9 Chris Jackson, LS
 J16 Chris Jackson, LS
 J23 Tony Watts, MS
 J30 Litterial Green, UG
 F6 Cameron Burns, MS
 F13 Chris Jackson, LS
 F20 Cameron Burns, MS
 F27 Chris Mills, UK
 M6 Chris Jackson, LS

1990 – Rookie

Dec. Shaquille O'Neal, LS
 J7 Allan Houston, UT
 J14 Maurice Williamson, LS
 J21 Reggie Gallon, AU
 J28 Joe Harvell, UM
 F4 Shaquille O'Neal, LS
 F11 Ronnie Battle, AU
 F18 Shaquille O'Neal, LS
 F25 Allan Houston, UT
 M4 Stacey Poole, UF

1991 – Rookie

Dec. Wesley Person, AU
 J6 James Robinson, UA
 J13 James Robinson, UA
 J20 James Robinson, UA
 J27 Craig Brown, UF
 F3 Wesley Person, AU
 F10 James Robinson, UA
 F17 James Robinson, UA
 F24 James Robinson, UA
 M3 Jamal Mashburn, UK

1992 – Rookie

Dec. Aaron Swinson, AU
 J13 Corey Allen, UT
 J20 Aaron Swinson, AU
 J27 Aaron Swinson, AU
 F3 Clarence Ceasar, LS
 F10 Ronnie McMahan, VU
 F17 Kevin Watkins, UM
 F24 Dale Brown, UK
 M2 Dan Cross, UF
 M9 Johnny Walker, MS

Note: SEC Rookie of the Week was discontinued following the 1992 season.

2006 – Freshman

N21 Tasmin Mitchell, LS
 N28 Billy Humphrey, UG
 D5 Jamont Gordon, MS
 D12 Billy Humphrey, UG
 D19 Alonzo Gee, UA
 D26 Jamont Gordon, MS
 J2 Rasheem Barrett, AU
 J9 Tyrus Thomas, LS
 J16 Tyrus Thomas, LS
 J23 Mike Mercer, UG
 J30 Richard Hendrix, UA
 F6 Jamont Gordon, MS
 F13 Richard Hendrix, UA
 F20 Tyrus Thomas, LS
 F27 Richard Hendrix, UA
 M6 Jamont Gordon, MS

2007 – Freshman

N13 Patrick Beverly, AR
 N20 Brandis Raley-Ross, SC
 N27 Patrick Beverly, AR
 D4 Ben Hansbrough, MS
 D11 Brandis Raley-Ross, SC
 D8 Jodie Meeks, UK
 D25 Duke Crews, UT
 J1 Dominique Archie, SC
 J8 Ramar Smith, UT
 J15 Barry Stewart, MS
 J22 Barry Stewart, MS
 J29 Jodie Meeks, UK
 F5 Ramar Smith, UT
 F12 Wayne Chism, UT
 F19 Patrick Beverly, AR
 F26 Jodie Meeks, UK
 M5 Ramar Smith, UT

2008 – Freshman

N12 A.J. Ogilvy, VU
 N19 Anthony Randolph, LS
 N26 Patrick Patterson, UK
 D3 Chris Warren, UM
 D10 Nick Calathes, UF
 D17 Brian Williams, UT
 D24 Chris Warren, UM
 D31 A.J. Ogilvy, VU
 J7 A.J. Ogilvy, VU
 J14 Nick Calathes, UF
 J21 Jeremy Price, UG
 J28 Patrick Patterson, UK
 F4 Anthony Randolph, LS
 F11 Chris Warren, UM
 F18 Anthony Randolph, LS
 F25 Patrick Patterson, UK
 M3 Anthony Randolph, LS
 M10 Mike Holmes, SC

2009 – Freshman

N17 Scotty Hopson, UT
 N24 Storm Warren, LS
 D1 Trey Thompkins, UG
 D8 DeAndre Liggins, UK
 D15 Jeffery Taylor, VU
 D22 Courtney Fortson, AR
 D29 Murphy Holloway, UM
 J5 JaMychal Green, UA
 J12 Dee Bost, MS
 J19 Terrico White, UM
 J26 JaMychal Green, UA
 F2 Terrico White, UM
 F9 Dee Bost, MS
 F16 Frankie Sullivan, AU
 F23 Murphy Holloway, UM
 M2 Scotty Hopson, UT
 M9 Terrico White, UM

2010 – Freshman

N16 Eric Bledsoe, UK
 N23 John Wall, UK
 N30 John Wall, UK
 D7 John Wall, UK
 D14 John Wall, UK
 D21 Reginald Buckner, UM
 D28 DeMarcus Cousins, UK
 J4 John Jenkins, VU
 J11 John Jenkins, VU
 J18 Eric Bledsoe, UK
 J25 DeMarcus Cousins, UK
 F1 Marshawn Powell, AR
 F8 DeMarcus Cousins, UK
 F15 John Wall, UK
 F22 DeMarcus Cousins, UK
 M1 John Jenkins, VU
 M8 Tony Mitchell, UA

2011 – Freshman

N15 Terrence Jones, UK
 N22 Tobias Harris, UT
 N29 Terrence Jones, UK
 D6 Tobias Harris, UT
 D13 Brandon Knight, UK
 D20 Trevor Releford, UA
 D27 Brandon Knight, UK
 J1 Brandon Knight, UK
 J10 Bruce Ellington, SC
 J17 Terrence Jones, UK
 J24 Brandon Knight, UK
 J31 Tobias Harris, UT
 F7 Trevor Releford, UA
 F14 Terrence Jones, UK
 F21 Terrence Jones, UK
 F28 Brandon Knight, UK
 M7 Brandon Knight, UK

2012 – Freshman

N14 Anthony Davis, UK
 N21 Rodney Hood, MS
 N28 Bradley Beal, UF
 D5 Jarvis Summers, UM
 D12 Bradley Beal, UF
 D19 K. Caldwell-Pope, UG
 D26 Bradley Beal, UF
 J2 Anthony Davis, UK
 J9 B.J. Young, AR
 J16 Anthony Davis, UK
 J23 Jarnell Stokes, UT
 J30 Bradley Beal, UF
 F6 Bradley Beal, UF
 F13 Marquis Teague, UK
 F20 Bradley Beal, UF
 F27 Michael Kidd-Gilchrist, UK
 M5 Anthony Davis, UK

2013 – Freshman

N12 Michael Carrera, SC
 N19 Alex Poythress, UK
 N26 Archie Goodwin, UK
 D3 Michael Frazier II, UF
 D10 Kevin Bright, VU
 D17 Jordan Price, AU
 D24 Gavin Ware, MS
 D31 Mindaugas Kacinas, SC
 J7 Willie Cauley-Stein, UK
 J14 Craig Sword, MS
 J21 Nerlens Noel, UK
 J28 Nerlens Noel, UK
 F4 Nerlens Noel, UK
 F12 Nerlens Noel, UK
 F18 Michael Frazier II, UF
 F25 Willie Cauley-Stein, UK
 M4 Kevin Bright, VU
 M11 Craig Sword, MS

2014 – Freshman

N11 Wes Clark, Missouri
 N18 Jordan Mickey, LS
 N25 James Young, UK
 D2 Aaron Harrison, UK
 D9 Bobby Portis, AR
 D16 Jordan Mickey, LS
 D23 Aaron Harrison, UK
 D30 James Young, UK
 J6 Bobby Portis, AR
 J13 Sindarius Thornwell, SC
 J20 Davonte Fitzgerald, AM
 J27 Julius Randle, UK
 F3 Jordan Mickey, LS
 F11 Bobby Portis, AR
 F17 Sindarius Thornwell, SC
 F24 Damian Jones, VU
 M3 Shannon Hale, UA
 M10 Sindarius Thornwell, SC

SEC FRESHMAN OF THE WEEK

2015 – Freshman

N17 Trey Lyles, UK
 N24 Wade Baldwin IV, VU
 D1 Karl-Anthony Towns, UK
 D8 Karl-Anthony Towns, UK
 D15 Riley LaChance, VU
 D22 Devin Booker, UK
 D29 Tyler Ulis, UK
 J5 Riley LaChance, VU
 J12 Devin Booker, UK
 J19 Devin Booker, UK
 J26 Devin Booker, UK
 F 2 Devin Booker, UK
 F9 Riley LaChance, VU
 F16 Karl-Anthony Towns, UK
 F23 Anton Beard, AR
 M2 Trey Lyles, UK
 M9 Riley LaChance, VU

2016 – Freshman

N16 Skal Labissiere, UK
 Antonio Blakeney, LS
 N23 Ben Simmons, LS
 N30 Quinndary Weatherspoon, MS
 D7 Isaiah Briscoe, UK
 D14 Jamal Murray, UK
 D21 Tyler Davis, AM
 D28 Malik Newman, MS
 J4 Ben Simmons, LS
 J11 Admiral Schofield, UT
 J18 Ben Simmons, LS
 J25 Jamal Murray, UK
 F1 KeVaughn Allen, UF
 F8 Ben Simmons, LS
 F15 Jamal Murray, UK
 F22 Quinndary Weatherspoon, MS
 Tyler Davis, AM
 F29 Jamal Murray, UK
 Antonio Blakeney, LS
 M7 Skal Labissiere, UK

2017 – Freshman

N14 De'Aaron Fox, UK
 N21 Malik Monk, UK
 N28 Robert Williams, AM
 D5 De'Aaron Fox, UK
 D12 Jordan Bowden, UT
 D19 De'Aaron Fox, UK
 D26 Jared Harper, AU
 J2 Malik Monk, UK
 J9 De'Aaron Fox, UK
 J16 Malik Monk, UK
 J23 Austin Wiley, AU
 J30 Braxton Key, UA
 F6 Jared Harper, AU
 F13 Grant Williams, UT
 Robert Williams, AM
 F20 Robert Williams, AM
 F27 Bam Adebayo, UK
 M6 Bam Adebayo, UK

2018 – Freshman

N13 Tremont Waters, LS
 N20 John Petty, UA
 N27 Collin Sexton, UA
 D4 Chuma Okeke, AU
 D11 Daniel Gafford, AR
 D18 Hamidou Diallo, UK
 D25 Savion Flagg, AM
 J1 John Petty, UA
 J8 Tremont Waters, LS
 J15 Shai Gilgeous-Alexander, UK
 J22 Daniel Gafford, AR
 J29 Kevin Knox, UK
 F5 Nick Weatherspoon, MS
 F12 TJ Starks, AM
 F19 Daniel Gafford, AR
 F26 Jarred VU, UK
 M5 Jontay Porter, Missouri

2019 – Freshman

N12 Darius Garland, VU
 N19 A.J. Lawson, SC
 N26 Keldon Johnson, UK
 D3 Andrew Nembhard, UF
 D10 Kira Lewis Jr., UA
 D17 Keldon Johnson, UK
 D24 Ashton Hagans, UK
 D31 Tyler Herro, UK
 J7 Simisola Shittu, VU
 J14 Ashton Hagans, UK
 J21 Tyler Herro, UK
 J28 Keldon Johnson, UK
 F4 Reggie Perry, MS
 F11 Naz Reid, LS
 F18 Andrew Nembhard, UF
 Aaron Nesmith, VU
 F25 Reggie Perry, MS
 M4 Javonte Smart, LS
 M11 Tyler Herro, UK

2020 – Freshman

N11 Tyrese Maxey, UK
 N18 Isaac Okoro, AU
 N25 Scotty Pippen Jr., VU
 D2 Anthony Edwards, UG
 D9 Isaac Okoro, AU
 D16 Emanuel Miller, AM
 D23 Sahvir Wheeler, UG
 D30 Tyrese Maxey, UK
 J6 Scottie Lewis, UF
 J13 Tyrese Maxey, UK
 J20 Jermaine Couisnard, SC
 J27 Trendon Watford, LS
 F3 Anthony Edwards, UG
 F10 Jermaine Couisnard, SC
 F17 Jaden Shackelford, UA
 F24 Anthony Edwards, UG
 M2 Anthony Edwards, UG
 M9 Scotty Pippen Jr., VU

2021 – Freshman

N30 Cam Thomas, LS
 D7 Moses Moody, AR
 D14 Justin Powell, AU
 D21 Jaden Springer, UT
 D28 Cam Thomas, LS
 J4 Dontaie Allen, UK
 J11 Sharife Cooper, AU
 J18 K.D. Johnson, UG
 J25 Joshua Primo, UA
 F1 Jaden Springer, UT
 F8 Keon Johnson, UT
 F15 Cam Thomas LS
 F22 Isaiah Jackson, UK
 M1 Moses Moody, AR
 M8 Moses Moody, AR
 Cam Thomas, LS

2022 – Freshman

N15 Kennedy Chandler, UT
 N22 TyTy Washington Jr., UK
 N29 Jabari Smith, AU
 D6 JD Davison, UA
 D13 Devin Carter, SC
 D20 Wade Taylor IV, AM
 D27 TyTy Washington Jr., UK
 J3 Jabari Smith, AU
 TyTy Washington Jr., UK
 J10 TyTy Washington Jr., UK
 J17 Jabari Smith, AU
 TyTy Washington Jr., UK
 J24 Jabari Smith, AU
 J31 Daeshun Ruffin, UM
 F7 Zakai Zeigler, UT
 F14 JD Davison, UA
 F21 Jabari Smith, AU
 F28 Kennedy Chandler, UT
 M7 Jabari Smith, AU

2023 – Freshman

N14 GG Jackson II, SC
 N21 Brandon Miller, UA
 N28 Anthony Black, AR
 N28 Amaree Abram, UM
 D5 Noah Clowney, UA
 D12 Noah Clowney, UA
 Nick Smith Jr., AR
 D19 Brandon Miller, UA
 D26 Cason Wallace, UK
 J2 Brandon Miller, UA
 J9 Brandon Miller, UA
 J16 Brandon Miller, UA
 J23 Julian Phillips, UT
 J30 Cason Wallace, UK
 F6 Cason Wallace, UK
 F13 Brandon Miller, UA
 F20 Chris Livingston, UK
 F27 Nick Smith Jr., AR
 M6 Riley Kugel, UF

Note: The SEC began awarding a Freshman of the Week during the 2005-06 season.



SEC ACADEMIC HONOR ROLL

1962

First Team
 Bill Ross, AU
 Roy Roberts, UK
 Alan Nass, GT
 George Nauin, LS
 Allen Johnson, UG
 Second Team
 John Adcock, UA
 Bill White, UM
 Carlton Gill, UG
 Ellis Cooper, LS
 Gary Blagburn, UA

1963

First Team
 Jim Caldwell, GT
 Bob Scott, VU
 Joe Dan Gold, MS
 Ellis Cooper, LS
 Mel Edmonds, UM
 Second Team
 Ron Scharf, GT
 Roy Robens, UK
 Alan Nass, GT
 Tom Baxley, UF
 J.W. Berry, UA

1964

First Team
 Jim Caldwell, GT
 J.W. Berry, UA
 Bob Davidson, TU
 Larry Conley, UK
 Brooks Henderson, UF
 Second Team
 Charles Bagby, UG
 Aubrey Nichols, MS
 Mont Highley, UF
 R.D. Craddock, GT
 Tom Baxley, UF
 Honorable Mention
 Ron Scharf, GT
 Buster Sullivan, UA
 Bill Edison, GT
 Danny Shoup, TU

1965

First Team
 Freddie Guy, AU
 Larry Conley, UK
 Bob Andrews, UA
 Brooks Henderson, UF
 Jimmy Pitts, UG
 Al Andrews, TU
 Second Team
 Tommy Kron, UK
 Pat Riley, UK
 Jerry Waller, UG
 Tom Baxley, UF
 Louie Dampier, UK
 Honorable Mention
 Mack Crenshaw, UG
 John Schweers, TU
 Tommy Thigpen, LS
 Fred Stanley, UM
 Mike Taylor, UG
 Bob Hickey, UA
 Herbert Greene, AU
 Tim Pearson, AU
 Denny Shoup, TU

1966

First Team
 Louie Dampier, UK
 Al Andrews, TU
 Cliff Berger, UK
 Dick McIntosh, UG
 Kenny Drost, LS
 Second Team
 Frank Harscher, UG
 John Schweers, TU
 Randall Walker, AU
 Bob Hickey, UA
 Bob Talent, UK
 Honorable Mention
 Waymood Henry, UG
 Gene Lockyear, VU
 Ron Knox, VU
 Jim LeMaster, UK
 Alan Goodman, TU
 Scot Bowling, LS

1967

First Team
 Jim Youngblood, UG
 John Sapen, MS
 Gary Keller, UF
 Louie Dampier, UK
 Skip Higley, UF
 Second Team
 Frank Harscher, UG
 Bill Justus, UT
 Rich Deppe, UA
 Kenny Drost, LS
 Dick McIntosh, UG
 Honorable Mention
 Gene Lockyear, VU
 Tom Perry, AU
 Herb Biggs, MS
 Phil Argento, UK
 Steve Clevenger, UK
 Boyd Welsch, UF

1968

First Team
 Jim Youngblood, UG
 Gene Lockyear, VU
 Cliff Berger, UK
 Bill Justus, UT
 Dick McIntosh, UG
 Honorable Mention
 Tommy Williams, UM

1969

First Team
 Chuck Wade, MS
 Tom Perry, AU
 Andy Owens, UF
 Mike Leatherwood, UF
 Tommy Suitts, UA
 Honorable Mention
 Cort Nagle, UG
 Greg Main, UG
 Tommy Williams, UM
 Ralph Mayes, VU

1970

First Team
 Andy Owens, UF
 Mike Pratt, UK
 Dan Issel, UK
 John Mengelt, AU
 Ron Coleman, UM
 Second Team

Danny Hester, LS
 Tom Parker, UK
 Bill Alexander, AU
 Jimmy Hollon, UA
 Ralph Mayes, UG
 Honorable Mention
 Stan Key, UK
 Cort Nagle, UG
 Nick Gimpel, UG
 Don Campbell, UT

1971

First Team
 Johnny Neumann, UM
 Mike Casey, UK
 Tom Parker, UK
 John Mengelt, AU
 Mike Edwards, UT
 Second Team
 Lloyd Richardson, UT
 Ed Lukco, UF
 Van Oliver, VU
 Barry Cohen, UG
 Johnny Pearson, MS
 Honorable Mention
 Tony Duva, UF

1972

First Team
 Jeff Watkins, MS
 Larry Robinson, UT
 Ray Maddux, VU
 Tony Miller, UF
 Mike Edwards, UT
 Second Team
 Lloyd Richardson, UT
 Steve Strickland, UM
 Buddy Rawlings, UM
 Jerry Hoover, UF
 Danny Gunn, UM

1973

First Team
 Bill Whittle, LS
 Collis Temple, LS
 Terry Kusnierz, MS
 Tony Miller, UF
 Mike Edwards, UT
 Second Team
 Dick Toth, UG
 Bob Guyette, UK
 Ray Maddux, VU
 Wade Evans, LS
 Tom Jordan, UM
 Honorable Mention
 El LeBlanc, LS
 Steve Strickland, Ole Mis
 Dave Smith, UM
 David Lucey, UG

1974

First Team
 Bill Singletary, MS
 Terry Compton, VU
 Bob Guyette, UK
 John Snow, UT
 Rich Knarr, MS
 Second Team
 Gary Redding, AU
 Jeff Fosnes, VU
 Leon Douglas, UA
 Dave Shepherd, UM
 Jeff Stroman, MS

Honorable Mention
 Terry Kusnierz, MS
 Wayne Tomlinson, UT
 Bob Osberry, AU
 G.J. Smith, UK
 Steve Lockmueller, UK
 Bob Chess, VU
 Don Bostic, UF
 Johnny Dill, UA
 Ray Edelman, UK
 Gary Yoder, UM

1975

First Team
 Gary Redding, AU
 Jeff Fosnes, VU
 Chip Williams, UF
 Dave Shepherd, UM
 Jimmy Dan Conner, UK
 Second Team
 Mike Flynn, UK
 Al Bonner, UF
 Bob Guyette, UK
 Jeff Stroman, MS
 Bob Mahoney, UM
 Honorable Mention
 Merion Haskins, UK
 Larry Brewster, UF
 Greg Keith, UG

1976

First Team
 Jeff Fosnes, VU
 Gary Redding, AU
 Bob Smyth, UF
 Mike Lederman, UF
 Rich Knarr, MS
 Second Team
 Al Bonner, UF
 Don Bostic, UF
 Mike Moore, VU
 Jim Varner, Ole Miss
 Joe Dean, MS
 Jeff Stroman, MS

1977

First Team
 Al Bonner, UF
 Larry Brewster, UF
 Bob Smyth, UF
 Tom Shultz, VU
 Jim Varner, UM
 Honorable Mention
 Ric Clarson, UF
 Don Bostic, UF
 Chuck Fritz, UF

1978

Larry Brewster, UF
 Ric Clarson, UF
 Chuck Fritz, UF
 Tom Shultz, VU

1979

Ric Clarson, UF
 Kyle Macy, UK
 Sean Touhy, UM
 Tom Shultz, VU

1980

Chuck Verderber, UK
 Pat Berwanger, VU
 Tom Schuberth, MS

1981

Chuck Verderber, UK

1982

Chuck Verderber, UK
 John Tudor, LS

1983

Mark Cahill, AU
 Jeff Turner, VU
 Doug Weikert, UK
 Phil Cox, VU
 Al McKinney, VU
 John Tudor, LS

1984

Mark Cahill, AU
 Myron Carter, UT
 Ken Coghlan, UM
 Phil Cox, VU
 Al McKinney, VU
 John Tudor, LS
 Jeff Turner, VU

1985

Rollie Castineyra, UF
 Joe Lawrence, UF
 Danny Sheldon, UF
 David Dunn, UG
 Chad Kessler, UG
 Bret Bearup, UK
 Winston Bennett, UK
 Phil Cox, VU
 Steve Reece, VU

1986

Joe Lawrence, UF
 Pat Lawrence, UF
 Chad Kessler, UG
 Zoran Jovanovich, LS
 Steve Calhoun, UM
 Derek Horne, UM
 Sam Arterburn, UT
 Steve Reece, VU

1987

Mark Gottfried, AU
 Joe Lawrence, UF
 Pat Lawrence, UF
 Chad Kessler, UG
 Alec Kessler, UG
 Keith Kessinger, UM
 Mark Peters, MS
 Mark Griffin, UT
 Russ Spivey, UT
 Barry Goheen, VU
 Steve Reece, VU

1988

Bill Gurley, UF
 Pat Lawrence, UF
 Alec Kessler, UG
 Rex Chapman, UK
 Cedric Jenkins, UK
 Bo Allen, UM
 Sean Murphy, UM
 Mark Griffin, UT
 Russ Spivey, UT
 Barry Booker, VU
 Barry Goheen, VU

SEC ACADEMIC HONOR ROLL



1989

Alec Kessler, UG
 Kyle McKenzie, LS
 Tim Jumper, UM
 David Midlick, UM
 Sean Murphy, UM
 Carl Nichols, MS
 Mark Griffin, UT
 James Amsler, VU
 Barry Goheen, VU
 Steve Grant, VU
 Charles Mayes, VU

1990

Darby Rich, UA
 Alec Kessler, UG
 John Pelphrey, UK
 Cameron Burns, MS
 Carl Nichols, MS
 David Midlick, UM
 Marc Wilson, UM
 Sean Murphy, UM
 Timothy Jumper, UM
 Shaun Thompson, UT
 Alberto Ballestra, VU
 Charles Mayes, VU
 Scott Draud, VU

1991

Darby Rich, UA
 Todd Bearup, UK
 Tim Jumper, UM
 David Midlick, UM
 Sean Murphy, UM
 Marc Wilson, UM
 Carl Nichols, MS
 Brad Smith, MS
 Gannon Goodson, UT
 Lang Wiseman, UT
 Kevin Anglin, VU
 Scott Draud, VU
 Bruce Elder, VU
 Steve Grant, VU
 Charles Mayes, VU

1992

Robert Horry, UA
 Darby Rich, UA
 Travis Ford, UK
 Justin Anderson, LS
 T.J. Pugh, LS
 Edmond Fitzgerald, UM
 Juha Luhtanen, UM
 Stefan Eggers, SC
 Jeff Roulston, SC
 Gannon Goodson, UT
 Lang Wiseman, UT
 Kevin Anglin, VU
 Bruce Elder, VU

1993

E. Clayton Bates, UF
 Svein Dyrkolbotn, UF
 Martti Kuisma, UF
 Kris Nordholz, UG
 Kendall Rhine, UG
 Travis Ford, UK
 Edmond Fitzgerald, UM
 Juha Luhtanen, UM
 Orient Watson, MS
 Marcus Grant, MS
 Chris Leso, SC
 Gannon Goodson, UT

Lang Wiseman, UT
 Kevin Anglin, VU
 Bruce Elder, VU
 Bryan Milburn, VU

1994

Wade Kaiser, UA
 John Engskov, AR
 Dwight Stewart, AR
 Scotty Thurman, AR
 Martti Kuisma, UF
 Kris Nordholz, UG
 Travis Ford, UK
 Edmond, Fitzgerald, UM
 David Domingue, MS
 Marcus Grant, MS
 Gannon Goodson, UT
 Bryan Milburn, VU
 Chad Sheron, VU
 Frank Seckar, VU

1995

Wade Kaiser, UA
 Scotty Thurman, AR
 Franklin Williams, AU
 Clayton Bates, UF
 Andrew DeClercq, UF
 Svein Dyrkolbotn, UF
 Dan Williams, UF
 Joel Reinhart, UF
 Kris Nordholz, UG
 Mark Pope, UK
 Jeffery Sheppard, UK
 Marcus Grant, MS
 Whit Hughes, MS
 Russell Waters, MS
 Jay Walton, MS
 George Formanek, SC
 Peter Van Elswyk, SC
 Clint Newman, UT
 Bryan Milburn, VU
 Frank Seckar, VU
 Chad Sheron, VU
 Pax Whitehead, VU

1996

Wade Kaiser, UA
 Eric Washington, UA
 Clayton Bates, UF
 Joel Reinhart, UF
 Dan Williams, UF
 Kris Nordholz, UG
 Mark Pope, UK
 David Bosley, LS
 Anthony Boone, UM
 Erick Dampier, MS
 Whit Hughes, MS
 Bubba Wilson, MS
 Jay Walton, MS
 Malik Russell, SC
 Nathan Wilbourne, SC
 Clint Newman, UT
 Frank Seckar, VU
 Chad Sheron, VU

1997

Franklin Williams, AU
 Greg Cristell, UF
 Mike McFarland, UF
 Eduardo Nunez, UF
 Joel Reinhart, UF
 Greg Stolt, UF
 Daniel Williams, UF

Jon Nordin, UG
 Anthony Boone, UM
 W. Hunter Carpenter, UM
 McKie Edmondson, MS
 Whit Hughes, MS
 Bart Hyche, MS
 Aaron Green, UT
 Rashard Lee, UT
 Howard Pride, VU

1998

Jeremy Hays, UA
 Greg Cristell, UF
 Mike McFarland, UF
 Obiora Nnaji, UF
 Eduardo Nunez, UF
 Greg Stolt, UF
 Dan Williams, UF
 Jon Nordin, UG
 Stephen Masiello, UK
 Scott Padgett, UK
 Jack Warner, LS
 Hunter Carpenter, UM
 Michael White, UM
 McKie Edmondson, MS
 David Redding, MS
 Whit Hughes, MS
 Bart Hyche, MS
 Aaron Green, UT
 Billy Di Spaltro, VU
 Drew Maddux, VU

1999

Jeremy Hays, UA
 Lance Keeling, AR
 Daymeon Fishback, AU
 Scott Pohlman, AU
 Patrick O'Connor, UF
 Obiora Nnaji, UF
 Greg Stolt, UF
 Mark Timinski, UF
 Brent Wright, UF
 Michael Chadwick, UG
 Sean Faulkner, UG
 Jon Nordin, UG
 G.G. Smith, UG
 Scott Padgett, UK
 Brian Beshara, LS
 Jack Warner, LS
 Hunter Carpenter, UM
 John Engstrom, UM
 Michael White, UM
 Bart Hyche, MS
 Tyrone Washington, MS
 Detrick White, MS
 David Ross, SC
 Aaron Green, UT
 Vince Ford, VU

2000

Jeremy Hays, UA
 Travis Stinnett, UA
 Abe Smith, AU
 Teddy Dupay, UF
 Sean Faulkner, UG
 J.P. Blevins, UK
 Brian Beshara, LS
 Jeremy Comeaux, LS
 Collis Temple III, LS
 Jack Warner, LS
 John Engstrom, UM
 Darius Coulibaly, VU
 Atiba Prater, VU

James Strong, VU
 Sam Howard, VU

2001

James Bakken, UA
 Jeremy Hays, UA
 Tarik London, UA
 Travis Stinnett, UA
 Terrance Meade, UA
 Dionisio Gomez, AR
 Robert A. Smith, AU
 Matthew Bonner, UF
 Teddy Dupay, UF
 David Kliewer, UF
 Michael Patrick, UG
 J.P. Blevins, UK
 Brian Beshara, LS
 Brian Green, LS
 Collis Temple, LS
 Jack Warner, LS
 John Engstrom, UM
 T.J. Billups, MS
 Ward Griffith, MS
 Robert Jackson, MS
 Marius Petravicus, SC
 David Ross, SC
 Matthew Carter, VU
 Samuel Howard, VU

2002

James Bakken, UA
 Terrance Meade, UA
 Travis Stinnett, UA
 Mack McGadney, AU
 Matt Bonner, UF
 Ladarius Halton, UF
 David Kliewer, UF
 Brett Nelson, UF
 Brent Wright, UF
 Michael Patrick, UG
 J.P. Blevins, UK
 Brian Green, LS
 Collis Temple, III, LS
 John Engstrom, UM
 Corey Stidham, MS
 Marius Petravicus, SC
 Matt Carter, VU
 Greg LaPointe, VU

2003

Erwin Dudley, UA
 Terrance Meade, UA
 Earnest Shelton, UA
 Kenny Walker, UA
 Eric Ferguson, AR
 Derrick Bird, AU
 Robert Smith, AU
 Matt Bonner, UF
 Christopher Capko, UF
 Seth Haimovitch, UF
 David Lee, UF
 Michael Bucklin, UG
 Daniel Laird, UG
 Jonathan McAuley, UG
 Nicholas McAuley, UG
 Michael Patrick, UG
 Ryan Pevey, UG
 Brian Watts, UG
 Richard Wehunt, UG
 Rashad Wright, UG
 J.P. Blevins, UK
 Joshua Carrier, UK
 Benard Coté, UK

Ravi Moss, UK
 Peter Bozek, LS
 Brian Green, LS
 Charles Thompson, LS
 Justin Reed, UM
 Stephen Cowherd, MS
 Guy Gardner, MS
 Roy Goffer, MS
 Michal Ignerski, MS
 James Morgan, MS
 Corey Stidham, MS
 Michael Boynton, SC
 John Chappell, SC
 Marius Petravicus, SC
 Miquan Ferguson, UT
 Matthew Carter, VU
 Russell Lakey, VU
 Edward Skuchas, VU

2004

Antoine Pettway, UA
 Preston Cranford, AR
 William "Billy" Pharis, AR
 Lewis Monroe, AU
 Daniel Wicke, AU
 Seth Haimovitch, UF
 Lee Humphrey, UF
 David Lee, UF
 Michael Bucklin, UG
 Corey Gibbs, UG
 Jonathan McAuley, UG
 Stephen Newman, UG
 Kelenna Azubuike, UK
 Josh Carrier, UK
 Bernard Coté, UK
 Ravi Moss, UK
 Sheray Thomas, UK
 Brandon Bass, LS
 Ross Neltner, LS
 Charles Thompson, LS
 Paul Wolfert, LS
 Todd Abernethy, UM
 Billy Begley, MS
 Michael T. Boler, MS
 James "Wes" Morgan, MS
 Shane Power, MS
 Piotr Stelmach, MS
 Michael Boynton Jr., SC
 John Chappell, SC
 Sheldon Everett, SC
 Jonathan Land, SC
 Brandon Crump, UT
 Fred Smithwick, UT
 Jason Holwerda, VU
 Russell Lakey, VU
 Dawid Przybyszewski, VU
 Martin Schnedlitz, VU

2005

Ronald Steele, UA
 Preston Cranford, AR
 Steven Hill, AR
 Bailey Howell, AU
 Lee Humphrey, UF
 David Lee, UF
 David Bliss, UG
 Alexander Evans, UG
 Younes Idrissi, UG
 Jonathan McAuley, UG
 Steve Newman, UG
 Joseph Waldrop, UG
 Julian Williams, UG
 Matthew Womack, UG



SEC ACADEMIC HONOR ROLL

Kelenna Azubuikwe, UK
 Josh Carrier, UK
 Ravi Moss, UK
 Robert Perry, UK
 Brandon Bass, LS
 Glen Davis, LS
 David Fleshman, LS
 Darrel Mitchell, LS
 Ross Neltner, LS
 Garrett Temple, LS
 Paul Wolfert, LS
 Todd Abernethy, UM
 Billy Begley, MS
 Michael Boler, MS
 Wesley Morgan, MS
 Shane Power, MS
 Piotr Stelmach, MS
 John Chappell, SC
 Jon Land, SC
 Stephen K. McDowell Jr., SC
 Carlos Powell, SC
 Jordan Howell, UT
 Fred Smithwick, UT
 Dan Cage, VU
 Jason Holwerda, VU
 Dawid Przybyszewski, VU
 Ted Skuchas, VU

2006

Chuck Davis, UA
 Ronald Steele, UA
 Preston Cranford, AR
 Steven Hill, AR
 Sean McCurdy, AR
 William B. Howell, AU
 Andrew Tyler Smith, AU
 Jack Berry, UF
 Corey Brewer, UF
 Walter Hodge, UF
 Alfred Horford, UF
 Lee Humphrey, UF
 Jimmie Sutton, UF
 Garrett Tyler, UF
 David Bliss, UG
 Jonathan McAuley, UG
 Stephen Newman, UG
 Ravi Moss, UK
 Bobby Perry, UK
 Rajon Rondo, UK
 Glen Davis, LS
 David Fleshman, LS
 Darnell Lazare, LS
 Darrel Mitchell, LS
 Garrett Temple, LS
 Todd Abernethy, UM
 Billy Begley, MS
 Michael Boler, MS
 Wesley Morgan, MS
 Piotr Stelmach, MS
 Stephan McDowell, SC
 Dane Bradshaw, UT
 Benjamin Bosse, UT
 Ryan Childress, UT
 Jordan Howell, UT
 Dan Cage, VU
 Kyle Madsen, VU

2007

Greg Cage, UA
 John Dill, UA
 Justin Tubbs, UA
 Sean McCurdy, AR
 Andrew Smith, AU

Jack Berry, UF
 Corey Brewer, UF
 Walter Hodge, UF
 Alfred Horford, UF
 Lee Humphrey, UF
 Jonathan Mitchell, UF
 Garrett Tyler, UF
 Daniel Werner, UF
 David Bliss, UG
 Corey Butler, UG
 Stephen Newman, UG
 Mark Coury, UK
 Jodie Meeks, UK
 Randolph Morris, UK
 Bobby Perry, UK
 Dwight Perry, UK
 Michael Porter, UK
 Perry Stevenson, UK
 Alex Farrer, LS
 Gregory Terrebonne, LS
 Todd Abernethy, UM
 Billy Begley, MS
 Joseph Iupe, MS
 Piotr Stelmach, MS
 Evaldas Baniulis, SC
 David Chambers, SC
 Ben Bosse, UT
 Dane Bradshaw, UT
 Quinn Cannington, UT
 Ryan Childress, UT
 Rick Daniels-Mulholland, UT
 Jordan Howell, UT
 Justin Jackson, UT
 Steven Pearl, UT
 Tanner Wild, UT
 Dan Cage, VU
 Ross Neltner, VU
 Edward Skuchas, VU

2008

Greg Cage, UA
 John Dill, UA
 Richard Hendrix, UA
 Demetrius Jemison, UA
 Kyle Sellers, UA
 Justin Tubbs, UA
 Stephen Cox, AR
 Steven Hill, AR
 Judson Brooks, AU
 Andrew Smith, AU
 Adam Allen, UF
 Nicholas Calathes, UF
 Hudson Fricke, UF
 Walter Hodge, UF
 Jai Lucas, UF
 Jonathan Mitchell, UF
 Chandler Parsons, UF
 Shane Payne, UF
 Dan Werner, UF
 David Bliss, UG
 Mark Coury, UK
 Derrick Jasper, UK
 Mark Krebs, UK
 Jodie Meeks, UK
 Dwight Perry, UK
 Morakinyo Williams, UK
 Greg Terrebonne, LS
 Will Poole, UM
 Billy Begley, MS
 Riley Benock, MS
 Brandon Bolen, MS
 Joseph Iupe, MS
 Brandon Conrad, SC

Quinn Cannington, UT
 Rick Daniels-Mulholland, UT
 Jordan Howell, UT
 Steven Pearl, UT
 Tanner Wild, UT
 Brian Williams, UT
 Elliott Cole, VU
 Ross Neltner, VU
 Davis Nwankwo, VU

2009

Greg Cage, UA
 Justin Knox, UA
 Stephen Cox, AR
 John Paul Noland, AR
 Michael Sanchez, AR
 Andrew Smith, AU
 Adam Allen, UF
 Nicholas Calathes, UF
 Hudson Fricke, UF
 Kyle McClanahan, UF
 Ray Shipman, UF
 Erving Walker, UF
 Daniel Werner, UF
 Matthew Bucklin, UG
 Ricky McPhee, UG
 Mark Krebs, UK
 Jodie Meeks, UK
 Dwight Perry, UK
 Michael Porter, UK
 Matt Scherbenke, UK
 Donald Williams, UK
 Alexander Farrer, LS
 Garrett Temple, LS
 Will Bogan, UM
 Ryan Brown, UM
 Twany Beckham, MS
 Riley Benock, MS
 Brandon Bolen, MS
 Taylor Luczak, MS
 Romero Osby, MS
 Branden Conrad, SC
 Robert Wilder, SC
 Quinn Cannington, UT
 Ryan Childress, UT
 Emmanuel Negedu, UT
 Steven Pearl, UT
 Tanner Wild, UT
 Joe Duffy, VU
 Aaron Noll, VU
 Jordan Smart, VU
 Andre Walker, VU

2010

Greg Cage, UA
 Ben Eblen, UA
 Stephen Cox, AR
 Robert Chubb, AU
 Joshua Wallace, AU
 Adam Allen, UF
 Hudson Fricke, UF
 Kyle McClanahan, UF
 Chandler Parsons, UF
 Ray Shipman, UF
 Matthew Bucklin, UG
 Ricky McPhee, UG
 Tyler Whatley, UG
 Mark Krebs, UK
 John Wall, UK
 Christopher Beattie, LS
 Alexander Farrer, LS
 Edward Ludwig, LS
 Will Bogan, UM

Michael Halford, UM
 Twany Beckham, MS
 Riley Benock, MS
 Brandon Bolen, MS
 Taylor Luczak, MS
 Charles Parker, MS
 Evaldas Baniulis, SC
 Ramon Galloway, SC
 Stephen Spinella, SC
 Rob Wilder, SC
 Quinn Cannington, UT
 Michael Hubert, UT
 Skylar McBee, UT
 Steven Pearl, UT
 Elliot Cole, VU
 Joe Duffy, VU
 Chris Meriwether, VU
 Aaron Noll, VU
 Jordan Smart, VU

2011

Carl Engstrom, UA
 Charles Hankerson Jr., UA
 Chris Hines, UA
 Justin Luquire, UA
 Trevor Releford, UA
 Kikko Haydar, AR
 Jeff Peterson, AR
 Rickey Scott, AR
 Tyrone "TJ" Rice, AU
 Dylan Spencer, AU
 Josh Wallace, AU
 Kyle McClanahan, UF
 Patric Young, UF
 Matthew Bucklin, UG
 Connor Nolte, UG
 Gerald Robinson, UG
 Trey Thompkins, UG
 Brandon Knight, UK
 Jarrod Polson, UK
 Eloy Vargas, UK
 Edward Ludwig, LS
 Will Bogan, UM
 Donald Williams, UM
 Riley Benock, MS
 Brandon Bolen, MS
 Taylor Luczak, MS
 Charles Parker, MS
 Shaun Smith, MS
 Bruce Ellington, SC
 Ramon Galloway, SC
 RJ Slawson, SC
 Eric Smith, SC
 Stephen Spinella, SC
 John Fields, UT
 Michael Hubert, UT
 Rob Murphy, UT
 Steven Pearl, UT
 Tyler Summitt, UT
 Joe Duffy, VU
 Chris Meriwether, VU
 Aaron Noll, VU
 Jordan Smart, VU

2012

Rodney Cooper, UA
 Carl Engstrom, UA
 Charles Hankerson, UA
 Retin Obasohan, UA
 Levi Randolph, UA
 Trevor Releford, UA
 Kikko Haydar, AR
 Rickey Scott, AR

Bernard Morena, AU
 Dylan Spencer, AU
 Josh Wallace, AU
 Bradley Beal, UF
 Will Yeguete, UF
 Patric Young, UF
 Matthew Bucklin, UG
 Elliott Long, UG
 Connor Nolte, UG
 Twany Beckham, UK
 Ryan Harrow, UK
 Terrence Jones, UK
 Brian Long, UK
 Sam Malone, UK
 Darius Miller, UK
 Jarrod Polson, UK
 Kyle Wiltjer, UK
 Edward Ludwig, LS
 Will Norman, UM
 Reed Clayton, MS
 Spencer Cunningham, MS
 Rodney Hood, MS
 Taylor Luczak, MS
 Charles Parker, MS
 Baxter Price, MS
 Kristers Zeidaks, MS
 Bruce Ellington, SC
 RJ Slawson, SC
 Eric Smith, SC
 Brenton Williams, SC
 Rob Murphy, UT
 Tyler Summitt, UT
 Festus Ezeli, VU
 Josh Henderson, VU
 Shelby Moats, VU
 Aaron Noll, VU
 Jordan Smart, VU

2013

Carl Engstrom, UA
 Retin Obasohan, UA
 Levi Randolph, UA
 Dakota Slaughter, UA
 Andrew Steele, UA
 Riley Benock, MS
 Kikko Haydar, AR
 Charlie Henderson, AR
 Dylan Spencer, AU
 Michael Frazier II, UF
 Jacob Kurtz, UF
 Braxton Ogbueze, UF
 DeVon Walker, UF
 Will Yeguete, UF
 Patric Young, UF
 Houston Kessler, UG
 Twany Beckham, UK
 Willie Cauley-Stein, UK
 Archie Goodwin, UK
 Tod Lanter, UK
 Brian Long, UK
 Sam Malone, UK
 Julius Mays, UK
 Nerlens Noel, UK
 Jarrod Polson, UK
 Alex Poynthress, UK
 Kyle Wiltjer, UK
 Edward Ludwig, LS
 Terry Brutus, UM
 Will Norman, UM
 Cade Peepers, UM
 Trivante Bloodman, MS
 Colin Borchert, MS
 Tyson Cunningham, MS

SEC ACADEMIC HONOR ROLL



Jacoby Davis, MS
 Baxter Price, MS
 Laurence Bowers, MO
 Jabari Brown, MO
 Danny Feldmann, MO
 Ryan Rosburg, MO
 Michael Carrera, SC
 Austin Constable, SC
 Mindaugas Kacinas, SC
 Brenton Williams, SC
 John Murphy, UT
 Kyle Dobbins, AM
 Jarod Jahns, AM
 Grant Jolly, AM
 Blake McDonald, AM
 Alex Gendelman, VU
 Shelby Moats, VU

2014

Carl Engstrom, UA
 Retin Obasohan, UA
 Levi Randolph, UA
 Dakota Slaughter, UA
 Ricky Tarrant, UA
 Jimmie Taylor, UA
 Isiah Wilson, UA
 Kikko Haydar, AR
 Moses Kingsley, AR
 Bobby Portis, AR
 Manuale Watkins, AR
 Matthew Atewe, AU
 Benas Griunas, AU
 Tahj Shamsid-Deen, AU
 Dion Wade, AU
 Billy Donovan, UF
 Dorian Finney-Smith, UF
 Michael Frazier II, UF
 Dillon Graham, UF
 Jacob Kurtz, UF
 DeVon Walker, UF
 Will Yeguete, UF
 Patric Young, UF
 Nemanja Djuricic, UG
 Taylor Echols, UG
 Houston Kessler, UG
 Marcus Thornton, UG
 Juwan Parker, UG
 Brandon Young, UG
 Dominique Hawkins, UK
 Dakari Johnson, UK
 Tod Lanter, UK
 Marcus Lee, UK
 Brian Long, UK
 Sam Malone, UK
 Jarrod Polson, UK
 Alex Poythress, UK
 Derek Willis, UK
 Terry Brutus, UM
 Dwight Coleby, UM
 Will Norman, UM
 Cade Peeper, UM
 Spencer Cunningham, MS
 Danny Feldmann, MO
 Ryan Rosburg, MO
 Johnathan Williams III, MO
 Laimonas Chatkevicius, SC
 Austin Constable, SC
 Demetrius Henry, SC
 Tyrone Johnson, SC
 Mindaugas Kacinas, SC
 Justin McKie, SC
 Duane Notice, SC
 Desmond Ringer, SC

Jaylen Shaw, SC
 Brian Steele, SC
 Reggie Theus, SC
 Sindarius Thornwell, SC
 Juan Aparicio Ruiz, AM
 Payton Carrell, AM
 Kyle Dobbins, AM
 Jordan Green, AM
 Blake McDonald, AM
 Antwan Space, AM
 Josh Henderson, VU
 Carter Josephs, VU
 Luke Kornet, VU
 Shelby Moats, VU
 Rod Odom, VU
 Nathan Watkins, VU

2015

Justin Coleman, UA
 Riley Norris, UA
 Retin Obasohan, UA
 Levi Randolph, UA
 Dakota Slaughter, UA
 Jimmie Taylor, UA
 Nick Babb, AR
 Dusty Hannahs, AR
 Moses Kingsley, AR
 Bobby Portis, AR
 Trey Thompson, AR
 Manuale Watkins, AR
 Matthew Atewe, AU
 Cinmeon Bowers, AU
 Patrick Keim, AU
 Antoine Mason, AU
 Adedotun Odotola, AU
 Kenneth Ross, AU
 Tahj Shamsid-Deen, AU
 Richard Stockton, AU
 Alexander Thompson, AU
 Eli Carter, UF
 Chris Chiozza, UF
 Billy Donovan, UF
 Lexx Edwards, UF
 John Egbunu, UF
 Michael Frazier II, UF
 Jacob Kurtz, UF
 Alex Murphy, UF
 DeVon Walker, UF
 Taylor Echols, UG
 Houston Kessler, UG
 Dusan Langura, UG
 Juwan Parker, UG
 Marcus Thornton, UG
 Brandon Young, UG
 Devin Booker, UK
 E.J. Floreal, UK
 Dominique Hawkins, UK
 Tod Lanter, UK
 Marcus Lee, UK
 Brian Long, UK
 Trey Lyles, UK
 Sam Malone, UK
 Alex Poythress, UK
 Karl-Anthony Towns, UK
 Tyler Ulis, UK
 Derek Willis, UK
 Brandon Eddlestone, LS
 Henry Shortess, LS
 Isaiah Butler, MS
 Jeffery Johnson, MS
 Gavin Ware, MS
 Ryan Rosburg, MO
 Johnathan Williams, MO

Terry Brutus, UM
 Dwight Coleby, UM
 Aaron Jones, UM
 Jarvis Summers, UM
 Ladarius White, UM
 TeMarcus Blanton, SC
 Michael Carrera, SC
 Laimonas Chatkevicius, SC
 Austin Constable, SC
 Demetrius Henry, SC
 Mindaugas Kacinas, SC
 Duane Notice, SC
 Shamiek Sheppard, SC
 Brian Steele, SC
 Marcus Stroman, SC
 Reggie Theus Jr., SC
 Sindarius Thornwell, SC
 Galen Campbell, UT
 Kyle Dobbins, AM
 Antwan Space, AM
 Tonny Trocha Morelos, AM
 Nolan Cressler, VU
 Josh Henderson, VU
 Damian Jones, VU
 Carter Josephs, VU
 Luke Kornet, VU
 Phillip McGloin, VU
 Shelby Moats, VU
 Jeff Roberson, VU
 James Siakam, VU
 Nate Watkins, VU

2016

Christian Clark, UA
 Donta Hall, UA
 Dazon Ingram, UA
 Retin Obasohan, UA
 Jimmie Taylor, UA
 Anthlon Bell, AR
 Lorenzo Jenkins, AR
 Moses Kingsley, AR
 Dustin Thomas, AR
 Trey Thompson, AR
 Manuale Watkins, AR
 Jimmy Whitt, AR
 Cole Blackstock, AU
 Patrick Keim, AU
 Antoine Mason, AU
 Kenneth Ross, AU
 Tahj Shamsid-Deen, AU
 Richard Stockton, AU
 Trey Tate, AU
 Lexx Edwards, UF
 John Egbunu, UF
 Alex Murphy, UF
 Schuyler Rimmer, UF
 DeVon Walker, UF
 Houston Kessler, UG
 Charles Mann, UG
 Juwan Parker, UG
 Connor O'Neill, UG
 Brandon Young, UG
 Jonny David, UK
 E.J. Floreal, UK
 Dominique Hawkins, UK
 Isaac Humphries, UK
 Charles Matthews, UK
 Alex Poythress, UK
 Dillon Pulliam, UK
 Brandon Eddlestone, LS
 Henry Shortess, LS
 Terry Brutus, UM
 JT Escobar, UM

Jeff Jobe, MS
 Gavin Ware, MS
 Ryan Rosburg, MO
 Cullen VanLeer, MO
 TeMarcus Blanton, SC
 Laimonas Chatkevicius, SC
 Raymond Doby, SC
 PJ Dozier, SC
 Mindaugas Kacinas, SC
 John Ragin, SC
 Chris Silva, SC
 Brian Steele, SC
 Marcus Stroman, SC
 Sindarius Thornwell, SC
 Kyle Alexander, UT
 Armani Moore, UT
 Brad Woodson, UT
 Juan Aparicio, AM
 T.J. Distefano, AM
 Kyle Dobbins, AM
 Admon Gilder, AM
 DJ Hogg, AM
 Tonny Trocha-Morelos, AM
 Joshua Henderson, VU
 Damian Jones, VU
 Carter Josephs, VU
 Luke Kornet, VU
 Phillip McGloin, VU
 Samir Sehic, VU
 Joseph Toye, VU
 Nate Watkins, VU

2017

Braxton Key, UA
 Jimmie Taylor, UA
 Robert Gasper, AR
 Jonathan Holmes, AR
 Moses Kingsley, AR
 Manuale Watkins, AR
 Cole Blackstock, AU
 Mike Cohen, AU
 Jared Harper, AU
 Heath Huff, AU
 Ronnie Johnson, AU
 Patrick Keim, AU
 Anfernee McLemore, AU
 Tahj Shamsid-Deen, AU
 LaRon Smith, AU
 Cole Stockton, AU
 Trey Tate, AU
 Canyon Barry, UF
 Justin Leon, UF
 Jalen Hudson, UF
 Devin Robinson, UF
 Houston Kessler, UG
 Connor O'Neill, UG
 Juwan Parker, UG
 Brandon Young, UG
 Jonny David, UK
 Isacar Humphries, UK
 Dillon Pulliam, UK
 Tai Wynyard, UK
 Brandon Eddlestone, LS
 Kieran Hayward, LS
 Skylar Mays, LS
 Lane Below, UM
 Jake Coddington, UM
 Dominik Olejniczak, UM
 Cullen Neal, UM
 Jordan Barnett, MO
 Reed Nikko, MO
 Cullen VanLeer, MO
 TeMarcus Blanton, SC

PJ Dozier, SC
 Hassani Gravett, SC
 Khadim Gueye, SC
 Jarrell Holliman, SC
 Maik Kotsar, SC
 Duane Notice, SC
 Christian Schmitt, SC
 Chris Silva, SC
 Kyle Alexander, UT
 Jordan Bone, UT
 Lew Evans, UT
 Brad Woodson, UT
 Frank Byers, AM
 Kobie Eubanks, AM
 Mark French, AM
 DJ Hogg, AM
 Caleb Smith, AM
 Tonny Trocha Morelos, AM
 Eric Vila, AM
 Larry Austin, Jr., VU
 Nolan Cressler, VU
 Luke Kornet, VU
 Jeff Roberson, VU

2018

Tyler Barnes, UA
 Landon Fuller, UA
 Avery Johnson, Jr., UA
 Herbert Jones, UA
 Riley Norris, UA
 Alex Reese, UA
 Collin Sexton, UA
 Galin Smith, UA
 Trey Thompson, AR
 Thomas Collier, AU
 Brett Easterling, AU
 Patrick Keim, AU
 William Macoy, AU
 Anfernee McLemore, AU
 Davion Mitchell, AU
 Devontae Williams, AU
 KeVaughn Allen, UF
 Deaundrae Ballard, UF
 Andrew Fava, UF
 Gorjok Gak, UF
 Jalen Hudson, UF
 Mak Krause, UF
 Mike Okauru, UF
 Isaiah Stokes, UF
 Nicolas Claxton, UG
 Michael Edwards, UG
 Teshawn Hightower, UG
 Connor O'Neill, UG
 Juwan Parker, UG
 Jemarl Baker, UK
 Brad Calipari, UK
 Jonny David, UK
 Dillon Pulliam, UK
 Jarred Vanderbilt, UK
 Skylar Mays, LS
 Reed Vial, LS
 Lane Below, UM
 D.C. Davis, UM
 Dominik Olejniczak, UM
 Bruce Stevens, UM
 Ilya Tyrtshnik, UM
 Tate Clayton, MS
 Drew Davis, MS
 Keyshawn Feazell, MS
 T.J. Gray, MS
 Nick Singleton, MS
 Mitchell Storm, MS
 Jordan Barnett, MO



SEC ACADEMIC HONOR ROLL

Kassius Robertson, MO
 Cullen VanLeer, MO
 TeMarcus Blanton, SC
 Jason Cudd, SC
 Ibrahim Famouke Doumbia, SC
 Felipe Haase, SC
 Kory Holden, SC
 Maik Kotsar, SC
 Christian Schmitt, SC
 James Daniel III, UT
 Yves Pons, UT
 Brad Woodson, UT
 Cameron Alo, AM
 Chris Collins, AM
 Mark French, AM
 Tonny Trocha Morelos, AM
 Simon Ejike, VU
 Riley LaChance, VU
 Isaiah Rice, VU
 Matthew Ryan, VU
 Yannick Wetzell, VU

2019

Alex Reese, UA
 Avery Johnson Jr., UA
 Britton Johnson, UA
 Diante Wood, UA
 Galin Smith, UA
 Herbert Jones, UA
 Javian Davis-Fleming, UA
 John Petty, UA
 Lawson Schaffer, UA
 Riley Norris, UA
 Tyler Barnes, UA
 Gabe Osabuohien, AR
 Jonathan Holmes, AR
 Brett Easterling, AU
 Cole Blackstock, AU
 Devontae Williams, AU
 Jamal Johnson, AU
 Thomas Collier, AU
 William Macoy, AU
 Andrew Fava, UF
 Andrew Nembhard, UF
 Gorjok Gak, UF
 Isaiah Stokes, UF
 Jalen Hudson, UF
 KeVaughn Allen, UF
 Keyontae Johnson, UF
 Mak Krause, UF
 Mike Okauru, UF
 Noah Locke, UF
 Connor O'Neill, UG
 Ignas Sargiunas, UG
 Nicolas Claxton, UG
 Alexander Payne, UK
 Brad Calipari, UK
 Jonny David, UK
 Keldon Johnson, UK
 Reid Travis, UK
 Tyler Herro, UK
 Skylar Mays, LS
 Will Reese, LS
 Abdul Ado, MS
 Andrew Junkin, MS
 D.J. Stewart, MS
 KeyShawn Feazell, MS
 Mitchell Storm, MS
 Robert Woodard II, MS
 T.J. Gray, MS
 Tate Clayton, MS
 Dru Smith, MO
 Javon Pickett, MO

Ronald Suggs, MO
 D.C. Davis, UM
 Dominik Olejniczak, UM
 A.J. Lawson, SC
 Alanzo Frink, SC
 Felipe Haase, SC
 Jair Bolden, SC
 Jason Cudd, SC
 Maik Kotsar, SC
 Nathan Nelson, SC
 T.J. Moss, SC
 Brad Woodson, UT
 Grant Williams, UT
 Jacob Fleschman, UT
 Cameron Alo, AM
 Savion Flagg, AM
 Wendell Mitchell, AM
 Aaron Nesmith, VU
 Isaiah Rice, VU
 Mac Hunt, VU
 Matthew Ryan, VU
 Simon Obinna Ejike, VU
 Yannick Wetzell, VU

2020

Tyler Barnes, UA
 James Bolden, UA
 Adam Cottrell, UA
 Javian Davis, UA
 Jaylen Forbes, UA
 Britton Johnson, UA
 Herbert Jones, UA
 Raymond Hawkins, UA
 Jahvon Quinerly, UA
 James Rojas, UA
 Jaden Shackelford, UA
 Ty Stevens, AR
 Abayomi Iyiola, AR
 Whitt James, AR
 Connor Vanover, AR
 Babatunde Akingbola, AU
 Lior Berman, AU
 Devan Cambridge, AU
 Thomas Collier, AU
 Allen Flanigan, AU
 Tyrell Jones, AU
 Chandler Leopard, AU
 William Macoy, AU
 Anfernee Mclemore, AU
 Isaac Okoro, AU
 Jaylin Williams, AU
 Kerry Blackshear, UF
 Anthony Duruji, UF
 Ques Glover, UF
 Alex Klatsky, UF
 Noah Locke, UF
 Omar Payne, UF
 Jaxon Etter, UG
 Donnell Gresham, UG
 Stan Turnier, UG
 Keion Brooks, Jr., UK
 Tyrese Maxey, UK
 Alexander Payne, UK
 Nate Sestina, UK
 Skylar Mays, LS
 Antavion Collum, UM
 Austin Crowley, UM
 John McBride, UM
 Luis Rodriguez, UM
 Tate Clayton, MS
 Andrew Junkin, MS
 Iverson Molinar, MS
 Quinten Post, MS

Justin Rumph, MS
 Tolu Smith, MS
 Isaac Stansbury, MS
 D.J. Stewart, MS
 Mitchell Storm, MS
 Parker Braun, MO
 Kobe Brown, MO
 Brooks Ford, MO
 Dru Smith, MO
 Evan Yerkes, MO
 Trey Anderson, SC
 Jair Bolden, SC
 Mike Green, SC
 Miccaiah Henry, SC
 Maik Kotsar, SC
 AJ Lawson, SC
 Wildens Leveque, SC
 Jalyn McCreary, SC
 Nathan Nelson, SC
 Seventh Woods, SC
 Victor Bailey Jr., UT
 John Fulkerson, UT
 Jacob Fleschman, UT
 Davonte Gaines, UT
 Josiah-Jordan James, UT
 Brock Jancek, UT
 Olivier Nkamhoua, UT
 Drew Pember, UT
 Uros Plavsic, UT
 Jay Jay Chandler, AM
 Savion Flagg, AM
 Mark French, AM
 Luke McGhee, AM
 Andre Gordon, AM
 Yavuz Gultekin, AM
 Cashius McNeilly, AM
 Emanuel Miller, AM
 Wendell Mitchell, AM
 Josh Nebo, AM
 Everett Vaughn, AM
 Zach Walker, AM
 Dylan Disu, VU
 Simon Obinna Ejike, VU
 Oton Jankovic, VU
 Jonathan Jossell, VU
 Matthew Moyer, VU
 Aaron Joshua Nesmith, VU
 Isaiah Rice, VU
 Drew Weikert, VU
 Jordan Wright, VU

2021

Tyler Barnes, UA
 Adam Cottrell, UA
 Britton Johnson, UA
 Herbert Jones, UA
 Darius Miles, UA
 Joshua Primo, UA
 Jaden Quinerly, UA
 Jaden Shackelford, UA
 Alex Tchikou, UA
 Davonte Davis, AR
 Abayomi Iyiola, AR
 Bryson Morehead, AR
 Emeka Obukwelu, AR
 Khalen Robinson, AR
 Desi Sills, AR
 Connor Vanover, AR
 Jaylin Williams, AR
 Babatunde Akingbola, AU
 Lior Berman, AU
 Devan Cambridge, AU
 Dylan Cardwell, AU

Sharife Cooper, AU
 Jamal Johnson, AU
 Chandler Leopard, AU
 Chase Maasdorp, AU
 Justin Powell, AU
 Carter Sobera, AU
 Jaylin Williams, AU
 Anthony Duruji, UF
 Ques Glover, UF
 Keyontae Johnson, UF
 Alex Klatsky, UF
 Noah Locke, UF
 Jack May, UF
 Omar Payne, UF
 Jaxon Etter, UG
 Keion Brooks Jr., UK
 Brennan Canada, UK
 Davion Mintz, UK
 Alexander Payne, UK
 Olivier Sarr, UK
 Jacob Toppin, UK
 Riley Welch, UK
 Wesley Edwards, LS
 Brandon Egemo, LS
 Aundre Hyatt, LS
 Robert Allen, UM
 Antavion Collum, UM
 Austin Crowley, UM
 Jason Gibbs, UM
 Sammy Hunter, UM
 Jarkel Joiner, UM
 John McBride, UM
 Matthew Murrell, UM
 Shon Robinson, UM
 Abdul Ado, MS
 Javian Davis, MS
 Derek Fountain, MS
 Jalen Johnson, MS
 Andrew Junkin, MS
 Cameron Matthews, MS
 Iverson Molinar, MS
 Quinten Post, MS
 Justin Rumph, MS
 Tolu Smith, MS
 Isaac Stansbury, MS
 D.J. Stewart Jr., MS
 Kobe Brown, MO
 Drew Buggs, MO
 Dru Smith, MO
 Mike Green, SC
 AJ Lawson, SC
 Nathan Nelson, SC
 E.J. Anosike, UT
 Victor Bailey Jr., UT
 John Fulkerson, UT
 Davonte Gaines, UT
 Kent Gilbert, UT
 Josiah-Jordan James, UT
 Brock Jancek, UT
 Cole Morris, UT
 Uros Plavsic, UT
 Isaiah Sulack, UT
 Santiago Vescovi, UT
 Corey Walker Jr., UT
 Savion Flagg, AM
 Hayden Hefner, AM
 Luke McGhee, AM
 Emanuel Miller, AM
 Jaxon Robinson, AM
 Everett Vaughn, AM
 Isaac Max Adelman, VU
 Braelee Albert, VU
 Dylan Disu, VU

Simon Obinna Ejike, VU
 Maxwell DeWayne Evans, VU
 Tyrin Lawrence, VU
 Quentin Millora-Brown, VU
 Isaiah Rice, VU
 Andrew H. Weikert, VU
 Jordan Cameron Wright, VU

2022

Tyler Barnes, UA
 Delaney Heard, UA
 Britton Johnson, UA
 Jaden Quinerly, UA
 Alex Tchikou, UA
 Charles Bediako, UA
 Nimari Burnett, UA
 Noah Gurley, UA
 Davonte Davis, AR
 Jaylin Williams, AR
 Lawson Blake, AR
 Chance Moore, AR
 Lior Berman, AU
 Dylan Cardwell, AU
 Preston Cook, AU
 Ty Cressman, AU
 Chandler Leopard, AU
 Chase Maasdorp, AU
 Carter Sobera, AU
 Jaylin Williams, AU
 Wendell Green Jr., AU
 Zep Jasper, AU
 Walker Kessler, AU
 Anthony Duruji, UF
 Keyontae Johnson, UF
 Alex Klatsky, UF
 Jack May, UF
 Myreon Jones, UF
 Kowacie Reeves, UF
 Jaxon Etter, UG
 Brennan Canada, UK
 Davion Mintz, UK
 Zan Payne, UK
 Jacob Toppin, UK
 Kareem Watkins, Jr., UK
 CJ Frederick, UK
 Bryce Hopkins, UK
 Oscar Tshiebwe, UK
 Wesley Edwards, LS
 Brandon Egemo, LS
 Adam Benhayoune, LS
 Javian Davis, MS
 Justin Rumph, MS
 Tolu Smith, MS
 Isaac Stansbury, MS
 Kobe Brown, MO
 Amari Davis, MO
 Ronald DeGray, MO
 Yaya Keita, MO
 Robert Allen, UM
 Austin Crowley, UM
 Sammy Hunter, UM
 John McBride, UM
 Matthew Murrell, UM
 Jaemyn Brakefield, UM
 Nysier Brooks, UM
 Tavian Fagan, UM
 Eric Vanderheijden, UM
 James White, UM
 Mike Green, SC
 Jacobi Wright, SC
 Victor Bailey Jr., UT
 Jonas Aidoo, UT
 Quentin Diboundje, UT

SEC ACADEMIC HONOR ROLL




Brandon Huntley-Hatfield, UT
 Jahmai Mashack, UT
 Justin Powell, UT
 Handje Tamba, UT
 Zakai Zeigler, UT
 Hayden Hefner, AM
 Everett Vaughn, AM
 Max Adelman, VU
 Tyrin Lawrence, VU
 Quentin Millora-Brown, VU
 Scotty Pippen Jr., VU
 Drew Weikert, VU
 Jordan Wright, VU
 Graham Calton, VU
 Rodney Chatman, VU
 Gabe Dorsey, VU
 Liam Robbins, VU

2023

Jaden Bradley, UA
 Mark Sears, UA
 Noah Clowney, UA
 Rylan Griffen, UA
 Adam Cottrell, UA
 Charles Bediako, UA
 Delaney Heard, UA
 Max Scharnowski, UA
 Nimari Burnett, UA
 Noah Gurley, UA
 Barry Dunning, AR
 Derrian Ford, AR
 Cade Arbogast, AR
 Davonte Davis, AR
 Lawson Blake, AR
 Chance Westry, AU
 Johni Broome, AU
 Presley Patterson, AU
 Tre Donaldson, AU
 Yohan Traore, AU
 Carter Sobera, AU
 Chandler Leopard, AU
 Dylan Cardwell, AU
 Jaylin Williams, AU
 Lior Berman, AU
 Zep Jasper, AU
 Will Richard, UF
 Alex Klatsky, UF
 Colin Castleton, UF
 Jack May, UF
 Myreon Jones, UF
 Brandon Klatsky, UG
 Frank Anselem, UG
 Braelen Bridges, UG
 Jailyn Ingram, UG
 Jaxon Etter, UG
 Cason Wallace, UK
 Chris Livingston, UK
 Grant Darbyshire, UK
 Ugonna Onyenso, UK
 Brennan Canada, UK
 CJ Fredrick, UK
 Oscar Tshiebwe, UK
 Adam Benhayoune, LS
 Parker Edwards, LS
 Dashawn Davis, MS
 Isaac Stansbury, MS
 Justin Rumph, MS
 Tolu Smith, MS
 Tyler Brumfield, MS
 Aidan Shaw, MO
 D'Moi Hodge, MO
 Jackson Francois, MO
 Mabor Majak, MO

Sean East, MO
 Kobe Brown, MO
 Ronnie DeGray, MO
 Jaemyn Brakefield, UM
 Robert Allen, UM
 Benjamin Bosmans-Verdonk, SC
 Ebrima Dibba, SC
 Eli Sparkman, SC
 Hayden Brown, SC
 Meechie Johnson, SC
 Jacobi Wright, SC
 Alec Kegler, UT
 B.J. Edwards, UT
 Colin Coyne, UT
 D.J. Jefferson, UT
 Evan Shifflet, UT
 Tobe Awaka, UT
 Alec Kegler, UT
 Isaiah Sulack, UT
 Jahmai Mashack, UT
 Jonas Aidoo, UT
 Kent Gilbert, UT
 Olivier Nkamhoua, UT
 Santiago Vescovi, UT
 Uroš Plavšić, UT
 Zakai Zeigler, UT
 Wade Taylor IV, AM
 Adrian Samuels, VU
 Colin Smith, VU
 Emmanuel Ansong, VU
 Ezra Manjon, VU
 Lee Dort, VU
 Malik Dia, VU
 Miles Keeffe, VU
 Graham Calton, VU
 Jordan Wright, VU
 Liam Robbins, VU
 Myles Stute, VU
 Quentin Millora-Brown, VU
 Tyrin Lawrence, VU





SEC IN THE NBA DRAFT

1949 (4)

Ralph Beard, UK	Chi
Alex Groza, UK	Ind
Wallace Jones, UK	Wash
Jim Nolan, GT	Phila

1950 (8)

Billy Joe Adcock, VU	FtW
Colin Anderson, GT	Ind
Dale Barnstable, UK	Bos
Art Burris, UT	FtW
Bob Healey, UG	Syr
Ed Jones, UT	FtW
Jim Line, UK	Ind
Ed Montgomery, UT	Phila

1951 (3)

Herb Hargett, MS	FtW
George Kelly, VU	Ind
Bob Schloss, UG	Phila

1952 (6)

Joe Dean, LS	Ind
Bryant Ivey, UA	Roch
Paul Sullivan, UA	NY
Coyte Vance, MS	Mil
Bob Watson, UK	Mil
Lucian Whitaker, UK	Ind

1953 (7)

Doug Atkins, UT	Minn
Cliff Hagan, UK	Bos
Zippy Morocco, UG	Minn
Richard Prater, UK	NY
Frank Ramsey, UK	Bos
Pete Silas, GT	Minn
Lou Tsioropoulos, UK	Bos

1954 (3)

Dan Finch, VU	Minn
Cob Jarvis, UM	NY
Bob Pettit, LS	Mil

1955 (4)

Don Belcher, LS	FtW
Denver Brackeen, UM	NY
Bill Evans, UK	Roch
Ed Wiener, UT	Phila

1956 (6)

Jerry Bird, UK	Minn
Bob Burrow, UK	Roch
Phil Grawemeyer, UK	Minn
Jerry Harper, UA	NY
George Linn, UA	Bos
Carl Widseth, UT	Minn

1957 (4)

Jim Ashmore, MS	4	Bos
Al Rochelle, VU	5	StL
Joe Gibbon, UM	9	Bos
Jerry Calvert, UK	10	Phila

1958 (5)

Vernon Hatton, UK	2	Cincy
Johnny Cox, UK	4	NY
Jim Fulmer, UA	5	Cincy
Joe Hobbs, UF	9	Minn
Adrian Smith, UK	15	Cincy

1959 (4)

Bailey Howell, MS (2)	1	Det
Gene Tormohlen, UT	2	Syr
John Cox, UK	4	NY
Jim Henry, VU	6	Minn

1960 (7)

Dalen Showalter, UT	4	Cincy
Sid Cohen, UK	4	Bos
David Denton, GT	6	NY
Bernie Coffman, UK	7	Syr
Dick Davies, LS	8	StL
Henry Hart, AU	12	NY
Don Mills, UK	18	Cincy

1961 (8)

Jerry Graves, MS	2	Chi
Bill Depp, VU	3	Bos
Roger Kaiser, GT	4	Chi
Bill Lickert, UK	5	LAL
Roger Newman, UK	7	Syr
Jack Waters, UM	10	Cincy
Ned Jennings, UK	13	NY
Bill Engressor, LS	14	NY

1962 (3)

Leland Mitchell, MS	2	StL
Cliff Luyk, UF	4	NY
Larry Pursiful, UK	8	Chi

1963 (4)

Layton Johns, AU	4	LAL
W.D. Stroud, MS	5	Bos
Jim Kerwin, TUL	6	NY
Orb Bowling, UT	11	NY

1964 (2)

Cotton Nash, UK	2	LAL
Danny Schultz, UT	8	Balt

1965 (6)

Joe Newton, AU	4	Balt
Brooks Henderson, UF	4	LAL
A.W. Davis, UT	5	LAL
Dick Maile, LS	11	Cincy
Bob Andrews, UA	11	LAL
James Pitts, UG	15	Phila

1966 (7)

Clyde Lee, VU (3)	1	SF
Tommy Kron, UK	3	StL
Lee DeFore, AU	4	NY
John Jones, LS	5	Balt
Keith Thomas, VU	6	LAL
Red Robbins, UT	6	Phila
Howard Bayne, UT	15	Balt

1967 (5)

Pat Riley, UK [7]	1	SD
Louie Dampier, UK	4	Cincy
Gary Keller, UF	6	LAL
Ron Widby, UT	12	Chi
Jerry Southwood, VU	18	Balt

1968 (7)

Tom Boerwinkle, UT [4]	1	Chi
Bob Warren, VU	4	Atl
Thad Jaracz, UK	5	Bos
Dave Williams, MS	8	Cincy
Cliff Berger, UK	9	Mil
Robert Wyenandt, VU	10	Cincy
Dave Miller, UF	12	Mil

1968 Expansion Draft

Gene Tormohlen, UT	Atl to Phx
--------------------	------------

1969 (9)

Neal Walk, UF [2]	1	Phx
Tom Hagan, VU	3	SF
Billy Hann, UT	4	Atl
Bob Bundy, VU	7	Atl
Phil Argento, UK	10	LAL
Bill Justus, UT	10	Phila

1970 (9)

Pete Maravich, LS [3]	1	Atl
Dan Hester, LS	2	Atl
Bob Lienhard, UG	4	Phx
Perry Wallace, VU	5	Phila
Dan Issel, UK	8	Det
Bob Croft, UT	8	Bos
Mike Casey, UK	8	Chi
Herb White, UG	8	Atl
Andy Owens, UF	11	Sea

1970 Expansion Draft

Bailey Howell, MS	Bos to Buff
Pat Riley, UK	SD to Port

1971 (7)

John Mengelt, AU	2	Cincy
Larry Steele, UK	3	Port
Don Johnson, UT	5	Balt
Thorpe Weber, VU	6	Bos
Jim England, UT	10	Chi
Jim Dinwiddle, UK	10	Phila
Mike Casey, UK	11	Cle
Nelson Isley, LS	17	Buff

1971 Hardship (1)

Tom Payne, UK	Atl
---------------	-----

1972 (4)

Al Saunders, LS	4	Balt
Tom Parker, UK	6	Cle
Henry Harris, AU	8	Hou
Kent Hollenbeck, UK	10	Det

1973 (10)

Wendell Hudson, UA	2	Chi
Jim Retseck, AU	3	GS
John Neumann, UM	6	Chi
Tim Bassett, UG	7	Buff
Jim Andrews, UK	7	Sea
Ron Hogue, UG	7	Wash
Steve Turner, VU	10	Bos
Rod Freeman, VU	11	Phila
John Fraley, UG	15	Buff
Larry Robinson, UT	16	Phila

1974 (6)

Jan van Breda Kolff, VU	2	Port
Len Kosmalski, UT	2	KCO
Ed Palubinskas, LS	4	Atl
Terry Compton, VU	5	KCO
Collis Temple, LS	5	Phx
Bill Ligon, VU	10	Det

1975 (8)

Kevin Grevey, UK	1 [18]	Wash
Glen Hanson, LS	2	KCO
Jimmy Dan Conner, UK	2	Phx
Charles Cleveland, UA	3	Phila
Bob Guyette, UK	3	KCO
Charles Russell, UA	5	LAL
Danny Williams, UM	6	Atl
Mike Flynn, UK	7	Phila

1976 (6)

Leon Douglas, UA	1 [4]	Det
Jacky Dorsey, UG	2	NO
Butch Feher, VU	2	Phx
Jeff Fosnes, VU	4	GS
Gary Reddings, AU	5	Port
Eugene Shy, UF	10	NY

1976 Dispersal of ABA Players (2)

Louie Dampier, UK	UK to SA
Jan van Breda Kolff, VU	KC to NY

1977 (11)

Bernard King, UT	1 [7]	NYN
Ernie Grunfeld, UT	1 [11]	Mil
Larry Johnson, UK	2	Buff
T.R. Dunn, UA	2	Port
Eddie Johnson, AU	3	Atl
Rickey Brown, UA	3	Port
Jim Cooper, UA	4	Sea
David Reavis, UG	4	Wash
John Billups, UM	5	Den
Mike Jackson, UT	7	Buff
Len Saunders, UF	8	Den

1978 (9)

Rick Robey, UK	1 [3]	Ind
Mike Mitchell, AU	1 [15]	Cle
Jack Givens, UK	1 [16]	Atl
James Lee, UK	2	Sea
Mike Phillips, UK	3	NJ
Ken Higgs, LS	3	Cle
Stan Pietkiewicz, AU	7	Buff
Anthony Murray, UA	7	Phila
Larry Brewster, UF	10	SA

1979 (11)

Reggie King, UA	1 [18]	KC
Wiley Peck, MS	1 [19]	SA
Kyle Macy, UK	1 [22]	Phx
Walter Daniels, UG	3	LAL
Terry Crosby, UT	3	KC
Al Green, LS	3	Phx
Ray White, MS	4	LAL
Lionel Green, LS	4	Hou
Malcolm Cesare, UF	4	Phx
Truman Claytor, UK	6	Det
Rich Valavicius, AU	7	Hou

1980 (11)

Rickey Brown, MS	1 [13]	GS
Reggie Johnson, UT	1 [15]	SA
John Stroud, UM	2	Hou
Dewayne Scales, LS	2	NY
Lavon Mercer, UG	3	SA
Robert Scott, UA	4	GS
Lavon Williams, UK	5	Cle
Rick Mattick, LS	6	NJ
Tommy Springer, VU	7	Den
Rich Valavicius, AU	8	Wash
Jay Schilder, UK	9	Chi

SEC IN THE NBA DRAFT



1980 Expansion Draft

Jack Givens, UK Atl to Dal
Wiley Peck, MS SA

1981 (11)

Howard Wood, UT 2 Utah
Charles Davis, VU 2 Wash
Greg Cook, LS 2 NY
Elston Turner, UM 2 Dal
Durand Macklin, LS 3 Atl
Ethan Martin, LS 4 Cle
Willie Sims, LS 5 Den
Mike Rhodes, VU 5 SA
Earl Banks, AU 6 Sea
Fred Cowan, UK 6 Hou
Bobby Cattage, AU 8 Utah

1982 (19)

Dominique Wilkins, UG 1 [3] Utah
Eddie Phillips, UA 1 [21] NJ
Willie Jones, VU 3 LAL
Phillip Lockett, UA 3 Port
Gary Carter, UT 5 SD
Eric Marbury, UG 6 SD
Chuck Verderber, UK 7 Chi
Nick Morken, UT 9 GS
Sean Tuohy, UM 10 NJ

1983 (16)

Dale Ellis, UT 1 [9] Dal
Jeff Malone, MS 1 [10] Wash
Ennis Whatley, UA 1 [13] KC
Howard Carter, LS 1 [15] Den
Dirk Minniefield, UK 2 Dal
Darrell Lockhart, AU 2 SA
Mike Davis, UA 2 Mil
Derrick Hord, UK 3 Cle
Terry Fair, UG 4 Ind
Kalpatrick Wells, MS 4 Phila
Carlos Clark, UM 4 Bos
Terry Lewis, MS 4 LAL
Roger Stieg, UM 5 Ind
Charles Hurt, UK 6 Mil
Odell Mosteller, AU 10 Utah
Lamar Heard, UG 10 SA

1984 (17)

Sam Bowie, UK 1 [2] Port
Charles Barkley, AU 1 [5] Phila
Melvin Turpin, UK 1 [6] Wash
Jeff Turner, VU 1 [17] NJ
Vern Fleming, UG 1 [18] Ind
James Banks, UG 3 Phila
Terry Williams, UA 3 Sea
Leonard Mitchell, LS 3 Cle
Vernon Delancy, UF 3 Mil
Dickie Beal, UK 4 Atl
Eric Richardson, UA 5 SA
Dan Federmann, UT 5 Phila
Willie Burton, UT 6 Den
Jim Master, UK 6 Atl
Tom Heitz, UK 8 Ind
Greg Turner, AU 9 KC
John Tudor, LS 9 Dal

1985 (15)

Jerry Reynolds, LS 1 [22] Mil
Bobby Lee Hurt, UA 2 GS
Eugene McDowell, UF 3 Mil
Michael Brooks, UT 4 Hou
Gerald Crosby, UG 6 GS

1986 (11)

Chuck Person, AU 1 [4] Ind
Kenny Walker, UK 1 [5] NY
John Williams, LS 1 [12] Wash
Buck Johnson, UA 1 [20] Hou
Joe Ward, UG 2 Phx
Cedric Henderson, UG 2 Atl
Don Redden, LS 3 Den
Derrick Taylor, LS 4 Ind
Chauncey Robinson, MS 4 Det
Roger Harden, UK 5 LAL
Bobby Lee Hurt, UA 6 GS

1987 (15)

Derrick McKey, UA 1 [9] Sea
Jim Farmer, UA 1 [20] Dal
Nikita Wilson, LS 2 Port
Tony White, UT 2 Chi
Terry Coner, UA 2 Atl
Andrew Moten, UF 4 NJ
Chad Kessler, UG 5 LAC
James Blackmon, UK 5 NJ
Glen Clem, VU 5 NY
Dennis Williams, UG 5 SA
Anthony Wilson, LS 5 Chi
Fred Jenkins, UT 6 Hou
Frank Ford, AU 6 LAL
Mark Gottfried, UA 7 Det
Gerald White, AU 7 Dal

1988 (12)

Chris Morris, AU 1 [4] NJ
Rex Chapman, UK 1 [8] Char
Willie Anderson, UG 1 [10] SA
Will Perdue, VU 1 [11] Chi
Vernon Maxwell, UF 2 Den
Jose Vargas, LS 2 Dal
Rob Lock, UK 3 LAC
Hernan Montenegro, LS 3 Phila
Jeff Moore, AU 3 Char
Ed Davender, UK 3 Wash
Mike Jones, AU 3 Mil
Winston Bennett, UK 3 Cle

1989 (6)

Dyron Nix, UT 2 Char
Frank Kornet, VU 2 Mil
Michael Ansley, UA 2 Orl
Doug Roth, UT 2 Wash
Ricky Blanton, LS 2 Phx
Toney Mack, UG 2 Phila

1989 Expansion Draft (11)

Jim Farmer, UA Utah to Orl

1990 (4)

Chris Jackson, LS 1 [3] Den
Alec Kessler, UG 1 [12] Hou
Gerald Glass, UM 1 [20] Minn
Dwayne Schintzius, UF 1 [24] SA

1991 (1)

Stanley Roberts, LS 1 [23] Orl

1992 (8)

Shaquille O'Neal, LS 1 [1] Orl
Todd Day, AR 1 [8] Mil
Robert Horry, UA 1 [11] Hou
Oliver Miller, AR 1 [22] Phx
Lee Mayberry, AR 1 [23] Mil
Latrell Sprewell, UA 1 [24] GS
Isaiah Morris, AR 2 Mia
Litterial Green, UG 2 Chi

1993 (4)

Jamal Mashburn, UK 1 [4] Dal
Allan Houston, UT 1 [11] Det
James Robinson, UA 1 [21] Port
Geert Hammink, LS 1 [26] Orl

1994 (4)

Wesley Person, AU 1 [23] Phx
Rodney Dent, UK 2 Mil
Jamie Watson, SC 2 Utah
Charles Claxton, UG 2 Phx

1995 (4)

Antonio McDyess, UA 1 [2] LAC
Corliss Williamson, AR 1 [13] Sac
Jason Caffey, UA 1 [20] Chi
Andrew DeClercq, UF 2 GS

1996 (13)

Antoine Walker, UK 1 [6] Bos
Erick Dampier, MS 1 [10] Ind
Tony Delk, UK 1 [16] Char
Walter McCarty, UK 1 [19] NYK
Dontae' Jones, MS 1 [21] NYK
Roy Rogers, UA 1 [22] Van
Steve Hamer, UT 2 Bos
Randy Livingston, LS 2 Hou
Terrell Bell, UG 2 Hou
Mark Pope, UK 2 Ind
Shandon Anderson, UG 2 Utah
Ronnie Henderson, LS 2 Wash
Darnell Robinson, AR 2 Dal

1997 (3)

Ron Mercer, UK 1 [6] Bos
Derek Anderson, UK 1 [13] Cle
Eric Washington, UA 2 Orl

1998 (3)

Jason Williams, UF 1 [7] Sac
Nash Mohammed, UK 1 [29] Utah
Ansu Sesay, UM 2 Dal

1999 (3)

Jumaine Jones, UG 1 [27] Atl
Scott Padgett, UK 1 [28] Utah
Tyrone Washington, MS 2 Hou

2000 (8)

Stromile Swift, LS 1 [2] Van
Mike Miller, UF 1 [5] Orl
Jamaal Magloire, UK 1 [19] Char
Donnell Harvey, UF 1 [22] NYK
Mamadou N'Diaye, AU 1 [26] Den
Dan Langhi, VU 2 Dal
Jabari Smith, LS 2 Sac
Chris Porter, AU 2 GS

2001 (3)

Joe Johnson, AR 1 [10] Bos
Gerald Wallace, UA 1 [25] Sac
Jamison Brewer, AU 2 Ind

2002 (4)

Marcus Haislip, UT 1 [13] Mil
Tayshaun Prince, UK 1 [23] Det
Vincent Yarbrough, UT 2 Den
Rod Grizzard, UA 2 Wash

2003 (6)

Jarvis Hayes, UG 1 [10] Wash
Mario Austin, MS 2 Chi
Derrick Zimmerman, MS 2 GS
Keith Bogans, UK 2 Mil
Matt Bonner, UF 2 Chi
Maurice Williams, UA 2 Utah

2004 (3)

Justin Reed, UM 2 Bos
Matt Freije, VU 2 Mia
Rashad Wright, UG 2 Ind

2005 (3)

David Lee, UF 1 [30] NYK
Brandon Bass, LS 2 NO
Lawrence Roberts, MS 2 Sea

2006 (4)

Tyrus Thomas, LS 1 [3] Port
Ronnie Brewer, AR 1 [14] Utah
Renaldo Balkman, SC 1 [20] NYK
Rajon Rondo, UK 1 [21] Phx

2007 (8)

Al Horford, UF 1 [3] Atl
Corey Brewer, UF 1 [7] Minn
Joakim Noah, UF 1 [9] NY
Glen Davis, LS 2 Sea
Jermareo Davidson, UA 2 GS
Chris Richard, UF 2 Minn
Derrick Byars, VU 2 Port
Taurean Green, UF 2 Port

2008 (6)

Anthony Randolph, LS 1 [14] GS
Marreese Speights, UF 1 [16] Phila
Sonny Weems, AR 2 Chi
Richard Hendrix, UA 2 GS
Shan Foster, VU 2 Dal
Joe Crawford, UK 2 LAL

2009 (4)

Jodie Meeks, UK 2 Mil
Patrick Beverley, AR 2 LAL
Marcus Thornton, LS 2 Mia
Nick Calathes, UF 2 Minn

2010 (7)

John Wall, UK 1 [1] Wash
DeMarcus Cousins, UK 1 [5] Sac
Patrick Patterson, UK 1 [14] Hou
Eric Bledsoe, UK 1 [18] OKC
Daniel Orton, UK 1 [29] Orl
Terrico White, UM 2 Det
Jarvis Varnado, MS 2 Mia

2011 (7)

Brandon Knight, UK 1 [8] Det
Tobias Harris, UT 1 [19] Char
Trey Thompkins, UG 2 LAC
Chandler Parsons, UF 2 Hou
Josh Harrellson, UK 2 NO
Travis Leslie, UG 2 LAC
Vernon Macklin, UF 2 Det
DeAndre Liggins, UK 2 Orl



SEC IN THE NBA DRAFT

All-Time No. 1 Overall Picks

1992.....	Shaquille O'Neal, LS
2010.....	John Wall, UK
2012.....	Anthony Davis, UK
2015.....	Karl-Anthony Towns, UK
2016.....	Ben Simmons, LS
2020.....	Anthony Edwards, UG

Since 2018:

Overall Draft Picks

SEC.....	61
ACC.....	50
Big Ten.....	41
Pac-12.....	37
Big 12.....	29
Big East.....	19
American.....	12
West Coast.....	11
Mountain West.....	10
Atlantic 10.....	5
Colonial.....	3
MAC.....	3
Missouri Valley.....	2
OVC.....	2
Conference USA.....	1
Horizon.....	1
Patriot.....	1
SoCon.....	1
Sun Belt.....	1

First Round Picks

SEC.....	35
ACC.....	31
Pac-12.....	19
Big Ten.....	16
Big 12.....	16
Big East.....	9
American.....	9
West Coast.....	8
Mountain West.....	3
Atlantic 10.....	2
OVC.....	2
Missouri Valley.....	1
Horizon.....	1
Patriot.....	1

Lottery Picks

SEC.....	18
ACC.....	14
Big 12.....	10
Big Ten.....	9
Pac-12.....	6
American.....	4
West Coast.....	4
Big East.....	3
Atlantic 10.....	1
OVC.....	1

2012 (12)

Anthony Davis, UK	1 [1]	NO
M. Kidd-Gilchrist, UK	1 [2]	Char
Bradley Beal, UF	1 [3]	Wash
Terrence Jones, UK	1 [18]	Hou
John Jenkins, VU	1 [23]	Atl
Arnett Moultrie, MS	1 [27]	Mia
Marquis Teague, UK	1 [29]	Chi
Festus Ezeli, VU	1 [30]	GS
Jeffery Taylor, VU	2	Char
Doron Lamb, UK	2	Mil
Justin Hamilton, LS	2	Phila
Darius Miller, UK	2	NO

2013 (5)

Nerlens Noel, UK	1 [6]	NO
K. Caldwell-Pope, UG	1 [8]	Det
Archie Goodwin, UK	1 [29]	OKC
Erik Murphy, UF	2	Chi
Alex Oriakhi, MO	2	Phx

2014 (6)

Julius Randle, UK	1 [7]	LAL
James Young, UK	1 [17]	Bos
Jarnell Stokes, UT	2	Utah
Johnny O'Bryant, LS	2	Mil
Jordan Clarkson, MO	2	Wash
Jordan McRae, UT	2	SA

2015 (10)

Karl-Anthony Towns, UK	1 [1]	Min
Willie Cauley-Stein, UK	1 [6]	Sac
Trey Lyles, UK	1 [12]	Utah
Devin Booker, UK	1 [13]	Phx
Bobby Portis, AR	1 [23]	Chi
Jarell Martin, LS	1 [25]	Mem
Jordan Mickey, LS	2	Bos
Josh Richardson, UT	2	Mia
Andrew Harrison, UK	2	Phx
Dakari Johnson, UK	2	OKC

2016 (6)

Ben Simmons, LS	1 [1]	Phila
Jamal Murray, UK	1 [7]	Den
Wade Baldwin, VU	1 [17]	Mem
Skal Labissiere, UK	1 [22]	Phx
Damian Jones, VU	1 [30]	GS
Tyler Ulis, UK	2	Phx

2017 (4)

De'Aaron Fox, UK	1 [5]	Sac
Malik Monk, UK	1 [11]	Char
Bam Adebayo, UK	1 [14]	Mia
Sindarius Thornwell, SC	2	Mil

2018 (7)

Collin Sexton, UA	1 [8]	Cle
Kevin Knox, UK	1 [9]	NYK
Shai Gilgeous-Alexander, UK	1 [11]	Char
Michael Porter Jr., MO	1 [14]	Den
Robert Williams, AM	1 [27]	Bos
Jarred Vanderbilt, UK	2	Orl
Hamidou Diallo, UK	2	Bkn

2019 (12)

Darius Garland, VU	1 [5]	Cle
PJ Washington, UK	1 [12]	Char
Tyler Herro, UK	1 [13]	Mia
Chuma Okeke, AU	1 [16]	Orl
Grant Williams, UT	1 [22]	Bos
Keldon Johnson, UK	1 [29]	SA
Nicolas Claxton, UG	2	NJ
Daniel Gafford, AR	2	Chi
Admiral Schofield, UT	2	Phila
Quinn-Dary Weatherspoon, MS	2	SA
Tremont Waters, LS	2	Bos
Jordan Bone, UT	2	NO

2020 (12)

Anthony Edwards, UG	1 [1]	Minn
Isaac Okoro, AU	1 [5]	Cle
Kira Lewis Jr., UA	1 [13]	NO
Aaron Nesmith, VU	1 [14]	Bos
Tyrese Maxey, UK	1 [21]	Phila
Immanuel Quickley, UK	1 [25]	OKC
Saben Lee, VU	2	Utah
Robert Woodard, MS	2	Mem
Nick Richards, UK	2	NO
Isaiah Joe, AR	2	Phila
Skylar Mays, LS	2	Atl
Reggie Perry, MS	2	LAC

2021 (12)

Joshua Primo, UA	1 [12]	SA
Moses Moody, AR	1 [14]	GS
Tre Mann, UF	1 [18]	OKC
Keon Johnson, UT	1 [21]	NYK
Isaiah Jackson, UK	1 [22]	LAL
Cameron Thomas, LS	1 [27]	NJ
Jaden Springer, UT	1 [28]	Phila
Herbert Jones, UA	2	NO
JT Thor, AU	2	Det
Sharife Cooper, AU	2	Atl
BJ Boston, UK	2	Mem
Scottie Lewis, UF	2	Char

2022 (7)

Jabari Smith, AU	1 [3]	Hou
Tari Eason, LS	1 [17]	Hou
Walker Kessler, AU	1 [22]	Mem
TyTy Washington Jr., UK	1 [29]	Mem
Jaylin Williams, AR	2	OKC
Kennedy Chandler, UT	2	SA
JD Davison, UA	2	Bos

2023 (10)

Brandon Miller, UA	1 [2]	Char
Anthony Black, AR	1 [6]	Orl
Cason Wallace, UK	1 [10]	Dal
Noah Clowney, UA	1 [21]	NJ
Nick Smith Jr., AR	1 [27]	Char
Kobe Brown, MO	1 [30]	LAC
Julian Phillips, UT	2	Bos
Jordan Walsh, AR	2	Sac
Gregory Jackson II, SC	2	Mem
Chris Livingston, UK	2	Mil

NOTE: Number of SEC players taken listed in parentheses. Listing is alphabetical 1949-1956. Since 1957 the listing is by rounds with the number in brackets [] indicating the selection of first-round picks. The NBA held its first college draft prior to the start of the 1947-48 season, but records prior to 1949 are unavailable.