2016-17 WOMEN'S BASKETBALL

MEDIA GUIDE

SECSPORTS.COM

SOUTHEASTERN CONFERENCE

SEC Women's Basketball 2-3
2016-2017 Composite Schedule 4-7
2017 SEC Tournament 8
Standard of Excellence 9-11
All-Time National Champions 12
SECU 13
SEC Milestones 14-15
Commissioner Greg Sankey 16
SEC Staff 17
SEC Network 18
SEC Corporate Sponsors/ Licensing Program 19
Media Services 20

TEAMS 21

Alabama 22
Arkansas 23
Auburn 24
Florida 25
Georgia 26
Kentucky 27
LSU 28
Ole Miss 29
Mississippi State 30
Missouri 31
South Carolina 32
Tennessee 33
Texas A&M 34
Vanderbilt 35
Communication Contacts 36

2015-2016 IN REVIEW 37

Final Standings/Tournament Results 38
Individual Statistics (All Games) 39
Team Statistics (All Games) 40
Individual Statistics (SEC Only) 41
Team Statistics (SEC Only) 42
Individual Superlatives 43-44
Team Superlatives 45-46
Team-By-Team Statistics 47-50
Team-By-Team Results 51-54

THROUGH THE YEARS 55

Champions 56
All-Time SEC Standings 57
Annual Standings 58-61
Team Statistical Leaders 62-63
Individual Statistical Leaders 64-66

RECORD BOOK 67

Individual Records 68-73
Team Records 74-76

HONORS 77

Player Awards 78-79
Coaches Awards 80
All-Americans 81-83
Freshman All-Americans 83
Academic/Community Service Awards 84
SEC Community Service Teams 85-86
All-SEC Teams 87-91
All-Freshmen Teams 92
All-Defensive Teams 93
Players of the Week 93-95
Freshmen of the Week 96
Academic Honor Roll 97-103
Olympians 104
WNBA Draft 105-106
Players in the WNBA 107-108

TOURNAMENTS 109

SEC Tournament Champs/Standings . . 110
SEC Tournament Breakdown 111
SEC Tournament Results 112-115
SEC Tournament Individual Records . . . 116
SEC Tournament Team Records 117
SEC Tournament Superlatives 118
SEC Tournament Attendance 119-121
SEC All-Tournament Teams 122-123
NCAA Tournament Breakdown 124
NCAA Year-By-Year Results 125-137
NCAA All-Region Teams 138
NCAA All-Final Four Teams 139
NWIT/WNIT Breakdown 140
NWIT/WNIT Results 141-142

POLLS 143

Final Associated Press Polls 144-148
Final USA Today/WBCA Polls 149-152

CREDITS

The Southeastern Conference Women's Basketball Media Guide, Vol. XXXIII, is published by the Southeastern Conference Office, Greg Sankey, Commissioner.

Editor

Tammy Wilson
Director of Communications

Special Assistance

Jessica Pare', Alabama; Jeri Thorpe, Arkansas; Wes Todd, Auburn; Kathy Cafazzo, Florida; Tray Littlefield, Georgia; Evan Crane, Kentucky; Jennifer Rodriguez, LSU; Jessica Poole, Ole Miss; Brock Turnipseed, Mississippi State; R.J. Layton, Missouri; Diana Koval, South Carolina; Eric Trainer, Tennessee; David Waxman, Texas A&M; David Dawson, Vanderbilt.

Cover Design

B.C. Romano
SEC

Printing

Walker 360 Media
Montgomery, Alabama

SEC WOMEN'S BASKETBALL

NINE NCAA TOURNAMENT BIDS IN 2016

ALL 14 CURRENT MEMBERS HAVE APPEARED IN THE NCAA TOURNAMENT

121 FIRST-TEAM ALL-AMERICANS

7 NAISMITH PLAYER OF THE YEAR AWARDS

1996 SAUDIA ROUNDTREE
1998 CHAMIQUE HOLDSCLAW
1999 CHAMIQUE HOLDSCLAW
2000 TAMIKA CATCHINGS
2005 SEIMONE AUGUSTUS
2006 SEIMONE AUGUSTUS
2008 CANDACE PARKER

SEC WOMEN'S BASKETBALL

SEC SCHOOLS HAVE PRODUCED 42 OLYMPIANS

6 HONDA SPORTS AWARDS WINNERS

9 NCAA POST-GRADUATE SCHOLARSHIP WINNERS

31 ACADEMIC ALL-AMERICANS

THE SEC HAS HAD 141 FORMER **PLAYERS DRAFTED**

2016-17 COMPOSITE SCHEDULE

NOVEMBER

11 (Friday)

New Orleans at Alabama (SECN+) . . . . . 5:00 p.m. CT
Sam Houston State at Arkansas (SECN+) . . . . . 10:00 a.m. CT
Troy at Auburn (SECN+). . . . . 5:30 p.m. CT
1-Florida vs South Alabama . . . . . .5:00 p.m. ET
South Carolina State at Georgia (SECN+). . . . . .7:00 p.m. ET
2-Miami at Kentucky (SECN+) . . . . . .7:00 p.m. ET
LSU at Lousiana Tech . . . . . 6:30 p.m. CT
Southeastern Louisiana at Ole Miss (SECN+) . . . . . 2:30 p.m. CT
3-Mississippi State vs Purdue . . . . . 6:30 p.m. CT
4-Abilene Christian at Missouri. . . . . .7:00 p.m CT
Tennessee at James Madison (Madizone) . . . . . .7:00 p.m. ET
Kennesaw State at Vanderbilt (SECN+) . . . . . 7:00 p.m. CT

12 (Saturday)

2-Albany at Kentucky (SECN+). . . . . .7:00 p.m. ET
3-Mississippi State vs Maine/Villanova . . . . . .1/3:30 p.m. CT

13 (Sunday)

Louisiana-Monroe at Arkansas (SECN+). . . . . 2:00 p.m. CT
Mercer at Georgia (SECN+). . . . . .2:00 p.m. ET
Wake Forest at LSU (SECN+) . . . . . 6:00 p.m. CT
Lipscomb at Ole Miss (SECN+) . . . . . 5:00 p.m. CT
Navy at Tennessee (SECN+). . . . . .2:00 p.m. ET
Central Arkansas at Texas A&M (SECN+) . . . . . TBA
Vanderbilt at Indiana . . . . . 1:00 p.m. CT

14 (Monday)

Mississippi Valley State at Alabama (SECN+). . . . . 7:00 p.m. CT
Florida at Chattanooga . . . . . .6:30 p.m. ET
South Carolina at Ohio State . . . . . .6:00 p.m. ET

15 (Tuesday)

Tennessee at ETSU (ESPN3) . . . . . .7:00 p.m. ET

16 (Wednesday)

BYU at Georgia (SECN+). . . . . .7:00 p.m. ET
Rice at LSU (SECN+) . . . . . 7:00 p.m. CT
5-Mississippi State vs Tulane. . . . . 7:00 p.m. CT
Drexel at Vanderbilt (SECN+). . . . . 7:00 p.m. CT

17 (Thursday)

Alabama at Lipscomb (SECN+) . . . . . 7:00 p.m. CT
South Dakota at Arkansas (SECN+) . . . . . 7:00 p.m. CT
Auburn at North Carolina A&T. . . . . 4:30 p.m. CT
New Hampshire at Kentucky (SECN+) . . . . . 11 a.m. ET
Jacksonville State at Ole Miss (SECN+). . . . . 6:00 p.m. CT
Texas Tech at Texas A&M (SECN+) . . . . . 7:00 p.m. CT

19 (Saturday)

6-Florida vs Temple . . . . . .1:00 p.m. ET
Kentucky at Colorado. . . . . .9:00 p.m. ET

20 (Sunday)

Auburn at East Carolina. . . . . 2:30 p.m. CT
Georgia at Georgia Tech . . . . . .2:00 p.m. ET
Connecticut at LSU (ESPN) . . . . . 4:30 p.m. CT
High Point at Ole Miss (SECN+) . . . . . 2:00 p.m. CT
Duke at Vanderbilt (SEC Network). . . . . 11:00 a.m. CT
Texas at Mississippi State (SEC Network) . . . . . 5:00 p.m. CT
7-Hampton at South Carolina . . . . . .3:00 p.m. ET
Tennessee at Penn State (Big Ten Network). . . . . .5:00 p.m. ET
Stephen F. Austin at Texas A&M (SECN+) . . . . . 4:00 p.m. CT
Duke at Vanderbilt (SECN+). . . . . 2:00 p.m. CT

21 (Monday)

Stetson at Arkansas (SECN+) . . . . . 7:00 p.m. CT
7-Maine at South Carolina. . . . . .7:00 p.m. ET

22 (Tuesday)

Georgia Southern at Alabama (SECN+) . . . . . 7:00 p.m. CT
8-Auburn vs Ball State . . . . . 3:30 p.m. CT
Florida at Arkansas State . . . . . .6:30 p.m. ET
Indiana State at Missouri (SECN+) . . . . . 7:00 p.m. CT
7-Saint Peter's at South Carolina . . . . . .7:00 p.m. ET
Robert Morris at Vanderbilt (SECN+). . . . . 11:30 a.m. CT

23 (Wednesday)

8-Auburn vs Marist. . . . . 6:00 p.m. CT
Morehead State at Kentucky (SECN+). . . . . .7:00 p.m. ET
Texas A&M at Little Rock. . . . . 6:30 p.m. CT

24 (Thursday)

8-Auburn vs West Virginia . . . . . 6:00 p.m. CT
9-Georgia vs Minnesota. . . . . .2:00 p.m. ET
10-LSU vs Texas-El Paso . . . . . 2:15 p.m. CT

25 (Friday)

11-Arkansas vs Memphis . . . . . 6:30 p.m. CT
Florida at Northwestern . . . . . .8:00 p.m. ET
9-Georgia vs TBD . . . . . TBA
10-LSU vs Kansas State . . . . . 12:00 p.m. CT
12-Mississippi State vs Oregon. . . . . 8:00 p.m. CT
9-Missouri vs Creighton . . . . . 2:15 p.m. CT

26 (Saturday)

11-Arkansas vs Nevada/Navy . . . . . .4/6:30 p.m. CT
10-LSU vs NC State . . . . . 12:00 p.m. CT
13-Ole Miss vs Wisconsin. . . . . 1:00 p.m. CT
12-Mississippi State vs. San Jose State. . . . . 8:00 p.m. CT
9-Missouri vs Dayton/Georgia Tech . . . . . TBA
Abilene Christian at Texas A&M (SECN+) . . . . . 6:00 p.m. CT

27 (Sunday)

Alabama A&M at Alabama (SECN+) . . . . . 2:00 p.m. CT
Indiana at Auburn (SEC Network). . . . . 1:00 p.m. CT
14-Louisville vs South Carolina (ESPN2) . . . . . .1:00 p.m. ET

Sa]mford at Kentucky (SECN+) . . . . . 2:00 p.m. ET
13-Ole Miss vs UNLV/Tennessee State. . . . . TBA
12-Mississippi State at Hawaii . . . . . 9:30 p.m. CT
Tennessee at Virginia Tech . . . . . 2:00 p.m. ET
Vanderbilt at UT Martin . . . . . 2:00 p.m. CT

29 (Tuesday)

Kennesaw State at Georgia (SECN+) . . . . . 7:00 p.m. ET
Western Illinois at Missouri (SECN+) . . . . . 7:00 p.m CT

30 (Wednesday)

Arkansas at Tulsa . . . . . 7:00 p.m. CT
6-Florida vs Wofford . . . . . 7:00 p.m. ET
Tennessee State at Tennessee (SECN+) . . . . . 7:00 p.m. ET
Southern Cal at Texas A&M (SECN+) . . . . . 11:00 a.m. CT

DECEMBER

1 (Thursday)

Alcorn State at Alabama (SECN+) . . . . . 7:00 p.m. CT
15-Oklahoma at Kentucky (SEC Network) . . . . . 7:00 p.m. ET
Jackson State at Ole Miss (SECN+). . . . . 11:00 a.m. CT
15-South Carolina at Texas (ESPN2) . . . . . 7:00 p.m. ET

2 (Friday)

15-Auburn at Kansas State . . . . . 7:00 p.m. CT
Missouri State at Missouri (SECN+). . . . . 7:00 p.m. CT
16-Vanderbilt at Air Force. . . . . 6:00 p.m. CT

3 (Saturday)

15-Texas Tech at Arkansas (SEC Network) . . . . . 3:00 p.m. CT
17-Florida vs Long Beach State. . . . . TBA
15-Georgia at Oklahoma State . . . . . TBA
15-Mississippi State at Iowa State (FSN) . . . . . 1:30 p.m CT
16-Vanderbilt vs Utah Valley/SIUE. . . . . TBA

4 (Sunday)

15-Kansas at Alabama (SEC Network) . . . . . 11:00 a.m. CT
17-Florida vs Arizona State/Boston . . . . . 1:30/4 p.m. ET
15-TCU at LSU (SEC Network) . . . . . 1:00 p.m. CT
15-Ole Miss at West Virginia . . . . . 3:00 p.m. CT
Kentucky at Louisville . . . . . 2:00 p.m. ET
Missouri at IUPUI . . . . . 1:00 p.m. CT
South Carolina at Duke . . . . . 2:00 p.m. ET
15-Baylor at Tennessee (ESPN2) . . . . . 2:00 p.m. ET

5 (Monday)

Furman at Georgia (SECN+) . . . . . 7:00 p.m. ET
Texas A&M at SMU. . . . . 7:00 p.m. CT
Tulane at Vanderbilt (SECN+). . . . . 7:00 p.m. CT

7 (Wednesday)

Butler at Arkansas (SECN+) . . . . . 7:00 p.m. CT
SIUE at Missouri (SECN+) . . . . . 7:00 p.m. CT

8 (Thursday)

Florida at Florida State . . . . . 6:00 p.m. ET
Texas A&M at TCU (FS1). . . . . 7:30 p.m. CT
Vanderbilt at ETSU . . . . . 6:00 p.m. CT

9 (Friday)

Middle Tennessee State at Kentucky (SECN+) . . . . . 7:00 p.m. CT
Wichita State at Missouri (SECN+) . . . . . 7:00 p.m. CT

10 (Friday)

Louisiana-Monroe at Ole Miss (SECN+) . . . . . 1:00 p.m. CT
Mississippi State at Southern Miss . . . . . 4:00 p.m. CT
TAMU-CC at Texas A&M (SECN+) . . . . . TBA

11 (Sunday)

Alabama at Georgetown . . . . . 1:00 p.m. CT
Arkansas at Missouri State . . . . . 2:00 p.m. CT
Savannah State at Auburn (SECN+) . . . . . 2:00 p.m. CT
18-Florida vs North Carolina A&T . . . . . 3:00 p.m. ET
Arizona State at Kentucky (SEC Network). . . . . 1:00 p.m. ET
Tulane at LSU (SECN+) . . . . . 2:00 p.m. CT
Minnesota at South Carolina (SEC Network) . . . . . 3:00 p.m. ET
Tennessee at Texas (FS1). . . . . 4:30 p.m. ET

13 (Tuesday)

Mississippi State at Little Rock . . . . . 6:30 p.m. CT

14 (Wednesday)

Auburn at Louisiana Tech . . . . . 6:30 p.m. CT
Sam Houston State at LSU (SECN+) . . . . . 11:00 a.m. CT
Oregon at Ole Miss (SECN+). . . . . 6:00 p.m. CT
Appalachian State at Tennessee (SECN+) . . . . . 7:00 p.m. ET

15 (Thursday)

Georgia State at Alabama (SECN+) . . . . . 11:30 a.m. CT
Georgia at Cincinnati. . . . . 12:00 p.m. ET
Clemson at South Carolina (SEC Network) . . . . . 7:00 p.m. ET

16 (Friday)

19-Mississippi State vs SMU . . . . . 10:00 p.m. CT

17 (Saturday)

Georgia Tech at Alabama (SECN+) . . . . . 2:00 p.m. CT
VCU at Ole Miss (SECN+) . . . . . 1:00 p.m. CT
UT Martin at Missouri (SECN+) . . . . . TBA

18 (Sunday)

Northwestern State at Arkansas (SECN+) . . . . . 2:00 p.m. CT
Virginia Tech at Auburn (SEC Network) . . . . . 5:00 p.m. CT
Radford at Kentucky (SECN+). . . . . 2:00 p.m. ET
20-LSU vs North Carolina . . . . . 2:00 p.m. CT
19-Mississippi State vs Southern Cal/Grambling . . . . . 1/3 p.m. CT
UCLA at South Carolina (ESPN2) . . . . . 2:00 p.m. ET
Stanford at Tennessee (SEC Network) . . . . . 3:00 p.m. ET
Tennessee Tech at Vanderbilt (SECN+) . . . . . 2:00 p.m. CT

19 (Monday)

21-Alabama vs McNeese State . . . . . 7:00 p.m. CT
Virginia at Georgia (SEC Network) . . . . . .7:00 p.m. ET
UC Riverside at Missouri (SECN+) . . . . . 7:00 p.m. CT

20 (Tuesday)

21-Alabama vs Texas-El Paso . . . . . 7:00 p.m. CT
22-Florida vs Indiana. . . . . .7:45 p.m. ET
Austin Peay at Ole Miss (SECN+) . . . . . 12:00 p.m. CT
Alabama State at Mississippi State (SECN+) . . . . . 7:00 p.m. CT
22-Texas A&M vs Dayton . . . . . 12:00 p.m. CT

21 (Wednesday)

Oral Roberts at Arkansas (SECN+) . . . . . 1:00 p.m. CT
23-Auburn vs Drake. . . . . 3:00 p.m. CT
22-Florida vs Florida A&M . . . . . .5:30 p.m. ET
Washington State at Kentucky (SECN+). . . . . .12:00 p.m. ET
Little Rock at LSU (SECN+) . . . . . 7:00 p.m. CT
Missouri at Saint Louis . . . . . TBA
South Carolinat at Savannah State . . . . . .6:00 p.m. ET
Troy at Tennessee (SECN+). . . . . .7:00 p.m. ET
22-Texas A&M vs Syracuse . . . . . 2:15 p.m. CT
Louisville at Vanderbilt (SECN+) . . . . . 7:00 p.m. CT

22 (Thursday)

23-Auburn vs Tulane/Eastern Washington . . . . . TBA
Samford at Georgia (SECN+) . . . . . .1:00 p.m. ET

28 (Monday)

Florida A&M at Alabama (SECN+) . . . . . 7:00 p.m. CT
Houston Baptist at Arkansas (SECN+). . . . . 7:00 p.m. CT
Jacksonville at Auburn (SECN+) . . . . . 6:00 p.m. CT
Southeastern Louisiana at Florida (SECN+). . . . . .7:00 p.m. ET
Western Carolina at Georgia (SECN+) . . . . . .2:00 p.m. ET
Alabama State at LSU (SECN+) . . . . . 6:00 p.m. CT
Mississippi Valley State at Ole Miss (SECN+) . . . . . 6:00 p.m. CT
Northwestern State at Mississippi State (SECN+) . . . . . 7:00 p.m. CT
Prairie View A&M at Texas A&M (SECN+) . . . . . 7:00 p.m. CT
Vanderbilt at Memphis (ESPNU) . . . . . .5:00 p.m. ET

29 (Tuesday)

Kentucky at Duke . . . . . .7:00 p.m. ET
UNC Wilmington at Tennessee (SECN+). . . . . .7:00 p.m. ET

JANUARY

1 (Sunday)

*Auburn at Florida (SECN+). . . . . .2:00 p.m. ET
*Arkansas at Ole Miss (SEC Network) . . . . . 4:00 p.m. CT
*LSU at Mississippi State (SEC Network). . . . . 2:00 p.m. CT
*Georgia at Missouri (SEC Network) . . . . . 12:00 p.m. CT
*Alabama at South Carolina (ESPN2) . . . . . .2:00 p.m. ET
*Kentucky at Tennessee (ESPN2) . . . . . .4:00 p.m. ET

2 (Monday)

*Vanderbilt at Texas A&M (SEC Network). . . . . 6:00 p.m. CT

5 (Thursday)

*Ole Miss at Alabama (SECN+) . . . . . 7:00 p.m. CT
*Mississippi State at Arkansas (SECN+). . . . . 7:00 p.m. CT
*South Carolina at Auburn (SECN+). . . . . 6:00 p.m. CT
*Texas A&M at Georgia (SECN+) . . . . . .7:00 p.m. ET
*Missouri at Kentucky (SEC Network). . . . . .7:00 p.m. ET
*Florida at LSU (SECN+) . . . . . 7:00 p.m. CT
*Tennessee at Vanderbilt (SEC Network) . . . . . 8:00 p.m. CT

8 (Sunday)

*Alabama at Missouri (SECN+) . . . . . 2:00 p.m. CT
*LSU at Arkansas (SECN+). . . . . 2:00 p.m. CT
*Ole Miss at Auburn (SEC Network) . . . . . 3:00 p.m. CT
*South Carolina at Florida (ESPNU) . . . . . .12:00 p.m. ET
*Vanderbilt at Georgia (SEC Network). . . . . .12:00 p.m. ET
*Texas A&M at Kentucky (SEC Network). . . . . .2:00 p.m. ET
*Mississippi State at Tennessee (SECN+) . . . . . .2:00 p.m. ET

12 (Thursday)

*Kentucky at Alabama (SECN+) . . . . . 7:00 p.m. CT
*Arkansas at Texas A&M (SECN+) . . . . . 7:00 p.m. CT
*Auburn at Vanderbilt (SECN+) . . . . . 7:00 p.m. CT
*Florida at Mississippi State (SEC Network) . . . . . 8:00 p.m. CT
*Georgia at South Carolina (SEC Network) . . . . . .7:00 p.m. ET
*Missouri at LSU (SECN+) . . . . . 7:00 p.m. CT
*Tennessee at Ole Miss (SECN+) . . . . . 6:00 p.m. CT

15 (Sunday)

*Arkansas at Alabama (SEC Network). . . . . 4:00 p.m. CT
*Texas A&M at Florida (SEC Network) . . . . . .1:00 p.m. ET
*Georgia at Kentucky (SEC Network). . . . . .3:00 p.m. ET
*South Carolina at LSU (SECN+) . . . . . 2:00 p.m. CT
*Missouri at Vanderbilt (SECN+). . . . . 2:00 p.m. CT

16 (Monday)

*Ole Miss at Mississippi State (SEC Network) . . . . . 6:00 p.m. CT
Notre Dame at Tennessee (ESPN2) . . . . . .7:00 p.m. ET

19 (Thursday)

*Mississippi State at Alabama (SECN+). . . . . 7:00 p.m. CT
*Vanderbilt at Arkansas (SECN+) . . . . . 7:00 p.m. CT
*Tennessee at Auburn (SECN+) . . . . . 6:00 p.m. CT
*Kentucky at LSU (SECN+) . . . . . 7:00 p.m. CT
*Ole Miss at South Carolina (SEC Network). . . . . .7:00 p.m. ET
*Texas A&M at Missouri (SEC Network) . . . . . 8:00 p.m. CT

22 (Sunday)

*Alabama at Ole Miss (SECN+) . . . . . 2:00 p.m. CT
*Kentucky at Auburn (SEC Network) . . . . . 2:00 p.m. CT
*Florida at Georgia (SEC Network) . . . . . .1:00 p.m. ET
*LSU at Texas A&M (SEC Network) . . . . . 4:00 p.m. CT
*Vanderbilt at Tennessee (ESPN2) . . . . . .5:00 p.m. ET

23 (Monday)

*Missouri at Arkansas (SEC Network) . . . . . 6:00 p.m. CT
*Mississippi State at South Carolina (ESPN2) . . . . . .7:00 p.m. ET

26 (Thursday)

*Alabama at Vanderbilt (SEC Network) . . . . . 8:00 p.m. CT
*Auburn at Missouri (SECN+). . . . . 7:00 p.m. CT
*Tennessee at Florida (SECN+). . . . . .7:00 p.m. ET
*South Carolina at Georgia (SEC Network) . . . . . .7:00 p.m. ET
*Ole Miss at Kentucky (SECN+) . . . . . .7:00 p.m. ET

29 (Sunday)

*Auburn at Alabama (SEC Network) . . . . . 5:00 p.m. CT
*Arkansas at LSU (SEC Network). . . . . 1:00 p.m. CT
*Florida at Vanderbilt (SECN+). . . . . 2:00 p.m. CT
*Georgia at Ole Miss (SECN+). . . . . 2:00 p.m. CT
*Texas A&M at Mississippi State (SEC Network) . . . . . 3:00 p.m. CT

30 (Monday)

*Kentucky at Missouri (SEC Network). . . . . 6:00 p.m. CT
*Tennessee at South Carolina (ESPN2) . . . . . .6:00 p.m. ET

FEBRUARY

2 (Thursday)

*Georgia at Arkansas (SECN+) . . . . . 7:00 p.m. CT
*Mississippi State at Auburn (SEC Network) . . . . . 8:00 p.m. CT
*Florida at Texas A&M (SECN+) . . . . . 7:00 p.m. CT
*South Carolina at Kentucky (SEC Network). . . . . .7:00 p.m. ET
*LSU at Tennessee (SECN+) . . . . . .7:00 p.m. ET

5 (Sunday)

*Alabama at LSU (SEC Network). . . . . 3:00 p.m. CT
*South Carolina at Arkansas (ESPN2) . . . . . 1:00 p.m. CT
*Auburn at Texas A&M (SEC Network). . . . . 1:00 p.m. CT
*Tennessee at Georgia (ESPN) . . . . . .4:00 p.m. ET
*Vanderbilt at Kentucky (SEC Network) . . . . . .12:00 p.m. ET
*Missouri at Mississippi State (ESPNU). . . . . 1:30 p.m. CT

6 (Monday)

*Ole Miss at Florida (SEC Network). . . . . .7:00 p.m. ET

9 (Thursday)

*Alabama at Texas A&M (SECN+) . . . . . 7:00 p.m. CT
*Arkansas at Florida (SECN+) . . . . . .7:00 p.m. ET
*Auburn at South Carolina (SECN+). . . . . .7:00 p.m. ET
*Kentucky at Georgia (SECN+). . . . . .7:00 p.m. ET
*LSU at Ole Miss (SECN+) . . . . . .6:00 p.m CT
*Vanderbilt at Mississippi State (SEC Network) . . . . . 8:00 p.m. CT
*Missouri at Tennessee (SEC Network). . . . . .7:00 p.m. ET

12 (Sunday)

*Florida at Alabama (SEC Network) . . . . . 1:00 p.m. CT
*Arkansas at Missouri (SEC Network) . . . . . 5:00 p.m. CT
*Georgia at Auburn (SECN+). . . . . 2:00 p.m. CT
*Mississippi State at Ole Miss (SEC Network) . . . . . 3:00 p.m. CT
*Texas A&M at Tennessee (ESPNU) . . . . . .2:00 p.m. ET

13 (Monday)

*LSU at Vanderbilt (SEC Network) . . . . . 6:00 p.m. CT
South Carolina at Connecticut (ESPN2) . . . . . .9:00 p.m. ET

16 (Thursday)

*Tennessee at Alabama (SECN+) . . . . . 7:00 p.m. CT
*Kentucky at Arkansas (SECN+) . . . . . 7:00 p.m. CT
*Auburn at Ole Miss (SEC Network) . . . . . 8:00 p.m. CT
*Missouri at Florida (SECN+) . . . . . .7:00 p.m. ET
*Georgia at Mississippi State (SECN+) . . . . . 7:00 p.m. CT
*Texas A&M at LSU (SECN+) . . . . . 7:00 p.m. CT
*Vanderbilt at South Carolina (SEC Network) . . . . . .7:00 p.m. ET

19 (Sunday)

*Arkansas at Tennessee (SEC Network) . . . . . .3:00 p.m. ET
*Florida at Kentucky (SEC Network). . . . . .1:00 p.m. ET
*LSU at Georgia (SECN+) . . . . . .2:00 p.m. ET
*Ole Miss at Vanderbilt (SECN+) . . . . . 2:00 p.m. CT
*Mississippi State at Texas A&M (SEC Network) . . . . . 4:00 p.m. CT
*South Carolina at Missouri (ESPN2). . . . . 2:00 p.m. CT

20 (Monday)

*Alabama at Auburn (SEC Network) . . . . . 6:00 p.m. CT

23 (Thursday)

*Alabama at Georgia (SECN+) . . . . . .7:00 p.m. ET
*Arkansas at Vanderbilt (SECN+) . . . . . 7:00 p.m. CT
*LSU at Auburn (SECN+) . . . . . 6:00 p.m. CT
*Florida at Tennessee (SEC Network). . . . . .7:00 p.m. ET
*Mississippi State at Kentucky (SECN+) . . . . . .7:00 p.m. ET
*Ole Miss at Missouri (SECN+). . . . . 7:00 p.m. CT
*South Carolina at Texas A&M (SEC Network) . . . . . 8:00 p.m. CT

26 (Sunday)

*Missouri at Alabama (SECN+) . . . . . 2:00 p.m. CT
*Auburn at Arkansas (SEC Network) . . . . . 2:00 p.m. CT
*Georgia at Florida (ESPNU) . . . . . .12:00 p.m. ET
*Kentucky at South Carolina (ESPNU/ESPN2). . . . . .2/5 p.m. ET
*Vanderbilt at LSU (SEC Network) . . . . . 12:00 p.m. CT
*Texas A&M at Ole Miss (SEC Network). . . . . 4:00 p.m. CT
*Tennessee at Mississippi State (ESPNU/ESPN2) . . . . . 1/4 p.m. CT

All times local to site and subject to change. Games listed with multiple networks (e.g.: ESPN2/U) are considered net flex and will be determined 7-10 days out. 1-at Jacksonville, Fla.; 2-Kentucky Classic (Lexington, Ky.); 3-Maine Tipoff Tournament (Orono, Maine); 4-Preseason WNIT (Campus Sites); 5-at Bilouxi, Miss.; 6-at Ocala, Fla.; 7-Basketball Hall of Fame Women's Challenge (Columbia, S.C.); 8-Savannah Invitational (Savannah, Ga.); 9-Junkanoo Jam (Freeport, Bahamas); 10-Paradise Jam (St. Thomas, V.I.); 11-Nugget Classic (Reno, Nev.); 12-Waikiki Beach Marriott Tournament (Honolulu, Hawaii); 13-UNLV Thanksgiving Tournament (Las Vegas, Nev.); 14-Basketball Hall of Fame Women's Challenge (Springfield, Mass.); 15-SEC/Big 12 Challenge (Campus SItes); 16-Air Force Classic (Colorado Springs, Colo.); 17-Arizona State Classic (Tempe, Ariz.); 18-at Panama Ciry, Fla.; 19-Women of Troy Classic (Los Angeles, Calif.); 20-at Myrtle Beach, S.C.; 21-Patrick Harrington Tournament (Niceville, Fla.); 22-Florida Sunshine Classic (Winter Park, Fla.); 23-Tulane Invitational (New Orleans, La.).

SEC TOURNAMENT

Bon Secours Wellness Arena

On Feb. 7, 1980, the first SEC women's basketball tournament began play. It ended four days later with Tennessee defeating Ole Miss for the title. Fast forward 36 years later and the SEC Tournament is still enjoying success and increased popularity.

Beginning with its inception and through 1986, the tournament was held at campus sites. The tournament was then sent to Albany, Ga., which served as the site for six years from 1987-92. The tournament then moved to Chattanooga, Tenn., where it was held from 1993-2000, with the exception of 1998 when the tournament moved to Columbus, Ga.

Since 2001 the tournament has enjoyed many new sites, including Memphis (2001), Nashville (2002, 2004, 2008, 2011, 2012), Little Rock, Ark. (2003, 2006, 2009, 2015), Greenville, S.C. (2005, 2017), Duluth, Ga. (2007, 2010, 2013, 2014) and Jacksonville, Fla. (2016).

The winner of the 13-game tournament will receive the league's automatic bid to the NCAA Tournament. The tournament seeds and conference champion will be determined by the 16-game regular-season SEC schedule.

The 2017 SEC Women's Basketball Tournament will once again enjoy live television coverage. The SEC Network will televise all first, second and third round games. The semifinals will be aired on ESPNU for the sixth consecutive year, while the championship game will be televised on ESPN2.

Public tickets for this year's event are on sale now and can be purchased through the SEC website.

FIRST ROUND

Wednesday, March 1

11:00 a.m.	Game 1 - Seed #12 vs. Seed #13	SEC Network
	Game 2 - Seed #11 vs. Seed #14	SEC Network

SECOND ROUND

Thursday, March 2

Noon	Game 3 - Seed #8 vs. Seed #9	SEC Network
	Game 4 - Seed #5 vs. Game 1 winner	SEC Network
6:00 p.m.	Game 5 - Seed #10 vs. Seed #7	SEC Network
	Game 6 - Seed #6 vs. Game 2 winner	SEC Network

THIRD ROUND

Friday, March 3

Noon	Game 7 - Seed #1 vs. Game 3 winner	SEC Network
	Game 8 - Seed #4 vs. Game 4 winner	SEC Network
6:00 p.m.	Game 9 - Seed #2 vs. Game 5 winner	SEC Network
	Game 10 - Seed #3 vs. Game 6 winner	SEC Network

SEMIFINALS

Saturday, March 4

5:00 p.m.	Game 11 - Game 7 winner vs. Game 8 winner	ESPNU
	Game 12- Game 9 winner vs. Game 10 winner	ESPNU

FINALS

Sunday, March 5

3:00 p.m.	Game 13 - Game 11 winner vs. Game 12 winner	ESPN2

All times EASTERN and subject to change. The second game in a session will begin 25 minutes following the conclusion of previous game.

THE SOUTHEASTERN CONFERENCE
"THE STANDARD OF EXCELLENCE"

The Southeastern Conference, with its storied 83-year history of athletic achievements and academic excellence, has built perhaps the greatest tradition of intercollegiate competition of any league in the country since its inception in 1933.

The 2015-16 academic year was another season to remember for the SEC as conference teams captured five national titles and five national runner-up finishes.

- Since 2000, the SEC has won 106 team national championships for an average of more than six per year.
- The SEC finished in the top two in nine of its 21 sponsored sports and in the top 10 in 20 of the 21 sports.
- Ten SEC teams participated in football postseason bowls with Alabama winning the College Football Playoff.
- Three men's basketball teams and nine women's basketball teams were invited to the NCAA Tournament.
- Seven SEC teams advanced to postseason play in baseball with Florida advancing to the College World Series.
- 174 SEC teams advanced to NCAA postseason competition.
- 68 SEC student-athletes garnered individual national championships.
- 589 individuals were awarded with First-Team All-America Honors.
- More than 3,800 student-athletes earned recognition on the SEC Academic Honor Roll.
- All 14 SEC schools placed in the top 58 of the NACDA Director's Cup rankings and half the league finished in the top 31. Florida led the league with a fifth-place finish. Texas A&M placed 12th while Georgia was 15th; LSU finished 19th, Arkansas 23rd, Kentucky 26th and South Carolina 31st.

A brief sport-by-sport summary of the 2015-16 year follows:

BASEBALL

Seven teams were invited to NCAA play with Florida advancing to the College World Series in Omaha.

NCAA Tournament Participants:

Florida	CWS - t7th
LSU	Super Regionals
Mississippi State	Super Regionals
South Carolina	Super Regionals
Texas A&M	Super Regionals
Ole Miss	Regionals
Vanderbilt	Regionals

SEC Champion: Mississippi State (21-9)
SEC Tournament Champion: Texas A&M
Coach of the Year: John Cohen, MS
Player of the Year: Boomer White, AM
Pitcher of the Year: Logan Shore, UF
Freshman of the Year: Jake Mangum, MS
Scholar-Athlete of the Year: Derek Lance, UT

MEN'S BASKETBALL

The SEC sent seven teams into postseason play.

NCAA Tournament Participants:

Texas A&M	Sweet 16
Kentucky	Second Round
Vanderbilt	First Four

SEC Co-Champions: Kentucky & Texas A&M (13-5)
SEC Tournament Champion: Kentucky
Coach of the Year: Billy Kennedy, AM
Player of the Year: Tyler Ulis, UK
Freshman of the Year: Ben Simmons, LS
Defensive Player of the Year: Tyler Ulis, UK
Sixth Man of the Year: Duane Notice, SC
Scholar-Athlete of the Year: Retin Obasohan, UA

WOMEN'S BASKETBALL

The SEC had a record nine teams earn bids to the 2016 NCAA Tournament.

NCAA Tournament Participants:

Tennessee	Elite Eight
Kentucky	Sweet 16
Mississippi State	Sweet 16
South Carolina	Sweet 16
Auburn	Second Round
Missouri	Second Round
Texas A&M	Second Round
Florida	First Round
Georgia	First Round

SEC Co-Champions: South Carolina (16-0)
SEC Tournament Champion: South Carolina
Coach of the Year: Dawn Staley, SC
Player of the Year: A'ja Wilson, SC
Freshman of the Year: Sophie Cunningham, MO
Defensive Player of the Year: A'ja Wilson, SC
Sixth Player of the Year: Chelsea Jennings, AM
Scholar-Athlete of the Year: Marjorie Butler, UG

MEN'S CROSS COUNTRY

The SEC sent two teams to the 2015 NCAA Cross Country Championships, highlighted by Arkansas and Ole Miss both finishing in the top 30.

NCAA Championships Participants:

Arkansas	244	6th
Ole Miss	607	30th
Florida		South Regional - 3rd
Texas A&M		South Central Regional - 3rd
Georgia		South Regional - 4th
Auburn		South Regional - 5th
Alabama		South Regional - 6th
Kentucky		Southeast Regional - 9th
Tennessee		South Regional - 9th
Missouri		Midwest Regional - 11th
Mississippi State		South Regional - 13th
Vanderbilt		South Regional - 19th

SEC Champion: Arkansas
Coach of the Year: Chris Bucknam AR
Runner of the Year: Antibahs Kosgei, UA
Freshman of the Year: Dajour Braxton, LS
Scholar-Athlete of the Year: Christian Heymsfield, AR

WOMEN'S CROSS COUNTRY

Three SEC teams advanced to the 2015 NCAA Cross Country Championships, with Arkansas earning a ninth-place finish.

NCAA Championships Participants:

Arkansas	276	9th
Mississippi St.	405	17th
Vanderbilt	474	19th
Alabama		South Regional - 3rd
Auburn		South Regional - 5th
Ole Miss		South Regional - 7th
Texas A&M		South Central Regional - 7th
Florida		South Regional - 9th
Georgia		South Regional - 10th
Kentucky		Southeast Regional - 11th
Missouri		Midwest Regional - 12th
Tennessee		South Regional - 19th
South Carolina		Southeast Regional - 26th

SEC Champion: Arkansas
Coach of the Year: Lance Harter, AR
Runner of the Year: Dominique Scott, AR
Freshman of the Year: Caroline Pietrzyk, VU
Scholar-Athlete of the Year: Karis Jochen, AM

EQUESTRIAN

Auburn won the NCEA National Championship, marking the 15th consecutive year that a team currently in the SEC captured the equestrian national title.

NCEA Championships Participants:

Auburn	1st - Champion
Georgia	t-3rd
Texas A&M	t-3rd
South Carolina	Participant

SEC Champion: Auburn
Coach of the Year: Meghan Boenig, UG
Scholar-Athlete of the Year: Bailey Mierzejewski, SC
Equitation Over Fences Rider of the Year: Meg O'Mara, UG
Equitation On The Flat Co-Riders of the Year: Elizabeth Benson, AU & Liza Finsness, UG
Horsemanship Co-Riders of the Year: Griffin Knight, AU & Bailey Anderson, UG
Reining Rider of the Year: Lauren Garmon, UG
Freshman Equitation Over Fences Rider of the Year: Caitlin Boyle, AU
Freshman Equitation On The Flat Rider of the Year: Caitlin Boyle, AU
Freshman Horsemanship Rider of the Year: Lauren Diaz, AU
Freshman Reining Rider of the Year: Graysen Stroud, UG

FOOTBALL

Five SEC teams finished the season ranked in the Top 25 of the College Football Playoff Rankings.

Bowl Participants: (Bowl - Final AP/Coaches Ranking)

Alabama	CFP Championship - 1/1
Ole Miss	Sugar - 10/9
Tennessee	Outback - 22/23
Florida	Citrus - 25/25
Georgia	TaxSlayer - rv/24
Mississippi State	Belk - rv/rv
Arkansas	Liberty - rv/rv
Auburn	Birmingham
Texas A&M	Music City
LSU	Texas

SEC Champion: Alabama (7-1)
SEC Coach of the Year: Jim McElwain, UF
Offensive Player of the Year: Derrick Henry, UA
Defensive Player of the Year: Reggie Ragland, UA
Special Teams Player of the Year: Evan Berry, UT
Freshman of the Year: Christian Kirk, AM
Scholar-Athlete of the Year: Ryan Kelly, UA
Jacobs Blocking Trophy: Ryan Kelly, UA & Sebastian Tretola, AR

MEN'S GOLF

Eleven SEC Men's Golf teams advanced to postseason play with three advancing to match play.

NCAA Championships Participants:

LSU	t5th
South Carolina	t5th
Vanderbilt	t5th
Arkansas	12th
Kentucky	13th
Florida	15th
Georgia	t16th
Auburn	t19th
Alabama	t23rd
Tennessee	Stillwater Regional
Texas A&M	Albuquerque Regional

SEC Champion: Georgia
Coach of the Year: Chris Haack, UG
Golfer of the Year: Lee McCoy, UG
Freshman of the Year: Sam Horsfield, UF
Scholar-Athlete of the Year: Euan Walker, MO

WOMEN'S GOLF

Ten SEC Women's Golf teams advanced to the postseason with six making the NCAA Championships.

NCAA Championships Participants:

South Carolina	7th
Alabama	t12th
Arkansas	t12th
Tennessee	16th
Florida	17th
Georgia	t18th
LSU	Baton Rouge Regional
Missouri	Shoal Creek Regional
Texas A&M	Bryan Regional
Vanderbilt	Shoal Creek Regional

SEC Champion: Alabama
Coach of the Year: Mic Potter, UA
Golfer of the Year: Maria Torres, UF
Freshman of the Year: Bailey Tardy, UG
Co-Scholar-Athletes of the Year: Abby Newton, UM & Lucia Polo, UT

GYMNASTICS

The SEC has placed at least two teams in the final top five 31 of the last 32 years and placed three in the top 10 24 consecutive years.

NCAA Championships Participants:

LSU	197.4500	2nd Place
Alabama	197.4375	3rd Place
Florida	197.3500	4th Place
Georgia	196.8125	6th Place
Arkansas	195.500	Iowa City Regional - 3rd
Kentucky	195.725	Tuscaloosa Regional - 4th
Missouri	195.850	Minneapolis Regional - 3rd

SEC Champion: Florida
Co-Coaches of the Year: Mark Cook, AR & Jenny Rowland, UF
Gymnast of the Year: Caitlin Atkinson, AU
Event Specialist of the Year: Ashleigh Gnat, LS
Freshman of the Year: Morgan Porter, MO
Scholar-Athlete of the Year: Lauren Beers, UA

SOCCER

Six teams appeared in the 2015 NCAA Tournament with four advancing to the round of 16.

NCAA Tournament Participants:

Texas A&M	Quarterfinals
Auburn	Third Round
Florida	Third Round
Ole Miss	Third Round
LSU	First Round
South Carolina	First Round

SEC Champions: Florida (8-2-1)
SEC Tournament Champion: Florida
Coach of the Year: Bryan Blitz, MO
Offensive Player of the Year: Savannah Jordan, UF
Defensive Player of the Year: Christen Westphal, UF
Freshman of the Year: CeCe Kizer, UM
Scholar-Athlete of the Year: Abby Lutzenkirchen, UA & Casie Ramsier, AU

SOFTBALL

Eleven teams represented the league in the NCAA Tournament with four advancing to the Women's College World Series.

NCAA Championships Participants:

Auburn	WCWS - 2nd
LSU	WCWS - t3rd
Georgia	WCWS - t5th
Alabama	WCWS - t7th
Florida	Super Regionals
Missouri	Super Regionals
Kentucky	Regionals
Ole Miss	Regionals
South Carolina	Regionals
Tennessee	Regionals
Texas A&M	Regionals

SEC Champion: Florida (20-4)
SEC Tournament Champion: Auburn
Coach of the Year: Rachel Lawson, UK
Player of the Year: Kasey Cooper, AU
Pitcher of the Year: Kelsey Nunley, UK
Freshman of the Year: Amanda Lorenz, UF
Scholar-Athlete of the Year: Kasey Cooper, AU

MEN'S SWIMMING & DIVING

Six SEC teams finished among the top 10 at the NCAA Championships.

NCAA Championships Participants:

Florida	334	3rd
Georgia	239.5	5th
Alabama	225	6th
Tennessee	188	7th
Missouri	184	8th
Auburn	167	10th
South Carolina	71	17th
Texas A&M	20	25th
LSU	6	40th
Kentucky	6	40th

SEC Champion: Florida
Swimming Coach of the Year: Gregg Troy, UF
Diving Coach of the Year: Dave Parrington, UT
Swimmer of the Year: Caeleb Dressel, UF
Diver of the Year: Mauricio Robles, UT
Freshman Swimmer of the Year: Laurent Bams, UA
Freshman Diver of the Year: Sam Thornton, AM
Co-Scholar-Athletes of the Year: Connor Oslin, UA & Ty Stewart, UG

WOMEN'S SWIMMING & DIVING

Nine SEC teams finished among the top 30 nationally.

NCAA Championships Participants:

Georgia	414	Champion
Texas A&M	309	4th
Missouri	139	11th
Tennessee	111	13th
Florida	63.5	19th
Kentucky	40	22nd
LSU	21	27th
Alabama	20	28th
South Carolina	18	29th
Auburn	14	33rd

SEC Champion: Texas A&M
Swimming Coach of the Year: Jack Bauerle, UG
Diving Coach of the Year: Dale Schultz, UF
Swimmer of the Year: Brittany MacLean, UG
Diver of the Year: Kahlia Warner, UF
Freshman Swimmer of the Year: Sydney Pickrem, AM
Freshman Diver of the Year: Rachel Rubadue, UT
Scholar-Athlete of the Year: Danielle Galyer, UK

MEN'S TENNIS

Nine teams represented the SEC in the NCAA Championships.

NCAA Championships Participants:

Georgia	Semifinals
Florida	Third Round
Mississippi State	Third Round
Arkansas	Second Round
LSU	Second Round
Ole Miss	Second Round
Texas A&M	Second Round
Kentucky	First Round
Vanderbilt	First Round

SEC Champion: Georgia
SEC Tournament Champion: Florida
Coach of the Year: Bryan Shelton, UF
Player of the Year: Diego Hidalgo, UF
Co-Freshmen of the Year: Alfredo Perez, UF & Ryotaro Matsumura, UK
Scholar-Athlete of the Year: Rishab Agarwal, MS

WOMEN'S TENNIS

Eleven SEC teams advanced to NCAA postseason action.

NCAA Championships Participants:

Vanderbilt	Semifinals
Auburn	Third Round
Florida	Third Round
Georgia	Third Round
Kentucky	Second Round
LSU	Second Round
Mississippi State	Second Round
South Carolina	Second Round
Texas A&M	Second Round
Arkansas	First Round
Ole Miss	First Round

SEC Champion: Florida
SEC Tournament Champion: Florida
Coach of the Year: Roland Thornqvist, UF
Player of the Year: Brooke Austin, UF
Freshman of the Year: Andie Daniell, UA
Scholar-Athlete of the Year: Georgina Sellyn, VU

MEN'S INDOOR TRACK & FIELD

Five SEC teams finished in the top-10 at the NCAA Indoor Championships with Arkansas placing as the national runner-up.

NCAA Championships Participants:

Arkansas	39	2nd
Tennessee	34	3rd
LSU	28	4th
Florida	21	7th
Texas A&M	17	10th
Georgia	9	t24th
Ole Miss	8	t27th
Auburn	3	t51st
Mississippi State	3	t51st
South Carolina	3	t51st
Alabama	1	t64th

SEC Champion: Arkansas
Coach of the Year: Chris Bucknam, AR
Runner of the Year: Christian Coleman, UT
Field Event Athlete of the Year: Jarrion Lawson, AR
Freshman Runner of the Year: Donavan Brazier, AM
Freshman Field Athlete of the Year: Jacob Wooten, AM
Scholar-Athlete of the Year: Jarrion Lawson, AR

WOMEN'S INDOOR TRACK & FIELD

Eight SEC teams finished in the top-25 at the NCAA Championships.

NCAA Championships Participants:

Arkansas	50	2nd
Georgia	45	3rd
Tennessee	30	7th
Kentucky	17	12th
Florida	15	t14th
LSU	15	t14th
Alabama	10	t17th
Vanderbilt	8	t25th
South Carolina	6	t33rd
Texas A&M	5	t36th

SEC Champion: Arkansas
Coach of the Year: Lance Harter, Arkansas
Runner of the Year: Mikiah Brisco, LS
Field Athlete of the Year: Keturah Orji, UG
Freshman Runner of the Year: Diamond Spaulding, AM
Freshman Field Athlete of the Year: Lexi Weeks, AR
Co-Scholar-Athletes of the Year: Taylor Ellis-Watson, AR & Cornelia Griesche, MS

MEN'S OUTDOOR TRACK & FIELD

Six SEC teams finished in the top 10 with Florida winning the national championship.

NCAA Championships Participants:

Florida	62	Champion
Arkansas	56	2nd
Texas A&M	50	3rd
LSU	41	5th
Tennessee	30	6th
Mississippi State	18	9th
Kentucky	11	22nd
Ole Miss	9	t26th
Georgia	8	t29th
South Carolina	5	t47th
Auburn	4	t58th
Alabama	3	t64th
Missouri	3	t64th

SEC Champion: Arkansas
Coach of the Year: Chris Bucknam, AR
Runner of the Year: Nethaneel Mitchell-Blake, LS
Field Athlete of the Year: Lindon Victor, AM
Freshman Runner of the Year: Kahmari Montgomery, MO
Co-Freshmen Field Athletes of the Year: Anders Eriksson, UF & Daniel Haugh, UA
Scholar-Athlete of the Year: Jarrion Lawson, AR

WOMEN'S OUTDOOR TRACK & FIELD

All 14 SEC teams scored at the NCAA Outdoor Championships with Arkansas winning the national title.

NCAA Championships Participants:

Arkansas	72	Champion
Georgia	41	3rd
Texas A&M	35	5th
LSU	31	6th
Florida	28	t9th
Kentucky	25	11th
Mississippi State	13	22nd
Ole Miss	10	t22nd
South Carolina	9	t25th
Alabama	8	t29th
Tennessee	8	t29th
Vanderbilt	8	t29th
Missouri	7	t37th
Auburn	1	t63rd

SEC Champion: Arkansas
Coach of the Year: Lance Harter, AR
Co-Runners of the Year: Felicia Brown, UT & Dominique Scott-Efurd, AR
Field Athlete of the Year: Keturah Orji, UG
Freshman Runner of the Year: Jasmine Camacho-Quinn, UK
Freshman Field Athlete of the Year: Lexi Weeks, AR
Scholar-Athlete of the Year: Keturah Orji, UG

VOLLEYBALL

The SEC sent four teams to the NCAA Tournament, marking the 26th straight year of sending at least two teams to NCAA postseason play.

NCAA Tournament Participants:

Florida	Quarterfinals
Missouri	Second Round
Texas A&M	Second Round
Kentucky	First Round

SEC Champion: Texas A&M (16-2)
Coach of the Year: Laurie Corbelli, AM
Player of the Year: Stephanie Aiple, AM
Libero of the Year: Ashley Dusek, UK
Freshman of the Year: Alyssa Munlyn, MO
Scholar-Athlete of the Year: Stephanie Campbell, AU

2015-16 SEC YEAR IN REVIEW

Sport	SEC Champion(s)	SEC Tournament Champion	NCAA Teams	Best National Finish (NCAAs and/or Poll)	First Team All-Americas	Individual National Champions
Baseball	Mississippi State	Texas A&M	7	Florida (t7th)	4	---
Men's Basketball	Kentucky Texas A&M	Kentucky	3	Texas A&M (Sweet 16)	2	---
Women's Basketball	South Carolina	South Carolina	9	Tennessee (Elite Eight)	2	---
Men's Cross Country	Arkansas	---	2	Arkansas (6th)	2	0 winners in 1 event
Women's Cross Country	Arkansas	---	2	Arkansas (9th)	5	0 winners in 1 event
Equestrian	Auburn	---	4	Auburn (Champion)	6	---
Football	Alabama	---	10	Alabama (Champion)	10	---
Men's Golf	Georgia	---	11	LSU/USC/VU (t5th)	6	0 winners in 1 event
Women's Golf	Alabama	---	10	South Carolina (7th)	4	0 winners in 1 event
Gymnastics	Florida	---	7	LSU (2nd)	39	6 winners in 4 of 5 events
Soccer	Florida	Florida	6	Texas A&M (Quarterfinals)	2	---
Softball	Florida	Auburn	11	Auburn (2nd)	6	---
Men's Swimming & Diving	Florida	---	10	Florida (3rd)	117	8 winners in 5 of 21 events
Women's Swimming & Diving	Texas A&M	---	10	Georgia (Champion)	86	8 winner in 5 of 21 events
Men's Tennis	Georgia	Florida	9	Georgia (Semifinals)	14	0 winners in 2 events
Women's Tennis	Florida	Florida	11	Vanderbilt (Semifinals)	17	1 winner in 2 events
Men's Indoor Track & Field	Arkansas	---	11	Arkansas (2nd)	54	7 winners in 4 of 17 events
Women's Indoor Track & Field	Arkansas	---	10	Arkansas (2nd)	53	5 winners in 5 of 17 events
Men's Outdoor Track & Field	Arkansas	---	13	Florida (Champion)	76	18 winners in 12 of 21 events
Women's Outdoor Track & Field	Arkansas	---	14	Arkansas (Champion)	83	15 winners in 12 of 21 events
Volleyball	Texas A&M	---	4	Florida (Quarterfinals)	1	---
TOTALS			**174**	**5 NATIONAL CHAMPIONS**	**589**	**68**

SEC ALL-TIME NATIONAL CHAMPIONS

BASEBALL (10)

1990	Georgia (52-19)
1991	LSU (55-18)
1993	LSU (53-17-1)
1996	LSU (52-15)
1997	LSU (57-13)
2000	LSU (52-17)
2009	LSU (56-17)
2010	South Carolina (54-16)
2011	South Carolina (55-14)
2014	Vanderbilt (51-21)

MEN'S BASKETBALL (11)

1948	Kentucky (36-3)
1949	Kentucky (32-2)
1951	Kentucky (32-2)
1958	Kentucky (23-6)
1978	Kentucky (30-2)
1994	Arkansas (31-3)
1996	Kentucky (34-2)
1998	Kentucky (35-4)
2006	Florida (33-6)
2007	Florida (35-5)
2012	Kentucky (38-2)

WOMEN'S BASKETBALL (8)

1987	Tennessee (28-6)
1989	Tennessee (35-2)
1991	Tennessee (30-5)
1996	Tennessee (32-4)
1997	Tennessee (29-10)
1998	Tennessee (39-0)
2007	Tennessee (34-3)
2008	Tennessee (36-2)

WOMEN'S BOWLING (1)

2007	Vanderbilt (74-14)

BOXING (1)

1949	LSU (20)

MEN'S CROSS COUNTRY (8)

1972	Tennessee (134)
1991	Arkansas (52)
1992	Arkansas (46)
1993	Arkansas (31)
1995	Arkansas (100)
1998	Arkansas (97)
1999	Arkansas (58)
2000	Arkansas (83)

WOMEN'S CROSS COUNTRY (1)

1988	Kentucky (75)

EQUESTRIAN (4)

2013	Auburn
2014	Georgia
2015	South Carolina
2016	Auburn

FOOTBALL (23)

1951	Tennessee (10-1/AP, UPI)
1957	Auburn (10-0/AP)
1958	LSU (11-0/AP, UPI)
1960	Ole Miss (10-0-1/FWAA)
1961	Alabama (11-0/AP, UPI)
1964	Alabama (10-1/AP, UPI)
1965	Alabama (9-1-1/AP, FWAA)
1973	Alabama (11-1/UPI)
1978	Alabama (11-1/AP, FWAA)
1979	Alabama (12-0/AP, UPI, FWAA)
1980	Georgia (12-0/AP, UPI, FWAA)
1992	Alabama (13-0/AP, UPI, USA Today, FWAA)
1996	Florida (12-1/AP, UPI, USA Today, FWAA)
1998	Tennessee (13-0/AP, USA Today, FWAA)
2003	LSU (13-1/USA Today, BCS)
2006	Florida (13-1/USA Today, BCS)
2007	LSU (12-2/USA Today, BCS)
2008	Florida (13-1/USA Today, BCS)
2009	Alabama (14-0/USA Today, BCS)
2010	Auburn (14-0/AP, USA Today, BCS)
2011	Alabama (13-1/AP, USA Today, BCS)
2012	Alabama (13-1/AP, USA Today, BCS)
2015	Alabama (14-1/AP, USA Today)

MEN'S GOLF (13)

1940	LSU (601-tie)
1942	LSU (590-tie)
1947	LSU (606)
1955	LSU (574)
1968	Florida (1154)
1973	Florida (1149)
1993	Florida (1145)
1999	Georgia (1180)
2001	Florida (1126)
2005	Georgia (1135)
2013	Alabama
2014	Alabama
2015	LSU

WOMEN'S GOLF (4)

1985	Florida (1218)
1986	Florida (1180)
2001	Georgia (1176)
2012	Alabama (1171)

GYMNASTICS (19)

1987	Georgia (187.90)
1988	Alabama (190.05)
1989	Georgia (192.65)
1991	Alabama (195.125)
1993	Georgia (198.00)
1996	Alabama (198.025)
1998	Georgia (197.725)
1999	Georgia (196.850)
2002	Alabama (197.575)
2005	Georgia (197.825)
2006	Georgia (197.750)
2007	Georgia (197.850)
2008	Georgia (197.450)
2009	Georgia (197.825)
2011	Alabama (197.650)
2012	Alabama (197.850)
2013	Florida (197.575)
2014	Florida (198.175)
2015	Florida (197.850)

RIFLE (1)

2011	Kentucky

WOMEN'S SOCCER (1)

1998	Florida (26-1)

SOFTBALL (3)

2012	Alabama (60-8)
2014	Florida (55-12)
2015	Florida (60-7)

MEN'S SWIMMING & DIVING (11)

1978	Tennessee (307)
1983	Florida (238)
1984	Florida (287.5)
1997	Auburn (496.5)
1999	Auburn (467.5)
2003	Auburn (609.5)
2004	Auburn (634)
2005	Auburn (491)
2006	Auburn (480.5)
2007	Auburn (566)
2009	Auburn (526)

WOMEN'S SWIMMING & DIVING (14)

1982	Florida (505)
1999	Georgia (504.5)
2000	Georgia (490.5)
2001	Georgia (389)
2002	Auburn (474)
2003	Auburn (536)
2004	Auburn (569)
2005	Georgia (609.5)
2006	Auburn (518.5)
2007	Auburn (535)
2010	Florida (382)
2013	Georgia (477)
2014	Georgia (528)
2016	Georgia (414)

MEN'S TENNIS (7)

1959	Tulane (tie)
1985	Georgia (36-1)
1987	Georgia (24-3)
1999	Georgia (26-5)
2001	Georgia (28-1)
2007	Georgia (32-0)
2008	Georgia (27-3)

WOMEN'S TENNIS (9)

1992	Florida (30-0)
1994	Georgia (27-2)
1996	Florida (31-0)
1998	Florida (27-0)
2000	Georgia (27-2)
2003	Florida (31-2)
2011	Florida (31-1)
2012	Florida (27-1)
2015	Vanderbilt (25-6)

MEN'S INDOOR TRACK & FIELD (18)

1992	Arkansas (53)
1993	Arkansas (66)
1994	Arkansas (94)
1995	Arkansas (59)
1997	Arkansas (59)
1998	Arkansas (56)
1999	Arkansas (65)
2000	Arkansas (69.5)
2001	LSU (34)
2002	Tennessee (52)
2003	Arkansas (54)
2004	LSU (44.5)
2005	Arkansas (56)
2006	Arkansas (53)
2010	Florida (57)
2011	Florida (52)
2012	Florida (52)
2013	Arkansas (57)

WOMEN'S INDOOR TRACK & FIELD (15)

1987	LSU (49)
1989	LSU (61)
1991	LSU (48)
1992	Florida (50)
1993	LSU (49)
1994	LSU (48)
1995	LSU (40)
1996	LSU (52)
1997	LSU (49)
2002	LSU (57)
2003	LSU (62)
2004	LSU (52)
2005	Tennessee (46)
2009	Tennessee (42)
2015	Arkansas (63)

MEN'S OUTDOOR TRACK & FIELD (21)

1933	LSU (58)
1974	Tennessee (60)
1989	LSU (53)
1990	LSU (44)
1991	Tennessee (51)
1992	Arkansas (60)
1993	Arkansas (69)
1994	Arkansas (83)
1995	Arkansas (61.5)
1996	Arkansas (55)
1997	Arkansas (55)
1998	Arkansas (58.5)
1999	Arkansas (59)
2001	Tennessee (50)
2002	LSU (64)
2003	Arkansas (59)
2004	Arkansas (65.5)
2005	Arkansas (60)
2012	Florida (50)
2013	Florida (53) Texas A&M (53)
2016	Florida (62)

WOMEN'S OUTDOOR TRACK & FIELD (19)

1987	LSU (62)
1988	LSU (61)
1989	LSU (86)
1990	LSU (53)
1991	LSU (78)
1992	LSU (87)
1993	LSU (93)
1994	LSU (86)
1995	LSU (69)
1996	LSU (81)
1997	LSU (63)
2000	LSU (58)
2002	South Carolina (82)
2003	LSU (64)
2006	Auburn (57)
2008	LSU (67)
2012	LSU (76)
2014	Texas A&M (75)
2016	Arkansas (72)

SEC ALL-TIME NATIONAL CHAMPIONSHIPS

Men's	123
Women's	98
Coed	1
TOTAL	222

SEC NATIONAL CHAMPIONSHIPS SINCE 2000

Men's	51
Women's	54
Coed	1
TOTAL	106

NOTE: NCAA National Champions only with the exception of football and equestrian.

SECU ACADEMIC INITIATIVE

SECU

The Academic Initiative of the SEC

Through its SECU academic initiative, the Southeastern Conference sponsors, supports and promotes collaborative higher education programs and activities involving administrators, faculty and students at its member universities. SECU is led by the president or chancellor of each SEC university and is managed by the chief academic officer.

SECU academic initiative goals include:

- Advancing the academic reputation of SEC universities beyond the traditional SEC region;
- Highlighting the endeavors and achievements of SEC faculty, students and administrators;
- Identifying and preparing future leaders for high-level service in academia;
- Increasing the amount and type of education abroad opportunities available to SEC students; and
- Supporting collaboration between SEC faculty and administrators.

Current SECU academic initiatives include:

- The SEC Academic Leadership Development Program seeks to identify, prepare and advance academic leaders for roles within SEC institutions and beyond. It has two components, a university-level program and two, three-day, SEC-wide workshops held on specified campuses for all participants.
- The SEC College Tour occurs twice annually, once in the fall and once in the spring. Enrollment administrators from all SEC universities participate in events intended to introduce SEC universities to students, parents and high school counselors from outside of the southeast region.
- The SEC education abroad focus includes a cooperative agreement that gives SEC students access to international programs offered at other SEC universities; an engineering exchange agreement with the Politecnico di Torino in Italy; and Dr Pepper awards that support SEC students with demonstrated financial need who represent non-traditional study abroad participants.
- The SEC Faculty Achievement and Professor of the Year Awards recognize faculty with outstanding records in research and scholarship. There is one winner per campus and one overall winner for the SEC.
- The SEC Faculty Travel Program is intended to enhance collaboration that stimulates scholarly initiatives between SEC universities. The program offers faculty from each SEC university the opportunity to travel to other SEC universities to develop grant proposals, conduct research and deliver artistic performances.
- The SEC MBA Case Competition is an opportunity for SEC business schools to showcase their students' skills at solving simulated, real-world problems that cover the spectrum of business disciplines. The competition is held on one SEC campus and teams of four MBA students compete against other SEC teams, the best receiving various awards and recognition.

1930s
1940s

1950s
1960s

1970s
1980s

SEC MILESTONES

Dec. 22, 1894: In Atlanta, Dr. William L. Dudley of Vanderbilt presides over an organization meeting of the Southern Intercollegiate Athletic Association: Alabama, Auburn, Georgia, Georgia Tech, North Carolina, Sewanee and Vanderbilt. Football formalized in 1869.

1893: Vanderbilt begins playing basketball at the Nashville YMCA two years after Naismith originated the game at Springfield (MA) College.

1895: SIAA organized track on conference level.

May 15, 1896: First conference championship meet (track) held at Vanderbilt.

1895: SIAA expands and adds Central, Clemson, Cumberland, Kentucky, LSU, Mercer, Ole Miss, Mississippi A&M (State), Nashville, Southeastern Presbyterian, Tennessee, Texas and Tulane.

1900: Eight of the 13 charter SEC members participating in track.

1920: SIAA encompasses 30 members.

Dec. 12-13, 1920: In Gainesville, Fla. Professor S.V. Sanford (Georgia) presides over newly formed Southern Conference (Alabama, Auburn, Clemson, Georgia, Georgia Tech, Kentucky, Maryland, Mississippi State, North Carolina, North Carolina State, Tennessee, Virginia, Virginia Tech and Washington and Lee).

1922: Florida, LSU, Ole Miss, South Carolina, Tulane, Vanderbilt and Virginia Military join the Southern Conference.

1923: Sewanne joins the Southern Conference.

1928: Duke joins the Southern Conference.

Dec. 8-9, 1932: In Knoxville, Dr. Frank L. McVey (Kentucky) serves as president as the SEC is formed with 13 members of the Southern Conference located west and south of the Appalachian Mountains. The institutions are: Alabama, Auburn, Florida, Georgia, Georgia Tech, Kentucky, LSU, Ole Miss, Mississippi State, Sewannee, Tennessee, Tulane, Vanderbilt.

Feb. 16, 1933: Informal meeting of SEC school presidents, Birmingham, Ala.

Feb. 27, 1933: First full meeting, Atlanta, Ga.

1933: First SEC champions crowned in baseball, basketball, football and outdoor track.

Feb. 24 - 28, 1933: League's first basketball tournament in Atlanta, Ga.

Spring 1933: First NCAA Championship won by SEC school (LSU, men's track).

1935: League sponsors first men's team title for cross country.

1937: League sponsors first men's team title for golf and swimming.

1938: League sponsors first men's team title for tennis.

1940: In Jackson, Miss. the office of the commissioner is formed.

August 21, 1940: Former Mississippi Governor Martin S. Conner named first SEC commissioner.

Dec. 13, 1940: Sewanee withdraws from the SEC.

Fall 1946: Secretary of the Conference Dean N.W. Dougherty (Tennessee) named acting SEC commissioner.

1948: Conference office moves to Birmingham, Ala.

Feb. 21, 1948: Former LSU coach Bernie H. Moore named second SEC commissioner.

1948: Kentucky Wildcats bring home the first NCAA basketball title win by an SEC team.

October 20, 1951: The Alabama-Tennessee football game in Birmingham's Legion Field becomes the first televised event in SEC history.

1952: University of Alabama Faculty Chairman of Athletics, Dr. Albert B. Moore, becomes first SEC representative to serve as NCAA president.

1957: League sponsors first men's team title for indoor track.

June 1, 1964: Georgia Tech withdraws from the SEC.

1965: Kentucky football's Nat Northington becomes the first African-American athlete to receive an athletic scholarship at an SEC institution.

1966: A.M. (Tonto) Coleman named third SEC commissioner.

June 1, 1966: Tulane withdraws from the SEC.

1971: Dr. Earl M. Ramer, University of Tennessee faculty athletic representative, is second SEC official to serve as NCAA president.

August 1, 1972: Dr. H. Boyd McWhorter, Deans of Arts and Sciences at University of Georgia and secretary of the league, named fourth SEC commissioner.

1973: League distributes $1.57 million in revenue to members.

1979-80: SEC championships for women's basketball, tennis and volleyball recognized.

February 7, 1980: The SEC begins its first ever women's basketball tournament. Held in Knoxville, the first ever tournament game was played as Florida defeated Miss. State, 68-62. Four days later, Pat Head's Tennessee Lady Vols defeated Ole Miss, 85-71, in the championship game.

1990s

2000s

PRESENT DAY

1980-81: SEC championships for women's golf, gymnastics, swimming and track and field added.

March 26, 1982: The Tennessee Lady Vols become the first SEC team to reach the Women's Final Four. After beating Jackson State, Memphis State and Southern Cal to reach the Final Four, the Lady Vols lose to Louisiana Tech in the semifinals.

April 1, 1983: Georgia becomes the first school to have both its men's and women's team reach the Final Four. Andy Landers' women defeated North Carolina, Indiana and Tennessee before losing to Southern California in the semifinals of the Final Four held in Norfolk, Va.

September 1, 1984: Women's athletics come under the auspice of the SEC.

March 26, 1986: The SEC and Jefferson-Pilot Teleproductions (JP Sports) sign a contract to televise basketball games on a syndicated basis throughout the region.

1986: League distributes $15 million in revenue to members.

September 15, 1986: Dr. Harvey W. Schiller, an Air Force colonel and faculty chair at the U.S. Air Force Academy named fifth SEC commissioner.

March 29, 1987: Pat Summitt's Lady Volunteers win their, and the SEC's, first ever national title when Tennessee defeats Louisiana Tech, 67-44, in Austin, Texas.

April 1, 1988: Auburn and Tennessee reach the Final Four of the women's NCAA Basketball Tournament, marking the first time one conference had two teams in the final round. Louisiana Tech defeated the Lady Vols in the semifinals and nipped Joe Ciampi's Auburn Tigers, 56-54, in the championship game.

April 2, 1989: Tennessee's and Auburn's women's basketball teams again reach the Final Four and this time both make it to the championship game where Pat Summitt's Lady Vols defeat Joe Ciampi's Tigers, 76-60 for the national crown. It is the first time that the same conference has two teams in the title tilt.

January 10, 1990: Roy F. Kramer, Vanderbilt athletics director, named sixth SEC commissioner.

1990: University of Arkansas (11th member) and University of South Carolina (12th member) join the league (the two institutions participated in SEC championships for all sports except football during the 1991-92 academic year).

1993: SEC institutions adopt the Principles of Gender Equity recognizing that each school will provide at least two more women's intercollegiate programs than the number of men's.

1993: SEC championship for women's soccer added.

November 7, 1993: Vanderbilt wins the first SEC soccer tournament championship with a 3-2 double overtime victory over Arkansas.

March 1996: Georgia women basketball star, Saudia Roundtree wins the Naismith Award, given annually to the best player in the country. She is the first SEC athlete so honored.

1997: SEC championship for softball added.

December 6, 1998: Florida wins the NCAA Division I Women's Soccer College Cup with a 1-0 victory over North Carolina.

1999: The SEC was the first league to ever have eight teams invited to the NCAA Women's Basketball Tournament. The league matched the feat in 2002 and 2012.

June 2, 2002: Michael L. Slive, who served as Commissioner of Conference USA, appointed seventh SEC commissioner.

June 4: 2004: SEC Task Force on Compliance and Enforcement issues its report calling to have none of the league's schools on NCAA probation within the next five years. Report is unanimously accepted.

February 23, 2005: SEC announced the formation of its Academic Consortium (now SECU) linking the academic resources of its member institutions.

November 2007: A league record six teams receive invitations to compete in the NCAA Division I Women's Soccer Championship.

August 25, 2008: ESPN and the SEC announce a 15-year agreement beginning in 2009-10 through 2023-24. It is the longest national rights agreement in ESPN history. ESPN entities (ESPN, ESPN on ABC, ESPN2, ESPNU, ESPN Regional Television, ESPN360.com, ESPN Mobile TV, ESPN GamePlan, ESPN Full Court, ESPN International, ESPN Deportes, ESPN Classic) will carry more than 5,500 SEC events including football, men's and women's basketball, Olympic sports and SEC Championships.

2010: The league begins playing a 16-game conference schedule in women's basketball.

June 2012: It's announced that the SEC will determine a league champion in equestrian beginning in the 2012-13 season. It becomes the 21st sport sponsored by the league.

July 1, 2012: Texas A&M and Missouri officially join the league. Both schools will compete in basketball, cross county, golf, soccer, softball, swimming & diving, tennis, track & field and volleyball. Missouri will also compete in gymnastics, while TAMU will compete in equestrian.

August 14, 2014 - The SEC Network, a multi-platform network which will air SEC content 24/7 including more than 1,000 events in its first year, launches.

June 1, 2015 - Gregory A. Sankey becomes the SEC's eighth commissioner.

2016: The SEC sends nine teams to the NCAA Division I Women's Basketball Championship. It's the most SEC teams to receive bids to the NCAA's in conference history and the second time in NCAA history that one conference has sent nine teams to the tournament.

SEC COMMISSIONER GREG SANKEY

Greg Sankey is the eighth commissioner of the Southeastern Conference, assuming that position on June 1, 2015, after serving on the SEC staff for 13 years in various leadership roles.

He introduced his concept of "Scholars, Champions, Leaders" to describe the impact of the SEC in his first major address as commissioner at SEC Football Media Days in July of 2015.

"Educating scholars and supporting champions provides the platform for developing leaders who will influence the world," said Sankey, who outlined a plan for magnifying the SEC's leadership in collegiate athletics.

Now beginning his second year at the helm of the SEC, Sankey has quickly established himself as an advocate for the student-athlete, creating a framework to provide young people in the Conference with new leadership opportunities and resources to succeed at the highest levels of academic achievement and competitive success.

One of Sankey's early actions as commissioner was to create a new position in the SEC office for a Director of Student-Athlete Engagement, a role now filled by a former University of Florida women's basketball student-athlete who focuses on creating opportunities for SEC current and former student-athletes to participate in Conference leadership and prepare for life after their intercollegiate athletics participation concludes.

At the May 2016 SEC Spring Meetings, Sankey introduced new Student-Athlete Leadership Councils in the sports of Football and Men's and Women's Basketball which, in addition to the Conference's longstanding Student-Athlete Advisory Council, provide student-athletes with additional opportunities to engage with campus leaders and Conference office staff.

Even before his appointment as commissioner of the SEC, Sankey led national efforts to enhance the student-athlete experience. Working in concert with former SEC Commissioner Mike Slive, he played a central role in crafting the new autonomy governance structure of the NCAA, designed to put the student-athlete first in the development of new legislation.

Upon assuming the role of commissioner, Sankey moved swiftly to address issues critical to college athletics on the Conference and national levels. He appointed a Working Group on Student-Athlete Conduct, a collection of campus leaders established to engage in a continued conversation on student-athlete issues for the purpose of making recommendations for Conference policies or institutional best practices to shape student-athlete behavioral expectations in the SEC.

Sankey, 52, joined the SEC staff in 2002 as Associate Commissioner to oversee the SEC's governance, enforcement and compliance program, and later added supervision of the league's championships staff to his responsibilities. He was elevated to Executive Associate Commissioner and Chief Operating Officer for the league office in 2012.

Prior to joining the SEC staff, Sankey was Commissioner of the Southland Conference for nearly seven years. He joined the Southland Conference staff in 1992 where he served as both assistant and associate commissioner before he was named commissioner in 1996 at the age of 31.

Prior to his term at the Southland Conference he was director of compliance and academic services at Northwestern State University in Natchitoches, Louisiana. While at Northwestern State, Sankey also coached the Demons' golf teams for two years, earning the Golf Coaches Association of America District VI Coach of the Year award in 1991. Previous to his tenure at Northwestern State, he was the director of intramural sports at Utica College in upstate New York.

Sankey remains active within the NCAA committee structure, which includes his current service as Chair of the NCAA Division I Committee on Infractions.

A native of Auburn, New York, Sankey earned his master's degree from Syracuse University and his undergraduate degree from the State University of New York College at Cortland. Sankey and his wife, Cathy, reside in Birmingham, Alabama, and have two adult daughters, Hannah and Moriah.

SEC STAFF

MARK WOMACK
Executive Associate Commissioner/CFO

TIFFANY DANIELS
Associate Commissioner

CHARLIE HUSSEY
Associate Commissioner

WILLIAM KING
Associate Commissioner

DAN LEIBOVITZ
Associate Commissioner

HERB VINCENT
Associate Commissioner

MATT BOYER
Assistant Commissioner

LESLIE CLAYBROOK
Assistant Commissioner

BYRON HATCH
Assistant Commissioner

WILL LAWLER
Assistant Commissioner

CHRIS WALDSMITH
Assistant Commissioner

KATHRYN SWITZER
Exec. Associate to Commissioner

TORIE JOHNSON
Exec. Director of SECU

MISTY BROWN
Director of Student-Athlete Engagement

CHUCK DUNLAP
Director of Communications

JOHN GIBSON
Director of Championships

CRAIG PINKERTON
Director of Communications

BC ROMANO
Director of Video and Creative Services

MILTON ROY
Director of Compliance

JIM SULLIVAN
Director of Championship Ticket Operations

TAMMY WILSON
Director of Communications

SYLVIA HAGAN
Associate Director of Officiating Administration

BEN BEATY
Assistant Director of Communications

COLE CUNNINGHAM
Assistant Director of Video and Creative Services

JILL SKOTARCZAK
Assistant Director of Communications

ALLY SLIVKA
Assistant Director of Financial Operations

BRETT THOMPSON
Assistant Director of Championship Ticket Operations

BRYANT WELBOURNE
Assistant Director, SECU

KORY DAHLEN
Competition Coordinator

ANN DRINKARD
Communications/ Digital Media Asst.

ROBERT MILLIGAN
Video Assistant

SUSAN BISHOP
Administrative Assistant, SECU

ALLISON JACOBS
Administrative Assistant

DONNA MOORE
Administrative Assistant

BAILEY POWELL
Admin. Asst. for the Commissioner's Office

GRACE SANDERS
Admin. Asst. Football Administration

BRENDA GRAY
Receptionist

STEVE SHAW
Coordinator of Football Officials

SALLY BELL
Coordinator of WBKB Officials

LARRY TEMPLETON
Consultant to Commissioner

SEC NETWORK

On August 14, 2014 SEC Network launched in 62 million homes nationwide. On that day, the SEC Network became the most successful new channel launch in cable history and it hasn't stopped going since. Currently boasting 70 million subscribers, the network produced 1,500 events surrounded by 1,400 hours of original programming in its debut year.

Prior to launch, SEC Network committed to airing a total of 1,000 events annually—comprised of both television and school-produced digital events.

SEC Network + provides hundreds of additional digital only events to fans through the WatchESPN app on smartphones, computers, and tablets, Amazon Fire TV and Fire TV Stick, Apple TV, Chromecast, Roku, Xbox 360 and Xbox One.

By April, the multiplatform network had reached 1,000 digital events alone, doubling the expectations for SEC Network +.

All 14 schools have at least one control room, fibered sports facilities and a bureau cam room. The network utilizes over 23,000 feet of fiber—nearly the circumference of the world— to connect the schools to SEC Network headquarters in Charlotte, N.C. Each school has committed to producing 40 live SEC Network + events annually and on average, produced 70 in their inaugural year.

SEC Now is SEC Network's flagship news and information show delivering the latest Southeastern Conference news live from a studio set in Charlotte, N.C.

OFFICIAL SPONSOR PROGRAM

The Southeastern Conference Official Sponsor program began in 1988 with three companies dedicated to intercollegiate athletics and higher education.

Now supported by many of the nation's top corporations, this program has evolved into the most successful of its kind.

Each member of the SEC Official Sponsor team shows its commitment to the future of intercollegiate athletics with contributions to SEC Youth Clinics, SEC Scholarship Programs and SEC Academic Enhancement Programs.

The corporations also conduct consumer promotions designed to increase sales and brand awareness. These promotions also increase public awareness of the member institutions of the SEC, which in turn supports increased ticket sales and high television and radio ratings.

In addition to the broad spectrum of benefits provided by these contributions, each SEC institution is a direct beneficiary of the program. SEC Official Sponsors include Allstate Insurance, AT&T, Belk, Holiday Inn Express, Johnsonville, Regions Bank and Sunkist Soda.

PROGRAM MISSION

The mission of the corporate sponsor program is:

1. To develop marketing and promotional activities that benefit the SEC, its member institutions and the participating corporations;
2. To emphasize the positive role of athletics in our society; and
3. To provide funding for youth clinics, championship events and academic enhancement programs.

SEC OFFICIAL SPONSORS

Allstate

AT&T

belk MODERN. SOUTHERN. STYLE.

Holiday Inn Express

Johnsonville - SINCE 1945 -

REGIONS

Sunkist

SEC LICENSING PROGRAM

The Southeastern Conference markets its registered marks (Southeastern Conference, SEC, SEC Seal and SEC logos) through a licensing program with the Collegiate Licensing Company. The SEC began its licensing program in 1988 to protect the use of its name and insignias and to ensure that its member institutions benefit from the use and sale of items bearing its name and/or logos.

The program also ensures that manufacturers and retailers market only the highest-quality merchandise using the conference name and logos. The SEC has joined a significant number of colleges and universities throughout the country to bring about consistency in the marketplace for officially-licensed collegiate products.

COLLEGIATE LICENSING COMPANY · CLC ·

AN IMG COMPANY

SEC MEDIA SERVICES

SEC COMMUNICATIONS MISSION STATEMENT

The Southeastern Conference has been the nation's leader in media relations during its history. The SEC understands the importance of assisting the media in providing coverage of the conference and its institutions. To this end, the conference, including all of its member institutions, shall make the best attempt to fill reasonable requests by media outlets. Members of the media are encouraged to work with the media relations director of each institution and the conference office to establish satisfactory media policies that are mutually beneficial to all parties.

SEC OFFICE

Greg Sankey – Commissioner
2201 Richard Arrington Blvd. North
Birmingham, AL 35203
Main Switchboard: (205) 458-3000
Media Relations Fax: (205) 458-3030

COMMUNICATIONS STAFF

Herb Vincent – Associate Commissioner
E-Mail: hvincent@sec.org

Chuck Dunlap – Director
E-Mail: cdunlap@sec.org

Craig Pinkerton – Director
E-Mail: cpinkerton@sec.org

Tammy Wilson – Director (WBB Contact)
E-Mail: twilson@sec.org

B.C. Romano – Director of Video & Creative Services
E-Mail: bcromano@sec.org

Ben Beaty – Assistant Director
E-Mail: bbeaty@sec.org

Jill Skotarczak – Assistant Director
E-Mail: jskotarczak@sec.org

Ann Drinkard – Assistant Director / Digital Media
E-Mail: adrinkard@sec.org

SEC RELEASE

The conference women's basketball release will be available beginning in early November. Any media representative wishing to receive information via e-mail should register on www.secsportsmedia.com. SEC standings, team-by-team results, notes and conference statistics will be updated as often as needed based on the schedule of play. Information is also available via the school's SIDs.

SEC E-MAIL SERVICE

Information on SEC Women's Basketball will be emailed periodically through the season to accredited media. To be added to the SEC Women's Basketball email list, please register online at www.SECsportsmedia.com.

SECSPORTS.COM

SEC information is available on the internet at www.SECSports.com.

The SEC website provides the largest online library of exclusive and comprehensive SEC sports content available anywhere including highlights, full games, press conferences and more.

SOCIAL MEDIA

Facebook: Southeastern Conference
Twitter: @SEC and @SEC_Tammy
Instragram: @SEC
Snapchat: SEC

SEC WEEKLY HONORS

The SEC will name a player and a freshman of the week each Tuesday throughout the regular season.

Nominations for the awards are made by each institution's communications directors. The honorees are selected by a vote of the SEC communications staff.

SCHOOL WEBSITES

All 14 SEC institutions place much of their information released to the media online on their own websites. The website addresses are below:

Alabama ..... www.rolltide.com
Arkansas ..... www.arkansasrazorbacks.com
Auburn ..... www.auburntigers.com
Florida ..... floridagators.com
Georgia ..... www.georgiadogs.com
Kentucky ..... www.ukathletics.com
LSU ..... www.lsusports.net
Ole Miss ..... www.olemisssports.com
Mississippi State ..... www.hailstate.com
Missouri ..... www.mutigers.com
South Carolina ..... www.gamecocksonline.com
Tennessee ..... www.utsports.com
Texas A&M www.12thman.com
Vanderbilt ..... www.vucommodores.com

2017 SEC TOURNAMENT

March 1-5
Bon Secours Wellness Arena
Greenville, S.C.

MEDIA INFORMATION

The media credential system for the 2017 SEC Tournament will be online from January 11 to February 22. Go to www.SECsportsmedia.com for the online credentialing system.

For further information concerning media coverage of the 2017 SEC Tournament, please contact the SEC Communications Office.

TICKET INFORMATION

Public tickets for the 2017 SEC Tournament are on sale now and can be purchased via the SEC website. Tickets may also be purchased through one of the member institutions' ticket offices according to each school's ticket policies.

2016-17 WOMEN'S BASKETBALL

MEDIA GUIDE

The Teams

SECSPORTS.COM

KRISTY CURRY
HEAD COACH

HOMETOWN: Olla, La.
ALMA MATER: Northeast Louisiana, 1988
CAREER RECORD: 351-200 (.637)
RECORD AT ALABAMA: 42-51 (.452)

COACHING CAREER:

YEAR	SCHOOL	ALL	CONF.	POSTSEASON
1999-00	Purdue	23-8	11-5	NCAA Second Round
2000-01	Purdue	31-7	14-2	NCAA Runner Up
2001-02	Purdue	24-6	13-3	NCAA Second Round
2002-03	Purdue	29-6	12-4	NCAA Elite Eight
2003-04	Purdue	29-4	14-2	NCAA Sweet 16
2004-05	Purdue	17-13	9-7	NCAA Second Round
2005-06	Purdue	26-7	13-3	NCAA Sweet 16
2006-07	Texas Tech	15-16	6-10	
2007-08	Texas Tech	17-16	4-12	WNIT Third Round
2008-09	Texas Tech	16-15	6-10	
2009-10	Texas Tech	18-15	5-11	WNIT Second Round
2010-11	Texas Tech	22-11	8-8	NCAA First Round
2011-12	Texas Tech	21-14	6-12	WNIT Third Round
2012-13	Texas Tech	21-11	11-7	NCAA First Round
2013-14	Alabama	14-16	7-9	
2014-15	Alabama	13-19	2-14	
2015-16	Alabama	15-16	4-12	WNIT First Round

STAFF

ASSISTANTS:
Kelly Curry (Texas A&M, 1990)
Brooks Williams (Mississippi State, 2000)
Shereka Wright (Purdue, 2004)
DIRECTOR OF BASKETBALL OPS:
Grant Fausset (Purdue, 2004)

MEDIA RELATIONS

BASKETBALL SID: Jessica Paré
OFFICE PHONE: 205-348-6084
E-MAIL: jpare@ia.ua.edu
PRESS ROW PHONE: (205) 394-5985
ATHLETICS WEBSITE: www.RollTide.com

SOCIAL MEDIA

TWITTER: @AlabamaWBB
SNAPCHAT: AlabamaWBB
INSTAGRAM: AlabamaWBB
FACEBOOK: AlabamaWBB

TEAM ROSTER

No	Name	Pos.	Ht.	Cl.	Hometown
0	LaKyesha Stennis	G	5-9	Jr.	Lexington, Ky.
1	Quanetria Bolton	F	6-0	Jr.	Anniston, Ala.
2	Trista Magee	G	6-0	So.	Ellisville, Miss.
3	Jordan Lewis	G	5-7	Fr.	Windermere, Fla.
5	Alana da Silva	G	5-6	Jr.	Sao Paulo, Brazil
10	DaiJia Ruffin	G	5-9	So.	Louisville, Ky.
11	Hannah Cook	G	6-0	Jr.	Ozark, Mo.
13	Coco Knight	G	5-7	Jr.	Bay Minette, Ala.
15	Meoshonti Knight	G	5-8	Jr.	Morgan City, La.
20	Ashley Williams	F	6-0	Jr.	Covington, Ga.
21	Taylor Berry	G	5-9	So.	New Orleans, La.
23	Shaquera Wade	G	6-0	So.	Huntsville, Ala.
25	Ashley Knight	F	6-5	Fr.	Austin, Texas

QUICK FACTS

LOCATION: Tuscaloosa, Ala.
FOUNDED: 1831
ENROLLMENT: 37,100
PRESIDENT: Dr. Stuart Bell (Texas A&M, 1979)
FACULTY REPRESENTATIVE: Dr. James King (Alabama, 1989)
ATHLETIC DIRECTOR: Bill Battle (Alabama, 1963)
SWA: Marie Robbins (Alabama, 1990)
NICKNAME: Crimson Tide
COLORS: Crimson & White
ARENA: Coleman Coliseum (15,383)
ALL-TIME RECORD IN ARENA (YEARS): 276-126 (31)

TEAM INFORMATION

2015-16 OVERALL RECORD (FINISH): 15-16, 4-12 (12th)
LETTERWINNERS RETURNING/LOST: 7/6
STARTERS RETURNING/LOST: 4/1

TEAM HISTORY

ALL-TIME RECORD: 700-549 (.560/42 years)
***SEC RECORD:** 147-278 (.346)
SEC TOURNAMENT RECORD: 25-37 (.403)
SEC CHAMPIONSHIPS: 0
SEC TOURNAMENT CHAMPIONSHIPS: 0
NCAA TOURNAMENT APPEARANCES: 10 ('84, '88, '92, '93, '94, '95, '96, '97, '98, '99)
NCAA TOURNAMENT RECORD: 16-10 (.615)
NWIT APPEARANCES: 1 ('77)
NWIT RECORD: 0-3 (.000)
WNIT APPEARANCES: 5 (2000, '01, '02, '11, '16)
WNIT RECORD: 5-5 (.500)

*Regular-season games only, 1983-2016

SCHEDULE

Date	Opponent	TV	Time
Nov. 11	New Orleans	SECN+	5:00 p.m.
Nov. 14	Mississippi Valley State	SECN+	7:00 p.m.
Nov. 17	Lipscomb	SECN+	7:00 p.m.
Nov. 22	Georgia Southern	SECN+	7:00 p.m.
Nov. 27	Alabama A&M	SECN+	2:00 p.m.
Dec. 1	Alcorn State	SECN+	7:00 p.m.
Dec. 4	1-Kansas	SEC Network	11:00 a.m.
Dec. 11	at Georgetown		1:00 p.m.
Dec. 15	Georgia State	SECN+	11:30 a.m.
Dec. 17	Georgia Tech	SECN+	2:00 p.m.
Dec. 19	2-McNeese State		7:00 p.m.
Dec. 20	2-Texas-El Paso		7:00 p.m.
Dec. 28	Florida A&M	SECN+	7:00 p.m.
Jan. 1	at South Carolina*	ESPN2	1:00 p.m.
Jan. 5	Ole Miss*	SECN+	7:00 p.m.
Jan. 8	at Missouri*	SECN+	2:00 p.m.
Jan. 12	Kentucky*	SECN+	7:00 p.m.
Jan. 15	Arkansas*	SEC Network	4:00 p.m.
Jan. 19	Mississippi State*	SECN+	7:00 p.m.
Jan. 22	at Ole Miss*	SECN+	2:00 p.m.
Jan. 26	at Vanderbilt*	SEC Network	8:00 p.m.
Jan. 29	Auburn*	SEC Network	5:00 p.m.
Feb. 5	at LSU*	SEC Network	3:00 p.m.
Feb. 9	at Texas A&M*	SECN+	7:00 p.m.
Feb. 12	Florida*	SEC Network	1:00 p.m.
Feb. 16	Tennessee*	SECN+	7:00 p.m.
Feb. 20	at Auburn*	SEC Network	6:00 p.m.
Feb. 23	at Georgia*	SECN+	6:00 p.m.
Feb. 26	Missouri*	SECN+	2:00 p.m.

All Times Central; *SEC Game; 1-SEC/Big 12 Challenge; 2-Patrick Harrington Tournament (Niceville, Fla.).

JIMMY DYKES
HEAD COACH

HOMETOWN: Tulsa, Okla.
ALMA MATER: Arkansas, 1985
CAREER RECORD: 30-32 (.484)
RECORD AT ARKANSAS: 30-32 (.484)

COACHING RECORD:

YEAR	SCHOOL	ALL	CONF.	POSTSEASON
2014-15	Arkansas	18-14	6-10	NCAA Second Round
2015-16	Arkansas	12-18	7-9	

STAFF

ASSISTANTS:
Tari Cummings (Oklahoma State, 2003)
Tommy Deffebaugh (Drury College, 1985)
Chenel Harris (Kent State, 2010)
DIRECTOR OF BASKETBALL OPS:
Amber Shirey (Arkansas, 1992)

COMMUNICATIONS

BASKETBALL SID: Jeri Thorpe
E-MAIL: jthorpe@uark.edu
OFFICE PHONE: (479) 575-5037
PRESS ROW PHONE: (479) 575-6622
ATHLETICS WEBSITE: www.ArkansasRazorbacks.com

SOCIAL MEDIA

TWITTER: @RazorbackWBB
SNAPCHAT: RazorbackWBB
INSTAGRAM: RazorbackWBB
FACEBOOK: Arkansas Razorback Women's Basketball

TEAM ROSTER

No	Name	Pos.	Ht.	Cl.	Hometown
00	Jessica Jackson	F	6-3	Sr.	Jacksonville, Ark.
2	Aaliyah Wilson	G/F	5-10	Fr.	Muskogee, Okla.
3	Malica Monk	G	5-5	So.	N. Little Rock, Ark.
4	Keiryn Swenson	G/F	6-1	So.	Wichita, Kan.
10	Kiara Williams	F/C	6-1	Fr.	Little Rock. Ark.
12	Briunna Freeman	G	5-9	So.	Pelham, Ga.
14	Jailyn Mason	PG	5-9	Fr.	Mason, Ohio
20	Sydney Stout	F	6-0	Fr.	Bixby, Okla.
21	Devin Cosper	G	5-10	Jr.	Coffeyville, Kan.
22	Bailey Zimmerman	G/F	6-0	So.	St. Vincent, Ark.
24	Jordan Danberry	G	5-8	So.	Conway, Ark.
25	Tatiyana Smith	C	6-3	So.	Plano, Texas
35	Alecia Cooley	C	6-3	So.	Evanston, Ill.
42	Yasmeen Ratliff	C	6-5	Fr.	Alpharetta, Ga.

QUICK FACTS

LOCATION: Fayetteville, Ark.
FOUNDED: 1871
ENROLLMENT: 27,194
CHANCELLOR: Dr. Joseph E. Steinmetz (Central Michigan, 1977)
FACULTY REPRESENTATIVE: Dr. Sharon Hunt (Arkansas, 1973)
VICE CHANCELLOR/AD: Jeff Long (Ohio Wesleyan, 1982)
SR. ASSOCIATE AD/SWA: Julie Cromer (Missouri State, 1993)
NICKNAME: Razorbacks
COLORS: Cardinal & White
ARENA: Bud Walton Arena (19,200)
ALL-TIME RECORD IN ARENA (YEARS): 251-103 (23)

TEAM INFORMATION

2015-16 OVERALL RECORD (FINISH): 12-18, 7-9 (10th)
LETTERWINNERS RETURNING/LOST: 9/3
STARTERS RETURNING/LOST: 3/2

TEAM HISTORY

ALL-TIME RECORD: 742-467 (.614)/40 years
***SEC RECORD:** 130-217 (.375)
SEC TOURNAMENT RECORD: 11-25 (.306)
SEC CHAMPIONSHIPS: 0
SEC TOURNAMENT CHAMPIONSHIPS: 0
NCAA TOURNAMENT APPEARANCES: 11 ('86, '89, '90, '91, '95, '98, 2001, '02, '03, '12, '15)
NCAA TOURNAMENT RECORD: 14-11 (.560)
NWIT APPEARANCES: 2 ('87, '96)
NWIT RECORD: 4-2 (.667)
WNIT APPEARANCES: 6 ('99, 2000, '05, '09, '11, '13)
WNIT RECORD: 14-5 (.737)

*Regular-season games only, 1992-2016

SCHEDULE

Date	Opponent	TV	Time
Nov. 11	Sam Houston State	SECN+	10:30 a.m.
Nov. 13	Louisiana-Monroe	SECN+	2:00 p.m.
Nov. 17	South Dakota	SECN+	7:00 p.m.
Nov. 21	Stetson	SECN+	7:00 p.m.
Nov. 25	1-Memphis		6:30 p.m.
Nov. 26	1-Nevada/Navy		4:00/6:30 p.m.
Nov. 30	at Tulsa		7:00 p.m.
Dec. 3	2-Texas Tech	SEC Network	3:00 p.m.
Dec. 7	Butler	SECN+	7:00 p.m.
Dec. 11	at Missouri State		2:00 p.m.
Dec. 18	Northwestern State	SECN+	2:00 p.m.
Dec. 21	Oral Roberts	SECN+	1:00 p.m.
Dec. 28	Houston Baptist	SECN+	7:00 p.m.
Jan. 1	*at Ole Miss	SEC Network	4:00 p.m.
Jan. 5	*Mississippi State	SECN+	7:00 p.m.
Jan. 8	*LSU	SECN+	2:00 p.m.
Jan. 12	*at Texas A&M	SECN+	7:00 p.m.
Jan. 15	*at Alabama	SEC Network	4:00 p.m.
Jan. 19	*Vanderbilt	SECN+	7:00 p.m.
Jan. 23	*Missouri	SEC Network	6:00 p.m.
Jan. 29	*at LSU	SEC Network	1:00 p.m.
Feb. 2	*Georgia	SECN+	7:00 p.m.
Feb. 5	*South Carolina	ESPN2	1:00 p.m.
Feb. 9	*at Florida	SECN+	6:00 p.m.
Feb. 12	*at Missouri	SEC Network	5:00 p.m.
Feb. 16	*Kentucky	SECN+	7:00 p.m.
Feb. 19	*at Tennessee	SEC Network	2:00 p.m.
Feb. 23	*at Vanderbilt	SECN+	7:00 p.m.
Feb. 26	*Auburn	SEC Network	2:00 p.m.

All Times Central; *SEC Game; 1-Nugget Classic (Reno, Nev.); 2-SEC/Big 12 Challenge

TERRI WILLIAMS-FLOURNOY
HEAD COACH

HOMETOWN: Hampton, Va.
ALMA MATER: Penn State, 1991
CAREER RECORD: 214-165 (.565)
RECORD AT AUBURN: 71-61 (.538)

COACHING CAREER:

YEAR	SCHOOL	ALL	CONF.	POSTSEASON
2004-05	Georgetown	12-16	7-9	
2005-06	Georgetown	10-17	3-13	
2006-07	Georgetown	13-16	3-13	
2007-08	Georgetown	15-14	5-11	
2008-09	Georgetown	20-14	7-9	WNIT Quarterfinals
2009-10	Georgetown	26-7	13-3	NCAA Second Round
2010-11	Georgetown	24-11	9-7	WNIT Sweet 16
2011-12	Georgetown	23-9	11-5	NCAA Second Round
2012-13	Auburn	19-15	5-11	WNIT Quarterfinals
2013-14	Auburn	19-15	7-9	WNIT Third Round
2014-15	Auburn	13-18	3-13	
2015-16	Auburn	20-13	8-8	NCAA Second Round

STAFF

ASSISTANTS:
Ty Evans (Wisconsin-Whitewater, 1995)
Clarisse Garcia (Villanova, 2007)
Adrian Walters (St. Francis (Pa.), 1987)
DIRECTOR OF BASKETBALL OPS:
Precious Morris (Auburn, 2012)

MEDIA RELATIONS

BASKETBALL SID: Wes Todd
OFFICE PHONE: (334) 844-9182
E-MAIL: wlt0006@auburn.edu
PRESS ROW PHONE: (334) 844-1933
ATHLETICS WEBSITE: www.AuburnTigers.com

SOCIAL MEDIA

TWITTER: @AuburnWBB
INSTAGRAM: AuburnTigers
FACEBOOK: AUWBB

TEAM ROSTER

No	Name	Pos.	Ht.	Cl.	Hometown
0	Daisa Alexander	G	5-8	Fr.	Decatur, Ga.
1	Tyra Johnson	G	5-7	Fr.	Decatur, Ala.
2	Bria Johnson	G	5-8	Jr.	Baton Rouge, La.
3	Erica Sanders	G	5-10	So.	San Antonio, Texas
5	Emari Jones	G	6-2	So.	Chicago, Ill.
10	Brandy Montgomery	G	5-10	Sr.	Port St. Lucie, Fla.
13	Katie Frerking	G/F	6-1	Sr.	Johns Creek, Ga.
14	Tiffany Lewis	G	5-8	R-Jr.	Chattanooga, Tenn.
15	Jazmine Jones	F	6-2	Jr.	Winston-Salem, N.C.
20	Sira Toure	G	5-9	Jr.	Kennewick, Wash.
22	Ekiya Gray	F	6-1	Jr.	Houston, Texas
23	Jessica Jones	F	6-2	Jr.	Winston-Salem, N.C.
25	Neydja Petithomme	G	5-8	So.	Boca Raton, Fla.
33	Janiah McKay	G	5-6	So.	Gainesville, Fla.
40	Khady Dieng	G	5-10	Sr.	Dakar, Senegal

QUICK FACTS

LOCATION: Auburn, Ala.
FOUNDED: 1856
ENROLLMENT: 27,287
PRESIDENT: Dr. Jay Gogue (Auburn, 1969)
FACULTY REPRESENTATIVE: Dr. Mary Boudreaux (LSU, 1969)
ATHLETIC DIRECTOR: Jay Jacobs (Auburn, 1985)
SWA: Meredith Jenkins (Florida State, 1992)
NICKNAME: Tigers
COLORS: Burnt Orange & Navy Blue
ARENA: Auburn Arena (9,121)
ALL-TIME RECORD IN ARENA (YEARS): 59-33 (6)

TEAM INFORMATION

2015-16 OVERALL RECORD (FINISH): 20-13, 8-8 (T7th)
LETTERWINNERS RETURNING/LOST: 8/2
STARTERS RETURNING/LOST: 4/1

TEAM HISTORY

ALL-TIME RECORD: 882-439 (.668/46 years)
***ALL-TIME SEC RECORD:** 215-209 (.507)
ALL-TIME SEC TOURNAMENT RECORD: 37-33 (.529)
SEC CHAMPIONSHIPS: 5 ('81, '87, '88, '89, 2009)
SEC TOURNAMENT CHAMPIONSHIPS: 4 ('81, '87, '90, '97)
NCAA TOURNAMENT APPEARANCES: 19 ('82, '83, '85, '86, '87, '88, '89, 90, '91, '93, '94, '96, '97, '99, 2000, '04, '08, '09, '16)
NCAA TOURNAMENT RECORD: 30-19 (.612)
NWIT APPEARANCES: 0
NWIT RECORD: 0-0 (.000)
WNIT APPEARANCES: 5 (2003, '07, '11, '13, '14)
WNIT RECORD: 13-4 (.765)

*Regular-season games only, 1983-2016

SCHEDULE

Date	Opponent	TV	Time
Nov. 11	Troy	SECN+	5:30 p.m.
Nov. 17	at North Carolina A&T		4:30 p.m.
Nov. 20	at East Carolina		2:30 p.m.
Nov. 22	1-Ball State		3:30 p.m.
Nov. 23	1-Marist		6:00 p.m.
Nov. 24	1-West Virginia		6:00 p.m.
Nov. 27	Indiana	SEC Network	12:00 p.m.
Dec. 1	at Kansas State		7:00 p.m.
Dec. 11	Savannah State	SECN+	2:00 p.m.
Dec. 14	at Louisiana Tech		6:30 p.m.
Dec. 18	Virginia Tech	SEC Network	5:00 p.m.
Dec. 21	2-Drake		3:00 p.m.
Dec.22	2-Tulane/Eastern Washington		TBA
Dec. 28	Jacksonville	SECN+	6:00 p.m.
Jan. 1	*at Florida	SECN+	1:00 p.m.
Jan. 5	*South Carolina	SECN+	6:00 p.m.
Jan. 8	*Ole Miss	SEC Network	3:00 p.m.
Jan. 12	*at Vanderbilt	SECN+	7:00 p.m.
Jan. 19	*Tennessee	SECN+	6:00 p.m.
Jan. 22	*Kentucky	SEC Network	2:00 p.m.
Jan. 26	*at Missouri	SECN+	7:00 p.m.
Jan. 29	*at Alabama	SEC Network	5:00 p.m.
Feb. 2	*Mississippi State	SEC Network	8:00 p.m.
Feb. 5	*at Texas A&M	SEC Network	1:00 p.m.
Feb. 9	*at South Carolina	SECN+	6:00 p.m.
Feb. 12	*Georgia	SECN+	2:00 p.m.
Feb. 16	*at Ole Miss	SEC Network	8:00 p.m.
Feb. 20	*Alabama	SEC Network	6:00 p.m.
Feb. 23	*LSU	SECN+	6:00 p.m.
Feb. 26	*at Arkansas	SEC Network	2:00 p.m.

All Times Central; *SEC Game; 1-Savannah Invitational (Savannah, Ga.); 2-Tulane Invitational (New Orleans, La.).

AMANDA BUTLER
HEAD COACH

HOMETOWN: Mt. Juliet, Tenn.
ALMA MATER: Florida, 1995
CAREER RECORD: 215-143 (.601)
RECORD AT FLORIDA: 175-121 (.591)

COACHING CAREER:

YEAR	SCHOOL	ALL	CONF.	POSTSEASON
2005-06	Charlotte	21-9	13-3	WNIT First Round
2006-07	Charlotte	19-13	9-5	WNIT Second Round
2007-08	Florida	19-14	6-8	WNIT Sweet 16
2008-09	Florida	24-8	9-5	NCAA Second Round
2009-10	Florida	15-17	7-9	WNIT Second Round
2010-11	Florida	20-15	7-9	WNIT Sweet 16
2011-12	Florida	20-13	8-8	NCAA Second Round
2012-13	Florida	22-15	6-10	WNIT Semifinals
2013-14	Florida	20-13	8-8	NCAA Second Round
2014-15	Florida	13-17	5-11	
2015-16	Florida	22-9	10-6	NCAA First Round

STAFF

ASSISTANTS:
Bill Ferrara (Florida, 2003)
Shimmy Gray-Miller (Michigan 1994)
Murriel Page (Florida, 1998)
DIRECTOR OF BASKETABLL OPS.: Serena Wilson (Florida, 2008)

MEDIA RELATIONS

BASKETBALL SID: Kathy Cafazzo
OFFICE PHONE: (352) 375-4683, ext. 6133
E-MAIL: kathyc@gators.ufl.edu
PRESS ROW PHONE: (352) 367-1801
ATHLETICS WEBSITE: FloridaGators.com

SOCIAL MEDIA

TWITTER: @gatorsWBK
SNAPCHAT: gatorswbk
INSTAGRAM: @gatorsWBK
FACEBOOK: gatorsWBK

TEAM ROSTER

No	Name	Pos.	Ht.	Cl.	Hometown
00	Delicia Washington	G	5-10	Fr.	Glen St. Mary, Fla.
1	Ronni Williams	F	6-0	Sr.	Daytona Beach, Fla.
5	Elif Portakal	G	5-9	Fr.	Istanbul, Turkey
11	Dyandria Anderson	G	5-10	Jr.	Viera, Fla.
15	Sydney Searcy	G	5-7	Fr.	Ponte Vedra Beach, Fla.
20	Simone Westbrook	G	5-8	Sr.	Chandler, Ariz.
21	Eleanna Christinaki	G/F	5-1	So.	Athens, Greece
22	Sydney Morang	G/F	5-10	Fr.	New Providence, N.J.
23	Brooke Copeland	F	6-0	Jr.	Cleveland, Tenn.
24	Tyshara Fleming	C	6-4	Sr.	Virginia Beach, Va.
44	Haley Lorenzen	F	6-3	Jr.	Iowa City, Iowa

QUICK FACTS

LOCATION: Gainesville, Fla.
FOUNDED: 1853
ENROLLMENT: 49,785
PRESIDENT: Dr. W. Kent Fuchs (Duke, 1977)
FACULTY REPRESENTATIVE: Dr. Michael Sagas (Utah, 1996)
ATHLETIC DIRECTOR: Scott Stricklin (Mississippi State, 1992)
SWA: Lynda Tealer (San Diego, 1992)
NICKNAME: Gators
COLORS: Orange & Blue
ARENA: Exactch Arena at Stephen C. O'Connell Center (10,333)
ALL-TIME RECORD IN ARENA (YEARS): 339-147 (36)

TEAM INFORMATION

2015-16 OVERALL RECORD (FINISH): 22-9, 10-6 (t4th)
LETTERWINNERS RETURNING/LOST: 7/6
STARTERS RETURNING/LOST: 3/2

TEAM HISTORY

ALL-TIME RECORD: 706-536 (.568/42 years)
***SEC RECORD:** 186-242 (.435)
SEC TOURNAMENT RECORD: 19-35 (.352)
SEC CHAMPIONSHIPS: 0
SEC TOURNAMENT CHAMPIONSHIPS: 0
NCAA TOURNAMENT APPEARANCES: 15 ('93, '94, '95, '96, '97, '98, '99, 2001, '02, '04, '06, '09, '12, '14, '16)
NCAA TOURNAMENT RECORD: 12-15 (.444)
NWIT APPEARANCES: 1 ('85)
NWIT RECORD: 2-1 (.667)
WNIT APPEARANCES: 6 (2000, '05, '08, '10, '11,'13)
WNIT RECORD: 12-6 (.667)

*Regular-season games only, 1983-2016

SCHEDULE

Date	Opponent	TV	Time
Nov. 11	1-South Alabama		5:00 p.m.
Nov. 14	at Chattanooga		6:30 p.m.
Nov. 19	2-Temple		1:00 p.m.
Nov. 22	at Arkansas State		6:30 p.m.
Nov. 25	at Northwestern		8:00 p.m.
Nov. 30	2-Wofford		7:00 p.m.
Dec. 3	3-Long Beach State		TBA
Dec. 4	3-Boston/Arizona State		1:30/4:00 p.m.
Dec. 8	at Florida State		6:00 p.m.
Dec. 11	4-North Carolina A&T		3:00 p.m.
Dec. 20	5-Indiana		7:45 p.m.
Dec. 21	5-Florida A&M		5:30 p.m.
Dec. 28	Southeastern Louisiana	SECN+	7:00 p.m.
Jan. 1	*Auburn	SECN+	2:00 p.m.
Jan. 5	*at LSU	SECN+	8:00 p.m.
Jan. 8	*South Carolina	ESPNU	12:00 p.m.
Jan. 12	*at Mississippi State	SEC Network	9:00 p.m.
Jan. 15	*Texas A&M	SEC Network	1:00 p.m.
Jan. 22	*at Georgia	SEC Network	1:00 p.m.
Jan. 26	*Tennessee	SECN+	7:00 p.m.
Jan. 29	*at Vanderbilt	SECN+	3:00 p.m.
Feb. 2	*at Texas A&M	SECN+	8:00 p.m.
Feb. 6	*Ole Miss	SEC Network	7:30 p.m.
Feb. 9	*Arkansas	SECN+	7:00 p.m.
Feb. 12	*at Alabama	SEC Network	1:00 p.m.
Feb. 16	*Missouri	SECN+	7:00 p.m.
Feb. 19	*at Kentucky	SEC Network	1:00 p.m.
Feb. 23	*at Tennessee	SEC Network	7:00 p.m.
Feb. 26	*Georgia	ESPNU	12:00 p.m.

All Times Eastern; *SEC Game; 1-at Jacksonville, Fla.; 2-at Ocala, Fla.; 3-Arizona State Classic (Tempe, Ariz.); 4-at Panama City, Fla.; 5-Florida Sunshine Classic (Winter Park, Fla.).

JONI TAYLOR
HEAD COACH

HOMETOWN: Meridian, Miss.
ALMA MATER: Alabama, 2002
CAREER RECORD: 21-10 (.677)
RECORD AT GEORGIA: 21-10 (.677)

COACHING CAREER:

YEAR	SCHOOL	ALL	CONF.	POSTSEASON
2015-16	Georgia	21-10	9-7	NCAA First Round

STAFF

ASSISTANTS:
Karen Lange (Iowa, '96)
Robert Mosley (Miles, '99)
Chelsea Newton (Rutgers,'05)
DIRECTOR OF BASKETBALL OPS.: Meredith Mitchell (Georgia, 2012)

MEDIA RELATIONS

BASKETBALL SID: Tray Littlefield
OFFICE PHONE: (706) 542-9342
E-MAIL: trayl@sports.uga.edu
PRESS ROW PHONE: (706) 542-8052
ATHLETICS WEBSITE: www.georgiadogs.com

SOCIAL MEDIA

TWITTER: @UGA_WBB
SNAPCHAT: uga_wbb
INSTAGRAM: UGA_WBB
FACEBOOK: UGA Women's Basketball

TEAM ROSTER

No	Name	Pos.	Ht.	Cl.	Hometown
1	Shanea Armbrister	G	6-2	Sr.	Nassau, Bahamas
3	Stephanie Paul	F	6-1	Fr.	Naples, Fla.
4	Caliya Robinson	F	6-3	So.	Marietta, Ga.
11	Pachis Roberts	G/F	5-11	Sr.	Powder Springs, Ga.
12	Haley Clark	G	5-9	Jr.	Orlando, Fla.
23	Halle Washington	F	6-2	Sr.	Bossier City, La.
24	Simone Costa	G	5-10	Jr.	Lisbon, Portugal
30	Kortney Eisenman	F	6-3	Fr.	Columbus, Ohio
33	Mackenzie Engram	F	6-2	Jr.	Powder Springs, Ga.

QUICK FACTS

LOCATION: Athens, Ga.
FOUNDED: 1785
ENROLLMENT: 36,130
PRESIDENT: Jere W. Morehead (Georgia J.D, 1980)
FACULTY REPRESENTATIVE: David Shipley (Oberlin, 1972)
ATHLETIC DIRECTOR: Greg McGarity (Georgia, 1976)
DEPUTY DIR. OF ATHLETICS: Dr. Carla Williams (Georgia, 1989)
NICKNAME: Lady Bulldogs
COLORS: Red & Black
ARENA: Stegeman Coliseum (10,523)
ALL-TIME RECORD IN ARENA (YEARS): 445-94 (41)

TEAM INFORMATION

2015-16 OVERALL RECORD (FINISH): 21-10, 9-7 (6th)
LETTERWINNERS RETURNING/LOST: 6/7
STARTERS RETURNING/LOST: 1/4

TEAM HISTORY

ALL-TIME RECORD: 920-394 (.700/41 years)
***SEC RECORD:** 282-151 (.651)
SEC TOURNAMENT RECORD: 43-32 (.573)
SEC CHAMPIONSHIPS: 7 ('83, '84, '86, '91, '96, '97, 2000)
SEC TOURNAMENT CHAMPIONSHIPS: 4 ('83, '84, '86, 2001)
NCAA TOURNAMENT APPEARANCES: 32 ('82, '83, '84, '85, '86, '87, '88, '89, '90, '91, '93, '95, '96, '97, '98, '99, 2000, '01, '02, '03, '04, '05, '06, '07, '08, '09, '10, '11, '12, '13, '14, '16)
NCAA TOURNAMENT RECORD: 55-32 (.632)
NWIT APPEARANCES: 1 ('81)
NWIT RECORD: 3-0 (1.000)
WNIT APPEARANCES: 0
WNIT RECORD: 0-0 (.000)

*Regular-season games only, 1983-2016

SCHEDULE

Date	Opponent	TV	Time
Nov.11	South Carolina State	SECN+	7:00 p.m.
Nov. 13	Mercer	SECN+	2:00 p.m.
Nov. 16	BYU	SECN+	7:00 p.m.
Nov. 20	at Georgia Tech		2:00 p.m.
Nov. 24	1-Minnesota		2:00 p.m.
Nov. 25	1-TBD		TBA
Nov. 29	Kennesaw State	SECN+	7:00 p.m.
Dec. 3	2-at Oklahoma State		TBA
Dec. 5	Furman	SECN+	7:00 p.m.
Dec. 15	at Cincinnati		12:00 p.m.
Dec. 19	Virginia	SEC Network	7:00 p.m.
Dec. 22	Samford	SECN+	1:00 p.m.
Dec. 28	Western Carolina	SECN+	2:00 p.m.
Jan. 1	*at Missouri	SEC Network	1:00 p.m.
Jan. 5	*Texas A&M	SECN+	7:00 p.m.
Jan. 8	*Vanderbilt	SEC Network	12:00 p.m.
Jan. 12	*at South Carolina	SEC Network	7:00 p.m.
Jan. 15	*at Kentucky	SEC Network	3:00 p.m.
Jan. 22	*Florida	SEC Network	1:00 p.m.
Jan. 26	*South Carolina	SEC Network	7:00 p.m.
Jan. 29	*at Ole Miss	SECN+	3:00 p.m.
Feb. 2	*at Arkansas	SECN+	8:00 p.m.
Feb. 5	*Tennessee	ESPN	4:00 p.m.
Feb. 9	*Kentucky	SECN+	7:00 p.m.
Feb. 12	*at Auburn	SECN+	3:00 p.m.
Feb. 16	*at Mississippi State	SECN+	8:00 p.m.
Feb. 19	*LSU	SECN+	2:00 p.m.
Feb. 23	*Alabama *	SECN+	7:00 p.m.
Feb. 26	*at Florida	ESPNU	12:00 p.m.

All Times Eastern; *SEC Game; 1-Junkanoo Jam (Freeport, Bahamas); 2-SEC/Big 12 Challenge.

MATTHEW MITCHELL
HEAD COACH

HOMETOWN: Louisville, Miss.
ALMA MATER: Mississippi State, 1995
CAREER RECORD: 249-118 (.678)
RECORD AT KENTUCKY: 219-89 (.711)

COACHING CAREER:

YEAR	SCHOOL	ALL	CONF.	POSTSEASON
2005-06	Morehead St.	16-13	11-9	
2006-07	Morehead St.	14-16	13-7	
2007-08	Kentucky	17-16	8-6	WNIT Quarterfinals
2008-09	Kentucky	16-16	5-9	WNIT Second Round
2009-10	Kentucky	28-8	11-5	NCAA Elite Eight
2010-11	Kentucky	25-9	11-5	NCAA Second Round
2011-12	Kentucky	28-7	13-3	NCAA Elite Eight
2012-13	Kentucky	30-6	13-3	NCAA Elite Eight
2013-14	Kentucky	26-9	10-6	NCAA Sweet Sixteen
2014-15	Kentucky	24-10	10-6	NCAA Second Round
2015-16	Kentucky	25-8	10-6	NCAA Sweet Sixteen

STAFF

ASSOCIATE HEAD COACH:
Niya Butts (Tennessee, 2000)
ASSISTANTS:
Lin Dunn (UT Martin, 1969)
Kyra Elzy (Tennessee, 1999)
ASST. AD/BASKETBALL OPS.: Amy Tilley (Kentucky, 2007)

MEDIA RELATIONS

BASKETBALL SID: Evan Crane
OFFICE PHONE: (859) 257-8431
E-MAIL: wesley.crane@uky.edu
PRESS ROW PHONE: (859) 323-5900
ATHLETICS WEBSITE: www.UKathletics.com

SOCIAL MEDIA

TWITTER: @KentuckyWBB
SNAPCHAT: KentuckyWBB
INSTAGRAM: @KentuckyWBB
FACEBOOK: KentuckyWBB

TEAM ROSTER

No	Name	Pos.	Ht.	Cl.	Hometown
0	Lashae Halsel	G	6-0	So.	Bowling Green, Ky.
4	Maci Morris	G	6-0	So.	Pineville, Ky.
11	Rachel Potter	G	5-11	Jr.	Pikeville, Ky.
13	Evelyn Akhator	F/C	6-3	Sr.	Lagos, Nigeria
15	Jessica Hardin	G	5-8	Jr.	Monticello, Ky.
20	Paige Poffenberger	G	5-8	Fr.	Morgantown, W.V.
21	Ogechi Anyagaligbo	F	6-1	So.	Miami, Fla.
22	Makenzie Cann	G	6-1	Jr.	Lawrenceberg, Ky.
24	Taylor Murray	PG	5-6	Fr.	Odenton, Md.
25	Makayla Epps	G	5-10	Sr.	Lebanon, Ky.
32	Jaida Roper	PG	5-6	Fr.	Memphis, Tenn.
45	Alyssa Rice	C	6-3	So.	Reynoldsburg, Ohio

QUICK FACTS

LOCATION: Lexington, Ky.
FOUNDED: 1865
ENROLLMENT: 30,000
PRESIDENT: Dr. Eli Capilouto (Alabama, 1971)
FACULTY REPRESENTATIVE: Joseph Fink III (Philadelphia College of Pharmacy and Science, 1970)
ATHLETIC DIRECTOR: Mitch Barnhart (Ottawa University, 1981)
SWA: Sandy Bell (George Peabody College, 1970)
NICKNAME: Wildcats
COLORS: Blue & White
ARENA: Memorial Coliseum (8,000)
ALL-TIME RECORD IN ARENA (YEARS): 414-150 (41)

TEAM INFORMATION

2015-16 OVERALL RECORD (FINISH): 25-8, 10-6 (t4th)
LETTERWINNERS RETURNING/LOST: 5/4
STARTERS RETURNING/LOST: 3/2

TEAM HISTORY

ALL-TIME RECORD: 761-504 (.601/42 years)
***SEC RECORD:** 188-237 (.442)
SEC TOURNAMENT RECORD: 33-38 (.464)
SEC CHAMPIONSHIPS: 2 ('82, 2012)
SEC TOURNAMENT CHAMPIONSHIPS: 1 ('82)
NCAA TOURNAMENT APPEARANCES: 13 ('82, '83, '86, '91, '99, 2006, '10, '11, '12, '13, '14, '15, '16)
NCAA TOURNAMENT RECORD: 19-13 (.593)
NWIT APPEARANCES: 2 ('78, '90)
NWIT RECORD: 5-1 (.833)
WNIT APPEARANCES: 4 (2005, '07, '08, '09)
WNIT RECORD: 8-4 (.667)

*Regular-season games only, 1983-2016

SCHEDULE

Date	Opponent	TV	Time
Nov. 11	1-Miami	SECN+	7:00 p.m.
Nov. 12	1-Albany	SECN+	7:00 p.m.
Nov. 17	New Hampshire	SECN+	11:00 a.m.
Nov. 19	at Colorado		TBD
Nov. 23	Morehead State	SECN+	7:00 p.m.
Nov. 27	Samford	SECN+	2:00 p.m.
Dec. 1	2-Oklahoma	SEC Network	7:00 p.m.
Dec. 4	at Louisville		2:00 p.m.
Dec. 9	Middle Tennessee State	SECN+	7:00 p.m.
Dec. 11	^Arizona State	SEC Network	1:00 p.m.
Dec. 18	Radford	SECN+	2:00 p.m.
Dec. 21	Washington State	SECN+	12:00 p.m.
Dec. 29	at Duke		7:00 p.m.
Jan. 1	*at Tennessee	ESPN2	4:00 p.m.
Jan. 5	*Missouri	SEC Network	7:00 p.m.
Jan. 8	*Texas A&M	SEC Network	2:00 p.m.
Jan. 12	*at Alabama	SECN+	8:00 p.m.
Jan. 15	*Georgia	SEC Network	3:00 p.m.
Jan. 19	*at LSU	SECN+	8:00 p.m.
Jan. 22	*at Auburn	SEC Network	3:00 p.m.
Jan. 26	*Ole Miss	SECN+	7:00 p.m.
Jan. 30	*at Missouri	SEC Network	7:00 p.m.
Feb. 2	*South Carolina	SEC Network	7:00 p.m.
Feb. 5	*Vanderbilt	SEC Network	12:00 p.m.
Feb. 9	*at Georgia	SECN+	7:00 p.m.
Feb. 16	*at Arkansas	SECN+	8:00 p.m.
Feb. 19	*Florida	SEC Network	1:00 p.m.
Feb. 23	*Mississippi State	SECN+	7:00 p.m.
Feb. 26	*at South Carolina	ESPNU/ESPN2	2:00/5:00 p.m.

All Times Eastern; *SEC Game; ^at Rupp Arena; 1-Kentucky Classic (Lexington, Ky.); 2-SEC/Big 12 Challenge.

NIKKI FARGAS
HEAD COACH

HOMETOWN: Oak Ridge, Tenn.
ALMA MATER: Tennessee, 1994
CAREER RECORD: 165-97 (.630)
RECORD AT LSU: 93-71 (.567)

COACHING CAREER:

YEAR	SCHOOL	ALLCONF.	POSTSEASON	
2008-09	UCLA	19-12	9-9	
2009-10	UCLA	25-9	15-3	NCAA Second Round
2010-11	UCLA	28-5	16-2	NCAA Second Round
2011-12	LSU	23-11	10-6	NCAA Second Round
2012-13	LSU	22-12	10-6	NCAA Sweet 16
2013-14	LSU	21-13	7-9	NCAA Sweet 16
2014-15	LSU	17-14	10-6	NCAA First Round
2015-16	LSU	10-21	3-13	

STAFF

ASSISTANTS:
Tasha Butts (Tennessee, 2004)
Mickie DeMoss (Louisiana Tech, 1977)
Charlene Thomas-Swinson (Auburn, 1992)
DIRECTOR OF BASKETBALL OPS.: Shaeeta Williams (Duke, 1998)

MEDIA RELATIONS

BASKETBALL SID: Jennifer Rodrigues
OFFICE PHONE: (225) 578-1869
E-MAIL: jrodrigues@lsu.edu
PRESS ROW PHONE: (225) 578-8226
ATHLETICS WEBSITE: www.LSUSports.net

SOCIAL MEDIA

TWITTER: @LSUwbkb
INSTAGRAM: LSUwbkb
FACEBOOK: LSUwbkb

TEAM ROSTER

No	Name	Pos.	Ht.	Cl.	Hometown
0	Chloe Jackson	G	5-9	R-So.	Upper Marlboro, Md.
1	Jenna Deemer	G	5-7	Jr.	New Orleans, La.
2	Shanice Norton	G	5-8	So.	London, England
5	Ayana Mitchell	F	6-2	R-Fr.	Conyers, Ga.
10	Jasmine Rhodes	G	5-10	Sr.	Mobile, Ala.
11	Raigyne Moncrief	G	5-10	R-Jr.	Fort Lauderdale, Fla.
13	Rina Hill	G	5-7	Sr.	Nagoya-Shi, Japan
15	Yasmine Bidikuindila	F/C	6-6	Fr.	Montreal, Quebec, Canada
20	Alexis Hyder	F	5-11	R-Sr.	Austin, Texas
30	Jaelyn Richard Harris	G	5-4	Fr.	Houston, Texas
35	Stephanie Self	G	5-11	Fr.	Lafayette, La.
40	Faustine Aifuwa	C	6-5	Fr.	Dacula, Ga.
44	Tatum Neubert	F	6-2	R-So.	Elizabeth, Colo.

QUICK FACTS

LOCATION: Baton Rouge, La.
FOUNDED: 1860
ENROLLMENT: 31,527
PRESIDENT/CHANCELLOR: Dr. F. King Alexander (St. Lawrence, 1987)
FACULTY REPRESENTATIVE: Dr. Bill DeMastes (Georgia, 1979)
ATHLETIC DIRECTOR: Joe Alleva (Lehigh, 1975)
SWA: Miriam Segar (LSU, 1997)
NICKNAME: Lady Tigers
COLORS: Purple & Gold
ARENA: Pete Maravich Assembly Center (13,215)
ALL-TIME RECORD IN ARENA (YEARS): 459-130 (41)

TEAM INFORMATION

2015-16 OVERALL RECORD (FINISH): 10-21, 3-13 (13th)
LETTERMEN RETURNING/LOST: 6/4
STARTERS RETURNING/LOST: 3/2

TEAM HISTORY

ALL-TIME RECORD: 867-429 (.669/41 years)
***SEC RECORD:** 250-176 (.589)
SEC TOURNAMENT RECORD: 35-36 (.493)
SEC CHAMPIONSHIPS: 3 (2005, '06, '08)
SEC TOURNAMENT CHAMPIONSHIPS: 2 ('91, '03)
NCAA TOURNAMENT APPEARANCES: 24 ('84, '86, '87, '88, '89, '90, '91, '97, '99, 2000, '01, '02, '03, '04, '05, '06, '07, '08, '09, '10, '12, '13, '14, '15)
NCAA TOURNAMENT RECORD: 43-24 (.641)
NWIT APPEARANCES: 2 ('85, '96)
NWIT RECORD: 5-1 (.833)
WNIT APPEARANCES: 1 ('98)
WNIT RECORD: 2-1 (.667)

*Regular-season games only, 1983-2016

SCHEDULE

Date	Opponent	TV	Time
Nov. 11	at Louisiana Tech		6:30 p.m.
Nov. 13	Wake Forest	SECN+	6:00 p.m.
Nov. 16	Rice	SECN+	7:00 p.m.
Nov. 20	Connecticut	ESPN	4:30 p.m.
Nov. 24	1-UTEP		2:15 p.m.
Nov. 25	1-Kansas State		12:00 p.m.
Nov. 26	1-NC State		12:00 p.m.
Dec. 4	2-TCU	SEC Network	1:00 p.m.
Dec. 11	Tulane	SECN+	2:00 p.m.
Dec. 14	Sam Houston State	SECN+	11:00 a.m.
Dec. 18	3-North Carolina		2:00 p.m.
Dec. 21	Little Rock	SECN+	7:00 p.m.
Dec. 28	Alabama State	SECN+	6:00 p.m.
Jan. 1	*at Mississippi State	SEC Network	2:00 p.m.
Jan. 5	*Florida	SECN+	7:00 p.m.
Jan. 8	*at Arkansas	SECN+	2:00 p.m.
Jan. 12	*Missouri	SECN+	7:00 p.m.
Jan. 15	*South Carolina	SECN+	2:00 p.m.
Jan. 19	*Kentucky	SECN+	7:00 p.m.
Jan. 22	*at Texas A&M	SEC Network	4:00 p.m.
Jan. 29	*Arkansas	SEC Network	1:00 p.m.
Feb. 2	*at Tennessee	SECN+	6:00 p.m.
Feb. 5	*Alabama	SEC Network	3:00 p.m.
Feb. 9	*at Ole Miss	SECN+	6:00 p.m.
Feb. 13	*at Vanderbilt	SEC Network	6:00 p.m.
Feb. 16	*Texas A&M	SECN+	7:00 p.m.
Feb. 19	*at Georgia	SECN+	1:00 p.m.
Feb. 23	*at Auburn	SECN+	6:00 p.m.
Feb. 26	*Vanderbilt	SEC Network	12:00 p.m.

All Times Central; *SEC Game; 1-Paradise Jam (St. Thomas, V.I.); 2-SEC/Big 12 Challenge; 3-at Myrtle Beach, S.C.

MATT INSELL
HEAD COACH

HOMETOWN: Shelbyville, Tenn.
ALMA MATER: Middle Tennessee, 2007
CAREER RECORD: 41-54 (.432)
RECORD AT OLE MISS: 41-54 (.432)

COACHING CAREER:

YEAR	SCHOOL	ALL	CONF.	POSTSEASON
2013-14	Ole Miss	12-20	2-14	
2014-15	Ole Miss	19-14	7-9	WNIT Third Round
2015-16	Ole Miss	10-20	2-14	

STAFF

ASSISTANTS:
Brittany Hudson (Georgia State, 2008)
George Porcha (New Haven, 1998)
Alex Simmons (Tennessee, 2008)
DIRECTOR OF BASKETBALL OPS:
Eric White (Montevallo, 1996)

MEDIA RELATIONS

BASKETBALL SID: Jessica Poole
OFFICE PHONE: (662) 915-7896
E-MAIL: jepoole1@olemiss.edu
PRESS ROW PHONE: (662) 236-1931
ATHLETICS WEBSITE: www.OleMissSports.com

SOCIAL MEDIA

TWITTER: @OleMisssWBB
SNAPCHAT: OleMissWBB
INSTAGRAM: OleMissWBB
FACEBOOK: OleMissWomensBasketball

TEAM ROSTER

No	Name	Pos.	Ht.	Cl.	Hometown
1	Bree Glover	G	5-10	Fr.	Glasgow, Ky.
5	Erika Sisk	G	5-9	Sr.	Oxford, Miss.
10	Cecilia Muhate Pena	F/C	6-2	So.	Madrid, Spain
11	Shequila Joseph	F	6-3	Sr.	London, England
20	Madinah Muhammad	G	5-8	So.	Chicago, Ill.
21	Chrishae Rowe	G	5-10	Jr.	Riverside, Calif.
23	Shandricka Sessom	G	5-10	Jr.	Byhalia, Miss.
24	Bretta Hart	F	6-1	Sr.	Poplarville, Miss.
25	Alissa Alston	G	5-8	So.	New Haven, Conn.
32	Kate Rodgers	F	6-2	Fr.	Birmingham, Ala.
42	Shelby Gibson	F/C	6-3	Fr.	Murfreesboro, Tenn.
44	Torri Lewis	G	5-11	So.	Olive Branch, Miss.
50	Taylor Manuel	F	6-4	Gr.	St. Louis, Mo.

QUICK FACTS

LOCATION: Oxford, Miss.
FOUNDED: 1848
ENROLLMENT: 24,250
CHANCELLOR: Dr. Jeffrey Vitter (Notre Dame, 1977)
FACULTY REPRESENTATIVE: Dr. Ron Rychlak (Wabash College, 1980)
ATHLETIC DIRECTOR: Ross Bjork (Emporia State, 1995)
SWA: Lynnette Johnson (East Carolina, 1988)
NICKNAME: Rebels
COLORS: Cardinal Red & Navy Blue
ARENA: The Pavilion at Ole Miss (9,500)
ALL-TIME RECORD IN ARENA (YEARS): 1-6 (1)

TEAM INFORMATION

2015-16 OVERALL RECORD (FINISH): 10-20, 2-14 (14th)
LETTERMEN RETURNING/LOST: 8/3
STARTERS RETURNING/LOST: 4/5

TEAM HISTORY

ALL-TIME RECORD: 794-493 (.617/42 years)
***SEC RECORD:** 175-250 (.412)
SEC TOURNAMENT RECORD: 26-36 (.419)
SEC CHAMPIONSHIPS: 1 ('92)
SEC TOURNAMENT CHAMPIONSHIPS: 0
NCAA TOURNAMENT APPEARANCES: 17 ('82, '83, '84, '85, '86, '87, '88, '89, '90, '91, '92, '94, '95, '96, 2004, '05, '07)
NCAA TOURNAMENT RECORD: 18-17 (.514)
NWIT APPEARANCES: 0
NWIT RECORD: 0-0 (.000)
WNIT APPEARANCES: 6 ('99, 2001, '06, '09, '10, '15)
WNIT RECORD: 4-6 (.400)

*Regular-season games only, 1983-2016

SCHEDULE

Date	Opponent	TV	Time
Nov. 11	Southeastern Louisiana	SECN+	2:30 p.m.
Nov. 13	Lipscomb	SECN+	5:00 p.m.
Nov. 17	Jacksonville State	SECN+	6:00 p.m.
Nov. 20	High Point	SECN+	2:00 p.m.
Nov. 26	1-Wisconsin		1:00 p.m.
Nov. 27	1-UNLV/Tennessee State		TBA
Dec. 1	Jackson State	SECN+	11:00 a.m.
Dec. 4	2-at West Virginia		3:00 p.m.
Dec. 10	Louisiana-Monroe	SECN+	1:00 p.m.
Dec. 14	Oregon	SECN+	6:00 p.m.
Dec. 17	VCU	SECN+	1:00 p.m.
Dec. 20	Austin Peay	SECN+	12:00 p.m.
Dec. 28	Mississippi Valley State	SECN+	6:00 p.m.
Jan. 1	*Arkansas	SEC Network	4:00 p.m.
Jan. 5	*at Alabama	SECN+	7:00 p.m.
Jan. 8	*at Auburn	SEC Network	3:00 p.m.
Jan. 12	*Tennessee	SECN+	6:00 p.m.
Jan. 16	*at Mississippi State	SEC Network	6:00 p.m.
Jan. 19	*at South Carolina	SEC Network	6:00 p.m.
Jan. 22	*Alabama	SECN+	2:00 p.m.
Jan. 26	*at Kentucky	SECN+	6:00 p.m.
Jan. 29	*Georgia	SECN+	2:00 p.m.
Feb. 6	*at Florida	SEC Network	6:00 p.m.
Feb. 9	*LSU	SECN+	6:00 p.m.
Feb. 12	*Mississippi State	SEC Network	3:00 p.m.
Feb. 16	*Auburn	SEC Network	8:00 p.m.
Feb. 19	*at Vanderbilt	SECN+	2:00 p.m.
Feb. 23	*at Missouri	SECN+	7:00 p.m.
Feb. 26	*Texas A&M	SEC Network	4:00 p.m.

All Times Central; *SEC Game; 1-UNLV Thanksgiving Tournament (Las Vegas, Nev.); 2-SEC/Big 12 Challenge

VIC SCHAEFER
HEAD COACH

HOMETOWN: Houston, Texas
ALMA MATER: Texas A&M, 1984
CAREER RECORD: 170-156 (.521)
RECORD AT MISSISSIPPI STATE: 90-46 (.662)

COACHING CAREER:

YEAR	SCHOOL	ALL	CONF.	POSTSEASON
1990-91	Sam Houston St.	11-16	5-9	
1991-92	Sam Houston St.	9-18	5-13	
1992-93	Sam Houston St.	6-20	3-15	
1993-94	Sam Houston St.	10-17	4-14	
1994-95	Sam Houston St.	13-14	10-8	
1995-96	Sam Houston St.	18-10	13-5	
1996-97	Sam Houston St.	13-15	8-8	
2012-13	Mississippi State	13-17	5-11	
2013-14	Mississippi State	22-14	5-11	WNIT Quarterfinals
2014-15	Mississippi State	27-7	11-5	NCAA Second Round
2015-16	Mississippi State	28-8	11-5	NCAA Sweet Sixteen

STAFF

ASSOCIATE HEAD COACH:
Johnnie Harris (Arkansas Baptist, 1996)
ASSISTANTS:
Dionnah Jackson-Durrett (Oklahoma, 2005)
Carly Thibault (Monmouth, 2013)
DIRECTOR OF BASKETBALL OPS:
Maryann Baker (Texas A&M, 2011)

MEDIA RELATIONS

BASKETBALL SID: Brock Turnipseed
OFFICE PHONE: (662) 325-7556
E-MAIL: bturnipseed@athletics.msstate.edu
PRESS ROW PHONE: (662) 325-3776
ATHLETICS WEBSITE: www.HailState.com

SOCIAL MEDIA

TWITTER: @hailstateWBK
SNAPCHAT: hailstatesnap
INSTAGRAM: HailStateWBK
FACEBOOK: hailstateWBK

TEAM ROSTER

No	Name	Pos.	Ht.	Cl.	Hometown
00	Dominique Dillingham	G	5-9	Sr.	Spring, Texas
1	Blair Schaefer	G	5-7	Jr.	Starkville, Miss.
2	Morgan William	G	5-5	Jr.	Birmingham, Ala.
3	Breanna Richardson	F	6-1	Sr.	Conyers, Ga.
4	Ameshya Williams	F	6-2	Fr.	Gulfport, Miss.
10	Jazzmun Holmes	G	5-8	So.	Gulfport, Miss.
11	Roshunda Johnson	G	5-7	R-Jr.	Little Rock, Ark.
12	Jacaira Allen	G	5-10	Fr.	Pompano Beach, Fla.
13	Ketara Chapel	F	6-1	Sr.	Temple, Texas
15	Teaira McCowan	C	6-7	So.	Brenham, Texas
25	Zion Campbell	C	6-3	R-Fr.	Washington, D.C.
35	Victoria Vivians	G	6-1	Jr.	Carthage, Miss.
45	Chinwe Okorie	C	6-5	Sr.	Lagos, Nigeria

QUICK FACTS

LOCATION: Starkville, Miss.
FOUNDED: 1878
ENROLLMENT: 21,622
PRESIDENT: Dr. Mark Keenum (Mississippi State, 1984)
FACULTY REPRESENTATIVE: Dr. Steven C. Turner (Virginia Tech, 1986)
ATHLETIC DIRECTOR: TBD
SWA: Ann Carr (Mississippi State, 1990)
NICKNAME: Bulldogs
COLORS: Maroon & White
ARENA: Humphrey Coliseum (10,500)
ALL-TIME RECORD IN ARENA (YEARS): 370-194 (41)

TEAM INFORMATION

2015-16 OVERALL RECORD (FINISH): 28-8, 11-5 (T2nd)
LETTERWINNERS RETURNING/LOST: 9/2
STARTERS RETURNING/LOST: 5/0

TEAM HISTORY

ALL-TIME RECORD: 619-604 (.506/42 years)
***SEC RECORD:** 144-281 (.325)
SEC TOURNAMENT RECORD: 17-37 (.315)
SEC CHAMPIONSHIPS: 0
SEC TOURNAMENT CHAMPIONSHIPS: 0
NCAA TOURNAMENT APPEARANCES: 8 ('99, 2000, '02, '03, '09, '10, '15, '16)
NCAA TOURNAMENT RECORD: 9-8 (.529)
NWIT APPEARANCES: 1 ('88)
NWIT RECORD: 1-2 (.333)
WNIT APPEARANCES: 6 ('98, 2001, '05, '07, '08, '14)
WNIT RECORD: 6-6 (.500)

*Regular-season games only, 1983-2016

SCHEDULE

Date	Opponent	TV	Time
Nov. 11	1-Villanova		6:30 p.m.
Nov. 12	1-Maine/Purdue		1:00/3:30 p.m.
Nov. 16	2-Tulane		7:00 p.m.
Nov. 20	Texas	SEC Network	5:00 p.m.
Nov. 25	3-Oregon		8:00 p.m.
Nov. 26	3-San Jose State		8:00 p.m.
Nov. 27	3-at Hawaii		9:30 p.m.
Dec. 3	4-at Iowa State	Fox Sports Net	1:30 p.m.
Dec. 10	at Southern Miss		4:00 p.m.
Dec. 13	at Little Rock		6:30 p.m.
Dec. 16	5-SMU		10:00 p.m.
Dec. 18	5-Grambling/USC		1:00/3:00 p.m.
Dec. 20	Alabama State		7:00 p.m.
Dec. 28	Northwestern State		7:00 p.m.
Jan. 1	*LSU	SEC Network	2:00 p.m.
Jan. 5	*at Arkansas	SECN+	7:00 p.m.
Jan. 8	*at Tennessee	SECN+	1:00 p.m.
Jan. 12	*Florida	SEC Network	8:00 p.m.
Jan. 16	*Ole Miss	SEC Network	6:00 p.m.
Jan. 19	*at Alabama		7:00 p.m.
Jan. 23	*at South Carolina	ESPN2	6:00 p.m.
Jan. 29	*Texas A&M	SEC Network	3:00 p.m.
Feb. 2	*at Auburn	SEC Network	8:00 p.m.
Feb. 5	*Missouri	ESPNU	1:30 p.m.
Feb. 9	*Vanderbilt	SEC Network	8:00 p.m.
Feb. 12	*at Ole Miss	SEC Network	3:00 p.m.
Feb. 16	*Georgia	SECN+	7:00 p.m.
Feb. 19	*at Texas A&M	SEC Network	4:00 p.m.
Feb. 23	*at Kentucky	SECN+	6:00 p.m.
Feb. 26	*Tennessee	ESPNU/ESPN2	1:00/4:00 p.m.

All Times Central; *SEC Game; 1-Maine Tipoff Tournament (Orono, Maine); 2-at Biloxi, Miss.; 3-Waikiki Beach Marriott Tournament (Honolulu, Hawaii); 4-SEC/Big 12 Challenge; 5-Women of Troy Classic (Los Angeles, Calif.).

ROBIN PINGETON
HEAD COACH

HOMETOWN: Atkins, Iowa
ALMA MATER: St. Ambrose, 1990
CAREER RECORD: 436-246 (.639)
RECORD AT MISSOURI: 101-89 (.532)

COACHING CAREER:

YEAR	SCHOOL	ALL	CONF.	POSTSEASON
1992-93	St. Ambrose	22-8	11-1	
1993-94	St. Ambrose	25-7	10-2	NAIA
1994-95	St. Ambrose	19-11	N/A	
1995-96	St. Ambrose	29-6	14-0	NAIA
1996-97	St. Ambrose	27-7	10-2	NAIA
1997-98	St. Ambrose	20-15	8-4	
1998-99	St. Ambrose	19-15	8-2	NAIA
1999-2000	St. Ambrose	30-7	11-1	NAIA
2003-04	Illinois St.	16-13	9-9	
2004-05	Illinois St.	13-18	7-11	NCAA First Round
2005-06	Illinois St.	12-16	7-11	
2006-07	Illinois St.	22-11	13-5	WNIT Second Round
2007-08	Illinois St.	26-7	13-5	NCAA First Round
2008-09	Illinois St.	27-8	15-3	WNIT Semifinals
2009-10	Illinois St.	28-8	16-2	WNIT Semifinals
2010-11	Missouri	13-18	5-11	
2011-12	Missouri	13-18	2-16	
2012-13	Missouri	17-15	6-10	WNIT First Round
2013-14	Missouri	17-14	6-10	WNIT First Round
2014-15	Missouri	19-14	7-9	WNIT Third Round
2015-16	Missouri	22-10	8-8	NCAA Second Round

STAFF

ASSISTANTS:
Ashleen Bracy (Illinois State, 2010)
RaeShara Brown (Missouri, 2011)
Jenny Putnam (St. Ambrose, 2001)
DIRECTOR OF BASKETBALL OPS:
Heather Buechter (Illinois State, 2008)

MEDIA RELATIONS

BASKETBALL SID: R.J. Layton
OFFICE PHONE: (573) 882-7826
E-MAIL: laytonr@missouri.edu
PRESS ROW PHONE: (573) 882-1442
ATHLETICS WEBSITE: www.MUTigers.com

SOCIAL MEDIA

TWITTER: @MizzouWBB
SNAPCHAT: MizzouWBB
INSTAGRAM: MizzouWBB
FACEBOOK: MizzouWBB

TEAM ROSTER

No	Name	Pos.	Ht.	Cl.	Hometown
1	Lianna Doty	G	5-7	R-Sr.	St. Louis, Mo.
2	Jordan Roundtree	G	5-9	Fr.	St. Louis, Mo.
3	Sophie Cunningham	G	6-1	So.	Columbia, Mo.
4	Bri Porter	F	6-3	Jr.	Columbia, Mo.
10	Jordan Chavis	G	5-7	Fr.	Lexington, N.C.
11	Lindsey Cunningham	G	6-0	R-Sr.	Columbia, Mo.
13	Hannah Schuchts	F	6-2	R-Fr.	Tallahassee, Fla.
20	Kayla McDowell	F	6-2	R-Jr.	Cincinnati, Ohio
21	Cierra Porter	F	6-4	So.	Columbia, Mo.
22	Jordan Frericks	F	6-1	Sr.	Quincy, Ill.
23	Amber Smith	G	5-11	Fr.	Shreveport, La.
24	Sierra Michaelis	G	5-10	Jr.	Mercer, Mo.

QUICK FACTS

LOCATION: Columbia, Mo.
FOUNDED: 1839
ENROLLMENT: 35,445
NICKNAME: Tigers
COLORS: Black & Old Gold
CHANCELLOR (INTERIM): Hank Foley (Providence, 1977)
FACULTY ATHLETIC REP.: Christina Wells (Kansas, 1985)
ATHLETICS DIRECTOR: Jim Sterk (Western Washington, 1980)
EXEC. ASSOCIATE AD/SWA: Sarah Reesman (Missouri, 1986)
ARENA (CAPACITY): Mizzou Arena (15,061)
ALL-TIME RECORD IN ARENA (YEARS): 122-70 (12)

TEAM INFORMATION

2015-16 OVERALL RECORD (FINISH): 22-10, 8-8 (t7th)
LETTERWINNERS RETURNING/LOST: 8/5
STARTERS RETURNING/LOST: 5/0

TEAM HISTORY

ALL-TIME RECORD: 715-535 (.572/41 years)
***SEC RECORD:** 27-37 (.422)
SEC TOURNAMENT RECORD: 0-3 (.000)
SEC CHAMPIONSHIPS: 0
SEC TOURNAMENT CHAMPIONSHIPS: 0
NCAA TOURNAMENT RECORD: 5-10 (.333)
NWIT APPEARANCES: 0
NWIT RECORD: 0-0 (.000)
WNIT APPEARANCES: 7 (2000, '02, '03, '07, '13, '14, '15)
WNIT RECORD: 5-7 (.417)

*Regular-season games only, 2013-2016

SCHEDULE

Date	Opponent	TV	Time
Nov. 11	1-Abilene Christian	SECN+	7:00 p.m.
Nov. 22	Indiana State	SECN+	7:00 p.m.
Nov. 25	2-Creighton		2:15 p.m.
Nov. 26	2-Dayton/Georgia Tech		TBD
Nov. 29	Western Illinois	SECN+	7:00 p.m.
Dec. 2	Missouri State	SECN+	7:00 p.m.
Dec. 4	at IUPUI		1:00 p.m.
Dec. 7	SIUE	SECN+	7:00 p.m.
Dec. 9	Wichita State	SECN+	7:00 p.m.
Dec. 17	UT Martin	SECN+	TBD
Dec. 19	UC Riverside	SECN+	7:00 p.m.
Dec. 21	at Saint Louis		TBD
Jan. 1	*Georgia	SEC Network	12:00 p.m.
Jan. 5	*at Kentucky	SEC Network	6:00 p.m.
Jan. 8	*Alabama	SECN+	2:00 p.m.
Jan. 12	*at LSU	SECN+	7:00 p.m.
Jan. 15	*at Vanderbilt	SECN+	2:00 p.m.
Jan. 19	*Texas A&M	SEC Network	8:00 p.m.
Jan. 23	*at Arkansas	SECN+	6:00 p.m.
Jan. 26	*Auburn	SECN+	7:00 p.m.
Jan. 30	*Kentucky	SECN+	6:00 p.m.
Feb. 5	*at Mississippi State	ESPNU	1:30 p.m.
Feb. 9	*at Tennessee	SEC Network	6:00 p.m.
Feb. 12	*Arkansas	SEC Network	5:00 p.m.
Feb. 16	*at Florida	SECN+	6:00 p.m.
Feb. 19	*South Carolina	ESPN2	2:00 p.m.
Feb. 23	*Ole Miss	SECN+	7:00 p.m.
Feb. 26	*at Alabama	SECN+	2:00 p.m.

All Times Central; *SEC Game; 1-Preseason WNIT (Campus Sites); 2-Junkanoo Jam (Freeport, Bahamas).

DAWN STALEY
HEAD COACH

HOMETOWN: Philadelphia, Pa.
ALMA MATER: Virginia, 1992
CAREER RECORD: 360-156 (.698)
RECORD AT SOUTH CAROLINA: 188-76 (.712)

COACHING CAREER:

YEAR	SCHOOL	ALL	CONF.	POSTSEASON
2000-01	Temple	19-11	11-5	WNIT First Round
2001-02	Temple	20-11	12-4	NCAA First Round
2002-03	Temple	14-15	9-7	
2003-04	Temple	21-10	14-2	NCAA First Round
2004-05	Temple	28-4	16-0	NCAA Second Round
2005-06	Temple	24-8	12-4	NCAA First Round
2006-07	Temple	25-8	13-1	NCAA Second Round
2007-08	Temple	21-13	12-2	NCAA First Round
2008-09	South Carolina	10-18	2-12	
2009-10	South Carolina	14-15	7-9	
2010-11	South Carolina	18-15	8-8	WNIT Second Round
2011-12	South Carolina	25-10	10-6	NCAA Sweet 16
2012-13	South Carolina	25-8	11-5	NCAA Second Round
2013-14	South Carolina	29-5	14-2	NCAA Sweet 16
2014-15	South Carolina	34-3	15-1	NCAA Final Four
2015-16	South Carolina	33-2	16-0	NCAA Sweet 16

STAFF

ASSOCIATE HEAD COACH:
Lisa Boyer (Ithaca, 1972)
ASSISTANTS:
Fred Chmiel (Excelsior, 2001)
Nikki McCray-Penson (Tennessee, 1995)
DIRECTOR OF BASKETBALL OPS:
Cynthia Jordan (Temple, 2004)

MEDIA RELATIONS

BASKETBALL SID: Diana Koval
OFFICE PHONE: (803) 777-7977
E-MAIL: dkoval@mailbox.sc.edu
PRESS ROW PHONE: (803) 777-6182
ATHLETICS WEBSITE: www.GamecocksOnline.com

SOCIAL MEDIA

TWITTER: @GamecockWBB
INSTAGRAM: GamecockWBB
FACEBOOK: GamecockWBB

TEAM ROSTER

No	Name	Pos.	Ht.	Cl.	Hometown
0	Victoria Patrick	G	5-8	Fr.	Orlando, Fla.
1	Bianca Cuevas-Moore	G	5-6	Jr.	Bronx, N.Y.
3	Kaela Davis	G	6-2	Jr.	Suwanee, Ga.
4	Doniyah Cliney	G	6-0	So.	Newark, N.J.
10	Allisha Gray	G	6-0	Jr.	Sandersville, Ga.
12	Araion Bradshaw	G	5-6	Fr.	Hyde Park, Mass.
15	Tiffany Davis	G	5-7	Sr.	Houston, Texas
21	Mikiah Herbert Harrigan	F	6-2	Fr.	Pembroke Pines, Fla.
22	A'ja Wilson	F	6-5	Jr.	Hopkins, S.C.
41	Alaina Coates	C	6-4	Sr.	Irmo, S.C.
44	India Farmer	F	6-0	Sr.	North Myrtle Beach, S.C.
52	Tyasha Harris	G	5-10	Fr.	Noblesville, Ill.

QUICK FACTS

LOCATION: Columbia, S.C.
FOUNDED: 1801
ENROLLMENT: 33,724
PRESIDENT: Dr. Harris Pastides (Albany, 1975)
FACULTY ATHLETIC REP.: Dr. Valinda Littlefield (NC Central, 1987)
ATHLETICS DIRECTOR: Ray Tanner (N.C. State, 1980)
SWA: Judy Van Horn (Central Michigan, 1981)
NICKNAME: Gamecocks
COLORS: Garnet & Black
ARENA (CAPACITY): Colonial Life Arena (18,000)
ALL-TIME RECORD IN ARENA (YEARS): 165-59 (14)

TEAM INFORMATION

2015-16 OVERALL RECORD (FINISH): 33-2 16-0 (Champion)
LETTERMEN RETURNING/LOST: 6/8
STARTERS RETURNING/LOST: 2/3

TEAM HISTORY

ALL-TIME RECORD: 768-505 (.603/42 years)
***SEC RECORD:** 147-200 (.424)
SEC TOURNAMENT RECORD: 14-23 (.378)
SEC CHAMPIONSHIPS: 3 (2014, '15, '16)
SEC TOURNAMENT CHAMPIONSHIPS: 2 (2015, '16)
NCAA TOURNAMENT APPEARANCES: 13 ('82, '86, '88, '89, '90, '91, 2002, '03, '12, '13, '14, '15, '16)
NCAA TOURNAMENT RECORD: 19-13 (.594)
NWIT APPEARANCES: 1 ('79)
NWIT RECORD: 3-0 (1.000)
WNIT APPEARANCES: 4 (2006, '07, '08, '11)
WNIT RECORD: 3-4 (.429)

*Regular-season games only, 1992-2016

SCHEDULE

Date	Opponent	TV	Time
Nov. 14	at Ohio State		6:00 p.m.
Nov. 20	1-Hampton		3:00 p.m.
Nov. 21	1-Maine		7:00 p.m.
Nov. 22	1-Saint Peter's		7:00 p.m.
Nov. 27	2-Louisville	ESPN2	1:00 p.m.
Dec. 1	3-at Texas	ESPN2	7:00 p.m.
Dec. 4	at Duke		2:00 p.m.
Dec. 11	Minnesota	SEC Network	3:00 p.m.
Dec. 15	Clemson	SEC Network	7:00 p.m.
Dec. 18	UCLA	ESPN2	2:00 p.m.
Dec. 21	at Savannah State		6:00 p.m.
Jan. 1	*Alabama	ESPN2	2:00 p.m.
Jan. 5	*at Auburn	SECN+	7:00 p.m.
Jan. 8	*at Florida	ESPNU	12:00 p.m.
Jan. 12	*Georgia	SEC Network	7:00 p.m.
Jan. 15	*at LSU	SECN+	3:00 p.m.
Jan. 19	*Ole Miss	SEC Network	7:00 p.m.
Jan. 23	*Mississippi State	ESPN2	7:00 p.m.
Jan. 26	*at Georgia	SEC Network	7:00 p.m.
Jan. 30	*Tennessee	ESPN2	6:00 p.m.
Feb. 2	*at Kentucky	SEC Network	7:00 p.m.
Feb. 5	*at Arkansas	ESPN2	2:00 p.m.
Feb. 9	*Auburn	SECN+	7:00 p.m.
Feb. 13	at Connecticut	ESPN2	9:00 p.m.
Feb. 16	*Vanderbilt	SEC Network	7:00 p.m.
Feb. 19	*at Missouri	ESPN2	3:00 p.m.
Feb. 23	*at Texas A&M	SEC Network	9:00 p.m.
Feb. 26	*Kentucky	ESPNU/2	2:00/5:00 p.m.

All Times Eastern; *SEC Game; 1-Basketball Hall of Fame Women's Challenge (Columbia, S.C.); 2-Basketball Hall of Fame Women's Challenge (Springfield, Mass.); 3-SEC/Big 12 Challenge.

HOLLY WARLICK
HEAD COACH

HOMETOWN: Knoxville, Tenn.
ALMA MATER: Tennessee, 1981
CAREER RECORD: 108-34 (.761)
RECORD AT TENNESSEE: 108-34 (.761)

COACHING CAREER:

YEAR	SCHOOL	ALL	CONF.	POSTSEASON
2012-13	Tennessee	27-8	14-2	NCAA Elite Eight
2013-14	Tennessee	29-6	13-3	NCAA Sweet 16
2014-15	Tennessee	30-6	15-1	NCAA Elite Eight
2015-16	Tennessee	22-14	8-8	NCAA Elite Eight

STAFF

ASSISTANTS:
Jolette Law (Iowa, 1990)
Dean Lockwood (Spring Arbor College, 1982)
Sharrona Reaves (Alabama, 1995)
DIRECTOR OF BASKETBALL OPS.:
Michael Beaumont (Central Arkansas, 2000)

MEDIA RELATIONS

BASKETBALL SID: Eric Trainer
OFFICE PHONE: (865) 974-8173
E-MAIL: etrainer@utk.edu
PRESS ROW PHONE: (865) 974-0110
ATHLETICS WEBSITE: www.UTSports.com

SOCIAL MEDIA

TWITTER: @LadyVol_Hoops
SNAPCHAT: LadyVolHoops
INSTAGRAM: LadyVol_Hoops
FACEBOOK: BallWithTheLadyVols

TEAM ROSTER

No	Name	Pos.	Ht.	Cl.	Hometown
0	Jordan Reynolds	G	5-11	Sr.	Portland, Ore.
2	Te'a Cooper	PG	5-8	So.	Powder Springs, Ga.
4	Schaquilla Nunn	F	6-3	R-Sr.	Fayetteville, Ga.
5	Kamera Harris	C	6-3	Fr.	Hampton, Ga.
10	Meme Jackson	G/F	5-11	So.	Murfreesboro, Tenn.
11	Diamond DeShields	G	6-1	R-Jr.	Norcross, Ga.
13	Kortney Dunbar	F	6-2	Jr.	Edwardsville, Ill.
15	Cheridene Green	F	6-3	Jr.	London, England
21	Mercedes Russell	C	6-6	R-Jr.	Springfield, Ore.
31	Jaime Nared	G/F	6-2	Jr.	Portland, Ore.
33	Alexa Middleton	G	5-9	Jr.	Murfreesboro, Tenn.

QUICK FACTS

LOCATION: Knoxville, Tenn.
FOUNDED: 1794
ENROLLMENT: 28,052
CHANCELLOR: Dr. Jimmy Cheek (Texas A&M, 1969)
FACULTY REPRESENTATIVE: Dr. Donald Bruce (Drew, 1994)
ATHLETIC DIRECTOR: Dave Hart (Alabama, 1971)
SWA: Donna Thomas (Tennessee, 1988)
NICKNAME: Lady Volunteers
COLORS: Orange & White
ARENA: Thompson-Boling Arena/The Summitt (21,678)
ALL-TIME RECORD IN ARENA (YEARS): 415-32 (29)

TEAM INFORMATION

2015-16 OVERALL RECORD (FINISH): 22-14, 8-8 (t7th)
LETTERWINNERS RETURNING/LOST: 8/4
STARTERS RETURNING/LOST: 4/1

TEAM HISTORY

ALL-TIME RECORD: 1,299-300 (.812/71 years)
***SEC RECORD:** 367-58 (.864)
SEC TOURNAMENT RECORD: 77-20 (.794)
SEC CHAMPIONSHIPS: 18 ('80, '85, '90, '93, '94, '95, '98, '99, 2000, '01, '02, '03, '04, '07, '10, '11, '13, '15)
SEC TOURNAMENT CHAMPIONSHIPS: 17 ('80, '85, '88, '89, '92, '94, '96, '98, '99, 2000, '05, '06, '08, '10, '11, '12, '14)
NCAA TOURNAMENT APPEARANCES: 35 ('82, '83, '84, '85, '86, '87, '88, '89, '90, '91, '92, '93, '94, '95, '96, '97, '98, '99, 2000, '01, '02, '03, '04, '05, '06, '07, '08, '09, '10, '11, '12, '13, '14, '15, '16)
NCAA TOURNAMENT RECORD: 123-27 (.820)
NWIT APPEARANCES: 0
NWIT RECORD: 0-0 (.000)
WNIT APPEARANCES: 0
WNIT RECORD: 0-0 (.000)

*Regular-season games only, 1983-2016

SCHEDULE

Date	Opponent	TV	Time
Nov. 11	at James Madison	Madizone	7:00 p.m.
Nov. 13	Navy	SECN+	2:00 p.m.
Nov. 15	at ETSU	ESPN3	7:00 p.m.
Nov. 20	at Penn State	Big Ten Network	5:00 p.m.
Nov. 27	at Virginia Tech		2:00 p.m.
Nov. 30	Tennessee State	SECN+	7:00 p.m.
Dec. 4	1-Baylor	ESPN2	2:00 p.m.
Dec. 11	at Texas	Fox Sports 1	4:30 p.m.
Dec. 14	Appalachian State	SECN+	7:00 p.m.
Dec. 18	Stanford	SEC Network	3:00 p.m.
Dec. 21	Troy	SECN+	7:00 p.m.
Dec. 29	UNC-Wilmington	SECN+	7:00 p.m.
Jan. 1	*Kentucky	ESPN2	4:00 p.m.
Jan. 5	*at Vanderbilt	SEC Network	9:00 p.m.
Jan. 8	*Mississippi State	SECN+	2:00 p.m.
Jan. 12	*at Ole Miss	SECN+	7:00 p.m.
Jan. 16	Notre Dame	ESPN2	7:00 p.m.
Jan. 19	*at Auburn	SECN+	7:00 p.m.
Jan. 22	*Vanderbilt	ESPN2	5:00 p.m.
Jan. 26	*at Florida	SECN+	7:00 p.m.
Jan. 30	*at South Carolina	ESPN2	6:00 p.m.
Feb. 2	*LSU	SECN+	7:00 p.m.
Feb. 5	*at Georgia	ESPN	4:00 p.m.
Feb. 9	*Missouri	SEC Network	7:00 p.m.
Feb. 12	*Texas A&M	ESPNU	2:00 p.m.
Feb. 16	*at Alabama	SECN+	8:00 p.m.
Feb. 19	*Arkansas	SEC Network	3:00 p.m.
Feb. 23	*Florida	SEC Network	7:00 p.m.
Feb. 26	*at Mississippi State	ESPNU/ESPN2	2:00/5:00 p.m.

All Times Eastern; *SEC Game; 1-SEC/Big 12 Challenge

GARY BLAIR
HEAD COACH

HOMETOWN: Dallas, Texas
ALMA MATER: Texas Tech, 1972
CAREER RECORD: 717-292 (.711)
RECORD AT TEXAS A&M: 309-129 (.705)

COACHING CAREER:

YEAR	SCHOOL	ALL	CONF.	POSTSEASON
1985-86	S.F. Austin	16-12	7-3	
1986-87	S.F. Austin	25-6	9-1	NWIT Third Place
1987-88	S.F. Austin	29-5	13-1	NCAA Second Round
1988-89	S.F. Austin	30-4	13-1	NCAA Sweet 16
1989-90	S.F. Austin	28-3	14-0	NCAA Sweet 16
1990-91	S.F. Austin	26-5	14-0	NCAA Second Round
1991-92	S.F. Austin	28-3	17-1	NCAA Sweet 16
1992-93	S.F. Austin	28-5	17-1	NCAA Sweet 16
1993-94	Arkansas	15-14	3-8	
1994-95	Arkansas	23-7	7-4	NCAA Second Round
1995-96	Arkansas	21-13	3-8	NWIT Third Round
1996-97	Arkansas	18-10	5-7	
1997-98	Arkansas	22-11	7-7	NCAA Semifinals
1998-99	Arkansas	20-14	5-9	WNIT Champions
1999-00	Arkansas	17-15	4-10	WNIT Semifinals
2000-01	Arkansas	20-13	6-8	NCAA Second Round
2001-02	Arkansas	20-12	7-7	NCAA Second Round
2002-03	Arkansas	22-11	7-7	NCAA Second Round
2003-04	Texas A&M	9-19	2-14	
2004-05	Texas A&M	16-15	4-12	WNIT Quarterfinals
2005-06	Texas A&M	23-9	11-5	NCAA First Round
2006-07	Texas A&M	25-7	13-3	NCAA Second Round
2007-08	Texas A&M	29-8	11-5	NCAA Elite Eight
2008-09	Texas A&M	27-8	11-5	NCAA Sweet 16
2009-10	Texas A&M	26-8	10-6	NCAA Second Round
2010-11	Texas A&M	33-5	13-3	NCAA Champions
2011-12	Texas A&M	24-11	11-7	NCAA Sweet 16
2012-13	Texas A&M	25-10	11-5	NCAA Second Round
2013-14	Texas A&M	27-9	13-3	NCAA Elite Eight
2014-15	Texas A&M	23-10	10-6	NCAA First Round
2015-16	Texas A&M	22-10	11-5	NCAA Second Round

STAFF

ASSOCIATE HEAD COACH:
Kelly Bond-White (Illinois, 1998)
ASSISTANTS:
Bob Starkey
Amy Wright (Arkansas, 2002)
DIRECTOR OF BASKETBALL OPS:
Erich Birch (Texas A&M, 2002)

MEDIA RELATIONS

BASKETBALL SID: David Waxman
OFFICE PHONE: (979) 862-5423
E-MAIL: dwaxman@athletics.tamu.edu
PRESS ROW PHONE: (979) 862-6944
ATHLETICS WEBSITE: www.12thMan.com

SOCIAL MEDIA

TWITTER: @AggieWBB
INSTAGRAM: AggieWBB
FACEBOOK: Aggie Women's Hoops

TEAM ROSTER

No	Name	Pos.	Ht.	Cl.	Hometown
00	Khaalia Hillsman	C	6-5	Jr.	Chicago, Ill.
1	Aahliyah Jackson	G	5-10	Fr.	Ft. Smith, Ark.
3	Taylor Cooper	F	6-0	Sr.	Shawnee, Okla.
5	Anriel Howard	F	6-0	So.	Atlanta, Ga.
11	Curtyce Knox	G	5-7	Sr.	Humble, Texas
12	Danni Williams	G	5-10	So.	Clovis, N.M.
15	Jasmine Williams	G	5-10	Fr.	Houston, Texas
21	Jasmine Lumpkin	F/G	6-0	Jr.	Bolingbrook, Ill.
24	Walnatia Wright	C	6-2	Jr.	Augusta, Ga.
25	Rakell Spencer	G	5-11	Fr.	New Orleans, La
34	Caylinne Martin	F	6-3	Jr.	Houston, Texas

QUICK FACTS

LOCATION: College Station, Texas
FOUNDED: 1872
ENROLLMENT: 64,600
PRESIDENT: Michael K. Young (BYU '73)
FACULTY REPRESENTATIVE: Dr. Thomas Adair (Texas A&M, 1957)
ATHLETIC DIRECTOR: Scott Woodward (LSU, 1985)
SWA: Samantha Huge (Gordon, 1992)
NICKNAME: Aggies
COLORS: Maroon & White
ARENA: Reed Arena (12,989)
ALL-TIME RECORD IN ARENA (YEARS): 204-74 (18)

TEAM INFORMATION

2015-16 OVERALL RECORD (FINISH): 22-10, 11-5 (t2nd)
LETTERWINNERS RETURNING/LOST: 6/6
STARTERS RETURNING/LOST: 2/3

TEAM HISTORY

ALL-TIME RECORD: 735-559 (.562/42 years)
***SEC RECORD:** 45-19 (.703)
SEC TOURNAMENT RECORD: 5-3 (.625)
SEC CHAMPIONSHIPS: 0
SEC TOURNAMENT CHAMPIONSHIPS: 1 ('13)
NCAA TOURNAMENT APPEARANCES: 13 ('94, '96, 2006, '07, '08, '09, '10, '11, '12, '13, '14, '15, '16)
NCAA TOURNAMENT RECORD: 22-12 (.647)
NWIT APPEARANCES: 1 ('95)
NWIT RECORD: 3-0 (1.000)
WNIT APPEARANCES: 1 (2005)
WNIT RECORD: 2-1 (.667)

*Regular-season games only, 2013-2016

SCHEDULE

Date	Opponent	TV	Time
Nov. 13	Central Arkansas	SECN+	TBA
Nov. 17	Texas Tech	SECN+	7:00 p.m.
Nov. 20	Stephen F. Austin	SECN+	4:00 p.m.
Nov. 23	Little Rock		6:30 p.m.
Nov. 26	Abilene Christian	SECN+	6:00 p.m.
Nov. 30	Southern Cal	SECN+	11:00 a.m.
Dec. 5	at SMU		7:00 p.m.
Dec. 8	at TCU	FOX Sports 1	7:30 p.m.
Dec. 10	A&M-Corpus Christi	SECN+	TBA
Dec. 20	1-Dayton		12:00 p.m.
Dec. 21	1-Syracuse		2:15 p.m.
Dec. 28	Prairie View A&M	SECN+	7:00 p.m.
Jan. 2	*Vanderbilt	SEC Network	6:00 p.m.
Jan. 5	*at Georgia	SECN+	6:00 p.m.
Jan. 8	*at Kentucky	SEC Network	1:00 p.m.
Jan. 12	*Arkansas	SECN+	7:00 p.m.
Jan. 15	*at Florida	SEC Network	12:00 p.m.
Jan. 19	*at Missouri	SEC Network	8:00 p.m.
Jan. 22	*LSU	SEC Network	4:00 p.m.
Jan. 29	*at Mississippi State	SEC Network	3:00 p.m.
Feb. 2	*Florida	SECN+	7:00 p.m.
Feb. 5	*Auburn	SEC Network	1:00 p.m.
Feb. 9	*Alabama	SECN+	7:00 p.m.
Feb. 12	*at Tennessee	ESPNU	1:00 p.m.
Feb. 16	*at LSU	SECN+	7:00 p.m.
Feb. 19	*Mississippi State	SEC Network	4:00 p.m.
Feb. 23	*South Carolina	SEC Network	8:00 p.m.
Feb. 26	*at Ole Miss	SEC Network	4:00 p.m.

All Times Central; *SEC Game; 1-Florida Sunshine Classic (Winter Park, Fla.).

STEPHANIE WHITE
HEAD COACH

HOMETOWN: Danville, Ill.
ALMA MATER: Purdue, 1999
CAREER RECORD: 0-0 (.000)
RECORD AT VANDERBILT: 0-0 (.000)

COACHING CAREER:

YEAR	SCHOOL	ALL	CONF.	POSTSEASON
2015-16	Vanderbilt	First Year		

STAFF

ASSISTANTS:
Carolyn Peck (Vanderbilt, 1988)
Joy Cheek (Duke, 2009)
Kelly Komara (Purdue, 2002)
DIRECTOR OF BASKETBALL OPS:
Drew Stanich (Indiana, 2014)

MEDIA RELATIONS

BASKETBALL SID: David Dawson
OFFICE PHONE: (615) 343-5823
E-MAIL: david.k.dawson@vanderbilt.edu
PRESS ROW PHONE: (615) 320-0436
ATHLETICS WEBSITE: www.VUCommodores.com

SOCIAL MEDIA

TWITTER: @VandyWBB
SNAPCHAT: VandyWBB
INSTAGRAM: vandywbb
FACEBOOK: Vandy Hoops

TEAM ROSTER

No	Name	Pos.	Ht.	Cl.	Hometown
0	Kayla Overbeck	F	6-1	Fr.	Newbury Park, Calif.
1	Rebekah Dahlman	G	5-9	R-Jr.	Braham, Minn.
3	Rachel Bell	G	5-10	Jr.	Cumberland Furnace, Tenn.
10	Cierra Walker	G	5-8	Fr.	Oregon City, Ore.
12	Myka Dancy	G	5-9	Jr.	Antioch, Tenn.
21	Erin Whalen	G/F	6-1	Fr.	Charlotte, N.C.
22	Marqu'es Webb	F	6-1	Sr.	Hoover, Ala.
23	Minta Spears	G	5-10	R-Sr.	Bullard, Texas
30	LeaLea Carter	G	5-11	Fr.	Dickson County, Tenn.
33	Christa Reed	G	5-11	Jr.	Bay St. Louis, Miss.
35	Kaleigh Clemons-Green	G	5-7	Fr.	Chattanooga, Tenn.
41	Miaya Seawright	G	5-7	Jr.	Simpsonville, S.C.

QUICK FACTS

LOCATION: Nashville, Tenn.
FOUNDED: 1873
ENROLLMENT: 6,883
CHANCELLOR: Nicholas S. Zeppos (Wisconsin, 1976)
FACULTY ATHLETIC REP.: Dr. Susan Wente (Iowa, 1984)
VICE CHANCELLOR/AD: David Williams II (Northern Michigan, 1969)
SWA: Candice Storey Lee (Vanderbilt, 2000)
NICKNAME: Commodores
COLORS: Black & Gold
ARENA: Memorial Gymnasium (14,316)
ALL-TIME RECORD IN ARENA (YEARS): 457-113 (38)

TEAM INFORMATION

2015-16 OVERALL RECORD (FINISH): 18-14, 5-11 (t11th)
LETTERMEN RETURNING/LOST: 9/4
STARTERS RETURNING/LOST: 3/2

TEAM HISTORY

ALL-TIME RECORD: 811-413 (.663/39 years)
***SEC RECORD:** 236-189 (.555)
SEC TOURNAMENT RECORD: 48-31 (.608)
SEC CHAMPIONSHIPS: 0
SEC TOURNAMENT CHAMPIONSHIPS: 6 ('93, '95, 2002, '04, '07, '09)
NCAA TOURNAMENT APPEARANCES: 27 ('86, '87, '89, '90, '91, '92, '93, '94, '95, '96, '97, '98, 2000, '01, '02, '03, '04, '05, '06, '07, '08, '09, '10, '11, '12, '13, '14)
NCAA TOURNAMENT RECORD: 39-27 (.590)
NWIT APPEARANCES: 1 ('84)
NWIT RECORD: 3-0 (1.000)
WNIT APPEARANCES: 0
WNIT RECORD: 0-0 (.000)

*Regular-season games only, 1983-2016

SCHEDULE

Date	Opponent	TV	Time
Nov. 11	Kennesaw State	SECN+	7:00 p.m.
Nov. 13	at Indiana		1:00 p.m.
Nov. 16	Drexel	SECN+	7:00 p.m.
Nov. 20	Duke	SECN+	2:00 p.m.
Nov. 22	Robert Morris	SECN+	11:30 a.m.
Nov. 27	at Tennessee-Martin		2:00 p.m.
Dec. 2	1-at Air Force		8:00 p.m.
Dec. 3	1-Utah Valley/So. Ill.-Edwardsville		2:00/4:30 p.m.
Dec. 5	Tulane	SECN+	7:00 p.m.
Dec. 8	at ETSU		6:00 p.m.
Dec. 18	Tennessee Tech	SECN+	2:00 p.m.
Dec. 21	Louisville	SECN+	7:00 p.m.
Dec. 28	at Memphis	ESPNU	4:00 p.m.
Jan. 2	*at Texas A&M	SEC Network	6:00 p.m.
Jan. 5	*Tennessee	SEC Network	8:00 p.m.
Jan. 8	*at Georgia	SEC Network	11:00 a.m.
Jan. 12	*Auburn	SECN+	7:00 p.m.
Jan. 15	*Missouri	SECN+	2:00 p.m.
Jan. 19	*at Arkansas	SECN+	7:00 p.m.
Jan. 22	*at Tennessee	ESPN2	4:00 p.m.
Jan. 26	*Alabama	SEC Network	8:00 p.m.
Jan. 29	*Florida	SECN+	2:00 p.m.
Feb. 5	*at Kentucky	SEC Network	11:00 a.m.
Feb. 9	*at Mississippi State	SEC Network	8:00 p.m.
Feb. 13	*LSU	SEC Network	6:00 p.m.
Feb. 16	*at South Carolina	SEC Network	6:00 p.m.
Feb. 19	*Ole Miss	SECN+	2:00 p.m.
Feb. 23	*Arkansas	SECN+	7:00 p.m.
Feb. 26	*at LSU	SEC Network	12:00 p.m.

All Times Central; *SEC Game; 1-Air Force Classic (Colorado Springs, Colo.).

WOMEN'S BASKETBALL CONTACTS

ALABAMA

Basketball SID: Jessica Pare'
Office Phone: (205) 348-3673
E-mail: jpare@ia.ua.edu
Internet Address: www.RollTide.com
Mailing Address:
Alabama Communications
PO Box 870391
Tuscaloosa, AL 35487

ARKANSAS

Basketball SID: Jeri Thorpe
Office Phone: (479) 575-5037
E-mail: jthorpe@uark.edu
Internet Address: www.ArkansasRazorbacks.com
Mailing Address:
Arkansas Media Relations
PO Box 7777
Fayetteville, AR 72702

AUBURN

Basketball SID: Wes Todd
Office Phone: (334) 844-9182
E-mail: wlt006@auburn.edu
Internet Address: www.AuburnTigers.com
Mailing Address:
Auburn Media Relations
PO Box 351
Auburn, AL 36831

FLORIDA

Basketball SID: Kathy Cafazzo
Office Phone: (352) 375-4683
ext 6133
E-mail: kathyc@gators.ufl.edu
Internet Address: Floridagators.com
Mailing Address:
Florida Sports Communications
PO Box 14485
Gainesville, FL 32604

GEORGIA

Basketball SID: Tray Littlefield
Office Phone: (706) 542-9342
E-mail: trayl@sports.uga.edu
Internet Address: www.GeorgiaDogs.com
Mailing Address:
Georgia Sports Communications
PO Box 1472
Athens, GA 30613

KENTUCKY

Basketball SID: Evan Crane
Office Phone: (859) 257-8431
E-mail: wesley.crane@uky.edu
Internet Address: www.UKathletics.com
Mailing Address:
Joe Craft Center
338 Lexington Ave.
Lexington, KY 40506

LSU

Basketball SID: Jennifer Rodrigues
Office Phone: (225) 578-1869
E-mail: jrodrigues@lsu.edu
Internet Address: www.LSUsports.net
Mailing Address:
Athletics Administration Building
North Stadium Drive
Baton Rouge, LA 70803

OLE MISS

Basketball SID: Jessica Poole
Office Phone: (662) 915-7896
E-mail: jepoole1@olemiss.edu
Internet Address: www.OleMissSports.com
Mailing Address:
Athletics Media Relations
PO Box 1848
University, MS 38677

MISSISSIPPI STATE

Basketball SID: Brock Turnipseed
Office Phone: (662) 325-7556
E-mail: bturnipseed@athletics.msstate.edu
Internet Address: www.HailState.com
Mailing Address:
Athletic Media Relations
PO Box 5327
Mississippi State, MS 39762

MISSOURI

Basketball SID: R.J. Layton
Office Phone: (573) 882-7826
E-mail: laytonr@missouri.edu
Internet Address: www.MUtigers.com
Mailing Address:
Mizzou Athletics
PO Box 677 - Hearnes Center
Columbia, MO 65205

SOUTH CAROLINA

Basketball SID: Diana Koval
Office Phone: (803) 777-7977
E-mail: dkoval@mailbox.sc.edu
Internet Address: www.GamecocksOnline.com
Mailing Address:
Rice Athletic Center
1304 Heyward St.
Columbia, SC 29208

TENNESSEE

Basketball SID: Eric Trainer
Office Phone: (865) 974-8173
E-mail: etrainer@utk.edu
Internet Address: www.UTsports.com
Mailing Address:
Tennessee Media Relations
PO Box 15016
Knoxville, TN 37901

TEXAS A&M

Basketball SID: David Waxman
Office Phone: (979) 862-5423
E-mail: dwaxman@athletics.tamu.edu
Internet Address: www.12thMan.com
Mailing Address:
Texas A&M Media Relations
PO Box 30017
College Station, TX 77842

VANDERBILT

Basketball SID: David Dawson
Office Phone: (615) 343-5823
E-mail: david.k.dawson@vanderbilt.edu
Internet Address: www.VUCommodores.com
Mailing Address:
Vanderbilt Athletics
2601 Jess Neely Dr.
Nashville, TN 37212

SEC

Basketball SID: Tammy Wilson
Office Phone: (205) 458-3000
E-mail: twilson@sec.org
Internet Address: www.SECSports.com
Mailing Address:
2201 Richard Arrington Blvd. North
Birmingham, AL 35203

2016-17 WOMEN'S BASKETBALL

MEDIA GUIDE

2015-16 Review

SECSPORTS.COM

FINAL STANDINGS

	SEC	Pct.	Home	Away	All	Pct.	Home	Away	Neutral	Last 5	Streak
South Carolina#	16-0	1.000	8-0	8-0	33-2	.943	16-1	11-0	6-1	4-1	L1
Texas A&M	11-5	.688	6-2	5-3	22-10	.688	13-4	6-3	3-3	2-3	L1
Mississippi State	11-5	.688	6-2	5-3	28-8	.778	16-2	6-4	6-2	3-2	L1
Florida	10-6	.625	6-2	4-4	22-9	.710	13-2	7-5	2-2	1-4	L2
Kentucky	10-6	.625	6-2	4-4	25-8	.758	16-2	7-4	2-2	3-2	L1
Georgia	9-7	.563	5-3	4-4	21-10	.677	14-3	6-5	1-2	2-3	L3
Tennessee	8-8	.500	6-2	2-6	22-14	.611	13-4	5-8	4-2	3-2	L1
Missouri	8-8	.500	5-3	3-5	22-10	.688	13-3	7-6	2-1	2-3	L1
Auburn	8-8	.500	5-3	3-5	20-13	.606	9-4	6-8	5-1	2-3	L1
Arkansas	7-9	.438	6-2	1-7	12-18	.400	11-4	1-10	0-4	2-3	L1
Vanderbilt	5-11	.313	2-6	3-5	18-14	.563	10-6	5-7	3-1	3-2	L1
Alabama	4-12	.250	4-4	0-8	15-16	.484	13-4	0-11	2-1	1-4	L3
LSU	3-13	.188	2-6	1-7	10-21	.323	6-7	2-11	2-3	2-3	L1
Ole Miss	2-14	.125	2-6	0-8	10-20	.333	8-9	2-10	0-1	0-5	L11

#-SEC Champion / SEC Tournament Champion

POSTSEASON TOURNAMENT RESULTS

NCAA

BRIDGEPORT REGION

Friday, March 18 • First Round • Starkville, Miss.
#12 Chattanooga vs. #5 Mississippi State (ESPN2) W 60-50
Saturday, March 19 • First Round • Austin, Texas
#10 Missouri vs. #7 BYU (ESPN2) W 78-69
Sunday, March 20 • Second Round • Starkville, Miss.
#5 Mississippi State vs. #4 Michigan State (ESPN2) W 74-72
Monday, March 21 • Second Round • Austin, Texas
#10 Missouri at #2 Texas (ESPN2) L 55-73
Saturday, March 26 • Sweet 16 • Bridgeport, Conn.
#5 Mississippi State vs. #1 Connecticut (ESPN) L 38-98

LEXINGTON REGION

Saturday, March 19 • First Round • Lexington, Ky.
#14 UNC Asheville at #3 Kentucky (ESPN2) W 85-31
Saturday, March 19 • First Round • South Bend, Ind.
#9 Indiana vs. #8 Georgia (ESPN2) L 58-62
Monday, March 21 • Second Round • Lexington, Ky.
#6 Oklahoma at #3 Kentucky (ESPN2) W 79-58
Friday, March 25 • Sweet 16 • Lexington, Ky.
#7 Washington at #3 Kentucky (ESPN2) L 72-85

DALLAS REGION

Friday, March 18 • First Round • Waco, Texas
#9 Auburn vs. #8 St. John's (ESPN2) W 68-57
Saturday, March 19 • First Round • College Station, Texas
#13 Missouri State at #4 Texas A&M (ESPN2) W 74-65
Sunday, March 20 • Second Round • Waco, Texas
#9 Auburn at #1 Baylor (ESPN) L 52-84
Monday, March 21 • Second Round • College Station, Texas
#5 Florida State at #4 Texas A&M (ESPN2) L 56-74

SIOUX FALLS REGION

Friday, March 18 • First Round • Syracuse, N.Y.
#12 Albany vs. #5 Florida (ESPN2) L 58-61
Friday, March 18 • First Round • Tempe, Ariz.
#10 Green Bay vs. #7 Tennessee (ESPN2) W 59-53
Friday, March 18 • First Round • Columbia, S.C.
#16 Jacksonville at #1 South Carolina (ESPN2) W 77-41
Sunday, March 20 • Second Round • Columbia, S.C.
#9 Kansas State at #1 South Carolina (ESPN) W 73-47
Sunday, March 20 • Second Round • Tempe, Ariz.
#7 Tennessee at #2 Arizona State (ESPN2) W 75-64
Friday, March 25 • Sweet 16 • Sioux Falls, S.D.
#4 Syracuse vs. #1 South Carolina (ESPN) L 72-80
#7 Tennessee vs. #3 Ohio State (ESPN2) W 78-62
Sunday, March 27 • Elite 8 • Sioux Falls, S.D.
#7 Tennessee vs. #4 Syracuse (ESPN) L 67-89

WNIT

FIRST ROUND

Wednesday, March 26 • New Orleans, La.
Alabama at Tulane L 52-53

FINAL INDIVIDUAL STATISTICS (ALL GAMES)

SCORING

PLAYER-TEAM	CL	G	FG	3P	FT	PTS	AVG
1. Courtney Walker-AM	SR	32	221	5	143	590	18.4
2. Victoria Vivians-MS	SO	36	233	79	71	616	17.1
3. Makayla Epps-UK	JR	32	207	26	106	546	17.1
4. Jessica Jackson-AR	JR	29	170	48	89	477	16.4
5. A'Ja Wilson-SC	SO	33	205	0	120	530	16.1
6. Shandricka Sessom-UM	SO	30	187	50	44	468	15.6
7. Tiffany Mitchell-SC	SR	35	168	61	124	521	14.9
8. Tiaria Griffin-UG	SR	30	152	76	61	441	14.7
9. Diamond DeShields-UT	SO	36	195	36	88	514	14.3
10. Brandy Montgomery-AU	JR	33	177	54	55	463	14.0
11. Sophie Cunningham-MO	FR	32	149	37	113	448	14.0
12. Shacobia Barbee-UG	SR	27	118	23	83	342	12.7
13. Janee Thompson-UK	SR	33	145	56	71	417	12.6
14. Courtney Williams-AM	SR	27	141	8	48	338	12.5
15. Alexis Hyder-LS	JR	31	133	2	109	377	12.2
16. Alaina Coates-SC	JR	35	168	0	89	425	12.1
17. Jordan Frericks-MO	JR	32	151	0	85	387	12.1
18. Hannah Cook-UA	SO	31	117	70	68	372	12.0
19. Tra'Cee Tanner-AU	SR	33	164	0	62	390	11.8
20. Katie Frerking-AU	JR	33	138	45	64	385	11.7
21. Christa Reed-VU	SO	32	131	60	48	370	11.6
22. Evelyn Akhator-UK	JR	33	156	1	67	380	11.5
23. Ronni Williams-UF	JR	30	131	2	69	333	11.1
24. Eleanna Christinaki-UF	FR	31	118	24	63	323	10.4
25. Bashaara Graves-UT	SR	33	128	0	84	340	10.3
26. Meoshonti Knight-UA	SO	31	108	16	82	314	10.1
27. Alexis Jennings-UK	SO	33	132	0	67	331	10.0
28. Mercedes Russell-UT	SO	36	148	0	61	357	9.9
29. Morgan William-MS	SO	36	95	18	141	349	9.7
30. Chelsea Jennings-AM	SR	32	127	3	48	305	9.5

REBOUNDING

PLAYER-TEAM	CL	G	OFF	DEF	TOT	AVG/G
1. Alaina Coates-SC	JR	35	107	253	360	10.3
2. Evelyn Akhator-UK	JR	33	121	185	306	9.3
3. Shacobia Barbee-UG	SR	27	77	170	247	9.1
4. A'Ja Wilson-SC	SO	33	88	199	287	8.7
5. Mercedes Russell-UT	SO	36	104	195	299	8.3
6. Bashaara Graves-UT	SR	33	109	164	273	8.3
7. Alexis Hyder-LS	JR	31	122	122	244	7.9
8. Ronni Williams-UF	JR	30	76	159	235	7.8
9. Jordan Frericks-MO	JR	32	87	160	247	7.7
10. Melissa Wolff-AR	SR	30	88	140	228	7.6
11. Tra'Cee Tanner-AU	SR	33	104	131	235	7.1
12. Alexis Jennings-UK	SO	33	88	145	233	7.1
13. Anriel Howard-AM	FR	32	84	125	209	6.5
14. Akilah Bethel-LS	SR	30	53	138	191	6.4
15. Jessica Jackson-AR	JR	29	51	132	183	6.3
16. Nikki Hegstetter-UA	SR	31	74	117	191	6.2
17. Merritt Hempe-UG	SR	31	69	119	188	6.1
18. Chinwe Okorie-MS	JR	36	111	105	216	6.0
19. Sophie Cunningham-MO	FR	32	46	141	187	5.8
20. Victoria Vivians-MS	SO	36	42	168	210	5.8

FIELD GOAL PCT (MIN. 5.0 MADE PER GAME)

PLAYER-TEAM	CL	G	FG	FGA	PCT
1. A'Ja Wilson-SC	SO	33	205	386	.531
2. Courtney Walker-AM	SR	32	221	458	.483
3. Makayla Epps-UK	JR	32	207	438	.473
4. Jessica Jackson-AR	JR	29	170	418	.407
5. Courtney Williams-AM	SR	27	141	356	.396
6. Diamond DeShields-UT	SO	36	195	499	.391
7. Tiaria Griffin-UG	SR	30	152	389	.391
8. Victoria Vivians-MS	SO	36	233	610	.382
9. Shandricka Sessom-UM	SO	30	187	502	.373
10. Brandy Montgomery-AU	JR	33	177	488	.363

ASSISTS

PLAYER-TEAM	CL	G	ASSISTS	AVG/G
1. Jordan Jones-AM	SR	30	182	6.07
2. Morgan William-MS	SO	36	176	4.89
3. Janee Thompson-UK	SR	33	157	4.76
4. Marjorie Butler-UG	SR	31	141	4.55
5. Makayla Epps-UK	JR	32	143	4.47
6. Shacobia Barbee-UG	SR	27	116	4.30
7. Minta Spears-VU	JR	32	127	3.97
8. Eleanna Christinaki-UF	FR	31	106	3.42
9. Lindsey Cunningham-MO	JR	32	106	3.31
10. Katie Frerking-AU	JR	33	102	3.09
11. Sophie Cunningham-MO	FR	32	95	2.97
12. A'Queen Hayes-UM	SO	30	85	2.83
13. Erika Sisk-UM	JR	30	83	2.77
14. Karyla Middlebrook-UA	SO	31	83	2.68
15. Jordan Reynolds-UT	JR	34	89	2.62

FREE THROW PCT (MIN. 2.5 MADE PER GAME)

PLAYER-TEAM	CL	G	FTM	FTA	PCT
1. Courtney Walker-AM	SR	32	143	167	.856
2. Morgan William-MS	SO	36	141	167	.844
3. Sophie Cunningham-MO	FR	32	113	136	.831
4. Tiffany Mitchell-SC	SR	35	124	152	.816
5. Cierra Porter-MO	FR	31	78	100	.780
6. Karyla Middlebrook-UA	SO	31	78	104	.750
7. Bashaara Graves-UT	SR	33	84	114	.737
8. Jessica Jackson-AR	JR	29	89	121	.736
9. Makayla Epps-UK	JR	32	106	146	.726
10. A'Ja Wilson-SC	SO	33	120	166	.723
11. Alexis Hyder-LS	JR	31	109	162	.673
12. Jordan Frericks-MO	JR	32	85	127	.669
13. Shacobia Barbee-UG	SR	27	83	125	.664
14. Meoshonti Knight-UA	SO	31	82	134	.612
15. Alaina Coates-SC	JR	35	89	159	.560

STEALS

PLAYER-TEAM	CL	G	STEALS	AVG/G
1. Katie Frerking-AU	JR	33	81	2.45
2. Shacobia Barbee-UG	SR	27	63	2.33
3. Simone Westbrook-UF	JR	31	70	2.26
4. Erika Sisk-UM	JR	30	66	2.20
5. Khadijah Sessions-SC	SR	35	70	2.00
6. Akilah Bethel-LS	SR	30	55	1.83
7. Tiffany Mitchell-SC	SR	35	63	1.80
Jordan Jones-AM	SR	30	54	1.80
9. Brandy Montgomery-AU	JR	33	59	1.79
10. Hannah Cook-UA	SO	31	54	1.74
11. Victoria Vivians-MS	SO	36	62	1.72
12. Taylor Murray-UK	FR	33	56	1.70
13. Karyla Middlebrook-UA	SO	31	52	1.68
14. Meoshonti Knight-UA	SO	31	50	1.61
15. Diamond DeShields-UT	SO	36	58	1.61

3-POINT FG PCT (MIN. 2.0 MADE PER GAME)

PLAYER-TEAM	CL	G	3FG	FGA	PCT
1. Hannah Cook-UA	SO	31	70	192	.365
2. Tiaria Griffin-UG	SR	30	76	221	.344
3. Victoria Vivians-MS	SO	36	79	256	.309

3-POINT FG MADE

PLAYER-TEAM	CL	G	3FG	AVG/G
1. Tiaria Griffin-UG	SR	30	76	2.53
2. Hannah Cook-UA	SO	31	70	2.26
3. Victoria Vivians-MS	SO	36	79	2.19
4. Tina Roy-SC	SR	35	66	1.89
5. Christa Reed-VU	SO	32	60	1.88
6. Tiffany Mitchell-SC	SR	35	61	1.74
7. Morgan Stock-MO	SR	31	53	1.71
8. Janee Thompson-UK	SR	33	56	1.70
9. Shandricka Sessom-UM	SO	30	50	1.67
10. Jessica Jackson-AR	JR	29	48	1.66
11. Brandy Montgomery-AU	JR	33	54	1.64
12. Sierra Michaelis-MO	JR	32	51	1.59
13. Carlie Needles-UF	SR	30	47	1.57
14. Maci Morris-UK	FR	33	49	1.48
15. Katie Frerking-AU	JR	33	45	1.36

BLOCKED SHOTS

PLAYER-TEAM	CL	G	BLOCKS	AVG/G
1. A'Ja Wilson-SC	SO	33	103	3.12
2. Mercedes Russell-UT	SO	36	66	1.83
3. Caliya Robinson-UG	FR	28	48	1.71
4. Tyshara Fleming-UF	JR	31	45	1.45
5. Rachel Mitchell-AM	SR	32	45	1.41
6. Quanetria Bolton-UA	SO	31	41	1.32
7. Teaira McCowan-MS	FR	35	46	1.31
8. Alaina Coates-SC	JR	35	45	1.29
9. Bretta Hart-UM	JR	30	38	1.27
10. Jessica Jackson-AR	JR	29	33	1.14
11. Nikki Hegstetter-UA	SR	31	34	1.10
12. Khaalia Hillsman-AM	SO	32	35	1.09
13. Haley Lorenzen-UF	SO	31	32	1.03
14. Tra'Cee Tanner-AU	SR	33	34	1.03
15. Evelyn Akhator-UK	JR	33	32	0.97

FINAL TEAM STATISTICS (ALL GAMES)

SCORING OFFENSE

TEAM	G	PTS	AVG/G
1. Florida	31	2398	77.4
2. Kentucky	33	2465	74.7
3. South Carolina	35	2575	73.6
4. Texas A&M	32	2254	70.4
5. Mississippi State	36	2490	69.2
6. Missouri	32	2175	68.0
7. Tennessee	36	2362	65.6
8. Ole Miss	30	1941	64.7
9. Georgia	31	1981	63.9
10. Alabama	31	1975	63.7
11. Vanderbilt	32	2000	62.5
12. Auburn	33	2048	62.1
13. Arkansas	30	1804	60.1
14. LSU	31	1688	54.5

SCORING DEFENSE

TEAM	G	PTS	AVG/G
1. Georgia	31	1677	54.1
2. South Carolina	35	1948	55.7
3. Mississippi State	36	2012	55.9
4. Vanderbilt	32	1804	56.4
5. Alabama	31	1804	58.2
6. Missouri	32	1869	58.4
7. Tennessee	36	2125	59.0
8. LSU	31	1843	59.5
9. Auburn	33	1975	59.8
10. Kentucky	33	2000	60.6
11. Texas A&M	32	1969	61.5
12. Arkansas	30	1891	63.0
13. Ole Miss	30	1938	64.6
14. Florida	31	2140	69.0

SCORING MARGIN

TEAM	G	OFF	DEF	MARGIN
1. South Carolina	35	73.6	55.7	+17.9
2. Kentucky	33	74.7	60.6	+14.1
3. Mississippi State	36	69.2	55.9	+13.3
4. Georgia	31	63.9	54.1	+9.8
5. Missouri	32	68.0	58.4	+9.6
6. Texas A&M	32	70.4	61.5	+8.9
7. Florida	31	77.4	69.0	+8.3
8. Tennessee	36	65.6	59.0	+6.6
9. Vanderbilt	32	62.5	56.4	+6.1
10. Alabama	31	63.7	58.2	+5.5
11. Auburn	33	62.1	59.8	+2.2
12. Ole Miss	30	64.7	64.6	+0.1
13. Arkansas	30	60.1	63.0	-2.9
14. LSU	31	54.5	59.5	-5.0

FREE THROW PCT

TEAM	G	FTM	FTA	PCT
1. Missouri	32	440	577	.763
2. Mississippi State	36	505	694	.728
3. Vanderbilt	32	366	514	.712
4. Tennessee	36	439	619	.709
5. Texas A&M	32	435	615	.707
6. Kentucky	33	443	627	.707
7. Alabama	31	430	615	.699
8. Arkansas	30	341	505	.675
9. Florida	31	459	686	.669
10. South Carolina	35	555	834	.665
11. LSU	31	361	549	.658
12. Georgia	31	314	485	.647
13. Auburn	33	326	527	.619
14. Ole Miss	30	322	527	.611

FIELD GOAL PERCENTAGES

TEAM	G	FG	FGA	PCT
1. Vanderbilt	32	730	1589	.459
2. South Carolina	35	915	2008	.456
3. Kentucky	33	934	2055	.455
4. Texas A&M	32	872	1976	.441
5. Missouri	32	756	1744	.433
6. Florida	31	879	2046	.430
7. Auburn	33	794	1929	.412
8. Tennessee	36	896	2197	.408
9. Georgia	31	747	1852	.403
10. Mississippi State	36	906	2284	.397
11. Alabama	31	697	1770	.394
12. LSU	31	638	1658	.385
13. Arkansas	30	676	1850	.365
14. Ole Miss	30	713	2047	.348

FIELD GOAL PCT DEFENSE

TEAM	G	FG	FGA	PCT
1. South Carolina	35	720	2072	.347
2. Georgia	31	595	1702	.350
3. Alabama	31	652	1798	.363
4. Missouri	32	659	1803	.366
5. Tennessee	36	772	2092	.369
6. Kentucky	33	743	1995	.372
7. Texas A&M	32	739	1957	.378
8. Mississippi State	36	712	1875	.380
9. Arkansas	30	684	1754	.390
10. Auburn	33	694	1776	.391
11. Vanderbilt	32	654	1630	.401
12. Florida	31	783	1912	.410
13. LSU	31	660	1590	.415
14. Ole Miss	30	685	1613	.425

3-POINT FG PCT

TEAM	G	FG	FGA	PCT
1. Vanderbilt	32	174	471	.369
2. Kentucky	33	154	433	.356
3. Missouri	32	223	691	.323
4. South Carolina	35	190	591	.321
5. Georgia	31	173	541	.320
6. Florida	31	181	584	.310
7. Mississippi State	36	173	579	.299
8. Texas A&M	32	75	255	.294
9. LSU	31	51	181	.282
10. Ole Miss	30	193	693	.279
11. Alabama	31	151	543	.278
12. Auburn	33	134	504	.266
13. Arkansas	30	111	424	.262
14. Tennessee	36	131	516	.254

3-POINT FG PCT DEFENSE

TEAM	G	FG	FGA	PCT
1. Georgia	31	126	519	.243
2. Mississippi State	36	106	377	.281
3. Missouri	32	147	520	.283
4. Texas A&M	32	146	514	.284
5. South Carolina	35	155	544	.285
6. Ole Miss	30	106	371	.286
7. Auburn	33	182	635	.287
8. Alabama	31	147	504	.292
9. Arkansas	30	148	497	.298
10. Kentucky	33	176	590	.298
11. Florida	31	157	509	.308
12. LSU	31	168	544	.309
13. Tennessee	36	180	581	.310
14. Vanderbilt	32	154	488	.316

REBOUNDING OFFENSE

TEAM	G	REB	AVG/G
1. Florida	31	1304	42.1
2. Tennessee	36	1481	41.1
3. South Carolina	35	1429	40.8
4. Georgia	31	1257	40.5
5. Texas A&M	32	1286	40.2
6. Kentucky	33	1321	40.0
7. Mississippi State	36	1434	39.8
8. Arkansas	30	1183	39.4
9. Ole Miss	30	1166	38.9
10. Missouri	32	1241	38.8
11. Alabama	31	1157	37.3
12. Auburn	33	1164	35.3
13. LSU	31	1068	34.5
14. Vanderbilt	32	1044	32.6

REBOUNDING DEFENSE

TEAM	G	REB	AVG/G
1. Vanderbilt	32	905	28.3
2. Missouri	32	1017	31.8
3. South Carolina	35	1161	33.2
4. LSU	31	1050	33.9
5. Kentucky	33	1138	34.5
6. Mississippi State	36	1251	34.8
7. Auburn	33	1175	35.6
8. Tennessee	36	1289	35.8
9. Georgia	31	1114	35.9
10. Texas A&M	32	1177	36.8
11. Arkansas	30	1146	38.2
12. Alabama	31	1206	38.9
13. Florida	31	1211	39.1
14. Ole Miss	30	1281	42.7

REBOUNDING MARGIN

TEAM	TEAM	AVG	OPP	AVG	MARGIN
1. South Carolina	1429	40.8	1161	33.2	+7.7
2. Missouri	1241	38.8	1017	31.8	+7.0
3. Kentucky	1321	40.0	1138	34.5	+5.5
4. Tennessee	1481	41.1	1289	35.8	+5.3
5. Mississippi State	1434	39.8	1251	34.8	+5.1
6. Georgia	1257	40.5	1114	35.9	+4.6
7. Vanderbilt	1044	32.6	905	28.3	+4.3
8. Texas A&M	1286	40.2	1177	36.8	+3.4
9. Florida	1304	42.1	1211	39.1	+3.0
10. Arkansas	1183	39.4	1146	38.2	+1.2
11. LSU	1068	34.5	1050	33.9	+0.6
12. Auburn	1164	35.3	1175	35.6	-0.3
13. Alabama	1157	37.3	1206	38.9	-1.6
14. Ole Miss	1166	38.9	1281	42.7	-3.8

BLOCKED SHOTS

TEAM	G	BLOCKS	AVG/G
1. South Carolina	35	187	5.34
2. Alabama	31	147	4.74
3. Florida	31	141	4.55
4. Mississippi State	36	163	4.53
5. Tennessee	36	150	4.17
6. Texas A&M	32	128	4.00
7. Kentucky	33	131	3.97
8. Georgia	31	119	3.84
9. Missouri	32	112	3.50
10. Ole Miss	30	96	3.20
11. Arkansas	30	91	3.03
12. Auburn	33	97	2.94
13. LSU	31	71	2.29
14. Vanderbilt	32	62	1.94

ASSISTS

TEAM	G	ASSISTS	AVG/G
1. Georgia	31	484	15.61
2. Missouri	32	498	15.56
3. Florida	31	463	14.94
4. Texas A&M	32	470	14.69
5. South Carolina	35	513	14.66
6. Kentucky	33	475	14.39
7. Vanderbilt	32	434	13.56
8. Tennessee	36	485	13.47
9. Mississippi State	36	479	13.31
10. Auburn	33	437	13.24
11. Ole Miss	30	364	12.13
12. Arkansas	30	343	11.43
13. LSU	31	346	11.16
14. Alabama	31	335	10.81

STEALS

TEAM	G	STEALS	AVG/G
1. Florida	31	385	12.42
2. Auburn	33	370	11.21
3. Ole Miss	30	326	10.87
4. Alabama	31	298	9.61
5. South Carolina	35	314	8.97
6. Texas A&M	32	275	8.59
7. Tennessee	36	300	8.33
8. LSU	31	257	8.29
9. Georgia	31	247	7.97
10. Mississippi State	36	280	7.78
11. Missouri	32	233	7.28
12. Vanderbilt	32	231	7.22
13. Arkansas	30	209	6.97
14. Kentucky	33	222	6.73

TURNOVER MARGIN

TEAM	TEAM	AVG	OPP	AVG	MARGIN
1. Ole Miss	460	15.3	672	22.4	+7.07
2. Mississippi State	529	14.7	742	20.6	+5.92
3. Auburn	593	18.0	696	21.1	+3.12
4. Alabama	513	16.5	587	18.9	+2.39
5. Texas A&M	477	14.9	549	17.2	+2.25
6. Florida	666	21.5	731	23.6	+2.10
7. Kentucky	507	15.4	575	17.4	+2.06
8. Georgia	481	15.5	534	17.2	+1.71
9. South Carolina	508	14.5	553	15.8	+1.29
10. Arkansas	465	15.5	485	16.2	+0.67
11. Tennessee	578	16.1	585	16.3	+0.19
12. LSU	530	17.1	525	16.9	-0.16
13. Vanderbilt	577	18.0	530	16.6	-1.47
14. Missouri	569	17.8	476	14.9	-2.91

FINAL INDIVIDUAL STATISTICS (SEC GAMES ONLY)

SCORING

PLAYER-TEAM	CL	G	FG	3P	FT	PTS	AVG
1. Courtney Walker-AM.	SR	16	111	0	93	315	19.7
2. A'Ja Wilson-SC	SO	16	97	0	66	260	16.3
3. Makayla Epps-UK	JR	16	98	9	53	258	16.1
4. Jessica Jackson-AR	JR	16	88	24	56	256	16.0
5. Tiffany Mitchell-SC	SR	16	79	27	65	250	15.6
6. Victoria Vivians-MS	SO	16	92	25	37	246	15.4
7. Tiaria Griffin-UG	SR	16	82	41	37	242	15.1
8. Shandricka Sessom-UM.	SO	16	86	23	18	213	13.3
9. Alexis Hyder-LS	JR	16	71	1	64	207	12.9
10. Katie Frerking-AU	JR	16	71	22	38	202	12.6
11. Shacobia Barbee-UG	SR	14	56	14	49	175	12.5
12. Sophie Cunningham-MO	FR	16	63	11	59	196	12.3
13. Diamond DeShields-UT	SO	16	73	13	34	193	12.1
14. Jordan Frericks-MO	JR	16	76	0	40	192	12.0
15. Ronni Williams-UF	JR	16	71	1	42	185	11.6
Janee Thompson-UK	SR	16	65	24	31	185	11.6
17. Evelyn Akhator-UK	JR	16	74	0	34	182	11.4
18. Brandy Montgomery-AU	JR	16	71	16	22	180	11.3
Christa Reed-VU	SO	16	64	29	23	180	11.3
20. Alaina Coates-SC	JR	16	68	0	43	179	11.2
21. Hannah Cook-UA	SO	16	54	31	38	177	11.1
22. Morgan William-MS	SO	16	48	9	70	175	10.9
Tra'Cee Tanner-AU	SR	16	72	0	31	175	10.9
24. Chelsea Jennings-AM	SR	16	72	1	27	172	10.8
25. Eleanna Christinaki-UF	FR	16	64	15	27	170	10.6
26. Alexis Jennings-UK	SO	16	62	0	39	163	10.2
27. Meoshonti Knight-UA	SO	16	55	11	40	161	10.1
28. Bashaara Graves-UT	SR	14	52	0	34	138	9.9
29. Courtney Williams-AM	SR	13	51	3	22	127	9.8
30. Dominique Dillingham-MS	JR	16	55	8	32	150	9.4
Rina Hill-LS	JR	16	58	5	29	150	9.4

REBOUNDING

PLAYER-TEAM	CL	G	OFF	DEF	TOT	AVG/G
1. Alaina Coates-SC	JR	16	37	140	177	11.1
2. Shacobia Barbee-UG	SR	14	40	94	134	9.6
3. Ronni Williams-UF	JR	16	41	100	141	8.8
4. Evelyn Akhator-UK	JR	16	59	81	140	8.8
5. A'Ja Wilson-SC	SO	16	43	93	136	8.5
6. Mercedes Russell-UT	SO	16	44	91	135	8.4
7. Bashaara Graves-UT	SR	14	46	72	118	8.4
8. Jordan Frericks-MO	JR	16	41	81	122	7.6
Alexis Hyder-LS	JR	16	58	64	122	7.6
10. Alexis Jennings-UK	SO	16	49	71	120	7.5
11. Melissa Wolff-AR	SR	16	41	72	113	7.1
12. Victoria Vivians-MS	SO	16	17	90	107	6.7
13. Akilah Bethel-LS	SR	16	27	77	104	6.5
14. Cierra Porter-MO	FR	15	36	61	97	6.5
15. Anriel Howard-AM	FR	16	37	66	103	6.4
Marqu'es Webb-VU	JR	16	36	67	103	6.4
17. Tra'Cee Tanner-AU	SR	16	44	56	100	6.3
18. Sophie Cunningham-MO	FR	16	23	74	97	6.1
19. A'Queen Hayes-UM	SO	16	58	37	95	5.9
20. Courtney Walker-AM.	SR	16	31	63	94	5.9

FIELD GOAL PCT (MIN. 5.0 MADE PER GAME)

PLAYER-TEAM	CL	G	FG	FGA	PCT
1. A'Ja Wilson-SC	SO	16	97	178	.545
2. Courtney Walker-AM.	SR	16	111	245	.453
3. Makayla Epps-UK	JR	16	98	226	.434
4. Jessica Jackson-AR	JR	16	88	214	.411
5. Tiaria Griffin-UG	SR	16	82	201	.408
6. Victoria Vivians-MS	SO	16	92	266	.346
7. Shandricka Sessom-UM.	SO	16	86	259	.332

ASSISTS

PLAYER-TEAM	CL	G	ASSISTS	AVG/G
1. Jordan Jones-AM	SR	14	91	6.50
2. Morgan William-MS	SO	16	80	5.00
3. Marjorie Butler-UG	SR	16	72	4.50
4. Janee Thompson-UK	SR	16	69	4.31
5. Eleanna Christinaki-UF	FR	16	62	3.88
6. Shacobia Barbee-UG	SR	14	53	3.79
7. Minta Spears-VU	JR	16	58	3.63
8. Makayla Epps-UK	JR	16	55	3.44
9. A'Queen Hayes-UM	SO	16	49	3.06
10. Katie Frerking-AU	JR	16	48	3.00
11. Tiffany Mitchell-SC	SR	16	45	2.81
12. Sophie Cunningham-MO	FR	16	43	2.69
Jordan Reynolds-UT	JR	16	43	2.69
Jordan Danberry-AR	FR	16	43	2.69
15. Erika Sisk-UM	JR	16	41	2.56
Tina Roy-SC	SR	16	41	2.56

FREE THROW PCT (MIN. 2.5 MADE PER GAME)

PLAYER-TEAM	CL	G	FTM	FTA	PCT
1. Courtney Walker-AM.	SR	16	93	107	.869
2. Tiffany Mitchell-SC	SR	16	65	78	.833
3. Morgan William-MS	SO	16	70	86	.814
4. Sophie Cunningham-MO	FR	16	59	76	.776
5. Cierra Porter-MO	FR	15	40	52	.769
6. Jessica Jackson-AR	JR	16	56	76	.737
7. A'Ja Wilson-SC	SO	16	66	91	.725
8. Jordan Frericks-MO	JR	16	40	57	.702
9. Makayla Epps-UK	JR	16	53	76	.697
10. Shacobia Barbee-UG	SR	14	49	71	.690
11. Ronni Williams-UF	JR	16	42	64	.656
12. Alexis Hyder-LS	JR	16	64	101	.634
13. Meoshonti Knight-UA	SO	16	40	69	.580
14. Alaina Coates-SC	JR	16	43	75	.573

STEALS

PLAYER-TEAM	CL	G	STEALS	AVG/G
1. Katie Frerking-AU	JR	16	41	2.56
2. Jordan Jones-AM	SR	14	31	2.21
3. Shacobia Barbee-UG	SR	14	30	2.14
4. Khadijah Sessions-SC	SR	16	34	2.13
5. Simone Westbrook-UF	JR	16	32	2.00
Erika Sisk-UM	JR	16	32	2.00
Meoshonti Knight-UA	SO	16	32	2.00
8. Akilah Bethel-LS	SR	16	31	1.94
Tiffany Mitchell-SC	SR	16	31	1.94
10. Hannah Cook-UA	SO	16	30	1.88
11. Victoria Vivians-MS	SO	16	29	1.81
Taylor Murray-UK	FR	16	29	1.81
13. Janiah McKay-AU	FR	16	27	1.69
Marjorie Butler-UG	SR	16	27	1.69
15. Karyla Middlebrook-UA	SO	16	26	1.63

3-POINT FG PCT (MIN. 2.0 MADE PER GAME)

PLAYER-TEAM	CL	G	3FG	FGA	PCT
1. Tina Roy-SC	SR	16	36	93	.387
2. Tiaria Griffin-UG	SR	16	41	114	.360

3-POINT FG MADE

PLAYER-TEAM	CL	G	3FG	AVG/G
1. Tiaria Griffin-UG	SR	16	41	2.56
2. Tina Roy-SC	SR	16	36	2.25
3. Hannah Cook-UA	SO	16	31	1.94
4. Morgan Stock-MO	SR	16	30	1.88
5. Christa Reed-VU	SO	16	29	1.81
6. Tiffany Mitchell-SC	SR	16	27	1.69
7. Victoria Vivians-MS	SO	16	25	1.56
8. Carlie Needles-UF	SR	15	23	1.53
9. Jessica Jackson-AR	JR	16	24	1.50
Janee Thompson-UK	SR	16	24	1.50
11. Sierra Michaelis-MO	JR	16	23	1.44
Madinah Muhammad-UM	FR	16	23	1.44
Shandricka Sessom-UM	SO	16	23	1.44
14. Shequila Joseph-UM	JR	16	22	1.38
Katie Frerking-AU	JR	16	22	1.38

BLOCKED SHOTS

PLAYER-TEAM	CL	G	BLOCKS	AVG/G
1. A'Ja Wilson-SC	SO	16	53	3.31
2. Mercedes Russell-UT	SO	16	29	1.81
3. Caliya Robinson-UG	FR	16	27	1.69
4. Rachel Mitchell-AM	SR	16	25	1.56
5. Khaalia Hillsman-AM	SO	16	24	1.50
6. Teaira McCowan-MS	FR	16	23	1.44
7. Bretta Hart-UM	JR	16	21	1.31
Tyshara Fleming-UF	JR	16	21	1.31
Quanetria Bolton-UA	SO	16	21	1.31
10. Haley Lorenzen-UF	SO	16	18	1.13
11. Diamond DeShields-UT	SO	16	17	1.06
12. Tra'Cee Tanner-AU	SR	16	16	1.00
13. Jessica Jackson-AR	JR	16	15	0.94
14. Merritt Hempe-UG	SR	16	14	0.88
Chinwe Okorie-MS	JR	16	14	0.88

FINAL TEAM STATISTICS (SEC GAMES ONLY)

SCORING

TEAM	G	PTS	AVG/G
1. South Carolina	16	16-0	1147 71.7
2. Florida	16	10-6	1135 70.9
3. Kentucky	16	10-6	1100 68.8
4. Texas A&M	16	11-5	1070 66.9
5. Tennessee	16	8-8	1039 64.9
6. Mississippi State	16	11-5	1001 62.6
7. Missouri	16	8-8	957 59.8
8. Georgia	16	9-7	954 59.6
9. Vanderbilt	16	5-11	924 57.8
10. Arkansas	16	7-9	922 57.6
11. Auburn	16	8-8	914 57.1
12. Alabama	16	4-12	877 54.8
13. Ole Miss	16	2-14	864 54.0
14. LSU	16	3-13	802 50.1

SCORING DEFENSE

TEAM	G	PTS	AVG/G
1. South Carolina	16	881	55.1
2. Mississippi State	16	914	57.1
Georgia	16	914	57.1
4. Tennessee	16	933	58.3
5. Missouri	16	954	59.6
6. Auburn	16	963	60.2
7. Alabama	16	971	60.7
8. LSU	16	972	60.8
9. Vanderbilt	16	981	61.3
Texas A&M	16	981	61.3
11. Kentucky	16	1010	63.1
12. Arkansas	16	1053	65.8
13. Ole Miss	16	1067	66.7
14. Florida	16	1112	69.5

SCORING MARGIN

TEAM	G	OFF	DEF	MARGIN
1. South Carolina	16	71.7	55.1	+16.6
2. Tennessee	16	64.9	58.3	+6.6
3. Kentucky	16	68.8	63.1	+5.6
4. Texas A&M	16	66.9	61.3	+5.6
5. Mississippi State	16	62.6	57.1	+5.4
6. Georgia	16	59.6	57.1	+2.5
7. Florida	16	70.9	69.5	+1.4
8. Missouri	16	59.8	59.6	+0.2
9. Auburn	16	57.1	60.2	-3.1
10. Vanderbilt	16	57.8	61.3	-3.6
11. Alabama	16	54.8	60.7	-5.9
12. Arkansas	16	57.6	65.8	-8.2
13. LSU	16	50.1	60.8	-10.6
14. Ole Miss	16	54.0	66.7	-12.7

FREE THROW PCT

TEAM	G	FTM	FTA	PCT
1. Texas A&M	16	241	322	.748
2. Missouri	16	204	274	.745
3. Mississippi State	16	227	306	.742
4. Vanderbilt	16	166	227	.731
5. Kentucky	16	212	305	.695
6. Tennessee	16	195	282	.691
7. Alabama	16	191	285	.670
8. South Carolina	16	274	410	.668
9. Arkansas	16	186	279	.667
10. Georgia	16	171	260	.658
11. LSU	16	190	294	.646
12. Florida	16	212	333	.637
13. Auburn	16	162	257	.630
14. Ole Miss	16	140	231	.606

FIELD GOAL PERCENTAGES

TEAM	G	FG	FGA	PCT
1. South Carolina	16	392	857	.457
2. Vanderbilt	16	339	777	.436
3. Kentucky	16	415	960	.432
4. Texas A&M	16	401	938	.428
5. Florida	16	415	1001	.415
6. Missouri	16	329	818	.402
7. Tennessee	16	389	973	.400
8. Auburn	16	351	885	.397
9. Georgia	16	349	888	.393
10. Mississippi State	16	358	941	.380
11. Alabama	16	308	834	.369
12. LSU	16	298	810	.368
13. Arkansas	16	338	925	.365
14. Ole Miss	16	316	990	.319

FIELD GOAL PCT DEFENSE

TEAM	G	FG	FGA	PCT
1. South Carolina	16	329	948	.347
2. Tennessee	16	337	946	.356
3. Missouri	16	328	908	.361
4. Georgia	16	326	878	.371
5. Texas A&M	16	373	973	.383
6. Mississippi State	16	331	857	.386
7. Alabama	16	354	908	.390
8. Auburn	16	338	839	.403
9. Arkansas	16	385	952	.404
10. Kentucky	16	376	927	.406
11. Florida	16	414	971	.426
12. LSU	16	355	821	.432
13. Vanderbilt	16	368	835	.441
14. Ole Miss	16	384	834	.460

3-POINT FG PCT

TEAM	G	FG	FGA	PCT
1. South Carolina	16	89	264	.337
2. Vanderbilt	16	80	238	.336
3. Georgia	16	85	253	.336
4. Florida	16	93	298	.312
5. Kentucky	16	58	192	.302
6. Missouri	16	95	322	.295
7. Arkansas	16	60	213	.282
8. Tennessee	16	66	238	.277
9. Mississippi State	16	58	222	.261
10. Ole Miss	16	92	356	.258
11. Alabama	16	70	275	.255
12. Auburn	16	50	206	.243
13. LSU	16	16	67	.239
14. Texas A&M	16	27	126	.214

3-POINT FG PCT DEFENSE

TEAM	G	FG	FGA	PCT
1. Georgia	16	60	249	.241
2. Missouri	16	58	240	.242
3. South Carolina	16	64	253	.253
4. Auburn	16	72	278	.259
5. Ole Miss	16	45	172	.262
6. Texas A&M	16	65	239	.272
7. Mississippi State	16	47	168	.280
8. Tennessee	16	62	214	.290
9. Arkansas	16	84	275	.305
10. Vanderbilt	16	61	199	.307
11. Kentucky	16	80	260	.308
12. Alabama	16	73	225	.324
13. LSU	16	93	276	.337
14. Florida	16	75	222	.338

REBOUNDING OFFENSE

TEAM	G	REB	AVG/G
1. Tennessee	16	686	42.9
2. Florida	16	637	39.8
3. South Carolina	16	624	39.0
4. Texas A&M	16	617	38.6
5. Kentucky	16	613	38.3
6. Mississippi State	16	597	37.3
7. Missouri	16	592	37.0
8. Georgia	16	591	36.9
9. Arkansas	16	571	35.7
10. LSU	16	536	33.5
11. Ole Miss	16	530	33.1
12. Auburn	16	517	32.3
13. Alabama	16	511	31.9
14. Vanderbilt	16	478	29.9

REBOUNDING DEFENSE

TEAM	G	REB	AVG/G
1. Vanderbilt	16	487	30.4
2. South Carolina	16	528	33.0
3. Missouri	16	535	33.4
4. LSU	16	536	33.5
5. Kentucky	16	539	33.7
6. Tennessee	16	568	35.5
7. Mississippi State	16	577	36.1
8. Auburn	16	580	36.2
9. Texas A&M	16	582	36.4
10. Georgia	16	593	37.1
11. Arkansas	16	628	39.2
12. Florida	16	631	39.4
13. Alabama	16	643	40.2
14. Ole Miss	16	673	42.1

REBOUNDING MARGIN

TEAM	TEAM AVG	OPP AVG	MARGIN
1. Tennessee	42.9	35.5	+7.4
2. South Carolina	39.0	33.0	+6.0
3. Kentucky	38.3	33.7	+4.6
4. Missouri	37.0	33.4	+3.6
5. Texas A&M	38.6	36.4	+2.2
6. Mississippi State	37.3	36.1	+1.2
7. Florida	39.8	39.4	+0.4
8. LSU	33.5	33.5	+0.0
9. Georgia	36.9	37.1	-0.1
10. Vanderbilt	29.9	30.4	-0.6
11. Arkansas	35.7	39.2	-3.6
12. Auburn	32.3	36.2	-3.9
13. Alabama	31.9	40.2	-8.2
14. Ole Miss	33.1	42.1	-8.9

BLOCKED SHOTS

TEAM	G	BLOCKS	AVG/G
1. Tennessee	16	77	4.81
2. Texas A&M	16	76	4.75
3. South Carolina	16	75	4.69
4. Mississippi State	16	73	4.56
5. Florida	16	63	3.94
6. Georgia	16	56	3.50
7. Alabama	16	53	3.31
8. Ole Miss	16	47	2.94
9. Kentucky	16	45	2.81
10. Missouri	16	43	2.69
11. Auburn	16	39	2.44
12. Arkansas	16	38	2.38
13. Vanderbilt	16	33	2.06
14. LSU	16	27	1.69

ASSISTS

TEAM	G	ASSISTS	AVG/G
1. South Carolina	16	239	14.94
2. Florida	16	224	14.00
3. Texas A&M	16	222	13.88
4. Georgia	16	218	13.63
5. Missouri	16	217	13.56
6. Tennessee	16	209	13.06
7. Vanderbilt	16	196	12.25
8. Kentucky	16	192	12.00
9. Auburn	16	191	11.94
10. Mississippi State	16	175	10.94
11. Arkansas	16	171	10.69
12. Ole Miss	16	165	10.31
13. LSU	16	161	10.06
14. Alabama	16	141	8.81

STEALS

TEAM	G	STEALS	AVG/G
1. Florida	16	180	11.25
2. Auburn	16	173	10.81
3. Alabama	16	151	9.44
4. South Carolina	16	148	9.25
5. LSU	16	143	8.94
6. Texas A&M	16	140	8.75
7. Ole Miss	16	133	8.31
8. Georgia	16	132	8.25
9. Tennessee	16	116	7.25
10. Mississippi State	16	110	6.88
11. Arkansas	16	104	6.50
12. Vanderbilt	16	103	6.44
13. Kentucky	16	101	6.31
14. Missouri	16	84	5.25

TURNOVER MARGIN

TEAM	TEAM AVG	OPP AVG	MARGIN
1. Mississippi State	15.2	19.1	+3.88
2. Ole Miss	15.9	19.5	+3.63
3. Auburn	19.2	21.1	+1.88
4. Texas A&M	15.7	17.1	+1.38
5. Alabama	17.3	17.9	+0.62
6. South Carolina	15.5	16.1	+0.63
7. Kentucky	15.8	16.3	+0.56
8. Florida	22.8	23.1	+0.31
9. Georgia	17.4	17.4	+0.00
10. Arkansas	16.8	16.4	-0.38
11. Tennessee	16.6	15.3	-1.31
12. LSU	18.6	16.8	-1.81
13. Vanderbilt	18.8	15.1	-3.75
14. Missouri	18.8	13.1	-5.63

FINAL INDIVIDUAL SUPERLATIVES

POINTS

42 Sophie Cunningham (Missouri) vs Wake Forest (11/22/15)
36 Victoria Vivians (Mississippi State) at LA Tech (12/13/15)
36 Torri Lewis (Ole Miss) vs New Orleans (12/14/15)
32 Courtney Williams (Texas A&M) vs California (11/27/15)
31 Diamond DeShields (Tennessee) vs East Tennessee State (12/02/15)
31 Courtney Walker (Texas A&M) at Florida (02/04/16)
30 Diamond DeShields (Tennessee) vs Stetson (12/30/15)
30 Victoria Vivians (Mississippi State) vs Tennessee (03/05/16)
30 Makayla Epps (Kentucky) vs Washington (03/25/16)
29 Jessica Jackson (Arkansas) vs Tulsa (11/23/15)
29 Alaina Coates (South Carolina) vs Winthrop (12/13/15)
29 Courtney Walker (Texas A&M) vs Little Rock (12/22/15)
29 Chelsea Jennings (Texas A&M) vs Ole Miss (01/14/16)
29 Courtney Walker (Texas A&M) vs Tennessee (02/07/16)
29 Sophie Cunningham (Missouri) at Kentucky (02/25/16)
29 Courtney Walker (Texas A&M) vs Missouri State (03/19/16)

FIELD GOALS MADE

14 Courtney Williams (Texas A&M) vs California (11/27/15)
14 Courtney Walker (Texas A&M) at Florida (02/04/16)
13 Sophie Cunningham (Missouri) vs Wake Forest (11/22/15)
13 Victoria Vivians (Mississippi State) at LA Tech (12/13/15)
13 Alaina Coates (South Carolina) vs Winthrop (12/13/15)
13 Makayla Epps (Kentucky) vs Washington (03/25/16)
12 Alexis Jennings (Kentucky) vs Morehead State (11/18/15)
12 Diamond DeShields (Tennessee) vs East Tennessee State (12/02/15)
12 Chelsea Jennings (Texas A&M) vs Ole Miss (01/14/16)
12 Mercedes Russell (Tennessee) vs Ohio State (03/25/10)

FIELD GOAL ATTEMPTS

28 Brandy Montgomery (Auburn) at Marquette (12/13/15)
27 Courtney Walker (Texas A&M) at Florida (02/04/16)
26 Brandy Montgomery (Auburn) vs Minnesota (11/28/15)
26 Courtney Walker (Texas A&M) vs Tennessee (02/07/16)
26 Makayla Epps (Kentucky) vs Washington (03/25/16)
25 Victoria Vivians (Mississippi State) vs South Carolina (01/24/16)
24 Courtney Williams (Texas A&M) vs California (11/27/15)
24 Torri Lewis (Ole Miss) vs New Orleans (12/14/15)
24 Victoria Vivians (Mississippi State) vs SMU (12/21/15)
24 Victoria Vivians (Mississippi State) at Georgia (01/21/16)
24 Shandricka Sessom (Ole Miss) at Arkansas (02/28/16)

FIELD GOAL PERCENTAGE (MIN. 10 MADE)

.909 (10-11) Makayla Epps (Kentucky) vs Louisville (12/10/15)
.909 (10-11) Courtney Walker (Texas A&M) vs Little Rock (12/22/15)
.867 (13-15) Alaina Coates (South Carolina) vs Winthrop (12/13/15)
.800 (12-15) Chelsea Jennings (Texas A&M) vs Ole Miss (01/14/16)
.769 (10-13) Pachis Roberts (Georgia) vs Tennessee Tech (12/28/15)
.769 (10-13) Khaalia Hillsman (Texas A&M) vs Prairie View A&M (12/29/15)
.769 (10-13) Chelsea Jennings (Texas A&M) at Vanderbilt (02/21/16)
.750 (12-16) Mercedes Russell (Tennessee) vs Ohio State (03/25/10)
.722 (13-18) Sophie Cunningham (Missouri) vs Wake Forest (11/22/15)
.714 (10-14) Courtney Walker (Texas A&M) vs TCU (11/21/15)
.714 (10-14) A'Ja Wilson (South Carolina) vs CSU Baskersfield (11/28/15)
.714 (10-14) Rachel Bell (Vanderbilt) at Drexel (12/03/15)
.714 (10-14) Melissa Wolff (Arkansas) vs New Orleans (12/30/15)
.714 (10-14) Makayla Epps (Kentucky) at Florida (01/31/16)
.714 (10-14) Alaina Coates (South Carolina) vs Kentucky (02/04/16)
.714 (10-14) Te'a Cooper (Tennessee) vs Georgia (02/28/16)

3-PT FG MADE

10 Torri Lewis (Ole Miss) vs New Orleans (12/14/15)
7 Victoria Vivians (Mississippi State) at LA Tech (12/13/15)
7 Tina Roy (South Carolina) vs Arkansas (01/03/16)
6 Torri Lewis (Ole Miss) vs UL-Lafayette (11/15/15)
6 Jenna Deemer (LSU) at Little Rock (11/18/15)
6 Sophie Cunningham (Missouri) vs Wake Forest (11/22/15)
6 Shandricka Sessom (Ole Miss) vs Arkansas-Pine Bluff (12/06/15)
6 Hannah Cook (Alabama) vs Georgetown (12/12/15)
6 Brandy Montgomery (Auburn) vs George Mason (12/23/15)
6 Tiaria Griffin (Georgia) vs Florida (02/21/16)

3-PT FG ATTEMPTS

22 Torri Lewis (Ole Miss) vs New Orleans (12/14/15)
16 Brandy Montgomery (Auburn) at Marquette (12/13/15)
15 Victoria Vivians (Mississippi State) at LA Tech (12/13/15)
15 Victoria Vivians (Mississippi State) vs Auburn (01/07/16)
15 Tina Roy (South Carolina) vs Syracuse (03/25/16)
14 Victoria Vivians (Mississippi State) at Michigan State (03/20/16)
13 Hannah Cook (Alabama) vs Alabama A&M (11/13/15)
13 Morgan Stock (Missouri) vs Arkansas (02/14/16)
13 Tiaria Griffin (Georgia) vs Indiana (03/19/16)
12 Brandy Montgomery (Auburn) vs UAB (11/13/15)
12 Carlie Needles (Florida) vs Ball State (11/27/15)
12 Shandricka Sessom (Ole Miss) vs Arkansas-Pine Bluff (12/06/15)
12 Brandy Montgomery (Auburn) vs Winthrop (12/16/15)
12 Tiaria Griffin (Georgia) vs Cincinnati (12/23/15)
12 Tina Roy (South Carolina) vs Arkansas (01/03/16)
12 Katie Frerking (Auburn) vs South Carolina (01/21/16)
12 Madinah Muhammad (Ole Miss) at Georgia (02/07/16)
12 Brandy Montgomery (Auburn) vs Florida (02/14/16)

3-PT PERCENTAGE (MIN. 5 MADE)

1.000 (5-5) Pachis Roberts (Georgia) vs Tennessee Tech (12/28/15)
.857 (6-7) Torri Lewis (Ole Miss) vs UL-Lafayette (11/15/15)
.833 (5-6) Maci Morris (Kentucky) vs Eastern Michigan (11/25/15)
.833 (5-6) Christa Reed (Vanderbilt) vs Troy (12/10/15)
.750 (6-8) Sophie Cunningham (Missouri) vs Wake Forest (11/22/15)
.750 (6-8) Hannah Cook (Alabama) vs Georgetown (12/12/15)
.714 (5-7) Shequila Joseph (Ole Miss) vs Kentucky (01/21/16)
.667 (6-9) Jenna Deemer (LSU) at Little Rock (11/18/15)
.625 (5-8) Victoria Vivians (Mississippi State) vs Grambling (11/21/15)
.625 (5-8) Brandy Montgomery (Auburn) vs Coppin State (12/19/15)
.625 (5-8) Carlie Needles (Florida) at Tennessee (01/07/16)
.625 (5-8) Tiaria Griffin (Georgia) at Alabama (01/17/16)

FREE THROWS MADE

12 Courtney Walker (Texas A&M) vs Missouri (01/21/16)
12 Makayla Epps (Kentucky) at Ole Miss (01/21/16)
11 Shacobia Barbee (Georgia) at Texas A&M (01/03/16)
11 Courtney Walker (Texas A&M) vs Tennessee (02/07/16)
11 Sophie Cunningham (Missouri) at Kentucky (02/25/16)
10 Sophie Cunningham (Missouri) vs Wake Forest (11/22/15)
10 Jessica Jackson (Arkansas) vs UL-Lafayette (11/27/15)
10 Courtney Walker (Texas A&M) vs Georgia (01/03/16)
10 Sophie Cunningham (Missouri) at Auburn (02/21/16)
10 Madinah Muhammad (Ole Miss) vs Mississippi State (02/21/16)
10 Courtney Walker (Texas A&M) at Vanderbilt (02/21/16)
10 Jessica Jackson (Arkansas) vs Ole Miss (02/28/16)
10 Makayla Epps (Kentucky) vs Oklahoma (03/21/16)

FREE THROW ATTEMPTS

14 Meoshonti Knight (Alabama) vs Appalachian State (11/16/15)
14 Alexis Hyder (LSU) vs Auburn (02/01/16)
14 Jessica Jackson (Arkansas) vs Ole Miss (02/28/16)
14 Akilah Bethel (LSU) vs Kentucky (03/03/16)
14 Makayla Epps (Kentucky) vs Oklahoma (03/21/16)
13 Tra'Cee Tanner (Auburn) at Marquette (12/13/15)
13 Courtney Walker (Texas A&M) vs Missouri (01/21/16)
12 Sophie Cunningham (Missouri) vs Wake Forest (11/22/15)
12 Jessica Jackson (Arkansas) vs UL-Lafayette (11/27/15)
12 Courtney Walker (Texas A&M) vs Georgia (01/03/16)
12 Shacobia Barbee (Georgia) at Texas A&M (01/03/16)
12 Alaina Coates (South Carolina) vs Missouri (01/10/16)
12 Alexis Hyder (LSU) vs Arkansas (01/21/16)
12 Makayla Epps (Kentucky) at Ole Miss (01/21/16)
12 Morgan William (Mississippi State) at Arkansas (01/31/16)
12 Alaina Coates (South Carolina) vs Kentucky (02/04/16)
12 Meoshonti Knight (Alabama) vs Ole Miss (02/04/16)
12 Shanice Norton (LSU) vs Georgia (02/14/16)

FINAL INDIVIDUAL SUPERLATIVES

12 Sophie Cunningham (Missouri) at Auburn (02/21/16)
12 Courtney Walker (Texas A&M) at Vanderbilt (02/21/16)
12 Sophie Cunningham (Missouri) at Kentucky (02/25/16)
12 Dominique Dillingham (Mississippi State) at Vanderbilt (02/25/16)
12 Evelyn Akhator (Kentucky) vs LSU (03/03/16)

FREE THROW PERCENTAGE (MIN. 10 MADE)

1.000 (12-12) Makayla Epps (Kentucky) at Ole Miss (01/21/16)
1.000 (11-11) Courtney Walker (Texas A&M) vs Tennessee (02/07/16)
.923 (12-13) Courtney Walker (Texas A&M) vs Missouri (01/21/16)
.917 (11-12) Shacobia Barbee (Georgia) at Texas A&M (01/03/16)
.917 (11-12) Sophie Cunningham (Missouri) at Kentucky (02/25/16)
.909 (10-11) Madinah Muhammad (Ole Miss) vs Mississippi State (02/21/16)
.833 (10-12) Sophie Cunningham (Missouri) vs Wake Forest (11/22/15)
.833 (10-12) Jessica Jackson (Arkansas) vs UL-Lafayette (11/27/15)
.833 (10-12) Courtney Walker (Texas A&M) vs Georgia (01/03/16)
.833 (10-12) Sophie Cunningham (Missouri) at Auburn (02/21/16)
.833 (10-12) Courtney Walker (Texas A&M) at Vanderbilt (02/21/16)

REBOUNDS

27 Anriel Howard (Texas A&M) vs Missouri State (03/19/16)
20 Melissa Wolff (Arkansas) vs New Orleans (12/30/15)
19 Bretta Hart (Ole Miss) vs UL-Lafayette (11/15/15)
19 Tra'Cee Tanner (Auburn) at Florida Gulf Coast (12/30/15)
19 Bashaara Graves (Tennessee) vs Florida (01/07/16)
18 Bretta Hart (Ole Miss) vs Western Kentucky (12/02/15)
18 Alaina Coates (South Carolina) at Alabama (02/22/16)
18 Evelyn Akhator (Kentucky) at Texas A&M (02/28/16)
17 Evelyn Akhator (Kentucky) vs Rice (11/13/15)
16 Evelyn Akhator (Kentucky) vs Morehead State (11/18/15)
16 Alaina Coates (South Carolina) vs Winthrop (12/13/15)
16 Alexis Jennings (Kentucky) at Texas A&M (02/28/16)
16 Alaina Coates (South Carolina) vs Syracuse (03/25/16)

ASSISTS

14 Minta Spears (Vanderbilt) vs Austin Peay (11/27/15)
14 Lindsey Cunningham (Missouri) vs Texas State (12/21/15)
12 Makayla Epps (Kentucky) vs Morehead State (11/18/15)
11 Morgan William (Mississippi State) vs Savannah State (11/29/15)
11 Eleanna Christinaki (Florida) vs Kentucky (01/31/16)
11 Jordan Jones (Texas A&M) at Vanderbilt (02/21/16)
10 Shacobia Barbee (Georgia) vs Stetson (11/15/15)
10 Janee Thompson (Kentucky) vs Eastern Michigan (11/25/15)
10 Dyandria Anderson (Florida) vs Ball State (11/27/15)
10 Eleanna Christinaki (Florida) at Ole Miss (01/10/16)
10 Janee Thompson (Kentucky) vs LSU (02/07/16)
10 Jordan Danberry (Arkansas) vs Alabama (02/18/16)
10 Jordan Jones (Texas A&M) vs Kentucky (02/28/16)

STEALS

8 Brandy Montgomery (Auburn) vs East Carolina (12/05/15)
8 Erika Sisk (Ole Miss) vs McNeese State (12/19/15)
7 Diamond DeShields (Tennessee) vs East Tennessee State (12/02/15)
6 Andraya Carter (Tennessee) vs Central Arkansas (11/15/15)
6 Shacobia Barbee (Georgia) vs Stetson (11/15/15)
6 Simone Westbrook (Florida) vs Savannah State (11/24/15)
6 Erika Sisk (Ole Miss) at Stony Brook (11/27/15)
6 Katie Frerking (Auburn) vs East Carolina (12/05/15)
6 Simone Westbrook (Florida) at Wisconsin (12/10/15)
6 Katie Frerking (Auburn) vs Winthrop (12/16/15)
6 Simone Westbrook (Florida) vs Saint Francis (12/20/15)
6 Kristen Gaffney (Vanderbilt) vs New Mexico State (12/29/15)
6 Simone Westbrook (Florida) vs UCF (12/30/15)
6 Meoshonti Knight (Alabama) vs LSU (01/03/16)
6 Erika Sisk (Ole Miss) vs Vanderbilt (01/03/16)
6 Taylor Murray (Kentucky) vs Auburn (01/17/16)
6 Meoshonti Knight (Alabama) at Florida (01/21/16)
6 Katie Frerking (Auburn) vs Arkansas (01/24/16)
6 Courtney Walker (Texas A&M) at Florida (02/04/16)
6 Khadijah Sessions (South Carolina) vs Georgia (02/18/16)

BLOCKED SHOTS

10 Alaina Coates (South Carolina) vs Winthrop (12/13/15)
8 A'Ja Wilson (South Carolina) at Kentucky (01/14/16)
8 A'Ja Wilson (South Carolina) vs Texas A&M (01/17/16)
6 Diamante Martinez (Alabama) vs Alabama A&M (11/13/15)
6 A'Ja Wilson (South Carolina) vs UNC Greensboro (11/15/15)
6 A'Ja Wilson (South Carolina) vs Missouri (01/10/16)
6 Caliya Robinson (Georgia) vs Indiana (03/19/16)
6 Alexis Jennings (Kentucky) vs Oklahoma (03/21/16)
5 Tyshara Fleming (Florida) at Temple (11/13/15)
5 Diamante Martinez (Alabama) vs Appalachian State (11/16/15)
5 Evelyn Akhator (Kentucky) vs Morehead State (11/18/15)
5 Mercedes Russell (Tennessee) vs Albany (11/27/15)
5 Teaira McCowan (Mississippi State) vs Savannah State (11/29/15)
5 Rachel Mitchell (Texas A&M) at South Carolina (01/17/16)
5 Rachel Mitchell (Texas A&M) vs Missouri (01/21/16)
5 Teaira McCowan (Mississippi State) at Georgia (01/21/16)
5 Caliya Robinson (Georgia) vs Ole Miss (02/07/16)
5 Khaalia Hillsman (Texas A&M) at Ole Miss (02/15/16)
5 A'Ja Wilson (South Carolina) at Tennessee (02/15/16)
5 Caliya Robinson (Georgia) vs Arkansas (02/25/16)
5 A'Ja Wilson (South Carolina) at Ole Miss (02/25/16)

TURNOVERS

11 Marjorie Butler (Georgia) vs Mississippi State (01/21/16)
9 Janiah McKay (Auburn) vs East Carolina (12/05/15)
9 Janee Thompson (Kentucky) at Florida (01/31/16)
8 Tiffany Mitchell (South Carolina) vs Ohio State (11/13/15)
8 Janiah McKay (Auburn) vs Winthrop (12/16/15)
8 Malica Monk (Arkansas) at Mississippi State (01/10/16)
8 Karyla Middlebrook (Alabama) at Florida (01/21/16)
8 Diamond DeShields (Tennessee) at Kentucky (01/25/16)
8 Rina Hill (LSU) vs Florida (02/25/16)
8 Courtney Walker (Texas A&M) vs Missouri State (03/19/16)

FINAL TEAM SUPERLATIVES

POINTS

122	Florida vs Saint Francis (12/20/15)
112	Kentucky vs Morehead State (11/18/15)
109	Mississippi State vs Mississippi Valley (11/24/15)
107	Mississippi State vs Grambling (11/21/15)
103	Ole Miss vs Alabama A&M (12/29/15)
102	Tennessee vs Central Arkansas (11/15/15)
99	Florida vs Savannah State (11/24/15)
98	Alabama vs Mississippi Valley (11/22/15)
97	Arkansas vs SE Louisiana (11/13/15)
97	Ole Miss vs Mississippi Valley (11/13/15)
97	Alabama vs Alcorn State (12/06/15)
97	Vanderbilt vs Troy (12/10/15)
97	Ole Miss vs New Orleans (12/14/15)
96	Alabama vs Alabama A&M (11/13/15)
96	Ole Miss vs McNeese State (12/19/15)

MARGIN

72 (109-37)	Mississippi State vs Mississippi Valley (11/24/15)
68 (92-24)	Kentucky vs Jackson State (11/29/15)
67 (92-25)	Mississippi State vs Savannah State (11/29/15)
65 (99-34)	Florida vs Savannah State (11/24/15)
64 (107-43)	Mississippi State vs Grambling (11/21/15)
63 (98-35)	Alabama vs Mississippi Valley (11/22/15)
61 (103-42)	Ole Miss vs Alabama A&M (12/29/15)
58 (92-34)	Mississippi State vs Norfolk State (11/27/15)
58 (88-30)	Texas A&M vs Prairie View A&M (12/29/15)
57 (86-29)	Vanderbilt vs Air Force (11/30/15)
57 (122-65)	Florida vs Saint Francis (12/20/15)
55 (102-47)	Tennessee vs Central Arkansas (11/15/15)
55 (112-57)	Kentucky vs Morehead State (11/18/15)
55 (89-34)	Georgia vs Kennesaw State (12/03/15)
54 (97-43)	Vanderbilt vs Troy (12/10/15)
54 (85-31)	Kentucky vs UNC Asheville (03/19/16)

FIELD GOALS MADE

46	Florida vs Saint Francis (12/20/15)
45	Mississippi State vs Mississippi Valley (11/24/15)
43	Kentucky vs Morehead State (11/18/15)
42	Mississippi State vs Grambling (11/21/15)
40	Ole Miss vs Alabama A&M (12/29/15)
39	Tennessee vs Central Arkansas (11/15/15)
38	Texas A&M vs Hawaii (12/04/15)
37	Arkansas vs SE Louisiana (11/13/15)
37	Florida vs Savannah State (11/24/15)
37	Missouri at Saint Mary's (CA) (11/28/15)
37	Alabama vs Alcorn State (12/06/15)
37	Vanderbilt vs Troy (12/10/15)
37	Mississippi State at LA Tech (12/13/15)
37	South Carolina vs Kentucky (03/05/16)
36	Mississippi State vs Norfolk State (11/27/15)
36	Vanderbilt vs Air Force (11/30/15)
36	Tennessee vs East Tennessee State (12/02/15)

FIELD GOAL ATTEMPTS

93	Ole Miss vs Mississippi Valley (11/13/15)
93	Mississippi State vs Grambling (11/21/15)
92	Kentucky vs Morehead State (11/18/15)
92	Ole Miss vs Missouri State (11/19/15)
91	Mississippi State vs Mississippi Valley (11/24/15)
88	Arkansas vs SE Louisiana (11/13/15)
86	Florida vs Saint Francis (12/20/15)
84	Ole Miss vs McNeese State (12/19/15)
83	Ole Miss vs Alabama A&M (12/29/15)
82	Tennessee vs Florida (01/07/16)
82	Florida at Arkansas (01/28/16)
81	Florida vs UCF (12/30/15)
80	Ole Miss vs New Orleans (12/14/15)
80	Ole Miss vs Florida (01/10/16)
80	Kentucky vs Washington (03/25/16)

FIELD GOAL PERCENTAGE

.692 (36-52)	Vanderbilt vs Air Force (11/30/15)
.615 (32-52)	Texas A&M vs Ole Miss (01/14/16)
.612 (30-49)	Vanderbilt vs New Mexico State (12/29/15)
.596 (34-57)	Kentucky vs Eastern Michigan (11/25/15)
.596 (34-57)	Tennessee vs Auburn (01/10/16)
.583 (28-48)	Vanderbilt at Drexel (12/03/15)
.580 (29-50)	Kentucky at Florida (01/31/16)
.574 (31-54)	Vanderbilt vs Austin Peay (11/27/15)
.569 (37-65)	Vanderbilt vs Troy (12/10/15)
.568 (25-44)	Missouri vs BYU (03/19/16)
.563 (27-48)	Vanderbilt vs Ole Miss (03/02/16)
.561 (23-41)	South Carolina at Ole Miss (02/25/16)
.552 (32-58)	Kentucky at Northern Kentucky (12/2/15)
.548 (34-62)	South Carolina vs Winthrop (12/13/15)
.547 (35-64)	South Carolina vs CSU Baskersfield (11/28/15)

3-PT FG MADE

16	Missouri vs Lamar (12-20-15)
14	Missouri at Saint Mary's (CA) (11/28/15)
14	Ole Miss vs New Orleans (12/14/15)
12	South Carolina vs Kentucky (03/05/16)
11	Ole Miss vs UL-Lafayette (11/15/15)
11	Missouri vs Wake Forest (11/22/15)
11	Kentucky vs Colorado (11/22/15)
11	Missouri vs SIU Edwardsville (11/24/15)
11	Mississippi State vs Savannah State (11/29/15)
11	Auburn vs Winthrop (12/16/15)
11	South Carolina vs Arkansas (01/03/16)
11	Florida at LSU (02/25/16)

3-PT FG ATTEMPTS

40	Missouri vs Lamar (12-20-15)
38	Ole Miss vs New Orleans (12/14/15)
36	Missouri at Saint Mary's (CA) (11/28/15)
34	Ole Miss vs Missouri (01/31/16)
33	Ole Miss vs Arkansas-Pine Bluff (12/06/15)
32	Ole Miss vs Mississippi Valley (11/13/15)
32	Missouri vs SIU Edwardsville (11/24/15)
32	South Carolina vs Syracuse (03/25/16)
31	Ole Miss at LSU (01/07/16)
30	Auburn vs UAB (11/13/15)
30	Alabama vs Alabama A&M (11/13/15)
29	Ole Miss vs Auburn (02/11/16)
28	Mississippi State vs Mississippi Valley (11/24/15)
28	Florida at Arkansas (01/28/16)
28	Ole Miss at Georgia (02/07/16)
28	Alabama vs South Carolina (02/22/16)
28	Missouri at Texas (03/21/16)

3-PT PERCENTAGE (MIN. 3 MADE)

.750 (3-4)	Auburn at Ole Miss (02/11/16)
.700 (7-10)	Vanderbilt vs Air Force (11/30/15)
.700 (7-10)	Vanderbilt vs Ole Miss (03/02/16)
.667 (2-3)	Texas A&M vs TCU (11/21/15)
.667 (2-3)	Texas A&M vs BYU (12/05/15)
.667 (2-3)	LSU at South Carolina (02/28/16)
.643 (9-14)	Georgia vs Tennessee Tech (12/28/15)
.636 (7-11)	Alabama vs Middle Tennessee St. (11/27/15)
.625 (5-8)	Texas A&M vs Southern (11/15/15)
.625 (5-8)	Kentucky vs Tennessee State (12/28/15)
.611 (11-18)	Kentucky vs Colorado (11/22/15)
.600 (3-5)	Texas A&M vs Hawaii (12/04/15)
.600 (3-5)	Texas A&M vs Missouri State (03/19/16)
.571 (8-14)	Florida vs Texas A&M (02/04/16)
.571 (4-7)	Texas A&M vs California (11/27/15)

FREE THROWS MADE

32	South Carolina vs Missouri (01/10/16)
31	Missouri vs Wake Forest (11/22/15)
30	Alabama vs Mississippi Valley (11/22/15)
29	Arkansas vs Missouri (01/17/16)
29	Kentucky vs Oklahoma (03/21/16)

FINAL TEAM SUPERLATIVES

28 Alabama vs Appalachian State (11/16/15)
28 Texas A&M vs Georgia (01/03/16)
28 Florida vs Auburn (02/28/16)
28 Kentucky vs LSU (03/03/16)
26 Texas A&M vs Tennessee (02/07/16)
25 Texas A&M vs Southern (11/15/15)
24 South Carolina vs Hampton (12/16/15)
24 Florida vs Saint Francis (12/20/15)
24 South Carolina vs Kentucky (02/04/16)
23 South Carolina vs Ohio State (11/13/15)
23 Tennessee vs Penn State (11/18/15)
23 Florida vs Ball State (11/27/15)
23 Mississippi State vs Tennessee State (12/06/15)
23 Florida at Ole Miss (01/10/16)
23 LSU vs Auburn (02/01/16)
23 Arkansas vs Ole Miss (02/28/16)
23 Missouri vs BYU (03/19/16)

FREE THROW ATTEMPTS

43 South Carolina vs Missouri (01/10/16)
40 Alabama vs Appalachian State (11/16/15)
40 Missouri vs Wake Forest (11/22/15)
40 Alabama vs Mississippi Valley (11/22/15)
40 Arkansas vs Missouri (01/17/16)
40 Arkansas vs Ole Miss (02/28/16)
40 Kentucky vs LSU (03/03/16)
38 Kentucky vs Oklahoma (03/21/16)
36 Texas A&M vs Southern (11/15/15)
36 LSU vs Auburn (02/01/16)
35 South Carolina vs Ohio State (11/13/15)
35 South Carolina vs Kentucky (02/04/16)
35 Texas A&M vs Tennessee (02/07/16)
35 Florida vs Auburn (02/28/16)
34 Alabama vs Alabama A&M (11/13/15)
34 Texas A&M vs Georgia (01/03/16)
34 Florida vs Vanderbilt (02/18/16)

FREE THROW PERCENTAGE (MIN. 10 MADE)

1.000 (12-12) Texas A&M vs Tennessee (03/04/16)
1.000 (10-10) Vanderbilt vs Georgia (01/31/16)
1.000 (7-7) LSU at Connecticut (12/21/15)
1.000 (6-6) LSU vs Samford (12/28/15)
1.000 (6-6) Texas A&M vs South Carolina (01/31/16)
1.000 (6-6) Georgia at Missouri (02/04/16)
1.000 (6-6) Ole Miss at Tennessee (02/18/16)
1.000 (4-4) Auburn at Kentucky (01/17/16)
.941 (16-17) Vanderbilt vs Ohio (11/28/15)
.941 (16-17) Mississippi State vs South Carolina (01/24/16)
.938 (15-16) Missouri at Kentucky (02/25/16)
.917 (22-24) Tennessee vs Texas A&M (03/04/16)
.917 (11-12) Missouri vs Lamar (12-20-15)
.917 (11-12) Texas A&M at LSU (01/10/16)
.909 (10-11) Kentucky vs Duke (12/20/15)

REBOUNDS

67 Kentucky vs Morehead State (11/18/15)
62 Florida at Ole Miss (01/10/16)
60 Mississippi State vs SE Louisiana (12/28/15)
59 Arkansas vs SE Louisiana (11/13/15)
58 Florida at South Alabama (12/01/15)
58 South Carolina at Alabama (02/22/16)
57 Mississippi State vs Grambling (11/21/15)
57 Auburn at Marquette (12/13/15)
57 Florida vs Saint Francis (12/20/15)
57 Kentucky at Texas A&M (02/28/16)
56 Florida vs UCF (12/30/15)
55 Arkansas vs Sam Houston State (11/15/15)
55 Ole Miss vs Mississippi Valley (11/13/15)
55 Mississippi State vs Mississippi Valley (11/24/15)
55 Texas A&M vs Missouri State (03/19/16)

ASSISTS

32 Kentucky vs Morehead State (11/18/15)
30 Mississippi State vs Mississippi Valley (11/24/15)
29 Mississippi State vs Norfolk State (11/27/15)
28 Missouri at Saint Mary's (CA) (11/28/15)
28 Missouri vs Texas State (12/21/15)
27 Mississippi State vs Savannah State (11/29/15)
27 Vanderbilt vs Troy (12/10/15)
27 Missouri vs Lamar (12-20-15)
26 Tennessee vs Central Arkansas (11/15/15)
26 Kentucky vs Eastern Michigan (11/25/15)
25 South Carolina vs UNC Greensboro (11/15/15)
25 Mississippi State vs Grambling (11/21/15)
25 South Carolina vs Winthrop (12/13/15)
25 Florida vs Saint Francis (12/20/15)
25 Georgia vs Tennessee Tech (12/28/15)

STEALS

24 Auburn vs East Carolina (12/05/15)
24 Ole Miss vs Alabama A&M (12/29/15)
23 Ole Miss vs McNeese State (12/19/15)
22 Florida vs Savannah State (11/24/15)
22 Tennessee vs East Tennessee State (12/02/15)
21 Florida vs Saint Francis (12/20/15)
21 Alabama at Florida (01/21/16)
21 Auburn vs Arkansas (01/24/16)
20 Mississippi State vs Mississippi Valley (11/24/15)
20 Auburn vs Winthrop (12/16/15)
19 Ole Miss vs New Orleans (12/14/15)
18 Auburn vs George Mason (12/23/15)
18 Florida vs Alabama (01/21/16)
17 Tennessee vs Central Arkansas (11/15/15)
17 Ole Miss vs Mississippi Valley (11/13/15)
17 Tennessee vs Chattanooga (11/23/15)
17 Alabama vs Alcorn State (12/06/15)
17 Florida vs NC State (12/21/15)

BLOCKED SHOTS

16 South Carolina vs Winthrop (12/13/15)
14 Alabama vs Alabama A&M (11/13/15)
13 Mississippi State vs Savannah State (11/29/15)
12 Alabama vs Mississippi Valley (11/22/15)
12 Mississippi State vs Kentucky (02/18/16)
11 Florida at Temple (11/13/15)
11 Alabama vs Alcorn State (12/06/15)
10 South Carolina vs UNC Greensboro (11/15/15)
10 Mississippi State at LA Tech (12/13/15)
10 Arkansas vs Mississippi Valley (12/28/15)
10 South Carolina at Kentucky (01/14/16)
9 Alabama vs Appalachian State (11/16/15)
9 Kentucky vs Morehead State (11/18/15)
9 Florida vs Savannah State (11/24/15)
9 Auburn vs Winthrop (12/16/15)
9 Alabama vs Grambling (12/20/15)
9 Kentucky vs Tennessee State (12/28/15)
9 South Carolina vs Texas A&M (01/17/16)

TURNOVERS

36 Florida vs Alabama (01/21/16)
32 Florida vs Mississippi State (01/03/16)
30 Missouri vs Florida (01/24/16)
30 Kentucky at Florida (01/31/16)
30 Auburn at LSU (02/01/16)
30 LSU vs Florida (02/25/16)
29 Alabama at Florida (01/21/16)
29 Vanderbilt at Auburn (02/04/16)
29 South Carolina at Ole Miss (02/25/16)
28 Auburn vs East Carolina (12/05/15)
28 LSU at Connecticut (12/21/15)
28 Florida at Ole Miss (01/10/16)
28 Arkansas at Auburn (01/24/16)
28 Florida vs Auburn (02/28/16)
27 Florida vs Florida State (11/16/15)
27 Missouri at Mississippi State (02/07/16)
27 Vanderbilt vs Mississippi State (03/04/16)

FINAL TEAM STATISTICS (TEAM-BY-TEAM)

ALABAMA

OVERALL: 15-16 (13-4 H, 0-11 A, 2-1 N) • SEC: 4-12 (4-4 H, 0-8 A)

Player	G-GS	Min.-Avg.	FG-FGA	Pct.	3P-3PA	Pct.	FT-FTA	Pct.	Off-Def	Tot.-Avg.	PF-FO	A	TO	B	S	Pts.-Avg.
11 Hannah Cook	31-31	925-29.8	117-310	.377	70-192	.365	68-93	.731	36-144	180-5.8	78-2	35	77	3	54	372-12.0
15 Meoshonti Knight	31-31	863-27.8	108-277	.390	16-70	.229	82-134	.612	20-93	113-3.6	63-2	61	87	10	50	314-10.1
01 Quanetria Bolton	31-19	567-18.3	121-244	.496	12-43	.279	35-50	.700	57-70	127-4.1	70-1	13	34	41	17	289-9.3
22 Karyla Middlebrook	31-31	976-31.5	90-256	.352	15-65	.231	78-104	.750	27-103	130-4.2	75-1	83	91	5	52	273-8.8
13 Nikki Hegstetter	31-31	897-28.9	74-170	.435	4-21	.190	56-77	.727	74-117	191-6.2	81-3	29	69	34	36	208 -6.7
05 Breanna Hayden	29-2	605-20.9	62-156	.397	6-25	.240	47-65	.723	25-69	94-3.2	37-0	65	56	9	19	177 -6.1
23 Shaquera Wade	30-9	688-22.9	72-195	.369	11-43	.256	26-44	.591	46-70	116-3.9	63-0	31	48	11	38	181 -6.0
12 C'Coriea Foy	14-0	86-6.1	16-35	.457	3-15	.200	5-7	.714	5-4	9-0.6	10-0	4	8	2	9	40 -2.9
02 Trista Magee	19-0	261-13.7	11-48	.229	10-39	.256	6-6	1.000	4-23	27-1.4	22-0	6	9	1	8	38-2.0
03 Khadijah Carter	27-1	172-6.4	15-44	.341	4-26	.154	16-17	.941	3-21	24-0.9	8-0	5	10	8	10	50 -1.9
35 Diamante Martinez	23-0	136-5.9	10-29	.345	0-0	.000	11-18	.611	10-12	22-1.0	32-3	2	14	23	3	31-1.3
21 Taylor Berry	8 -0	24-3.0	1-6	.167	0-4	.000	0-0	.000	0-0	0-0.0	2-0	1	2	0	2	2-0.3
Team									59-65	124-4.0	0		8			
Total			**697-1770**	**.394**	**151-543**	**.278**	**430-615**	**.699**	**366-791**	**1157-37.3**	**541-12**	**335**	**513**	**147**	**298**	**1975-63.7**
Opponents			652-1798	.363	147-504	.292	353-506	.698	424-782	1206-38.9	625	361	587	112	237	1804-58.2

ARKANSAS

OVERALL: 12-18 (11-4 H, 1-10 A, 0-4 N) • SEC: 7-9 (6-2 H, 1-7 A)

Player	G-GS	Min.-Avg.	FG-FGA	Pct.	3P-3PA	Pct.	FT-FTA	Pct.	Off-Def	Tot.-Avg.	PF-FO	A	TO	B	S	Pts.-Avg.
00 Jessica Jackson	29-27	920-31.7	170-418	.407	48-150	.320	89-121	.736	51-132	183-6.3	76-3	30	70	33	15	477 -16.4
21 Devin Cosper	30-25	792-26.4	97-293	.331	25-104	.240	50-72	.694	16-83	99-3.3	57-0	42	74	5	34	269-9.0
24 Jordan Danberry	30-13	575-19.2	77-233	.330	3-28	.107	44-71	.620	30-48	78-2.6	72-2	70	83	5	27	201-6.7
15 Kelsey Brooks	26-17	617-23.7	60-166	.361	24-76	.316	29-41	.707	10-43	53-2.0	47-0	57	35	3	29	173-6.7
35 Alecia Cooley	30-28	699-23.3	74-148	.500	0-0	.000	48-63	.762	50-95	145-4.8	49-2	16	34	11	11	196-6.5
33 Melissa Wolff	30-30	894-29.8	73-189	.386	0-2	.000	28-44	.636	88-140	228-7.6	71-3	49	46	13	31	174-5.8
03 Malica Monk	27-5	461-17.1	48-136	.353	2-10	.200	12-19	.632	6-23	29-1.1	60-2	47	44	5	23	110-4.1
04 Keiryn Swenson	29-1	373-12.9	27-84	.321	5-21	.238	19-27	.704	34-34	68-2.3	26-0	7	15	4	10	78-2.7
32 Khadijah West	28-0	257-9.2	22-63	.349	0-0	.000	8-18	.444	34-36	70-2.5	44-1	7	20	7	11	52-1.9
12 Briunna Freeman	29-3	273-9.4	21-70	.300	0-0	.000	5-15	.333	32-28	60-2.1	46-1	13	21	2	13	47-1.6
22 Bailey Zimmerman	20-1	174-8.7	6-48	.125	4-33	.121	7-12	.583	12-9	21-1.1	9-0	4	15	2	4	23-1.2
25 Tatiyana Smith	4 -0	5-3.8	1-2	.500	0-0	.000	2-2	1.000	1-0	1-0.3	0-0	1	1	1	1	4-1.0
Team									67-81	148-4.9	1		7			
Total			**676-1850**	**.365**	**111-424**	**.262**	**341-505**	**.675**	**431-752**	**1183-39.4**	**558-14**	**343**	**465**	**91**	**209**	**1804-60.1**
Opponents			684-1754	.390	148-497	.298	375-519	.723	365-781	1146-38.2	509	382	485	132	234	1891-63.0

AUBURN

OVERALL: 20-13 (9-4 H, 6-8 A, 5-1 N) • SEC: 8-8 (5-3 H, 3-5 A)

Player	G-GS	Min.-Avg.	FG-FGA	Pct.	3P-3PA	Pct.	FT-FTA	Pct.	Off-Def	Tot.-Avg.	PF-FO	A	TO	B	S	Pts.-Avg.
10 Brandy Montgomery	33-33	1068-32.4	177-488	.363	54-188	.287	55-71	.775	24-105	129-3.9	46-0	55	95	1	59	463-14.0
44 Tra'Cee Tanner	33-33	910-27.6	164-279	.588	0-0	.000	62-108	.574	104-131	235-7.1	97-0	42	80	34	38	390-11.8
13 Katie Frerking	33-33	1060-32.1	138-357	.387	45-157	.287	64-91	.703	33-134	167-5.1	67-1	102	70	13	81	385-11.7
33 Janiah McKay	33-19	894-27.1	104-285	.365	28-100	.280	69-101	.683	17-48	65-2.0	72-1	76	119	4	43	305-9.2
15 Jazmine Jones	33-33	839-25.4	84-163	.515	0-1	.000	17-59	.288	60-64	124-3.8	92-3	45	59	9	51	185-5.6
03 Erica Sanders	33-0	569-17.2	40-103	.388	0-7	.000	15-20	.750	39-46	85-2.6	87-2	30	33	0	33	95-2.9
40 Khady Dieng	29-14	465-16.0	27-85	.318	4-28	.143	18-22	.818	12-38	50-1.7	58-0	52	63	9	34	76-2.6
12 Jonika Garvin	21-0	199-9.5	17-67	.254	3-20	.150	1-5	.200	6-25	31-1.5	18-0	8	15	8	7	38-1.8
23 Jessica Jones	33-0	347-10.5	21-46	.457	0-0	.000	14-27	.519	33-30	63-1.9	36-0	11	19	15	11	56-1.7
35 Cabriana Capers	33-0	295-8.9	22-50	.440	0-0	.000	11-23	.478	39-31	70-2.1	33-0	15	23	4	13	55-1.7
02 Bria Johnson	10-0	30-3.0	0-6	.000	0-3	.000	0-0	.000	0-1	1-0.1	3-0	1	5	0	0	0-0.0
Team									79-65	144-4.4	0		12			
Total			**794-1929**	**.412**	**134-504**	**.266**	**326-527**	**.619**	**446-718**	**1164-35.3**	**609-7**	**437**	**593**	**97**	**370**	**2048-62.1**
Opponents			694-1776	.391	182-635	.287	405-577	.702	404-771	1175-35.6	563	433	696	115	300	1975-59.8

FLORIDA

OVERALL: 22-9 (13-2 H, 7-5 A, 2-2 N) • SEC: 10-6 (6-2 H, 4-4 A)

Player	G-GS	Min.-Avg.	FG-FGA	Pct.	3P-3PA	Pct.	FT-FTA	Pct.	Off-Def	Tot.-Avg.	PF-FO	A	TO	B	S	Pts.-Avg.
01 Ronni Williams	30-29	682-22.7	131-253	.518	2-5	.400	69-100	.690	76-159	235-7.8	115-8	30	95	20	36	333-11.1
21 Eleanna Christinaki	31-28	760-24.5	118-275	.429	24-80	.300	63-89	.708	45-55	100-3.2	58-2	106	98	4	41	323-10.4
44 Haley Lorenzen	31-27	701-22.6	122-236	.517	0-0	.000	45-74	.608	81-88	169-5.5	81-3	15	46	32	24	289-9.3
13 Cassie Peoples	29-3	543-18.7	87-207	.420	30-86	.349	51-60	.850	16-32	48-1.7	29-0	62	74	3	25	255-8.8
20 Simone Westbrook	31-13	659-21.3	87-225	.387	27-88	.307	46-68	.676	20-69	89-2.9	67-1	75	91	3	70	247-8.0
04 Carlie Needles	30-29	722-24.1	65-199	.327	47-151	.311	29-39	.744	26-43	69-2.3	46-0	49	45	0	42	206-6.9
03 January Miller	31-7	379-12.2	58-167	.347	9-31	.290	58-88	.659	33-35	68-2.2	85-3	26	52	1	36	183-5.9
32 Carla Batchelor	31-2	472-15.2	58-135	.430	18-48	.375	27-46	.587	41-65	106-3.4	42-0	21	39	9	14	161-5.2
24 Tyshara Fleming	31-4	409-13.2	63-117	.538	0-0	.000	29-67	.433	52-86	138-4.5	81-3	11	32	45	34	155-5.0
11 Dyandria Anderson	30-13	544-18.1	57-132	.432	11-42	.262	21-25	.840	32-53	85-2.8	39-0	47	50	9	46	146-4.9
02 Isis Young	16-0	117-7.3	11-37	.297	4-16	.250	5-8	.625	1-4	5-0.3	10-0	11	18	0	7	31-1.9
15 Viktorija Dimaite	16-0	86-5.4	10-20	.500	1-4	.250	10-14	.714	9-8	17-1.1	8-0	0	8	7	2	31-1.9
23 Brooke Copeland	28-0	151-5.4	12-43	.279	8-33	.242	6-8	.750	10-17	27-1.0	17-0	10	13	8	8	38-1.4
Team									74-74	148-4.8	1		5			
Total			**879-2046**	**.430**	**181-584**	**.310**	**459-686**	**.669**	**516-788**	**1304-42.1**	**679-20**	**463**	**666**	**141**	**385**	**2398-77.4**
Opponents			783-1912	.410	157-509	.308	417-637	.655	450-761	1211-39.1	655	399	731	101	311	2140-69.0

FINAL TEAM STATISTICS (TEAM-BY-TEAM)

GEORGIA

OVERALL: 21-10 (14-3 H, 6-5 A, 1-2 N) • SEC: 9-7 (5-3 H, 4-4 A)

Player	G-GS	Min.-Avg.	FG-FGA	Pct.	3P-3PA	Pct.	FT-FTA	Pct.	Off-Def	Tot.-Avg.	PF-FO	A	TO	B	S	Pts.-Avg.
03 Tiaria Griffin	30-30	1017-33.9	152-389	.391	76-221	.344	61-88	.693	37-82	119-4.0	50-0	57	57	5	45	441-14.7
20 Shacobia Barbee	27-27	916-33.9	118-269	.439	23-67	.343	83-125	.664	77-170	247-9.1	57-2	116	57	9	63	342-12.7
13 Merritt Hempe	31-31	760-24.5	123-264	.466	4-19	.211	39-61	.639	69-119	188-6.1	105-7	26	70	26	22	289-9.3
33 Mackenzie Engram	16-14	390-24.4	52-138	.377	9-33	.273	18-32	.563	29-58	87-5.4	40-2	14	26	8	12	131-8.2
04 Caliya Robinson	28-1	543-19.4	98-204	.480	5-18	.278	22-38	.579	54-105	159-5.7	51-1	36	47	48	16	223-8.0
11 Pachis Roberts	23-10	521-22.7	58-150	.387	18-54	.333	28-40	.700	41-55	96-4.2	64-3	36	39	2	22	162-7.0
24 Marjorie Butler	31-31	1024-33.0	59-186	.317	12-56	.214	29-43	.674	19-81	100-3.2	81-3	141	74	2	42	159-5.1
23 Halle Washington	26-10	363-14.0	38-100	.380	0-3	.000	20-30	.667	17-36	53-2.0	73-1	9	27	11	8	96-3.7
25 Amber Skidgel	16-0	162-10.1	16-51	.314	11-35	.314	1-4	.250	5-15	20-1.3	8-0	5	9	2	3	44-2.8
01 Shanea Armbrister	21-0	158-7.5	17-52	.327	13-29	.448	0-2	.000	7-14	21-1.0	18-0	4	12	0	1	47-2.2
12 Haley Clark	29-1	334-11.5	14-42	.333	1-4	.250	13-22	.591	7-32	39-1.3	42-2	38	40	6	13	42-1.4
10 Hannahkohl Almire	8-0	37-4.6	2-7	.286	1-2	.500	0-0	.000	6-3	9-1.1	5-0	2	4	0	0	5-0.6
Team									73-46	119-3.8	0		19			
Total			**747-1852**	**.403**	**173-541**	**.320**	**314-485**	**.647**	**441-816**	**1257-40.5**	**594-21**	**484**	**481**	**119**	**247**	**1981-63.9**
Opponents			595-1702	.350	126-519	.243	361-555	.650	377-737	1114-35.9	561	292	534	83	225	1677-54.1

KENTUCKY

OVERALL: 25-8 (16-2 H, 7-4 A, 2-2 N) • SEC: 10-6 (6-2 H, 4-4 A)

Player	G-GS	Min.-Avg.	FG-FGA	Pct.	3P-3PA	Pct.	FT-FTA	Pct.	Off-Def	Tot.-Avg.	PF-FO	A	TO	B	S	Pts.-Avg.
25 Makayla Epps	32-32	1126-35.2	207-438	.473	26-92	.283	106-146	.726	39-115	154-4.8	40-0	143	77	4	4	1546-17.1
03 Janee Thompson	33-32	1111-33.7	145-363	.399	56-144	.389	71-86	.826	15-63	78-2.4	55-1	157	97	3	35	417-12.6
13 Evelyn Akhator	33-33	884-26.8	156-306	.510	1-1	1.000	67-116	.578	121-185	306-9.3	83-3	22	59	32	37	380-11.5
35 Alexis Jennings	33-18	837-25.4	132-268	.493	0-2	.000	67-90	.744	88-145	233-7.1	90-3	15	56	31	20	331-10.0
04 Maci Morris	33-33	820-24.8	101-254	.398	49-125	.392	30-35	.857	8-77	85-2.6	78-4	31	54	7	19	281-8.5
24 Taylor Murray	33-0	757-22.9	81-185	.438	14-52	.269	50-60	.833	20-68	88-2.7	72-0	73	52	1	56	226-6.8
05 Kyvin Goodin-Rogers	5-0	57-11.4	9-16	.563	8-13	.615	2-2	1.000	1-7	8-1.6	4-0	4	4	2	3	28-5.6
01 Batouly Camara	33-14	603-18.3	71-144	.493	0-1	.000	25-47	.532	34-108	142-4.3	89-3	19	60	30	6	167-5.1
45 Alyssa Rice	26-2	246-9.5	22-50	.440	0-0	.000	18-32	.563	27-34	61-2.3	54-1	6	23	11	3	62-2.4
02 Ivana Jakubcova	24-1	185-7.7	10-31	.323	0-3	.000	7-13	.538	9-18	27-1.1	19-0	5	14	10	2	27-1.1
Team									63-76	139-4.2	0		11			
Total			**934-2055**	**.455**	**154-433**	**.356**	**443-627**	**.707**	**425-896**	**1321-40.0**	**584-15**	**475**	**507**	**131**	**222**	**2465-74.7**
Opponents			743-1995	.372	176-590	.298	338-510	.663	399-739	1138-34.5	636	416	575	138	205	2000-60.6

LSU

OVERALL: 10-21 (6-7 H, 2-11 A, 2-3 N) • SEC: 3-13 (2-6 H, 1-7 A)

Player	G-GS	Min.-Avg.	FG-FGA	Pct.	3P-3PA	Pct.	FT-FTA	Pct.	Off-Def	Tot.-Avg.	PF-FO	A	TO	B	S	Pts.-Avg.
20 Alexis Hyder	31-27	836-27.0	133-280	.475	2-9	.222	109-162	.673	122-122	244-7.9	113-5	63	95	23	44	377-12.2
11 Raigyne Moncrief	3-3	113-37.7	12-45	.267	0-1	.000	7-12	.583	2-19	21-7.0	6-0	11	8	1	8	31-10.3
01 Jenna Deemer	19-9	497-26.2	62-169	.367	32-83	.386	24-31	.774	11-27	38-2.0	34-0	16	14	2	24	180-9.5
03 Akilah Bethel	30-22	883-29.4	102-229	.445	0-3	.000	49-92	.533	53-138	191-6.4	93-6	65	93	12	55	253-8.4
13 Rina Hill	31-31	1079-34.8	105-303	.347	8-32	.250	42-60	.700	28-45	73-2.4	76-1	66	86	2	29	260-8.4
05 Ayana Mitchell	3-1	48-16.0	7-7	1.000	0-0	.000	5-9	.556	5-6	11-3.7	6-0	0	3	0	2	19-6.3
02 Shanice Norton	31-22	794-25.6	56-164	.341	5-25	.200	49-74	.662	31-76	107-3.5	62-1	40	67	0	30	166-5.4
10 Jasmine Rhodes	31-14	744-24.0	66-189	.349	1-10	.100	22-29	.759	46-55	101-3.3	53-2	31	47	9	33	155-5.0
31 Ann Jones	24-9	412-17.2	46-102	.451	1-2	.500	27-38	.711	31-65	96-4.0	61-1	16	39	14	22	120-5.0
04 Anne Pedersen	29-17	681-23.5	43-152	.283	2-16	.125	21-29	.724	36-32	68-2.3	75-2	36	48	8	8	109-3.8
35 Alliyah Fareo	18-0	75-4.2	6-12	.500	0-0	.000	6-11	.545	11-6	17-0.9	20-0	0	6	0	0	18-1.0
32 Constance Quinn	6-0	36-6.0	0-4	.000	0-0	.000	0-0	.000	0-1	1-0.2	3-0	1	1	0	1	0-0.0
23 Kayla Lee	3-0	3-1.0	0-0	.000	0-0	.000	0-0	.000	0-0	0-0.0	0-0	0	0	0	0	0-0.0
42 Ashley Humbles	6-0	23-3.8	0-1	.000	0-0	.000	0-2	.000	0-4	4-0.7	2-0	1	2	0	1	0-0.0
24 Amber Jones	1-0	1-1.0	0-1	.000	0-0	.000	0-0	.000	0-0	0-0.0	0-0	0	0	0	0	0-0.0
Team									50-46	96-3.1	2		21			
Total			**638-1658**	**.385**	**51-181**	**.282**	**361-549**	**.658**	**426-642**	**1068-34.5**	**606-18**	**346**	**530**	**71**	**257**	**1688-54.5**
Opponents			660-1590	.415	168-544	.309	355-554	.641	374-676	1050-33.9	594	359	525	91	258	1843-59.5

OLE MISS

OVERALL: 10-20 (8-9 H, 2-10 A, 0-1 N) • SEC: 2-14 (2-6 H, 0-8 A)

Player	G-GS	Min.-Avg.	FG-FGA	Pct.	3P-3PA	Pct.	FT-FTA	Pct.	Off-Def	Tot.-Avg.	PF-FO	A	TO	B	S	Pts.-Avg.
23 Shandricka Sessom	30-26	887-29.6	187-502	.373	50-174	.287	44-56	.786	54-99	153-5.1	88-3	52	80	14	42	468-15.6
05 Erika Sisk	30-28	825-27.5	81-237	.342	10-50	.200	67-95	.705	51-42	93-3.1	63-3	83	65	0	66	239-8.0
20 Madinah Muhammad	30-21	544-18.1	73-254	.287	37-129	.287	43-54	.796	12-30	42-1.4	71-0	23	40	6	25	226-7.5
03 A'Queen Hayes	30-27	811-27.0	72-206	.350	4-17	.235	40-73	.548	97-62	159-5.3	97-8	85	75	3	46	188-6.3
11 Shequila Joseph	30-27	743-24.8	67-196	.342	29-104	.279	24-38	.632	52-73	125-4.2	62-1	17	51	11	22	187-6.2
44 Torri Lewis	30-6	476-15.9	45-150	.300	39-130	.300	13-20	.650	8-24	32-1.1	34-0	25	12	2	19	142-4.7
24 Bretta Hart	30-9	575-19.2	64-133	.481	0-0	.000	13-33	.394	74-96	170-5.7	84-6	5	33	38	38	141-4.7
15 Kelsey Briggs	16-2	186-11.6	31-91	.341	5-28	.179	6-12	.500	16-15	31-1.9	22-1	7	11	5	12	73-4.6
25 Alissa Alston	29-3	391-13.5	35-124	.282	6-17	.353	44-85	.518	20-28	48-1.7	78-6	46	46	2	20	120-4.1
00 Kiara Golden	18-0	168-9.3	22-69	.319	13-42	.310	5-13	.385	5-13	18-1.0	14-1	9	12	2	17	62-3.4
02 Jonell Williams	17-0	140-8.2	15-39	.385	0-0	.000	13-24	.542	34-36	70-4.1	16-0	2	11	1	6	43-2.5
10 C Muhate Pena	23-1	245-10.7	19-40	.475	0-0	.000	10-24	.417	27-39	66-2.9	34-1	9	17	11	12	48-2.1
04 Precious Person	2-0	10-5.0	2-6	.333	0-2	.000	0-0	.000	1-1	2-1.0	2-0	1	0	1	1	4-2.0
Team									91-66	157-5.2	1		7			
Total			**713-2047**	**.348**	**193-693**	**.279**	**322-527**	**.611**	**542-624**	**1166-38.9**	**666-30**	**364**	**460**	**96**	**326**	**1941-64.7**
Opponents			685-1613	.425	106-371	.286	462-686	.673	396-885	1281-42.7	530	434	672	120	218	1938-64.6

FINAL TEAM STATISTICS (TEAM-BY-TEAM)

MISSISSIPPI STATE

OVERALL: 28-8 (16-2 H, 6-4 A, 6-2 N) • SEC: 11-5 (6-2 H, 5-3 A)

Player	G-GS	Min.-Avg.	FG-FGA	Pct.	3P-3PA	Pct.	FT-FTA	Pct.	Off-Def	Tot.-Avg.	PF-FO	A	TO	B	S	Pts.-Avg.
35 Victoria Vivians	36-36	1120-31.1	233-610	.382	79-256	.309	71-97	.732	42-168	210-5.8	98-2	37	63	10	62	616-17.1
02 Morgan William	36-36	1075-29.9	95-296	.321	18-66	.273	141-167	.844	22-60	82-2.3	70-1	176	100	7	40	349-9.7
00 Dominique Dillingham	36-36	1189-33.0	106-288	.368	18-65	.277	55-69	.797	63-72	135-3.8	96-3	67	39	17	56	285-7.9
45 Chinwe Okorie	36-33	749-20.8	100-190	.526	0-0	.000	45-73	.616	111-105	216-6.0	101-5	11	53	26	16	245-6.8
15 Teaira McCowan	35-1	481-13.7	92-186	.495	0-0	.000	46-69	.667	100-95	195-5.6	93-5	9	49	46	18	230-6.6
03 Breanna Richardson	34-1	613-18.0	61-152	.401	3-17	.176	66-96	.688	67-64	131-3.9	80-4	32	73	15	20	191-5.6
13 Ketara Chapel	36-35	745-20.7	70-155	.452	0-2	.000	30-40	.750	49-72	121-3.4	62-1	34	46	10	16	170-4.7
44 LaKaris Salter	20-0	127-6.4	30-80	.375	12-36	.333	1-4	.250	17-12	29-1.5	15-0	5	13	3	3	73-3.7
23 Kayla Nevitt	30-0	293-9.8	41-101	.406	16-46	.348	7-11	.636	17-18	35-1.2	20-0	16	8	6	12	105-3.5
01 Blair Schaefer	33-0	318-9.6	30-98	.306	24-71	.338	8-14	.571	10-17	27-0.8	26-0	14	13	0	10	92-2.8
05 Sherise Williams	28-2	183-6.5	23-45	.511	0-0	.000	13-28	.464	31-34	65-2.3	25-0	6	17	19	6	59-2.1
10 Jazzmun Holmes	33-0	298-9.0	20-70	.286	2-17	.118	20-24	.833	8-25	33-1.0	26-0	71	32	3	21	62-1.9
12 Jazmine Spears	8-0	34-4.3	5-13	.385	1-3	.333	2-2	1.000	7-6	13-1.6	1-0	1	3	1	0	13-1.6
Team									72-70	142-3.9	0		20			
Total			**906-2284**	**.397**	**173-579**	**.299**	**505-694**	**.728**	**616-818**	**1434-39.8**	**713-21**	**479**	**529**	**163**	**280**	**2490-69.2**
Opponents	36		712-1875	.380	106-377	.281	482-667	.723	410-841	1251-34.8	786	340	742	112	212	2012-55.9

MISSOURI

OVERALL: 22-10 (13-3 H, 7-6 A, 2-1 N) • SEC: 8-8 (5-3 H, 3-5 A)

Player	G-GS	Min.-Avg.	FG-FGA	Pct.	3P-3PA	Pct.	FT-FTA	Pct.	Off-Def	Tot.-Avg.	PF-FO	A	TO	B	S	Pts.-Avg.
03 Sophie Cunningham	32-32	964-30.1	149-297	.502	37-104	.356	113-136	.831	46-141	187-5.8	97-4	95	77	17	36	448-14.0
22 Jordan Frericks	32-32	834-26.1	151-274	.551	0-3	.000	85-127	.669	87-160	247-7.7	100-7	44	75	24	39	387-12.1
21 Cierra Porter	31-27	702-22.6	92-194	.474	4-16	.250	78-100	.780	57-109	166-5.4	78-1	45	55	22	13	266-8.6
24 Sierra Michaelis	32-24	607-19.0	96-236	.407	51-147	.347	29-38	.763	15-71	86-2.7	70-1	52	69	3	30	272-8.5
02 Morgan Stock	31-8	546-17.6	74-187	.396	53-155	.342	11-15	.733	12-31	43-1.4	26-0	18	32	8	12	212-6.8
11 Lindsey Cunningham	32-31	774-24.2	41-99	.414	26-55	.473	34-42	.810	12-71	83-2.6	59-3	106	68	7	19	142-4.4
20 Kayla Mcdowell	30-0	368-12.3	39-100	.390	5-22	.227	25-30	.833	29-56	85-2.8	33-0	19	32	6	9	108-3.6
23 Juanita Robinson	32-0	354-11.1	33-102	.324	18-65	.277	28-31	.903	11-19	30-0.9	38-0	30	38	2	8	112-3.5
10 Maddie Stock	31-0	298-9.6	25-95	.263	18-84	.214	6-6	1.000	4-34	38-1.2	24-0	20	19	4	9	74-2.4
04 Bri Porter	30-1	299-10.0	23-70	.329	1-12	.083	17-22	.773	24-35	59-2.0	17-0	10	17	9	15	64-2.1
12 Michelle Hudyn	30-4	208-6.9	16-51	.314	5-11	.455	2-4	.500	13-30	43-1.4	27-1	5	12	10	8	39-1.3
01 Lianna Doty	32-1	398-12.4	12-25	.480	4-8	.500	12-26	.462	7-31	38-1.2	70-2	47	48	0	34	40-1.3
15 Carrie Shephard	15-0	74-4.9	5-14	.357	1-9	.111	0-0	.000	2-3	5-0.3	7-0	7	11	0	1	11-0.7
Team									45-86	131-4.1	1		16			
Total			**756-1744**	**.433**	**223-691**	**.323**	**440-577**	**.763**	**364-877**	**1241-38.8**	**647-19**	**498**	**569**	**112**	**233**	**2175-68.0**
Opponents			659-1803	.366	147-520	.283	404-595	.679	338-679	1017-31.8	666	303	476	87	255	1869-58.4

SOUTH CAROLINA

OVERALL: 33-2 (16-1 H, 11-0 A, 6-1 N) • SEC: 16-0 (8-0 H, 8-0 A)

Player	G-GS	Min.-Avg.	FG-FGA	Pct.	3P-3PA	Pct.	FT-FTA	Pct.	Off-Def	Tot.-Avg.	PF-FO	A	TO	B	S	Pts.-Avg.
22 A'Ja Wilson	33-32	895-27.1	205-386	.531	0-0	.000	120-166	.723	88-199	287-8.7	78-1	47	74	103	27	530-16.1
25 Tiffany Mitchell	35-34	1068-30.5	168-405	.415	61-180	.339	124-152	.816	33-63	96-2.7	69-0	90	86	6	63	521-14.9
41 Alaina Coates	35-33	937-26.8	168-261	.644	0-0	.000	89-159	.560	107-253	360-10.3	87-0	33	53	45	43	425-12.1
01 Bianca Cuevas	34-1	614-18.1	78-207	.377	20-76	.263	50-66	.758	10-50	60-1.8	43-0	63	64	2	47	226-6.6
05 Khadijah Sessions	35-35	896-25.6	69-154	.448	20-53	.377	69-107	.645	24-67	91-2.6	75-1	80	53	3	70	227-6.5
23 Tina Roy	35-13	708-20.2	72-214	.336	66-184	.359	5-11	.455	10-46	56-1.6	12-0	75	36	1	15	215-6.1
24 Sarah Imovbioh	35-4	497-14.2	62-104	.596	0-0	.000	28-66	.424	81-95	176-5.0	59-0	9	28	7	13	152-4.3
04 Doniyah Cliney	20-3	219-11.0	20-47	.426	4-13	.308	18-27	.667	5-11	16-0.8	24-0	14	21	1	10	62-3.1
31 Asia Dozier	29-20	529-18.2	28-97	.289	15-64	.234	15-20	.750	4-26	30-1.0	23-0	65	38	2	10	86-3.0
40 Jatarie White	32-0	406-12.7	30-88	.341	0-3	.000	32-52	.615	26-67	93-2.9	57-0	18	22	13	6	92-2.9
00 Shay Colley	11-0	142-12.9	11-31	.355	3-12	.250	5-8	.625	8-12	20-1.8	18-0	13	16	1	7	30-2.7
03 Kaydra Duckett	8-0	55-6.9	4-9	.444	1-3	.333	0-0	.000	1-7	8-1.0	8-0	5	4	1	3	9-1.1
44 India Farmer	10-0	34-3.4	0-5	.000	0-3	.000	0-0	.000	1-4	5-0.5	3-0	1	2	2	0	0-0.0
Team									58-73	131-3.7	1		11			
Total			**915-2008**	**.456**	**190-591**	**.321**	**555-834**	**.665**	**456-973**	**1429-40.8**	**557-2**	**513**	**508**	**187**	**314**	**2575-73.6**
Opponents			720-2072	.347	155-544	.285	353-507	.696	427-734	1161-33.2	748	355	553	109	234	1948-55.7

FINAL TEAM STATISTICS (TEAM-BY-TEAM)

TENNESSEE

OVERALL: 22-13 (13-4 H, 5-8 A, 4-2 N) • SEC: 8-8 (6-2 H, 2-6 A)

Player	G-GS	Min.-Avg.	FG-FGA	Pct.	3P-3PA	Pct.	FT-FTA	Pct.	Off-Def	Tot.-Avg.	PF-FO	A	TO	B	S	Pts.-Avg.
11 Diamond DeShields	36-20	965-26.8	195-499	.391	36-145	.248	88-115	.765	50-136	186-5.2	91-2	82	115	29	58	514-14.3
12 Bashaara Graves	33-30	979-29.7	128-238	.538	0-3	.000	84-114	.737	109-164	273-8.3	69-0	44	46	11	31	340-10.3
21 Mercedes Russell	36-31	1054-29.3	148-270	.548	0-0	.000	61-112	.545	104-195	299-8.3	75-1	28	61	66	16	357-9.9
20 Te'a Cooper	36-15	795-22.1	117-317	.369	25-96	.260	52-72	.722	14-54	68-1.9	110-4	74	97	0	43	311-8.6
31 Jaime Nared	27-26	676-25.0	75-219	.342	13-49	.265	60-81	.741	60-70	130-4.8	55-2	44	47	8	22	223-8.3
2 Jasmine Jones	6-3	102-17.0	12-35	.343	0-2	.000	6-7	.857	11-16	27-4.5	9-0	8	10	5	5	30-5.0
14 Andraya Carter	36-25	943-26.2	59-165	.358	15-59	.254	40-50	.800	32-52	84-2.3	66-2	62	61	10	54	173-4.8
0 Jordan Reynolds	34-19	857-25.2	66-193	.342	7-36	.194	24-33	.727	38-98	136-4.0	56-0	89	55	7	36	163-4.8
13 Kortney Dunbar	27-4	222-8.2	34-88	.386	25-75	.333	1-3	.333	10-28	38-1.4	13-0	2	6	4	8	94-3.5
33 Alexa Middleton	29-2	346-11.9	32-84	.381	9-35	.257	14-18	.778	14-20	34-1.2	22-1	41	37	0	17	87-3.0
1 Nia Moore	24-5	174-7.3	21-54	.389	0-0	.000	6-8	.750	21-24	45-1.9	24-1	3	12	10	5	48-2.0
10 MeMe Jackson	21-0	137-6.5	9-35	.257	1-16	.063	3-6	.500	5-8	13-0.6	16-0	8	8	0	5	22-1.0
Team									72-76	148-4.1	1		23			
Total			**896-2197**	**.408**	**131-516**	**.254**	**439-619**	**.709**	**540-941**	**1481-41.1**	**607-13**	**485**	**578**	**150**	**300**	**2362-65.6**
Opponents			772-2092	.369	180-581	.310	401-572	.701	450-839	1289-35.8	666	375	585	107	290	2125-59.0

TEXAS A&M

OVERALL: 22-10 (13-4 H, 6-3 A, 3-3 N) • SEC: 11-5 (6-2 H, 5-3 A)

Player	G-GS	Min.-Avg.	FG-FGA	Pct.	3P-3PA	Pct.	FT-FTA	Pct.	Off-Def	Tot.-Avg.	PF-FO	A	TO	B	S	Pts.-Avg.
33 Courtney Walker	32-32	1137-35.5	221-458	.483	5-21	.238	143-167	.856	57-118	175-5.5	49-1	75	86	11	50	590-18.4
01 Courtney Williams	27-25	745-27.6	141-356	.396	8-37	.216	48-82	.585	40-90	130-4.8	60-2	63	76	5	27	338-12.5
13 Chelsea Jennings	32-11	737-23.0	127-287	.443	3-6	.500	48-56	.857	35-78	113-3.5	60-1	28	33	10	39	305-9.5
24 Jordan Jones	30-28	900-30.0	74-179	.413	29-85	.341	52-72	.722	10-75	85-2.8	66-3	182	85	4	54	229-7.6
00 Khaalia Hillsman	32-32	687-21.5	104-189	.550	0-0	.000	26-44	.591	82-88	170-5.3	75-1	7	43	35	15	234-7.3
05 Anriel Howard	32-17	541-16.9	59-127	.465	0-0	.000	29-52	.558	84-125	209-6.5	76-1	12	35	10	21	147-4.6
23 Rachel Mitchell	32-1	462-14.4	41-89	.461	0-0	.000	29-45	.644	41-62	103-3.2	60-0	7	31	45	12	111-3.5
12 Danni Williams	32-1	315-9.8	34-123	.276	18-71	.254	13-22	.591	13-27	40-1.3	21-0	11	11	1	15	99-3.1
21 Jasmine Lumpkin	32-9	364-11.4	30-64	.469	0-0	.000	18-33	.545	24-35	59-1.8	45-0	7	18	3	19	78-2.4
10 Shlonte Allen	19-1	112-5.9	13-32	.406	3-7	.429	13-20	.650	2-9	11-0.6	17-0	11	15	1	6	42-2.2
11 Curtyce Knox	29-3	288-9.9	17-41	.415	1-8	.125	11-15	.733	2-25	27-0.9	23-0	49	21	0	12	46-1.6
03 Taylor Cooper	26-0	183-7.0	11-30	.367	8-20	.400	5-7	.714	5-21	26-1.0	15-0	17	17	3	5	35-1.3
34 Darienne Serna	2-0	4-2.0	0-1	.000	0-0	.000	0-0	.000	1-0	1-0.5	0-0	1	0	0	0	0-0.0
Team									56-81	137-4.3	0		6			
Total			**872-1976**	**.441**	**75-255**	**.294**	**435-615**	**.707**	**452-834**	**1286-40.2**	**567-9**	**470**	**477**	**128**	**275**	**2254-70.4**
Opponents			739-1957	.378	146-514	.284	345-509	.678	459-718	1177-36.8	598	404	549	102	211	1969-61.5

VANDERBILT

OVERALL: 18-14 (10-6 H, 5-7 A, 3-1 N) • SEC: 5-11 (2-6 H, 3-5 A)

Player	G-GS	Min.-Avg.	FG-FGA	Pct.	3P-3PA	Pct.	FT-FTA	Pct.	Off-Def	Tot.-Avg.	PF-FO	A	TO	B	S	Pts.-Avg.
33 Christa Reed	32-31	871-27.2	131-292	.449	60-140	.429	48-59	.814	30-68	98-3.1	90-2	43	55	9	27	370-11.6
03 Rachel Bell	31-27	738-23.8	114-284	.401	37-112	.330	14-22	.636	22-39	61-2.0	43-0	25	65	3	13	279-9.0
01 Rebekah Dahlman	31-12	720-23.2	82-193	.425	40-107	.374	62-71	.873	20-78	98-3.2	55-0	30	56	1	24	266-8.6
22 Marqu'es Webb	23-15	486-21.1	70-119	.588	0-0	.000	31-63	.492	54-90	144-6.3	80-8	15	52	12	17	171-7.4
25 Morgan Batey	32-11	804-25.1	88-166	.530	1-2	.500	47-67	.701	36-88	124-3.9	65-3	71	94	5	48	224-7.0
22 Marq'ues Webb	9-1	104-11.6	23-40	.575	0-0	.000	16-21	.762	20-19	39-4.3	18-0	3	20	4	4	62-6.9
23 Minta Spears	32-31	1049-32.8	62-151	.411	29-80	.363	57-66	.864	7-75	82-2.6	77-2	127	79	9	32	210-6.6
15 Jasmine Jenkins	32-17	614-19.2	69-165	.418	5-13	.385	41-62	.661	24-56	80-2.5	37-0	57	58	0	23	184-5.8
24 Kristen Gaffney	24-0	372-15.5	30-70	.429	2-16	.125	15-27	.556	21-41	62-2.6	16-0	36	19	3	22	77-3.2
44 Rayte'a Long	31-13	422-13.6	35-56	.625	0-1	.000	26-42	.619	37-63	100-3.2	60-0	18	37	6	14	96-3.1
35 Kendall Shaw	25-1	183-7.3	23-50	.460	0-0	.000	9-14	.643	10-26	36-1.4	42-1	4	16	10	5	55-2.2
41 Miaya Seawright	9-1	48-5.3	2-2	1.000	0-0	.000	0-0	.000	4-1	5-0.6	7-0	5	2	0	2	4-0.4
12 Myka Dancy	5-0	14-2.8	1-1	1.000	0-0	.000	0-0	.000	0-2	2-0.4	1-0	0	1	0	0	2-0.4
Team									56-57	113-3.5	0		23			
Total			**730-1589**	**.459**	**174-471**	**.369**	**366-514**	**.712**	**341-703**	**1044-32.6**	**591-16**	**434**	**577**	**62**	**231**	**2000-62.5**
Opponents			654-1630	.401	154-488	.316	342-517	.662	335-570	905-28.3	619	366	530	93	236	1804-56.4

FINAL TEAM RESULTS

ALABAMA

November			
13	^Alabama A&M	SECN+	W 96-44
16	Appalachian State	SECN+	W 93-59
22	Mississippi Valley State	SECN+	W 98-35
24	Georgia State	SECN+	W 72-56
27	1-Middle Tennessee State		W 64-45
28	1-Utah Valley		W 67-60
December			
2	at UT Martin		L 65-83
6	Alcorn State	SECN+	W 97-50
12	Georgetown	SEC Network	W 78-66
14	^North Florida	SECN+	W 69-47
18	at Georgia Tech		L 58-70
20	Grambling State	SECN+	W 72-57
28	Lipscomb	SECN+	W 68-49
January			
3	*LSU	SEC Network	W 62-45
7	*at #10/9 Kentucky	SEC Network	L 48-73
10	*Vanderbilt	SECN+	L 48-54
14	*at Auburn	SECN+	L 59-72
17	*Georgia	SEC Network	W 64-50
21	*at #22/23 Florida	SECN+	L 72-80
25	*at Vanderbilt	SEC Network	L 52-67
28	*#10/10 Texas A&M	SECN+	L 56-59
31	*at #19/23 Tennessee	SEC Network	L 42-70
February			
4	*Ole Miss	SECN+	W 48-37
7	*Auburn	SEC Network	L 55-59
11	*at Missouri	SECN+	L 52-63
18	*at Arkansas	SECN+	L 67-69
22	*#3/2 South Carolina	SEC Network	L 46-66
25	*Tennessee	SEC Network	W 54-46
28	*#16/16 Mississippi State	SECN+	L 52-61
March			
2	2-LSU	SEC Network	L 49-58
16	3-at Tulane		L 52-53

*SEC Game; ^at Coleman Coliseum; 1-Nugget Classic (Reno, Nev.); 2-SEC Tournament (Jacksonville, Fla.); 3-WNIT First Round (New Orleans, La.)

ARKANSAS

November			
13	SE Louisiana	SECN+	W 97-53
15	Sam Houston State	SECN+	W 67-47
18	at South Dakota State		L 69-76
23	Tulsa	SECN+	L 67-74
27	1-UL-Lafayette		L 59-67
28	1-#7/7 Oregon State		L 47-63
December			
2	Missouri State	SECN+	L 54-69
6	at Rutgers		L 40-60
10	Oral Roberts	SEC Network	W 65-50
13	at Butler		L 63-57
20	2-#5/6 Texas	FS1	L 50-61
28	Mississippi Valley State	SECN+	W 86-46
30	New Orleans	SECN+	W 73-41
January			
3	*at #2/2 South Carolina	ESPNU	L 32-85
7	*#13/10 Texas A&M	SEC Network	W 67-61
10	*at #7/6 Mississippi State	SECN+	L 55-80
14	*#13/15 Tennessee	SEC Network	W 64-59
17	*#24 Missouri	SEC Network	W 64-52
21	*at LSU	SECN+	W 48-44
24	*at Auburn	SEC Network	L 60-71 (OT)
28	*Florida	SECN+	L 66-71 (OT)
31	*#13/13 Mississippi State	SECN+	L 55-65
February			
4	*at #23/25 Tennessee	SECN+	L 57-75
8	*Vanderbilt	SEC Network	W 57-56
14	*at Missouri	SECN+	L 48-69
18	*Alabama	SECN+	W 69-67
21	*at #16/16 Kentucky	SEC Network	L 63-77
25	*at Georgia	SEC Network	L 57-72
28	*Ole Miss	SEC Network	W 60-49
March			
3	3-Tennessee	SEC Network	L 51-68

*SEC Game; 1-San Juan Shootout (San Juan, P.R.); 2-Big 12/SEC Challenge (Oklahoma City, Okla.); 3-SEC Tournament (Jacksonville, Fla.)

AUBURN

November			
13	UAB	SECN+	W 85-71
16	at Southeastern Louisiana		W 89-68
19	Virginia	SEC Network	L 52-69
22	at Savannah State		W 62-40
27	1-vs. Boise State		W 55-53
28	1-vs. Minnesota		W 81-79 (OT)
December			
5	East Carolina	SECN+	W 83-69
13	at Marquette		L 69-70 (OT)
16	Winthrop	SECN+	W 76-33
19	vs. Coppin State		W 69-54
20	at Towson		W 74-52
23	George Mason	SECN+	W 88-59
30	at Florida Gulf Coast		L 45-52
January			
3	*#7/7 Kentucky	SECN+	W 66-61
7	*at #7/6 Mississippi State	SEC Network	L 45-60
10	*at #12/10 Tennessee	ESPNU	L 52-79
14	*Alabama	SECN+	W 72-59
17	*at #9/9 Kentucky	SEC Network	L 47-54
21	*#2/2 South Carolina	SECN+	L 58-74
24	*Arkansas	SEC Network	W 71-60 (OT)
28	*at Georgia	SEC Network	L 30-63
February			
1	*at LSU	SEC Network	W 63-53
4	*Vanderbilt	SECN+	W 53-45
7	*at Alabama	SEC Network	W 59-55
11	*at Ole Miss	SECN+	W 65-60
14	*#16/19 Florida	SEC Network	W 80-58
21	*#24 Missouri	SECN+	L 55-69
25	*#11/11 Texas A&M	SEC Network	L 49-57
28	*at Florida	SECN+	L 49-56
March			
3	2-Missouri	SEC Network	W 47-45
4	2-#3/2 South Carolina	SEC Network	L 48-57
18	3-#25 St. John's	ESPN2	W 68-57
20	3-at #4/4 Baylor	ESPN	L 52-84

*SEC Game; ( ) TV Game; 1-San Juan Shootout (San Juan, P.R.); 2-SEC Tournament (Jacksonville, Fla.); 3-NCAA 1st/2nd Rounds (Waco, Texas)

FLORIDA

November			
13	at Temple	Owls TV	L 91-97
16	#6/7 Florida State	SEC Network	W 82-72
21	Kennesaw State	SECN+	W 84-57
24	Savannah State	SECN+	W 99-34
27	1-Ball State	Pac-12 Network	W 85-79
28	1-at Colorado	Pac-12 Network	W 83-61
December			
1	at South Alabama		W 72-60
7	Arkansas State	SECN+	W 76-72
10	at Wisconsin	Big Ten Network	W 91-75
13	Robert Morris	SECN+	W 79-52
20	2-Saint Francis	SECN+	W 122-65
21	2-NC State	SECN+	W 79-72
30	3-UCF	SEC Network	W 93-79
January			
3	*#8/8 Mississippi State	SEC Network	L 70-76
7	*at #12/11 Tennessee	SEC Network	W 74-66
10	*at Ole Miss	SEC Network	W 85-65
14	*Georgia	SECN+	L 61-71
17	*LSU	SECN+	W 53-45
21	*Alabama	SECN+	W 80-72
24	*at #23 Missouri	SEC Network	L 64-79
28	*at Arkansas	SECN+	W 71-66 (OT)
31	*#12/12 Kentucky	SEC Network	W 85-79
February			
4	*#12/11 Texas A&M	SECN+	W 83-81
11	*at #2/2 South Carolina	SECN+	L 71-86
14	*at Auburn	SEC Network	L 58-80
18	*Vanderbilt	SECN+	W 79-67
21	*at Georgia	SEC Network	L 63-74
25	*at LSU	SEC Network	L 56-82
28	*Auburn	SECN+	W 56-49
March			
4	4-#13/13 Kentucky	SEC Network	L 69-92
18	5-Albany	ESPN2	L 59-61

*SEC Game; 1-29th Omni Hotels Classic (Boulder, Colo.); 2-Gator Holiday Classic (Gainesville, Fla.); 3-SEC/AAC Challenge (Jacksonville, Fla.); 4-SEC Tournament (Jacksonville, Fla.); 5-NCAA 1st/2nd Rounds (Syracuse, N.Y.)

FINAL TEAM RESULTS

GEORGIA

November			
15	Stetson	SECN+	W 76-55
18	at #23 Michigan State		L 45-66
22	Georgia Tech	SEC Network	W 78-66
24	Georgia Southern	SECN+	W 75-28
27	1-BYU		W 66-58
28	1-at CSU Northridge		W 83-58
December			
2	Mercer	SECN+	W 57-44
3	Kennesaw State	SECN+	W 89-34
6	#22/21 Seton Hall	SECN+	W 70-52
8	Furman	SECN+	W 77-39
20	at Wright State		W 63-57
23	Cincinnati	SECN+	W 60-42
28	Tennessee Tech	SECN+	W 81-48
January			
3	*at #16/13 Texas A&M	SEC Network	L 62-73
7	*#20 Missouri	SEC Network	L 48-54
10	*#10/9 Kentucky	SECN+	L 53-64
14	*at #20/21 Florida	SECN+	W 71-61
17	*at Alabama	SEC Network	L 50-64
21	*#10/10 Mississippi State	SECN+	W 47-43
24	*LSU	SECN+	L 46-53
28	*Auburn	SEC Network	W 63-30
31	*at Vanderbilt	SECN+	W 64-58
February			
4	*at #21/21 Missouri	SECN+	W 65-50
7	*Ole Miss	SECN+	W 70-56
14	*at LSU	SECN+	W 58-47
18	*at #3/2 South Carolina	SECN+	L 51-61
21	*#22/25 Florida	SEC Network	W 74-63
25	*Arkansas	SEC Network	W 72-57
28	*at Tennessee	ESPN2	L 60-80
March			
3	2-Vanderbilt	SEC Network	L 49-54
19	3-Indiana	ESPN2	L 58-62

*SEC Game; 1-Radisson Chatsworth Thanksgiving Classic (Northridge, Calif.); 2-SEC Tournament (Jacksonville, Fla.); 3-NCAA 1st/2nd Rounds (South Bend, Ind.)

KENTUCKY

November			
13	Rice	SECN+	W 72-39
15	at #15/15 Arizona State	PAC-12 Net	W 68-64 (OT)
18	Morehead State	SECN+	W 112-57
22	Colorado	SECN+	W 86-61
25	Eastern Michigan	SECN+	W 89-67
29	Jackson State	SECN+	W 92-24
December			
2	at Northern Kentucky		W 84-65
10	^Louisville	SEC Network	W 72-54
13	at Middle Tennessee		W 68-52
20	^#13/11 Duke	SEC Network	W 71-61
28	Tennessee State	SEC Network	W 81-39
January			
3	*at Auburn	SECN+	L 61-66
7	*Alabama	SEC Network	W 73-48
10	*at Georgia	SECN+	W 64-53
14	*#2/2 South Carolina	SEC Network	L 62-73
17	*Auburn	SEC Network	W 54-47
21	*at Ole Miss	SEC Network	L 65-73
25	*#18/22 Tennessee	ESPN2	W 64-63
28	*Vanderbilt	SECN+	L 69-71
31	*at Florida	SEC Network	L 79-85
February			
4	*at #2/2 South Carolina	SEC Network	L 68-78
7	*LSU	SEC Network	W 70-58
14	*at Vanderbilt	SEC Network	W 71-55
18	*at #16/16 Mississippi State	SEC Network	W 83-60
21	*Arkansas	SEC Network	W 77-63
25	*#24/24 Missouri	SEC Network	W 69-59
28	*at #11/11 Texas A&M	ESPN	W 71-58
March			
3	1-LSU	SEC Network	W 79-71
4	1-#25/23 Florida	SEC Network	W 92-69
5	1-#3/2 South Carolina	ESPNU	L 63-93
19	2-UNC Asheville	ESPN2	W 85-31
21	2-#24/23 Oklahoma	ESPN2	W 79-58
25	3-Washington	ESPN2	L 72-85

*SEC Game; ^at Rupp Arena; 1-SEC Tournament (Jacksonville, Fla.); 2-NCAA 1st/2nd Rounds (Lexington, Ky.); 3-NCAA Regional (Lexington, Ky.)

LSU

November			
13	at Wake Forest		L 57-60
15	UL-Monroe	SECN+	W 61-54 (OT)
18	at Arkansas-Little Rock	CST	W 57-51
21	Long Beach State	SECN+	W 59-53
23	at Tulane		L 63-67
27	1-Purdue	CST	L 52-69
28	1-Marist	CST	W 72-49
29	1-Maine	CST	L 41-52
December			
1	Texas Southern	SECN+	W 86-36
13	UC Santa Barbara	SEC Network	W 68-50
19	at Rutgers	Big Ten Network	L 57-69
21	at #1/1 Connecticut	SNY	L 40-86
28	Samford	SECN+	L 44-47
January			
3	*at Alabama	SEC Network	L 45-62
7	*Ole Miss	SEC Network	W 76-57
10	*#13/10 Texas A&M	SEC Network	L 35-53
14	*at Vanderbilt	SECN+	L 42-58
17	*at #20/21 Florida	SECN+	L 45-53
21	*Arkansas	SECN+	L 44-48
24	*at Georgia	SECN+	W 53-46
28	*at #22/24 Missouri	SECN+	L 46-52
February			
1	*Auburn	SEC Network	L 53-63
4	*#11/12 Mississippi State	SEC Network	L 52-71
7	*at #18/18 Kentucky	SEC Network	L 58-70
14	*Georgia	SECN+	L 47-58
18	*at #12/12 Texas A&M	SEC Network	L 54-68
21	*#24 Tennessee	ESPNU	W 57-56
25	*Florida	SEC Network	L 56-82
28	*at #3/2 South Carolina	ESPNU	L 39-75
March			
2	2-Alabama	SEC Network	W 58-49
3	2-#13/13 Kentucky	SEC Network	L 71-79

*SEC Game; 1-Gulf Coast Showcase (Estero, Fla.); 2-SEC Tournament (Jacksonville, Fla.)

OLE MISS

November			
13	Miss. Valley State	SECN+	W 97-61
15	UL-Lafayette	SEC Network	L 78-82
19	Missouri State	SECN+	L 78-91
22	at Middle Tennessee	Fox Sports	L 75-84
27	at Stony Brook		W 72-57
29	at Wagner		W 86-49
December			
2	Western Kentucky	SECN+	W 59-53
6	Arkansas-Pine Bluff	SECN+	W 85-45
12	at Southern Miss		L 38-57
14	New Orleans	SECN+	W 97-59
16	Tulane	SECN+	L 59-61
19	McNeese State	SECN+	W 96-56
29	Alabama A&M	SECN+	W 103-42
January			
3	Vanderbilt	SECN+	W 55-52
7	at LSU	SEC Network	L 57-76
10	Florida	SEC Network	L 65-85
14	at #15/11 Texas A&M	SECN+	L 58-81
18	at #7/6 Mississippi State	SEC Network	L 51-79
21	#10/10 Kentucky	SEC Network	W 73-65
28	at #2/2 South Carolina	SECN+	L 62-81
31	#22/24 Missouri	SEC Network	L 46-60
February			
4	at Alabama	SECN+	L 37-48
7	at Georgia	SECN+	L 56-70
11	Auburn	SECN+	L 60-65
15	#12/12 Texas A&M	SEC Network	L 48-62
18	at #24 Tennessee	SECN+	L 51-57
21	#14/13 Mississippi State	ESPN2	L 51-60
25	#3/2 South Carolina	SEC Network	L 45-66
28	at Arkansas	SEC Network	L 49-60
March			
2	1-Vanderbilt	SEC Network	L 59-74

*SEC Game. 1-SEC Tournament (Jacksonville, Fla.)

FINAL TEAM RESULTS

MISSISSIPPI STATE

November			
13	Samford	SECN+	W 68-47
21	Grambling	SECN+	W 107-43
24	Mississippi Valley State	SECN+	W 109-37
27	Norfolk State	SECN+	W 92-34
29	Savannah State	SECN+	W 92-25
December			
2	at #8/8 Texas	LHN	L 47-53
6	Tennessee State	SECN+	W 82-45
13	at Louisiana Tech		W 93-63
16	Southern Miss	SECN+	W 78-65
19	1-Florida Gulf Coast		W 65-60
20	1-Western Michigan		W 90-68
21	1-SMU		W 72-70
28	SE Louisiana	SECN+	W 81-41
30	2-#20/17 South Florida	SEC Network	W 58-58
January			
4	*at Florida	SEC Network	W 76-70
7	*Auburn	SEC Network	W 60-45
10	*Arkansas	SECN+	W 80-55
14	*at #24 Missouri		L 54-66
18	*Ole Miss	SEC Network	W 79-51
21	*at Georgia	SECN+	L 43-47
24	*#2/2 South Carolina	ESPN2	L 51-57
28	*#19/23 Tennessee	SEC Network	W 65-63 (OT)
31	*at Arkansas	SECN+	W 65-55
February			
4	*at LSU	SEC Network	W 71-52
7	*#21/21 Missouri	SECN+	W 52-42
11	*at #15/13 Texas A&M	SEC Network	L 58-64
18	*#16/16 Kentucky	SEC Network	L 60-83
21	*at Ole Miss	ESPN2	W 60-51
25	*at Vanderbilt	SEC Network	W 66-61
28	*Alabama	SECN+	W 61-52
March			
4	3-Vanderbilt	SEC Network	W 63-46
5	3-Tennessee	ESPNU	W 58-48
6	3-#3/2 South Carolina	ESPN	L 52-66
18	4-Chattanooga	ESPN2	W 60-50
20	4-#16/17 Michigan State	ESPN2	W 74-72
26	5-#1/1 Connecticut	ESPN	L 38-98

*SEC Game; 1-Puerto Rico Classic (San Juan, P.R.); 2-SEC/AAC Challenge (Jacksonville, Fla.); 3-SEC Tournament (Jacksonville, Fla.); 4-NCAA 1st/2nd Rounds (Starkville, Miss.); 5-NCAA Regionals (Bridgeport, Conn.)

MISSOURI

November			
13	at Missouri State		W 71-55
16	Arkansas-Pine Bluff	SECN+	W 85-34
18	at Wichita State		W 57-37
22	Wake Forest	SEC Network	W 94-81
24	SIU Edwardsville	SECN+	W 75-46
27	1-Northeastern		W 69-56
28	1-at Saint Mary's		W 95-78
December			
2	Southeast Missouri	SECN+	W 74-32
7	Loyola Marymount	SECN+	W 80-48
12	at Colorado		W 79-75
20	Lamar	SECN+	W 91-57
21	Texas State	SECN+	W 82-56
29	Charlotte	SECN+	W 88-71
January			
4	*#12/16 Tennessee	SEC Network	L 55-71
7	*at Georgia	SECN+	W 54-48
10	*at #2/2 South Carolina	SEC Network	L 58-83
14	*#7/6 Mississippi State	SECN+	W 66-54
17	*at Arkansas	SEC Network	L 52-64
21	*at #13/12 Texas A&M	SECN+	L 77-81 (OT)
24	*Florida	SEC Network	W 79-64
28	*LSU	SECN+	W 52-46
31	*at Ole Miss	SEC Network	W 60-46
February			
4	*Georgia	SECN+	L 50-65
7	*at #11/12 Mississippi State	SECN+	L 42-52
11	*Alabama	SECN+	W 63-52
14	*Arkansas	SECN+	W 69-48
21	*at Auburn	SECN+	W 69-55
25	*at #15/14 Kentucky	SECN+	L 59-69
28	*Vanderbilt	SEC Network	W 56-52
March			
3	2-Auburn	SEC Network	L 45-47
19	3-BYU	ESPN2	W 78-69
21	3-at #7/7 Texas	ESPN2	L 55-73

*SEC Game; 1-Saint Mary's Thanksgiving College Tournament (Moraga, Calif.); 2-SEC Tournament (Jacksonville, Fla.); 3-NCAA 1st/2nd Rounds (Austin, Texas)

SOUTH CAROLINA

November			
13	#6/10 Ohio State	SECN+	W 88-80
15	UNC Greensboro	SECN+	W 92-44
18	at Clemson		W 67-41
22	at UCLA	Pac-12 Network	W 68-65
27	1-#16/18 Arizona State		W 60-58
28	1-CSU Bakersfield		W 90-71
29	1-at Hawaii		W 67-51
December			
6	#14/13 Duke	ESPN2	W 66-55
13	Winthrop	SEC Network	W 86-37
16	Hampton	SECN+	W 86-48
20	2-East Carolina		W 88-57
22	Elon	SECN+	W 78-63
January			
3	*Arkansas	ESPNU	W 85-32
7	*at Vanderbilt	SEC Network	W 71-61
10	*#20 Missouri	SEC Network	W 83-58
14	*at #9/9 Kentucky	SEC Network	W 73-62
17	*#15/11 Texas A&M	ESPN2	W 59-58
21	*at Auburn	SECN+	W 74-58
24	*at #10/10 Mississippi State	ESPN2	W 57-51
28	*Ole Miss	SECN+	W 81-62
31	*at #10/10 Texas A&M	ESPNU	W 70-63
February			
4	*#18/18 Kentucky	SEC Network	W 78-68
8	#1/1 Connecticut	ESPN2	L 54-66
11	*#16/19 Florida	SECN+	W 86-71
15	*at #25 Tennessee	ESPN2	W 62-56
18	*Georgia	SECN+	W 61-51
22	*at Alabama	SEC Network	W 66-46
25	*at Ole Miss	SEC Network	W 66-45
28	*LSU	ESPNU	W 75-39
March			
4	3-Auburn	SEC Network	W 57-48
5	3-#13/13 Kentucky	ESPNU	W 93-63
6	3-#15/15 Mississippi State	ESPN	W 66-52
18	4-Jacksonville	ESPN2	W 77-41
20	4-Kansas State	ESPN2	W 73-47
25	5-#14/15 Syracuse	ESPN	L 72-80

*SEC Game; 1-Waikiki Beach Marriott Rainbow Wahine Showdown (Waikiki, Hawaii) ; 2-at Myrtle Beach, S.C.; 3-SEC Tournament (Jacksonville, Fla.); 4-NCAA 1st/2nd Rounds (Columbia, S.C.); 5-NCAA Regional (Sioux Falls. S.D.)

TENNESSEE

November			
15	Central Arkansas	SECN+	W 102-47
18	Penn State	SEC Network	W 74-66
20	#25 Syracuse	SECN+	W 57-55
23	Chattanooga	SECN+	W 59-57
27	Albany	SECN+	W 63-55
29	#8/8 Texas	ESPN	L 53-64
December			
2	East Tennessee State	SECN+	W 85-49
6	Virginia Tech	SEC Network	L 43-57
11	at Wichita State	ESPN3	W 58-51
16	at #15/14 Stanford	ESPNU	L 55-69
19	at #7/7 Oregon State	Pac-12 Network	W 53-50
30	Stetson	SECN+	W 90-56
January			
4	*at #20 Missouri	SEC Network	W 71-55
7	*Florida	SEC Network	L 66-74
10	*Auburn	ESPNU	W 79-52
14	*at Arkansas	SEC Network	L 59-64
18	at #3/3 Notre Dame	ESPN2	L 66-79
21	*Vanderbilt	SEC Network	W 58-49
25	*at #12/9 Kentucky	ESPN2	L 63-64
28	*at #13/13 Mississippi State	SEC Network	L 63-65 (OT)
31	*Alabama	SEC Network	W 70-42
February			
4	*Arkansas	SECN+	W 75-57
7	*at #12/11 Texas A&M	ESPN	L 71-76 (OT)
11	*at Vanderbilt	SEC Network	W 69-51
15	*#3/2 South Carolina	ESPN2	L 56-62
18	*Ole Miss	SECN+	W 57-51
21	*at LSU	ESPNU	L 56-57
25	*at Alabama	SEC Network	L 46-54
28	*Georgia	ESPN2	W 80-60
March			
3	1-Arkansas	SEC Network	W 68-51
4	1-#15/15 Texas A&M	SEC Network	W 70-60
5	1-#16/16 Mississippi St.	ESPNU	L 48-58
18	2-Green Bay	ESPN2	W 59-53
20	2-at #11/11 Arizona State	ESPN2	W 75-64
25	3-#9/9 Ohio State	ESPN2	W 78-62
27	3-#14/15 Syracuse	ESPN	3:30 pm

*SEC Game; 1-SEC Tournament (Jacksonville, Fla.); 2-NCAA 1st/2nd Rounds (Tempe, Ariz.); 3-NCAA Regional (Sioux Falls, S.D.)

FINAL TEAM RESULTS

TEXAS A&M

November			
13	Texas State	SECN+	W 87-50
15	Southern	SECN+	W 88-47
18	at #14/9 Duke	ESPN3	W 72-66 (OT)
21	TCU	SECN+	W 82-78
27	1-#16/15 Cal		W 75-58
28	1-#11/14 Ohio State		L 80-95
December			
4	2-Hawaii		W 82-41
5	2-BYU		L 64-72
7	SMU	SEC Network	W 67-55
12	#18/17 DePaul	SEC Network	L 66-80
20	3-#17/17 Oklahoma	Fox Sports 1	W 74-68
22	Arkansas-Little Rock	SEC Network	W 69-39
29	Prairie View A&M	SECN+	W 88-30
January			
3	*Georgia	SEC Network	W 73-62
7	*at Arkansas	SEC Network	L 61-67
10	*at LSU	SEC Network	W 53-35
14	*Ole Miss	SECN+	W 81-58
17	*at #2/2 South Carolina	ESPN2	L 58-59
21	*#23 Missouri	SECN+	W 81-77 (OT)
28	*at Alabama	SECN+	W 59-56
31	*#2/2 South Carolina	ESPN2	L 63-70
February			
4	*at #22/22 Florida	SECN+	L 81-83
7	*#23/25 Tennessee	ESPN	W 76-71 (OT)
11	*#11/11 Mississippi State	SEC Network	W 64-58
15	*at Ole Miss	SEC Network	W 62-48
18	*LSU	SEC Network	W 68-54
21	*at Vanderbilt	SEC Network	W 75-63
25	*at Auburn	SEC Network	W 57-49
28	*#15/14 Kentucky	ESPN	L 58-71
March			
4	4-Tennessee	SEC Network	L 60-70
19	5-Missouri State	ESPN2	W 74-65
21	5-#17/10 FSU	ESPN2	L 56-74

*SEC Game; 1-South Point Thanksgiving Shootout (Las Vegas, Nev.); 2-Tom Weston Invitational (Laie, Hawai'i); 3-Big 12/SEC Challenge (Oklahoma City, Okla.); 4-SEC Tournament (Jacksonville, Fla.); 5-NCAA 1st/2nd Rounds (College Station, Texas)

VANDERBILT

November			
15	Miss. Valley State	SECN+	W 89-39
18	at Dayton		L 56-81
21	at Green Bay		L 56-58
23	Presbyterian	SECN+	W 56-38
27	1-Austin Peay	SECN+	W 73-56
28	1-Ohio	SECN+	W 62-59
30	Air Force	SEC Network	W 86-29
December			
3	at Drexel		W 74-64
5	East Tennessee State	SECN+	W 65-39
10	Troy	SECN+	W 97-43
21	UT-Martin	SECN+	W 64-61
29	2-New Mexico State		W 71-45
30	2-at Fordham		W 53-40
January			
3	*at Ole Miss	SECN+	L 52-55
7	*#2/2 South Carolina	SECN+	L 61-71
10	*at Alabama	SECN+	W 54-48
14	*LSU	SECN+	W 58-42
21	*at #18/22 Tennessee	SEC Network	L 49-58
24	*Alabama	SEC Network	W 67-52
28	*at #12/12 Kentucky	SECN+	W 71-69
31	*Georgia	SECN+	L 58-64
February			
4	*at Auburn	SECN+	L 45-53
8	*at Arkansas	SEC Network	L 56-57
11	*#25 Tennessee	SEC Network	L 51-69
14	*#18/18 Kentucky	SEC Network	L 55-71
18	*at #22/25 Florida	SECN+	L 67-79
21	*#12/12 Texas A&M	SEC Network	L 63-75
25	*#16/16 Mississippi State	SECN+	L 61-66
28	*at #24/24 Missouri	SEC Network	W 56-52
March			
2	3-Ole Miss	SEC Network	W 74-59
3	3-Georgia	SEC Network	W 54-49 (OT)
4	3-#16/16 Mississippi State	SEC Network	L 46-63

*SEC Game; 1-Vanderbilt Thanksgiving Tournament (Nashville, Tenn.); 2-Fordham Holiday Classic (Bronx, N.Y.); 3-SEC Tournament (Jacksonville, Fla.)

2016-17 WOMEN'S BASKETBALL

MEDIA GUIDE

Through The Years

SECSPORTS.COM

CHAMPIONSHIPS

SEC NATIONAL CHAMPIONS

NCAA CHAMPIONS

1987 – Tennessee
1989 – Tennessee
1991 – Tennessee
1996 – Tennessee
1997 – Tennessee
1998 – Tennessee
2007 – Tennessee
2008 – Tennessee

NWIT CHAMPIONS

1981 – Georgia
1984 – Vanderbilt
1985 – LSU
1990 – Kentucky

WNIT CHAMPIONS

1999 – Arkansas
2003 – Auburn

Tennessee won their eighth NCAA title in 2008 by defeating Stanford, 64-48.

SEC REGULAR SEASON CHAMPIONSHIPS

Tennessee	18
Georgia	7
Auburn	5
LSU	3
South Carolina	3
Kentucky	2
Ole Miss	1

SEC TOURNAMENT CHAMPIONSHIPS

Tennessee	17
Vanderbilt	6
Georgia	4
Auburn	4
LSU	2
South Carolina	2
Kentucky	1
Texas A&M	1

SEC CHAMPIONS

YEAR	CHAMPION	SEC	OVERALL	COACH
*1980	Tennessee		33-5	Pat Head
*1981	Auburn		26-7	Joe Ciampi
*1982	Kentucky		24-8	Terry Hall
1983	Georgia	4-4	27-7	Andy Landers
1984	Georgia	7-1	30-3	Andy Landers
1985	Tennessee	4-4	22-10	Pat Summitt
1986	Georgia	9-0	30-2	Andy Landers
1987	Auburn	8-1	31-2	Joe Ciampi
1988	Auburn	9-0	32-3	Joe Ciampi
1989	Auburn	9-0	32-2	Joe Ciampi
1990	Tennessee	8-1	27-6	Pat Summitt
1991	Georgia	9-0	28-4	Andy Landers
1992	Ole Miss	11-0	29-3	Van Chancellor
1993	Tennessee	11-0	29-3	Pat Summitt
1994	Tennessee	11-0	31-2	Pat Summitt
1995	Tennessee	11-0	34-3	Pat Summitt
1996	Georgia	10-1	28-5	Andy Landers
1997	Georgia	11-1	25-6	Andy Landers
1998	Tennessee	14-0	39-0	Pat Summitt
1999	Tennessee	13-1	31-3	Pat Summitt
2000	Georgia	13-1	32-4	Andy Landers
	Tennessee	13-1	33-4	Pat Summitt
2001	Tennessee	14-0	31-3	Pat Summitt
2002	Tennessee	13-1	29-5	Pat Summitt
2003	Tennessee	14-0	33-5	Pat Summitt
2004	Tennessee	14-0	30-3	Pat Summitt
2005	LSU	14-0	33-3	Pokey Chatman
2006	LSU	13-1	31-4	Pokey Chatman
2007	Tennessee	14-0	34-3	Pat Summitt
2008	LSU	14-0	31-6	Van Chancellor
2009	Auburn	12-2	30-4	Nell Fortner
2010	Tennessee	15-1	32-3	Pat Summitt
2011	Tennessee	16-0	34-3	Pat Summitt
2012	Kentucky	13-3	28-7	Matthew Mitchell
2013	Tennessee	27-8	14-2	Holly Warlick
2014	South Carolina	29-5	14-2	Dawn Staley
2015	South Carolina	34-3	15-1	Dawn Staley
	Tennessee	30-6	15-1	Holly Warlick
2016	South Carolina	33-2	16-0	Dawn Staley

*Women's basketball first came under the auspices of the Southeastern Conference in the 1982-83 season. Games played between SEC teams before that time are not counted in the all-time standings, since there was no uniform number of conference games. The league began sponsoring a tournament in 1980. From 1980 to 1985, the SEC champion was the winner of the SEC Tournament. Since 1986, the SEC champion has been determined by the regular season schedule. The tournament champion is the recipient of the league's automatic NCAA tournament bid.

ALL-TIME STANDINGS & RECORDS

ALL-TIME SEC STANDINGS

(Regular-Season Games Only, 1983-2016)

TEAM	WON	LOST	PCT.	TITLES
Tennessee	367	58	.864	18
Texas A&M	45	19	.703	0
Georgia	278	147	.654	7
LSU	250	175	.588	3
Vanderbilt	236	189	.556	0
Auburn	215	210	.506	5
Kentucky	188	237	.442	2
Florida	186	239	.438	0
South Carolina	147	200	.423	3
Missouri	27	37	.422	0
Ole Miss	175	250	.412	1
Arkansas	130	217	.375	0
Alabama	147	278	.346	0
Mississippi State	144	281	.339	0

Note: Women's basketball first came under the auspices of the Southeastern Conference for the 1982-83 season. Games played between SEC teams before that time are not counted in the all-time standings, since there was no uniform number of conference games played each season prior to that time.



Teams battle each year to stand atop the SEC.

ALL-TIME STANDINGS

TEAM	YEARS	WON	LOST	PCT.
Tennessee	70	1299	300	.812
Georgia	42	920	394	.700
LSU	40	867	429	.669
Auburn	45	882	440	.667
Vanderbilt	38	811	413	.663
Ole Miss	41	794	493	.617
Arkansas	40	722	467	.607
South Carolina	42	768	505	.603
Kentucky	42	761	504	.602
Missouri	40	716	535	.572
Florida	41	706	536	.568
Texas A&M	41	735	559	.568
Alabama	41	700	549	.560
Mississippi State	41	619	604	.506

SEC TOURNAMENT RECORDS

TEAM	YEARS	WON	LOST	PCT.	TITLES
Tennessee	37	77	20	.793	17
Texas A&M	4	5	3	.625	1
Vanderbilt	37	48	31	.608	6
Georgia	37	46	33	.582	4
Auburn	37	37	35	.514	4
LSU	37	35	36	.493	2
Kentucky	37	33	37	.470	1
Ole Miss	36*	26	36	.419	0
Alabama	37	25	37	.403	0
South Carolina	25	14	23	.378	2
Florida	36*	19	36	.345	0
Mississippi State	37	17	37	.315	0
Arkansas	25	11	25	.306	0
Missouri	4	0	4	.000	0

*Ole Miss did not participate in the 2013 tournament; Florida did not participate in the 1982 tournament.

ALL-TIME TEAM VS. TEAM RECORDS

Reads Horizontally • Records according to each school • Includes postseason games

	UA	AR	AU	UF	UG	UK	LSU	UM	MSU	MO	USC	UT	TAMU	VU
UA		14-20	36-48	29-27	11-37	17-26	18-38	22-34	36-19	3-4	15-22	3-49	0-5	12-33
AR	20-14		14-21	9-25	5-30	13-20	16-29	16-25	18-17	11-6	17-15	3-28	21-7	7-23
AU	48-36	20-14		35-21	18-27	26-20	30-21	33-24	35-19	4-4	21-20	10-41	0-8	19-28
UF	27-29	25-9	21-34		15-53	25-28	13-27	20-15	25-20	0-5	20-15	4-48	1-4	22-32
UG	37-11	30-5	27-18	53-15		36-16	24-20	32-12	28-15	6-3	33-11	15-49	1-5	35-27
UK	26-17	20-13	20-26	28-25	16-36		14-32	16-22	26-17	5-1	33-25	11-53	4-2	23-28
LSU	38-18	29-16	21-30	26-14	20-24	32-14		32-22	47-7	6-3	22-10	14-47	10-10	19-25
UM	34-22	25-16	24-33	15-20	12-32	22-16	22-32		63-28	1-5	18-19	7-44	1-6	16-31
MSU	19-36	17-18	19-35	20-25	15-28	17-26	7-47	28-63		5-2	16-17	2-36	1-3	18-36
MO	4-3	6-11	4-4	5-0	3-6	1-5	3-6	3-3	1-5		1-4	1-7	8-16	3-2
USC	22-15	15-17	20-21	15-20	11-33	25-33	10-22	20-17	17-16	4-1		5-45	3-3	13-21
UT	49-3	28-3	41-10	48-4	50-15	53-11	47-14	44-7	36-2	7-1	47-6		7-2	67-9
TAMU	5-0	7-21	8-0	4-1	5-1	2-4	10-10	6-1	4-1	16-8	3-3	2-7		3-4
VU	33-12	23-7	28-19	33-22	27-35	28-23	25-19	31-16	36-18	3-2	21-13	9-66	4-3	

ANNUAL STANDINGS

1982-83

EAST

SCHOOL	SEC	PCT.	OVERALL	PCT.
Tennessee	7-1	.875	25-8	.758
Kentucky	6-2	.750	23-5	.821
Georgia	4-4	.500	27-7	.794
Vanderbilt	2-6	.250	12-14	.462
Florida	1-7	.125	11-16	.407

WEST

SCHOOL	SEC	PCT.	OVERALL	PCT.
Ole Miss	6-2	.750	26-6	.813
Auburn	6-2	.750	24-8	.750
LSU	6-2	.750	20-7	.741
Alabama	2-6	.250	16-13	.552
Mississippi State	0-8	.000	15-13	.536

1983-84

EAST

SCHOOL	SEC	PCT.	OVERALL	PCT.
Georgia	7-1	.875	30-3	.909
Tennessee	7-1	.875	23-10	.670
Kentucky	2-6	.250	15-13	.536
Vanderbilt	2-6	.250	23-9	.719
Florida	2-6	.250	19-9	.679

WEST

SCHOOL	SEC	PCT.	OVERALL	PCT.
Ole Miss	6-2	.750	24-61	.800
LSU	5-3	.625	23-71	.767
Alabama	5-3	.625	23-91	.719
Auburn	4-4	.500	19-10	.655
Mississippi State	0-8	.000	12-14	.462

1984-85

EAST

SCHOOL	SEC	PCT.	OVERALL	PCT.
Georgia	7-1	.875	29-51	.853
Florida	4-4	.500	22-91	.710
Tennessee	4-4	.500	22-10	.688
Kentucky	3-5	.375	16-12	.571
Vanderbilt	2-6	.250	14-13	.519

WEST

SCHOOL	SEC	PCT.	OVERALL	PCT.
Ole Miss	8-0	1.000	29-31	.906
Auburn	5-3	.625	25-61	.806
LSU	4-4	.500	20-91	.690
Alabama	3-5	.375	18-10	.643
Mississippi State	0-8	.000	8-19	.296

1985-86

SCHOOL	SEC	PCT.	OVERALL	PCT.
Georgia	9-0	1.000	30-2	.938
LSU	6-3	.667	27-6	.818
Auburn	6-3	.667	24-6	.800
Ole Miss	6-3	.667	24-8	.750
Tennessee	5-4	.556	24-10	.706
Kentucky	4-5	.444	18-11	.621
Vanderbilt	4-5	.444	22-9	.710
Alabama	3-6	.333	20-9	.690
Florida	2-7	.222	10-18	.357
Mississippi State	0-9	.000	8-20	.286

1986-87

SCHOOL	SEC	PCT.	OVERALL	PCT.
Auburn	8-1	.889	31-2	.939
Georgia	7-2	.778	27-5	.844
Ole Miss	7-2	.778	25-5	.833
Tennessee	6-3	.667	28-6	.824
LSU	6-3	.667	20-8	.714
Vanderbilt	4-5	.556	23-10	.697
Kentucky	3-6	.333	17-11	.607
Alabama	2-7	.222	19-10	.655
Mississippi State	2-7	.222	13-17	.433
Florida	0-9	.000	12-16	.429

1987-88

SCHOOL	SEC	PCT.	OVERALL	PCT.
Auburn	9-0	1.000	32-3	.914
Tennessee	8-1	.889	31-3	.912
LSU	6-3	.667	18-11	.621
Ole Miss	5-4	.556	24-7	.774
Georgia	5-4	.556	21-10	.677
Alabama	5-4	.556	18-10	.643
Vanderbilt	4-5	.444	18-10	.643
Mississippi State	2-7	.222	19-13	.594
Florida	1-8	.111	9-18	.333
Kentucky	0-9	.000	14-15	.483

1988-89

SCHOOL	SEC	PCT.	OVERALL	PCT.
Auburn	9-0	1.000	32-21	.941
Tennessee	8-1	.889	35-21	.946
Georgia	6-3	.677	23-71	.767
Vanderbilt	5-4	.555	21-81	.724
LSU	5-4	.555	19-11	.633
Ole Miss	4-5	.444	23-81	.742
Mississippi State	3-6	.333	12-16	.429
Kentucky	3-6	.333	12-16	.429
Florida	1-8	.111	15-14	.517
Alabama	1-8	.111	14-15	.483

1989-90

SCHOOL	SEC	PCT.	OVERALL	PCT.
Tennessee	8-1	.889	27-61	.818
Auburn	7-2	.778	28-71	.800
Ole Miss	7-2	.778	22-10	.687
Georgia	6-3	.667	25-51	.833
Vanderbilt	5-4	.556	23-11	.676
LSU	4-5	.444	21-91	.700
Alabama	4-5	.444	16-12	.571
Kentucky	3-6	.333	23-81	.742
Florida	1-8	.111	15-13	.538
Mississippi State	0-9	.000	9-19	.321

1990-91

SCHOOL	SEC	PCT.	OVERALL	PCT.
Georgia	9-0	1.000	28-4	.875
Auburn	7-2	.778	26-6	.813
Tennessee	6-3	.667	30-5	.857
LSU	5-4	.555	24-7	.774
Kentucky	4-5	.444	20-9	.690
Ole Miss	4-5	.444	20-9	.690
Vanderbilt	4-5	.444	19-12	.613
Florida	3-6	.333	17-11	.607
Alabama	3-6	.333	17-12	.586
Mississippi State	0-9	.000	7-20	.259

ANNUAL STANDINGS

1991-92

SCHOOL	SEC	PCT.	OVERALL	PCT.
Ole Miss	11-0	1.000	29-31	.906
Tennessee	10-1	.909	28-31	.903
Alabama	7-4	.636	23-71	.767
Vanderbilt	6-5	.545	22-91	.710
Georgia	6-5	.545	19-11	.633
Kentucky	5-6	.455	16-14	.533
Auburn	4-7	.364	17-12	.586
Mississippi State	4-7	.364	15-13	.536
Florida	4-7	.364	15-13	.536
LSU	4-7	.364	16-13	.552
Arkansas	3-8	.273	11-14	.440
South Carolina	2-9	.222	13-15	.464

1992-93

SCHOOL	SEC	PCT.	OVERALL	PCT.
Tennessee	11-0	1.000	29-3	.906
Auburn	9-2	.818	25-4	.862
Vanderbilt	9-2	.818	30-3	.909
Florida	6-5	.545	19-10	.655
Alabama	6-5	.545	22-9	.710
Kentucky	5-6	.455	18-10	.643
South Carolina	5-6	.455	17-10	.630
Georgia	4-7	.364	21-13	.618
Arkansas	4-7	.364	13-14	.481
Ole Miss	4-7	.364	19-10	.621
Mississippi State	3-8	.273	14-13	.519
LSU	0-11	.000	9-18	.333

1993-94

SCHOOL	SEC	PCT.	OVERALL	PCT.
Tennessee	11-0	1.000	31-2	.939
Vanderbilt	9-2	.818	25-8	.758
Florida	8-3	.727	22-7	.759
Alabama	7-4	.636	26-7	.788
Ole Miss	7-4	.636	24-9	.727
Auburn	6-5	.545	20-10	.667
Kentucky	5-6	.455	17-11	.607
Georgia	5-6	.455	17-11	.607
Arkansas	3-8	.273	15-14	.517
South Carolina	2-9	.182	14-13	.519
LSU	2-9	.182	11-16	.407
Mississippi State	1-10	.090	8-18	.307

1994-95

SCHOOL	SEC	PCT.	OVERALL	PCT.
Tennessee	11-0	1.000	34-3	.919
Georgia	8-3	.727	28-5	.848
Vanderbilt	8-3	.727	28-7	.800
Arkansas	7-4	.636	23-7	.767
Florida	7-4	.636	24-9	.727
Alabama	7-4	.636	22-9	.710
Ole Miss	6-5	.545	21-8	.724
Auburn	5-6	.455	17-10	.630
Kentucky	4-7	.364	14-14	.500
South Carolina	1-10	.091	12-15	.444
Mississippi State	1-10	.091	9-18	.333
LSU	1-10	.091	7-20	.259

1995-96

SCHOOL	SEC	PCT.	OVERALL	PCT.
Georgia	10-1	.909	28-5	.848
Tennessee	9-2	.818	32-4	.889
Vanderbilt	7-4	.636	23-8	.742
Alabama	7-4	.636	24-8	.750
Auburn	6-5	.545	23-9	.719
Florida	6-5	.545	21-9	.700
Ole Miss	6-5	.545	18-11	.621
LSU	4-7	.364	21-11	.656
Mississippi State	4-7	.364	13-14	.481
Arkansas	3-8	.273	21-13	.645
South Carolina	2-9	.182	16-12	.571
Kentucky	2-9	.182	8-19	.296

1996-97

SCHOOL	SEC	PCT.	OVERALL	PCT.
Georgia	11-1	.917	25-6	.806
Alabama	10-2	.833	25-7	.781
Florida	9-3	.750	24-9	.727
LSU	9-3	.750	25-5	.833
Tennessee	8-4	.667	29-10	.744
Vanderbilt	6-6	.500	20-11	.645
Arkansas	5-7	.417	18-10	.643
Ole Miss	5-7	.417	16-11	.593
Auburn	5-7	.417	22-10	.688
Kentucky	2-10	.167	8-19	.296
Mississippi State	1-11	.083	11-16	.407
South Carolina	1-11	.083	12-15	.444

1997-98

SCHOOL	SEC	PCT.	OVERALL	PCT.
Tennessee	14-0	1.000	39-0	1.000
Florida	10-4	.714	23-9	.719
Alabama	10-4	.714	24-10	.706
Vanderbilt	9-5	.643	20-9	.690
Georgia	8-6	.571	17-11	.607
LSU	7-7	.500	19-13	.594
Arkansas	7-7	.500	22-11	.667
Kentucky	5-9	.357	13-15	.464
Mississippi State	4-10	.286	14-15	.483
Auburn	4-10	.286	16-11	.593
South Carolina	3-11	.214	13-15	.464
Ole Miss	3-11	.214	12-19	.387

1998-99

SCHOOL	SEC	PCT.	OVERALL	PCT.
Tennessee	13-1	.929	31-3	.912
LSU	10-4	.714	22-8	.733
Georgia	9-5	.643	27-7	.794
Auburn	8-6	.571	20-9	.690
Alabama	7-7	.500	20-11	.645
Mississippi State	7-7	.500	17-11	.607
Kentucky	7-7	.500	21-11	.656
Florida	6-8	.429	19-14	.576
Vanderbilt	6-8	.429	13-14	.481
Ole Miss	6-8	.429	15-13	.536
Arkansas	5-9	.357	20-14	.588
South Carolina	0-14	.000	11-16	.407

1999-2000

SCHOOL	SEC	PCT.	OVERALL	PCT.
Georgia	13-1	.929	32-4	.889
Tennessee	13-1	.929	33-4	.892
LSU	11-3	.786	25-7	.781
Auburn	9-5	.643	22-8	.733
Mississippi State	8-6	.571	24-8	.750
Vanderbilt	6-8	.429	21-13	.618
Florida	6-8	.429	21-13	.618
Alabama	5-9	.357	15-14	.517
Kentucky	5-9	.357	15-14	.517

ANNUAL STANDINGS

Arkansas	4-10	.286	17-15	.531
South Carolina	3-11	.214	13-15	.464
Ole Miss	1-13	.071	12-16	.429

2000-01

SCHOOL	SEC	PCT.	OVERALL	PCT.
Tennessee	14-0	1.000	31-3	.912
Florida	11-3	.786	24-6	.800
Georgia	11-3	.786	27-6	.818
Vanderbilt	8-6	.571	24-10	.706
LSU	8-6	.571	20-11	.645
South Carolina	6-8	.429	11-17	.393
Arkansas	6-8	.429	20-13	.606
Alabama	5-9	.357	19-12	.613
Auburn	5-9	.357	17-12	.586
Mississippi State	4-10	.286	17-14	.548
Ole Miss	4-10	.286	17-13	.567
Kentucky	2-12	.143	6-21	.222

2001-02

SCHOOL	SEC	PCT.	OVERALL	PCT.
Tennessee	13-1	.929	29-5	.853
South Carolina	10-4	.714	25-7	.781
Vanderbilt	10-4	.714	30-7	.812
LSU	8-6	.571	18-12	.600
Mississippi State	8-6	.571	19-12	.613
Florida	8-6	.571	18-11	.621
Arkansas	7-7	.500	20-12	.625
Alabama	7-7	.500	19-12	.613
Georgia	6-8	.429	19-11	.633
Ole Miss	3-11	.214	11-17	.393
Auburn	3-11	.214	16-13	.552
Kentucky	1-13	.071	9-20	.310

2002-03

SCHOOL	SEC	PCT.	OVERALL	PCT.
Tennessee	14-0	1.00	33-5	.868
LSU	11-3	.786	30-4	.882
Georgia	10-4	.714	21-10	.677
Mississippi State	10-4	.714	24-8	.750
South Carolina	9-5	.643	23-8	.742
Vanderbilt	9-5	.643	22-10	.688
Arkansas	7-7	.500	22-11	.667
Auburn	5-9	.357	23-11	.676
Kentucky	4-10	.286	11-16	.407
Alabama	3-11	.214	13-15	.464
Florida	1-13	.071	9-19	.321
Ole Miss	1-13	.071	12-16	.429

2003-04

SCHOOL	SEC	PCT.	OVERALL	PCT.
Tennessee	14-0	1.000	30-3	.909
LSU	10-4	.714	27-7	.794
Auburn	9-5	.643	22-9	.710
Florida	8-6	.571	19-11	.633
Georgia	8-6	.571	25-10	.714
Vanderbilt	8-6	.571	26-8	.765
Ole Miss	7-7	.500	17-14	.548
Mississippi State	7-7	.500	14-15	.483
Arkansas	5-9	.357	16-12	.571
Alabama	4-10	.286	12-16	.429
Kentucky	3-11	.214	11-17	.393
South Carolina	1-13	.071	10-18	.357

2004-05

SCHOOL	SEC	PCT.	OVERALL	PCT.
LSU	14-0	1.000	33-3	.917
Tennessee	13-1	.929	30-5	.857
Vanderbilt	10-4	.714	24-8	.750
Georgia	9-5	.643	24-10	.706
Ole Miss	8-6	.571	19-11	.633
Mississippi State	6-8	.429	17-12	.586
Auburn	6-8	.429	16-13	.552
Florida	5-9	.357	14-15	.483
Alabama	4-10	.286	14-15	.483
Kentucky	4-10	.286	18-16	.529
Arkansas	3-11	.214	17-14	.548
South Carolina	2-12	.143	8-21	.279

2005-06

SCHOOL	SEC	PCT.	OVERALL	PCT.
LSU	13-1	.929	31-4	.886
Tennessee	11-3	.786	31-5	.861
Georgia	10-4	.714	23-9	.719
Kentucky	9-5	.643	22-9	.710
Florida	8-6	.571	21-9	.700
Vanderbilt	8-6	.571	21-11	.686
South Carolina	7-7	.500	17-12	.586
Ole Miss	5-9	.357	17-14	.548
Arkansas	5-9	.357	13-15	.464
Auburn	4-10	.286	14-15	.483
Alabama	3-11	.214	9-19	.321
Mississippi State	1-13	.071	6-22	.214

2006-07

SCHOOL	SEC	PCT.	OVERALL	PCT.
Tennessee	14-0	1.000	34-3	.919
Georgia	11-3	.786	27-7	.794
Vanderbilt	10-4	.714	28-6	.765
LSU	10-4	.714	30-8	.789
Ole Miss	9-5	.643	24-11	.686
Mississippi State	7-7	.500	18-14	.563
Kentucky	6-8	.429	20-14	.588
South Carolina	6-8	.429	18-15	.545
Auburn	6-8	.429	21-13	.617
Arkansas	3-11	.214	18-13	.581
Florida	2-12	.143	9-22	.290
Alabama	0-14	.000	10-20	.333

2007-08

SCHOOL	SEC	PCT.	OVERALL	PCT.
LSU	14-0	1.000	31-6	.838
Tennessee	13-1	.929	36-2	.947
Vanderbilt	11-3	.786	25-9	.735
Kentucky	8-6	.571	17-16	.515
Georgia	8-6	.571	23-10	.697
Auburn	7-7	.500	20-12	.625
Florida	6-8	.429	19-14	.576
Ole Miss	6-8	.429	13-16	.448
Mississippi State	4-10	.286	16-15	.516
South Carolina	4-10	.286	16-16	.500
Arkansas	2-12	.143	17-13	.567
Alabama	1-13	.071	8-22	.267

2008-09

SCHOOL	SEC	PCT.	OVERALL	PCT.
Auburn	12-2	.857	30-4	.882
Vanderbilt	10-4	.714	26-9	.789

ANNUAL STANDINGS

LSU	10-4	.714	19-11	.633
Florida	9-5	.643	24-8	.750
Tennessee	9-5	.643	22-11	.667
Mississippi State	8-6	.571	23-10	.697
Georgia	7-7	.500	18-14	.563
Arkansas	6-8	.429	18-14	.563
Ole Miss	5-9	.357	18-15	.545
Kentucky	5-9	.357	16-16	.500
South Carolina	2-12	.168	10-18	.357
Alabama	1-13	.071	13-17	.433

2009-10

SCHOOL	SEC	PCT.	OVERALL	PCT.
Tennessee	15-1	.938	32-3	.914
Kentucky	11-5	.688	28-8	.777
Mississippi State	9-7	.562	21-13	.618
LSU	9-7	.562	21-10	.677
Vanderbilt	9-7	.562	23-11	.676
Georgia	9-7	.562	25-9	.735
Florida	7-9	.438	15-17	.469
South Carolina	7-9	.438	14-15	.483
Ole Miss	7-9	.438	17-15	.531
Auburn	5-11	.312	15-16	.484
Alabama	4-12	.250	12-18	.400
Arkansas	4-12	.250	12-18	.400

2010-11

SCHOOL	SEC	PCT.	OVERALL	PCT.
Tennessee	16-0	1.000	34-3	.918
Kentucky	11-5	.688	25-9	.735
Vanderbilt	10-6	.625	20-12	.625
Georgia	10-6	.625	23-11	.676
South Carolina	8-8	.500	18-15	.545
Auburn	8-8	.500	16-16	.500
LSU	8-8	.500	19-13	.594
Florida	7-9	.438	20-15	.571
Arkansas	6-10	.375	22-12	.647
Alabama	5-11	.313	18-15	.545
Mississippi State	4-12	.250	13-17	.433
Ole Miss	3-13	.188	10-19	.345

2011-12

SCHOOL	SEC	PCT.	OVERALL	PCT.
Kentucky	13-3	.813	28-7	.800
Tennessee	12-4	.750	27-9	.750
Georgia	11-5	.688	22-9	.710
LSU	10-6	.625	23-11	.676
Arkansas	10-6	.625	24-9	.727
South Carolina	10-6	.625	25-10	.714
Vanderbilt	9-7	.563	23-10	.697
Florida	8-8	.500	20-13	.606
Auburn	5-11	.313	13-17	.433
Mississippi State	4-12	.250	14-16	.467
Alabama	2-14	.125	12-19	.387
Ole Miss	2-14	.125	12-18	.400

2012-13

SCHOOL	SEC	PCT.	OVERALL	PCT.
Tennessee	14-2	.875	27-8	.771
Kentucky	13-3	.813	30-6	.833
Georgia	12-4	.750	28-7	.800
Texas A&M	11-5	.688	25-10	.714
South Carolina	11-5	.688	25-8	.758
LSU	10-6	.625	22-12	.647
Vanderbilt	9-7	.563	21-12	.636
Arkansas	6-10	.375	20-13	.606
Florida	6-10	.375	22-15	.595
Missouri	6-10	.375	17-15	.531
Auburn	5-11	.313	19-15	.559
Mississippi State	5-11	.313	13-17	.433
Alabama	2-14	.125	13-18	.419
Ole Miss	2-14	.125	9-20	.310

2013-14

SCHOOL	SEC	PCT.	OVERALL	PCT.
South Carolina	14-2	.875	29-5	.852
Tennessee	13-3	.812	29-6	.828
Texas A&M	13-3	.812	27-9	.750
Kentucky	10-6	.625	26-9	.742
Florida	8-8	.500	20-13	.606
Auburn	7-9	.437	19-15	.558
Alabama	7-9	.437	14-16	.466
Vanderbilt	7-9	.437	18-13	.580
Georgia	7-9	.437	20-12	.625
LSU	7-9	.437	21-13	.617
Arkansas	6-10	.375	19-11	.633
Missouri	6-10	.375	17-14	.548
Mississippi State	5-11	.312	22-14	.611
Ole Miss	2-14	.125	12-20	.375

2014-15

SCHOOL	SEC	PCT.	OVERALL	PCT.
South Carolina	15-1	.937	34-3	.918
Tennessee	15-1	.937	30-6	.833
Mississippi State	11-5	.687	27-7	.794
LSU	10-6	.625	17-14	.548
Texas A&M	10-6	.625	23-10	.696
Kentucky	10-6	.625	24-10	.705
Missouri	7-9	.437	19-14	.575
Ole Miss	7-9	.437	19-14	.575
Arkansas	6-10	.375	18-14	.562
Georgia	6-10	.375	19-12	.612
Vanderbilt	5-11	.312	15-16	.483
Florida	5-11	.312	13-17	.433
Auburn	3-13	.187	13-18	.419
Alabama	2-14	.125	13-19	.406

2015-16

SCHOOL	SEC	PCT.	OVERALL	PCT.
South Carolina	16-0	1.000	33-2	.943
Texas A&M	11-5	.688	22-10	.688
Mississippi State	11-5	.688	28-8	.778
Florida	10-6	.625	22-9	.710
Kentucky	10-6	.625	25-8	.758
Georgia	9-7	.563	21-10	.677
Tennessee	8-8	.500	22-14	.611
Missouri	8-8	.500	22-10	.688
Auburn	8-8	.500	20-13	.606
Arkansas	7-9	.438	12-18	.400
Vanderbilt	5-11	.313	18-14	.563
Alabama	4-12	.250	15-16	.484
LSU	3-13	.188	10-21	.323
Ole Miss	2-14	.125	10-20	.333

ANNUAL TEAM STATISTICAL LEADERS

SCORING OFFENSE

YEAR	TEAM	G	PTS	AVG.
*1980	Kentucky	29	2421	83.5
*1981	Mississippi State	29	2353	81.1
*1982	Kentucky	32	2544	79.5
1983	Ole Miss	32	2670	83.4
1984	LSU	26	2261	87.0
1985	Georgia	34	2792	82.1
1986	Georgia	32	2855	89.2
1987	Auburn	33	2873	87.1
1988	Tennessee	34	3021	88.9
1989	Tennessee	37	3016	81.5
1990	Kentucky	31	2540	81.9
1991	Georgia	32	2736	85.5
1992	Alabama	30	2637	87.9
1993	Alabama	30	2637	87.9
1994	Alabama	33	2840	86.1
1995	Alabama	31	2592	83.6
1996	Georgia	33	2734	82.8
1997	Alabama	32	2512	78.5
1998	Tennessee	39	3464	88.8
1999	Tennessee	34	2952	86.8
2000	Tennessee	37	2933	79.3
2001	Tennessee	34	2812	82.7
2002	Tennessee	34	2715	79.9
2003	Tennessee	38	3037	79.9
2004	Tennessee	35	2603	74.4
2005	Vanderbilt	32	2480	77.5
2006	Georgia	32	2554	79.8
2007	Ole Miss	35	2718	77.7
2008	Tennessee	38	2916	76.7
2009	Auburn	34	2602	76.5
2010	Tennessee	35	2600	74.3
2011	Tennessee	37	2934	79.3
2012	Tennessee	36	2664	74.0
2013	Tennessee	35	2717	77.6
2014	Kentucky	35	2845	81.3
2015	South Carolina	37	2807	75.9
2016	Florida	31	2398	77.4

SCORING DEFENSE

YEAR	TEAM	G	PTS	AVG.
*1980	Tennessee	38	2360	62.1
*1981	Auburn	33	2110	63.9
*1982	Auburn	29	1616	55.7
1983	Auburn	32	1995	62.3
1984	Auburn	27	1559	57.7
1985	Auburn	31	1837	59.3
1986	Auburn	30	1761	58.7
1987	Auburn	33	1896	57.5
1988	Auburn	35	2051	58.6
1989	Auburn	34	1876	55.2
1990	Ole Miss	32	1934	60.4
1991	Auburn	32	1821	56.9
1992	Auburn	29	1700	58.6
1993	Auburn	29	1583	54.6
1994	Auburn	30	1776	59.2
1995	Vanderbilt	35	1980	56.6
1996	Auburn	32	1873	58.5
1997	Vanderbilt	31	1848	59.6
1998	Auburn	27	1531	56.7
1999	LSU	30	1841	61.4
2000	Vanderbilt	34	1912	56.2
2001	Auburn	29	1713	59.1
2002	Vanderbilt	37	2120	57.3
2003	Auburn	34	1932	56.8
2004	Auburn	31	1715	55.3
2005	LSU	36	1886	52.4
2006	LSU	35	1866	53.3
2007	LSU	38	1863	49.0
2008	LSU	37	1849	50.0
2009	LSU	30	1605	53.5
2010	LSU	31	1611	52.0
2011	LSU	32	1692	52.9
2012	South Carolina	35	1800	51.4
2013	South Carolina	33	1660	50.3
2014	Arkansas	30	1623	54.1
2015	South Carolina	37	2003	54.1
2016	Georgia	31	1677	54.1

REBOUNDING OFFENSE

YEAR	TEAM	G	REB	AVG.
*1980	Kentucky	29	1413	48.7
*1981	Georgia	34	1568	46.1
*1982	Ole Miss	32	1465	45.8
1983	Ole Miss	32	1511	47.2
1984	Mississippi State	24	1085	45.1
1985	Ole Miss	32	1479	46.2
1986	Vanderbilt	31	1415	45.6
1987	Vanderbilt	33	1484	45.0
1988	Auburn	35	1652	47.2
1989	Alabama	29	1316	45.4
1990	Florida	28	1301	46.5
1991	Florida	28	1279	45.7
1992	Alabama	30	1385	46.2
1993	Tennessee	32	1505	47.0
1994	Florida	29	1420	49.0
1995	Alabama	31	1470	47.4
1996	Florida	30	1344	44.8
1997	Alabama	32	1526	47.7
1998	Tennessee	39	1728	44.3
1999	Alabama	31	1350	43.5
2000	Florida	34	1481	43.6
2001	Auburn	29	1198	41.3
2002	Florida	29	1270	43.8
2003	Tennessee	38	1681	44.2
2004	Florida	30	1293	43.1
2005	Ole Miss	30	1331	44.4
2006	South Carolina	29	1221	42.1
2007	South Carolina	33	1455	44.1
2008	Tennessee	38	1555	40.9
2009	Tennessee	33	1435	43.5
2010	Tennessee	35	1519	43.4
2011	Tennessee	37	1713	46.3
2012	Tennessee	36	1567	43.5
2013	Tennessee	35	1515	43.3
2014	Tennessee	35	1595	45.6
2015	Tennessee	36	1514	42.1
2016	Florida	31	1304	42.1

REBOUNDING DEFENSE

YEAR	TEAM	G	REB	AVG.
*1980	Kentucky	29	935	32.2
*1981	Auburn	33	1054	31.9
*1982	Auburn	29	990	34.1
1983	Tennessee	33	993	30.0
1984	Auburn	29	847	29.2
1985	Auburn	31	1002	32.3
1986	Auburn	30	987	32.9
1987	Auburn	33	1062	32.2
1988	Auburn	35	1111	31.7
1989	Tennessee	37	1225	33.1
1990	Vanderbilt	34	1207	35.5
1991	Auburn	32	998	31.2
1992	Tennessee	31	1044	33.7
1993	Auburn	29	981	33.8
1994	Tennessee	33	1074	32.6
1995	Tennessee	37	1196	32.3
1996	Tennessee	36	1187	33.0
1997	Auburn	32	1135	35.5
1998	Auburn	27	806	29.9
1999	Auburn	29	896	30.9
2000	Tennessee	37	1216	32.9
2001	Vanderbilt	34	855	25.1
2002	Vanderbilt	37	1009	27.3
2003	Tennessee	38	1222	32.2
2004	Auburn	31	982	31.7
2005	Vanderbilt	32	999	31.2
2006	Tennessee	36	1124	31.2
2007	Vanderbilt	34	1103	32.4
2008	Vanderbilt	34	1128	33.2
2009	Vanderbilt	35	1197	34.2
2010	Tennessee	35	1189	34.0
2011	Tennessee	37	1253	33.9
2012	LSU	34	1123	33.0
2013	South Carolina	33	1084	32.8
2014	Vanderbilt	31	996	32.1
2015	Vanderbilt	31	980	31.6
2016	Vanderbilt	32	905	28.3

FIELD GOAL PERCENTAGE

YEAR	TEAM	FGM	FGA	AVG.
*1980	Tennessee	1202	2379	50.5
*1981	Tennessee	925	1849	50.0
*1982	LSU	979	1963	49.9
1983	Tennessee	1051	2020	52.0
1984	Georgia	978	1883	51.9
1985	Georgia	1173	2209	53.1
1986	Georgia	1193	2195	54.4
1987	Auburn	1200	2292	52.4
1988	Tennessee	1197	2332	51.3
1989	Tennessee	1191	2370	50.3
1990	Vanderbilt	1029	2034	50.6
1991	Georgia	1055	2190	48.2
1992	Vanderbilt	907	1834	49.5
1993	Vanderbilt	916	1851	49.5
1994	Vanderbit	967	1976	48.9
1995	Vanderbilt	1048	2168	48.3
1996	Georgia	1051	2248	46.8
1997	LSU	846	1859	45.5
1998	Tennessee	1288	2679	48.1
1999	Tennessee	1117	2180	51.2
2000	LSU	912	1842	49.5
2001	Vanderbilt	884	1606	55.0
2002	Vanderbilt	988	1897	52.1
2003	Vanderbilt	867	1691	51.3
2004	Vanderbilt	878	1886	46.6
2005	Vanderbilt	928	1885	49.2
2006	LSU	1020	2090	48.8
2007	Vanderbilt	944	1866	50.6
2008	Vanderbilt	902	1937	46.6
2009	Auburn	979	2090	46.8
2010	Tennessee	1004	2181	46.0
2011	Tennessee	1094	2346	46.6
2012	Vanderbilt	867	1868	46.4
2013	Texas A&M	974	2133	45.7
2014	South Carolina	859	1811	47.4
2015	South Carolina	1048	2167	48.4
2016	Vanderbilt	730	1589	45.9

FIELD GOAL PERCENTAGE DEFENSE

YEAR	TEAM	FGM	FGA	AVG.
*1980	Kentucky	738	1815	40.7
*1981	Auburn	865	2108	41.0
*1982	Auburn	667	1673	39.9
1983	Ole Miss	804	1975	40.7
1984	Florida	689	1705	40.4
1985	Ole Miss	776	2014	38.5
1986	Georgia	825	2032	40.6
1987	Georgia	785	2014	39.0
1988	Vanderbilt	735	1919	38.3
1989	Auburn	722	2086	34.6
1990	Auburn	806	2134	37.8
1991	Auburn	686	1754	39.1
1992	Vanderbilt	732	1955	37.4
1993	Auburn	583	1586	36.8
1994	Auburn	626	1722	36.4
1995	Vanderbilt	727	2125	34.2

ANNUAL TEAM STATISTICAL LEADERS

1996	Auburn	643	1764	36.5
1997	Vanderbilt	672	1892	35.5
1998	Alabama	746	2028	36.8
1999	Alabama	727	1890	38.5
2000	Vanderbilt	676	1842	36.7
2001	Florida	575	1583	36.3
2002	Georgia	648	1768	36.7
2003	Auburn	694	1977	35.1
2004	Auburn	630	1738	36.2
2005	LSU	693	2028	34.2
2006	South Carolina	567	1635	34.7
2007	LSU	683	2082	32.8
2008	LSU	694	2037	34.1
2009	LSU	581	1615	36.0
2010	Georgia	686	1980	34.6
2011	Tennessee	765	2274	33.6
2012	LSU	658	1902	34.6
2013	South Carolina	611	1724	35.4
2014	South Carolina	705	2035	34.6
2015	South Carolina	739	2116	34.9
2016	South Carolina	720	2072	34.7

FREE THROW PERCENTAGE

YEAR	TEAM	FTM	FTA	PCT.
*1980	Tennessee	548	746	73.5
*1981	Tennessee	415	571	72.7
*1982	Tennessee	456	658	69.3
1983	Tennessee	498	670	74.3
1984	Kentucky	319	403	79.1
1985	Kentucky	358	474	75.5
1986	Georgia	469	642	73.1
1987	Kentucky	351	471	74.5
1988	Vanderbilt	407	559	72.8
1989	Vanderbilt	541	703	77.0
1990	Vanderbilt	575	755	76.2
1991	Vanderbilt	452	601	75.2
1992	Ole Miss	542	772	70.2
1993	Vanderbilt	439	619	70.9
1994	Tennessee	664	910	73.0
1995	Arkansas	565	734	77.0
1996	Auburn	400	548	73.0
1997	Ole Miss	363	505	71.9
1998	Georgia	403	541	74.5
1999	Georgia	545	759	71.8
2000	Mississippi State	479	662	72.4
2001	Vanderbilt	398	542	73.4
2002	Vanderbilt	531	696	76.3
2003	LSU	463	611	75.8
2004	Auburn	440	585	75.2
2005	Georgia	444	580	76.6
2006	Georgia	442	566	78.1
2007	Vanderbilt	498	662	75.2
2008	Georgia	475	650	73.1
2009	Vanderbilt	450	614	73.3
2010	LSU	467	644	72.5
2011	Vanderbilt	465	660	70.5
2012	Vanderbilt	454	623	72.9
2013	Tennessee	525	692	75.9
2014	Missouri	367	490	74.9
2015	Tennessee	527	700	75.3
2016	Missouri	440	577	76.3

STEALS

YEAR	TEAM	G	ST	AVG.
*1980	Ole Miss	37	478	12.9
*1981	Mississippi State	29	407	14.0
*1982	Mississippi State	26	337	13.0
1983	Georgia	34	391	11.5
1984	Vanderbilt	32	401	12.5
1985	Florida	31	448	14.5
1986	Auburn	30	381	12.7
1987	Vanderbilt	33	439	13.3
1988	Alabama	28	344	12.3
1989	Tennessee	37	495	13.4
1990	Kentucky	31	372	12.0
1991	Kentucky	29	382	13.2
1992	Alabama	30	406	13.5
1993	Alabama	31	411	13.3
1994	Kentucky	28	345	12.3
1995	Florida	33	407	12.3
1996	Georgia	33	394	11.9
1997	LSU	30	345	11.5
1998	Tennessee	39	566	14.5
1999	South Carolina	27	384	14.2
2000	Tennessee	37	419	11.3
2001	Florida	30	291	9.7
2002	South Carolina	32	406	12.7
2003	South Carolina	31	366	11.8
2004	Ole Miss	31	337	10.9
2005	Arkansas	31	388	12.5
2006	Georgia	32	371	11.6
2007	Ole Miss	35	475	13.6
2008	Tennessee	38	445	11.7
2009	Vanderbilt	35	355	10.1
2010	Kentucky	36	418	11.6
2011	Kentucky	34	373	11.0
2012	Kentucky	35	422	12.1
2013	Kentucky	36	429	11.9
2014	Auburn	34	354	10.4
2015	LSU	31	337	10.9
2016	Florida	31	385	12.4

BLOCKS

YEAR	TEAM	G	BL	AVG.
*1980	LSU	34	161	4.7
*1981	Florida	28	146	5.2
*1982	LSU	31	142	4.6
1983	LSU	27	157	5.8
1984	Georgia	33	168	5.1
1985	Georgia	34	154	4.5
1986	Georgia	32	156	4.9
1987	Vanderbilt	33	164	5.0
1988	Vanderbilt	28	166	5.9
1989	LSU	30	129	4.3
1990	Vanderbilt	34	143	4.2
1991	Vanderbilt	31	188	6.1
1992	Vanderbilt	31	196	6.3
1993	Vanderbilt	33	165	5.0
1994	Vanderbilt	33	169	5.1
1995	Vanderbilt	35	193	5.5
1996	Vanderbilt	31	189	6.1
1997	Vanderbilt	31	172	5.5
1998	Tennessee	39	228	5.8
1999	Vanderbilt	27	144	5.3
2000	Georgia	36	187	5.2
2001	Florida	30	151	5.0
2002	Georgia	30	188	6.3
2003	LSU	34	176	5.2
2004	Florida	30	161	5.4
2005	Auburn	29	188	6.5
2006	Auburn	29	207	7.1
2007	South Carolina	33	199	6.0
2008	Tennessee	38	223	5.9
2009	Mississippi State	33	203	6.2
2010	Tennessee	35	226	6.5
2011	Tennessee	37	195	5.3
2012	Auburn	30	181	6.0
2013	Mississippi State	30	153	5.1
2014	South Carolina	34	240	7.1
2015	South Carolina	37	232	6.2
2016	South Carolina	35	187	5.3

3PT FIELD GOAL PERCENTAGE

YEAR	TEAM	3PGM	3PGA	PCT.
1988	Georgia	60	146	41.1
1989	LSU	56	140	40.0
1990	Vanderbilt	65	140	46.4
1991	Vanderbilt	84	196	42.9
1992	LSU	134	330	40.6
1993	Vanderbilt	187	516	36.2
1994	Vanderbilt	220	551	39.9
1995	Vanderbilt	185	505	36.6
1996	Vanderbilt	155	405	38.3
1997	Vanderbilt	190	526	36.1
1998	Alabama	198	552	35.9
1999	LSU	102	274	37.2
2000	Arkansas	166	435	38.2
2001	Vanderbilt	189	448	42.2
2002	Alabama	191	476	40.1
2003	Vanderbilt	209	531	39.4
2004	Vanderbilt	187	500	37.4
2005	Vanderbilt	203	520	39.0
2006	Georgia	228	581	39.2
2007	Vanderbilt	209	478	43.7
2008	Vanderbilt	218	572	38.1
2009	Auburn	111	296	37.5
2010	Tennessee	187	498	37.6
2011	Tennessee	242	642	37.7
2012	Vanderbilt	867	1868	46.4
2013	Tennessee	178	502	35.5
2014	Vanderbilt	166	415	40.0
2015	South Carolina	177	507	34.9
2016	Vanderbilt	174	471	36.9

3PT FIELD GOAL PERCENTAGE DEFENSE

YEAR	TEAM	3PGM	3PGA	PCT.
1988	Florida	26	94	27.7
1989	Ole Miss	43	154	27.9
1990	Auburn	134	456	29.4
1991	Alabama	76	262	29.0
	LSU	102	352	29.0
1992	Mississippi State	81	290	27.9
1993	Arkansas	70	293	23.9
1994	Georgia	106	389	27.2
1995	Ole Miss	84	344	24.4
1996	Arkansas	115	409	28.1
1997	Vanderbilt	119	465	25.6
1998	Arkansas	101	302	33.4
1999	LSU	97	351	27.6
2000	Mississippi State	109	401	27.2
2001	Tennessee	113	396	28.5
2002	Georgia	138	458	30.1
2003	LSU	109	443	24.6
2004	Tennessee	151	536	28.2
2005	Tennessee	141	527	26.8
2006	Kentucky	128	454	28.2
2007	LSU	161	578	27.9
2008	LSU	133	502	26.5
2009	Ole Miss	170	595	28.6
2010	Kentucky	138	473	29.2
2011	Tennessee	195	708	27.5
2012	LSU	658	1902	34.6
2013	Mississippi State	98	380	25.8
2014	Texas A&M	130	494	26.3
2015	Texas A&M	113	470	24.0
2016	Georgia	125	519	24.3

*Women's basketball first came under the auspices of the Southeastern Conference in the 1982-83 season.

ANNUAL INDIVIDUAL STATISTICAL LEADERS

SCORING

YEAR	PLAYER, SCHOOL	G	PTS	AVG.
*1980	Mary Boatwright, Mississippi State	30	689	23.0
*1981	Gayle Kinzer, Vanderbilt	28	587	21.0
*1982	Joyce Walker, LSU	30	747	24.9
1983	Joyce Walker, LSU	27	744	27.6
1984	Joyce Walker, LSU	26	701	27.0
1985	Daisy Casher, Miss. State	27	604	22.4
1986	Jennifer Gillom, Ole Miss	32	742	23.2
1987	Katrina McClain, Georgia	32	796	24.9
1988	Bridgette Gordon, Tennessee	33	687	20.8
1989	Wendy Scholtens, Vanderbilt	29	653	22.5
1990	Wendy Scholtens, Vanderbilt	34	855	25.1
1991	Wendy Scholtens, Vanderbilt	31	664	21.4
1992	Marsha Williams, South Carolina	28	598	21.4
1993	Cornelia Gayden, LSU	27	552	20.4
1994	Cornelia Gayden, LSU	27	647	24.0
1995	Cornelia Gayden, LSU	27	697	25.8
1996	Shannon Johnson, South Carolina	28	691	24.7
1997	Chamique Holdsclaw, Tennessee	39	803	20.6
1998	Chamique Holdsclaw, Tennessee	39	915	23.5
1999	Chamique Holdsclaw, Tennessee	34	724	21.3
2000	LaToya Thomas, Mississippi State	32	672	21.0
2001	LaToya Thomas, Mississippi State	31	752	24.3
2002	LaToya Thomas, Mississippi State	31	763	24.6
2003	LaToya Thomas, Mississippi State	31	794	25.6
2004	Shameka Christon, Arkansas	28	611	21.8
2005	Tan White, Mississippi State	29	681	23.5
2006	Seimone Augustus, LSU	35	795	22.7
2007	Candace Parker, Tennessee	36	706	19.6
2008	Candace Parker, Tennessee	38	809	21.3
2009	DeWanna Bonner, Auburn	34	716	21.1
2010	Bianca Thomas, Ole Miss	32	670	20.9
2011	Victoria Dunlap, Kentucky	33	562	17.0
2012	Christina Foggie, Vanderbilt	33	585	17.7
2013	Theresa Plaisance, LSU	34	577	17.0
2014	Christina Foggie, Vanderbilt	31	589	19.0
2015	Jessica Jackson, Arkansas	32	477	14.9
2016	Courtney Walker, Texas A&M	32	590	18.4

REBOUNDS

YEAR	PLAYER, SCHOOL	G	REB	AVG.
*1980	Valerie Still, Kentucky	29	403	13.9
*1981	Valerie Still, Kentucky	30	329	11.0
*1982	Valerie Still, Kentucky	32	457	14.3
1983	Tammy Jackson, Florida	27	344	12.7
1984	Sandra Butler, Mississippi State	24	297	12.4
1985	Janet Harris, Georgia	34	351	10.3
1986	Karen Booker, Vanderbilt	31	338	10.9
1987	Katrina McClain, Georgia	32	391	12.2
1988	Tammye Jenkins, Georgia	30	259	8.6
	Karen Linder, LSU	29	250	8.6
	Sharon Stewart, Auburn	35	300	8.6
1989	Wendy Scholtens, Vanderbilt	29	315	10.9
1990	Wendy Scholtens, Vanderbilt	34	389	11.4
1991	Wendy Scholtens, Vanderbilt	31	333	10.7
1992	Marsha Williams, South Carolina	28	315	11.3
1993	Lauretta Freeman, Auburn	29	401	13.8
1994	DeLisha Milton, Florida	29	334	11.5
1995	Sharon Thompson, Mississippi State	27	260	9.6
1996	Shalonda Enis, Alabama	32	305	9.5
1997	Murriel Page, Florida	33	339	10.3
1998	Murriel Page, Florida	32	402	12.6
1999	Jennifer Holmes, Vanderbilt	27	241	8.9
2000	Naomi Mobley, Florida	34	308	9.1
2001	Naomi Mobley, Florida	29	284	9.8
2002	Vanessa Hayden, Florida	29	343	11.8
2003	Petra Ujhelyi, South Carolina	31	288	9.3
2004	Vanessa Hayden, Florida	30	317	10.6
2005	Armintie Price, Ole Miss	29	299	10.3
2006	Sylvia Fowles, LSU	35	407	11.6
2007	Sylvia Fowles, LSU	38	477	12.6
2008	Sylvia Fowles, LSU	35	361	10.3
2009	Angel Robinson, Georgia	32	298	9.3
2010	Kelsey Bone, South Carolina	29	268	9.2
2011	Porsha Phillips, Georgia	34	365	10.7
2012	Glory Johnson, Tennessee	36	355	9.9
2013	Martha Alwal, Mississippi State	30	292	9.7
2014	Tai Faleru, Ole Miss	30	283	9.4
2015	Jordan Frericks, Missouri	33	327	9.9
2016	Alaina Coates, South Carolina	35	360	10.3

FIELD GOAL PERCENTAGE

YEAR	PLAYER, SCHOOL	G	FGM	FGA	AVG.
*1980	Cindy Noble, Tennessee	38	266	392	67.9
*1981	Liz Lukshu, Kentucky	28	161	268	60.1
*1982	Tammy Jackson, Florida	24	182	301	60.5
1983	Becky Jackson, Auburn	32	221	334	66.1
1984	Katrina McClain, Georgia	33	137	197	69.5
1985	Katrina McClain, Georgia	29	164	262	62.6
1986	Katrina McClain, Georgia	31	262	396	66.2
1987	Vickie Orr, Auburn	33	239	396	60.4
1988	Wendy Scholtens, Vanderbilt	28	169	274	61.7
1989	Linda Godby, Auburn	34	170	290	58.6
1990	Stacey Ford, Georgia	29	159	258	61.6
1991	Sheila Johnson, LSU	31	204	354	57.6
1992	Heidi Gillingham, Vanderbilt	31	161	272	59.2
1993	Heidi Gillingham, Vanderbilt	31	161	272	59.2
1994	Heidi Gillingham, Vanderbilt	33	215	382	56.3
1995	Dana Johnson, Tennessee	36	214	347	61.7
1996	Tracy Henderson, Georgia	33	208	359	57.9
1997	DeLisha Milton, Florida	33	243	432	56.3
1998	Conswella Sparrow, Auburn	27	183	303	60.4
1999	DeTrina White, LSU	29	157	252	62.3
2000	DeTrina White, LSU	32	163	264	61.7
2001	Chantelle Anderson, Vanderbilt	34	292	404	72.3
2002	Chantelle Anderson, Vanderbilt	37	295	456	64.7
2003	Chantelle Anderson, Vanderbilt	32	217	341	63.6
2004	Le'Coe Willingham, Auburn	31	192	316	60.8
2005	Ashley Earley, Vanderbilt	32	240	375	64.0
2006	Liz Sherwood, Vanderbilt	32	172	268	64.2
2007	Liz Sherwood, Vanderbilt	34	129	195	66.2
2008	Sylvia Fowles, LSU	35	239	409	58.4
2009	Marshae Dotson, Florida	32	181	300	60.3
2010	Azania Stewart, Florida	27	91	147	61.9
2011	Victoria Dunlap, Kentucky	33	206	450	45.8
2012	Vicki Baugh, Tennessee	35	105	182	57.7
2013	Kelsey Bone, Texas A&M	35	244	431	56.6
2014	Isabelle Harrison, Tennessee	35	183	317	57.7
2015	Ashley Williams, Alabama	31	162	296	54.7
2016	A'ja Wilson, South Carolina	33	205	386	53.1

FREE THROW PERCENTAGE

YEAR	PLAYER, SCHOOL	G	FTM	FTA	PCT.
*1980	Jill Rankin, Tennessee	38	138	172	80.2
*1981	Sandra Helms, Ole Miss	21	65	78	83.3
*1982	Donna Conaway, Alabama	28	57	72	79.2
1983	Cassandra Crumpton, Alabama	29	78	91	85.7
1984	Leslie Nichols, Kentucky	27	80	97	82.5
1985	Dawn Marsh, Tennessee	32	71	83	85.5

ANNUAL INDIVIDUAL STATISTICAL LEADERS

1986	Leslie Nichols, Kentucky	29	76	95	80.4
1987	Debbie Miller, Kentucky	28	81	101	80.2
1988	Jodie Whitaker, Kentucky	29	80	92	87.0
1989	Wendy Scholtens, Vanderbilt	29	197	225	87.6
1990	Wendy Scholtens, Vanderbilt	34	236	264	89.4
1991	Wendy Scholtens, Vanderbilt	31	156	179	87.2
1992	Cornelia Gayden, LSU	29	88	111	79.3
1993	Julie Powell, Vanderbilt	32	85	98	86.7
1994	Tiffany Woosley, Tennessee	33	110	125	88.0
1995	Christy Smith, Arkansas	30	134	149	89.9
1996	La'Keshia Frett, Georgia	33	90	107	84.1
1997	Pietra Gay, LSU	28	136	162	84.0
1998	Katrina Hibbert, LSU	32	97	114	85.1
1999	Tiffany Travis, Florida	32	75	88	85.2
2000	Wendi Willits, Arkansas	32	80	94	85.1
2001	Ashley McElhiney, Vanderbilt	31	101	117	86.3
2002	Von Kirk, Ole Miss	28	87	101	86.1
2003	Seimone Augustus, LSU	34	79	89	88.8
2004	Shanna Zolman, Tennessee	35	88	92	95.7
2005	Nicole Louden, Auburn	29	85	97	87.6
2006	Shanna Zolman, Tennessee	36	85	90	94.4
2007	Kate Mastin, Alabama	30	61	69	88.4
2008	DeWanna Bonner, Auburn	31	168	207	81.2
2009	DeWanna Bonner, Auburn	34	218	258	84.5
2010	LaSondra Barrett, LSU	31	141	167	84.4
2011	Porsha Phillips, Georgia	34	92	114	80.7
2012	Jasmine Lister, Vanderbilt	33	87	104	83.7
2013	Adrienne Webb, LSU	33	86	107	80.4
2014	Bria Goss, Kentucky	35	127	141	90.1
2015	Courtney Walker, Texas A&M	33	90	104	86.5
2016	Courtney Walker, Texas A&M	32	143	167	85.6

BLOCKS

YEAR	PLAYER, SCHOOL	G	BL	AVG.
*1981	Quientella Bonner, Florida	28	104	3.7
*1982	Eugenia Conner, Ole Miss	32	55	1.7
1983	Heidi Olsen, LSU	27	105	3.9
1984	Keturah Bell, Florida	27	48	1.8
	Barbara Bootz, Georgia	27	48	1.8
1985	Katrina McClain, Georgia	29	87	3.0
1986	Katrina McClain, Georgia	31	87	2.8
1987	Katrina McClain, Georgia	32	73	2.3
1988	Carolyn Peck, Vanderbilt	28	57	2.0
1989	Dee Dee Franklin, LSU	28	93	3.3
1990	Linda Godby, Auburn	35	73	2.1
1991	Heidi Gillingham, Vanderbilt	31	87	2.8
1992	Heidi Gillingham, Vanderbilt	31	131	4.2
1993	Heidi Gillingham, Vanderbilt	33	105	4.2
1994	Heidi Gillingham, Vanderbilt	33	90	2.7
1995	Angela Gorsica, Vanderbilt	35	106	3.0
1996	Angela Gorsica, Vanderbilt	29	89	3.1
1997	Angela Gorsica, Vanderbilt	31	118	3.8
1998	Teresa Geter, Tennessee	39	90	2.3
1999	Tawana McDonald, Georgia	27	56	2.1
2000	Tawana McDonald, Georgia	35	90	2.6
2001	Tawana McDonald, Georgia	33	103	3.1
2002	Vanessa Hayden, Florida	29	126	4.3
2003	Christi Thomas, Georgia	30	56	1.9
2004	Vanessa Hayden, Florida	30	106	3.5
2005	Marita Payne, Auburn	28	141	5.0
2006	Marita Payne, Auburn	29	107	3.7
2007	Candace Parker, Tennessee	36	92	2.6
2008	Candace Parker, Tennessee	38	90	2.4
2009	Chanel Mokango, Mississippi State	33	97	2.9
2010	Kelley Cain, Tennessee	33	113	3.4
2011	Kelley Cain, Tennessee	32	66	2.1
2012	Martha Alwal, Mississippi State	30	82	2.7
2013	Martha Alwal, Mississippi State	30	78	2.6
2014	Martha Alwal, Mississippi State	36	97	2.7
2015	Martha Alwal, Mississippi State	28	71	2.5
2016	A'ja Wilson, South Carolina	33	103	3.1

ASSISTS

YEAR	PLAYER, SCHOOL	G	AST	AVG.
*1980	Martha Monk, Auburn	30	231	7.7
*1981	Martha Monk, Auburn	33	294	8.9
*1982	Cathy Bender, Vanderbilt	34	262	7.7
1983	Patty Jo Hedges, Kentucky	28	200	7.1
1984	Maxine Tucker, Ole Miss	25	162	6.5
1985	Teresa Edwards, Georgia	30	188	6.3
1986	Kim Bullard, Ole Miss	32	212	6.6
1987	Sandy Harding, Kentucky	28	185	6.6
1988	Camille Ratledge, Florida	27	237	8.8
1989	Camille Ratledge, Florida	29	192	6.6
1990	Camille Ratledge, Florida	27	228	8.4
1991	Adrienne Shuler, Georgia	32	204	6.4
1992	Lady Hardmon, Georgia	30	179	6.0
1993	Niesa Johnson, Alabama	31	226	7.3
1994	Niesa Johnson, Alabama	33	237	7.2
1995	Saudia Roundtree, Georgia	33	226	6.8
1996	Saudia Roundtree, Georgia	33	195	5.9
1997	Mahogany Hudson, Florida	33	170	5.2
1998	Ashley Smith, Vanderbilt	29	193	6.7
1999	Brandi McCain, Florida	33	246	7.5
2000	Tombi Bell, Florida	34	204	6.0
2001	Ashley McElhiney, Vanderbilt	31	191	6.2
2002	Temeka Johnson, LSU	24	179	7.5
2003	Ashley McElhiney, Vanderbilt	30	219	7.3
2004	Temeka Johnson, LSU	35	289	8.3
2005	Temeka Johnson, LSU	36	278	7.7
2006	Dee Davis, Vanderbilt	31	212	6.8
2007	Brittney Vaughn, Arkansas	31	176	5.7
2008	Shantell Black, Ole Miss	29	146	5.0
2009	Whitney Boddie, Auburn	33	262	7.9
2010	Kayla Melson, Ole Miss	30	178	5.9
2011	Morgan Toles, Auburn	27	139	5.1
2012	Jasmine Lister, Vanderbilt	33	176	5.3
2013	Calli Berna, Arkansas	33	208	6.3
2014	Jordan Jones, Texas A&M	36	261	7.3
2015	Jordan Jones, Texas A&M	28	186	6.6
2016	Jordan Jones, Texas A&M	30	182	6.1

STEALS

YEAR	PLAYER, SCHOOL	G	ST	AVG.
*1980	Bernadette Locke, Georgia	27	114	4.2
*1981	Sonya Meadows, Mississippi State	28	122	4.4
*1982	Cathy Bender, Vanderbilt	34	111	3.3
1983	Joyce Walker, LSU	27	76	2.8
1984	Donna Atkinson, Vanderbilt	26	75	2.9
1985	Shelia Collins, Tennessee	31	109	3.5
1986	Leslie Nichols, Kentucky	29	104	3.6
1987	Kunshinge Sorrell, Mississippi State	30	116	3.9
1988	Kunshinge Sorrell, Mississippi State	32	122	3.8
1989	Deborah Denton, Vanderbilt	29	92	3.2
1990	Malinka Salhi, Kentucky	31	90	2.9
	Jade Huntington, Vanderbilt	30	87	2.9
1991	Adrienne Shuler, Georgia	32	103	3.2
1992	Niesa Johnson, Alabama	30	86	2.9
1993	Niesa Johnson, Alabama	31	95	3.1
1994	Stacey Reed, Kentucky	28	97	3.5
1995	Christy Smith, Arkansas	30	89	3.0

ANNUAL INDIVIDUAL STATISTICAL LEADERS

1996	Michelle Marciniak, Tennessee	36	107	3.0
1997	Kedra Holland-Corn, Georgia	31	116	3.7
1998	Chamique Holdsclaw, Tennessee	39	110	2.8
1999	Jocelyn Penn, South Carolina	27	79	2.9
2000	Marie Ferdinand, LSU	32	93	2.9
2001	LaTonya McDole, Kentucky	27	77	2.9
2002	Rita Adams, Kentucky	29	104	3.6
2003	Jocelyn Penn, South Carolina	30	112	3.7
2004	Tan White, Mississippi State	29	91	3.1
2005	Armintie Price, Ole Miss	29	92	3.2
2006	Sherill Baker, Georgia	32	149	4.7
2007	Armintie Price, Ole Miss	35	131	3.7
2008	Alexis Hornbuckle, Tennessee	37	104	2.8
2009	Ceira Ricketts, Arkansas	32	82	2.6
2010	Victoria Dunlap, Kentucky	35	107	3.1
2011	Victoria Dunlap, Kentucky	33	100	3.0
2012	Porsha Porter, Mississippi State	29	91	3.1
2013	Danielle Ballard, LSU	33	100	2.9
2014	Shacobia Barbee, Georgia	30	79	2.6
2015	Andraya Carter, Tennessee	35	80	2.3
2016	Katie Frerking, Auburn	33	81	2.5

1996	Shannon Johnson, South Carolina	28	82	2.9
1997	Michelle Palmisano, Vanderbilt	31	83	2.7
1998	Talatha Bingham, Florida	32	73	2.3
1999	Wendi Willits, Arkansas	33	104	3.2
2000	Cynthia Hall, Mississippi State	32	82	2.6
2001	Brandi McCain, Florida	29	101	3.5
2002	India Lewis, Arkansas	32	89	2.8
2003	Sara Potts, Kentucky	27	74	2.7
2004	Kelly Morrone, South Carolina	28	81	2.9
2005	Abi Ramsey, Vanderbilt	32	87	2.7
2006	Caroline Williams, Vanderbilt	32	95	3.0
2007	Caroline Williams, Vanderbilt	34	91	2.7
2008	Jordan Jones, South Carolina	32	97	3.0
2009	Alexis Rack, Mississippi State	33	86	2.6
2010	Alexis Rack, Mississippi State	33	108	3.3
2011	Lyndsay Harris, Arkansas	29	81	2.8
2012	Christina Foggie, Vanderbilt	33	91	2.8
2013	Morgan Eye, Missouri	32	112	3.5
2014	Morgan Eye, Missouri	31	108	3.5
2015	Morgan Eye, Missouri	33	84	2.5
2016	Tiaria Griffin, Georgia	30	76	2.5

*Women's basketball first came under the auspices of the Southeastern Conference in the 1982-83 season. Games played between SEC teams before that time are not counted in the all-time standings, since there was no uniform number of conference games.

3PT FIELD GOAL PERCENTAGE

YEAR	PLAYER, SCHOOL	3PGM	3PGA	PCT.
1988	Kim Berry, Georgia	35	68	51.5
1989	Kristi Cushenberry, Kentucky	18	35	51.4
1990	Miriam Lowe, Georgia	22	40	55.0
1991	Dena Head, Tennessee	25	51	49.0
1992	Kim Gilchrist, Ole Miss	53	105	50.5
1993	Betsy Harris, Alabama	89	208	50.5
1994	Julie Powell, Vanderbilt	69	146	47.3
1995	Krista Mulligan, Auburn	48	112	42.9
1996	Kimberly Wilson, Arkansas	89	192	46.4
1997	Tiffany Krantz, Auburn	71	179	39.7
1998	Leah Goss, Alabama	62	164	37.8
1999	Wendi Willits, Arkansas	104	226	46.0
2000	Kara Lawson, Tennessee	79	181	43.6
2001	Jillian Danker, Vanderbilt	66	138	47.8
2002	Jessica Carter, Mississipp State	35	77	45.5
2003	Sara Potts, Kentucky	74	163	45.4
2004	Shanna Zolman, Tennessee	58	136	42.6
2005	Caroline Williams, Vanderbilt	48	95	50.5
2006	Janese Hardrick, Georgia	41	92	44.6
2007	Caroline Williams, Vanderbilt	91	187	48.7
2008	Christina Wirth, Vanderbilt	71	171	41.5
2009	Angie Bjorklund, Tennessee	62	152	40.8
2010	Angie Bjorklund, Tennessee	102	239	42.7
2011	Angie Bjorklund, Tennessee	73	162	45.1
2012	Christina Foggie, Vanderbilt	91	219	41.6
2013	A'Dia Mathies, Kentucky	73	173	42.2
2014	Morgan Eye, Missouri	108	253	42.7
2015	Ariel Massengale, Tennessee	74	202	36.6
2016	Hannah Cook, Auburn	70	192	36.5

3PT FIELD GOALS PER GAME

YEAR	PLAYER, SCHOOL	G	3PGM	AVG.
1988	Kunshinge Sorrell, Mississippi State	32	142	4.4
	Kim Bullard, Ole Miss	30	133	4.4
1989	Kim Berry, Georgia	30	163	5.4
1990	Dana Chatman, LSU	30	153	5.1
1991	Dana Chatman, LSU	31	152	4.9
1992	Cornelia Gayden, LSU	29	87	3.0
1993	Betsy Harris, Alabama	31	89	2.9
1994	Christi Timmons, South Carolina	26	79	3.0
1995	Cornelia Gayden, LSU	27	105	3.9

Morgan Eye (Missouri) led the conference in 3PT field goal per game in 2013, 2014 and 2015. She also led in 3PT field goal percentage in 2014.

2016-17 WOMEN'S BASKETBALL

MEDIA GUIDE

SEC Records

SECSPORTS.COM

SEC INDIVIDUAL RECORDS

POINTS SCORED

GAME

1.	51	Jocelyn Penn, South Carolina vs. Stetson	2003
	51*	Patricia Roberts, Tennessee vs. Kentucky	1976
3.	50	Jocelyn Penn, South Carolina vs. Wofford	2002
	50	Shannon Johnson, South Carolina vs. Appalachian St.	1996
5.	49	Cornelia Gayden, LSU vs. Jackson State	1995
6.	48	LaToya Thomas, Mississippi State vs. Memphis	2000
7.	47	Tan White, Mississippi State vs. Vanderbilt	2005
	47*	Maree Jackson, LSU vs. Northwestern State	1978
9.	46	Cornelia Gayden, LSU vs. South Carolina	1995
10.	45	Jocelyn Penn, South Carolina vs. College of Charleston	2002
	45	Coco Miller, Georgia vs. Charleston Southern	1997
	45*	Peggie Gillom, Ole Miss vs. Tennessee	1978
	45*	Maree Jackson, LSU vs. UNLV	1977
	45*	Quientella Bonner, Florida vs. Chattanooga	1977

SEASON

1.	1,021*	Maree Jackson, LSU (40 games)	1978
2.	987*	Patricia Roberts, Tennessee (33 games)	1977
3.	915	Chamique Holdsclaw, Tennessee (39 games)	1998
4.	855	Wendy Scholtens, Vanderbilt (34 games)	1990
5.	831*	Maree Jackson, LSU (30 games)	1977
6.	828*	Julie Gross, LSU (40 games)	1978
7.	809	Candace Parker, Tennessee (38 games)	2008
8.	803	Chamique Holdsclaw, Tennessee (39 games)	1997
9.	796	Katrina McClain, Georgia (32 games)	1987
10.	795	Seimone Augustus, LSU (35 games)	2006



Tennessee's Chamique Holdsclaw holds the SEC career record for points scored with 3,025.

CAREER

1.	3,025	Chamique Holdsclaw, Tennessee (1,233 FGs, 523 FTs)	1996-99
2.	2,981	LaToya Thomas, Mississippi State (1,119 FGs, 709 FTs)	1999-03
3.	2,906	Joyce Walker, LSU (1,259 FGs, 388 FTs)	1980-84
4.	2,763	Valerie Still, Kentucky (1,118 FGs, 527 FTs)	1980-83
5.	2,702	Seimone Augustus, LSU (1,134 FGs, 401 FTs)	2002-06
6.	2,641	Janet Harris, Georgia (1,127 FGs, 387 FTs)	1982-85
7.	2,604	Chantelle Anderson, Vanderbilt (1,020 FGs, 555 FTs)	2000-03
8.	2,602	Wendy Scholtens, Vanderbilt (959 FGs, 681 FTs)	1988-91
9.	2,488	Julie Gross, LSU (1,034 FGs, 420 FTs)	1976-80
10.	2,486	Peggie Gillom, Ole Miss (1,052 FGs, 382 FTs)	1976-80

POINTS PER GAME

SEASON

1.	29.9*	Patricia Roberts, Tennessee (987/33 games)	1977
2.	27.7*	Maree Jackson, LSU (831/30 games)	1977
3.	27.6	Joyce Walker, LSU (744/27 games)	1983
4.	26.5	Joyce Walker, LSU (794/30 games)	1984
5.	25.8	Cornelia Gayden, LSU (697/27 games)	1995
6.	25.6	LaToya Thomas, Mississippi State (794/31 games)	2003
7.	25.5*	Pam Browning, Kentucky (663/26 games)	1977
8.	25.2	Wendy Scholtens, LSU (855/34 games)	1990
9.	25.0	Valerie Still, Kentucky (700/28 games)	1983
10.	24.9	Katrina McClain, Georgia (796/32 games)	1987
	24.9	Joyce Walker, LSU (747/30 games)	1982

CAREER

1.	29.9*	Patricia Roberts, Tennessee (987/33 games)	1977
2.	26.4	Maree Jackson, LSU (1,852/70 games)	1976-78
3.	24.8	Joyce Walker, LSU (2,906/117 games)	1981-84
4.	23.8	LaToya Thomas, Mississippi State (2,891/125 games)	2000-03
5.	23.2	Valerie Still, Kentucky (2,763/119 games)	1980-83
6.	22.3	Cornelia Gayden, LSU (2,451/110 games)	1991-95
7.	21.3	Wendy Scholtens, Vanderbilt (2,602/122 games)	1988-91
8.	20.8	Kunshinge Sorrell, Mississippi State (1,292/62 games)	1986-88
	20.8	Cindy Brogdon, Tennessee (1,458/70 games)	1978-79

FIELD GOALS

GAME

1.	24*	Patricia Roberts, Tennessee vs. Kentucky	1976
2.	22	Jocelyn Penn, South Carolina vs. Wofford	2002
3.	21*	Peggie Gillom, Ole Miss vs. Tennessee	1978
4.	20	LaToya Thomas, Mississippi State vs. Tulsa	2002
	20*	Quientella Bonner, Florida vs. Chattanooga	1977
6.	19	Jocelyn Penn, South Carolina vs. Stetson	2003
	19	Chantelle Anderson, Vanderbilt vs. Portland State	2000
	19	Shannon Johnson, South Carolina vs. Appalachian St.	1996
	19*	Maree Jackson, LSU vs. Northwestern State	1978
	19*	Patricia Roberts, Tennessee vs. East Tennessee St	1977

SEASON

1.	428*	Patricia Roberts, Tennessee (662 atts.)	1977
2.	409*	Maree Jackson, LSU (657 atts.)	1978
3.	370	Chamique Holdsclaw, Tennessee (678 atts.)	1998
4.	344*	Cindy Brogdon, Tennessee (693 atts.)	1979
	344*	Julie Gross, LSU (499 atts.)	1978
	344*	Maree Jackson, LSU (499 atts.)	1977
7.	340	Joyce Walker, LSU (590 atts.)	1984
8.	334	Seimone Augustus, LSU (595 atts.)	2006
9.	332	Chamique Holdsclaw, Tennessee (332 atts.)	1997
10.	330	Joyce Walker, LSU (619 atts.)	1984

SEC INDIVIDUAL RECORDS

CAREER

1.	1,259	Joyce Walker, LSU (2,238 atts.)	1981-84
2.	1,233	Chamique Holdsclaw, Tennessee (2,419 atts.)	1996-99
3.	1,134	Seimone Augustus, LSU (2,083 atts.)	2002-06
4.	1,127	Janet Harris, Georgia (2,029 atts.)	1982-85
5.	1,119	LaToya Thomas, Mississippi State (2,024 atts.)	2000-03
6.	1,118	Valerie Still, Kentucky (1,931 atts.)	1980-83
7.	1,052	Peggie Gillom, Ole Miss (2,120 atts.)	1976-80
8.	1,034	Julie Gross, LSU (1,996 atts.)	1976-80
9.	1,020	Chantelle Anderson, Vanderbilt (1,568 atts.)	2000-03
10.	1,017	Bridgette Gordon, Tennessee (1,983 atts.)	1986-89

FIELD GOAL ATTEMPTS

GAME

1.	49	LaToya Thomas, Mississippi State vs. Memphis	2000
2.	38	Shannon Johnson, South Carolina vs. Appalachian St.	1996
3.	37	Sophia Witherspoon, Florida vs. Tennessee	1989
	37*	Peggie Gillom, Ole Miss vs. Tennessee	1978
5.	36	Daisy Casher, Mississippi State vs. Union	1985
6.	34*	Julie Gross, LSU vs. Alabama	1978
	34*	Peggie Gillom, Ole Miss vs. Jackson State	1978
	34*	Marianne Merritt, Auburn vs. West Georgia	1976
9.	33	Polly Branch, Mississippi State vs. Judson	1986
10.	32	Tan White, Mississippi State vs. Tennessee	2004

SEASON

1.	699	Kunshinge Sorrell, Miss. State (257 made)	1987
2.	693*	Cindy Brogdon, Tennessee (344 made)	1979
3.	678	Chamique Holdsclaw, Tennessee (370 made)	1998
4.	672*	Julie Gross, LSU (357 made)	1978
5.	667	Chamique Holdsclaw, Tennessee (332 made)	1997
6.	662*	Patricia Roberts, Tennessee (428 made)	1977
7.	657*	Maree Jackson, LSU (409 made)	1978
8.	652*	Peggie Gillom, Ole Miss (293 made)	1980
9.	647*	Mary Boatwright, Miss. State (313 made)	1980
10.	629	Shalonda Enis, Alabama (296 made)	1996

CAREER

1.	2,419	Chamique Holdsclaw, Tennessee (1,233 made)	1996-99
2.	2,238	Joyce Walker, LSU (1,259 made)	1981-84
3.	2,120	Peggie Gillom, Ole Miss (1,052 made)	1977-80
4.	2,102	Tan White, Mississippi State (893 made)	2002-05
5.	2,083	Seimone Augustus, LSU (1,134 made)	2002-06
6.	2,029	Janet Harris, Georgia (1,127 made)	1982-85
7.	2,024	LaToya Thomas, Mississippi State (1,119 made)	2000-03
8.	1,996	Julie Gross, LSU (1,034 made)	1976-80
9.	1,985	Bridgette Gordon, Tennessee (1,012 made)	1986-89
10.	1,931	Valerie Still, Kentucky (1,118 made)	1980-83

FIELD GOAL PERCENTAGE

SEASON (MINIMUM 200 ATTEMPTS)

1.	72.3	Chantelle Anderson, Vanderbilt (292 of 404)	2001
2.	68.9*	Maree Jackson, LSU (344 of 499)	1977
3.	67.9*	Cindy Noble, Tennessee (266 of 392)	1980
4.	66.3	Becky Jackson, Auburn (222 of 335)	1983
5.	66.2	Liz Sherwood, Vanderbilt (129 of 195)	2007
	66.2	Katrina McClain, Georgia (262 of 396)	1986
	66.2	Becky Jackson, Auburn (210 of 317)	1984
	66.2	Becky Jackson, Auburn (222 of 335)	1983
9.	64.7	Chantelle Anderson, Vanderbilt (295 of 456)	2002
	64.7*	Patricia Roberts, Tennessee (428 of 662)	1977

CAREER (MINIMUM 500 ATTEMPTS)

1.	65.1	Chantelle Anderson, Vanderbilt (1,020 of 1,568)	2000-03
	65.1	Maree Jackson, LSU (753 of 1,156)	1977-78
3.	64.7	Patricia Roberts, Tennessee (428 of 662)	1977
4.	64.2	Liz Sherwood, Vanderbilt (464 of 723)	2004-08
5.	62.5	Cindy Noble, Tennessee (614 of 982)	1979-81
6.	62.0	Katrina McClain, Georgia (873 of 1,407)	1984-87
7.	61.1	DeTrina White, LSU (484 of 792)	1998-03
8.	60.6	Kelley Cain, Tennessee (343 of 566)	2008-11
9.	60.2	Becky Jackson, Auburn (864 of 1,435)	1980-84
10.	59.3	Jocelyn Penn, South Carolina (757 of 1,277)	1998-03

THREE-POINT FIELD GOALS

GAME

1.	12	Cornelia Gayden, LSU vs. Jackson State	1995
2.	11	Morgan Eye, Missouri vs. Auburn	2013
3.	10	Torri Lewis, Ole Miss vs. New Orleans	2015
4.	9	Morgan Eyes, Missouri vs. Kansas State	2015
	9	Morgan Eye, Missouri vs. UT Martin	2014
	9	Morgan Eye, Missouri vs. Miami	2014
	9	Carlie Needles, Florida vs. North Florida	2012
	9	Jordan Jones, South Carolina vs. NC A&T	2008
	9	Wendi Willits, Arkansas vs. Georgia	1999
	9	Shannon Johnson, South Carolina vs. Arizona State	1995
	8	Bridget Pettis, Florida vs. Georgia	1992

SEASON

1.	112	Morgan Eye, Missouri (269 atts.)	2013
2.	108	Morgan Eye, Missouri (253 atts.)	2014
	108	Alexis Rack, Mississippi State (310 atts.)	2010

Missouri's Morgan Eye holds the SEC season record for three-point field goals with 112 in 2013. She's also tied for the second spot with 108 in 2014.

SEC INDIVIDUAL RECORDS

4.	105	Cornelia Gayden, LSU (268 atts.) 1995
5.	104	Wendi Willits, Arkansas (226 atts.) 1999
6.	103	Shanna Zolman, Tennessee (238 atts.) 2006
7.	102	Angie Bjorklund, Tennessee (239 atts.) 2010
8.	101	Brandi McCain, Florida (322 atts.) 2001
9.	100	Bianca Thomas, Ole Miss (269 atts.) 2010
10.	97	Jordan Jones, South Carolina (243 atts) 2008

CAREER

1.	340	Alexis Rack, Mississippi State (1057 atts.) 2006-2010
2.	337	Cornelia Gayden, LSU (875 atts.) 1992-95
3.	316	Wendi Willits, Arkansas (773 atts.) 1997-01
4.	305	Angie Bjorklund, Tennessee (738 atts.) 2008-11
4.	283	Lyndsay Harris, Arkansas (858 atts.) 2008-11
5.	282	Cori Chambers, Georgia (742 atts.) 2003-07
6.	272	Betsy Harris, Alabama (729 atts.) 1991-94
7.	271	Sara Potts, Kentucky (719 atts.) 2001-05
8.	270	Beth Vice, Alabama (719 atts.) 1999-03
9.	267	India Lewis, Arkansas (787 atts.) 1999-03
	267	Kimberly Wilson, Arkansas (673 atts.) 1993-97

THREE-POINT FIELD GOAL ATTEMPTS

GAME

1.	26	Brandi McCain, Florida vs. Washington 2001
2.	20	Brandi McCain, Florida vs. Arkansas 2001
	20	Christi Timmons, South Carolina vs. Florida 1994
4.	21	Shafontaye Myers, Alabama vs. North Texas 2012
5.	22	Torri Lewis, Ole Miss vs. New Orleans 2015
6.	19	Bianca Thomas, Ole Miss vs. Centenary 2010
7.	18	Morgan Eye, Missouri vs. Kansas State 2015
	18	Morgan Eye, Missouri vs. Auburn 2013
	18	D. Washington, Arkansas vs. Tennessee 2007
	18	Niesa Johnson, Alabama vs. Duke 1995
	18	Cornelia Gayden, LSU vs. Jackson State 1995

SEASON

1.	322	Brandi McCain, Florida (101 made) 2001
2.	310	Alexis Rack, Mississippi State (108 made) 2010
3.	296	Bianca Thomas, Ole Miss (100 made) 2010
4.	287	Shafontaye Myers, Alabama (80 made) 2012
	287	Alexis Rack, Mississippi State (86 made) 2009
6.	268	Cornelia Gayden, LSU (105 made) 1995
7.	264	Betsy Harris, Alabama (91 made) 1994
8.	259	Alexis Rack, Mississippi State (82 made) 2008
9.	256	Victoria Vivians, Mississippi State (79 made) 2016
10.	253	Morgan Eyes, Missouri (108 made) 2014

CAREER

1.	1045	Alexis Rack, Mississippi State (338 made) 2006-2010
2.	875	Cornelia Gayden, LSU (337 made) 1992-95
3.	858	Lyndsay Harris, Arkansas (283 atts.) 2008-11
4.	794	Talatha Bingham, Florida (246 made) 1996-99
	794	Christi Timmons, South Carolina (239 made) 1992-95
6.	787	India Lewis, Arkansas (267 made) 1999-03
7.	771	Wendi Willits, Arkansas (316 made) 1997-01
8.	764	Niesa Johnson, Alabama (265 made) 1992-95
9.	742	Cori Chambers, Georgia (282 made) 2003-07
10.	740	Meighan Simmons, Tennessee (255 made) 2010-14

THREE-POINT FIELD GOAL PERCENTAGE

SEASON (MINIMUM 50 ATTEMPTS)

1.	54.1	Tiffany Mitchell, South Carolina (40 of 74) 1994
2.	51.5	Kim Berry, Georgia (35 of 68) 1988
3.	50.5	Caroline Williams, Vanderbilt (48 of 95) 2005
	50.5	Kim Gilchrist, Ole Miss (53 of 105) 1992
5.	50.0	Angela Harris, Mississippi State (32 of 64) 2000
6.	49.5	Donna Harris, Vanderbilt (45 of 91) 1990
7.	49.0	Dena Head, Tennessee (25 of 51) 1991
8.	48.7	Caroline Williams, Vanderbilt (91-187) 2007
9.	48.6	Camille Lowe, Georgia (52 of 107) 1991

CAREER (MINIMUM 200 ATTEMPTS)

1.	46.5	Caroline Williams, Vanderbilt (238 of 512) 2004-07
2.	44.1	Julie Powell, Vanderbilt (203 of 460) 1991-94
3.	43.6	Kim Gilchrist, Ole Miss (102 of 234) 1991-92
4.	42.8	Kim Berry, Georgia (189 of 442) 1987-91
5.	42.5	Shanna Zolman, Tennessee (266 of 626) 2003-06
6.	42.0	Hillary Hager, Vanderbilt (142 of 338) 2001-04
7.	41.5	Kara Lawson, Tennessee (256 of 617) 2000-03
	41.5	Carolyn Jones, Auburn (103 of 248) 1988-91

FREE THROWS

GAME

1.	18	Ashley McElhiney, Vanderbilt vs. LSU 2001
	18	Jennifer Fambrough, Mississippi State vs. NW State 1999
	18	Pokey Chatman, LSU vs. Georgia 1991
	18	Wendy Scholtens, Vanderbilt vs. Tennessee Tech 1989
5.	17	Candace Parker, Tennessee vs. Middle Tennessee 2007
	17	Bridgette Gordon, Tennessee vs. Long Beach State 1989
7.	16	Christina Foggie, Vanderbilt vs. Marquette 2014
	16	Armintie Price, Ole Miss vs. Alabama 2006
	16	Shondra Johnson, Alabama vs. Providence 2001
	16	Kelly Miller, Georgia vs. Auburn 1999
	16	Shelia Collins, Tennessee vs. Old Dominion 1985

SEASON

1.	236	Wendy Scholtens, Vanderbilt (264 atts.) 1990
2.	218	DeWanna Bonner, Auburn (258 atts.) 2009
3.	203	Dominique Canty, Alabama (270 atts.) 1998
	203*	Maree Jackson, LSU (269 atts.) 1978
5.	201	Candace Parker, Tennessee (288 atts.) 2008
6.	197	Wendy Scholtens, Vanderbilt (225 atts.) 1989
7.	196*	Pam Browning, Kentucky (263 atts.) 1977
8.	195	LaToya Thomas, Mississippi State (265 atts.) 2001
	195	Carolyn Jones, Auburn (240 atts.) 1990
10.	190	LaToya Thomas, Mississippi State (245 atts.) 2002

CAREER

1.	709	LaToya Thomas, Mississippi State (914 atts.) 2000-03
2.	681	Wendy Scholtens, Vanderbilt (785 atts.) 1988-91
3.	628	Dominique Canty, Alabama (875 atts.) 1996-99
4.	600	DeWanna Bonner, Auburn (755 atts.) 2005-09
5.	589	Armintie Price, Ole Miss (984 atts.) 2004-07
6.	555	Chantelle Anderson, Vanderbilt (751 atts.) 2000-03
7.	534	Shondra Johnson, Alabama (742 atts.) 1999-02
8.	527	Valerie Still, Kentucky (748 atts.) 1980-83
9.	526	Candace Parker, Tennessee (738 atts) 2005-08
10.	523	Chamique Holdsclaw, Tennessee (731 atts.) 1996-99

FREE THROW ATTEMPTS

GAME

1.	23	Tia Faleru, Ole Miss vs. Kentucky 2014
	23*	Marcia Player, Auburn vs. Tuskegee 1979
3.	21	Candace Parker, Tennessee vs. Middle Tennessee 2007
	21	Armintie Price, Ole Miss vs. UAB 2006
	21	Pokey Chatman, LSU vs. Georgia 1991
	21	Katrina McClain, Georgia vs. South Alabama 1986
7.	20	Kelsey Brooks, Arkansas vs. Oklahoma 2014
	20	Raigyne Moncrief, LSU vs. Rutgers 2014

SEC INDIVIDUAL RECORDS

20	Lasondra Barrett, LSU at Alabama	2012
20	LaToya Thomas, Mississippi State vs. Alabama	2002
20	Jennifer Fambrough, Mississippi State vs. NW State	1999
20	Bridgette Gordon, Tennessee vs. Long Beach State	1989

SEASON

1.	301	Armintie Price, Ole Miss (183 made)	2007
2.	288	Candace Parker, Tennessee (201 made)	2008
3.	270	Dominique Canty, Alabama (203 made)	1998
4.	269*	Maree Jackson, LSU (203 made)	1978
5.	265	LaToya Thomas, Mississippi State (195 made)	2001
6.	264	Wendy Scholtens, Vanderbilt (236 made)	1990
7.	263*	Pam Browning, Kentucky (196 made)	1977
8.	261	Armintie Price, Ole Miss (161 made)	2006
9.	258	DeWanna Bonner, Auburn (218 made)	2009
10.	254	Victoria Dunlap, Kentucky (175 made)	2010

CAREER

1.	982	Armintie Price, Ole Miss (589 made)	2004-07
2.	914	LaToya Thomas, Mississippi State (709 made)	2000-03
3.	875	Dominique Canty, Alabama (628 made)	1996-99
4.	815	Sylvia Fowles, LSU (501 made)	2004-08
5	796	Glory Johnson, Tennessee (493 made)	2008-12
6.	785	Wendy Scholtens, Vanderbilt (681 made)	1988-91
7.	755	DeWanna Bonner, Auburn (568 made)	2005-09
8.	751	Chantelle Anderson, Vanderbilt (555 made)	2000-03
9.	748	Valerie Still, Kentucky (527 made)	1980-83
10.	742	Shondra Johnson, Alabama (534 made)	1999-02

FREE THROW PERCENTAGE

SEASON (MINIMUM 50 ATTEMPTS)

1.	95.7	Shanna Zolman, Tennessee (88 of 92)	2004
2.	94.4	Shanna Zolman, Tennessee (85 of 90)	2006
3.	90.1	Bria Goss, Kentucky (127 of 141)	2014
	90.1	Seimone Augustus, LSU (100 of 111)	2004
5.	90.0	Meredith Marsh, Vanderbilt (45 of 50)	2009
	90.0	Sidney Spencer, Tennessee (54 of 60)	2007
7.	89.9	Christy Smith, Arkansas (134 of 149)	1995
8.	89.4	Wendy Scholtens, Vanderbilt (236 of 264)	1990
9.	89.2	Shanna Zolman, Tennessee (58 of 65)	2003
10.	88.9*	Margaret Fisher, Alabama (48 or 54)	1977

CAREER (MINIMUM 200 ATTEMPTS)

1.	91.6	Shanna Zolman, Tennessee (306 of 334)	2003-06
2.	86.8	Wendy Scholtens, Vanderbilt (681 of 785)	1988-91
3.	86.1	Seimone Augustus, LSU (404 of 470)	2003-06
4.	86.1	Jenny Pfeiffer, Kentucky (247 of 287)	2003-07
5.	85.7	Von Kirk, Ole Miss (210 of 245)	2000-02
6.	85.2	Pam Irwin-Osbolt, Georgia (173 of 203)	1996-99
7.	84.7	Merideth Marsh, Vanderbilt (244-288)	2007-10
	84.7	Kara Lawson, Tennessee (344 of 406)	2000-03
9.	84.3	Morgan Williams, Mississippi State (285 of 338)	2014-Pres.
9.	83.9	Cindy Brogdon, Tennessee (198 of 236)	1978-79
10.	83.7	Christy Smith, Arkansas (461 of 551)	1995-98

REBOUNDS

GAME

1.	31*	Quientella Bonner, Florida vs. Georgia Southern	1977
2.	28*	Quientella Bonner, Florida vs. Miami	1978
	28*	Quientella Bonner, Florida vs. UT-Chattanooga	1977
4.	27	Anriel Howard, Texas A&M vs. Missouri State	2016
	27	Tierney Jenkins, Alabama vs. Belmont	2010
	27*	Valerie Still, Kentucky vs. National College	1982
	27*	Maree Jackson, LSU vs. SE Louisiana	1978
	27*	Maree Jackson, LSU vs. NW Louisiana	1977
	27*	Quientella Bonner, Florida vs. Florida State	1977
10.	26	Demetress Adams, South Carolina vs. Arkansas	2008
	26	Sophie Ratliff, Mississippi State vs. Shorter	1988
	26*	Valerie Still, Kentucky vs. Rutgers	1980
	26*	Maree Jackson, LSU vs. Baylor	1977
	26*	Marianne Merritt, Auburn vs. Montevallo	1975

SEASON

1.	539*	Maree Jackson, LSU (40 games)	1978
2.	493*	Maree Jackson, LSU (30 games)	1977
3.	477	Sylvia Fowles, LSU (38 games)	2007
4.	467*	Patricia Roberts, Tennessee (33 games)	1977
5.	463*	Julie Gross, LSU (40 games)	1977
6.	459*	Julie Gross, LSU (40 games)	1978
7.	457*	Valerie Still, Kentucky (32 games)	1982
8.	407	Sylvia Fowles, LSU (35 games)	2006
9.	403*	Valerie Still, Kentucky (29 games)	1980
10.	402	Murriel Page, Florida (32 games)	1998
	402*	Joanette Boutte, LSU (29 games)	1976

CAREER

1.	1,570	Sylvia Fowles, LSU (144 games)	2004-08
2.	1,525	Valerie Still, Kentucky (119 games)	1980-83
3.	1,466	Julie Gross, LSU (131 games)	1977-80
4.	1,398	Janet Harris, Georgia (131 games)	1982-85
5.	1,321	Quientella Bonner, Florida (102 games)	1977-79, '81
6.	1,295	Chamique Holdsclaw, Tennessee (148 games)	1996-99
7.	1,272	Wendy Scholtens, Vanderbilt (122 games)	1988-91
8.	1,271	Peggie Gillom, Ole Miss (144 games)	1976-80
9.	1,251	Murriel Page, Florida (128 games)	1994-98
10.	1,218	Glory Johnson, Tennessee (141 games)	2009-12

ASSISTS

GAME

1.	18	Cristina Ciocan, South Carolina vs. Florida A&M	2003
	18	Dawn Marsh, Tennessee vs. Georgia	1988
	18*	Martha Monk, Auburn vs. Alabama State	1981
4.	17	Temeka Johnson, LSU vs. Georgia	2005
	17	Ashley McElhiney, Vanderbilt vs. Louisville	2003
	17	Brandi McCain, Florida vs. Miami	1999
	17	Polly Branch, Miss. State vs. Bryan College	1986
	17*	Martha Monk, Auburn vs. Utah	1981
9.	16	Jordan Jones, Texas A&M vs. James Madison	2014
	16	Camille Ratledge, Florida vs. Austin Peay	1989
	16	Shelly Pyles, Alabama vs. Kentucky	1986
	16*	Patty Jo Hedges, Kentucky vs. Cincinnati	1982

SEASON

1.	294*	Martha Monk, Auburn (33 games)	1981
2.	289	Temeka Johnson, LSU (35 games)	2004
3.	278	Temeka Johnson, LSU (36 games)	2005
4.	262	Whitney Boddie, Auburn (33 games)	2009
	262*	Cathy Bender, Vanderbilt (34 games)	1982
6.	261	Jordan Jones, Texas A&M (36 games)	2014
7.	246	Brandi McCain, Florida (33 games)	1999
8.	243	Dawn Marsh, Tennessee (34 games)	1988
9.	237	Niesa Johnson, Alabama (33 games)	1994
	237	Camille Ratledge, Florida (27 games)	1988

CAREER

1.	945	Temeka Johnson, LSU (129 games)	2001-05
2.	816	Camille Ratledge, Florida (111 games)	1986-90
3.	800	Niesa Johnson, Alabama (125 games)	1992-95
4.	755	Dawn Marsh, Tennessee (132 games)	1985-88

SEC INDIVIDUAL RECORDS

5.	731	Patty Jo Hedges, Kentucky (120 games)	1980-83
6.	730	Dee Davis, Vanderbilt (126 games)	2004-07
7.	717	Amy Wright, Arkansas (131 games)	1998-02
8.	706	Jordan Jones, Texas A&M (XXX games)	2012-16
	706	Sandy Harding, Kentucky (111 games)	1983-87
10.	673	Ashley McElhiney, Vanderbilt (132 games)	2000-03
	673	Holly Warlick, Tennessee (141 games)	1977-80

STEALS

GAME

1.	12	Armintie Price, Ole Miss vs. Illinois	2006
	12*	Sonya Meadows, Miss. State vs. UT-Martin	1981
3.	11	Jocelyn Penn, South Carolina vs. S.C. State	1998
	11	Michelle Marciniak, Tennessee vs. Kentucky	1996
	11	Leslie Nichols, Kentucky vs. Louisville	1986
	11*	Eva Lemeh, Vanderbilt vs. Murray State	1981
	11*	Carol Ross, Ole Miss vs. SE Louisiana	1980
8.	10	Ashley Houts, Georgia vs. Memphis	2006
	10	Sherill Baker, Georgia vs. Mississippi State	2006
	10	Kendra Holland-Corn, Georgia vs. Virginia	1996
	10	Cornelia Gayden, LSU vs. SE Louisiana	1995
	10	DeLisha Milton, Florida vs. Bethune Cookman	1994
	10	Kristen Mulligan, Auburn vs. NE Illinois	1992
	10	Adrienne Shuler, Georgia vs. Howard	1989
	10	Ruthie Bolton, Auburn vs. Long Beach State	1988
	10	Shelia Collins, Tennessee vs. Florida State	1985
	10*	Cathy Bell, Florida vs. Mississippi State	1981

Auburn's Marita Payne holds the record for blocks in a season with 141 and blocks in a game with 13.

SEASON

1.	149	Sherill Baker, Georgia (32 games)	2006
2.	141*	Holly Warlick, Tennessee (39 games)	1979
3.	135*	Carol Ross, Ole Miss (37 games)	1980
4.	131	Armintie Price, Ole Miss (35 games)	2007
5.	123	Deborah Denton, Vanderbilt (32 games)	1987
6.	122	Kunshinge Sorrell, Miss. State (32 games)	1988
	122*	Sonya Meadows, Miss. State (28 games)	1981
8.	116	Kedra Holland-Corn, Georgia (31 games)	1997
	116	Kunshinge Sorrell, Miss. State (30 games)	1987

CAREER

1.	426	Sherill Baker, Georgia (131 games)	2003-06
2.	403	Armintie Price, Ole Miss (126 games)	2004-07
3.	372	Tan White, Mississippi State (121 games)	2001-05
4.	373	Alexis Hornbuckle , Tennessee (137 games)	2004-08
5.	359	Jocelyn Penn, South Carolina (117 games)	1998-03
6.	350	Niesa Johnson, Alabama (125 games)	1992-95
7.	346	Pokey Chatman, LSU (120 games)	1987-91
8.	342	Teresa Edwards, Georgia (128 games)	1982-86
9.	338	Deborah Denton, Vanderbilt (117 games)	1986-89
10.	336	Bridgette Gordon, Tennessee (137 games)	1986-89

BLOCKS

GAME

1.	13	Marita Payne, Auburn vs. Arkansas	2005
2.	12	Kelley Cain, Tennessee vs. LSU	2010
3.	10	Alaina Coates, South Carolina vs. Winthrop	2015
	10	Martha Alwal, Mississippi State) vs Jacksonville State	2011
	10	Marita Payne, Auburn vs. Georgia	2005
	10	Marita Payne, Auburn vs. LSU	2004
	10	Marita Payne, Auburn vs. Kentucky	2004
	10	Vanessa Hayden, Florida vs. Kent State	2001
	10	Angela Gorsica, Vanderbilt vs. Wingate	1995
	10	Tracy Henderson, Georgia vs. Louisville	1995
	10	Heidi Gillingham, Vanderbilt vs. Middle Tennessee	1992

SEASON

1.	141	Marita Payne, Auburn (28 games)	2005
2.	131	Heidi Gillingham, Vanderbilt (31 games)	1992
3.	126	Vanessa Hayden, Florida (29 games)	2002
4.	118	Angela Gorsica, Vanderbilt (31 games)	1997
5.	113	Kelley Cain, Tennessee (33 games)	2010
6.	107	Marita Payne, Auburn (29 games)	2006
	107	Vanessa Hayden, Florida (30 games)	2003
8.	106	Angela Gorsica, Vanderbilt (35 games)	1995
8.	105	Heidi Gillingham, Vanderbilt (33 games)	1993
	105	Heidi Olsen, LSU (27 games)	1983

CAREER

1.	413	Heidi Gillingham, Vanderbilt (128 games)	1991-94
2.	377	Marita Payne, Auburn (122 games)	2003-06
3.	368	Angela Gorsica, Vanderbilt (127 games)	1994-97
4.	357	Vanessa Hayden, Florida (107 games)	2001-04
5.	328	Martha Alwal, Mississippi State (124 games)	2012-15
6.	321	Sylvia Fowles, LSU (144 games)	2004-08
7	297	Tawana McDonald, Georgia (124 games)	1998-02
8.	290	Katrina McClain, Georgia (125 games)	1983-87
9.	275	Candace Parker, Tennessee (109 games)	2005-08
10.	267	Tracy Henderson, Georgia (122 games)	1993-97

SEC INDIVIDUAL RECORDS

DOUBLE-DOUBLES

CAREER

1.	86	Sylvia Fowles, LSU (144 games)	2004-08
2.	78	Janet Harris, Georgia (131 games)	1982-85
3.	68	Julie Gross, LSU (131 games)	1978-80
4.	67	Valerie Still, Kentucky (119 games)	1980-83
5.	65	Murriel Page, Florida (128 games)	1995-98
6.	58	Quientella Bonner, Florida (102 games)	1976-81
7.	57	Armintie Price, Ole Miss (126 games)	2003-07
	57	Chamique Holdsclaw, Tennessee (148 games)	1996-99
9.	55	Katrina McClain, Georgia (125 games)	1984-87
10.	51	Tammy Jackson, Florida (80 games)	1981-84
	51	Peggie Gillom, Ole Miss (144 games)	1977-80

TRIPLE-DOUBLES

CAREER

1.	2	Cornelia Gayden, LSU	
		43 pts/15 rebs/10 assists vs. TCU	1995
		32 pts/15 rebs/10 steals vs. USL	1995
	2	Neisa Johnson, Alabama	
		21 pts/11 rebs/10 assists vs. South Carolina	1995
		28 pts/12 rebs/14 assists vs. Duke	1995
3.	1	Shacobia Barbee, Georgia	
		10 points, 13 rebounds, 10 assists vs. Stetson	2015
	1	Alaina Coates, South Carolina	
		29 points, 16 rebounds, 10 blocks vs. Winthrop	2015
	1	Makayla Epps, Kentucky	
		21 points, 11 rebounds, 12 assists vs. Morehead State	2015
	1	Jordan Jones, Texas A&M	
		19 points/10 rebs/10 assists vs. Arkansas	2014
	1	Daisha Simmons, Alabama	
		37 points/11 rebs/11assists vs. Troy	2013
	1	Katherine Graham, LSU	
		20 pts/10 rebs/10 assists vs. Ole Miss	2010
	1	Shekinna Stricklen, Tennessee	
		17 pts/13 rebs/12 assists vs. Oklahoma	2010
	1	Kayla Melson, Ole Miss	
		11 pts/11 rebs/11 assists vs. SE Louisiana	2009
	1	C'eira Ricketts, Arkansas	
		14 pts/13 rebs/12 assists vs. Auburn	2009
	1	Whitney Boddie, Auburn	
		13 pts/10 rebs/12 assists vs. Sam Houston State	2008
	1	Armintie Price, Ole Miss	
		34 pts/15 rebs/12 steals vs. Illinois	2007
	1	Iva Sliskovic, SC	
		18 pts/13 rebs/10 assists vs. High Point	2007
	1	Marita Payne, Auburn	
		15 pts/12 rebs/13 blocks vs. Arkansas	2005
	1	Cristina Ciocan, SC	
		22 pts/10 rebs/13 assists vs. Clemson	2003
	1	Vanessa Hayden, Florida	
		17 pts/12 rebs/10 blocks vs. Kent State	2001
	1	Cynthia Hall, Mississippi State	
		12 pts/10 rebs/12 assists vs. La.-Lafayette	2000
	1	Dominique Canty, Alabama	
		20 pts/10 rebs/10 assists vs. NW State	1998
	1	Tracy Henderson, Georgia	
		14 pts/13 rebs/10 blocks vs. Louisville	1995
	1	LaCharlotte Smith, Mississippi State	
		15 pts/11 rebs/10 assists vs. Oral Roberts	1996
	1	DeLisha Milton, Florida	
		11 pts/11 rebs/10 steals vs. Bethune-Cookman	1994
	1	Leslie Nichols, Kentucky	
		18 pts/13 rebs/11 steals vs. Louisville	1986
	1	Teresa Edwards, Georgia	
		24 pts/10 rebs/10 assists vs. Alabama	1986
	1	Shelia Collins, Tennessee	
		18 pts/10 rebs10 steals vs. Florida State	1985
	1*	Eugenia Connor, Ole Miss	
		15 pts/12 rebs/11 assists vs. McNeese State	1981

SEC PLAYER OF THE WEEK HONORS

CAREER

1.	9	Candace Parker, Tennessee	2005-08
	9	Sylvia Fowles, LSU	2004-08
	9	Armintie Price, Ole Miss	2003-07
4.	8	Tasha Humphrey, Georgia	2005-08
	8	Seimone Augustus, LSU	2003-07
	8	Wendy Scholtens, Vanderbilt	1988-91
7.	7	Chamique Holdsclaw, Tennessee	1996-99
	7	LaToya Thomas, Mississippi State	2000-03

*Women's basketball was not officially sponsored by the SEC until the 1982-83 season.

LSU's Sylvia Fowles holds the SEC career record for double-doubles with 86.

SEC TEAM RECORDS

SCORING

GAME

One Team

1.	136	Tennessee vs. Puerto Rico-Mayaguez	2002
2.	133	Kentucky vs. Baylor	2013
	133	Tennessee vs. UT-Martin	1999
4.	130	Tennessee vs. Hawaii Pacific	1986
5.	126	Missouri vs. Bradley	2013
6.	125	Tennessee vs. DePaul	1998
	125	Georgia vs. South Alabama	1991
8.	124	Vanderbilt vs. Oral Roberts	1993
	124*	Georgia vs. Mercer	1981
	124*	Tennesseee vs. UT-Martin	1979

Both Teams

1.	263	Kentucky (133) vs. Baylor (130) (4OT)	2013
2.	241	Alabama (121) vs. Duke (120) (4OT)	1995
3.	218*	LSU (110) vs. UNLV (108)	1981
4.	215*	Georgia (124) vs. Mercer (91)	1981
5.	210	Kentucky (108) vs. Miami (Ohio) (102) (OT)	2002
	210	Georgia (108) vs. LSU (102)	1991
7.	208	LSU (118) vs. NW Louisiana (90)	1986
	208	Ole Miss (97) vs. Memphis State (111)	1979
9.	204	Mississippi State (98) vs. Vanderbilt (106)	2005
	204	Florida (103) vs. Alabama (101)	1992

SEASON

1.	3,464	Tennessee (39 games)	1998
2.	3,458*	Ole Miss (40 games)	1979
3.	3,257*	LSU (40 games)	1978
4.	3,161*	Tennessee (39 games)	1978
5.	3,049*	LSU (37 games)	1977
6.	3,037	Tennessee (38 games)	2003
7.	3,021	Tennessee (34 games)	1988
8.	3,016	Tennessee (37 games)	1989
9.	3,014	Tennessee (34 games)	1997
10.	2,953	Tennessee (38 games)	1980

SCORING AVERAGE

SEASON

1.	89.2	Georgia (2,855 / 32 games)	1986
2.	88.9	Tennessee (3,021 / 34 games)	1988
3.	88.8	Tennessee (3,464 / 39 games)	1998
4.	87.9	Alabama (2,637 / 30 games)	1992
5.	87.1	Auburn (2,873 / 33 games)	1987
6.	86.8	Tennessee (2,952 / 34 games)	1999
7.	86.7	Alabama (2,688 / 31 games)	1993
7.	86.5	Ole Miss (3,458 / 40 games)	1979
8.	86.3	LSU (2,588 / 30 games)	1984
10.	86.1	Alabama (2,804 / 33 games)	1994

FIELD GOALS

GAME

1.	58	Tennessee vs. Hawaii Pacific	1986
2.	57	Tennessee vs. Puerto Rico-Mayaguez	2002
3.	55	Auburn vs. Detroit	1988
	55*	Tennessee vs. UT-Martin	1979
5.	53	Kentucky vs. Kentucky State	1990
	53	Mississippi State vs. Judson College	1986
	53*	Tennessee vs. Marshall	1977
8.	52	Georgia vs. Valdosta State	1987
	52*	Tennessee vs. Chattanooga State	1976

SEASON

1.	1,426*	Ole Miss	1979
2.	1,366*	LSU	1978
3.	1,292*	Tennessee	1979
4.	1,288	Tennessee	1998
5.	1,267*	LSU	1977
6.	1,238	Auburn	1988
7.	1,234	Georgia	1981
8.	1,224	Tennessee	1988
9.	1,202	Tennessee	1980
10.	1,193	Georgia	1986

FIELD GOAL ATTEMPTS

GAME

1.	114	Alabama vs. Duke (4 OT)	1995
2.	105	Alabama vs. Queens	1984
3.	104*	Ole Miss vs. Auburn	1979
	104*	Florida vs. Florida State	1979
	104*	Ole Miss vs. Miss. Univ. for Women	1979
	104*	Mississippi State vs. Montevallo	1979
	104*	Florida vs. South Florida	1978
8.	102	Ole Miss v.s Tennessee Tech	1979
9.	101	Kentucky vs. Marshall	1978
10.	100	Ole Miss vs. Blue Mountain	1979

SEASON

1.	3,272*	Ole Miss	1979
2.	2,771*	LSU	1978
3.	2,708*	Ole Miss	1978
4.	2,679	Tennessee	1998
5.	2,647*	Ole Miss	1980
6.	2,622	Tennessee	1979
7.	2.554	Georgia	1981
8.	2,550	Kentucky	1978
9.	2,478	Tennessee	1997
10.	2,468	Auburn	1988

FIELD GOAL PERCENTAGE

GAME

1.	76.2	Vanderbilt (32 of 42) vs. Alabama	2007
2.	74.1	Kentucky (35 of 49) vs. Alabama	1987
3.	72.5	Vanderbilt (29 of 40) vs. Arkansas	2003
4.	72.1	Tennessee (44 of 61) vs. Old Dominion	1989
5.	71.7	Tennessee (43 of 60) vs. Valdosta State	1980
6.	71.6	Tennessee (58 of 81) vs. Hawaii Pacific	1986
7.	71.4	Vanderbilt (35 of 49) vs. Western Kentucky	2002

SEASON

1.	54.5	Vanderbilt (984 of 1806)	2001
2.	54.4	Georgia (1,193 of 2,195)	1986
3.	53.1	Georgia (1,173 of 2,209)	1985
4.	52.4	Auburn (1,201 of 2,292)	1987
5.	52.1	Vanderbilt (988 of 1897)	2002
6.	52.0	Georgia (1,188 of 2,284)	1984
7.	51.7	Tennessee (1,051 of 2,020)	1983
8.	51.3	4 times, last Vanderbilt	2003

THREE-POINT FIELD GOALS

GAME

1.	18	Missouri vs. Bradley	2013
	18	Missouri vs. Auburn	2013
3.	17	Missouri vs. Oral Roberts	2013
	17	Ole Miss vs. Bowling Green	1999
	17	South Carolina vs. Western Carolina	1994
6.	16	Missouri vs. Lamar	2015

SEC TEAM RECORDS

	16	Missouri vs. Kansas State	2015
	16	Tennessee vs. Kentucky	2011
	16	Ole Miss vs. Auburn	1999
9.	15	Missouri vs. Evansville	2013
	15	Missouri vs. UT Martin	2013
	15	Missouri vs. Ole Miss	2014
	15	Tennessee vs. Lamar	2010
	15	Tennessee vs. Chattanooga	2010
	15	Arkansas vs. Providence	1998
	15	Vanderbilt vs. Oral Roberts	1993

SEASON

1.	292	Missouri (782 atts.)	2014
2.	263	Missouri (781 atts.)	2013
3.	249	Missouri (762 atts.)	2015
4.	248	South Carolina (744 atts.)	1994
	248	Alabama (765 atts.)	1992
6.	245	Mississippi State (753 atts.)	2010
7.	242	Tennessee (641 atts.)	2011
8.	237	Tennessee (647 atts.)	2008
	237	Alabama (696 atts.)	1993
10.	233	Ole Miss (681 atts.)	2010

THREE-POINT FIELD GOAL ATTEMPTS

GAME

1.	46	South Carolina vs. Florida	1994
2.	43	South Carolina vs. Alabama	1994
3.	41	Ole Miss vs. Bowling Green	1999
4.	40	Missouri vs. Lamar	2015
5.	39	South Carolina vs. Mississippi State	2004
	39	Alabama vs. Mississippi Valley State	1992
7.	38	Missouri vs. UT Martin	2014
	38	Missouri vs. Oral Roberts	2013
9.	37	Missouri vs. Kansas State	2015
10.	36	Missouri vs. Evansville	2013
	36	Missouri vs. Auburn	2013
	36	Tennessee vs. Lamar	2010
	36	Mississippi State vs. Savannah State	2007
	36	Ole Miss vs. Wright State	1996

SEASON

1.	782	Missouri (292 made)	2014
2.	781	Missouri (263 made)	2013
3.	765	Alabama (248 made)	1992
4.	762	Missouri (249 made)	2015
5.	744	South Carolina (248 made)	1994
6.	725	South Carolina (218 made)	1995
7.	696	Alabama (237 made)	1993
8.	693	Ole Miss (193 made)	2016
9.	691	Missouri (223 made)	2016
	691	Alabama (223 made)	1994

THREE-POINT FIELD GOAL PERCENTAGE

GAME (MINIMUM 10 ATTEMPTS)

1.	78.6	Kentucky vs. Miami (Ohio) (11 of 14)	2002
2.	76.2	Tennessee vs. Kentucky (16 of 21)	2011
3.	75.0	Alabama vs. Arkansas (9 of 12)	2002
4.	73.3	Texas A&M vs. La. Tech 11 of 15)	2012
	73.3	Tennessee vs. Princeton (11 of 15)	2005
6.	72.7	Vanderbilt vs. Dayton (8 of 11)	2013
	72.7	Tennessee vs. Ole Miss (8 of 11)	2007
8.	71.4	Arkansas vs. Lipscomb (10 of 14)	2007
9.	70.6	Vanderbilt at Tennessee-Martin (12 of 17)	2011
	70.6	Kentucky vs. Miami (Ohio) (12 of 17)	2010

SEASON

1.	46.4	Vanderbilt	1990
2.	43.7	Vanderbilt	2007
3.	42.9	Vanderbilt	1991
4.	41.7	Vanderbilt	2001
5.	41.6	Georgia	1991
6.	41.1	Georgia	1988
7.	40.9	LSU	1992
8.	40.6	Auburn	1988
9.	40.1	Tennessee	1991

FREE THROWS

GAME

1.	49	Kentucky vs. Baylor	2013
2.	45	Alabama vs. Alabama State	1991
3.	41	Vanderbilt vs. Western Kentucky	1989
4.	40	Tennessee vs. Florida	2005
	40	Georgia vs. Mississippi State	1990
6.	38	Arkansas vs. Florida	2004
	38	Tennessee vs. Long Beach State	1989
	38	Ole Miss vs. Tennessee State	1984
	38*	Auburn vs. Tuskegee	1977
10.	37	Tennessee vs. Vanderbilt	1997

SEASON

1.	782	Tennessee (1,110 atts.)	1998
2.	709	Tennessee (973 atts.)	1995
3.	705	Mississippi State (997 atts.)	2014
4.	665	Tennessee (944 atts.)	1997
5.	664	Tennessee (910 atts.)	1994
6.	648	Tennessee (931 atts.)	2000
7.	635	Tennessee (950 atts.)	1999
8.	631	Kentucky (481 atts.)	2010
9.	628	Tennessee (947 atts.)	1989
10.	627	South Carolina (930 atts.)	2014

FREE THROW ATTEMPTS

GAME

1.	66	Kentucky vs. Baylor	2013
2.	56	Alabama vs. Alabama State	1991
3.	54	Kentucky vs. Miami	2010
	54	Arkansas vs. Florida	2004
	54	Alabama vs. Austin Peay	1992
	54*	Auburn vs. Tuskegee	1977
7.	53	Kentucky vs. Oklahoma	2014
	53	Tennessee vs. Long Beach State	1989
	53	Georgia vs. Mississippi State	1990
10.	52	Kentucky vs. Louisville	2010
	52	Vanderbilt vs. Western Kentucky	1989
	52	Ole Miss vs. Tennessee State	1984

SEASON

1.	1,110	Tennessee (782 made)	1998
2.	997	Mississippi State (705 made)	2014
3.	973	Tennessee (709 made)	1995
4.	950	Tennessee (635 made)	1999
5.	947	Tennessee (628 made)	1989
6.	946	Tennessee (665 made)	1997
7.	931	Tennessee (648 made)	2000
8.	930	South Carolina (627 made)	2014
9.	910	Tennessee (664 made)	1994
10.	903	Kentucky (607 made)	2015

SEC TEAM RECORDS

FREE THROW PERCENTAGE

GAME (MINIMUM OF 15 ATTEMPTS)

1.	1.000	Tennessee vs. Alabama (18 of 18)	2015
	1.000	Mississippi State vs. UC Santa Barbara (18 of 18)	2012
	1.000	Ole Miss vs. Mississippi State (17 of 17)	2003
	1.000	LSU vs. Tennessee (20 of 20)	1988
	1.000	Alabama vs. Clemson (20 of 20)	1992
6.	95.8	Tennessee vs. Vanderbilt (23 of 24)	2003
	95.8	Tennessee vs. Kentucky (23 of 24)	1985
8.	95.6	Tennessee vs. Wake Forest (22 of 23)	1988

SEASON

1.	78.1	Georgia (442 of 566)	2006
2.	77.8	Kentucky (328 of 416)	1984
3.	77.1*	Alabama (426 of 599)	1980
4.	77.0	Vanderbilt (541 of 703)	1989
	77.0	Arkansas (565 of 734)	1995
6.	76.5	Vanderbilt (406 of 531)	2006
7.	76.3	Missouri (440 of 577)	2016
	76.3	Vanderbilt (428 of 562)	2002
9.	76.2	Vanderbilt (575 of 755)	1990
10.	75.9	Tennessee (525 of 692)	2013

REBOUNDS

GAME

1.	79	Auburn vs. Eastern Kentucky	1990
	79	Auburn vs. Alabama-Huntsville	1980
3.	78	Mississippi State vs. Judson College	1986
	78*	LSU vs. New Orleans	1977
5.	77*	LSU vs. Southern	1977
6.	76	Tennessee vs. Tennessee State	1988
7.	74	Tennessee vs. Troy	2013
8.	72	Georgia vs. Ridger	1992
	72	Florida vs. Mississippi College	1988
	72	Georgia vs. Appalachian State	1981
	72*	Tennessee vs. Belmont	1979
	72*	LSU vs. Baylor	1977

SEASON

1.	1,849*	LSU (40 games)	1978
2.	1,811*	Tennessee (39 games)	1979
3.	1,798*	Ole Miss (40 games)	1979
4.	1,728	Tennessee (39 games)	1998
5.	1,717*	Georgia (37 games)	1981
6.	1,713	Tennessee (37 games)	2011
7.	1,684	Tennessee (39 games)	1997
8.	1,682	Tennessee (38 games)	2003
9.	1,671*	Ole Miss (37 games)	1980
10.	1,652	Auburn (37 games)	1988

ASSISTS

GAME

1.	41	Tennessee vs. Hawaii Pacific	1986
2.	38	LSU vs. UNC Asheville	1999
	38	Auburn vs. Georgia State	1988
4.	37	Vanderbilt vs. Mississippi State	1995
	37	Vanderbilt vs. Oral Roberts	1993
	37*	Mississippi State vs. Memphis	1981
7.	36	Vanderbilt vs. Northern Illinois	1985
	36*	Tennessee vs. East Tennessee State	1980
9.	35	Vanderbilt vs. Portland State	2001
	35	Ole Miss vs. Mississippi State	1985
	35	Georgia vs. Louisville	1984
	35	Tennessee vs. Kansas State	1982
	35	Alabama vs. Vanderbilt	1980

SEASON

1.	897*	Ole Miss (40 games)	1979
2.	776*	Ole Miss (37 games)	1980
3.	715*	Tennessee (38 games)	1980
4.	709	Vanderbilt (34 games)	2001
5.	678	Georgia (32 games)	1986
6.	676	Vanderbilt (35 games)	1995
	676	Georgia (32 games)	1985
8.	674	Auburn (37 games)	1988
9.	666	Vanderbilt (33 games)	1994
10.	665	Kentucky (32 games)	1982

STEALS

GAME

1.	38	Tennessee vs. Hawaii Pacific	1986
2.	36*	Ole Miss vs. Blue Mountain	1979
3.	34	Georgia vs. Georgia Southern	1996
4.	32	Mississippi State vs. Nicholls State	2008
5.	30	Mississippi State vs. New Orleans	2013
	30	South Carolina vs. S.C. State	1998
	30	Alabama vs. Oral Roberts	1993
8.	29	Arkansas vs. Western Kentucky	2004
9.	28	Ole Miss vs. UALR	2001
	28	South Carolina vs. Coastal Carolina	1999
	28	Mississippi State vs. Belhaven College	1994
	28	Kentucky vs. West Virginia	1993
	28	Florida vs. Radford	1985

SEASON

1.	673*	Ole Miss	1979
2.	567	Tennessee	1998
	567*	Tennessee	1979
4.	495	Tennessee	1989
5.	478*	Ole Miss	1980
6.	475	Ole Miss	2007
7.	451	Tennessee	1980
8.	448	Florida	1985
9.	445	Tennessee	2008
10.	443	Georgia	1981

BLOCKS

GAME

1.	19	Kentucky vs. N.C. A&T	2006
2.	18	LSU vs. Nicholls State	1981
	18	Vanderbilt vs. Tennessee State	1992
	18	Alabama vs. LSU	1983
5.	17	Auburn vs. Alabama A&M	2010
	17	Auburn vs. South Alabama	1994
	17	Auburn vs. Lamar	1993
	17	LSU vs. SE Louisiana	1981
9.	16	South Carolina vs. Winthrop	2015
	16	Vanderbilt vs. Middle Tennessee	1992
	16	Vanderbilt vs. Tennessee State	1987
	16	Georgia vs. Mercer	1987
	16	Georgia vs. Kentucky	1981

SEASON

1.	240	South Carolina (34 games)	2014
2.	238	Tennessee (39 games)	1998
3.	232	South Carolina (37 games)	2015
4.	226	Tennessee (35 games)	2010
5.	223	Tennessee (38 games)	2008
6.	220	LSU (36 games)	2005
7.	207	Auburn (29 games)	2006
8.	203	Mississippi State (29 games)	2009
9.	202	Tennessee (37 games)	2007
	202	Tennessee (36 games)	2006

*Women's basketball was not offcially sponsored by the SEC until the 1982-83 season.

2016-17 WOMEN'S BASKETBALL

MEDIA GUIDE

Honors

SECSPORTS.COM

SEC YEARLY PLAYER AWARDS

PLAYERS OF THE YEAR

COACHES

1987 - Katrina McClain, Georgia
1988 - Vickie Orr, Auburn
1989 - Bridgette Gordon, Tennessee
1990 - Carolyn Jones, Auburn
1991 - Carolyn Jones, Auburn
1992 - Dena Head, Tennessee
1993 - Lauretta Freeman, Auburn
1994 - Nikki McCray, Tennessee
1995 - Nikki McCray, Tennessee
1996 - Saudia Roundtree, Georgia
1997 - DeLisha Milton, Florida
1998 - Chamique Holdsclaw, Tennessee
1999 - Chamique Holdsclaw, Tennessee
2000 - Kelly Miller, Georgia
2001 - Kelly Miller, Georgia
2002 - Chantelle Anderson, Vanderbilt
2003 - LaToya Thomas, Mississippi State
2004 - Shameka Christon, Arkansas
2005 - Seimone Augustus, LSU
2006 - Seimone Augustus, LSU
2007 - Candace Parker, Tennessee
2008 - Sylvia Fowles, LSU
2009 - DeWanna Bonner, Auburn
2010 - Victoria Dunlap, Kentucky
2011 - Shekinna Stricklen, Tennessee
2012 - A'dia Mathies, Kentucky
2013 - A'dia Mathies, Kentucky
Meighan Simmons, Tennessee
2014 - Tiffany Mitchell, South Carolina
2015 - Tiffany Mitchell, South Carolina
2016 - A'ja Wilson, South Carolina

ASSOCIATED PRESS

1997 - DeLisha Milton, Florida
1998 - Chamique Holdsclaw, Tennessee
1999 - Chamique Holdsclaw, Tennessee
2000 - Kelly Miller, Georgia
2001 - Kelly Miller, Georgia
2002 - LaToya Thomas, Mississippi State
2003 - LaToya Thomas, Mississippi State
2004 - Shameka Christon, Arkansas
2005 - Seimone Augustus, LSU
2006 - Seimone Augustus, LSU
2007 - Candace Parker, Tennessee
2008 - Sylvia Fowles, LSU
2009 - DeWanna Bonner, Auburn
2010 - Victoria Dunlap, Kentucky
2011 - Victoria Dunlap, Kentucky
2012 - A'dia Mathies, Kentucky
2013 - A'dia Mathies, Kentucky
2014 - Meighan Simmons, Tennessee
2015 - Tiffany Mitchell, South Carolina
2016 - A'ja Wilson, South Carolina

DEFENSIVE PLAYER OF THE YEAR

2004 - Vanessa Hayden, Florida
2005 - Armintie Price, Ole Miss
2006 - Sherill Baker, Georgia
2007 - Armintie Price, Ole Miss
2008 - Sylvia Fowles, LSU
2009 - Jennifer Risper, Vanderbilt
2010 - Armelie Lumanu, Mississippi State
2011 - Victoria Dunlap, Kentucky
2012 - Glory Johnson, Tennessee
2013 - Ieasia Walker, South Carolina
2014 - Martha Alwal, Mississippi State
Jordan Jones, Texas A&M
2015 - Jordan Jones, Texas A&M
2016 - A'ja Wilson, South Carolina

FRESHMEN OF THE YEAR

COACHES

1984 - Katrina McClain, Georgia
1985 - Mae Ola Bolton, Auburn
1986 - Bridgette Gordon, Tennessee
1987 - Kimsey O'Neal, Ole Miss
1988 - Wendy Scholtens, Vanderbilt
1989 - Dena Head, Tennessee
1990 - Donna Harris, Vanderbilt
1991 - Clara Jackson, Ole Miss
1992 - Niesa Johnson, Alabama
1993 - Kristen Mulligan, Auburn
1994 - La'Keshia Frett, Georgia
1995 - Christy Smith, Arkansas
1996 - Chamique Holdsclaw, Tennessee
1997 - Karyn Karlin, Arkansas
1998 - Tamika Catchings, Tennessee
1999 - No Freshman of the Year
2000 - LaToya Thomas, Mississippi State
2001 - Christi Thomas, Georgia
2002 - Kara Braxton, Georgia
2003 - Seimone Augustus, LSU
2004 - Armintie Price, Ole Miss
2005 - Tasha Humphrey, Georgia
2006 - Candace Parker, Tennessee
2007 - Ashley Houts, Georgia
2008 - Angie Bjorklund, Tennessee
2009 - C'eira Ricketts, Arkansas
LaSondra Barrett, LSU
2010 - A'dia Mathies, Kentucky
2011 - Meighan Simmons, Tennessee
2012 - Bria Goss, Kentucky
2013 - Bashaara Graves, Tennessee
2014 - Alaina Coates, South Carolina
2015 - A'ja Wilson, South Carolina
2016 - Sophie Cunningham, Missouri

ASSOCIATED PRESS

1997 - Karyn Karlin, Arkansas
1998 - Tamika Catchings, Tennessee
1999 - DeTrina White, LSU
2000 - LaToya Thomas, Mississippi State
2001 - Christi Thomas, Georgia
2002 - Tan White, Mississippi State
2003 - Seimone Augustus, LSU
2004 - Armintie Price, Ole Miss
2005 - Tasha Humphrey, Georgia
2006 - Candace Parker, Tennessee
2007 - Ashley Houts, Georgia
2008 - Angie Bjorklund, Tennessee
2009 - C'eira Ricketts, Arkansas
2010 - Kelsey Bone, South Carolina
2011 - Meighan Simmons, Tennessee
2012 - Bria Goss, Kentucky
2013 - Bashaara Graves, Tennessee
2014 - Alaina Coates, South Carolina
2015 - A'ja Wilson, South Carolina
2016 - Sophie Cunningham, Missouri

6TH WOMAN OF THE YEAR

2004 - Bernice Mosby, Florida
2005 - Sylvia Fowles, LSU
2006 - Liz Sherwood, Vanderbilt
2007 - Christy Marshall, Georgia
Liz Sherwood, Vanderbilt
2008 - Allison Hightower, LSU
Jessica Mooney, Vanderbilt
2009 - Charity Ford, Arkansas
2010 - Alyssia Brewer, Tennessee
2011 - Stephanie Holzer, Vanderbilt
2012 - Deana Allen, Florida
Keyla Snowden, Kentucky
2013 - Sarah Watkins, Arkansas
Morgan Eye, Missouri
2014 - Jennifer O'Neill, Kentucky
Alaina Coates, South Carolina
2015 - Jennifer O'Neill, Kentucky
2016 - Chelsea Jennings, Texas A&M

South Carolina's A'ja Wilson was named Player of the Year and Defensive Player of the Year in 2015-16.

NATIONAL AWARDS

NATIONAL PLAYERS OF THE YEAR

NAISMITH PLAYER OF THE YEAR

1996 - Saudia Roundtree, Georgia
1998 - Chamique Holdsclaw, Tennessee
1999 - Chamique Holdsclaw, Tennessee
2000 - Tamika Catchings, Tennessee
2005 - Seimone Augustus, LSU
2006 - Seimone Augustus, LSU
2008 - Candace Parker, Tennessee

Katrina McClain
Georgia

STATE FARM WADE TROPHY

1991 - Daedra Charles, Tennessee
1997 - DeLisha Milton, Florida
2005 - Seimone Augustus, LSU
2006 - Seimone Augustus, LSU
2007 - Candace Parker, Tennessee

Saudia Roundtree
Georgia

AP PLAYER OF THE YEAR

1998 - Chamique Holdsclaw, Tennessee
1999 - Chamique Holdsclaw, Tennessee
2000 - Tamika Catchings, Tennessee
2005 - Seimone Augustus, LSU
2006 - Seimone Augustus, LSU
2008 - Candace Parker, Tennessee

USBWA PLAYER OF THE YEAR

1996 - Saudia Roundtree, Georgia
1998 - Chamique Holdsclaw, Tennessee
1999 - Chamique Holdsclaw, Tennessee
2000 - Tamika Catchings, Tennessee
2005 - Seimone Augustus, LSU
2007 - Candace Parker, Tennessee
2008 - Candace Parker, Tennessee

Daedra Charles
Tennessee

WBCA PLAYER OF THE YEAR

1987 - Katrina McClain, Georgia
1996 - Saudia Roundtree, Georgia
1998 - Chamique Holdsclaw, Tennessee
1999 - Chamique Holdsclaw, Tennessee
2000 - Tamika Catchings, Tennessee
2005 - Seimone Augustus, LSU
2006 - Seimone Augustus, LSU

WOODEN PLAYER OF THE YEAR

2005 - Seimone Augustus, LSU
2006 - Seimone Augustus, LSU
2007 - Candace Parker, Tennessee
2008 - Candace Parker, Tennessee

LSU's Seimone Augustus earned 11 National Player of the Year honors during her collegiate career.

NATIONAL AWARDS

HONDA-BRODERICK CUP

1998 - Chamique Holdsclaw, Tennessee
2008 - Candace Parker, Tennessee

HONDA SPORTS AWARD

1987 - Katrina McClain, Georgia
1989 - Bridgette Gordon, Tennessee
1997 - Chamique Holdsclaw, Tennessee
1998 - Chamique Holdsclaw, Tennessee
2005 - Seimone Augustus, LSU
2006 - Seimone Augutus, LSU
2007 - Candace Parker, Tennessee
2008 - Candace Parker, Tennessee

USBWA FRESHMAN OF THE YEAR

1992 - Niesa Johnson, Alabama
1996 - Chamique Holdsclaw, Tennessee
1998 - Tamika Catchings, Tennessee
2000 - LaToya Thomas, Mississippi State
2003 - Seimone Augustus, LSU
2005 - Tasha Humphrey, Georgia
2009 - Shekinna Stricklen, Tennessee

WBCA DEFENSIVE PLAYER OF THE YEAR

2008 - Sylvia Fowles, LSU
2009 - Jennifer Risper, Vanderbilt

FRANCIS POMEROY NAISMITH AWARD

2003 - Kara Lawson, Tennessee
2005 - Tan White, Mississippi State

NANCY LIEBERMAN AWARD

2005 - Temeka Johnson, LSU

DAWN STALEY AWARD

2015 - Tiffany Mitchell, South Carolina

SULLIVAN AWARD

1998 - Chamique Holdsclaw, Tennessee
1999 - Coco Miller, Georgia
Kelly Miller, Georgia

NCAA TEAM OF THE 1980'S

Bridgette Gordon, Tennessee

KODAK SILVER ANNIVERSARY TEAM

Teresa Edwards, Georgia
Chamique Holdsclaw, Tennessee

NAISMITH PLAYER OF THE CENTURY

Chamique Holdsclaw, Tennessee

YEARLY COACHES AWARDS

SEC COACHES OF THE YEAR

COACHES

1984 - Andy Landers, Georgia
1985 - Joe Ciampi, Auburn
1986 - Lois Myers, Alabama
1987 - Van Chancellor, Ole Miss
1988 - Joe Ciampi, Auburn
1989 - Joe Ciampi, Auburn
1990 - Van Chancellor, Ole Miss
1991 - Andy Landers, Georgia
1992 - Van Chancellor, Ole Miss
1993 - Pat Summitt, Tennessee
1994 - Carol Ross, Florida
1995 - Pat Summitt, Tennessee
1996 - Andy Landers, Georgia
1997 - Sue Gunter, LSU
1998 - Pat Summitt, Tennessee
1999 - Sue Gunter, LSU
2000 - Sharon Fanning, Mississippi State
2001 - Pat Summitt, Tennessee
2002 - Susan Walvius, South Carolina
2003 - Pat Summitt, Tennessee
2004 - Pat Summitt, Tennessee
2005 - Pokey Chatman, LSU
2006 - Mickie DeMoss, Kentucky
2007 - Pat Summitt, Tennessee
2008 - Van Chancellor, LSU
2009 - Nell Fortner, Auburn
2010 - Matthew Mitchell, Kentucky
2011 - Pat Summitt, Tennessee
2012 - Tom Collen, Arkansas
2013 - Holly Warlick, Tennessee
2014 - Dawn Staley, South Carolina
2015 - Vic Schaefer, Mississippi State
Dawn Staley, South Carolina
2016 - Dawn Staley, South Carolina

ASSOCIATED PRESS

1997 - Sue Gunter, LSU
1998 - Pat Summitt, Tennessee
1999 - Sue Gunter, LSU
2000 - Sharon Fanning, Mississippi State
2001 - Carol Ross, Florida
2002 - Susan Walvius, South Carolina
2003 - Pat Summitt, Tennessee
2004 - Carol Ross, Ole Miss / Pat Summitt, Tennessee
2005 - Pokey Chatman, LSU
2006 - Mickie DeMoss, Kentucky
2007 - Pat Summitt, Tennessee
2008 - Van Chancellor, LSU
2009 - Nell Fortner, Auburn
2010 - Matthew Mitchell, Kentucky
2011 - Pat Summitt, Tennessee
2012 - Matthew Mitchell, Kentucky
2013 - Holly Warlick, Tennessee
2014 - Dawn Staley, South Carolina
2015 - Vic Schaefer, Mississippi State
2016 - Dawn Staley, South Carolina

NATIONAL COACHES OF THE YEAR

AP COACH OF THE YEAR

1998 - Pat Summitt, Tennessee

WBCA COACH OF THE YEAR

1983 - Pat Summitt, Tennessee
1995 - Pat Summitt, Tennessee
1998 - Pat Summitt, Tennessee
2005 - Pokey Chatman, LSU

NAISMITH COACH OF THE YEAR

1987 - Pat Summitt, Tennessee
1989 - Pat Summitt, Tennessee
1994 - Pat Summitt, Tennessee
1996 - Andy Landers, Georgia
1998 - Pat Summitt, Tennessee
2004 - Pat Summitt, Tennessee
2005 - Pokey Chatman, LSU

USBWA COACH OF THE YEAR

1986 - Andy Landers, Georgia
1987 - Joe Ciampi, Auburn
1989 - Joe Ciampi, Auburn
1998 - Pat Summitt, Tennessee
2000 - Andy Landers, Georgia
2005 - Pokey Chatman, LSU

WBCA SPALDING MAGGIE DIXON NATIONAL ROOKIE COACH OF THE YEAR

2013 - Holly Warlick, Tennessee
2016 - Joni Taylor, Georgia

SEC ALL-AMERICANS

ALABAMA

1983 **CASSANDRA COMPTON**
Third Team - AWSF
1992 **LINDA BURGESS**
Third Team - WBNS
1994 **NIESA JOHNSON**
First Team - Kodak/WBCA/USBWA/BT
1995 **NIESA JOHNSON**
First Team - Kodak/WBCA/USBWA/AP
Second Team - WBNS
1996 **SHALONDA ENIS**
First Team - Kodak/WBCA/WBNS
Third Team - AP
1997 **SHALONDA ENIS**
First Team - USBWA
Second Team - SN
Third Team - AP
DOMINIQUE CANTY
Third Team - USWBA/WBNS
1998 **DOMINIQUE CANTY**
First Team - USBWA
Second Team - WBNS/AP/WBJ
1999 **DOMINIQUE CANTY**
First Team - WBCA/USBWA/WBNS/WBJ/AP

ARKANSAS

1995 **CHRISTY SMITH**
Second Team - WBNS
1996 **CHRISTY SMITH**
First Team - WBNS
1997 **CHRISTY SMITH**
Second Team - WBNS
1998 **CHRISTY SMITH**
Second Team - WBNS
KARYN KARLIN
Third Team - WBNS
1999 **KARYN KARLIN**
Second Team - WBNS
2004 **SHAMEKA CHRISTON**
Third Team - AP

AUBURN

*1981 **BECKY JACKSON**
Third Team - AWSF
1983 **BECKY JACKSON**
Third Team - AWSF
1984 **BECKY JACKSON**
First Team - Kodak
1987 **VICKIE ORR**
First Team - Kodak
1988 **VICKIE ORR**
First Team - Kodak/USBWA
1989 **VICKIE ORR**
First Team - Kodak/USBWA
1990 **CAROLYN JONES**
First Team - Kodak
1991 **CAROLYN JONES**
First Team - Kodak
1993 **LAURETTA FREEMAN**
First Team - Kodak
2009 **DEWANNA BONNER**
First Team - WBCA/USBWA
Second Team - AP

FLORIDA

1995 **MERLAKIA JONES**
Third Team - BT/WBNS
1997 **DELISHA MILTON**
First Team - Kodak/AP/BT/WBNS
Second Team - USBWA
1998 **MURRIEL PAGE**
First Team - Kodak/USBWA/BT/SN/WBJ/WBNS
Second Team - AP
2001 **BRANDI MCCAIN**
First Team - WCH
2004 **VANESSA HAYDEN**
Second Team - AP

GEORGIA

*1980 **BERNADETTE LOCKE**
First Team - AWSF
*1982 **JANET HARRIS**
First Team - Kodak/AWSF/WBNS/SS
1983 **JANET HARRIS**
First Team - AWSF/WBNS/SS
LISA O'CONNOR
First Team - AWSF
1984 **JANET HARRIS**
First Team - Kodak/AWSF/WBNS/SS
1985 **JANET HARRIS**
First Team - Kodak/AWSF/WBNS/SS
TERESA EDWARDS
First Team - Kodak/AWSF/WBNS/SS
1986 **TERESA EDWARDS**
First Team - Kodak/AWSF/WBNS/SS/USBWA
KATRINA MCCLAIN
First Team - Kodak/AWSF/SS
1987 **KATRINA MCCLAIN**
First Team - Kodak/AWSF/WBNS/SS/USBWA
1995 **LA'KESHIA FRETT**
Second Team - WBNS
1996 **SAUDIA ROUNDTREE**
First Team - Kodak/AP/UPI/WBNS/BA/USBWA
1997 **LA'KESHIA FRETT**
First Team - USBWA/BA/SN
Third Team - AP
KEDRA HOLLAND-CORN
First Team - WBNS
Third Team - AP/WBNS
1999 **KELLY MILLER**
First Team - Kodak/WBNS/WBJ
COCO MILLER
First Team - WBNS
2000 **KELLY MILLER**
First Team - Kodak/AP/WBNS/USBWA/WBJ
2001 **KELLY MILLER**
First Team - Kodak/AP/USBWA/WBJ
COCO MILLER
Fourth Team - WBJ
2002 **KARA BRAXTON**
First Team - FCP
2005 **TASHA HUMPHREY**
Third Team - FCP
2006 **TASHA HUMPHREY**
First Team - Kodak/WBNS
Second Team - FCP
Third Team - AP
SHERILL BAKER
Second Team - FCP
Third Team - AP/WBNS
2007 **TASHA HUMPHREY**
Second Team - FCP
Third Team - AP
2010 **ASHLEY HOUTS**
First Team - SC
Third Team - FCP

KENTUCKY

*1977 **PAM BROWNING**
First Team - SS
*1981 **VALERIE STILL**
First Team - SS
Third Team - Kodak
*1982 **VALERIE STILL**
First Team - Kodak/AWSF/SS/BW
1983 **VALERIE STILL**
First Team - Kodak/SS/BW
2010 **VICTORIA DUNLAP**
First Team - WBCA/USBWA
Second Team - FCP
Third Team - AP
2011 **VICTORIA DUNLAP**
Third Team - AP
2012 **A'DIA MATHIES**
First Team - USBWA
Second Team - FCP/SN
Third Team - AP
2013 **A'DIA MATHIES**
Second Team - AP/FCP

LSU

*1978 **JULIE GROSS**
First Team - Kodak
MAREE JACKSON
First Team - BN
*1980 **RENE MORAN**
Third Team - BN
*1982 **JOYCE WALKER**
First Team - BN
1983 **JOYCE WALKER**
First Team - Kodak/BN
1984 **JOYCE WALKER**
First Team - Kodak/BN
1991 **POKEY CHATMAN**
First Team - Kodak/USBWA
Second Team - BW
1995 **CORNELIA GAYDEN**
Second Team - WBNS
Third Team - AP
2000 **MARIE FERDINAND**
Third Team - WBJ
2001 **MARIE FERDINAND**
First Team - Kodak
Second Team - WBJ/AP
2003 **SEIMONE AUGUSTUS**
Second Team - BT
Third Team - AP

SEC ALL-AMERICANS

2004 **SEIMONE AUGUSTUS**
First Team - Kodak
Third Team - AP
2005 **SEIMONE AUGUSTUS**
First Team - Kodak/AP/USBWA/GB/FCP
TEMEKA JOHNSON
First Team - USBWA/SC
Second Team - AP/GB
Third Team - FCP
2006 **SEIMONE AUGUSTUS**
First Team - Kodak/AP/USBWA/SC/WBNS
SYLVIA FOWLES
Second Team - WBNS
Third Team - AP
2007 **SYLVIA FOWLES**
First Team - Kodak/ESPN/USBWA/FCP
Second Team - AP/GB
2008 **SYLVIA FOWLES**
First Team - AP/USBWA/Kodak
2010 **ALLISON HIGHTOWER**
Second Team - SC
Third Team - FCP

OLE MISS

1986 **JENNIFER GILLOM**
First Team - Kodak
1996 **YOLANDA MOORE**
Third Team - WBNS
2007 **ARMINTIE PRICE**
First Team - Kodak/ESPN/GB/FCP
Third Team - AP
2010 **BIANCA THOMAS**
Second Team - SC

MISSISSIPPI STATE

2000 **LATOYA THOMAS**
First Team - Kodak
Fourth Team - WBJ
2001 **LATOYA THOMAS**
First Team - Kodak/WBJ
Second Team - AP/GB
2002 **LATOYA THOMAS**
First Team - Kodak/AP/BT/USBWA/WCH
Second Team - GB
2003 **LATOYA THOMAS**
First Team - Kodak/AP/USBWA/WCH/SC
2005 **TAN WHITE**
First Team - Kodak
Second Team - AP/FCP/SC

SOUTH CAROLINA

1992 **MARSHA WILLIAMS**
Second Team - WBNS
1993 **MARSHA WILLIAMS**
Second Team - WBNS
1996 **SHANNON JOHNSON**
Second Team - WBNS
Third Team - AP
2003 **JOCELYN PENN**
First Team - USBWA/SC
Second Team - AP
2014 **TIFFANY MITCHELL**
First Team - WBCA/FCP
Third Team - AP
2015 **TIFFANY MITCHELL**
First Team - USBWA/WA/SC
Second Team - AP
A'JA WILSON
Third Team - AP
2016 **TIFFANY MITCHELL**
First Team - USBWA/WA
Second Team - AP
Third Team - ESPN
A'JA WILSON
First Team - AP/WBCA/USBWA/WA/ESPN

TENNESSEE

*1977 **PATRICIA ROBERTS**
First Team - Kodak
*1978 **CINDY BRODGON**
First Team - Kodak
*1979 **CINDY BRODGON**
First Team - Kodak
*1980 **JILL RANKIN**
First Team - Kodak
HOLLY WARLICK
First Team - Kodak
*1981 **CINDY NOBLE**
First Team - Kodak
*1982 **MARY OSTROWSKI**
First Team - Kodak
1983 **TANYA HAAVE**
First Team - Kodak
1985 **SHELIA COLLINS**
First Team - Kodak
1988 **BRIDGETTE GORDON**
First Team - Kodak
1989 **BRIDGETTE GORDON**
First Team - Kodak
1990 **DAEDRA CHARLES**
First Team - Kodak
1991 **DAEDRA CHARLES**
First Team - Kodak
1992 **DENA HEAD**
First Team - Kodak
1993 **LISA HARRISON**
First Team - Kodak
1994 **NIKKI MCCRAY**
First Team - Kodak/BT/USBWA
DANA JOHNSON
Second Team - BT
1995 **NIKKI MCCRAY**
First Team - Kodak/AP/USBWA/WBNS
DANA JOHNSON
First Team - USBWA/WBNS
Third Team - AP
1996 **CHAMIQUE HOLDSCLAW**
First Team - Kodak/USBWA
Third Team - AP/UPI
1997 **CHAMIQUE HOLDSCLAW**
First Team - Kodak/AP/USBWA/WBNS
1998 **TAMIKA CATCHINGS**
First Team - Kodak/WBNS
Second Team - AP
Third Team - WBJ
CHAMIQUE HOLDSCLAW
First Team - Kodak/AP/SN/USBWA/WBJ/WBNS
1999 **TAMIKA CATCHINGS**
First Team - Kodak/AP/SN
CHAMIQUE HOLDSCLAW
First Team - Kodak/AP/SN
SEMEKA RANDALL
First Team - Kodak
Second Team - AP/SN
2000 **TAMIKA CATCHINGS**
First Team - Kodak/AP/SN/USBWA/WBJ
SEMEKA RANDALL
First Team - Kodak
Second Team - AP
Fourth Team - WBJ
2001 **TAMIKA CATCHINGS**
First Team - Kodak
Second Team - AP
Third Team - WBJ
GWEN JACKSON
Fifth Team - WBJ
2002 **KARA LAWSON**
First Team - USBWA
Second Team - GB
Third Team - AP/WCH
2003 **KARA LAWSON**
First Team - Kodak/USBWA/SC
Second Team - AP/WCH
GWEN JACKSON
Second Team - SC
2004 **SHYRA ELY**
First Team - Kodak
Second Team - USBWA
Third Team - AP
2005 **SHYRA ELY**
Second Team - SC
2006 **CANDACE PARKER**
First Team - Kodak/USBWA/WBNS
Second Team - AP
2007 **CANDACE PARKER**
First Team - AP/ESPN/Kodak/USBWA/GB
2008 **CANDACE PARKER**
First Team - AP/USBWA/Kodak
2010 **SHEKINNA STRICKLEN**
Third Team - FCP
2011 **SHEKINNA STRICKLEN**
First Team - USBWA/WBCA
Third Team - AP/FCP
2012 **GLORY JOHNSON**
First Team - WBCA
SHEKINNA STRICKLEN
Third Team - AP/FCP
2013 **MEIGHAN SIMMONS**
Third Team - AP/FCP
2014 **MEIGHAN SIMMONS**
Second Team - FCP
ISABELLE HARRISON
Third Team - FCP
2015 **ISABELLE HARRISON**
Third Team - FCP

SEC ALL-AMERICANS

TEXAS A&M

2013 **KELSEY BONE**
First Team - USBWA
Third Team - AP/FCP

VANDERBILT

1983 **JACKIE COWAN**
First Team - AWSF
1986 **JACKIE COWAN**
First Team - AWSF
1987 **KAREN BOOKER**
First Team - AWSF
Third Team - WBNS
1989 **WENDY SCHOLTENS**
First Team - AWSF
1990 **WENDY SCHOLTENS**
First Team - Kodak
1991 **WENDY SCHOLTENS**
Third Team - BW
1993 **HEIDI GILLINGHAM**
First Team - Kodak/USBWA
Second Team - BT/WNBS
1994 **HEIDI GILLINGHAM**
Third Team - BT
1995 **SHERI SAM**
First Team - WBNS
1996 **SHERI SAM**
First Team - Kodak/USBWA/WBNS
Second Team - UPI
Third Team - AP
2001 **CHANTELLE ANDERSON**
First Team - GB
Second Team - AP/WBJ
2002 **CHANTELLE ANDERSON**
First Team - Kodak/AP/GB/USBWA/WCH
Second Team - BT
ZUZI KLIMESOVA
Third Team - WCH
ASHLEY MCELHINEY
Third Team - BT
2003 **CHANTELLE ANDERSON**
First Team - Kodak/USBWA/SC
Second Team - AP/WCH
ASHLEY MCELHINEY
First Team - SC
2005 **ASHLEY EARLEY**
Second Team - FCP

*SEC did not officially recognize women's basketball until the 1982-83 season. AMSF - American Women's Sports Federation; WBCA - Women's Basketball Coaches Association; USBWA - US Basketball Writers Association; BT - Basketball Times; AP - Associated Press; WBNS - Women's Basketball News Service; SN - The Sporting News; WBJ - Women's Basketball Journal; WCH - Womenscollegehoops.com; SS - Street & Smith's; UPI - United Press International; BA - Basketball America; FCP - Full Court Press; BW - Basketball Weekly; GB - Gballmag.com; SC - Senior Class; WA-Wooden Award

SEC FRESHMEN ALL-AMERICANS

ALABAMA

1992 **Niesa Johnson**
BT/USBWA/WBNS
1996 **Dominique Canty**
WBNS

ARKANSAS

1995 **Christy Smith**
WBNS
1996 **Shaka Massey**
WBNS
2007 **Donica Cosby**
GB

AUBURN

1997 **Tiffany Krantz**
WBNS
2000 **LeCoe Willingham**
WBJ
2008 **Alli Smalley**
GB

FLORIDA

1999 **Brandi McCain**
WBJ/WBNS
2003 **Bernice Mosby**
WCH

GEORGIA

*1981 **Debora Mitchell**
AWSF
*1982 **Janet Harris**
WBNS/AWSF
1983 **Lisa O'Connor**
WBNS/AWSF
Teresa Edwards
WBNS/AWSF
1984 **Katrina McClain**
WBNS/AWSF
1988 **Tammye Jenkins**
WBNS/AWSF
1994 **La'Keshia Frett**
BT
1998 **Coco Miller**
WBJ/WBNS
Kelly Miller
WBJ/WBNS
2001 **Christi Thomas**
WBJ/WCH
2002 **Kara Braxton**
BT/WCH
2003 **Alexis Hendrick**
WCH
2004 **Janese Hardrick**
GB
2005 **Tasha Humphrey**
GB
2007 **Ashley Houts**
GB
2010 **Jasmine James**
GB

KENTUCKY

*1980 **Valerie Still**
2010 **A'dia Mathies**
FCP
2012 **Bria Goss**
FCP

LSU

*1981 **Rhonda Hawthorne**
BT
1984 **Alisha Jones**
BN
1999 **DeTrina White**
WBNS/WBJ
2001 **Roneeka Hodges**
WCH
2003 **Seimone Augustus**
USBWA/WBJ/WCH
2005 **Sylvia Fowles**
GB
2013 **Danielle Ballard**
FCP

OLE MISS

2004 **Armintie Price**
GB

MISSISSIPPI STATE

1999 **Jennifer Fambrough**
WBJ
2000 **LaToya Thomas**
WBJ
2002 **Tan White**
BT/WCH
2007 **Alexis Rack**
GB
2015 **Victoria Vivians**
FCP

SOUTH CAROLINA

1992 **Christi Timmons**
WBNS
2010 **Kelsey Bone**
FCP
2014 **Alaina Coates**
FCP
2015 **A'ja Wilson**
FCP

TENNESSEE

1995 **Tiffani Johnson**
WBNS
1996 **Chamique Holdsclaw**
WBNS
1998 **Tamika Catchings**
WBNS/WBJ
Semeka Randall
WBNS/WBJ
2000 **Kara Lawson**
WBJ
2001 **Ashley Robinson**
WBJ/WCH
2002 **Shyra Ely**
WCH
2003 **Shanna Zolman**
WCH
2005 **Alexis Hornbuckle**
GB
2006 **Candace Parker**
WBNS
2008 **Angie Bjorklund**
GB
2011 **Meighan Simmons**
FCP
2012 **Ariel Massengale**
FCP
2013 **Bashaara Graves**
FCP

TEXAS A&M

2013 **Courtney Walker**
FCP

VANDERBILT

*1982 **Barbara Brackman**
WBNS
Harriet Brumfield
WBNS
1983 **Jackie Cowan**
WBNS
Donna Atkins
WBNS
1988 **Wendy Scholtens**
WBNS
1995 **Na'Shemma Hilmon**
WBNS
1998 **Ashley Smith**
WBNS
2004 **Carla Thomas**
BT

ACADEMIC / SERVICE AWARDS

COSIDA ACADEMIC ALL-AMERICA

FIRST TEAM
*1980 - Jill Rankin, Tennessee
1984 - Tanya Haave, Tennessee
1997 - Michelle Palmisano, Vanderbilt
2003 - Kara Lawson, Tennessee
2006 - Shanna Zolman, Tennessee
2010 - Angie Bjorklund, Tennessee
2012 - Glory Johnson, Tennessee

SECOND TEAM
*1980 - Bernadette Locke, Georgia
1991 - Amber Nicholas, Arkansas
1996 - Michelle Palmisano, Vanderbilt
2000 - Kelly Miller, Georgia
2001 - Kelly Miller, Georgia
2002 - Zuzi Klimesova, Vanderbilt
2007 - Candace Parker, Tennessee
2011 - Angie Bjorklund, Tennessee
2015 - Cierra Burdick, Tennessee
2016 - Tiffany Mitchell, South Carolina

THIRD TEAM
*1981 - Anne Cale, Alabama
1983 - Lea Henry, Tennessee
Tanya Haave, Tennessee
1985 - Madeline Doucet, LSU
1989 - Martha Parker, South Carolina
1990 - Amber Nicholas, Arkansas
1994 - Julie Powell, Vanderbilt
1995 - Michelle Palmisano, Vanderbilt
2001 - Coco Miller, Georgia
Zuzi Klimesova, Vanderbilt
2006 - Kristin Peoples, Arkansas
2009 - Christina Wirth, Vanderbilt

HONORABLE MENTION
1984 - Beth Bryant, Auburn
Madeline Doucet, LSU

NCAA POSTGRADUATE SCHOLARSHIP RECIPIENTS

1983 - Lea Henry, Tennessee
1984 - Tanya Haave, Tennessee
1985 - Madeline Doucet, LSU
1994 - Julie Powell, Vanderbilt
1995 - Rhonda Blades, Vanderbilt
1997 - Michelle Palmisano, Vanderbilt
2001 - Kelly Miller, Georgia
2006 - Sarah Lowe, Florida
2008 - Rebecca Rowsey, Georgia
2009 - Christina Wirth, Vanderbilt

WBCA GOOD WORKS TEAM

2013 - Blanche Alverson, Auburn
2014 - Kastine Evans, Kentucky
2015 - Bria Goss, Kentucky

BOYD MCWHORTER SCHOLAR-ATHLETE FINALIST

1998 - Stacie Farris, Mississippi State
2000 - Tiffany Wait, Kentucky
2001 - Candice Storey, Vanderbilt
2004 - Tywanna Inmon, Ole Miss
2006 - Erica Grimaldi, Vanderbilt
2007 - Sarah Pfeifer, Arkansas
2008 - Nicky Anosike, Tennessee
2009 - Christina Wirth, Vanderbilt
2012 - Glory Johnson, Tennessee
2013 - Blanche Alverson, Auburn
Gabby Smith, Vanderbilt
2014 - Cristina Sanchez-Quintanar, Texas A&M
2015 - Cierra Burdick, Tennessee
2016 - Marjorie Butler, Georgia

BOYD MCWHORTER SCHOLAR-ATHLETE OF THE YEAR

1994 - Tammy Nelon, Mississippi State
1996 - Michelle Palmisano, Vanderbilt
2006 - Sarah Lowe, Florida

SEC WOMEN'S BASKETBALL SCHOLAR ATHLETE OF THE YEAR

2004 - Hillary Hager, Vanderbilt
2005 - Sarah Pfeifer, Arkansas
2006 - Sarah Lowe, Florida
2007 - Sarah Pfeifer, Arkansas
2008 - Chelsea Chowning, Kentucky
2009 - Christina Wirth, Vanderbilt
2010 - Angie Bjorklund, Tennessee
2011 - Mary Kathryn Govero, Mississippi State
2012 - Blanche Alverson, Auburn
2013 - Blanche Alverson, Auburn
2014 - Lianna Doty, Missouri
2015 - Aleighsa Welch, South Carolina
2016 - Marjorie Butler, Georgia

BRAD DAVIS COMMUNITY SERVICE AWARD

2002 - Lindsey DeLoach, Florida
2003 - Kara Lawson, Tennessee
2009 - Brionna Dickerson, South Carolina

*SEC did not officially recognize women's basketball until the 1982-83 season.

SEC COMMUNITY SERVICE TEAMS

1999

Joni Crenshaw, Alabama
Carrie Satterfield, Arkansas
Tasha Hamilton, Auburn
Kelly Freeman, Florida
Pam Irwin-Osbolt, Georgia
Tiffany Wait, Kentucky
Katrina Hibbert, LSU
Jennie Gadd, Ole Miss
Elizabeth Wamsley, Mississippi State
Lisa Williams, South Carolina
Kellie Jolly, Tennessee
Candice Storey, Vanderbilt

2000

Joni Crenshaw, Alabama
Karyn Karlin, Arkansas
Kris Bernath, Auburn
Candace Cunningham, Florida
Kiesha Brown, Georgia
Laura Meadows, Kentucky
Allison Weiner, LSU
Tanya Bolden, Ole Miss
Meadow Overstreet, Mississippi State
Casie Key, South Carolina
Tamika Catchings, Tennessee
Chavonne Hammond, Vanderbilt

2001

Joni Crenshaw, Alabama
Joy Oakley, Arkansas
Carol Smith, Auburn
Monique Cardenas, Florida
Kiesha Brown, Georgia
LaTonya McDole, Kentucky
Allison Weiner,LSU
Becky Myatt, Ole Miss
Meadow Overstreet, Mississippi State
Shannon Segres, South Carolina
Kara Lawson, Tennessee
Candice Storey, Vanderbilt

2002

Beth Vice, Alabama
India Lewis, Arkansas
LaKeisha Johnson, Auburn
Monique Cardenas, Florida
Mary Beth Lycett, Georgia
Selia "SeSe" Helm, Kentucky
Kisha James, LSU
TaShondrea Moton, Ole Miss
Meagan O'Nan, Mississippi State
Shannon Segres, South Carolina
April McDivitt, Tennessee
Zuzi Klimesova, Vanderbilt

2003

Beth Vice, Alabama
Shameka Christon, Arkansas
LaKeisha Johnson, Auburn
Kelly Stevenson, Florida
Christi Thomas, Georgia
SeSe Helm, Kentucky
Kisha James, LSU
Leah Henley, Ole Miss
Rebecca Kates, Mississippi State
Kelly Morrone, South Carolina
Kara Lawson, Tennessee
Venessa Ferragamo, Vanderbilt

2004

Katie Sipe, Alabama
Rochelle Vaughn, Arkansas
Nancy Derrick, Auburn
Sarah Lowe, Florida
Christi Thomas, Georgia
Shambrica Jones, Kentucky
Temeka Johnson, LSU
Tywanna Inman, Ole Miss
Rebecca Kates, Mississippi State
Lauren Simms, South Carolina
Tasha Butts, Tennessee
Hillary Hagar, Vanderbilt

2005

Marverly Nettles, Alabama
Sarah Pfeifer, Arkansas
Marita Payne, Auburn
Sarah Lowe, Florida
Katie Frye, Georgia
Afton Perry, Kentucky
Seimone Augustus, LSU
Elizabeth Cansdale, Ole Miss
Rebecca Kates, Mississippi State
Lauren Simms, South Carolina
Tye'sha Fluker, Tennessee
Ashley Earley, Vanderbilt

2006

Marverly Nettles, Alabama
Rochelle Vaugh, Arkansas
Marita Payne, Auburn
Sarah Lowe, Florida
Rebecca Rowsey, Georgia
Stephanie Stumbo, Kentucky
Seimone Augustus, LSU
Ashley Johnson, Ole Miss
Bethany Workman, Mississippi State
Shannel Harris, South Carolina
Shanna Zolman, Tennessee
Erica Grimaldi, Vanderbilt

2007

Leah Drury, Alabama
Sarah Pfeifer, Arkansas
Juanitta Wallace, Auburn
Kim Critton, Florida
Rebecca Rowsey, Georgia
Eleia Roddy, Kentucky
Katie Antony, LSU
Jada Mincy, Ole Miss
Bethany Workman, Mississippi State
Brionna Dickerson, South Carolina
Sidney Spencer, Tennessee
Dee Davis, Vanderbilt

2008

Camilla Blands, Alabama
Sarah Pfeifer, Arkansas
Juanitta Wallace, Auburn
Depree Bowden, Florida
Rebecca Rowsey, Georgia
Samantha Mahoney, Kentucky
Sylvia Fowles, LSU
Ole Miss Team
Lauren Roberts, Mississippi State
Brionna Dickerson, South Carolina
Nicky Anosike, Tennessee
Jennifer Risper, Vanderbilt

2009

Tierney Jenkins, Alabama
Charity Ford, Arkansas
DeWanna Bonner, Auburn
Sha Brooks, Florida
Angel Robinson, Georgia
SCarly Ormerod, Kentucky
Kristen Morris, LSU
Shawn Goff, Ole Miss
Robin Porter, Mississippi State
Demetress Adams, South Carolina
Alex Fuller, Tennessee
Christina Wirth, Vanderbilt

2010

Alyson Butler, Alabama
Ashlea Williams, Arkansas
Reneisha Hobbs, Auburn
Ashley Houts, Georgia
Carly Morrow, Kentucky
Allison Hightower, LSU
Alliesha Easley, Ole Miss
Bethany Washington, Mississippi State
Jewel May, South Carolina
Glory Johnson, Tennessee
Jessica Mooney, Vanderbilt

2011

Ericka Russell, Alabama
Ashley Daniels, Arkansas
Blanche Alverson, Auburn
Kayla Lewis, Florida
Meredith Mitchell, Georgia
Victoria Dunlap, Kentucky
Katherin Graham, LSU
Kayla Melson, Ole Miss
Mary Kathryn Gover, Mississippi State
Jewel May, South Carolina
Angie Bjorklund, Tennessee
Rebecca Silinski, Vanderbilt

2012

Ericka Russell, Alabama
Julie Inman, Arkansas
Blanche Alverson, Auburn
Kayla Lewis, Florida
Jasmine James, Georgia
Keyla Snowden, Kentucky
LaSondra Barrett, LSU
Nikki Byrd, Ole Miss
Brittany Young, Mississippi State
Courtney Newton, South Carolina
Glory Johnson, Tennessee
Tiffany Clarke, Vanderbilt

SEC COMMUNITY SERVICE TEAMS

2013

Meghan Perkins, Alabama
Erin Gatling, Arkansas
Blanche Alverson, Auburn
Jaterra Bonds, Florida
Jasmine James, Georgia
Kastine Evans, Kentucky
Jeanne Kenney, LSU
Maggie McFerrin, Ole Miss
Candace Foster, Mississippi State
Liz Smith, Missouri
Ieasia Walker, South Carolina
Taber Spani, Tennessee
Kristi Bellock, Texas A&M
Gabby Smith, Vanderbilt

2014

Nikki Hegstetter, Alabama
Joey Bailey, Arkansas
Tyrese Tanner, Auburn
Jaterra Bonds, Florida
Marjorie Butler, Georgia
Kastine Evans, Kentucky
Shanece McKinney, LSU
Gracie Frizzell, Ole Miss
Candace Foster, Mississippi State
Lianna Doty, Missouri
Elem Ibiam, South Carolina
Cierra Burdick, Tennessee
Jordan Jones, Texas A&M
Jasmine Lister, Vanderbilt

2015

Nikki Hegstetter, Alabama
Joey Bailey, Arkansas
Tra'Cee Tanner, Auburn
Brooke Copeland, Florida
Erika Ford, Georgia
Bria Goss, Kentucky
Ann Jones, LSU
Gracie Frizzell, Ole Miss
Savannah Carter, Mississippi State
Morgan Eye, Missouri
Elem Ibiam, South Carolina
Cierra Burdick, Tennessee
Tori Scott, Texas A&M
Kendall Shaw, Vanderbilt

2016

Nikki Hegstetter, Alabama
Melissa Wolff Arkansas
Tra'Cee Tanner, Auburn
Brooke Copeland, Florida
Merritt Hempe, Georgia
Janee Thompson, Kentucky
Akilah Bethel, LSU
Erika Sisk, Ole Miss
Blair Schaefer, Mississippi State
Lianna Doty, Missouri
Khadijah Sessions, South Carolina
Andraya Carter, Tennessee
Taylor Cooper, Texas A&M
Kendall Shaw, Vanderbilt



Kentucky's Bria Goss was named to the SEC Community Service Team and the AllState WBCA Good Works Team in 2015

ALL-SEC TEAMS

1982

Terri Hillard, Alabama
Becky Jackson, Auburn
Janet Harris, Georgia
Wanda Holloway, Georgia
Tammy Jackson, Florida
Valerie Still, Kentucky
Lea Wise, Kentucky
Joyce Walker, LSU
Eugenia Conner, Ole Miss
Mary Ostrowski, Tennessee
Paula Towns, Tennessee
Harriet Brumfield, Vanderbilt

1983

Cassandra Crumpton, Alabama
Becky Jackson, Auburn
Lori Monroe, Auburn
Tammy Jackson, Florida
Janet Harris, Georgia
Patty Jo Hedges, Kentucky
Valerie Still, Kentucky
Joyce Walker, LSU
Eugenia Conner, Ole Miss
Tonette Allen, Mississippi State
Tanya Haave, Tennessee
Lea Henry, Tennessee
Harriet Brumfield, Vanderbilt

1984

Carol Smith, Auburn
Becky Jackson, Auburn
Tammy Jackson, Florida
Teresa Edwards, Georgia
Janet Harris, Georgia
Leslie Nichols, Kentucky
Madeline Doucet, LSU
Joyce Walker, LSU
Eugenia Conner, Ole Miss
Jennifer Gillom, Ole Miss
Tanya Haave, Tennessee
Mary Ostrowski, Tennessee

1985

Carol Smith, Alabama
Brenda Hill, Auburn
Teresa Edwards, Georgia
Janet Harris, Georgia
Alisha Jones, LSU
Leslie Nichols, Kentucky
Eugenia Conner, Ole Miss
Jennifer Gillom, Ole Miss
Shelia Collins, Tennessee
Harriet Brumfield, Vanderbilt

1986

Carol Smith, Alabama
Mae Ola Bolton, Auburn
Vickie Orr, Auburn
Teresa Edwards, Georgia
Katrina McClain, Georgia
Leslie Nichols, Kentucky
Alisha Jones, LSU
Jennifer Gillom, Ole Miss
Bridgette Gordon, Tennessee
Jackie Cowan, Vanderbilt

1987

Mae Ola Bolton, Auburn
Vickie Orr, Auburn
Katrina McClain, Georgia
Sandy Harding, Kentucky
Lesa Thornton, LSU
Alisha Scott, Ole Miss
Kunshinge Sorrell, Mississippi State
Sheila Frost, Tennessee
Bridgette Gordon, Tennessee
Karen Booker, Vanderbilt

1988

FIRST TEAM

Tracey Rutledge, Alabama
Mae Ola Bolton, Auburn
Vickie Orr, Auburn
Sharon Stewart, Auburn
Belitta Croley, Kentucky
Kim Bullard, Ole Miss
Kimsey O'Neal, Ole Miss
Kunshinge Sorrell, Mississippi State
Sheila Frost, Tennessee
Bridgette Gordon, Tennessee

SECOND TEAM

Tammye Jenkins, Georgia
Sherelle Warren, Georgia
Karen Linder, LSU
Patricia Woods, LSU
Jodie Whitaker, Kentucky
Cynthia Autry, Ole Miss
Tonya Edwards, Tennessee
Dawn Marsh, Tennessee
Deborah Denton, Vanderbilt
Carolyn Peck, Vanderbilt

1989

FIRST TEAM

Carolyn Jones, Auburn
Vickie Orr, Auburn
Tammye Jenkins, Georgia
Pokey Chatman, LSU
Patricia Woods, LSU
Cynthia Autry, Ole Miss
Kimsey O'Neal, Ole Miss
Sheila Frost, Tennessee
Bridgette Gordon, Tennessee
Wendy Scholtens, Vanderbilt

SECOND TEAM

Laura Heard, Alabama
Ruthie Bolton, Auburn
Rhvonja Smith, Florida
Carla Green, Georgia
Adrienne Shuler, Georgia
Jodie Whitaker, Kentucky
Sophie Ratliff, Mississippi State
Phyllis Stafford, Mississippi State
Melissa McCray, Tennessee
Deborah Denton, Vanderbilt

1990

FIRST TEAM

Carolyn Jones, Auburn
Stacey Ford, Georgia
Lady Hardmon, Georgia
Tammye Jenkins, Georgia
Vanessa Foster-Sutton, Kentucky
Pokey Chatman, LSU
Jackie Martin, Ole Miss
Daedra Charles, Tennessee
Tonya Edwards, Tennessee
Wendy Scholtens, Vanderbilt

SECOND TEAM

Laura Vaughn, Alabama
Camille Ratledge, Florida
Rhvonja Smith, Florida
Sophia Witherspoon, Florida
Tracye Davis, Kentucky
Sheila Johnson, LSU
Michelle Hartzog, Ole Miss
Kimsey O'Neal, Ole Miss
Sophie Ratliff, Mississippi State
Dena Head, Tennessee

1991

FIRST TEAM

Linda Burgess, Alabama
C.C. Hayden, Auburn
Carolyn Jones, Auburn
Sophia Witherspoon, Florida
Stacey Ford, Georgia
Camille Lowe, Georgia
Pokey Chatman, LSU
Sheila Johnson, LSU
Daedra Charles, Tennessee
Dena Head, Tennessee
Wendy Scholtens, Vanderbilt

HONORABLE MENTION

Lady Hardmon, Georgia
Stacy McIntyre, Kentucky
Clara Jackson, Ole Miss
Charlotte Banks, Ole Miss
Donna Harris, Vanderbilt

1992

FIRST TEAM

Linda Burgess, Alabama
C.C. Hayden, Auburn
Lady Hardmon, Georgia
Barbara Henderson, LSU
Charlotte Banks, Ole Miss
Jackie Martin, Ole Miss
Marsha Williams, South Carolina
Peggy Evans, Tennessee
Dena Head, Tennessee
Heidi Gillingham, Vanderbilt

Auburn player Carolyn Jones was named first team All-SEC in 1989, 1990 and 1991.

ALL-SEC TEAMS

HONORABLE MENTION
Niesa Johnson, Alabama
Stacy McIntyre, Kentucky
Clara Jackson, Ole Miss
Lisa Scott, Mississippi State
Donna Harris, Vanderbilt

1993

FIRST TEAM
Niesa Johnson, Alabama
Lauretta Freeman, Auburn
Merlakia Jones, Florida
Jocelyn Mills, Kentucky
Cornelia Gayden, LSU
Clara Jackson, Ole Miss
Lisa Harrison, Tennessee
Tiffany Woosley, Tennessee
Heidi Gillingham, Vanderbilt
Shelley Jarrard, Vanderbilt

SECOND TEAM
Yolanda Watkins, Alabama
Danielette Coleman, Auburn
Latonya McGhee, Florida
Camille Lowe, Georgia
Stacey Reed, Kentucky
Charetta Robinson, Mississippi State
Marsha Williams, South Carolina
Peggy Evans, Tennessee
Nikki McCray, Tennessee
Julie Powell, Vanderbilt

1994

FIRST TEAM
Niesa Johnson, Alabama
Yolanda Watkins, Alabama
Merlakia Jones, Florida
Stacey Reed, Kentucky
Cornelia Gayden, LSU
Clara Jackson, Ole Miss
Shannon Johnson, South Carolina
Dana Johnson, Tennessee
Nikki McCray, Tennessee
Heidi Gillingham, Vanderbilt

SECOND TEAM
Betsy Harris, Alabama
Danielette Coleman, Auburn
La'Keshia Frett, Georgia
Deborah Reese, Georgia
Tedra Eberhart, Kentucky
Yolanda Moore, Ole Miss
Tiffany Booker, Mississippi State
Tiffany Woosley, Tennessee
Rhonda Blades, Vanderbilt
Julie Powell, Vanderbilt

1995

FIRST TEAM
Niesa Johnson, Alabama
Merlakia Jones, Florida
La'Keshia Freet, Georgia
Cornelia Gayden, LSU
Yolanda Moore, Ole Miss
Shannon Johnson, South Carolina
Michelle Marciniak, Tennessee
Nikki McCray, Tennessee
Dana Johnson, Tennessee
Sheri Sam, Vanderbilt

SECOND TEAM
Yolanda Watkins, Alabama
Stephanie Bloomer, Arkansas
Christy Smith, Arkansas
Kim Wilson, Arkansas
Monique Morehouse, Auburn
Kristen Mulligan, Auburn
Takilya Davis, Florida
Delisha Milton, Florida
Tracy Henderson, Georgia
Stacey Reed, Kentucky
Regan Seybert, Ole Miss
LaCharlotte Smith, Mississippi State
Angela Gorsica, Vanderbilt

1996

FIRST TEAM
Shalonda Enis, Alabama
Monique Morehouse, Auburn
DeLisha Milton, Florida
Saudia Roundtree, Georgia
LaíKeshia Frett, Georgia
Elaine Powell, LSU
Yolanda Moore, Ole Miss
Shannon Johnson, South Carolina
Chamique Holdsclaw, Tennessee
Sheri Sam, Vanderbilt

SECOND TEAM
Kimberly Wilson, Arkansas
Laticia Morris, Auburn
Murriel Page, Florida
Tracy Henderson, Georgia
Kim Denkins, Kentucky
Pietra Gay, LSU
Sharon Thompson, Mississippi State
LaCharlotte Smith, Mississippi State
Latina Davis, Tennessee
Michelle Marciniak, Tennessee
Mara Cunningham, Vanderbilt

1997

COACHES

FIRST TEAM
Dominique Canty, Alabama
Shalonda Enis, Alabama
DeLisha Milton, Florida
Murriel Page, Florida
La'Keshia Frett, Georgia
Tracy Henderson, Georgia
Kedra Holland-Corn, Georgia
Pietra Gay, LSU
Elaine Powell, LSU
Chamique Holdsclaw, Tennessee

SECOND TEAM
Yolanda Watkins, Alabama
Christy Smith, Arkansas
Kimberly Wilson, Arkansas
Laticia Morris, Auburn
Tara Williams, Auburn
Toni Gross, LSU
Lisa Miller, Ole Miss
Jemmye Ann Helms, Mississippi State
Nikki Miars, South Carolina
Abby Conklin, Tennessee
Na'Sheema Hillmon, Vanderbilt
Michelle Palmisano, Vanderbilt

AP

FIRST TEAM
Shalonda Enis, Alabama
DeLisha Milton, Florida
La'Keshia Frett, Georgia
Keda Holland-Corn, Georgia
Chamique Holdsclaw, Tennessee

SECOND TEAM
Dominique Canty, Alabama
Murriel Page, Florida
Tracy Henderson, Georgia
Pietra Gay, LSU
Elanie Powell, LSU

HONORABLE MENTION
Christy Smith, Arkansas
Laticia Morris, Auburn
Tara Williams, Auburn
Abby Conklin, Tennessee
Lisa Ostrom, Vanderbilt

1998

COACHES

FIRST TEAM
Dominique Canty, Alabama
Christy Smith, Arkansas
Conswella Sparrow, Auburn
Murriel Page, Florida
Kelly Miller, Georgia
Katrina Hibbert, LSU
Sharon Thompson, Mississippi State
Tamika Catchings, Tennessee
Chamique Holdsclaw, Tennessee
Na'Sheema Hillmon, Vanderbilt

SECOND TEAM
Brittney Ezell, Alabama
Tausha Mills, Alabama
Karyn Karlin, Arkansas
Tiffany Krantz, Auburn
Coco Miller, Georgia
Jaye Barnes, Kentucky
Tarsha Bethley, Ole Miss
Annie Lester, South Carolina
Semeka Randall, Tennessee
Lisa Ostrom, Vanderbilt

AP

FIRST TEAM
Dominique Canty, Alabama
Christy Smith, Arkansas
Murriel Page, Florida
Kelly Miller, Georgia
Tamika Catchings, Tennessee
Chamique Holdsclaw, Tennessee

SECOND TEAM
Conswella Sparrow, Auburn
Katrina Hibbert, LSU
Sharon Thompson, Mississippi State
Annie Lester, South Carolina
Semeka Randall, Tennessee

THIRD TEAM
Brittney Ezell, Alabama
Tausha Mills, Alabama
Karyn Karlin, Arkansas
Tarsha Bethley, Ole Miss
Na'Sheema Hillmon, Vanderbilt

1999

COACHES

FIRST TEAM
Dominique Canty, Alabama
Tasha Hamilton, Auburn
Conswella Sparrow, Auburn
Brandi McCain, Florida
Coco Miller, Georgia
Kelly Miller, Georgia
Katrina Hibbert, LSU
Tamika Catchings, Tennessee
Chamique Holdsclaw, Tennessee
Semeka Randall, Tennessee

SECOND TEAM
Karyn Karlin, Arkansas
Tonya Washington, Florida
Laura Meadows, Kentucky
Tiffany Wait, Kentucky
Latasha Dorsey, LSU
DeTrina White, LSU
Tarsha Bethley, Ole Miss
Jennifer Fambrough, Mississippi State
Annie Lester, South Carolina
Kellie Jolly, Tennessee

AP

FIRST TEAM
Dominique Canty, Alabama
Kelly Miller, Georgia
Tamika Catchings, Tennessee
Chamique Holdsclaw, Tennessee
Semeka Randall, Tennessee

SECOND TEAM
Karyn Karlin, Arkansas
Tasha Hamilton, Auburn
Conswella Sparrow, Auburn
Tonya Washington, Florida
Coco Miller, Georgia
DeTrina White, LSU
Jennifer Fambrough, Mississippi State

2000

COACHES

FIRST TEAM
LeCoe Willingham, Auburn
Tonya Washington, Florida
Kelly Miller, Georgia
Deana Nolan, Georgia
Marie Ferdinand, LSU
Katrina Hibbert, LSU
LaToya Thomas, Mississippi State
Tamika Catchings, Tennessee
Kara Lawson, Tennessee
Semeka Randall, Tennessee

ALL-SEC TEAMS

SECOND TEAM
Shondra Johnson, Alabama
Wendi Willits, Arkansas
Tiffany Travis, Florida
Tawana McDonald, Georgia
Coco Miller, Georgia
DeTrina White, LSU
Jennifer Fambrough, Mississippi State
Michelle Snow, Tennessee
Chantelle Anderson, Vanderbilt
Zuzana Klimesova, Vanderbilt

AP

FIRST TEAM
Kelly Miller, Georgia
Tawana McDonald, Georgia
Marie Ferdiand, LSU
LaToya Thomas, Mississippi State
Tamika Catchings, Tennessee

SECOND TEAM
LeCoe Willingham, Auburn
Tonya Washinton, Florida
Deanna Nolan, Georgia
Katrina Hibbert, LSU
DeTrina White, LSU
Kara Lawson, Tennessee
Semeka Randall, Tennessee

HONORABLE MENTION
Shondra Johnson, Alabama
Coco Miller, Georgia
Nitra Perry, Mississippi State
Michelle Snow, Tennessee
Chantelle Anderson, Vanderbilt

2001

COACHES

FIRST TEAM
Brandi McCain, Florida
Coco Miller, Georgia
Kelly Miller, Georgia
Marie Ferdinand, LSU
LaToya Thomas, Mississippi State
Gwen Jackson, Tennessee
Kara Lawson, Tennessee
Michelle Snow, Tennessee
Zuzana Klimesova, Vanderbilt
Chantelle Anderson, Vanderbilt

SECOND TEAM
Shondra Johnson, Alabama
Tombi Bell, Florida
Naomi Mobley, Florida
Deana Nolan, Georgia
Tawana McDonald, Georgia
Jennifer Fambrough, Mississippi State
Teresa Geter, South Carolina
Shaun Gortman, South Carolina
Tamika Catchings, Tennessee
Semeka Randall, Tennessee

AP

FIRST TEAM
Brandi McCain, Florida
Kelly Miller, Georgia
Marie Ferdinand, LSU
LaToya Thomas, Mississippi State
Chantelle Anderson, Vanderbilt

SECOND TEAM
Coco Miller, Georgia
Gwen Jackson, Tennessee
Kara Lawson, Tennessee
Michelle Snow, Tennessee
Zuzi Klimesova, Vanderbilt

THIRD TEAM
Wendi Willits, Arkansas
Tawana McDonald, Georgia
Deanna Nolan, Georgia
Tamika Chatchings, Tennessee
Semeka Randall, Tennessee

HONORABLE MENTION
Lori Nero, Auburn
Tombi Bell, Florida
Naomi Mobley, Florida
LaTonya McDole, Kentucky
Becky Myatt, Ole Miss
Kristen Clement, Tennessee
Ashley Robinson, Tennessee

2002

COACHES

FIRST TEAM
Vanessa Hayden, Florida
Kara Braxton, Georgia
Aiysha Smith, LSU
LaToya Thomas, Mississippi State
Tan White, Mississippi State
Shaun Gortman, South Carolina
Jocelyn Penn, South Carolina
Kara Lawson, Tennessee
Chantelle Anderson, Vanderbilt
Zuzi Klimesova, Vanderbilt

SECOND TEAM
Shondra Johnson, Alabama
Dana Cherry, Arkansas
Shameka Christon, Arkansas
Le'Coe Willingham, Auburn
Brandi McCain, Florida
Christi Thomas, Georgia
SeSe Helm, Kentucky
Doneeka Hodges, LSU
Michelle Snow, Tennessee
Ashley McElhiney, Vanderbilt

AP

FIRST TEAM
LaToya Thomas, Mississippi State
Shaunzinski Gortman, South Carolina
Kara Lawson, Tennessee
Chantelle Anderson, Vanderbilt
Zuzi Klimesova, Vanderbilt

SECOND TEAM
Tan White, Mississippi State
Brandi McCain, Florida
Vanessa Hayden, Florida
Kara Braxton, Georgia
Jocelyn Penn, South Carolina
Michelle Snow, Tennessee
Ashley McElhiney, Vanderbilt

HONORABLE MENTION
Dana Cherry, Arkansas
Shameka Christon, Arkansas
Aiysha Smith, LSU

2003

COACHES

FIRST TEAM
LaToya Thomas, Mississippi State
Jocelyn Penn, South Carolina
Kara Lawson, Tennessee
Gwen Jackson, Tennessee
Chantelle Anderson, Vanderbilt

SECOND TEAM
Shameka Christon, Arkansas
Christi Thomas, Georgia
Seimone Augustus, LSU
Tan White, Mississippi State
Jenni Benningfield, Vanderbilt

HONORABLE MENTION
Temeka Johnson, LSU
Aiysha Smith, LSU

AP

FIRST TEAM
LaToya Thomas, Mississippi State
Tan White, Mississippi State
Jocelyn Penn, South Carolina
Kara Lawson, Tennessee
Chantelle Anderson, Vanderbilt

SECOND TEAM
Shameka Christon, Arkansas
Christi Thomas, Georgia
Seimone Augustus, LSU
Gwen Jackson, Tennessee
Jenni Benningfield, Vanderbilt

THIRD TEAM
India Lewis, Arkansas
Natasha Brackett, Auburn
Rita Adams, Kentucky
Temeka Johnson, LSU
Aiysha Smith, LSU
Petra Ujhelyi, South Carolina
Crisitna Ciocan, South Carolina
Ashley McElhiney, Vanderbilt

2004

COACHES

FIRST TEAM
Shameka Christon, Arkansas
Le'Coe Willingham, Auburn
Vanessa Hayden, Florida
Christi Thomas, Georgia
Seimone Augustus, LSU
Temeka Johnson, LSU
Tan White, Mississippi State
Shyra Ely, Tennessee

SECOND TEAM
Monique Bivins, Alabama
Natasha Brackett, Auburn
Janese Hardrick, Georgia
Sara Potts, Kentucky
Doneeka Hodges, LSU
Armintie Price, Ole Miss
Shanna Zolman, Tennessee
Tasha Butts, Tennessee
Jenni Benningfield, Vanderbilt

AP

FIRST TEAM
Shameka Christon, Arkansas
Vanessa Hayden, Florida
Seimone Augustus, LSU
Tan White, Mississippi State
Shyra Ely, Tennessee

SECOND TEAM
Le'Coe Willingham, Auburn
Christi Thomas, Georgia
Sara Potts, Kentucky
Temeka Johnson, LSU
Armintie Price, Ole Miss
Jenni Benningfield, Vanderbilt

THIRD TEAM
Natasha Brackett, Auburn
Alexis Kendrick, Georgia
Tasha Butts, Tennessee
Carla Thomas, Vanderbilt

2005

COACHES

FIRST TEAM
Natasha Brackett, Auburn
Tasha Humphrey, Georgia
Seimone Augustus, LSU
Temeka Johnson, LSU
Armintie Price, Ole Miss
Tan White, Mississippi State
Shyra Ely, Tennessee
Ashley Earley, Vanderbilt

SECOND TEAM
Monique Bivins, Alabama
Bernice Mosby, Florida
Sara Potts, Kentucky
Sylvia Fowles, LSU
Amber Watts, Ole Miss
Shanna Zolman, Tennessee
Carla Thomas, Vanderbilt
Dee Davis, Vanderbilt

AP

FIRST TEAM
Tasha Humphrey, Georgia
Seimone Augustus, LSU
Temeka Johnson, LSU
Tan White, Mississippi State
Shyra Ely, Tennessee
Ashley Earley, Vanderbilt

SECOND TEAM
Natasha Brackett, Auburn
Berncie Mosby, Florida
Sara Potts, Kentucky
Sylvia Fowles, LSU

ALL-SEC TEAMS

Armintie Price, Ole Miss
Shanna Zolman, Tennessee
Carla Thomas, Vanderbilt
Dee Davis, Vanderbilt

2006

COACHES

FIRST TEAM

Dalila Eshe, Florida
Sherill Baker, Georgia
Tasha Humphrey, Georgia
Seimone Augustus, LSU
Sylvia Fowles, LSU
Armintie Price, Ole Miss
Candace Parker, Tennessee
Shanna Zolman, Tennessee
Dee Davis, Vanderbilt

SECOND TEAM

Navonda Moore, Alabama
Marita Payne, Auburn
Sha Brooks, Florida
Cori Chambers, Georgia
Samantha Mahoney, Kentucky
Scolanda Hoston, LSU
Melanie Johnson, South Carolina
Alexis Hornbuckle, Tennessee
Caroline Williams, Vanderbilt

AP

FIRST TEAM

Sherill Baker, Georgia
Tasha Humphrey, Georgia
Seimone Augustus, LSU
Sylvia Fowles, LSU
Armintie Price, Ole Miss

SECOND TEAM

Sha Brooks, Florida
Dalila Eshe, Florida
Cori Chambers, Georgia
Candace Parker, Tennessee
Shanna Zolman, Tennessee
Dee Davis, Vanderbilt

HONORABLE MENTION

DeWanna Bonner, Auburn
Marita Payne, Auburn
Sarah Elliott, Kentucky
Jennifer Humphrey, Kentucky
Samantha Mahoney, Kentucky
Scholanda Hoston, LSU
Liz Sherwood, Vanderbilt

2007

COACHES

FIRST TEAM

DeWanna Bonner, Auburn
Tasha Humphrey, Georgia
Sylvia Fowles, LSU
Armintie Price, Ole Miss
Alexis Hornbuckle, Tennessee
Candace Parker, Tennessee
Dee Davis, Vanderbilt
Carla Thomas, Vanderbilt

SECOND TEAM

Lauren Ervin, Arkansas
Marshae Dotson, Florida
Cori Chambers, Georgia
Sarah Elliott, Kentucky
Samantha Mahoney, Kentucky
Quianna Chaney, LSU
Sidney Spencer, Tennessee
Caroline Williams, Vanderbilt

AP

FIRST TEAM

Sylvia Fowles, LSU
Candace Parker, Tennessee
Armintie Price, Ole Miss
Tasha Humphrey, Georgia
Alexis Hornbuckle, Tennessee

SECOND TEAM

Carla Thomas, Vanderbilt
DeWanna Bonner, Auburn
Dee Davis, Vanderbilt
Lauren Ervin, Arkansas
Sarah Elliott, Kentucky

HONORABLE MENTION

Sha Brooks, Florida
Cori Chambers, Georgia
Quianna Chaney, LSU
Marshae Dotson, Florida
Jennifer Humphrey, Kentucky
Samantha Mahoney, Kentucky
Navonda Moore, Alabama
Sidney Spencer, Tennessee

2008

COACHES

FIRST TEAM

DeWanna Bonner, Auburn
Marshae Dotson, Florida
Tasha Humphrey, Georgia
Quianna Chaney, LSU
Sylvia Fowles, LSU
Alexis Hornbuckle, Tennessee
Candace Parker, Tennessee
Christina Wirth, Vanderbilt

SECOND TEAM

Ashley Houts, Georgia
Sarah Elliott, Kentucky
Samantha Mahoney. Kentucky
Erica White, LSU
Shawn Goff, Ole Miss
Demetress Adams, South Carolina
Shannon Bobbitt, Tennessee
Jennifer Risper, Vanderbilt

AP

FIRST TEAM

DeWanna Bonner, Auburn
Tasha Humphrey, Georgia
Quianna Chaney, LSU
Sylvia Fowles, LSU
Candace Parker, Tennessee

SECOND TEAM

Marshae Dotson, Florida
Ashley Houts, Georgia
Erica White, LSU
Shawn Goff, Ole Miss
Demetress Adams, South Carolina
Shannon Bobbitt ,Tennessee
Alexis Hornbuckle, Tennessee
Christina Wirth, Vanderbilt

HONORABLE MENTION

Brittney Vaughn, Arkansas
Sherell Hobbs, Auburn
Sarah Elliott, Kentucky
Samantha Mahoney. Kentucky
Jennifer Risper, Vanderbilt

2009

COACHES

FIRST TEAM

Whitney Boddie, Auburn
DeWanna Bonner, Auburn
Sha Brooks, Florida
Marshae Dotson, Florida
Allison Hightower, LSU
Bianca Thomas, Ole Miss
Alexis Rack, Mississippi State
Christinia Wirth, Vanderbilt

SECOND TEAM

C'eira Ricketts, Arkansas
Ashley Houts, Georgia
Angel Robinson, Georgia
Victoria Dunlap, Kentucky
Eleia Roddy, Kentucky
Angie Bjorklund, Tennessee
Shekinna Stricklen, Tennessee
Merideth Marsh, Vanderbilt
Jennifer Risper, Vanderbilt

AP

FIRST TEAM

Whitney Boddie, Auburn
DeWanna Bonner, Auburn
Sha Brooks, Florida
Allison Hightower, LSU
Christinia Wirth, Vanderbilt

SECOND TEAM

Marshae Dotson, Florida
Ashley Houts, Georgia
Victoria Dunlap, Kentucky
Bianca Thomas, Ole Miss
Alexis Rack, Mississippi State

HONORABLE MENTION

C'eira Ricketts, Arkansas
Sherell Hobbs, Auburn
Angel Robinson, Georgia
Eleia Roddy, Kentucky
Shawn Goff, Ole Miss
Angie Bjorklund, Tennessee
Shekinna Stricklen, Tennessee
Jennifer Risper, Vanderbilt

2010

COACHES

FIRST TEAM

Ashley Houts, Georgia
Victoria Dunlap, Kentucky
Allison Hightower, LSU
Bianca Thomas, Ole Miss
Alexis Rack, Mississippi State
Angie Bjorklund, Tennessee
Kelley Cain, Tennessee
Jence Rhoads, Vanderbilt

SECOND TEAM

Alli Smalley, Auburn
A'dia Mathies, Kentucky
LaSondra Barrett, LSU
Armelie Lumanu, Mississippi State
Kelsey Bone, South Carolina
Valerie Nainima, South Carolina
Shekinna Stricklen, Tennessee
Merideth Marsh, Vanderbilt

AP

FIRST TEAM

Victoria Dunlap, Kentucky
Allison Hightower, LSU
Bianca Thomas, Ole Miss
Angie Bjorklund, Tennessee
Kelley Cain, Tennessee

SECOND TEAM

Ashley Houts, Georgia
Alexis Rack, Mississippi State
Kelsey Bone, South Carolina
Shekinna Stricklen, Tennessee
Jence Rhoads, Vanderbilt

2011

COACHES

FIRST TEAM

Tierney Jenkins, Alabama
Alli Smalley, Auburn
Porsha Phillips, Georgia
Victoria Dunlap, Kentucky
LaSondra Barrett, LSU
Shekinna Stricklen, Tennessee
Glory Johnson, Tennessee
Jence Rhoads, Vanderbilt

SECOND TEAM

C'eira Ricketts, Arkansas
Sarah Watkins, Arkansas
Jasmine James, Georgia
A'dia Mathies, Kentucky
Kayla Melson, Ole Miss
Mary Kathryn Govero, Mississippi State
Iesia Walker, South Carolina
Meighan Simmons, Tennessee

AP

FIRST TEAM

Tierney Jenkins, Alabama
Porsha Phillips, Georgia
Victoria Dunlap, Kentucky
Glory Johnson, Tennessee

ALL-SEC TEAMS

Shekinna Stricklen, Tennessee

SECOND TEAM

C'eira Ricketts, Arkansas
LeSondra Barrett, LSU
Kayla Melson, Ole Miss
Meighan Simmons, Tennessee
Jence Rhoads, Vanderbilt

2012

COACHES

FIRST TEAM

C'eira Ricketts, Arkansas
Jennifer George, Florida
Anne Marie Armstrong, Georgia
A'dia Mathies, Kentucky
LaSondra Barrett, LSU
Glory Johnson, Tennessee
Shekinna Stricklen, Tennessee
Christina Foggie, Vanderbilt

SECOND TEAM

Sarah Watkins, Arkansas
Jasmine Hassell, Georgia
Valencia McFarland, Ole Miss
Diamber Johnson, Miss.State
La'Keisha Sutton, South Carolina
Ieasia Walker, South Carolina
Markeshia Grant, South Carolina
Jasmine Lister, Vanderbilt
Tiffany Clarke, Vanderbilt

AP

FIRST TEAM

C'eira Ricketts, Arkansas
A'dia Mathies, Kentucky
LaSondra Barrett, LSU
Glory Johnson, Tennessee
Shekinna Stricklen, Tennessee
Christina Foggie, Vanderbilt

SECOND TEAM

Jennifer George, Florida
Anne Marie Armstrong, Georgia
Jasmine Hassell, Georgia
Valencia McFarland, Ole Miss

HONORABLE MENTION

Khaalidah Miller, Georgia,
Bria Goss, Kentucky
Diamber Johnson, Mississippi State
Markeshia Grant, South Carolina
La[1]Keisha Sutton, South Carolina
Tiffany Clarke, Vanderbilt
Stephanie Holzer, Vanderbilt
Jasmine Lister, Vanderbilt

2013

COACHES

FIRST TEAM

Jasmine Hassell, Georgia
A'dia Mathies, Kentucky
DeNesha Stallworth, Kentucky
Theresa Plaisance, LSU
Ieasia Walker, South Carolina
Bashaara Graves, Tennessee
Meighan Simmons, Tennessee
Kelsey Bone, Texas A&M
Tiffany Clarke, Vanderbilt

SECOND TEAM

Hasina Muhammad, Auburn
Jennifer George, Florida
Jasmine James, Georgia
Samarie Walker, Kentucky
Adrienne Webb, LSU
Martha Alwal, Mississippi State
Bri Kulas, Missouri
Ashley Bruner, South Carolina
Aleighsa Welch, South Carolina
Adrienne Pratcher, Texas A&M
Jasmine Lister, Vanderbilt

AP

FIRST TEAM

A'dia Mathies, Kentucky
Kelsey Bone, Texas A&M
Meighan Simmons, Tennessee
Theresa Plaisance, LSU
Tiffany Clarke, Vanderbilt

SECOND TEAM

Jasmine Hassell, Georgia
Bashaara Graves, Tennessee
DaNesha Stallworth, Kentucky
Ieasia Walker, South Carolina
Hasina Muhammad, Auburn

HONORABLE MENTION

Martha Alwal, Mississippi State
Jaterra Bonds, Florida
Kristi Bellock, Texas A&M
Jennifer George, Florida
Jasmine James, Georgia
Jasmine Lister, Vanderbilt
Adrienne Pratcher, Texas A&M
Adrienne Webb, LSU
Aleighsa Welch, South Carolina

2014

COACHES

FIRST TEAM

Tyrese Tanner, Auburn
Jaterra Bonds, Florida
Theresa Plaisance, LSU
Martha Alwal, Mississippi State
Bri Kulas, Missouri
Aleighsa Welch, So. Carolina
Tiffany Mitchell, So. Carolina
Meighan Simmons, Tennessee
Isabelle Harrison, Tennessee
Courtney Walker, Texas A&M

SECOND TEAM

Jessica Jackson, Arkansas
Shacobia Barbee, Georgia
Jennifer O'Neill, Kentucky
DeNesha Stallworth, Kentucky
Tia Faleru, Ole Miss
Valencia McFarland, Ole Miss
Alaina Coates, South Carolina
Courtney Williams, Texas A&M
Jasmine Lister, Vanderbilt
Christina Foggie, Vanderbilt

AP

FIRST TEAM

Tiffany Mitchell, South Carolina
Isabelle Harrison, Tennessee
Meighan Simmons, Tennessee
Courtney Walker, Texas A&M
Martha Alwal, Mississippi State
Christina Foggie, Vanderbilt
Tia Faleru, Ole Miss

SECOND TEAM

Theresa Plaisance, LSU
Bri Kulas, Missouri
Aleighsa Welch, So. Carollina
Jaterra Bonds, Florida
Tyrese Tanner, Auburn

HONORABLE MENTION

Shacobia Barbee, Georgia
Alaina Coates, So. Carolina
Jessica Jackson, Arkansas
Valencia McFarland, Ole Miss
Jennifer O'Neill, Kentucky
DeNesha Stallworth, Kentucky

2015

COACHES

FIRST TEAM

Makayla Epps, Kentucky
Danielle Ballard, LSU
Tia Faleru, Ole Miss
Tiffany Mitchell, South Carolina
Aleighsa Welch, South Carolina
A'ja Wilson, South Carolina
Cierra Burdick, Tennessee
Isabelle Harrison, Tennessee
Courtney Walker, Texas A&M

SECOND TEAM

Jessica Jackson, Arkansas
Jennifer O'Neill, Kentucky
Jordan Frericks, Missouri
Martha Alwal, Mississippi State
Victoria Vivians, Mississippi State
Alaina Coates, South Carolina
Jordan Jones, Texas A&M
Courtney Williams, Texas A&M

AP

FIRST TEAM

Makayla Epps, Kentucky
Tia Faleru, Ole Miss
Tiffany Mitchell, South Carolina
A'ja Wilson, South Carolina
Courtney Walker, Texas A&M

SECOND TEAM

Jessica Jackson, Arkansas
Danielle Ballard, LSU
Victoria Vivians, Mississippi State
Cierra Burdick, Tennessee
Isabelle Harrison, Tennessee
Alaina Coates, South Carolina
Aleighsa Welch, South Carolina

HONORABLE MENTION

Jennifer O'Neill, Kentucky
Jordan Frericks, Missouri
Courtney Williams, Texas A&M

2016

COACHES

FIRST TEAM

Jessica Jackson, Arkansas
Shacobia Barbee, Georgia
Makayla Epps, Kentucky
Victoria Vivians, Mississippi State
Alaina Coates, South Carolina
Tiffany Mitchell, South Carolina
A'ja Wilson, South Carolina
Courtney Walker, Texas A&M

SECOND TEAM

Ronni Williams, Florida
Tiaria Griffin, Georgia
Evelyn Akhator, Kentucky
Janee Thompson, Kentucky
Sophie Cunningham, Missouri
Jordan Frericks, Missouri
Jordan Jones, Texas A&M
Courtney Williams, Texas A&M

AP

FIRST TEAM

A'ja Wilson, South Carolina
Courtney Walker, Texas A&M
Tiffany Mitchell, South Carolina
Makayla Epps, Kentucky
Alaina Coates, South Carolina
Victoria Vivians, Mississippi State

SECOND TEAM

Jessica Jackson, Arkansas
Shacobia Barbee, Georgia
Ronni Williams, Florida
Tra'Cee Tanner, Auburn
Bashaara Graves, Tennessee
Evelyn Akhator, Kentucky
Diamond DeShields, Tennessee

HONORABLE MENTION

Sophie Cunningham, Missouri
Dominique Dillingham, Mississippi State
Jordan Frericks, Missouri
Tiaria Griffin, Georgia
Alexis Hyder, LSU
Janee Thompson, Kentucky
Courtney Williams, Texas A&M

From 1989 to 1997 the Coaches All-SEC team was sponsored by The Tennessean. The Associated Press started their own All-SEC team in 1997.

SEC ALL-FRESHMAN TEAMS

1987

Lisa Born, Florida
Sherelle Warren, Georgia
Kimsey O'Neal, Ole Miss
Tonya Edwards, Tennessee
Renae Sallquist, Vanderbilt

1988

FIRST TEAM

Patrena Scruggs, Auburn
Tammye Jenkins, Georgia
Dana Chatman, LSU
Kris Durham, Tennessee
Wendy Scholtens, Vanderbilt

SECOND TEAM

Michelle Smith, Alabama
Kim Berry, Georgia
Adrienne Shuler, Georgia
Teena Bender, Ole Miss
Jackie Martin, Ole Miss

1989

FIRST TEAM

Lady Hardmon, Georgia
Kristi Cushenberry, Kentucky
Barbara Henderson, LSU
Dena Head, Tennessee
Lisa King, Vanderbilt

SECOND TEAM

Stacey Franklin, Alabama
Amy Lannom, Alabama
Erika Lang, Florida
Lisa Scott, Mississippi State
Jade Huntington, Vanderbilt

1990

Camille Lowe, Georgia
Kristen Goehring, Ole Miss
Lisa Harrison, Tennessee
Donna Harris, Vanderbilt
Misty Lamb, Vanderbilt

HONORABLE MENTION

LaTonya McGhee, Florida
Jocelyn Mills, Kentucky

1991

Deborah Carter, Georgia
Clara Jackson, Ole Miss
Peggy Evans, Tennessee
Nikki Caldwell, Tennessee
Julie Powell, Vanderbilt

1992

Niesa Johnson, Alabama
Merlakia Jones, Florida
Dana Johnson, Tennessee
Tiffany Woosley, Tennessee
Mara Cunningham, Vanderbilt

1993

Yolanda Watkins, Alabama
Kristen Mulligan, Auburn
Nakia Hill, Georgia
Roberta LaCaze, LSU
Latina Davis, Tennessee

1994

Kimberly Wilson, Arkansas
DeLisha Milton, Florida
La'Keshia Frett, Georgia
Tracy Henderson, Georgia
Pashen Thompson, Tennessee

1995

Christy Smith, Arkansas
Murriel Page, Florida
Sharon Thompson, Mississippi State
Tiffani Johnson, Tennessee
Na'Sheema Hillmon, Vanderbilt

1996

Dominique Canty, Alabama
Shaka Massey, Arkansas
Sytia Messer, Arkansas
Pam Irwin, Georgia
Chamique Holdsclaw, Tennessee

1997

Karyn Karlin, Arkansas
Tiffany Krantz, Auburn
Katrina Hibbert, LSU
Tiffany Adkins, Ole Miss
Annie Lester, South Carolina

1998

Coco Miller, Georgia
Kelly Miller, Georgia
Laura Meadows, Kentucky
Tamika Catchings, Tennessee
Semeka Randall, Tennessee

1999

SEC did not pick an All-Freshman team

2000

LeCoe Willingham, Auburn
LaToya Thomas, Mississippi State
Kara Lawson, Tennessee
Gwen Jackson, Tennessee
Chantelle Anderson, Vanderbilt

2001

Shameka Christon, Arkansas
Vanessa Hayden, Florida
Christi Thomas, Georgia
Selia Helm, Kentucky
Ashley Robinson, Tennessee

2002

Natasha Brackett, Auburn
Kara Braxton, Georgia
Ebony Felder, Georgia
Tan White, Mississippi State
Shyra Ely, Tennessee
Loree Moore, Tennessee

2003

Ruby Vaden, Arkansas
Bernice Mosby, Florida
Alexis Kendrick, Georgia
Seimone Augustus, LSU
Shanna Zolman, Tennessee

2004

Kate Mastin, Alabama
Kristin Peoples, Arkansas
Janese Hardrick, Georgia
Cori Chambers, Georgia
Armintie Price, Ole Miss
Lauren Simms, South Carolina
Sidney Spencer, Tennessee
Carla Thomas, Vanderbilt

2005

Alexis Ogubie, Auburn
Megan Darrah, Georgia
Tasha Humphrey, Georgia
Sarah Elliott, Kentucky
Samantha Mahoney, Kentucky
Quianna Chaney, LSU
Sylvia Fowles, LSU
Alexis Hornbuckle, Tennessee
Nicky Anosike, Tennessee

2006

DeWanna Bonner, Auburn
KeKe Carrier, Auburn
Sha Brooks, Florida
Marshae Dotson, Florida
Carly Ormerod, Kentucky
Robin Porter, Mississippi State
Demetress Adams, South Carolina
Candace Parker, Tennessee

2007

Donica Cosby, Arkansas
Jordan Greenleaf, Auburn
Ashley Houts, Georgia
Christy Marshall, Georgia
Angel Robinson, Georgia
Allison Hightower, LSU
Alliesha Easley, Ole Miss
Alexis Rack, Mississippi State

2008

Tierney Jenkins, Alabama
Alli Smalley, Auburn
Angela Puleo, Georgia
Victoria Dunlap, Kentucky
Amber Smith, Kentucky
Mary Kathryn Govero, Mississippi State
Angie Bjorklund, Tennessee
Jence Rhoads, Vanderbilt
Hannah Tuomi, Vanderbilt

2009

Ericka Russell, Alabama
Lyndsay Harris, Arkansas
C'eira Ricketts, Arkansas
Trumae Lucas, Florida
LaSondra Barrett, LSU
Lakeisha Sutton, South Carolina
Shekinna Stricklen, Tennessee
Glory Johnson, Tennessee

2010

Morgan Toles, Auburn
Jennifer George, Florida
Jasmine Hassell, Georgia
Jasmine James, Georgia
A'dia Mathies, Kentucky
Kelsey Bone, South Carolina
Elan Brown, Vanderbilt
Tiffany Clarke, Vanderbilt

2011

Kaneisha Horn, Alabama
Jaterra Bonds, Florida
Khaalidah Miller, Georgia
Bernisha Pinkett, Kentucky
Valencia Mcfarland, Ole Miss
Meighan Simmons, Tennessee
Jasmine Lister, Vanderbilt
Stephanie Holzer, Vanderbilt
Tiffany Clarke, Vanderbilt

2012

Calli Berna, Arkansas
Hasina Muhammad, Auburn
Erika Ford, Georgia
Bria Goss, Kentucky
Martha Alwal, Mississippi State
Aleighsa Welch, South Carolina
Ariel Massengale, Tennessee
Kady Schrann, Vanderbilt

2013

Sydney Moss, Florida
Shacobia Barbee, Georgia
Danielle Ballard, LSU
Lianna Doty, Missouri
Tiffany Mitchell, South Carolina
Bashaara Graves, Tennessee
Courtney Walker, Texas A&M
Heather Bowe, Vanderbilt

2014

Ashley Williams, Alabama
Jessica Jackson, Arkansas
Brandy Montgomery, Auburn
Ronni Williams, Florida
Linnae Harper, Kentucky
Raigyne Moncrief, LSU
Breanna Richardson, Mississippi State
Alaina Coates, South Carolina
Andraya Carter, Tennessee

2015

Haley Lorenzen, Florida
Mackenzie Engram, Georgia
Alexis Jennings, Kentucky
A'Queen Hayes, Ole Miss
Victoria Vivians, Mississippi State
Morgan Williams, Mississippi State
A'ja Wilson, South Carolina
Rebekah Dahlman, Vanderbilt

2016

Eleanna Christinaki, Florida
Caliya Robinson, Georgia
Maci Morris, Kentucky
Teaira McCowan, Mississippi State
Sophie Cunningham, Missouri
Cierra Porter, Missouri
Te'a Cooper, Tennessee
Anriel Howard, Texas A&M

From 1987 to 1997 the All-Freshman team was sponsored by The Tennessean.

SEC ALL-DEFENSIVE

2008

Brittney Vaughn, Arkansas
Sylvia Fowles, LSU
Demetress Adams, South Carolina
Alexis Hornbuckle, Tennessee
Jennifer Risper, Vanderbilt

2009

DeWanna Bonner, Auburn
Allison Hightower, LSU
Chanel Mokango, Mississippi State
Armelie Lumanu, Mississippi State
Jennifer Risper, Vanderbilt

2010

Victoria Dunlap, Kentucky
Allison Hightower, LSU
Armelie Lumanu, Mississippi State
Chanel Mokango, Mississippi State
Kelley Cain, Tennessee

2011

Tierney Jenkins, Alabama
Meredith Mitchell, Georgia
Victoria Dunlap, Kentucky
A'dia Mathies, Kentucky
Katherine Graham, LSU
Glory Johnson, Tennessee

2012

Anne Marie Armstrong, Georgia
A'dia Mathies, Kentucky
Porsha Porter, Mississippi State
Glory Johnson, Tennessee
La'Keisha Sutton, South Carolina

2013

Jennifer George, Florida
Shacobia Barbee, Georgia
Samarie Walker, Kentucky
Danielle Ballard, LSU
Theresa Plaisance, LSU
Martha Alwal, Mississippi State
Ieasia Walker, South Carolina

2014

Tyrese Tanner, Auburn
Hasina Muhammad, Auburn
Shacobia Barbee, Georgia
Martha Alwal, Mississippi St.
Elem Ibiam, South Carolina
Tiffany Mitchell, South Carolina
Jordan Jones, Texas A&M

2015

Linnae Harper, Kentucky
Danielle Ballard, LSU
Martha Alwal, Mississippi State
Alaina Coates, South Carolina
Jordan Jones, Texas A&M

2016

Simone Westbrook, Florida
Shacobia Barbee, Georgia
Dominique Dillingham, Mississippi State
A'ja Wilson, South Carolina
Jordan Jones, Texas A&M

SEC PLAYERS OF THE WEEK

1985

Jan. 14	Janet Harris, Georgia
Jan. 21	Alisha Jones, LSU
Jan. 29	Shelia Collins, Tennessee
Feb. 5	Jennifer Gillom, Ole Miss
Feb. 12	Teresa Edwards, Georgia
Feb. 19	Keturah Bell, Florida

1986

Jan. 14	Sandra Rushing, Alabama
	Katrina McClain, Georgia
Jan. 21	Janna Bragg, Florida
Jan. 28	Karen Booker, Vanderbilt
	Teresa Edwards, Georgia
Feb. 4	Keturah Bell, Florida
	Ann Lashley, Mississippi State

1987

Jan. 12	Karen Booker, Vanderbilt
Jan. 19	Alisha Scott, Ole Miss
Jan. 27	Sheila Frost, Tennessee
	Sandy Harding, Kentucky
Feb. 3	Katrina McClain, Georgia
	Kunshinge Sorrell, Mississippi State
Feb. 10	Katrina McClain, Georgia
Feb. 17	Katrina McClain, Georgia

1988

Jan. 6	Kunshinge Sorrell, Mississippi State
Jan. 12	Vickie Orr, Auburn
Jan. 19	Cynthia Autry, Ole Miss
Jan. 26	Bridgette Gordon, Tennessee
Feb. 2	Wendy Scholtens, Vanderbilt
Feb. 9	April Delley, LSU
Feb. 16	Bridgette Gordon, Tennessee

1989

Dec. 12	Pokey Chatman, LSU
Dec. 19	Bridgette Gordon, Tennessee
Jan. 9	Wendy Scholtens, Vanderbilt
Jan. 16	Wendy Scholtens, Vanderbilt
Jan. 23	Pokey Chatman, LSU
Jan. 30	Bridgette Gordon, Tennessee
Feb. 6	Sherryl Robinson, Mississippi State
Feb. 13	Jodie Whitaker, Kentucky
Feb. 20	Adrienne Shuler, Georgia
Feb. 27	Bridgette Gordon, Tennessee

1990

Dec. 4	Sophie Ratliff, Mississippi State
Dec. 11	Wendy Scholtens, Vanderbilt
Dec. 18	Wendy Scholtens, Vanderbilt
Jan. 8	Carolyn Jones, Auburn
Jan. 15	Wendy Scholtens, Vanderbilt
Jan. 22	Tonya Edwards, Tennessee
Jan. 29	Lady Hardmon, Georgia
Feb. 5	Daedra Charles, Tennessee
Feb. 12	Kristen Goehring, Ole Miss
Feb. 19	Pokey Chatman, LSU
Feb. 26	Wendy Scholtens, Vanderbilt

1991

Dec.	Pokey Chatman, LSU
	(Player of the Month)
Jan. 7	C.C. Hayden, Auburn
Jan. 14	Linda Burgess, Alabama
Jan. 21	Carolyn Jones, Auburn
	Camille Lowe, Georgia
Jan. 28	Wendy Scholtens, Vanderbilt
Feb. 4	Dena Head, Tennessee
Feb. 11	Pokey Chatman, LSU
Feb. 18	Carolyn Jones, Auburn
Feb. 25	Daedra Charles, Tennessee

1992

Dec.	Marsha Williams, South Carolina
	(Player of the Month)
Jan. 6	Merlakia Jones, Florida
Jan. 13	Sha Hopson, Arkansas
Jan. 20	Clara Jackson, Ole Miss
Jan. 27	C.C. Hayden, Auburn
Feb. 3	Barbara Henderson, LSU
Feb. 10	Charlotte Banks, Ole Miss
Feb. 17	C.C. Hayden, Auburn
Feb. 24	Cornelia Gayden, LSU
Mar. 2	Linda Burgess, Alabama
	Peggy Evans, Tennessee

1993

Dec.	Lauretta Freeman, Auburn
	(Player of the Month)
Jan. 4	Julie Powell, Vanderbilt
Jan. 11	Merlakia Jones, Florida
Jan. 18	Lisa Harrison, Tennessee
Jan. 25	Charetta Robinson, Mississippi State
Feb. 1	Lisa Harrison, Tennessee
Feb. 8	Heidi Gillingham, Vanderbilt
Feb. 15	Niesa Johnson, Alabama
Feb. 22	Lauretta Freeman, Auburn
Mar. 1	Jocelyn Mills, Kentucky

1994

Dec.	Cornelia Gayden, LSU
	(Player of the Month)
Jan. 10	Merlakia Jones, Florida
Jan. 17	Shannon Johnson, South Carolina
Jan. 24	Stacey Reed, Kentucky
Jan. 31	Shannon Johnson, South Carolina
Feb. 7	Tiffany Woosley, Tennessee
Feb. 14	Clara Jackson, Ole Miss
Feb. 21	La'Keshia Frett, Georgia
Feb. 28	Cornelia Gayden, LSU

1995

Dec.	Dana Johnson, Tennessee
	(Player of the Month)
Jan. 9	Cornelia Gayden, LSU
Jan. 16	Cornelia Gayden, LSU
Jan. 23	Merlakia Jones, Florida
Jan. 30	Christy Smith, Arkansas
Feb. 6	Michelle Marciniak, Tennessee
Feb. 13	Cornelia Gayden, LSU
Feb. 20	Saudia Roundtree, Georgia
Feb. 27	DeLisha Milton, Florida

1996

Dec. 4	Chamique Holdsclaw, Tennessee
Dec. 12	Yolanda Moore, Ole Miss
Dec. 19	La'Keshia Frett, Georgia
Jan. 2	Shalonda Enis, Alabama
Jan. 8	Sharon Thompson, Mississippi State
Jan. 15	Elaine Powell, LSU
Jan. 22	Saudia Roundtree, Georgia
Jan. 29	Chamique Holdsclaw, Tennessee
Feb. 5	Shannon Johnson, South Carolina
Feb. 12	Murriel Page, Florida

SEC PLAYERS OF THE WEEK

Feb. 19 Sheri Sam, Vanderbilt
Feb. 26 Chamique Holdsclaw, Tennessee

1997

Dec. 1 Pietra Gay, LSU
Dec. 8 Kedra Holland-Corn, Georgia
Dec. 15 DeLisha Milton, Florida
Jan. 5 DeLisha Milton, Florida
Jan. 12 Pietra Gay, LSU
Jan. 19 Tiffani Johnson, Tennessee
Jan. 26 DeLisha Milton, Florida
Feb. 2 Pam Irwin, Georgia
Feb. 9 Tara Williams, Auburn
Feb. 16 Shalonda Enis, Alabama
Feb. 23 Elaine Powell, LSU

1998

Dec. 1 Chamique Holdsclaw, Tennessee
Dec. 8 Coco Miller, Georgia
Dec. 15 Jaye Barnes, Kentucky
Jan. 5 Chamique Holdsclaw, Tennessee
Jan. 12 Christy Smith, Arkansas
Jan. 19 Murriel Page, Florida
Jan. 26 Tamika Catchings, Tennessee
Feb. 2 Murriel Page, Florida
Feb. 9 Dominique Canty, Alabama
Feb. 16 Katrina Hibbert, LSU
Feb. 23 Kelly Miller, Georgia

1999

Nov. 23 Tarsha Bethley, Ole Miss
Nov. 29 Conswella Sparrow, Auburn
Dec. 7 Chamique Holdsclaw, Tennessee
Dec. 14 Brandi McCain, Florida
Jan. 4 Kelly Miller, Georgia
Jan. 12 Chamique Holdsclaw, Tennessee
Jan. 18 Nettie Respondek, Vanderbilt
Jan. 25 LaTasha Dorsey, LSU
Feb. 1 Jennifer Fambrough, Mississippi State
Feb. 9 Tiffany Wait, Kentucky
Feb. 15 Dominique Canty, Alabama
Feb. 22 Katrina Hibbert, LSU

2000

Nov. 22 Tawana McDonald, Georgia
Nov. 30 Tamika Catchings, Tennessee
Dec. 6 April Brown, LSU
Katrina Hibbert, LSU
Dec. 13 Dana Cherry, Arkansas
Jan. 3 LaTonya McDole, Kentucky
Jan. 10 Zuzi Klimesova, Vanderbilt
Jan. 17 LeCoe Willingham, Auburn
Jan. 24 Deana Nolan, Georgia
Jan. 31 Katrina Hibbert, LSU
Kara Lawson, Tennessee
Feb. 7 Karyn Karlin, Arkansas
Feb. 14 Kelly Miller, Georgia
Feb. 21 Annie Lester, South Carolina
Feb. 28 Coco Miller, Georgia
Marie Ferdinand, LSU

2001

Nov. 20 Becky Myatt, Ole Miss
Nov. 27 LaToya Thomas, Mississippi State
Dec. 4 Brandi McCain, Florida
Dec. 11 Tasha Hamilton, Auburn
Dec. 18 Marie Ferdinand, LSU
Jan. 3 Kelly Miller, Georgia
Jan. 8 Teresa Geter, South Carolina
Jan. 15 Semeka Randall, Tennessee
Jan. 22 Wendi Willits, Arkansas
Jan. 29 Vanessa Hayden, Florida
Feb. 5 Gwen Jackson, Tennessee
Feb. 12 Coco Miller, Georgia
Feb. 19 LaToya Thomas, Mississippi State
Feb. 26 Brandi McCain, Florida

2002

Nov.19 Zuzana Klimesova, Vanderbilt
Nov. 26 Kelly Morrone, South Carolina
Shaun Gortman, South Carolina
Dec. 3 Chantelle Anderson, Vanderbilt
Dec. 10 Vanessa Hayden, Florida
Dec.17 Tia Miller, Auburn
Dec. 29 Tan White, Mississippi State
Jan. 3 Vanessa Hayden, Florida
Jan. 7 Cristina Ciocan, South Carolina
Jan. 14 LaToya Thomas, Mississippi State
Jan. 22 Zuzana Klimesova, Vanderbilt
Jan. 28 Monique Cardenas, Florida
Feb. 4 LaToya Thomas, Mississippi State
Feb. 11 Kara Lawson, Tennessee
Feb. 18 Aiysha Smith, LSU
Feb. 25 LaToya Thomas, Mississippi State

2003

Nov. 18 LaToya Thomas, Mississippi State
Nov. 25 India Lewis, Arkansas
Dec. 2 Jocelyn Penn, South Carolina
Dec. 9 Natasha Brackett, Auburn
Dec. 16 Beth Vice, Alabama
Dec. 23 Bernice Mosby, Florida
Dec. 30 Jocelyn Penn, South Carolina
Jan. 6 Kara Lawson, Tennessee
Jan. 13 Shameka Christon, Arkansas
Jan. 19 Christi Thomas, Georgia
Jan. 20 Gwen Jackson, Tennessee
Jan. 27 Seimone Augustus, LSU
Feb. 3 Sherill Baker, Georgia
Feb. 10 Aiysha Smith, LSU
Feb. 17 LaToya Thomas, Mississippi State
Feb. 24 Chantelle Anderson, Vanderbilt

2004

Nov. 17 SeSe Helm, Kentucky
Nov. 24 Armintie Price, Ole Miss
Dec. 1 Shyra Ely, Tennessee
Dec. 8 Vanessa Hayden, Florida
Dec. 15 Temeka Johnson, LSU
Dec. 22 Jenni Benningfield, Vanderbilt
Dec. 29 Seimone Augustus, LSU
Jan. 5 Christi Thomas, Georgia
Jan. 12 Shameka Christon, Arkansas
Jan. 19 Shyra Ely, Tennessee
Jan. 26 Tashia Moredhead, Florida
Feb. 2 Shameka Christon, Arkansas
Marita Payne, Auburn
Feb. 9 Temeka Johnson, LSU
Feb. 16 Carla Thomas, Vanderbilt
Feb. 24 Vanessa Hayden, Florida

2005

Nov. 22 Tasha Humphrey, Georgia
Nov. 29 Natasha Brackett, Auburn
Dec. 6 Tan White, Mississippi State
Dec. 13 Bernice Mosby, Florida
Dec. 21 Seimone Augustus, LSU
Dec. 27 Armintie Price, Ole Miss
Jan. 3 Tasha Humphrey, Georgia
Jan. 10 Tamia Williams, Florida
Alexis Hornbuckle, Tennessee
Jan. 17 Sarah Elliott, Kentucky
Jan. 24 Tasha Humphrey, Georgia
Jan. 31 Abi Ramsey, Vanderbilt
Feb. 7 Marita Payne, Auburn
Feb. 14 Seimone Augustus, LSU
Feb. 21 Armintie Price, Ole Miss
Feb. 28 Dee Davis, Vanderbilt

2006

Nov. 21 Seimone Augustus, LSU
Nov. 28 Armintie Price, Ole Miss
Dec. 5 Shanna Zolman, Tennessee
Dec. 12 Brittany Davis, Florida
Dec. 19 Sylvia Fowles, LSU
Armintie Price, Ole Miss
Dec. 26 Demetress Adams, South Carolina
Jan. 2 Sylvia Fowles, LSU
Jan. 10 Tasha Humphrey, Georgia
Jan. 16 Candace Parker, Tennessee
Jan. 23 Seimone Augustus, LSU
Jan. 30 Sylvia Fowles, LSU
Feb. 6 Sylvia Fowles, LSU
Tasha Humphrey, Georgia
Feb. 13 Seimone Augustus, LSU
Feb. 20 Shanna Zolman, Tennessee
Feb. 27 Sherill Baker, Georgia
Seimone Augustus, LSU

2007

Nov. 13 Melanie Johnson, South Carolina
Nov. 20 Candace Parker, Tennessee
Nov. 27 Candace Parker, Tennessee
Dec. 4 Armintie Price, Ole Miss
Dec. 11 Sylvia Fowles, LSU
Dec. 18 Brittney Vaughn, Arkansas
Dec. 23 Iva Sliskovic, South Carolina
Jan. 1 DeWanna Bonner, Auburn
Jan. 7 Armintie Price, Ole Miss
Candace Parker, Tennessee
Jan. 15 Armintie Price, Ole Miss
Jan. 22 Tasha Humphrey, Georgia
Jan. 29 Tasha Humphrey, Georgia
Feb. 5 Armintie Price, Ole Miss
Feb. 12 Candace Parker, Tennessee
Feb. 19 Caroline Williams, Vanderbilt
Feb. 26 Candace Parker, Tennessee

2008

Nov. 11 Brittaney Thomas, Florida
Nov. 18 Candace Parker, Tennessee
Nov. 25 Whitney Boddie, Auburn
Dec. 2 Lauren Ervin, Arkansas
Dec. 9 Demetress Adams, South Carolina
Dec. 16 Candace Parker, Tennessee
Dec. 22 Depree Bowden, Florida
Dec. 30 Lauren Ervin, Arkansas
Jan. 6 Quianna Chaney, LSU
Jan. 13 Sylvia Fowles, LSU
Jan. 20 Candace Parker, Tennessee
Jan. 27 Sylvia Fowles, LSU
Feb. 3 Quianna Chaney, LSU
Feb. 10 Sylvia Fowles, LSU
Feb. 17 Syvlia Fowles, LSU
Feb. 24 Tasha Humphrey, Georgia
Feb. 29 Merideth Marsh, Vanderbilt

SEC PLAYERS OF THE WEEK

2009

Nov. 17 DeWanna Bonner, Auburn
Nov . 24 Sha Brooks, Florida
Dec. 1 Ashley Houts, Georgia
Dec. 8 Whitney Boddie, Auburn
Dec. 15 Alexis Rack, Mississippi State
Dec. 22 Sha Brooks, Florida
Dec. 29 No Games Played
Jan. 5 Victoria Dunlap, Kentucky
Jan. 12 DeWanna Bonner, Auburn
Jan. 19 Marshae Dotson, Florida
Jan. 26 DeWanna Bonner, Auburn
Feb. 2 Porsha Phillips, Georgia
Feb. 9 Sha Brooks, Florida
Feb. 16 Christina Wirth, Vanderbilt
Feb. 23 Charity Ford, Arkansas
Mar. 2 Ashley Houts, Georgia

2010

Nov. 15 Shekinna Stricklen, Tennessee
Nov. 22 Alexis Rack, Mississippi State
Nov. 29 Merideth Marsh, Vanderbilt
Dec. 6 Shekinna Stricklen, Tennessee
Dec. 13 Allison Hightower, LSU
Alexis Rack, Mississippi State
Dec. 20 Victoria Dunlap, Kentucky
Dec. 27 No Games Played
Jan. 3 Allison Hightower, LSU
Jan. 10 KeKe Carrier, Auburn
Jan. 17 Bianca Thomas, Ole Miss
Jan. 24 Nikki Byrd, Ole Miss
Jan. 31 Victoria Dunlap, Kentucky
Feb. 7 Victoria Dunlap, Kentucky
Feb. 14 Angie Bjorklund, Tennessee
Feb. 21 Victoria Dunlap, Kentucky
Feb. 28 Shekinna Stricklen, Tennessee

2011

Nov. 14 Tierney Jenkins, Alabama
Nov. 21 Victoria Dunlap, Kentucky
Nov. 28 Glory Johnson, Tennessee
Dec. 5 C'eira Ricketts, Arkansas
Dec. 12 Victoria Dunlap, Kentucky
Hannah Tuomi, Vanderbilt
Dec. 19 C'eira Ricketts, Arkansas
Dec. 22 Keyla Snowden, Kentucky
Jan. 2 Glory Johnson, Tennessee
Jan. 9 Sarah Watkins, Arkansas
Jan. 16 Blanche Alverson, Auburn
Jan. 23 LaSondra Barrett, LSU
Jan. 30 Glory Johnson, Tennessee
Feb. 6 Stephanie Holzer, Vanderbilt
Feb. 13 Shekinna Stricklen, Tennessee
Feb. 20 Erika Russell, Alabama
Feb. 27 Glory Johnson, Tennessee

2012

Nov. 11 C'eira Ricketts, Arkansas
Nov. 14 Jasmine James, Georgia
Nov. 21 Jasmine Lister, Vanderbilt
Nov. 28 A'dia Mathies, Kentucky
Christina Foggie, Vanderbilt
Dec. 6 A'dia Mathies, Kentucky
Dec. 12 La'Keisha Sutton, South Carolina
Dec. 19 Jennifer George, Florida
Dec. 26 Glory Johnson, Tennessee
Jan. 2 Glory Johnson, Tennessee
Jan. 9 A'dia Mathies, Kentucky
Jan. 16 Sarah Watkins, Arkansas
Jan. 23 Christina Foggie, Vanderbilt
Jan. 30 Markeshia Grant, South Carolina
Feb. 6 Anne Marie Armstrong, Georgia
Feb. 13 Shekinna Stricklen, Tennessee
Feb. 20 Meredith Mitchell, Georgia

2013

Nov. 12 Tyrese Tanner, Auburn
Nov. 19 Daisha Simmons, Alabama
Nov. 26 Keira Peak, Arkansas
Dec. 3 Meighan Simmons, Tennessee
Dec. 10 DeNesha Stallworth, Kentucky
Dec. 17 Hasina Muhammad, Auburn
Dec. 24 Kelsey Bone, Texas A&M
Dec. 31 Valencia McFarland, Ole Miss
Jan. 7 Kelsey Bone, Texas A&M
Jan. 14 Jasmine Hassell, Georgia
Jan. 21 A'dia Mathies, Kentucky
Jan. 28 Ieasia Walker, South Carolina
Feb. 4 Khaalidah Miller, Georgia
Feb. 11 A'dia Mathies, Kentucky
Feb. 18 Kelsey Bone, Texas A&M
Feb. 25 Tiffany Clarke, Vanderbilt
Mar. 4 Cierra Burdick, Tennessee

2014

Nov. 11: DaShawn Harden, LSU
Nov. 18: Ariel Massengale, Tennessee
Nov. 25: Tia Faleru, Ole Miss
Bri Kulas, Missouri
Dec. 2: DeNesha Stallworth, Kentucky
Dec. 9: Jennifer O'Neill, Kentucky
Dec. 16: Martha Alwal, Mississippi State
Dec. 23: Daisha Simmons, Alabama
Dec. 30: Jaterra Bonds, Florida
Jan. 6: Jaterra Bonds, Florida
Jan. 13: Jasmine Lister, Vanderbilt
Jan. 20: Courtney Walker, Texas A&M
Jan. 27: Theresa Plaisance, LSU
Feb. 3: Cierra Burdick, Tennessee
Feb. 10: Kayla Lewis, Florida
Aleighsa Welch, South Carolina
Feb. 17: Jennifer O'Neill, Kentucky
Feb. 24: Martha Alwal, Mississippi State
March 3: Jordan Jones, Texas A&M

2015

Nov. 17: Courtney Walker, Texas A&M
Nov. 24: Ashley Williams, Alabama
Dec. 1: Kelsey Brooks, Arkansas
Dec. 8: Janee Thompson, Kentucky
Dec. 15: Kelsey Brooks, Arkansas
Dec. 22: Tia Faleru, Ole Miss
Dec. 29: Isabelle Harrison, Tennessee
Jan. 5: Janee Thompson, Kentucky
Jan. 12: Tiaria Griffin, Georgia
Cierra Burdick, Tennessee
Jan. 19: Danielle Ballard, LSU
Jan. 26: Isabelle Harrison, Tennessee
Feb. 2: Cierra Burdick, Tennessee
Feb. 9: Raigyne Moncrief, LSU
Feb. 16: Jessica Jackson, Arkansas
Makayla Epps. Kentucky
Feb. 23: Courtney Walker, Texas A&M
Mar. 2: Jordan Frericks, Missouri

2016

Nov. 17: A'ja Wilson, South Carolina
Nov. 24: Bashaara Graves, Tennessee
Courtney Walker, Texas A&M
Dec. 1: A'ja Wilson, South Carolina
Courtney Williams, Texas A&M
Dec. 8: A'ja Wilson, South Carolina
Dec. 15: Makayla Epps, Kentucky
Dec. 22: Victoria Vivians, Mississippi State
Dec. 29: Courtney Walker, Texas A&M
Jan. 5: Tra'Cee Tanner, Auburn
Jan. 12: Carlie Needles, Florida
Jan. 19: A'ja Wilson, South Carolina
Jan. 26: Shequila Joseph, Ole Miss
Feb. 2: Alaina Coates, South Carolina
Feb. 9: Ronnie Williams, Florida
Feb. 16: Katie Frerking, Auburn
Feb. 23: Tiaria Griffin, Georgia
Mar. 2: Evelyn Akhator, Kentucky

SEC FRESHMEN OF THE WEEK

2006

Nov. 21 Whitney Jones, Arkansas
Nov. 28 Sha Brooks, Florida
Dec. 5 Candace Parker, Tennessee
Dec. 12 Carly Ormerod, Kentucky
Dec. 19 Candace Parker, Tennessee
Dec. 26 Demetress Adams, South Carolina
Jan. 2 Sha Brooks, Florida
Jan. 10 Candace Parker, Tennessee
Jan. 16 Candace Parker, Tennessee
Jan. 23 Marshae Dotson, Florida
Jan. 30 DeWanna Bonner, Auburn
Feb. 6 Sha Brooks, Florida
Feb. 13 Carly Ormerod, Kentucky
Feb. 20 Candace Parker, Tennessee
Feb. 27 Sha Brooks, Florida

2007

Nov. 13 Ashley Houts, Georgia
Nov. 20 Christy Marshall, Georgia
Nov. 27 Donica Cosby, Arkansas
Dec. 4 Ashley Houts, Georgia
Dec. 11 Alliesha Easley, Ole Miss
Dec. 18 Angel Robinson, Georgia
Dec. 23 Tysheka Grimes, Mississippi State
Jan. 1 Alexis Rack, Mississippi State
Jan. 7 Allison Hightower, LSU
Jan. 15 Alliesha Easley, Ole Miss
Jan. 22 Ashley Houts, Georgia
Jan. 29 Alexis Rack, Mississippi State
Bethany Washington, Mississippi State
Feb. 5 Angel Robinson, Georgia
Feb. 12 Porsha Phillips, LSU
Feb. 19 Christy Marshall, Georgia
Feb. 26 Ashley Houts, Georgia

2008

Nov. 11 Jordan Jones, South Carolina
Nov. 18 Alli Smalley, Auburn
Nov. 25 Victoria Dunlap, Kentucky
Dec. 2 Kayla Melson, Ole Miss
Dec. 9 Angie Bjorklund, Tennessee
Dec. 16 Angie Bjorklund, Tennessee
Dec. 22 Tierney Jenkins, Alabama
Dec. 30 Amber Smith, Kentucky
Jan. 6 Angie Bjorklund, Tennessee
Jan. 13 Victoria Dunlap, Kentucky
Jan. 20 Hannah Tuomi, Vanderbilt
Jan. 27 Angie Bjorklund, Tennessee
Feb. 3 Cassie Moore, Auburn
Feb. 10 Victoria Dunlap, Kentucky
Feb. 17 Angela Puleo, Georgia
Feb. 24 Vicki Baugh, Tennessee
Feb. 29 Angie Bjorklund, Tennessee

2009

Nov. 17 Glory Johnson, Tennessee
Nov . 24 C'eira Ricketts, Arkansas
Dec. 1 Glory Johnson, Tennessee
Dec. 8 Nikki Byrd, Ole Miss
Dec. 15 Ndidi Manu, Florida
Dec. 22 Shekinna Stricklen, Tennessee
Dec. 29 No Games Played
Jan. 5 Shekinna Stricklen, Tennessee
Jan. 12 LaSondra Barrett, LSU
Jan. 19 C'eira Ricketts, Arkansas
Jan. 26 C'eira Ricketts, Arkansas
Feb. 2 LaSondra Barrett, LSU
Feb. 9 C'eira Ricketts, Arkansas
Feb. 16 C'eira Ricketts, Arkansas
Feb. 23 LaSondra Barrett, LSU
Mar. 2 LaSondra Barrett, LSU

2010

Nov. 15 Jasmine James, Georgia
Nov. 22 Kelsey Bone, South Carolina
Nov. 29 Jasmine James, Georgia
Dec. 6 A'dia Mathies, Kentucky
Dec. 13 Tiffany Clarke, Vanderbilt
Dec. 20 Jasmine James, Georgia
Dec. 27 No Games Played
Jan. 3 Tiffany Clarke, Vanderbilt
Jan. 10 Jasmine James, Georgia
Jan. 17 Kelsey Bone, South Carolina
Jan. 24 Jasmine Hassell, Georgia
Jan. 31 A'dia Mathies, Kentucky
Feb. 7 Kelsey Bone, South Carolina
Feb. 14 Quistelle Williams, Arkansas
Feb. 21 A'dia Mathies, Kentucky
Feb. 28 Jasmine James, Georgia

2011

Nov. 14 Stephanie Holzer, Vanderbilt
Nov. 21 Jasmine Robinson, Alabama
Nov. 28 Kaneisha Horn, Alabama
Dec. 5 Meighan Simmons, Tennessee
Dec. 12 Pa'Sonna Hope, Ole Miss
Dec. 19 Meighan Simmons, Tennessee
Dec. 22 Brittany Shine, Florida
Jan. 2 Khaalidah Miller, Georgia
Jan. 9 Khaalidah Miller, Georgia
Jan. 16 Bernisha Pinkett, Kentucky
Jan. 23 Jennifer O'Neill, Kentucky
Jan. 30 Jaterra Bonds, Florida
Feb. 6 Khaalidah Miller, Georgia
Feb. 13 Meighan Simmons, Tennessee
Feb. 20 Keira Peak, Arkansas
Feb. 27 Jaterra Bonds, Florida

2012

Nov. 11 Marta Alwal, Mississippi State
Nov. 14 Bria Goss, Kentucky
Nov. 21 Aneesha Daniels, Alabama
Nov. 28 Ariel Massengale, Tennessee
Dec. 6 Bria Goss, Kentucky
Dec. 12 Krystal Forthan, LSU
Dec. 19 Hasina Muhhamad, Auburn
Dec. 26 Erika Ford, Georgia
Jan. 2 Aleighsa Welch, South Carolina
Jan. 9 Krystal Forthan, LSU
Ariel Massengale, Tennessee
Jan. 16 Bria Goss, Kentucky
Jan. 23 Kady Schrann, Vanderbilt
Jan. 30 Krista Donald, Georgia
Feb. 6 Calli Berna, Arkansas
Feb. 13 Cierra Burdick, Tennessee
Feb. 20 Bria Goss, Kentucky

2013

Nov. 12 Bashaara Graves, Tennessee
Nov. 19 Tiffany Mitchell, South Carolina
Nov. 26 Danielle Ballard, LSU
Dec. 3 Bashaara Graves, Tennessee
Dec. 10 Sydney Moss, Florida
Dec. 17 Sherise Williams, Mississippi. State
Maddie Stock, Missouri
Dec. 24 Danielle Ballard, LSU
Dec. 31 Bashaara Graves, Tennessee
Jan. 7 Danielle Ballard, LSU
Jan. 14 Bashaara Graves, Tennessee
Jan. 21 Tiffany Mitchell, South Carolina
Jan. 28 Peyton Little, Texas A&M
Feb. 4 Lianna Doty, Missouri
Feb. 11 Courtney Walker, Texas A&M
Feb. 18 Danielle Ballard, LSU
Feb. 25 Shacobia Barbee, Georgia
Mar. 4 Danielle Ballard, LSU

2014

Nov. 11: Ronni Williams, Florida
Nov. 18: Alaina Coates, South Carolina
Nov. 25: Jessica Jackson, Arkansas
Dec. 2: Raigyne Moncrief, LSU
Dec. 9: Jessica Jackson, Arkansas
Dec. 16: Linnae Harper, Kentucky
Dec. 23: Dominique Dillingham, Mississippi State
Dec. 30: Mercedes Russell, Tennessee
Jan. 6: Alaina Coates, South Carolina
Jan. 13: Alaina Coates, South Carolina
Jan. 20: Jessica Jackson, Arkansas
Jan. 27: Ashley Williams, Alabama
Feb. 3: Alaina Coates, South Carolina
Ronni Williams, Florida
Feb. 10: Raigyne Moncrief, LSU
Feb. 17: Breanna Richardson, Mississippi State
Feb. 24: Ashley Williams, Alabama
March 3: Alaina Coates, South Carolina

2015

Nov. 17: Morgan William, Mississippi State
Nov. 24: Victoria Vivians, Mississippi State
Dec. 1: A'ja Wilson, South Carolina
Dec. 8: A'ja Wilson, South Carolina
Dec. 15: Alexis Jennings, Kentucky
Dec. 22: Victoria Vivians, Mississippi State
Dec. 29: Alexis Jennings, Kentucky
Jan. 5: A'ja Wilson, South Carolina
Jan. 12: A'Queen Hayes, Ole Miss
Jan. 19: McKinley Bostad, Arkansas
Jan. 26: Mackenzie Engram, Georgia
Feb. 2: A'ja Wilson, South Carolina
Feb. 9: Morgan William, Mississippi State
Feb. 16: Victoria Vivians, Mississippi St.
A'ja Wilson, South Carolina
Feb. 23: Victoria Vivians, Mississippi State
Mar. 2: Jazmine Jones, Auburn

2016

Nov. 17: Sophie Cunningham, Missouri
Nov. 24: Sophie Cunningham, Missouri
Dec. 1: Teaira McCowan, Mississippi State
Dec. 8: Sophie Cunningham, Missouri
Dec. 15: Eleanna Christinaki, Florida
Dec. 22: Janiah McKay, Auburn
Dec. 29: Caliya Robinson, Georgia
Jan. 5: Cierra Porter, Missouri
Jan. 12: Eleanna Christinaki, Florida
Jan. 19: Sophie Cunningham, Missouri
Jan. 26: Te'a Cooper, Tennessee
Feb. 2: Eleanna Christinaki, Florida
Feb 9: Caliya Robinson, Georgia
Feb. 16: Caliya Robinson, Georgia
Feb. 23: Sophie Cunningham, Missouri
Mar. 2: Sophie Cunningham, Missouri

SEC ACADEMIC HONOR ROLL

1983

Beth Bryant . . . Auburn
Terri Hartman . . . Florida
Madeline Doucet . . . LSU
Dana Fortenberry . . . Ole Miss
Tanya Haave . . . Tennessee

1984

Beth Bryant . . . Auburn
Cindy Sagreta . . . Auburn
Donna Martin . . . Kentucky
Jody Runge . . . Kentucky
Susan Dixon . . . LSU
Madeline Doucet . . . LSU
Polly Branch . . . Mississippi State
Tanya Haave . . . Tennessee
Linda Ray . . . Tennessee
Barbara Brackman . . . Vanderbilt

1985

Sandra Rushing . . . Alabama
Keturah Bell . . . Florida
Sharon Jenkins . . . Florida
Barbara Bootz . . . Georgia
Michele Miller . . . Kentucky
Diane Stephens . . . Kentucky
Madeline Doucet . . . LSU
Teresa Hayman . . . Ole Miss
Fonda Phillips . . . Mississippi State
Cara Stokes . . . Mississippi State
Christine Castle . . . Mississippi State
Linda Ray . . . Tennessee
Tina Blair . . . Vanderbilt

1986

Shelly Pyles . . . Alabama
Barbara Bootz . . . Georgia
Teresa Edwards . . . Georgia
Susie Gardner . . . Georgia
Laurie Hudgens . . . Kentucky
Michelle Miller . . . Kentucky
Teresa Hayman . . . Ole Miss
Polly Branch . . . Mississippi State
Christine Castle . . . Mississippi State
Ann Lashley . . . Mississippi State
Alicia Pouncey . . . Mississippi State
Cara Stokes . . . Mississippi State
Dana Tucker . . . Vanderbilt

1987

Shelly Pyles . . . Alabama
Susan Marie Stoddard . . . Florida
Lisa Andrea Webb . . . Florida
Barbara Bootz . . . Georgia
Desiree Drummond . . . Ole Miss
Teresa Hayman . . . Ole Miss
Polly Branch . . . Mississippi State
Jennifer Tuggle . . . Tennessee
Jennifer Jill Goldberg . . . Vanderbilt

1988

Julie Ann Beaty . . . Alabama
Shelly Pyles . . . Alabama
Ruthie Bolton . . . Auburn
Lotta Frenssen . . . Auburn
Karen Galloway . . . Auburn
Lynn Stevenson . . . Auburn
Whitney Meier . . . LSU
Jennifer Tuggle . . . Tennessee
Lisa Webb . . . Tennessee
Kristin Becker . . . Vanderbilt
Jennifer Goldberg . . . Vanderbilt
Nicole Marcelli . . . Vanderbilt

1989

Julie Beaty . . . Alabama
Tracy Bowden . . . Alabama
Ruthie Bolton . . . Auburn
Lynn Stevenson . . . Auburn
Tena DeVore . . . Georgia
Melissa McCray . . . Tennessee
Kris Becker . . . Vanderbilt
Dorothy Carroll . . . Vanderbilt
Deborah Denton . . . Vanderbilt
Jill Goldberg . . . Vanderbilt
Nicole Marcelli . . . Vanderbilt
Wendy Scholtens . . . Vanderbilt

1990

Julie Beaty . . . Alabama
Tracy Bowden . . . Alabama
Sissy Braden . . . Alabama
Lynn Stevenson . . . Auburn
Teresa Brown . . . Florida
Kellye Cargile . . . Florida
Casandra Washington . . . Florida
Tena DeVore . . . Georgia
Tammye Jenkins . . . Georgia
Vanessa Foster-Sutton . . . Kentucky
Gail Eaves . . . Ole Miss
Ida Derricks . . . Mississippi State
Dennie Reynolds . . . Mississippi State
Jennifer Rucker . . . Mississippi State
Melissa Thomas . . . Mississippi State
Tonya Edwards . . . Tennessee
Debbie Hawhee . . . Tennessee
Debbie Scott . . . Tennessee
Kris Becker . . . Vanderbilt
Jeannie Carroll . . . Vanderbilt
Jade Huntington . . . Vanderbilt
Sarah Mannes . . . Vanderbilt
Wendy Scholtens . . . Vanderbilt

1991

Tracy Bowden . . . Alabama
Leslie Claybrook . . . Alabama
Stacey Franklin . . . Alabama
Laura Vaughn . . . Alabama
Kendra Willis . . . Alabama
Lynn Stevenson . . . Auburn
Teresa Brown . . . Florida
Stacey Ford . . . Georgia
Tammye Jenkins . . . Georgia
Camille Lowe . . . Georgia
Mia Daniel . . . Kentucky
Cathy Proctor . . . Kentucky
Wendi Widdle . . . LSU
Gail Eaves . . . Ole Miss
Kristen Goehring . . . Ole Miss
Bobbie Sue Braddock . . . Mississippi State
Ida Derricks . . . Mississippi State
Jennifer Rucker . . . Mississippi State
Erica Simmons . . . Mississippi State
Melissa Thomas . . . Mississippi State
Jody Adams . . . Tennessee
Regina Clark . . . Tennessee
Debbie Hawhee . . . Tennessee
Christine Dunn . . . Vanderbilt
Jade Huntington . . . Vanderbilt
Michelle Kennedy . . . Vanderbilt
Lisa King . . . Vanderbilt
Lori King . . . Vanderbilt
Sarah Mannes . . . Vanderbilt

1992

Leslie Claybrook . . . Alabama
Stacey Franklin . . . Alabama
Amber Nicholas . . . Arkansas
Blair Savage . . . Arkansas
Angie Kennan . . . Auburn
Teresa Brown . . . Florida
Amanda Butler . . . Florida
Kerry Cremeans . . . Florida
Candie Wilkie . . . Florida
LaTasha Garrison . . . Florida
Camille Lowe . . . Georgia
Kristi Cushenberry . . . Kentucky
Jennifer Gray . . . Kentucky
Stacy McIntyre . . . Kentucky
Rebekah Reasor . . . Kentucky
Miriam Farr . . . LSU
Carla Berry . . . LSU
Susan Byrd . . . Ole Miss
Gail Eaves . . . Ole Miss
Kristen Goehring . . . Ole Miss
Jackie Martin . . . Ole Miss
Ida Derricks . . . Mississippi State
Michelle Gossage . . . Mississippi State
Tammy Newlon . . . Mississippi State
Erica Simmons . . . Mississippi State
Melissa Thomas . . . Mississippi State
Nicki Bass . . . South Carolina
Treka McMillan . . . South Carolina
Melissa Thomas . . . South Carolina
Jody Adams . . . Tennessee
Regina Clark . . . Tennessee
Peggy Evans . . . Tennessee
Debbie Hawhee . . . Tennessee
Kimberly Allen . . . Vanderbilt
Christine Dunn . . . Vanderbilt
Jade Huntington . . . Vanderbilt
Michelle Kennedy . . . Vanderbilt
Lisa King . . . Vanderbilt
Lori King . . . Vanderbilt
Sarah Mannes . . . Vanderbilt
Julie Powell . . . Vanderbilt
Leslie Smith . . . Vanderbilt

1993

Leslie Claybrook . . . Alabama
Angela Davis . . . Arkansas
Blair Savage . . . Arkansas
Tracie Crawford . . . Auburn
Angie Kennan . . . Auburn
Delmanetta Barlow . . . Florida
Amanda Butler . . . Florida
Kerry Cremeans . . . Florida
LaTonya McGhee . . . Florida
Camille Lowe . . . Georgia
Miriam Lowe . . . Georgia
Deborah Reese . . . Georgia
Jennifer Gray . . . Kentucky
Karri Koach . . . Kentucky
Cathy Proctor . . . Kentucky
Miriam Farr . . . LSU
Kristen Goehring . . . Ole Miss
Tara Barr . . . Mississippi State
Michelle Gossage . . . Mississippi State
Tammy Newlon . . . Mississippi State

SEC ACADEMIC HONOR ROLL

Erica Simmons . . . . . Mississippi State
Nicole Bass . . . . . South Carolina
Wendy Moss. . . . . South Carolina
Lisa Harrison . . . . . Tennessee
Rhonda Blades . . . . . Vanderbilt
Heidi Gillingham . . . . . Vanderbilt
Shelley Jarrard . . . . . Vanderbilt
Lisa King . . . . . Vanderbilt
Misty Lamb. . . . . Vanderbilt
Julie Powell. . . . . Vanderbilt

1994

Niesa Johnson . . . . . Alabama
Carla Koonce . . . . . Alabama
Sarah Smith . . . . . Alabama
Madonna Thompson. . . . . Alabama
Angie Kennan. . . . . Auburn
Amanda Butler . . . . . Florida
Kerry Cremeans . . . . . Florida
Vera Jardim . . . . . Georgia
Deborah Reese. . . . . Georgia
Jennifer Gray . . . . . Kentucky
Karri Koach . . . . . Kentucky
Julie Swarens . . . . . Kentucky
Stacey Reed . . . . . Kentucky
Miriam Farr . . . . . LSU
Melody Lormand . . . . . LSU
Tammy Newlon . . . . . Mississippi State
Michelle Gossage . . . . . Mississippi State
Nikki Bass . . . . . South Carolina
Wendy Moss. . . . . South Carolina
Rochone Dilligard. . . . . Tennessee
Michelle Marciniak . . . . . Tennessee
Vonda Ward. . . . . Tennessee
Rhonda Blades . . . . . Vanderbilt
Heidi Gillingham . . . . . Vanderbilt
Julie Powell. . . . . Vanderbilt

1995

Leah Moneight . . . . . Alabama
Sarah Smith . . . . . Alabama
Marlene Stevenson . . . . . Alabama
Madonna Thompson. . . . . Alabama
Tonya Tice . . . . . Alabama
Takilya Davis . . . . . Florida
Tiffany Walker . . . . . Georgia
Karri Koach . . . . . Kentucky
Julie Swarens-Beickman . . Kentucky
Melody Lormand . . . . . LSU
Susan Byrd . . . . . Ole Miss
Sabrina McNair . . . . . Ole Miss
Leslie Pinkerton. . . . . Ole Miss
Kim Rosamond . . . . . Ole Miss
Regan Seybert . . . . . Ole Miss
Jemmye Ann Helms . . . . . Mississippi State
Jennifer Randall . . . . . South Carolina
Abby Conklin . . . . . Tennessee
Nikki McCray . . . . . Tennessee
Rhonda Blades . . . . . Vanderbilt
Angela Gorsica . . . . . Vanderbilt
Michelle Palmisano. . . . . Vanderbilt

1996

Cara Crosslin. . . . . Alabama
Pam Duncan . . . . . Alabama
Leah Monteith . . . . . Alabama
Jennifer Teeple . . . . . Alabama
Christy Smith . . . . . Arkansas
Tamika Slade . . . . . Auburn
Chanda Stebbins . . . . . Florida
Kedra Holland . . . . . Georgia
Tracy Walls. . . . . Georgia
Julie Swarens-Beickman . . . Kentucky
Celeste Gehring . . . . . LSU
Melody Lormand . . . . . LSU
Stacy Smith-Elliott . . . . . LSU
Leslie Pinkerton. . . . . Ole Miss
Kim Rosamond . . . . . Ole Miss
Regan Seybert . . . . . Ole Miss
Stacie Farris . . . . . Mississippi State
Jemmye Ann Helms . . . . . Mississippi State
Abby Conklin . . . . . Tennessee
Brynae Laxton. . . . . Tennessee
Michelle Marciniak . . . . . Tennessee
Mara Cunningham . . . . . Vanderbilt
Angela Gorsica . . . . . Vanderbilt
Michelle Palmisano. . . . . Vanderbilt
Nettie Respondek . . . . . Vanderbilt
Sheri Sam. . . . . Vanderbilt

1997

Pam Duncan . . . . . Alabama
Leah Monteith . . . . . Alabama
Jennifer Teeple . . . . . Alabama
Yolanda Watkins . . . . . Alabama
Shaka Massey. . . . . Arkansas
Carrie Parker . . . . . Arkansas
Taqueta Roberson. . . . . Arkansas
Christy Smith . . . . . Arkansas
Kimberly Wilson . . . . . Arkansas
Tiffany Wright. . . . . Arkansas
Justine Agbatan . . . . . Auburn
Jodi Morris . . . . . Auburn
Tamika Slade . . . . . Auburn
Bea Jacobs. . . . . Florida
Chanda Stebbins . . . . . Florida
Rachel Powell . . . . . Georgia
Tiffany Walker . . . . . Georgia
Tiffany Wait . . . . . Kentucky
Aga Cieslak . . . . . LSU
Celeste Gehring . . . . . LSU
Keia Howell . . . . . LSU
Jenny Gadd . . . . . Ole Miss
Kim Rosamond . . . . . Ole Miss
Regan Seybert . . . . . Ole Miss
Stacie Farris . . . . . Mississippi State
LaToya Graham . . . . . Mississippi State
Jemmye Ann Helms . . . . . Mississippi State
Evette Porter . . . . . Mississippi State
Sabrina Scott . . . . . Mississippi State
Cindy Kelly. . . . . South Carolina
Audrey Ramsey. . . . . South Carolina
Lisa Williams . . . . . South Carolina
Abby Conklin . . . . . Tennessee
Kellie Jolly . . . . . Tennessee
Brynae Laxton. . . . . Tennessee
Angela Gorsica . . . . . Vanderbilt
Beth Ostendorf . . . . . Vanderbilt
Lisa Ostrom . . . . . Vanderbilt
Michelle Palmisano. . . . . Vanderbilt
Nettie Respondek . . . . . Vanderbilt

1998

Reagan Croyle . . . . . Alabama
Pam Duncan . . . . . Alabama
Leah Goss . . . . . Alabama
Kidada Holtzclaw . . . . . Alabama
Karyn Karlin . . . . . Arkansas
Carrie Sattterfield . . . . . Arkansas
Christy Smith . . . . . Arkansas
Tiffany Wright. . . . . Arkansas
Justine Agbatan . . . . . Auburn
Krisztina Bernath. . . . . Auburn
Beatrice Jacobs. . . . . Florida
Erin O'Neil. . . . . Florida
Fain Spurlock . . . . . Georgia
Tiffany Wait . . . . . Kentucky
Ashley Bankston . . . . . LSU
Casside Buck . . . . . LSU
Stacey Newton . . . . . LSU
Jennifer Gadd . . . . . Ole Miss
Kimberly Rosamond . . . . . Ole Miss
Lesli Vollrath. . . . . Ole Miss
Stacie Farris . . . . . Mississippi State
Ilisha Jarrett . . . . . Mississippi State
Barbara Thomas. . . . . Mississippi State
Elizabeth Wamsley . . . . . Mississippi State
Shanta Jeffcoat. . . . . South Carolina
Rachell Lee. . . . . South Carolina
Lisa Williams . . . . . South Carolina
Niya Butts. . . . . Tennessee
Kellie Jolly . . . . . Tennessee
Brynae Laxton. . . . . Tennessee
Laurie Milligan . . . . . Tennessee
Beth Ostendorf . . . . . Vanderbilt
Lisa Ostrom . . . . . Vanderbilt
Paige Redman . . . . . Vanderbilt
Candice Storey . . . . . Vanderbilt

1999

Kari Belcher . . . . . Alabama
Reagan Croyle . . . . . Alabama
Karyn Karlin . . . . . Arkansas
Wendi Willits . . . . . Arkansas
Kris Bernath . . . . . Auburn
Jennifer Jespersen. . . . . Auburn
Tiffany Krantz . . . . . Auburn
Erin McGinnis. . . . . Auburn
Monica Williams. . . . . Auburn
Talatha Bingham . . . . . Florida
Candace Cunningham . . . Florida
Tamara Stocks . . . . . Florida
Coco Miller . . . . . Georgia
Kelly Miller . . . . . Georgia
Laura Meadows . . . . . Kentucky
Katie Vieth . . . . . Kentucky
Tiffany Wait . . . . . Kentucky
Ashley Bankston . . . . . LSU
Marie Ferdinand. . . . . LSU
Katrina Hibbert. . . . . LSU
Stacey Newton . . . . . LSU
Tanya Bolden . . . . . Ole Miss
Jennifer Gadd . . . . . Ole Miss
Stephanie Murphy. . . . . Ole Miss
Becky Myatt . . . . . Ole Miss
Julianne Signaigo . . . . . Ole Miss
Lesli Vollrath. . . . . Ole Miss
Ilisha Jarrett . . . . . Mississippi State
Meadow Overstreet . . . . . Mississippi State
Barbara Thomas. . . . . Mississippi State
Elizabeth Wamsley . . . . . Mississippi State
Shanta Jeffcoat. . . . . South Carolina
Casie Key. . . . . South Carolina
Lisa Williams . . . . . South Carolina
Niya Butts. . . . . Tennessee
Tamika Catchings. . . . . Tennessee
Kristen Clement . . . . . Tennessee
Kellie Jolly . . . . . Tennessee
Chavonne Hammond . . . . Vanderbilt
Beth Ostendorf . . . . . Vanderbilt
Katie Janky. . . . . Vanderbilt
Paige Redman . . . . . Vanderbilt

SEC ACADEMIC HONOR ROLL

Candice Storey . . . . . Vanderbilt

2000

Kari Belcher . . . . . Alabama
Celia Anderson. . . . . Arkansas
Karyn Karlin . . . . . Arkansas
Brandi Whitehead. . . . . Arkansas
Wendi Willits . . . . . Arkansas
Amy Wright . . . . . Arkansas
Kris Bernath . . . . . Auburn
Jennifer Jespersen. . . . . Auburn
Tiffany Krantz . . . . . Auburn
Monique Cardenas. . . . . Florida
Misty Knight . . . . . Florida
Lindsey DeLoach. . . . . Florida
Kelly Freeman . . . . . Florida
Tiffany Travis . . . . . Florida
Coco Miller . . . . . Georgia
Kelly Miller . . . . . Georgia
Carolyn Alexander . . . . . Kentucky
Natalie Martinez. . . . . Kentucky
Laura Meadows . . . . . Kentucky
Katie Vieth . . . . . Kentucky
Tiffany Wait . . . . . Kentucky
Angelia Crockett. . . . . LSU
Tanya Bolden . . . . . Ole Miss
Takela Corbitt. . . . . Ole Miss
TaShondrea Moton . . . . . Ole Miss
Becky Myatt . . . . . Ole Miss
Stephanie Murphy. . . . . Ole Miss
Chandra Dorsey. . . . . Ole Miss
Jennifer Fambrough . . . . . Mississippi State
Cynthia Hall . . . . . Mississippi State
Tamela Martin . . . . . Mississippi State
Meadow Overstreet . . . . . Mississippi State
Barbara Thomas. . . . . Mississippi State
Courtney Graham . . . . . Mississippi State
Ilisha Jarrett . . . . . Mississippi State
Nitra Perry . . . . . Mississippi State
Elizabeth Wamsley . . . . . Mississippi State
Crishna Hill . . . . . South Carolina
Shanta Jeffcoat. . . . . South Carolina
Casie Key. . . . . South Carolina
Shannon Segres . . . . . South Carolina
Niya Butts. . . . . Tennessee
Amanda Canon . . . . . Tennessee
Sarah Edwards . . . . . Tennessee
Semeka Randall . . . . . Tennessee
Jillian Danker . . . . . Vanderbilt
Chavonne Hammond . . . . Vanderbilt
Zuzana Klimesova . . . . . Vanderbilt
Ashley Smith. . . . . Vanderbilt
Candice Storey . . . . . Vanderbilt

2001

Celia Anderson. . . . . Arkansas
Wendi Willits . . . . . Arkansas
Tiffany Krantz . . . . . Auburn
Monique Cardenas. . . . . Florida
Lindsey DeLoach. . . . . Florida
Misty Knight . . . . . Florida
Mary Beth Lycett . . . . . Georgia
Kelly McEntire. . . . . Georgia
Coco Miller . . . . . Georgia
Kelly Miller . . . . . Georgia
Stephanie Christman. . . . . Kentucky
Tiffany Wait . . . . . Kentucky
Katherine Vieth. . . . . Kentucky
Natalie Martinez. . . . . Kentucky
Laura Meadows . . . . . Kentucky
Nakisha James. . . . . LSU
Allison Weiner . . . . . LSU
Takela Corbitt. . . . . Ole Miss
Shayla Day. . . . . Ole Miss
Von Kirk. . . . . Ole Miss
Tashondrea Moton . . . . . Ole Miss
Stephanie Murphy. . . . . Ole Miss
Becky Myatt . . . . . Ole Miss
Jennifer Fambrough . . . . . Mississippi State
Meadow Overstreet . . . . . Mississippi State
Crishna Hill . . . . . South Carolina
Kelly Morrone. . . . . South Carolina
Shannon Segres . . . . . South Carolina
Amanda Canon . . . . . Tennessee
Kristen Clement . . . . . Tennessee
Sarah Edwards . . . . . Tennessee
Kyra Elzy . . . . . Tennessee
Kara Lawson . . . . . Tennessee
April McDivitt . . . . . Tennessee
Semeka Randall . . . . . Tennessee
Jillian Danker . . . . . Vanderbilt
Zuzana Klimesova . . . . . Vanderbilt
Jacqueline Munch. . . . . Vanderbilt
Candice Storey . . . . . Vanderbilt

2002

Celia Anderson. . . . . Arkansas
Shanna Harmon. . . . . Arkansas
Wendi Willits . . . . . Arkansas
Natasha Hamilton . . . . . Auburn
Tombi Bell . . . . . Florida
Monique Cardenas. . . . . Florida
Lindsey DeLoach. . . . . Florida
Misty Knight . . . . . Florida
Brandi McCain . . . . . Florida
Kelly Stevenson. . . . . Florida
Mary Beth Lycett . . . . . Georgia
Coco Miller . . . . . Georgia
Kelly Miller . . . . . Georgia
Tina Taylor . . . . . Georgia
Stacey Newton . . . . . LSU
Kesha Tardy . . . . . LSU
Allison Weiner . . . . . LSU
Shayla Day. . . . . Ole Miss
Von Kirk . . . . . Ole Miss
Tashondrea Moton . . . . . Ole Miss
Stephanie Murphy. . . . . Ole Miss
Becky Myatt . . . . . Ole Miss
Jennifer Fambrough . . . . . Mississippi State
Megan O'Nan . . . . . Mississippi State
Lyndi Sippel . . . . . Mississippi State
Crishna Hill . . . . . South Carolina
Linda Hoglund . . . . . South Carolina
Kelly Morrone. . . . . South Carolina
Shannon Segres . . . . . South Carolina
Petra Ujhelyi . . . . . South Carolina
Tamika Catchings . . . . . Tennessee
Sarah Edwards . . . . . Tennessee
Kyra Elzy . . . . . Tennessee
Kara Lawson . . . . . Tennessee
April McDivitt . . . . . Tennessee
Semeka Randall . . . . . Tennessee
Jillian Danker . . . . . Vanderbilt
Zuzana Klimesova . . . . . Vanderbilt
Jacqueline Munch. . . . . Vanderbilt
Kate Smith . . . . . Vanderbilt
Candice Storey . . . . . Vanderbilt

2003

Shun Hunter. . . . . Alabama
Leigh Papisan. . . . . Alabama
Katie Sipe. . . . . Alabama
Shanna Harmon. . . . . Arkansas
India Lewis . . . . . Arkansas
Kwameika Brown . . . . . Auburn
Nancy Derrick . . . . . Auburn
Mollie Smith . . . . . Auburn
Annette Wright . . . . . Auburn
Monique Cardenas. . . . . Florida
Lindsey DeLoach. . . . . Florida
Sherisha Hills . . . . . Florida
Brandi McCain . . . . . Florida
Kelly Stevenson. . . . . Florida
Tamia Williams. . . . . Florida
Katie Frye. . . . . Georgia
Mary Beth Lycett . . . . . Georgia
Tina Taylor. . . . . Georgia
Kristin Connolly . . . . . Kentucky
Jennifer Shultz . . . . . Kentucky
Nakisha James. . . . . LSU
Kesha Tardy . . . . . LSU
Carletta Brown . . . . . Ole Miss
Tenisha Gist . . . . . Ole Miss
Tywanna Inmon . . . . . Ole Miss
Ally Kelly . . . . . Ole Miss
Von Kirk. . . . . Ole Miss
Tashondrea Moton . . . . . Ole Miss
Kim Ufford . . . . . Ole Miss
Seneca Anderson . . . . . Mississippi State
Meagan O'Nan . . . . . Mississippi State
Lyndi Sippel . . . . . Mississippi State
Linda Hoglund . . . . . South Carolina
Kelly Morrone. . . . . South Carolina
Petra Ujhelyi. . . . . South Carolina
Amanda Canon . . . . . Tennessee
Kara Lawson . . . . . Tennessee
Courtney McDaniel. . . . . Tennessee
Jennifer Benningfield . . . . Vanderbilt
Katie Smith Busby. . . . . Vanderbilt
Jill Corbett . . . . . Vanderbilt
Jillian Danker. . . . . Vanderbilt
Venessa Ferragamo . . . . . Vanderbilt
Hillary Hager . . . . . Vanderbilt
Zuzana Klimesova . . . . . Vanderbilt
Candice Storey . . . . . Vanderbilt

2004

Leah Drury. . . . . Alabama
Lauren Hill . . . . . Alabama
Krystal Johnson. . . . . Alabama
Kate Mastin . . . . . Alabama
Dee Merriweather. . . . . Alabama
Katie Sipe . . . . . Alabama
Oreal Taylor . . . . . Alabama
Kristin Peoples . . . . . Arkansas
Sarah Pfeifer. . . . . Arkansas
April Seggebruch . . . . . Arkansas
Rochelle Vaughn . . . . . Arkansas
Nancy Derrick . . . . . Auburn
Louise Emeagi . . . . . Auburn
Nicole Louden . . . . . Auburn
Marita A. Payne . . . . . Auburn
Brittany Davis . . . . . Florida
Kim Dye. . . . . Florida
Tishona Gregory . . . . . Florida
Sarah Lowe . . . . . Florida
Bernice Mosby . . . . . Florida
Briana Phillips. . . . . Florida
Danielle Santos . . . . . Florida
Kelly Stevenson . . . . . Florida
Tamia Williams . . . . . Florida
Ebony Felder . . . . . Georgia
Katie Frye . . . . . Georgia

SEC ACADEMIC HONOR ROLL

Rebecca Rowsey . . . . . Georgia
Tina Taylor . . . . . Georgia
Christi Thomas . . . . . Georgia
Jenerrie Everett . . . . . Kentucky
Jennifer Goin . . . . . Kentucky
Kristine Grassi . . . . . Kentucky
Sara Potts . . . . . Kentucky
Wendlyn Jones . . . . . LSU
Khalilah Mitchell . . . . . LSU
Ashely Awkward . . . . . Ole Miss
Tenisha Gist . . . . . Ole Miss
Tywanna Inmon . . . . . Ole Miss
Genice Terry . . . . . Ole Miss
Rebecca Kates . . . . . Mississippi State
Mamie McKinney . . . . . Mississippi State
Sarah Burgess . . . . . South Carolina
Lea Fabbri . . . . . South Carolina
Olga Gritsavea. . . . . South Carolina
Shannel Harris . . . . . South Carolina
Larissa Kulcsar . . . . . South Carolina
Kelly Morrone. . . . . South Carolina
Lauren Simms. . . . . South Carolina
Iva Sliskovic . . . . . South Carolina
Tye'sha Fluker . . . . . Tennessee
Sidney Spencer . . . . . Tennessee
Dominique Redding . . . . . Tennessee
Shanna Zolman . . . . . Tennessee
Jennifer Benningfield . . . . Vanderbilt
Venessa Ferragamo . . . . . Vanderbilt
Erica Grimaldi . . . . . Vanderbilt
Hillary Hager . . . . . Vanderbilt
Carolina Williams. . . . . Vanderbilt

2005

Leah Drury . . . . . Alabama
Natasha Gamble . . . . . Alabama
Lauren Hill . . . . . Alabama
Chanel Johnson . . . . . Alabama
Krystle Johnson. . . . . Alabama
Kate Mastin . . . . . Alabama
Dee Merriweather. . . . . Alabama
Marverly Nettles . . . . . Alabama
Katie Sipe. . . . . Alabama
Adrienne Bush . . . . . Arkansas
Melissa Hobbs . . . . . Arkansas
Kristin Peoples . . . . . Arkansas
Sarah Pfeifer. . . . . Arkansas
April Seggebruch . . . . . Arkansas
Brittney Vaughn . . . . . Arkansas
Rochelle Vaughn. . . . . Arkansas
Sparkle Davis . . . . . Auburn
Louise Emeagi . . . . . Auburn
Nicole Louden . . . . . Auburn
Marita Payne . . . . . Auburn
Aileen Rossouw. . . . . Auburn
Depree Bowden . . . . . Florida
Brittany Davis . . . . . Florida
Kimberly Dye . . . . . Florida
Sarah Lowe . . . . . Florida
Natashia Morehead . . . . . Florida
Briana Phillips. . . . . Florida
Danielle Santos . . . . . Florida
Tamia Williams. . . . . Florida
Megan Darrah . . . . . Georgia
Ebony Felder . . . . . Georgia
Katie Frye. . . . . Georgia
Rebecca Rowsey . . . . . Georgia
Tina Taylor . . . . . Georgia
Jennifer Humphrey . . . . . Kentucky
Sara Potts. . . . . Kentucky
Hanna Biernacka . . . . . LSU
Rashonta LeBlanc . . . . . LSU
Khalilah Mitchell . . . . . LSU
Ashley Thomas . . . . . LSU
Erica White. . . . . LSU
Rebecca Kates . . . . . Mississippi State
Amy Reeder . . . . . Mississippi State
Ilona Burgrova . . . . . South Carolina
Lea Fabbri . . . . . South Carolina
Olga Gritsaeva. . . . . South Carolina
Shannel Harris . . . . . South Carolina
Larissa Kulcsar . . . . . South Carolina
Lauren Simms. . . . . South Carolina
Iva Sliskovic . . . . . South Carolina
Lakesha Tolliver . . . . . South Carolina
Nicky Anosike. . . . . Tennessee
Abby Canon. . . . . Tennessee
Shyra Ely . . . . . Tennessee
Tye'sha Fluker . . . . . Tennessee
Candace Parker . . . . . Tennessee
Sidney Spencer. . . . . Tennessee
Shanna Zolman . . . . . Tennessee
Ashley Earley . . . . . Vanderbilt
Katie Eggers . . . . . Vanderbilt
Erica Grimaldi . . . . . Vanderbilt
Cherish Stringfield . . . . . Vanderbilt
Caroline Williams. . . . . Vanderbilt

2006

Camilla Blands. . . . . Alabama
Leah Drury . . . . . Alabama
Lauren Hill . . . . . Alabama
Kate Mastin . . . . . Alabama
Dee Merriweather. . . . . Alabama
Melissa Hobbs . . . . . Arkansas
Leslie Howard. . . . . Arkansas
Kristin Peoples . . . . . Arkansas
Sarah Pfeifer. . . . . Arkansas
Brittney Vaughn . . . . . Arkansas
DeWanna Bonner. . . . . Auburn
Nitasha Brown . . . . . Auburn
Marita Payne . . . . . Auburn
Juanitta Wallace. . . . . Auburn
Depree Bowden . . . . . Florida
Sha Brooks. . . . . Florida
Brooke Cornish. . . . . Florida
Kimberly Critton . . . . . Florida
Brittany Davis . . . . . Florida
Marshae Dotson. . . . . Florida
Kim Dye. . . . . Florida
Dalila Eshe. . . . . Florida
Jessica Jackson. . . . . Florida
Sarah Lowe . . . . . Florida
Briana Phillips. . . . . Florida
Danielle Santos . . . . . Florida
Megan Darrah . . . . . Georgia
Ebony Felder . . . . . Georgia
Rebecca Rowsey . . . . . Georgia
Jennifer Humphrey . . . . . Kentucky
Samantha Mahoney . . . . . Kentucky
Carly Ormerod. . . . . Kentucky
Eleia Roddy . . . . . Kentucky
Oreonna Taylor . . . . . Kentucky
Rashonta LeBlanc . . . . . LSU
Ashley Thomas . . . . . LSU
Brandi Tipton . . . . . Ole Miss
Robin Porter . . . . . Mississippi State
Marneshia Richard . . . . . Mississippi State
Amy Reeder . . . . . Mississippi State
Lauren Roberts . . . . . Mississippi State
Bethany Workman . . . . . Mississippi State
Ilona Burgrova . . . . . South Carolina
Lea Fabbri . . . . . South Carolina
Brionna Dickerson . . . . . South Carolina
Olga Gritsaeva. . . . . South Carolina
Shannel Harris . . . . . South Carolina
Larissa Kulcsar . . . . . South Carolina
Lauren Simms. . . . . South Carolina
Iva Sliskovic . . . . . South Carolina
Lakesha Tolliver . . . . . South Carolina
Tye'sha Fluker . . . . . Tennessee
Alex Fuller . . . . . Tennessee
Lindsey Moss . . . . . Tennessee
Candace Parker . . . . . Tennessee
Sidney Spencer. . . . . Tennessee
Shanna Zolman . . . . . Tennessee
Erica Grimaldi . . . . . Vanderbilt
Amy Malo . . . . . Vanderbilt
Caroline Williams. . . . . Vanderbilt
Christina Wirth . . . . . Vanderbilt

2007

Camilla Blands. . . . . Alabama
Leah Drury . . . . . Alabama
Kate Mastin . . . . . Alabama
Navonda Moore . . . . . Alabama
Leslie Howard. . . . . Arkansas
Sarah Pfeifer. . . . . Arkansas
Brittney Vaughn . . . . . Arkansas
DeWanna Bonner. . . . . Auburn
Alexis Ogubie. . . . . Auburn
Juanitta Wallace. . . . . Auburn
Depree Bowden . . . . . Florida
Marshae Dotson. . . . . Florida
Kimberly Dye . . . . . Florida
Briana Phillips. . . . . Florida
Natasha Humphrey . . . . . Georgia
Rebecca Rowsey . . . . . Georgia
Maria Taylor. . . . . Georgia
Chante' Bowman . . . . . Kentucky
Jennifer Humphrey . . . . . Kentucky
Samantha Mahoney . . . . . Kentucky
Carly Ormerod. . . . . Kentucky
Jenny Pfeiffer . . . . . Kentucky
Katie Antony. . . . . LSU
Quianna Chaney . . . . . LSU
Kristen Morris . . . . . LSU
Ashley Thomas . . . . . LSU
Erica White. . . . . LSU
Miayorka Johnson . . . . . Mississippi State
Robin Porter . . . . . Mississippi State
Amy Reeder . . . . . Mississippi State
Marneshia Richard . . . . . Mississippi State
Lauren Roberts . . . . . Mississippi State
Bethany Workman . . . . . Mississippi State
Demetress Adams. . . . . South Carolina
Stacy Booker. . . . . South Carolina
Ilona Burgrova . . . . . South Carolina
Brionna Dickerson . . . . . South Carolina
Lea Fabbri . . . . . South Carolina
Shannel Harris . . . . . South Carolina
Larissa Kulcsar . . . . . South Carolina
Lauren Simms. . . . . South Carolina
Iva Sliskovic . . . . . South Carolina
Lakesha Tolliver . . . . . South Carolina
Nicky Anosike. . . . . Tennessee
Elizabeth Curry. . . . . Tennessee

SEC ACADEMIC HONOR ROLL

Alex Fuller . . . . . Tennessee
Candace Parker . . . . . Tennessee
Dominique Redding . . . . . Tennessee
Sidney Spencer . . . . . Tennessee
Caroline William . . . . . Vanderbilt
Christina Wirth . . . . . Vanderbilt

2008

Camilla Blands . . . . . Alabama
Alyson Butler . . . . . Alabama
Daleisha Carn . . . . . Alabama
Katie Hancock . . . . . Alabama
Varisia Raffington . . . . . Alabama
Courtney Strauthers . . . . . Alabama
Tamara Williams . . . . . Alabama
Sarah Pfeifer . . . . . Arkansas
Brittney Richardson . . . . . Arkansas
Brittney Vaughn . . . . . Arkansas
Ashlea Williams . . . . . Arkansas
Ruth Ketcham . . . . . Auburn
Alexis Ogubie . . . . . Auburn
Juanitta Wallace . . . . . Auburn
Depree Bowden . . . . . Florida
Ebonie Crawford . . . . . Florida
Marshae Dotson . . . . . Florida
Ndidi Madu . . . . . Florida
Megan Darrah . . . . . Georgia
Ashley Houts . . . . . Georgia
Tasha Humphrey . . . . . Georgia
Lindsey Moss . . . . . Georgia
Angela Puleo . . . . . Georgia
Rebecca Rowsey . . . . . Georgia
Chanté Bowman . . . . . Kentucky
Chelsea Chowning . . . . . Kentucky
Sarah Elliott . . . . . Kentucky
Carly Morrow . . . . . Kentucky
Carly Ormerod . . . . . Kentucky
Eleia Roddy . . . . . Kentucky
Amber Smith . . . . . Kentucky
Katherine Graham . . . . . LSU
Kristen Morris . . . . . LSU
Ashley Thomas . . . . . LSU
Elizabeth Robertson . . . . . Ole Miss
Bianca Thomas . . . . . Ole Miss
Mary Katherine Govero . . . . . Mississippi State
Miayorka Johnson . . . . . Mississippi State
Carrie Landers . . . . . Mississippi State
Robin Porter . . . . . Mississippi State
Danielle Rector . . . . . Mississippi State
Amy Reeder . . . . . Mississippi State
Marneshia Richard . . . . . Mississippi State
Lauren Roberts . . . . . Mississippi State
Bethany Washington . . . . . Mississippi State
Shai Wilkins . . . . . Mississippi State
Demetress Adams . . . . . South Carolina
Ilona Burgrova . . . . . South Carolina
Brionna Dickerson . . . . . South Carolina
Jordan Jones . . . . . South Carolina
Jewel May . . . . . South Carolina
Courtney Newton . . . . . South Carolina
Lakesha Tolliver . . . . . South Carolina
Nicky Anosike . . . . . Tennessee
Angie Bjorklund . . . . . Tennessee
Shannon Bobbitt . . . . . Tennessee
Kelley Cain . . . . . Tennessee
Candace Parker . . . . . Tennessee
Sydney Smallbone . . . . . Tennessee
Jennifer Risper . . . . . Vanderbilt
Rebecca Silinski . . . . . Vanderbilt
Christina Wirth . . . . . Vanderbilt

2009

Ericka Russell . . . . . Alabama
Tamara Williams . . . . . Alabama
Ayana Brereton . . . . . Arkansas
Julie Inman . . . . . Arkansas
Brittney Richardson . . . . . Arkansas
Ashlea Williams . . . . . Arkansas
Ebonie Crawford . . . . . Florida
Tailor Jones . . . . . Florida
Trumae Lucas . . . . . Florida
Susan Yenser . . . . . Florida
Ashley Houts . . . . . Georgia
Meredith Mitchell . . . . . Georgia
Carly Morrow . . . . . Kentucky
Carly Ormerod . . . . . Kentucky
Eleia Roddy . . . . . Kentucky
LaSondra Barrett . . . . . LSU
Katherine Graham . . . . . LSU
Allison Hightower . . . . . LSU
Destini Hughes . . . . . LSU
Shawn Goff . . . . . Ole Miss
Whitney Hameth . . . . . Ole Miss
Kayla Melson . . . . . Ole Miss
Elizabeth Robertson . . . . . Ole Miss
Bianca Thomas . . . . . Ole Miss
Mary Kathryn Govero . . . Mississippi State
Diamber Johnson . . . . . Mississippi State
Marneshia Richard . . . . . Mississippi State
Bethany Washington . . . . . Mississippi State
Demetress Adams . . . . . South Carolina
Brionna Dickerson . . . . . South Carolina
Jewel May . . . . . South Carolina
Courtney Newton . . . . . South Carolina
Briana Bass . . . . . Tennessee
Victoria Baugh . . . . . Tennessee
Angela Bjorklund . . . . . Tennessee
Kelley Cain . . . . . Tennessee
Glory Johnson . . . . . Tennessee
Cait McMahan . . . . . Tennessee
Alicia Manning . . . . . Tenneessee
Sydney Smallbone . . . . . Tennessee
Jordan Coleman . . . . . Vanderbilt
Amy Malo . . . . . Vanderbilt
Merideth Marsh . . . . . Vanderbilt
Jessica Mooney . . . . . Vanderbilt
Jence Rhoads . . . . . Vanderbilt
Jennifer Risper . . . . . Vanderbilt
Rebecca Silinski . . . . . Vanderbilt
Christina Wirth . . . . . Vanderbilt

2010

Alyson Butler . . . . . Alabama
Katie Hancock . . . . . Alabama
Ericka Russell . . . . . Alabama
Courtney Strauthers . . . . . Alabama
Tamara Williams . . . . . Alabama
Brittney Richardson . . . . . Arkansas
Ashlea Williams . . . . . Arkansas
Blanche Alverson . . . . . Auburn
Alli Smalley . . . . . Auburn
Morgan Toles . . . . . Auburn
Pascale West . . . . . Auburn
Ebonie Crawford . . . . . Florida
Jordan Jones . . . . . Florida
Trumae Lucas . . . . . Florida
Sharielle Smith . . . . . Florida
Steffi Sorensen . . . . . Florida
Lillian Svete . . . . . Florida
Susan Yenser . . . . . Florida
Anne Marie Armstrong . . . Georgia
Ebony Jones . . . . . Georgia
Meredith Mitchell . . . . . Georgia
Anna Cole . . . . . Kentucky
Carly Morrow . . . . . Kentucky
Keyla Snowden . . . . . Kentucky
LaSondra Barrett . . . . . LSU
Andrea Kelly . . . . . LSU
Shantell Black . . . . . Ole Miss
Whitney Hameth . . . . . Ole Miss
Courtney Marbra . . . . . Ole Miss
Kayla Melson . . . . . Ole Miss
Elizabeth Robertson . . . . . Ole Miss
Bianca Thomas . . . . . Ole Miss
Channa Campbell . . . . . Mississippi State
Mary Kathryn Govero . . . . Mississippi State
Ashley Jones . . . . . Mississippi State
Danielle Rector . . . . . Mississippi State
Marneshia Richard . . . . . Mississippi State
Bethany Washington . . . . . Mississippi State
Kelsey Bone . . . . . South Carolina
Jewel May . . . . . South Carolina
Valerie Nainima . . . . . South Carolina
Courtney Newton . . . . . South Carolina
Briana Bass . . . . . Tennessee
Vicki Baugh . . . . . Tennessee
Angie Bjorklund . . . . . Tennessee
Glory Johnson . . . . . Tennessee
Cait McMahan . . . . . Tennessee
Sydney Smallbone . . . . . Tennessee
Taber Spani . . . . . Tennessee
Ashlee Bridge . . . . . Vanderbilt
Stephanie Holzer . . . . . Vanderbilt
Merideth Marsh . . . . . Vanderbilt
Jessica Mooney . . . . . Vanderbilt
Jence Rhoads . . . . . Vanderbilt
Rebecca Silinski . . . . . Vanderbilt
Gabby Smith . . . . . Vanderbilt

2011

Katie Hancock . . . . . Alabama
Erin Hogue . . . . . Alabama
Kaneisha Horn . . . . . Alabama
Ericka Russell . . . . . Alabama
Julie Inman . . . . . Arkansas
Sarah Watkins . . . . . Arkansas
Blanche Alverson . . . . . Auburn
Jordan Greenleaf . . . . . Auburn
Alli Smalley . . . . . Auburn
Courtney Strain . . . . . Auburn
Jassany Williams . . . . . Auburn
Jaterra Bonds . . . . . Florida
Ebonie Crawford . . . . . Florida
Jordan Jones . . . . . Florida
Kayla Lewis . . . . . Florida
Lillian Svete . . . . . Florida
Deaundra Young . . . . . Florida
Anne Marie Armstrong . . . Georgia
Ebony Jones . . . . . Georgia
Meredith Mitchell . . . . . Georgia
Jaleesa Rhoden . . . . . Georgia
Kastine Evans . . . . . Kentucky
Carly Morrow . . . . . Kentucky
Jennifer O'Neill . . . . . Kentucky
Keyla Snowden . . . . . Kentucky
LaSondra Barrett . . . . . LSU
Katherine Graham . . . . . LSU
Jeanne Kenney . . . . . LSU
Whitney Hameth . . . . . Ole Miss
Valencia McFarland . . . . . Ole Miss
Kayla Melson . . . . . Ole Miss
Darriel Gaynor . . . . . Mississippi State

SEC ACADEMIC HONOR ROLL

Mary Govero . . . . . Mississippi State
Ashley Newsome . . . . . Mississippi State
Danielle Rector . . . . . Mississippi State
Brittany Young . . . . . Mississippi State
Jewel May . . . . . South Carolina
Valerie Nainima . . . . . South Carolina
Marah Strickland . . . . . South Carolina
Ebony Wilson . . . . . South Carolina
Lauren Avant . . . . . Tennessee
Briana Bass . . . . . Tennessee
Vicki Baugh . . . . . Tennessee
Angie Bjorklund . . . . . Tennessee
Glory Johnson . . . . . Tennessee
Alicia Manning . . . . . Tennessee
Sydney Smallbone . . . . . Tennessee
Taber Spani . . . . . Tennessee
Elan Brown. . . . . Vanderbilt
Stephanie Holzer . . . . . Vanderbilt
Jence Rhoads . . . . . Vanderbilt
Rebecca Silinski . . . . . Vanderbilt
Gabby Smith . . . . . Vanderbilt

2012

Kristin Bush . . . . . Alabama
Aneesah Daniels. . . . . Alabama
Joey Bailey . . . . . Arkansas
Calli Berna . . . . . Arkansas
Jhasmin Bowen. . . . . Arkansas
Erin Gatling . . . . . Arkansas
Lyndsay Harris . . . . . Arkansas
Julie Inman . . . . . Arkansas
C'eira Ricketts . . . . . Arkansas
Blanche Alverson . . . . . Auburn
Courtney Strain. . . . . Auburn
Lanita Bartley . . . . . Florida
Jordan Jones . . . . . Florida
Carlie Needles . . . . . Florida
Lillian Svete . . . . . Florida
Brittney Crews . . . . . Georgia
Jasmine James . . . . . Georgia
Meredith Mitchell . . . . . Georgia
Kastine Evans . . . . . Kentucky
Amber Smith . . . . . Kentucky
Keyla Snowden. . . . . Kentucky
LaSondra Barrett. . . . . LSU
Nikki Byrd . . . . . Ole MIss
Gracie Frizzell . . . . . Ole Miss
Whitney Hameth . . . . . Ole Miss
Courtney Marbra . . . . . Ole Miss
Maggie McFerrin . . . . . Ole Miss
Candace Foster . . . . . Mississippi State
Diamber Johnson . . . . . Mississippi State
Danielle Rector . . . . . Mississippi State
Brittany Young . . . . . Mississippi State
Shelbretta Ball . . . . . South Carolina
Pamela Decheva . . . . . South Carolina
Markeshia Grant . . . . . South Carolina
Tina Roy . . . . . South Carolina
Imani Sellers . . . . . South Carolina
La'Keisha Sutton . . . . . South Carolina
Aleighsa Welch . . . . . South Carolina
Ebony Wilson . . . . . South Carolina
Briana Bass . . . . . Tennessee
Vicki Baugh . . . . . Tennessee
Cierra Burdick . . . . . Tennessee
Isabelle Harrison . . . . . Tennessee
Glory Johnson . . . . . Tennessee
Alicia Manning . . . . . Tennessee
Taber Spani . . . . . Tennessee
Elan Brown . . . . . Vanderbilt
Tiffany Clarke . . . . . Vanderbilt
Jordan Coleman . . . . . Vanderbilt
Stephanie Holzer . . . . . Vanderbilt
Gabby Smith . . . . . Vanderbilt
Clair Watkins . . . . . Vanderbilt

2013

Emily Davis. . . . . Alabama
Nichole Hegstetter . . . . . Alabama
Briana Hutchen. . . . . Alabama
Khristin Lee . . . . . Alabama
Jasmine Steele . . . . . Alabama
Erika Waters . . . . . Alabama
Joey Bailey . . . . . Arkansas
Calli Berna. . . . . Arkansas
Dominique Wilson . . . . . Arkansas
Melissa Wolff . . . . . Arkansas
Blanche Alverson . . . . . Auburn
Chadarryl Clay. . . . . Auburn
Julie King . . . . . Auburn
Courtney Strain. . . . . Auburn
Jaterra Bonds . . . . . Florida
Kayla Lewis . . . . . Florida
Carlie Needles . . . . . Florida
Lily Svete . . . . . Florida
Anne Marie Armstrong . . . Georgia
Marjorie Butler . . . . . Georgia
Jasmine Hassell . . . . . Georgia
Merritt Hempe . . . . . Georgia
Jasmine James . . . . . Georgia
Ebony Jones. . . . . Georgia
Kastine Evans . . . . . Kentucky
Brittany Henderson . . . . . Kentucky
Denesha Stallworth. . . . . Kentucky
Janee Thompson . . . . . Kentucky
Jeanne Kenney . . . . . LSU
Anne Pedersen . . . . . LSU
Gracie Frizzell . . . . . Ole Miss
Courtney Marbra . . . . . Ole Miss
Valencia McFarland . . . . . Ole Miss
Maggie McFerrin . . . . . Ole Miss
Candace Foster . . . . . Mississippi State
Jessy Ward . . . . . Mississippi State
Brittany Young . . . . . Mississippi State
Lindsey Cunningham . . . . Missouri
Lianna Doty . . . . . Missouri
Morgan Eye . . . . . Missouri
Bree Fowler . . . . . Missouri
Michelle Hudyn. . . . . Missouri
Kyley Simmons . . . . . Missouri
Elizabeth Smith. . . . . Missouri
Madeleine Stock. . . . . Missouri
Morgan Stock. . . . . Missouri
Shelbretta Ball . . . . . South Carolina
Asia Dozier. . . . . South Carolina
Tiffany Mitchell . . . . . South Carolina
Wilka Montout . . . . . South Carolina
Tina Roy . . . . . South Carolina
Khadijah Sessions. . . . . South Carolina
Ieasia Walker . . . . . South Carolina
Aleighsa Welch . . . . . South Carolina
Cierra Burdick . . . . . Tennessee
Andraya Carter. . . . . Tennessee
Bashaara Graves . . . . . Tennessee
Isabelle Harrison . . . . . Tennessee
Taber Spani . . . . . Tennessee
Heather Bowe. . . . . Vanderbilt
Elan Brown . . . . . Vanderbilt
Tiffany Clarke . . . . . Vanderbilt
Stephanie Holzer . . . . . Vanderbilt
Jasmine Lister . . . . . Vanderbilt
Gabby Smith . . . . . Vanderbilt

2014

Emily Davis . . . . . Alabama
Nichole Hegstetter . . . . . Alabama
Oceana Hamilton. . . . . Alabama
Courtney Hunter. . . . . Alabama
Briana Hutchen. . . . . Alabama
Karyla Middlebrook . . . . . Alabama
Kara Rawls. . . . . Alabama
Ashley Williams . . . . . Alabama
McKenzie Adams . . . . . Arkansas
Joey Bailey. . . . . Arkansas
Calli Berna. . . . . Arkansas
Kelsey Brooks . . . . . Arkansas
Ana Carlota Faussurier . . Arkansas
Jessica Jackson. . . . . Arkansas
Bria Pitts. . . . . Arkansas
Melissa Wolff . . . . . Arkansas
Peyton Davis. . . . . Auburn
Keonna Farmer. . . . . Auburn
Katie Frerking. . . . . Auburn
Hasina Muhammad . . . . . Auburn
Courtney Strain. . . . . Auburn
Meagan Tucker. . . . . Auburn
Antoinette Bannister . . . . . Florida
Viktorija Dimaite. . . . . Florida
January Miller. . . . . Florida
Carlie Needles . . . . . Florida
Lily Svete . . . . . Florida
Hannahkohl Almire . . . . . Georgia
Marjorie Butler . . . . . Georgia
Merritt Hempe . . . . . Georgia
Halle Washington . . . . . Georgia
Azia Bishop . . . . . Kentucky
Samantha Drake . . . . . Kentucky
Makayla Epps. . . . . Kentucky
Kastine Evans . . . . . Kentucky
Linnae Harper . . . . . Kentucky
Jelleah Sidney. . . . . Kentucky
Denesha Stallworth. . . . . Kentucky
Janee Thompson . . . . . Kentucky
Rina Hill . . . . . LSU
Jeanne Kenney. . . . . LSU
Shanece McKinney . . . . . LSU
Raigyne Moncrief . . . . . LSU
Anne Pedersen . . . . . LSU
Theresa Plaisance. . . . . LSU
Gracie Frizzell . . . . . Ole Miss
Valencia McFarland . . . . . Ole Miss
Ketara Chapel . . . . . Mississippi State
Dominique Dillingham . . . Mississippi State
Candace Foster . . . . . Mississippi State
Kendra Grant. . . . . Mississippi State
Katia May. . . . . Mississippi State
Chinwe Okorie . . . . . Mississippi State
Breanna Richardson . . . . . Mississippi State
Lindsey Cunningham . . . . Missouri
Lianna Doty . . . . . Missouri
Morgan Eye . . . . . Missouri
Jordan Frericks . . . . . Missouri
Michelle Hudyn . . . . . Missouri
Bri Kulas . . . . . Missouri
Kayla McDowell . . . . . Missouri
Maddie Stock . . . . . Missouri
Morgan Stock . . . . . Missouri
Shelbretta Ball . . . . . South Carolina
Asia Dozier. . . . . South Carolina
India Farmer . . . . . South Carolina
Tiffany Mitchell . . . . . South Carolina
Wilka Montout . . . . . South Carolina
Khadijah Sessions. . . . . South Carolina

SEC ACADEMIC HONOR ROLL

Aleighsa Welch . . . . . South Carolina
Cierra Burdick . . . . . Tennessee
Andraya Carter. . . . . Tennessee
Bashaara Graves . . . . . Tennessee
Isabelle Harrison . . . . . Tennessee
Ariel Massengale . . . . . Tennessee
Jordan Reynolds . . . . . Tennessee
Mercedes Russell. . . . . Tennessee
Allison Chu . . . . . Texas A&M
Cristina Sanchez-Quintanar Texas A&M
Karla Gilbert . . . . . Texas A&M
Christina Foggie . . . . . Vanderbilt
Jasmine Lister. . . . . Vanderbilt
Kylee Smith. . . . . Vanderbilt

2015

Quanetria Bolton . . . . . Alabama
Oceana Hamilton. . . . . Alabama
Breanna Hayden. . . . . Alabama
Nichole Hegstetter . . . . . Alabama
Briana Hutchen. . . . . Alabama
Meoshonti Knight . . . . . Alabama
Karyla Middlebrook . . . . . Alabama
Sharin Rivers. . . . . Alabama
Ashley Williams . . . . . Alabama
Joey Bailey . . . . . Arkansas
Calli Berna. . . . . Arkansas
McKinley Bostad . . . . . Arkansas
Jhasmin Bowen. . . . . Arkansas
Kelsey Brooks . . . . . Arkansas
Melissa Wolff . . . . . Arkansas
Katherine Frerking . . . . . Auburn
Bria Johnson . . . . . Auburn
Jazmine Jones . . . . . Auburn
Jessica Jones . . . . . Auburn
Pamela Begic . . . . . Florida
Brooke Copeland . . . . . Florida
Viktorija Dimaite. . . . . Florida
Kayla Lewis. . . . . Florida
Haley Lorenzen. . . . . Florida
January Miller . . . . . Florida
Carlie Needles . . . . . Florida
Ronni Williams . . . . . Florida
Isis Young. . . . . Florida
Hannahkohl Almire. . . . . Georgia
Marjorie Butler . . . . . Georgia
Haley Clark . . . . . Georgia
Mackenzie Engram . . . . . Georgia
Tiaria Griffin. . . . . Georgia
Merritt Hempe . . . . . Georgia
Azia Bishop . . . . . Kentucky
Jaycee Coe. . . . . Kentucky
Makayla Epps. . . . . Kentucky
Bria Goss . . . . . Kentucky
Linnae Harper . . . . . Kentucky
Ivana Jakubcova. . . . . Kentucky
Alexis Jennings . . . . . Kentucky
Alyssa Rice . . . . . Kentucky
Jelleah Sidney. . . . . Kentucky
Janee Thompson . . . . . Kentucky
Jenna Deemer . . . . . LSU
Alliyah Fareo . . . . . LSU
Rina Hill. . . . . LSU
Raigyne Moncrief . . . . . LSU
Anne Pedersen . . . . . LSU
Gracie Frizzell . . . . . Ole Miss
Shandricka Sessom. . . . . Ole Miss
Amber Singletary . . . . . Ole Miss
Ketara Chapel . . . . . Mississippi State
Dominique Dillingham . . . Mississippi State
Kendra Grant. . . . . Mississippi State
Kayla Nevitt . . . . . Mississippi State
Chinwe Okorie. . . . . Mississippi State
Breanna Richardson . . . . . Mississippi State
Blair Schaefer. . . . . Mississippi State
Victoria Vivians. . . . . Mississippi State
Morgan William . . . . . Mississippi State
Briana Conkle . . . . . Missouri
Lindsey Cunningham . . . . Missouri
Lianna Doty . . . . . Missouri
Morgan Eye . . . . . Missouri
Bree Fowler . . . . . Missouri
Jordan Frericks. . . . . Missouri
Kayla McDowell . . . . . Missouri
Juanita Robinson . . . . . Missouri
Madeleine Stock . . . . . Missouri
Morgan Stock. . . . . Missouri
Shelbretta Ball . . . . . South Carolina
Asia Dozier. . . . . South Carolina
India Farmer . . . . . South Carolina
Tiffany Mitchell . . . . . South Carolina
Khadijah Sessions. . . . . South Carolina
Aleighsa Welch. . . . . South Carolina
A'ja Wilson. . . . . South Carolina
Cierra Burdick . . . . . Tennessee
Andraya Carter. . . . . Tennessee
Kortney Dunbar . . . . . Tennessee
Isabelle Harrison . . . . . Tennessee
Jasmine Jones . . . . . Tennessee
Ariel Massengale . . . . . Tennessee
Alexa Middleton . . . . . Tennessee
Jaime Nared . . . . . Tennessee
Allison Chu . . . . . Texas A&M
Khaaila Hillsman . . . . . Texas A&M
Rachel Bell . . . . . Vanderbilt
Heather Bowe . . . . . Vanderbilt
Audrey-Ann Caron-Goudreau . Vanderbilt
Khaleann Caron-Goudreau . Vanderbilt

2016

Quanetria Bolton . . . . . Alabama
Nikki Hegstetter . . . . . Alabama
Trista Magee. . . . . Alabama
Karyla Middlebrook . . . . . Alabama
Shaquera Wade . . . . . Alabama
Ashley Williams . . . . . Alabama
Kelsey Brooks . . . . . Arkansas
Devin Cosper . . . . . Arkansas
Keiryn Swenson . . . . . Arkansas
Melissa Wolff . . . . . Arkasnas
Katherine Frerking . . . . . Auburn
Jessica Jones . . . . . Auburn
Jazmine Jones . . . . . Auburn
Janiah McKay. . . . . Auburn
Brandy Montgomery . . . . . Auburn
Erica Sanders . . . . . Auburn
Brooke Copeland . . . . . Florida
Viktorija Dimaite. . . . . Florida
Haley Lorenzen. . . . . Florida
January Miller. . . . . Florida
Carlie Needles . . . . . Florida
Isis Young. . . . . Florida
Hannahkohl Almire. . . . . Georgia
Shacobia Barbee . . . . . Georgia
Marjorie Butler . . . . . Georgia
Haley Clark . . . . . Georgia
Mackenzie Engram . . . . . Georgia
Tiaria Griffin. . . . . Georgia
Evelyn Akhator . . . . . Kentucky
Batouly Camara . . . . . Kentucky
Makenzie Cann . . . . . Kentucky
Ivana Jakubcova. . . . . Kentucky
Maci Morris . . . . . Kentucky
Taylor Murray . . . . . Kentucky
Alyssa Rice . . . . . Kentucky
Janee Thompson . . . . . Kentucky
Jenna Deemer . . . . . LSU
Rina Hill. . . . . LSU
Ann Jones . . . . . LSU
Anne Pedersen . . . . . LSU
Shequila Joseph . . . . . Ole Miss
Shandricka Sessom. . . . . Ole Miss
Jonell Williams . . . . . Ole Miss
Zion Campbell . . . . . Mississippi State
Ketara Chapel . . . . . Mississippi State
Dominique Dillingham . . . Mississippi State
Shakayla Nevitt. . . . . Mississippi State
Chinwe Okorie. . . . . Mississippi State
Breanna Richardson . . . . . Mississippi State
Blair Schaefer. . . . . Mississippi State
Victoria Vivians. . . . . Mississippi State
Morgan William . . . . . Mississippi State
Lindsey Cunningham . . . . Missouri
Lianna Doty . . . . . Missouri
Madeleine Stock . . . . . Missouri
Morgan Stock. . . . . Missouri
Jordan Frericks. . . . . Missouri
Kayla McDowell . . . . . Missouri
Abrianna Porter . . . . . Missouri
Cierra Porter. . . . . Missouri
Hannah Schuchts . . . . . Missouri
Kaela Davis . . . . . South Carolina
Asia Dozier. . . . . South Carolina
India Farmer . . . . . South Carolina
Allisha Gray . . . . . South Carolina
Tiffany Mitchell . . . . . South Carolina
Tina Roy. . . . . South Carolina
Khadijah Sessions. . . . . South Carolina
A'ja Wilson. . . . . South Carolina
Andraya Carter. . . . . Tennessee
Diamond DeShields . . . . . Tennessee
Kortney Dunbar . . . . . Tennessee
Bashaara Graves . . . . . Tennessee
Alexa Middleton . . . . . Tennessee
Jaime Nared . . . . . Tennessee
Chelsea Jennings . . . . . Texas A&M
Danni Williams. . . . . Texas A&M
Morgan Batey. . . . . Vanderbilt
Rachel Bell . . . . . Vanderbilt
Rebekah Dahlman . . . . . Vanderbilt
Kristen Gaffney. . . . . Vanderbilt
Jasmine Jenkins . . . . . Vanderbilt
Miaya Seawright. . . . . Vanderbilt
Minta Spears . . . . . Vanderbilt

SEC OLYMPIANS

1976

Montreal (Sliver Medal)
Cindy Brogdon, Tennessee
Patricia Roberts, Tennessee

1980

Moscow (Boycott)
Jill Rankin, Tennessee
Holly Warlick, Tennessee
Pat Summitt, Tennessee (Asst. Coach)

1984

Los Angeles (Gold Medal)
Teresa Edwards, Georgia
Lea Henry, Tennessee
Cindy Noble, Tennessee
Pat Summitt, Tennessee (Head Coach)
Nancy Darsch, Tennessee (Asst. Coach)

1988

Seoul (Gold Medal)
Teresa Edwards, Georgia
Katrina McClain, Georgia
Jennifer Gillom, Ole Miss
Bridgette Gordon, Tennessee

1992

Barcelona (Bronze Medal)
Carolyn Jones, Auburn
Vickie Orr, Auburn
Tammy Jackson, Florida
Teresa Edwards, Georgia
Katrina McClain, Georgia
Daedra Charles, Tennessee
Jim Foster, Vanderbilt (Asst. Coach)

1996

Atlanta (Gold Medal)
Ruthie Bolton, Auburn
Teresa Edwards, Georgia
Katrina McClain, Georgia
Nikki McCray, Tennessee
Carla McGhee, Tennessee

2000

Sydney (Gold Medal)
Ruthie Bolton-Holifield, Auburn
Teresa Edwards, Georgia
Chamique Holdsclaw, Tennessee
Nikki McCray, Tennessee
DeLisha Milton, Florida
Peggie Gillom (Asst. Coach)

2004

Athens (Gold Medal)
Tamika Catchings, Tennessee
Shannon Johnson, South Carolina
Peggie Gillom (Asst. Coach)

2008

Beijing (Gold Medal)
Seimone Augustus, LSU
Tamika Catchings, Tennessee
Sylvia Fowles, LSU
Kara Lawson, Tennessee
DeLisha Milton-Jones, Florida
Candace Parker, Tennessee

2012

London (Gold Medal)
Seimone Augustus, LSU
Tamika Catchings, Tennessee
Sylvia Fowles, LSU
Candace Parker, Tennessee
Jennifer Gillom (Asst. Coach)
Azania Stewart, Florida (Represented Great Britain)

2016

Rio de Janeiro (Gold Medal)
Seimone Augustus, LSU
Tamika Catchings, Tennessee
Sylvia Fowles, LSU
Dawn Staley (Asst. Coach)

Sylvia Fowles, Dawn Staley, Seimone Augustus and Tamika Catchings represented the USA at the 2016 Olympic Games.

SEC IN THE WNBA DRAFT

1997

FIRST ROUND: [1] **Dena Head**, Tennessee - Utah; [7] **Bridgett Petti**s, Florida - Phoenix; [8] **Daedra Charles**, Tennessee - Los Angeles. **SECOND ROUND:** [11] **Sophia Witherspoon**, Florida - New York; [13] **Merlakia Jones**, Florida - Cleveland; [16] **Tammy Jackson**, Florida - Houston. **THIRD ROUND:** [18] **Chantel Tremitiere**, Auburn - Sacramento.

1998

FIRST ROUND: [3] **Murriel Page**, Florida - Washington. Second Round: [17] **Christy Smith**, Arkansas - Charlotte.

1999

FIRST ROUND: [1] **Chamique Holdsclaw**, Tennessee - Washington; [4] **DeLisha Milton**, Florida - Los Angeles; [7] **Tonya Edwards**, Tennessee - Minnesota. **SECOND ROUND:** [13] **Shalonda Enis**, Alabama - Washington; [14] **Kedra Holland-Corn**, Georgia - Sacremento; [20] **Sheri Sam**, Vanderbilt - Orlando. **THIRD ROUND:** [29] **Dominique Canty**, Alabama - Detroit; [34] **Lisa Harrison**, Tennessee - Phoenix; [35] **Tracy Henderson**, Georgia - Cleveland. **FOURTH ROUND:** [40] **La'Keshia Frett**, Georgia - Los Angeles; [42] **Carolyn Jones-Young**, Auburn - New York; [44] **Carla McGhee**, Tennessee - Orlando; [47] **Kellie Jolly**, Tennessee - Cleveland; [50] **Elanie Powell**, LSU - Orlando.

2000

FIRST ROUND: [2] **Tausha Mills**, Alabama - Washington. **SECOND ROUND:** [18] **Tonya Washington**, Florida - Washington; [27] **Tiffany Travis**, Florida - Charlotte. **THIRD ROUND:** [33] **Monique Morehouse**, Auburn - Cleveland; [44] **Chavonne Hammond**, Vanderbilt - Detroit. 4th [50] **Latina Davis**, Tennessee - Indiana; [53] **Shantia Owens**, Kentucky - Phoenix; [57] **Katrina Hibbert**, LSU - Seattle.

2001

FIRST ROUND: [2] **Kelly Miller**, Georgia - Charlotte; [3] **Tamika Catchings**, Tennessee - Indiana; [6] **Deanna Nolan**, Georgia - Detroit; [8] **Marie Ferdinand**, LSU - Utah; [9] **Coco Miller**, Georgia - Washington. **SECOND ROUND:** [17] **Semeka Randall**, Tennessee - Seattle; [25] **Tamara Stocks**, Florida - Washington. **THIRD ROUND:** [39] **Tombi Bell**, Florida - Minnesota. **FOURTH ROUND:** [51] **April Brown**, LSU - Indiana; [63] **Kristen Clement**, Tennessee - Houston.

2002

FIRST ROUND: [9] **Shaun Gortman**, South Carolina - Charlotte; [10] **Michelle Snow**, Tennessee - Houston; [13] **Tawana McDonald**, Georgia - Indiana. **SECOND ROUND:** [17] **Zuzi Klimesova**, Vanderbilt - Indiana; [24] **Brandi McCain**, Florida - Cleveland. **THIRD ROUND:** [33] **LaNisha Cartwell**, Alabama - Washington; [36] **Teresa Gete**r, South Carolina - Washington; [39] **Saundra Jackson**, Ole Miss - Orlando; [42] **Shondra Jackson**, Alabama - Houston. **FOURTH ROUND:** [52] **Jillian Danker**, Vanderbilt - Indiana; [53] **Monique Cardenas**, Florida - Portland.

2003

FIRST ROUND: [1] **LaToya Thomas**, Mississippi State - Cleveland; [2] **Chantelle Anderson**, Vanderbilt - Sacramento; [5] **Kara Lawson**, Tennessee - Detroit; [6] **Gwen Jackson**, Tennessee - Indiana; [7] **Aiysha Smith**, LSU - Washington; [9] **Jocelyn Penn**, South Carolina - Charlotte. **SECOND ROUND:** [14] **Teresa Edwards**, Georgia - Minnesota; [16] **Petra Ujhelyi**, South Carolina - Phoenix; [20] **DeTrina White**, LSU - Indiana; [23] **Dana Cherry**, Arkansas - Charlotte; [25] **Ke-Ke Tardy**, LSU - San Antonio. **THIRD ROUND:** [35] **Ashley McElhiney**, Vanderbilt - Indiana.

2004

FIRST ROUND: [5] **Shameka Christon**, Arkansas - New York; [7] **Vanessa Hayden**, Florida - Minnnesota; [12] **Christi Thomas**, Georgia - Los Angeles. **SECOND ROUND:** [14] **Ashley Robinson**, Tennessee - Phoenix; [20] **Tasha Butts**, Tennessee - Minnesota; [22] **Jenni Benningfield**, Vanderbilt - Charlotte; [25] **Doneeka Hodges**, LSU - Los Angeles.

2005

FIRST ROUND: [2] **Tan White**, Mississippi State - Indiana; [6] **Temeka Johnson**, LSU - Washington; [7] **Kara Braxton**, Georgia - Detroit; [10] **Loree Moore**, Tennessee - New York. **SECOND ROUND:** [14] **Shyra Ely**, Tennessee - San Antonio. **THIRD ROUND:** [29] **Ashley Earley**, Vanderbilt - Indiana; [32] **Tashia Morehead**, Florida - Washington; [37] **Monique Bivins**, Alabama - Minnesota.

2006

FIRST ROUND: [1] **Seimone Augustus**, LSU - Minnesota; [10] **Tye'sha Fluker**, Tennessee - Charlotte; [12] **Sherill Baker**, Georgia - New York; [14] **Scholanda Hoston**, LSU - Sacramento. **SECOND ROUND:** [16] **Shanna Zolman**, Tennessee - San Antonio; [25] **Dalila Eshe**, Florida - Seattle. **THIRD ROUND:** [42] **Marita Payne**, Auburn - Connecticut.

2007

FIRST ROUND: [3] **Armintie Price**, Ole Miss - Chicago; [10] **Carla Thomas**, Vanderbilt - Chicago. **SECOND ROUND:** [14] **Dee Davis**, Vanderbilt - Houston; [25] **Sidney Spencer**, Tennessee - Los Angeles; [26] - **Cori Chambers**, Georgia - Connecticut.

2008

FIRST ROUND: [1] **Candace Parker**, Tennessee - Los Angeles; [2] **Sylvia Fowles**, LSU - Chicago; [4] **Alexis Hornbuckle**, Tennessee - Detroit; [11] **Tasha Humphrey**, Georgia - Detroit. **SECOND ROUND:** [15] **Shannon Bobbitt**, Tennessee - Los Angeles; [16] **Nicky Anosike**, Tennessee - Minnesota; [17] **Erica White**, LSU - Houston; [19] **Quianna Chaney**, LSU - Chicago. **THIRD ROUND:** [35] **Alberta Auguste**, Tennessee - New York; [37] **Lauren Ervin**, Arkansas - Connecticut.

2009

FIRST ROUND: [5] **DeWanna Bonner**, Auburn - Phoenix. **SECOND ROUND:** [19] **Christina Wirth**, Vanderbilt - Indiana; [20] **Whitney Boddie**, Auburn - Sacramento. **THIRD ROUND:** [29] **Jennifer Risper**, Vanderbilt - Chicago; [31] **Sha Brooks**, Florida - Phoenix.

2010

FIRST ROUND: [9] **Chanel Mokango**, Mississippi State - Atlanta; [12] **Bianca Thomas**, Ole Miss - Los Angeles **SECOND ROUND:** [15] **Allison Hightower**, LSU - Connecticut; [16] **Ashley Houts**, Georgia - New York; [20] **Angel Robinson**, Georgia - Los Angeles; [23] **Armelie Lumanu**, Mississippi State - Indiana **THIRD ROUND:** [29] **Alexis Rack**, Mississippi State - San Antonio.

SEC IN THE WNBA DRAFT

2011

FIRST ROUND: [11] **Victoria Dunlap**, Kentucky - Washington. **SECOND ROUND:** [17] **Angie Bjorklund**, Tennessee - Chicago. **THIRD ROUND:** [30] **Porsha Phillips**, Georgia - San Antonio.

2012

FIRST ROUND: [2] **Shekinna Stricklen**, Tennessee - Seattle; [4] **Glory Johnson**, Tennessee - Tulsa; [7] **Kelley Cain**, Tennessee - New York; [10] **LaSondra Barrett**, LSU - Washington. **SECOND ROUND:** [24] **C'eira Ricketts**, Arkansas - Phoenix. **THIRD ROUND:** [25] **Vicki Baugh**, Tennessee - Tulsa.

2013

FIRST ROUND: [5] **Kelsey Bone**, Texas A&M - New York; [10] **A'dia Mathies**, Kentucky - Los Angeles. **SECOND ROUND:** [15] **Kamiko Williams**, Tennessee - New York; [21] **Jasmine Hassell**, Georgia - Indiana. **THIRD ROUND:** [30] **Jasmine James**, Georgia - Seattle; [31] **Anne Marie Armstrong**, Georgia - Atlanta; [33] **Jennifer George**, Florida - Indiana.

2014

SECOND ROUND: [24] **Christina Foggie**, Vanderbilt - Minnesota. **THIRD ROUND:** [25] **DeNesha Stallworth**, Kentucky - Connecitcut; [26] **Meighan Simmons**, Tennessee - New York; [27] **Theresa Plaisance**, LSU - Tulsa; [28] **Bri Kulas**, Missouri - San Antonio.

2015

FIRST ROUND: [12] **Isabelle Harrison**, Tennessee - Phoenix. **SECOND ROUND:** [14] **Cierra Burdick**, Tennessee - Los Angeles; [22] **Aleighsa Welch**, South Carolina - Chicago. **THIRD ROUND:** [29] **Ariel Massengale**, Tennessee - Atlanta.

2016

FIRST ROUND: [9] **Tiffany Mitchell**, South Carolina - Indiana. **SECOND ROUND:** [16] **Courtney Walker**, Texas A&M - Atlanta; [22] **Bashaara Graves**, Tennessee - Minnesota. **THIRD ROUND:** [34] **Jordan Jones**, Texas A&M - Chicago; [36] **Shacobia Barbee**, Georgia - New York.

LSU's Seimone Augustus was drafted No. 1 by Minnesota in the 2006 WNBA Draft. She's played seven seasons with the Lynx being named the 2011 WNBA Finals MVP.

Candace Parker was drafted in 2008 by Los Angeles as the No. 1 pick. In 2008, she became the first player to earn WNBA MVP and Rookie of the Year honors in the same season.

SEC IN THE WNBA

ALABAMA

- Linda Burgess - Los Angeles (1997); Sacramento (1998-2000)
- Dominique Canty - Detroit (1999-2002); Houston (2003-2006); Chicago (2007-11); Washington (2012)
- Shalonda Enis - Washington (1999); Charlotte (2000-03)
- Niesa Johnson - Charlotte (1999-2000)
- Tausha Mills - Washington (2000-02); San Antonio (2003)
- Navonda Moore - Minnesota (2007-08)
- C.C. Moorer - New York (1997-98)

ARKANSAS

- Shameka Christon - New York (2004-09); Chicago (2010); San Antonio (2012-14); Phoenix (2015)
- Lauren Ervin - Connecticut (2009)
- Christy Smith - Charlotte (1998-99)
- Wendi Willits - Los Angeles (2001)

AUBURN

- Ruthie Bolton - Sacramento (1997-2004)
- Whitney Boddie - Sacramento (2009)
- **DeWanna Bonner - Phoenix (2009-16)**
- Carolyn (Jones) Young - Portland (2001-02)
- Mandisa Stevenson - San Antonio (2004); Seattle (2005);
- Chantel Tremitiere - Sacramento (1997); Utah (1998-99); Indiana (2000)
- Tara Williams - Phoenix (1997); Portland (2000)
- Le'Coe Willingham - Connecticut (2004-07); Phoenix (2008-09); Seattle (2010-11); Chicago (2012); Atlanta (2013)

FLORIDA

- Vanessa Hayden - Minnesota (2004-08); Los Angeles (2009)
- **Aneika Henry - Atlanta (2012-16)**
- Tammy Jackson - Houston (1997-2002)
- Merlakia Jones - Cleveland (1997-2003); Detroit (2004)
- Brandi McCain - Cleveland (2002)
- DeLisha Milton-Jones - Los Angeles (1999-2004); Washington (2005-07); Los Angeles (2008-12); San Antonio (2013); New York (2013); New York (2014); Atlanta (2014-15)
- Murriel Page - Washington (1998-2005); Los Angeles (2006-08)
- Bridget Pettis - Phoenix (1997-2001); Indiana (2002-03); Phoenix (2006)
- Tamara Stocks - Washington (2001)
- Tiffany Travis - Charlotte (2000)
- Tonya (Washington) Massaline - Washington (2000-02); Seattle (2003)
- Sophia Witherspoon - New York (1997-99); Portland (2000-02); Los Angeles (2002-03)

GEORGIA

- Anne Marie Armstrong - Atlanta (2013)
- Sherill Baker - New York (2006); Los Angeles (2007); Indiana (2008)
- Kara Braxton - Detroit (2005-09); Tulsa (2010); Phoenix (2010-11); New York (2011-14)
- Kiesha Brown - Washington (2002-04); Houston (2005); New York (2006-07); Los Angeles (2008); Connecticut (2009); Tulsa (2010)
- Deborah Carter - Utah (1997); Washington (1998)
- Cori Chambers - Connecticut (2007)
- Teresa Edwards - Minnesota (2003-04)
- Stacey Ford - Sacramento (2002)
- La'Keisha Frett - Los Angeles (1999-2000); Sacramento (2001-03); Charlotte (2004); New York (2004-05)
- Lady (Hardmon) Grooms - Utah (1997); Sacramento (1998-2004)
- Jasmine Hassell - Indiana (2013); Seattle (2013); Indiana (2014)
- Tracy Henderson - Cleveland (1999; 2002-03)
- Kedra Holland-Corn - Sacramento (1999-2002); Detroit (2003); Houston (2004); Detroit (2006)
- Ashley Houts - Washington (2010)
- Tasha Humphrey - Detroit (2008); Washington (2008-09); Minnesota (2009)
- Jasmine James – Phoenix (2013)
- Coco Miller - Washington (2001-08); Atlanta (2009-11); Los Angeles (2012)
- Kelly Miller - Charlotte (2001-03); Indiana (2004-05); Phoenix (2006-08); Minnesota (2009); Atlanta (2010); Washington (2011); New York (2012)
- Deanna Nolan - Detroit (2001-09)
- Porsha Phillips - San Antonio (2011)
- Angel Robinson - Seattle (2014)
- Adrienne Shuler - Washington (1998)
- Christi Thomas - Los Angeles (2004-08); Minnesota (2009); Chicago (2010)

KENTUCKY

- Victoria Dunlap - Washington (2011); Seattle (2012)
- A'dia Mathies – Los Angeles (2013)
- Jennifer O'Neill - Minnesota (2015)
- Shantia Owens - Miami (2000); Charlotte (2001)
- Valerie Still - Washington (1999)
- Tiffany Wait-McCain - Orlando (2000-02)

LSU

- **Seimone Augustus - Minnesota (2006-16)**
- Quianna Chaney - Chicago (2008)
- **Sylvia Fowles - Chicago (2008-14); Minnesota (2015-16)**
- Marie Ferdinand-Harris - Utah/San Antonio (2001-07); Los Angeles (2008-10); Phoenix (2011)
- Pietra Gay - Houston (1997)
- Cornelia Gayden - Orlando (2000)
- Katrina Hibbert - Seattle (2000)
- Allison Hightower - Connecticut (2010-15)
- Doneeka Hodges - Los Angeles (2004-06)
- Temeka Johnson - Washington (2005); Los Angeles (2006-08); Phoenix (2009-11); Tulsa (2012); Seattle (2013-14); Los Angeles (2015)
- Shanece McKinney - New York (2014)
- **Theresa Plaisance - Tulsa/Dallas (2014-16)**
- Elaine Powell - Orlando (1999-2001); Detroit (2002-05); Chicago (2006); Detroit (2006-08)
- Scholanda (Dorrell) Robinson- Sacramento (2006-09); Tulsa (2010); San Antonio (2011); Tulsa (2012)
- Aiysha Smith - Washington (2003-04)
- DeTrina White - New York (2004-05)
- Erica White - Houston (2008); Indiana (2009)

OLE MISS

- Jennifer Gillom - Phoenix (1997-2002); Los Angeles (2003)
- Armintie Price - Chicago (2007-09); Atlanta (2010-13); Los Angeles (2014); Washington (2015)
- Yolanda Moore - Houston (1997-98); Orlando (1999)

SEC IN THE WNBA

MISSISSIPPI STATE

- LaCharlotte Smith - Orlando (2000)
- Chanel Mokango - Los Angeles (2010)
- LaToya Thomas - Cleveland (2003); San Antonio (2004-06); Los Angeles (2007); Minnesota (2008)
- Tan White - Indiana (2005-08); Connecticut (2010-13); Minnesota (2014)

SOUTH CAROLINA

- Shaunzinski Gortman - Minnesota (2002-03); Washington (2004)
- Shannon Johnson - Orlando/Connecticut (1999-2003); San Antonio (2004-06); Detroit (2007); Houston (2008); Seattle (2009)
- **Tiffany Mitchell - Indiana (2016)**
- Jocelyn Penn - Washington (2003); San Antonio (2004)
- Petra Ujhelyi - Detroit (2003)

TENNESSEE

- Nicky Anosike - Minnesota (2008-10); Washington (2011); Los Angeles (2012)
- **Vicki Baugh - Tulsa (2014-15); San Antonio (2016)**
- Angie Bjorklund - Chicago (2011)
- Shannon Bobbitt - Los Angeles (2008-09); Indiana (2011); Washington (2012)
- **Cierra Burdick - Atlanta (2015-16)**
- Tasha Butts - Minnesota (2004)
- Kelley Cain - New York (2012); Connecticut (2014)
- **Tamika Catchings - Indiana (2001-16)**
- Daedra Charles - Los Angeles (1997)
- Tonya Edwards - Minnesota (1999); Phoenix (2000-01); Charlotte (2001-02)
- Shyra Ely - San Antonio (2005-07); Seattle (2008); Chicago (2009); Indiana (2011)
- Tye'sha Fluker - Charlotte (2006); Seattle (2007); Chicago (2008)
- Bridgette Gordon - Sacramento (1997-98)
- **Bashaara Graves - Minnesota (2016)**
- **Isabelle Harrison - Phoenix (2016)**
- Lisa Harrison - Phoenix (1999-2003; 2005)
- Dena Head - Utah (1997-98); Phoenix (2000-01)
- Chamique Holdsclaw - Washington (1999-2004); Los Angeles (2005-07); Atlanta (2009-10); San Antonio (2010)
- Alexis Hornbuckle - Detroit (2008-10); Minnesota (2011); Phoenix (2012-13)
- Gwen Jackson - San Antonio (2003); Phoenix (2004-05)
- **Glory Johnson - Tulsa/Dallas (2012-16)**
- Tiffani Johnson - Phoenix (1998); Houston (2000-04); Seattle (2006)
- Kellie (Jolly) Harper - Cleveland (1999)
- Kara Lawson - Sacramento (2003-09); Connecticut (2010-13); Washington (2014-15)
- Michelle Marciniak - Portland (2000-01); Seattle (2001-02)
- Nikki McCray - Washington (1998-2001); Indiana (2002-03); Phoenix (2004); San Antonio (2005); Chicago (2006)
- Carla McGhee - Orlando (1999-2002)
- Loree Moore - New York (2005-09)
- **Candace Parker - Los Angeles (2008-16)**
- Semeka Randall - Seattle (2001-02); Utah/San Antonio (2002-04)
- Ashley Robinson - Phoenix (2004-05); Chicago (2006); Seattle (2006-11; 2013); Washington (2012)
- **Meighan Simmons - Atlanta (2016)**
- Michelle Snow - Houston (2002-08); Atlanta (2009); San Antonio (2010); Chicago (2011); Washington (2012-13)
- Sidney Spencer - Los Angeles (2007-09); New York (2010-11)
- **Shekinna Stricklen - Seattle (2012-14); Connecticut (2015-16)**
- Kamiko Williams – New York (2013)
- Tiffany Woosley - Houston (1997-98)
- Shanna Zolman - San Antonio (2006-09); Tulsa (2010)

TEXAS A&M

- Danielle Adams – San Antonio (2015)
- **Kelsey Bone – New York (2013); Connecticut (2014-15); Phoenix (2016)**
- Sydney Carter – Chicago (2012); Connecticut (2013); Indiana (2014); Atlanta (2015)
- **Sydney Colson – San Antonio (2015-16)**

VANDERBILT

- Chantelle Anderson - Sacramento (2003-04); San Antonio (2005-06)
- Jenni Benningfield - Indiana (2005)
- Rhonda Blades - New York (1997); Detroit (1998)
- Karen Booker - Utah (1997); Houston (1998)
- Dee Davis - Houston (2007)
- Zuzi Klimesova - Indiana (2002)
- Sheri Sam - Orlando (1999); Miami (2000-02); Minnesota (2003); Seattle (2004); Charlotte (2005-06); Indiana (2007); Detroit (2008)
- Carla Thomas - Chicago (2007)
- Christina Wirth - Indiana (2009)

To be listed players must have appeared in at least two regular season game with a team. **Players who appeared on 2016 WNBA rosters appear in bold.**

2016-17 WOMEN'S BASKETBALL

MEDIA GUIDE

Tournaments

SECSPORTS.COM

SEC TOURNAMENT

CHAMPIONSHIP GAME RESULTS

YEAR	CHAMPION	RUNNER-UP	SITE
1980	Tennessee (85)	Ole Miss (71)	Knoxville, Tenn.
1981	Auburn (61)	Alabama (50)	Baton Rouge, La.
1982	Kentucky (80)	Tennessee (74)	Lexington, Ky.
1983	Georgia (72)	Ole Miss (69)	Knoxville, Tenn.
1984	Georgia (74)	Alabama (65)	Athens, Ga.
1985	Tennessee (63)	Auburn (60)	Oxford, Miss.
1986	Georgia (94)	LSU (72)	Athens, Ga.
1987	Auburn (83)	Georgia (57)	Albany, Ga.
1988	Tennessee (73)	Auburn (70)	Albany, Ga.
1989	Tennessee (66)	Auburn (51)	Albany, Ga.
1990	Auburn (78)	Tennessee (77)	Albany, Ga.
1991	LSU (80)	Tennessee (75)	Albany, Ga.
1992	Tennessee (73)	Georgia (66)	Albany, Ga.
1993	Vanderbilt (78)	Georgia (64)	Chattanooga, Tenn.
1994	Tennessee (82)	Vanderbilt (57)	Chattanooga, Tenn.
1995	Vanderbilt (67)	Tennessee (61)	Chattanooga, Tenn.
1996	Tennessee (64)	Alabama (60)	Chattanooga, Tenn.
1997	Auburn (52)	Florida (47)	Chattanooga, Tenn.
1998	Tennessee (67)	Alabama (63)	Columbus, Ga.
1999	Tennessee (85)	Georgia (69)	Chattanooga, Tenn.
2000	Tennessee (70)	Mississippi State (67)	Chattanooga, Tenn.
2001	Georgia (62)	Vanderbilt (60)	Memphis, Tenn.
2002	Vanderbilt (63)	LSU (48)	Nashville, Tenn.
2003	LSU (78)	Tennessee (62)	Little Rock, Ark.
2004	Vanderbilt (62)	Georgia (56)	Nashville, Tenn.
2005	Tennessee (67)	LSU (65)	Greenville, S.C.
2006	Tennessee (63)	LSU (62)	Little Rock, Ark.
2007	Vanderbilt (51)	LSU (45)	Duluth, Ga.
2008	Tennessee (61)	LSU (55)	Nashville, Tenn.
2009	Vanderbilt (61)	Auburn (54)	Little Rock, Ark.
2010	Tennessee (70)	Kentucky (62)	Duluth, Ga.
2011	Tennessee (90)	Kentucky (65)	Nashville, Tenn.
2012	Tennessee (70)	LSU (58)	Nashville, Tenn.
2013	Texas A&M (75)	Kentucky (67)	Duluth, Ga.
2014	Tennessee (71)	Kentucky (70)	Duluth, Ga.
2015	South Carolina (62)	Tennessee (46)	Little Rock, Ark.
2016	South Carolina (66)	Mississippi State (52)	Jacksonville, Fla.

TOURNAMENT RECORDS

(1980-2016)

TEAM	YEARS	WON	LOST	PCT.	TITLES
Tennessee	37	77	20	.794	17
Texas A&M	4	5	3	.625	1
Vanderbilt	37	48	31	.608	6
Georgia	37	46	33	.582	4
Auburn	37	37	35	.514	4
LSU	37	35	36	.493	2
Kentucky	37	33	37	.471	1
Ole Miss	36*	26	36	.419	0
Alabama	37	25	37	.403	0
South Carolina	25	14	23	.378	2
Florida	36*	19	36	.345	0
Mississippi State	37	17	37	.315	0
Arkansas	25	11	25	.306	0
Missouri	4	0	4	.000	0

*Florida did not participate in the 1982 SEC Tournament, Ole Miss did not participate in the 2013 SEC Tournament.

SEC TOURNAMENT

In 1980, the Tennessee Lady Vols captured the first-ever SEC Tournament Championship with an 85-71 victory over Ole Miss. Through the years, Tennessee has compiled the most victories in the competition, posting an overall record of 77-20 in tournament play, and the most tournament titles with 17.

SEMIFINAL GAMES

Auburn	9-3	.750
Tennessee	23-10	.697
LSU	9-8	.529
Mississippi State	2-2	.500
South Carolina	2-2	.500
Texas A&M	1-1	.500
Alabama	4-5	.444
Vanderbilt	8-10	.444
Georgia	9-13	.409
Kentucky	5-9	.357
Florida	1-3	.250
Ole Miss	2-7	.222
Arkansas	0-2	.000
Missouri	0-0	.000

Former Auburn head coach Joe Ciampi led his teams to four SEC Tournament championships, including the 1997 title.

Former Georgia head coach Andy Landers won four tournament championships.

CHAMPIONSHIP GAMES

South Carolina	2-0	1.000
Texas A&M	1-0	1.000
Vanderbilt	6-2	.750
Tennessee	17-6	.739
Auburn	4-3	.571
Georgia	4-5	.444
Kentucky	1-4	.200
LSU	2-8	.182
Florida	0-1	.000
Mississippi State	0-2	.000
Ole Miss	0-2	.000
Alabama	0-4	.000
Arkansas	0-0	.000
Missouri	0-0	.000

TOURNAMENT TEAM VS. TEAM RECORDS

	UA	AR	AU	UF	UG	UK	LSU	UM	MSU	MO	USC	UT	TAMU	VU
UA		2-1	3-2	7-1	1-7	0-4	2-4	1-4	3-0	0-0	2-2	2-9	0-0	2-3
AR	1-2		1-1	1-4	0-3	1-2	0-2	3-4	2-2	0-0	2-1	0-1	0-0	0-3
AU	2-3	1-1		8-1	3-2	5-3	5-1	6-3	1-2	1-0	1-2	4-10	0-2	0-5
UF	1-7	4-1	2-8		0-2	2-5	1-0	0-0	4-1	0-0	2-0	0-9	0-0	3-3
UG	7-1	3-0	2-3	2-0		6-2	6-3	6-3	1-2	1-0	2-2	3-10	0-0	7-7
UK	4-0	2-1	3-5	5-2	2-6		4-8	1-1	5-2	0-0	2-1	1-7	0-1	4-3
LSU	4-2	2-0	1-5	0-1	3-6	8-4		5-0	4-0	0-0	0-2	4-9	1-0	3-7
UM	4-1	4-3	3-6	0-0	3-6	1-1	0-5		6-1	0-0	4-2	1-5	0-0	0-6
MSU	0-3	1-3	2-1	1-4	2-1	2-5	0-4	1-6		1-0	2-1	1-4	0-0	3-6
MO	0-0	0-0	0-1	0-0	0-1	0-0	0-0	0-0	0-1		0-0	0-0	0-0	0-1
USC	2-2	1-2	2-1	0-2	2-2	1-2	2-0	2-4	1-2	0-0		1-3	0-1	0-2
UT	9-2	1-0	10-4	9-0	10-3	7-1	9-4	5-1	4-1	0-0	3-1		2-1	8-2
TAMU	0-0	0-0	2-0	0-0	0-0	1-0	0-1	0-0	0-0	0-0	1-0	1-2		0-0
VU	3-2	3-0	5-0	3-3	7-7	3-4	7-3	6-0	6-3	1-0	2-0	2-8	0-0	

SEC TOURNAMENT RESULTS

1980

February 7-10 - Knoxville, Tenn.

FIRST ROUND

Florida 68, Mississippi State 62
Alabama 69, Vanderbilt 53

SECOND ROUND

Auburn 70, LSU 64
Tennessee 118, Florida 44
Ole Miss 80, Georgia 70
Kentucky 77, Alabama 69

SEMIFINALS

Tennessee 72, Auburn 61
Ole Miss 79, Kentucky 62

CONSOLATION

Kentucky 88, Auburn 59

FINALS

Tennessee 85, Ole Miss 71

1981

January 29-February 1 - Baton Rouge, La.

FIRST ROUND

Alabama 67, Florida 54
Mississippi State 84, Vanderbilt 76

SECOND ROUND

Georgia 75, Ole Miss 68
Alabama 77, Tennessee 71
Auburn 73, LSU 71 (OT)
Kentucky 106, Mississippi State 82

SEMIFINALS

Alabama 80, Georgia 66
Auburn 70, Kentucky 66

CONSOLATION

Georgia 73, Kentucky 62

FINALS

Auburn 61, Alabama 50

1982

February 25-28 - Lexington, Ky.

FIRST ROUND

Vanderbilt 87, Mississippi State 67

SECOND ROUND

Georgia 66, Auburn 65
Tennessee 80, Vanderbilt 75
LSU 77, Ole Miss 73
Kentucky 82, Alabama 76

SEMIFINALS

Tennessee 55, Georgia 44
Kentucky 85, LSU 71

CONSOLATION

Georgia 77, LSU 66

FINALS

Kentucky 80, Tennessee 74

1983

March 3-6 - Knoxville, Tenn.

FIRST ROUND

(W5) Mississippi State 53, (E4) Vanderbilt 51
(W4) Alabama 69, (E5) Florida 53

SECOND ROUND

(W3) Auburn 85, (E2) Kentucky 70
(W1) Ole Miss 59, (W5) Mississippi State 56
(E3) Georgia 79, (W2) LSU 78
(E1) Tennessee 91, (W4) Alabama 73

SEMIFINALS

(W1) Ole Miss 72, (W3) Auburn 62
(E3) Georgia 71, (E1) Tennessee 65

CONSOLATION

Tennessee 83, Auburn 75

FINALS

(E3) Georgia 72, (W1) Ole Miss 69

1984

March 2-5 - Athens, Ga.

FIRST ROUND

(E4) Vanderbilt 72, (W5) Mississippi State 47
(W4) Auburn 75, (E5) Florida 65

SECOND ROUND

(W3) Alabama 85, (E2) Tennessee 66
(E4) Vanderbilt 78, (W1) Ole Miss 73
(W2) LSU 91, (E3) Kentucky 81
(E1) Georgia 102, (W4) Auburn 72

SEMIFINALS

(W3) Alabama 83, (E4) Vanderbilt 73
(E1) Georgia 84, (W2) LSU 77

FINALS

(E1) Georgia 74, (W3) Alabama 65

1985

February 28-March 3 - Oxford, Miss.

FIRST ROUND

(W5) Mississippi State 58, (E4) Kentucky 55
(E5) Vanderbilt 87, (W4) Alabama 85

SECOND ROUND

(E2) Tennessee 85, (W3) LSU 78
(W1) Ole Miss 88, (W5) Mississippi State 45
(W2) Auburn 83, (E3) Florida 64
(E1) Georgia 79, (E5) Vanderbilt 69

SEMIFINALS

(E2) Tennessee 79, (W1) Ole Miss 71
(W2) Auburn 80, (E1) Georgia 65

FINALS

(E2) Tennessee 63, (W2) Auburn 60

1986

February 28-March 3 - Athens, Ga.

FIRST ROUND

(8) Alabama 71, (9) Florida 57
(7) Vanderbilt 83, (10) Mississippi State 69

SECOND ROUND

(4) Ole Miss 83, (5) Tennessee 78
(1) Georgia 88, (8) Alabama 71
(3) LSU 67, (6) Kentucky 66
(7) Vanderbilt 89, (2) Auburn 79

SEMIFINALS

(1) Georgia 76, (4) Ole Miss 68
(3) LSU 83, (7) Vanderbilt 60

FINALS

(1) Georgia 94, (3) LSU 72

1987

March 4-7 - Albany, Ga.

FIRST ROUND

(7) Kentucky 75, (10) Florida 53
(8) Alabama 88, (9) Mississippi State 76

SECOND ROUND

(6) Vanderbilt 65, (3) Ole Miss 64
(2) Georgia 67, (7) Kentucky 64
(4) Tennessee 64, (5) LSU 63
(1) Auburn 89, (8) Alabama 61

SEMIFINALS

(2) Georgia 54, (6) Vanderbilt 52
(1) Auburn 102, (4) Tennessee 96

FINALS

(1) Auburn 83, (2) Georgia 57

1988

March 4-7 - Albany, Ga.

FIRST ROUND

(8) Mississippi State 67, (9) Florida 46
(10) Kentucky 75, (7) Vanderbilt 67

SECOND ROUND

(5) Ole Miss 76, (4) Alabama 66
(1) Auburn 69, (8) Mississippi State 48
(6) Georgia 86, (3) LSU 84
(2) Tennessee 100, (10) Kentucky 66

SEMIFINALS

(1) Auburn 69, (5) Ole Miss 60
(2) Tennessee 82, (6) Georgia 76

FINALS

(2) Tennessee 73, (1) Auburn 70

1989

March 3-6 - Albany, Ga.

FIRST ROUND

(9) Florida 67, (8) Kentucky 64
(10) Alabama 59, (7) Mississippi State 55

SECOND ROUND

(1) Auburn 72, (9) Florida 61
(5) LSU 79, (4) Vanderbilt 73
(6) Ole Miss 78, (3) Georgia 69
(2) Tennessee 89, (10) Alabama 61

SEMIFINALS

(1) Auburn 75, (5) LSU 65
(2) Tennessee 82, (6) Ole Miss 60

FINALS

(2) Tennessee 66, (1) Auburn 51

SEC TOURNAMENT RESULTS

1990

March 2-5 - Albany, Ga.

FIRST ROUND

(9) Florida 70, (8) Kentucky 54
(7) LSU 68, (10) Mississippi State 49

SECOND ROUND

(1) Tennessee 81, (9) Florida 56
(4) Georgia 79, (5) Vanderbilt 72
(3) Ole Miss 71, (6) Alabama 45
(2) Auburn 91, (7) LSU 65

SEMIFINALS

(1) Tennessee 73, (4) Georgia 54
(2) Auburn 72, (3) Ole Miss 71 (OT)

FINALS

(2) Auburn 78, (1) Tennessee 77

1991

March 1-4 - Albany, Ga.

FIRST ROUND

(9) Alabama 95, (8) Florida 75
(7) Ole Miss 74, (10) Mississippi State 56

SECOND ROUND

(4) LSU 96, (5) Kentucky 76
(3) Tennessee 62, (6) Vanderbilt 60
(1) Georgia 78, (9) Alabama 69
(2) Auburn 76, (7) Ole Miss 50

SEMIFINALS

(4) LSU 83, (1) Georgia 74
(3) Tennessee 70, (S) Auburn 62

FINALS

(4) LSU 80, (2) Tennessee 75

1992

March 6-9 - Albany, Ga.

FIRST ROUND

(8) Auburn 70, (9) Florida 53
(10) LSU 61, (7) Mississippi State 56
(5) Vanderbilt 58, (12) South Carolina 47
(6) Kentucky 79, (11) Arkansas 63

SECOND ROUND

(1) Ole Miss 58, (8) Auburn 52
(2) Tennessee 70, (10) LSU 65
(4) Georgia 58, (5) Vanderbilt 57
(6) Kentucky 95, (3) Alabama 87

SEMIFINALS

(4) Georgia 71, (1) Ole Miss 60
(2) Tennessee 90, (6) Kentucky 84

FINALS

(2) Tennessee 73, (4) Georgia 66

1993

March 5-8 - Chattanooga, Tenn.

FIRST ROUND

(8) Georgia 84, (9) Arkansas 73
(10) Ole Miss 59, (7) South Carolina 57
(5) Alabama 106, (12) LSU 86
(6) Kentucky 84, (11) Mississippi State 73

SECOND ROUND

(8) Georgia 73, (1) Tennessee 72
(10) Ole Miss 69, (2) Auburn 55
(5) Alabama 88, (4) Florida 73
(3) Vanderbilt 68, (6) Kentucky 61

SEMIFINALS

(8) Georgia 76, (5) Alabama 72
(3) Vanderbilt 79, (10) Ole Miss 54

FINALS

(3) Vanderbilt 78, (8) Georgia 64

1994

March 4-7 - Chattanooga, Tenn.

FIRST ROUND

(8) Georgia 84, (9) Arkansas 62
(7) Kentucky 83, (10) South Carolina 80
(5) Ole Miss 100, (12) Mississippi State 64
(6) Auburn 76, (11) LSU 73

SECOND ROUND

(1) Tennessee 86, (8) Georgia 72
(2) Vanderbilt 83, (7) Kentucky 80
(4) Alabama 86, (5) Ole Miss 84
(3) Florida 72, (6) Auburn 67

SEMIFINALS

(1) Tennessee 72, (4) Alabama 56
(2) Vanderbilt 94, (3) Florida 72

FINALS

(1) Tennessee 82, (2) Vanderbilt 57

1995

March 3-6 - Chattanooga, Tenn.

FIRST ROUND

(9) Kentucky 75, (8) Auburn 51
(7) Ole Miss 78, (10) Mississippi State 69
(5) Arkansas 80, (12) South Carolina 70
(6) Florida 88, (11) LSU 80

SECOND ROUND

(1) Tennessee 74, (9) Kentucky 62
(2) Vanderbilt 64, (7) Ole Miss 57
(4) Alabama 86, (5) Arkansas 72
(3) Georgia 88, (6) Florida 71

SEMIFINALS

(1) Tennessee 84, (4) Alabama 70
(2) Vanderbilt 82, (3) Georgia 56

FINALS

(2) Vanderbilt 67, (1) Tennessee 61

1996

March 1-4 - Chattanooga, Tenn.

FIRST ROUND

(8) LSU 85, (9) Mississippi State 63
(7) Ole Miss 76, (10) Arkansas 73
(5) Auburn 58, (12) Kentucky 43
(6) Florida 65, (11) South Carolina 48

SECOND ROUND

(8) LSU 73, (1) Georgia 71
(2) Tennessee 73, (7) Ole Miss 51
(4) Alabama 65, (5) Auburn 59
(6) Florida 83, (3) Vanderbilt 73

SEMIFINALS

(4) Alabama 86, (8) LSU 70
(2) Tennessee 74, (6) Florida 63

FINALS

(2) Tennessee 64, (4) Alabama 60

1997

Feb. 28-March 3 - Chattanooga, Tenn.

FIRST ROUND

(9) Auburn 72, (8) Ole Miss 64
(7) Arkansas 71, (10) Kentucky 60
(5) Tennessee 75, (12) South Carolina 48
(6) Vanderbilt 70, (11) Mississippi State 42

SECOND ROUND

(9) Auburn 75, (1) Georgia 47
(2) Alabama 85, (7) Arkansas 63
(5) Tennessee 100, (4) LSU 99 (OT)
(3) Florida 68, (6) Vanderbilt 54

SEMIFINALS

(9) Auburn 61, (5) Tennessee 59
(3) Florida 83, (2) Alabama 73

FINALS

(9) Auburn 52, (3) Florida 47

1998

Feb. 26-March 1 - Columbus, Ga.

FIRST ROUND

(9) Mississippi State 67, (8) Kentucky 48
(11) South Carolina 76, (6) LSU 61
(12) Ole Miss 77, (5) Georgia 73
(7) Arkansas 59, (10) Auburn 43

SECOND ROUND

(4) Vanderbilt 76, (12) Ole Miss 64
(3) Alabama 92, (11) South Carolina 72
(1) Tennessee 88, (9) Mississippi State 60
(2) Florida 63, (7) Arkansas 49

SEMIFINALS

(3) Alabama 74, (2) Florida 61
(1) Tennessee 106, (4) Vanderbilt 45

FINALS

(1) Tennessee 67, (3) Alabama 63

1999

Feb. 25-28 - Chattanooga, Tenn.

FIRST ROUND

(8) Florida 64, (9) Vanderbilt 61
(5) Alabama 82, (12) South Carolina 71
(6) Mississippi State 79, (11) Arkansas 70
(7) Kentucky 75, (10) Ole Miss 59

SECOND ROUND

(1) Tennessee 92, (8) Florida 80
(5) Alabama 76, (4) Auburn 72
(3) Georgia 72, (6) Mississippi State 66
(7) Kentucky 81, (2) LSU 71

SEC TOURNAMENT RESULTS

SEMIFINALS
(1) Tennessee 80, (5) Alabama 69
(3) Georgia 68, (7) Kentucky 62

FINALS
(1) Tennessee 85, (3) Georgia 69

2000

March 2-5 - Chattanooga, Tenn.

FIRST ROUND
(9) Kentucky 67, (8) Alabama 63
(7) Florida 96, (10) Arkansas 86
(5) Mississippi State 75, (12) Ole Miss 59
(6) Vanderbilt 80, (11) South Carolina 58

SECOND ROUND
(1) Georgia 63, (9) Kentucky 45
(2) Tennessee 92, (7) Florida 79
(5) Mississippi State 66, (4) Auburn 56
(6) Vanderbilt 59, (3) LSU 46

SEMIFINALS
(5) Mississippi State 62, (1) Georgia 61
(2) Tennessee 61, (6) Vanderbilt 53

FINALS
(2) Tennessee 70, (5) Mississippi State 67

2001

March 1-4 - Memphis, Tenn.

FIRST ROUND
(8) Alabama 59, (9) Auburn 55
(7) Arkansas 94, (10) Mississippi State 76
(5) LSU 72, (12) Kentucky 57
(11) Ole Miss 75, (6) South Carolina 68

SECOND ROUND
(1) Tennessee 82, (8) Alabama 52
(7) Arkansas 78, (2) Florida 69
(4) Vanderbilt 70, (5) LSU 58
(3) Georgia 80, (11) Ole Miss 61

SEMIFINALS
(4) Vanderbilt 77, (1) Tennessee 74
(3) Georgia 63, (7) Arkansas 44

FINALS
(3) Georgia 62, (4) Vanderbilt 60

2002

February 28-March 3 - Nashville, Tenn.

FIRST ROUND
(9) Georgia 64, (8) Alabama 60
(7) Arkansas 78, (10) Ole Miss 60
(12) Kentucky 75, (5) Mississippi State 72
(11) Auburn 70, (6) Florida 57

SECOND ROUND
(1) Tennessee 81, (9) Georgia 67
(7) Arkansas 79, (2) South Carolina 61
(4) LSU 74, (12) Kentucky 62
(3) Vanderbilt 55, (11) Auburn 39

SEMIFINALS
(4) LSU 81, (1) Tennessee 80
(3) Vanderbilt 81, (7) Arkansas 78

FINALS
(3) Vanderbilt 63, (4) LSU 48

2003

March 6-9 - Little Rock, Ark.

FIRST ROUND
(8) Auburn 68, (9) Kentucky 62
(5) South Carolina 79, (12) Ole Miss 64
(6) Vanderbilt 74, (11) Florida 58
(7) Arkansas 53, (10) Alabama 48

SECOND ROUND
(1) Tennessee 66, (8) Auburn 51
(4) Mississippi State 79, (5) South Carolina 75
(6) Vanderbilt 74, (3) Georgia 70
(2) LSU 78, (7) Arkansas 72

SEMIFINALS
(1) Tennessee 79, (4) Mississippi State 75
(2) LSU 78, (6) Vanderbilt 69

FINALS
(2) LSU 78, (1) Tennessee 62

2004

March 4-7 - Nashville, Tenn.

FIRST ROUND
(8) Mississippi State 79, (9) Arkansas 74
(7) Ole Miss 63, (10) Alabama 56
(5) Georgia 73, (12) South Carolina 42
(6) Vanderbilt 60, (11) Kentucky 41

SECOND ROUND
(1) Tennessee 67, (8) Mississippi State 57
(2) LSU 79, (7) Ole Miss 66
(5) Georgia 76, (4) Florida 72
(6) Vanderbilt 76, (3) Auburn 74

SEMIFINALS
(5) Georgia 68, (1) Tennessee 66 (OT)
(6) Vanderbilt 78, (2) LSU 66

FINALS
(6) Vanderbilt 62, (5) Georgia 56

2005

March 3-6 - Greenville, S.C.

FIRST ROUND
(9) Alabama 62, (8) Florida 58
(7) Auburn 62, (10) Kentucky 57
(5) Ole Miss 53, (12) South Carolina 50
(11) Arkansas 80, (6) Mississippi State 73

SECOND ROUND
(1) LSU 60, (9) Alabama 59
(2) Tennessee 64, (7) Auburn 54
(4) Georgia 87, (5) Ole Miss 65
(3) Vanderbilt 79, (11) Arkansas 60

SEMIFINALS
(1) LSU 79, (4) Georgia 65
(2) Tennessee 76, (3) Vanderbilt 73

FINALS
(2) Tennessee 67, (1) LSU 65

2006

March 2-5 - Little Rock, Ark.

FIRST ROUND
(8) Ole Miss 94, (9) Arkansas 64
(10) Auburn 64, (7) South Carolina 48
(5) Florida 98, (12) Mississippi State 83
(6) Vanderbilt 84, (11) Alabama 47

SECOND ROUND
(1) LSU 91, (8) Ole Miss 73
(2) Tennessee 77, (10) Auburn
(4) Kentucky 88, (5) Florida 70
(3) Georgia 69, (6) Vanderbilt

SEMIFINALS
(1) LSU 79, (4) Kentucky 52
(2) Tennessee 89, (3) Georgia 79

FINALS
(2) Tennessee 63, (1) LSU 62

2007

March 1-4 - Duluth, Ga.

FIRST ROUND
(8) South Carolina 65, (9) Auburn 63
(7) Kentucky 72, (10) Arkansas 57
(5) Ole Miss 78, (12) Alabama 49
(11) Florida 69, (6) Mississippi State 63

SECOND ROUND
(1) Tennessee 81, (8) South Carolina 63
(2) Georgia 72, (7) Kentucky 40
(4) LSU 52, (5) Ole Miss 46
(3) Vanderbilt 105, (11) Florida 77

SEMIFINALS
(4) LSU 63, (1) Tennessee 54
(3) Vanderbilt 81, (2) Georgia 56

FINALS
(3) Vanderbilt 51, (4) LSU 45

2008

March 6-9 - Nashville, Tenn.

FIRST ROUND
(8) Ole Miss 54, (9) Mississippi State 49
(7) Florida 71, (10) South Carolina 57
(5) Georgia 71, (12) Alabama 62
(6) Auburn 73, (11) Arkansas 51

SECOND ROUND
(1) LSU 80, (8) Ole Miss 36
(2) Tennessee 92, (7) Florida 61
(4) Kentucky 57, (5) Georgia 50
(3) Vanderbilt 49, (6) Auburn 44

SEMIFINALS
(1) LSU 66, (4) Kentucky 49
(2) Tennessee 63, (3) Vanderbilt 48

FINALS
(2) Tennessee 61, (1) LSU 55

SEC TOURNAMENT RESULTS

2009

March 5-8 - Little Rock, Ark.

FIRST ROUND

(9) Ole Miss 65, (8) Arkansas 60
(7) Georgia 82, (10) Kentucky 64
(5) Tennessee 68, (12) Alabama 49
(6) Mississippi State 49, (11) South Carolina 39

SECOND ROUND

(1) Auburn 71, (9) Ole Miss 65
(2) Vanderbilt 69, (7) Georgia 61
(5) Tennessee 71, (4) Florida 67
(3) LSU 63, (6) Mississippi State 58

SEMIFINALS

(1) Auburn 78, (5) Tennessee 58
(2) Vanderbil 61, (3) LSU 47

FINALS

(2) Vanderbilt 61, (1) Auburn 54

2010

March 4-7 - Duluth, Ga.

FIRST ROUND

(9) Ole Miss 64, (8) South Carolina 63
(10) Auburn 74, (7) Florida 61
(5) Vanderbilt 65, (12) Arkansas 64 (OT)
(6) Georgia 73, (11) Alabama 66

SECOND ROUND

(1) Tennessee 76, (9) Ole Miss 51
(2) Kentucky 65, (10) Auburn 54
(5) Vanderbilt 63, (4) LSU 61
(3) Mississippi State 67, (6) Georgia 52

SEMIFINALS

(1) Tennessee 68, (5) Vanderbilt 49
(2) Kentucky 76, (3) Mississippi State 65

FINALS

1) Tennessee 70, (2) Kentucky 62

2011

March 3-6 - Nashville, Tenn.

FIRST ROUND

(8) Florida 68, (9) Arkansas 59
(7) LSU 60, (10) Alabama 36
(5) South Carolina 62, (12) Ole Miss 50
(6) Auburn 47, (11) Mississippi State 49

SECOND ROUND

(1) Tennessee 92, (8) Florida 75
(2) Kentucky 60, (7) LSU 58
(4) Georgia 66, (5) South Carolina 34
(3) Vanderbilt 69, (11) Mississippi State 55

SEMIFINALS

(1) Tennessee 82, (4) Georgia 58
(2) Kentucky 69, (3) Vanderbilt 56

FINALS

1) Tennessee 90, (2) Kentucky 65

2012

March 1-4 - Nashville, Tenn.

FIRST ROUND

(8) Florida 70, (9) Auburn 60
(7) Vanderbilt 67, (10) Mississippi State 51
(5) Arkansas 64, (12) Ole Miss 47
(6) South Carolina 57, (11) Alabama 38

SECOND ROUND

(1) Kentucky 71, (8) Florida 67
(2) Tennessee 68, (7) Vanderbilt 57
(4) LSU 41, (5) Arkansas 40
(6) South Carolina 59, (3) Georgia 55

SEMIFINALS

(4) LSU 72, (1) Kentucky 61
(2) Tennessee 74, (6) South Carolina 58

FINALS

(2) Tennessee 70, (4) LSU 58

2013

March 6-10 - Duluth, Ga.

FIRST ROUND

(13) Alabama 63, (12) Mississippi State 36

SECOND ROUND

(9) Florida 64, (8) Arkansas 59
(5) South Carolina 77, (13) Alabama 35
(7) Vanderbilt 53, (10) Missouri 40
(6) LSU 65, (11) Auburn 62

THIRD ROUND

(1) Tennessee 82, (9) Florida 73
(4) Texas A&M 61, (5) South Carolina 52
(2) Kentucky 76, (7) Vanderbilt 65
(3) Georgia 71, (6) LSU 53

SEMIFINALS

(4) Texas A&M 66, (1) Tennessee 62
(2) Kentucky 60, (3) Georgia 38

FINALS

(4) Texas A&M 75, (2) Kentucky 67

2014

March 5-9 - Duluth, Ga.

FIRST ROUND

(13) Mississippi State 73, (12) Missouri 70
(14) Ole Miss 63, (11) Arkansas 62

SECOND ROUND

(9) Georgia 53, (8) Vanderbilt 43
(5) Florida 71, (13) Mississippi State 67
(10) LSU 78, (7) Alabama 65
(6) Auburn 70, (14) Ole Miss 54

THIRD ROUND

(1) South Carolina 67, (9) Georgia 48
(4) Kentucky 75, (5) Florida 70
(2) Tennessee 77, (10) LSU 65
(3) Texas A&M 86, (6) Auburn 54

SEMIFINALS

(4) Kentucky 68, (1) South Carolina 58
(2) Tennessee 86, (3) Texas A&M 77

FINALS

(2) Tennessee 71, (4) Kentucky 70

2015

March 4-8 - Little Rock, Ark.

FIRST ROUND

(13) Auburn 71, (12) Florida 49
(11) Vanderbilt 66, (14) Alabama 56

SECOND ROUND

(9) Arkansas 72, (8) Ole Miss 61
(5) Texas A&M 57, (13) Auburn 47
(10) Georgia 75, (7) Missouri 64
(6) Kentucky 67, (11) Vanderbilt 61

THIRD ROUND

(1) South Carolina 58, (9) Arkansas 36
(4)LSU 71, (5) Texas A&M 65
(2) Tennessee 75, (10) Georgia 41
(6) Kentucky 76, (3) Mississippi State 67

SEMIFINALS

(1) South Carolina 74, (4) LSU 54
(2) Tennessee 75, (6) Kentucky 64

FINALS

(1) South Carolina 62, (2) Tennessee 46

2016

March 2-6 - Jacksonville, Fla.

FIRST ROUND

(13) LSU 58, (12) Alabama 49
(11) Vanderbilt 74, (14) Ole Miss 59

SECOND ROUND

(9) Auburn 47, (8) Missouri 45
(5) Kentucky 79, (13) LSU 71
(7) Tennessee 68, (10) Arkansas 51
(11) Vanderbilt 54, (6) Georgia 49

THIRD ROUND

(1) South Carolina 57, (9) Auburn 48
(5) Kentucky 92, (4) Florida 69
(7) Tennessee 70, (2) Texas A&M 60
(3) Mississippi State 63, (11) Vanderbilt 46

SEMIFINALS

(1) South Carolina 93, (5) Kentucky 63
(3) Mississippi State 58, (7) Tennessee 48

FINALS

(1) South Carolina 66, (3) Mississippi State 52

SEC TOURNAMENT INDIVIDUAL RECORDS

SINGLE GAME

MOST POINTS
44 - LaToya Thomas, MS vs. AR 2001
MOST FIELD GOALS
17 - Becky Jackson, AU vs. UT 1983
MOST FIELD GOALS ATTEMPTED
32 - Tan White, MSU vs. UT 2004
BEST FIELD GOAL PERCENTAGE (MIN. 10 MADE)
100.0 - Lisa Collins, UK vs. LSU (10x10) 1984
MOST 3-POINT FIELD GOALS
7 - Twice
Last by Sara Burgess, USC vs. UM (7x10) 2003
MOST 3-POINT FIELD GOALS ATTEMPTED
20 - Brandi McCain, UF vs. AR 2001
BEST 3-POINT FIELD GOAL PERCENTAGE (MIN. 4 ATTS.)
100.0 - Christina Wirth, VU vs. UF (5x5) 2007
MOST FREE THROWS
15 - Shelia Collins, UT vs. LSU 1985
MOST FREE THROWS ATTEMPTED
19 - Twice
Last by Armintie Price, UM vs. USC 2005
BEST FREE THROW PERCENTAGE (MIN. 10 MADE)
100.0 - Five times
Last by Meredith Marsh, VU vs. UG (10x10) 2007
MOST REBOUNDS
21 - Twice
Last by Sheila Johnson, LSU vs. MSU 1990
MOST ASSISTS
18 - Dawn Marsh, UT vs. UG 1988
MOST STEALS
9 - Karen Booker, VU vs. UG 1987
MOST BLOCKS
8 - Wanda Holloway, UG vs. UK 1981

TOURNAMENT

MOST POINTS
90 - Twice
Last by Shelia Collins, UT (3 games) 1985
MOST FIELD GOALS
35 - Four times
Last by Seimone Augustus, LSU (3 games) 2006
MOST FIELD GOALS ATTEMPTED
68 - Tara Williams, Auburn (4 games) 1997
BEST FIELD GOAL PERCENTAGE (MIN. 20 ATTS.)
79.5 - Katrina McClain, UG (35x44, 3 games) 1986
MOST 3-POINT GOALS
13 - Betsy Harris, UA (13x31, 3 games) 1993
MOST 3-POINT GOALS ATTEMPTED
31 - Betsy Harris, UA (13x31, 3 games) 1993
BEST 3-POINT PERCENTAGE (MIN. 10 ATTS.)
86.0 - Angie Bjorklund, UT (12x14) 2011
MOST FREE THROWS
33 - Shelia Collins, UT (3 games) 1985
MOST FREE THROWS ATTEMPTED
38 - Shelia Collins, UT (3 games) 1985
BEST FREE THROW PERCENTAGE (MIN. 10 ATTS.)
100.0 - Five times
Last by Christina Foggie, VU (12x12, 2 games) 2012
MOST REBOUNDS
44 - Valerie Still, UK (3 games) 1980
MOST ASSISTS
33 - Dawn Marsh, UT (3 games) 1988

CHAMPIONSHIP GAME

MOST POINTS
34 - Bridgette Gordon, UT vs. AU 1988
MOST FIELD GOALS
14 - Eugenia Conner, UM vs. UG 1983
MOST 3-POINT GOALS
7 - Angie Bjorklund, UT vs. UK 2011
MOST FREE THROWS
13 - Bridgette Gordon, UT vs. AU 1989
MOST REBOUNDS
15 - Kelsey Bone, TAMU vs. UK 2013

LaToya Thomas scored 44 points against Arkansas in the 2001 SEC Tournament.

SEC TOURNAMENT TEAM RECORDS

SINGLE GAME

MOST POINTS SCORED
118 - Tennessee vs. Florida 1980
FEWEST POINTS SCORED
34 - South Carolina vs. Georgia 2011
MOST POINTS, LOSING TEAM
99 - LSU vs. Tennessee 1997
MOST FIELD GOALS
45 - Tennessee vs. Florida 1980
MOST FIELD GOALS ATTEMPTED
85 - Kentucky vs. Alabama 1992
BEST FIELD GOAL PERCENTAGE
67.3 - Georgia vs. Ole Miss (33x49) 1986
FEWEST FIELD GOALS
12 - Vanderbilt vs. Mississippi State 2016
FEWEST FIELD GOALS ATTEMPTED
35 - LSU vs. Arkansas 2012
LOWEST FIELD GOAL PERCENTAGE
22.2 - Twice
Last by Georgia vs. Kentucky 2013
MOST 3-POINT GOALS
16 - Tennessee vs. Kentucky 2011
MOST 3-POINT GOALS ATTEMPTED
33 - S. Carolina vs. Kentucky 1994
BEST 3-POINT PERCENTAGE (MIN. 6 ATTS.)
87.5 - Vanderbilt vs. Ole Miss (7X8) 1998
MOST FREE THROWS
35 - Vanderbilt vs. Mississippi State 1982
MOST FREE THROWS ATTEMPTED
49 - Vanderbilt vs. Mississippi State 1982
BEST FREE THROW PERCENTAGE (MIN. 10 ATTS.)
100.0 - Texas A&M vs. Tennessee (12X12) 2016
BEST FREE THROW PERCENTAGE (LESS THAN 10 ATTS.)
100.0 - Three times
Last by South Carolina vs. Ole Miss (8x8) 1993
FEWEST FREE THROWS
1 - Florida vs. Alabama 1983
FEWEST FREE THROWS ATTEMPTED
2 - LSU vs. Vanderbilt 2002
LOWEST FREE THROW PERCENTAGE
25.0 - Florida vs. Alabama (1x4) 1983
MOST REBOUNDS
66 - Miss. State vs. Vanderbilt 1982
FEWEST REBOUNDS
20 - Twice
Last by Arkansas vs. Auburn 2008
MOST ASSISTS
29 - Three times
Last by Georgia vs. Auburn 1984
FEWEST ASSISTS
1 - South Carolina vs. Alabama 2012
MOST STEALS
25 - Ole Miss vs. Alabama 2007
MOST TURNOVERS
42 - Alabama vs. Ole Miss 2007
FEWEST TURNOVERS
3 - Vanderbilt vs. Georgia 2009
MOST BLOCKS
16 - Georgia vs. Kentucky 1981
MOST FOULS
35 - Twice
Last by Georgia vs. Ole Miss 1989
FEWEST FOULS
7 - Vanderbilt vs. LSU 2002



Brandi McCain had 20 three-point field goal attempts against Arkansas in the 2001 tournament.

SEC TOURNAMENT INDIVIDUAL SUPERLATIVES

SCORING - MINIMUM 30 POINTS

44 - LaToya Thomas, MSU vs. AR (2001)
40 - Shameka Christon, AR vs. VU (2002)
40 - Shelia Collins, UT vs. UM (1985)
39 - Merlakia Jones, UF vs. LSU (1995)
38 - Tan White, MSU vs. ARK (2005)
37 - Becky Jackson, AU vs. UT (1983)
35 - Jennifer Gillom, UM vs. UT (1986)
35 - Shelia Collins, UT vs. LSU (1985)
35 - Janet Harris, UG vs. AU (1984)
34 - LaToya Thomas, MSU vs. UT (2003)
34 - Bridgette Gordon, UT vs. AU (1988)
34 - Barbara Brackman, VU vs. UT (1982)
34 - Valerie Still, UK vs. LSU (1982)
33 - Taber Spani, UT vs. TAMU (2013)
33 - Tasha Humphrey, UG vs. LSU (2005)
33 - Shameka Christon, AR vs. LSU (2003)
33 - Valerie Still, UK vs. MSU (1981)
32 - DeWanna Bonner, AU vs. UM (2009)
32 - Kara Lawson, UT vs. MSU (2003)
32 - Bridgette Gordon, UT vs. UG (1988)
32 - Vickie Orr, AU vs. UG (1987)
32 - Teresa Edwards, UG vs. LSU (1986)
32 - Katrina McClain, UG vs. LSU (1986)
32 - Sandra Rushing, UA vs. UF (1986)
32 - Harriet Brumfield, VU vs. UA (1985)
32 - Janet Harris, UG vs. LSU (1982)
31 - Makayla Epps, UK vs. MSU (2015)
30 - Victoria Vivians, MSU vs. UT (2016)

REBOUNDING

21 - Sheila Johnson, LSU vs. MSU (1990)
21 - Belinda Woods, MSU vs. VU (1982)
18 - Brittany Henderson, UK vs. VU (2011)
18 - Dana Johnson, UT vs. UA (1994)
18 - Harriet Brumfield, VU vs. UA (1985)
18 - Harriet Brumfield, VU vs. MSU (1982)
17 - Tiffany Clarke, VU vs. UK (2011)
17 - Murriel Page, UF vs. LSU (1995)
17 - Clara Jackson, UM vs. USC (1993)
17 - Karen Linder, LSU vs. UT (1987)
17 - Shelia Collins, UT vs. UM (1985)
17 - Lori Monroe, AU vs. UK (1983)
17 - Mary Ostrowski, UT vs. VU (1982)
17 - Valerie Still, UK vs. AU (1980)

FIELD GOALS (ATTS.)

17 (24) - Becky Jackson, AU vs. UT (1983)
16 (23) - Shameka Christon, AR vs. VU (2002)
15 (23) - Shameka Christon, AR vs. LSU (2003)
15 (24) - LaToya Thomas, MSU vs. AR (2001)
15 (26) - Merlakia Jones, UF vs. LSU (1995)
15 (25) - Teresa Edwards, UG vs. LSU (1986)
15 (28) - Shelia Collins, UT vs. UM (1985)
15 (25) - Barbara Brackman, VU vs. UT (1982)

FIELD GOALS ATTEMPTS (MADE)

32 (9) - Tan White, MSU vs. UT (2004)
30 (10) - Vickie Orr, AU vs. UT (1988)
29 (6) - Brandi McCain, UF vs. AR (2001)

THREE-POINT FIELD GOALS (ATTS.)

7 (8) - Angie Bjorklund, UT vs. UK (2011)
7 (10) - Sarah Burgess, USC vs. UM (2003)
7 (14) - Betsy Harris, UA vs. UK (1993)

THREE-POINT FIELD GOAL ATTS. (MADE)

20 (4) - Brandi McCain, UF vs. AR (2001)
15 (3) - Alexis Rack, MSU vs. UM (2008)
15 (5) - Dana Chatman, LSU vs. AU (1990)
14 (4) - Elizabeth Roberton, UM vs. SC (2010)
14 (6) - Cornielia Gayden, LSU vs. UF (1995)
14 (7) - Betsy Harris, UA vs. UK (1993)

FREE THROWS (ATTS.)

15 (16) - Shelia Collins, UT vs. LSU (1985)
14 (17) - LaToya Thomas, MSU vs. AR (2001)
14 (16) - Ashley McElhiney, VU vs. UT (2001)
13 (17) - Shannon Johnson, USC vs. UK (1994)
13 (15) - Bridgette Gordon, UT vs. AU (1989)

FREE THROWS ATTEMPTS (MADE)

19 (7) - Armintie Price, UM vs. USC (2005)
17 (14) - LaToya Thomas, MSU vs. AR (2001)
17 (13) - Shannon Johnson, USC vs. UK (1994)
16 (11) - Glory Johnson, UT vs. UF (2011)
16 (14) - Ashley McElhiney, VU vs. UT (2001)
16 (11) - Daedra Charles, UT vs. VU (1991)
16 (8) - Harriet Brumfield, VU vs. MSU (1985)
16 (15) - Shelia Collins, UT vs. LSU (1985)

BLOCKS

8 - Angela Gorsica, VU vs. UG (1995)
8 - Wanda Holloway, UG vs. UK (1981)
7 - Kelley Cain, UT vs. UA (2009)
7 - Sylvia Fowles, LSU vs. UT (2006)
7 - Marita Payne, AU vs. UT (2005)
7 - Dee Dee Franklin, LSU vs. VU (1989)
6 - Chanel Mokango, MSU vs. UG (2010)
6 - Carla Thomas, VU vs. UK (2004)
6 - Daedra Charles, UT vs. UG (1990)
6 - Katrina McClain, UG vs. VU (1985)
6 - Deborah Mitchell, UG vs. UK (1981)

STEALS

9 - Karen Booker, VU vs. UG (1987)
8 - Armintie Price, UM vs. USC (2005)

ASSISTS

18 - Dawn Marsh, UT vs. UG (1988)
17 - Temeka Johnson, LSU vs. UG (2005)
15 - Niesa Johnson, UA vs. UM (1994)
15 - Patty Jo Hedges, UK vs. LSU (1982)
14 - Cathy Bender, VU vs. UT (1982)

SEC TOURNAMENT ATTENDANCE

TOTAL	TOURNAMENT SITE	YEAR	AVERAGE/SESSION
51,036	Nashville, Tenn.	2008	8,506
46,130	Nashville, Tenn.	2012	7,688
43,642	Little Rock, Ark.	2003	7,274
43,221	Chattanooga, Tenn.	1999	7,203
42,140	Nashville, Tenn.	2011	7,023
41,888	Nashville, Tenn.	2002	6,981
41,185	Chattanooga, Tenn.	2000	6,864
39,214	Nashville, Tenn.	2004	6,536
37,807	Chattanooga, Tenn.	1997	6,301
37,033	Little Rock, Ark.	2006	6,172
36,391	Chattanooga, Tenn.	1996	6,065
33,882	Duluth, Ga.	2007	5,647
32,793	Memphis, Tenn.	2001	5,466
30,467	Duluth, Ga.	2014	4,352
29,584	Columbus, Ga.	1998	4,930
29,540	Chattanooga, Tenn.	1995	4,923
29,526	Jacksonville, Fla.	2016	4,218
28,650	Greenville, S.C.	2005	4,775
28,444	Chattanooga, Tenn.	1994	4,042
27,894	Duluth, Ga.	2010	4,649
24,777	Little Rock, Ark.	2009	4,129
25,821	Little Rock, Ark.	2015	3,689
24,252	Chattanooga, Tenn.	1993	4,042
20,497	Duluth, Ga.	2013	4,213
19,512	Albany, Ga.	1988	3,902
18,935	Albany, Ga.	1989	3,787
18,172	Albany, Ga.	1991	3,634
16,976	Albany, Ga.	1990	3,395
14,700	Albany, Ga.	1987	2,940
12,318	Albany, Ga.	1992	2,053
10,686	Oxford, Miss.	1985	2,137
9,418	Athens, Ga.	1986	1,884
9,274	Athens, Ga.	1984	1,855
8,111	Lexington, Ky.	1982	1,622
5,962	Knoxville, Tenn.	1983	1,192
4,085	Knoxville, Tenn.	1980	817
1,600	Baton Rouge, La.	1981	320

CHAMPIONSHIP GAME ATTENDANCE

GAME	YEAR	SITE	ATTEND.
Tennessee 70, LSU 60	2012	Nashville	12,441
Tennessee 61, LSU 55	2008	Nashville	12,392
Tennessee 85, Georgia 69	1999	Chattanooga	11,163
Tennessee 90, Kentucky 65	2011	Nashville	11,150
Tennessee 70, Mississippi St. 67	2000	Chattanooga	10,687
Tennessee 63, LSU 62	2006	Little Rock	8,255
LSU 78, Tennessee 62	2003	Little Rock	8,072
Tennessee 67, Alabama 63	1998	Columbus	7,603
Vanderbilt 63, LSU 48	2002	Nashville	7,131
Tennessee 64, Alabama 60	1996	Chattanooga	7,121
South Carolina 66, Mississippi St. 52	2016	Jacksonville	6,549
Tennessee 71, Kentucky 70	2014	Duluth, Ga.	6,544
Tennessee 82, Vanderbilt 57	1994	Chattanooga	6,357
Tennessee 67, LSU 65	2005	Greenville	6,317
Vanderbilt 67, Tennessee 61	1995	Chattanooga	6,239
Tennessee 70, Kentucky 62	2010	Duluth	5,854
South Carolina 62, Tennessee 46	2015	Little Rock	5,819
Vanderbilt 62, Georgia 56	2004	Nashville	5,802
Kentucky 80, Tennessee 74	1982	Lexington	5,200
Texas A&M 75, Kentucky 67	2013	Duluth	5,076
Tennessee 73, Auburn 70	1988	Albany	5,012
Auburn 83, Georgia 57	1987	Albany	5,000
Vanderbilt 51, LSU 45	2007	Duluth	4,759
Vanderbilt 78, Georgia 64	1993	Chattanooga	4,586
Tennessee 66, Auburn 51	1989	Albany	4,508
Georgia 62, Vanderbilt 60	2001	Memphis	4,227
Auburn 52, Florida 47	1997	Chattanooga	3,826
Georgia 94, LSU 72	1986	Athens	3,416
LSU 80, Tennessee 75	1991	Albany	3,399
Georgia 74, Alabama 65	1984	Athens	3,356
Auburn 78, Tennessee 77	1990	Albany	3,323
Vanderbilt 61, Auburn 54	2009	Little Rock	3,261
Tennessee 73, Georgia 66	1992	Albany	2,675
Tennessee 85, Ole Miss 71	1980	Knoxville	2,342
Georgia 72, Ole Miss 69	1983	Knoxville	950
Tennessee 63, Auburn 60	1985	Oxford	512
Auburn 61, Alabama 50	1981	Baton Rouge	250

LARGEST ATTENDANCE BY SESSION

ATTEND.	SESSION, YEAR	ATTEND.	SESSION, YEAR	ATTEND.	SESSION, YEAR
12,897	Session 5, 2008	9,323	Session 4, 1997	7,461	Session 3, 2011
11,788	Session 5, 1999	8,860	Session 5, 2003	7,438	Session 5, 1998
11,264	Session 5, 2002	8,604	Session 3, 2003	7,306	Session 3, 1997
11,182	Session 5, 2001	8,513	Session 1, 2003	7,167	Session 5, 2005
11,029	Session 5, 2012	8,594	Session 3, 2012	7,043	Session 3, 1995
10,443	Session 5, 2004	8,355	Session 3, 2000	6,878	Session 3, 2001
10,356	Session 5, 2000	8,324	Session 5, 2006	6,855	Session 3, 1994
10,207	Session 5, 2011	8,211	Session 3, 1999	6,710	Session 5, 1995
10,142	Session 5, 2007	7,803	Session 5, 1997	6,628	Session 3, 2007
9,938	Session 3, 2008	7,802	Session 4, 2002	6,630	Session 6, 2013
9,872	Session 3, 1996	7,678	Session 4, 2002	6,622	Session 5, 1996

SEC TOURNAMENT YEAR-BY-YEAR ATTENDANCE

1987
March 4-7 • Albany, Ga.
Session 1 1,600
Session 2 1,100
Session 3 3,500
Session 4 3,500
Session 5 5,000
Avg. Per Session. 2,940
Total 14,700

1988
March 4-7 • Albany, Ga.
Session 1 2,200
Session 2 4,000
Session 3 3,600
Session 4 4,700
Session 5 5,012
Avg. Per Session. 3,902
Total 19,512

1989
March 3-6 • Albany, Ga.
Session 1 3,138
Session 2 3,573
Session 3 4,192
Session 4 3,524
Session 5 4,508
Avg. Per Session. 3,787
Total 18,935

1990
March 2-5 • Albany, Ga.
Session 1 2,681
Session 2 3,289
Session 3 3,257
Session 4 4,700
Session 5 5,012
Avg. Per Session. 3,395
Total 16,976

1991
March 1-4 • Albany, Ga.
Session 1 3,038
Session 2 3,223
Session 3 4,483
Session 4 4,029
Session 5 3,399
Avg. Per Session. 3,634
Total 18,172

1992
March 6-9 • Albany, Ga.
Session 1 1,645
Session 2 1,160
Session 3 2,187
Session 4 2,457
Session 5 2,194
Session 6 2,675
Avg. Per Session. 2,053
Total 12,318

1993
March 5-8 • Chattanooga, Tenn.
Session 1 1,153
Session 2 2,468
Session 3 6,388
Session 4 4,673
Session 5 4,624
Session 6 4,586
Avg. Per Session. 4,042
Total 24,252

1994
March 4-7 • Chattanooga, Tenn.
Session 1 2,179
Session 2 3,180
Session 3 6,855
Session 4 3,795
Session 5 6,078
Session 6 6,357
Avg. Per Session. 4,741
Total 28,444

1995
March 3-6 • Chattanooga, Tenn.
Session 1 2,108
Session 2 3,015
Session 3 7,043
Session 4 4,425
Session 5 6,710
Session 6 6,239
Avg. Per Session. 4,923
Total 29,540

1996
March 1-4 • Chattanooga, Tenn.
Session 1 2,917
Session 2 3,942
Session 3 9,872
Session 4 5,917
Session 5 6,622
Session 6 7,121
Avg. Per Session. 6,065
Total 36,391

1997
Feb. 28-March 3 • Chattanooga, Tenn.
Session 1 3,228
Session 2 6,321
Session 3 7,306
Session 4 9,323
Session 5 7,803
Session 6 3,826
Avg. Per Session. 6,301
Total 37,806

1998
Feb. 26-March 1 • Columbus, Ga.
Session 1 2,486
Session 2 3,312
Session 3 4,263
Session 4 4,482
Session 5 7,438
Session 6 7,603
Avg. Per Session. 4,930
Total 29,584

1999
Feb. 25-28 • Chattanooga, Tenn.
Session 1 2,764
Session 2 3,421
Session 3 8,211
Session 4 5,874
Session 5 11,788
Session 6 11,163
Avg. Per Session. 7,203
Total 43,221

2000
March 2-5 • Chattanooga, Tenn.
Session 1 2,873
Session 2 3,685
Session 3 8,355
Session 4 5,279
Session 5 10,356
Session 6 10,687
Avg. Per Session. 6,864
Total 41,185

2001
March 1-4 • Memphis, Tenn.
Session 1 2,628
Session 2 2,909
Session 3 6,878
Session 4 4,969
Session 5 11,182
Session 6 4,227
Avg. Per Session. 5,466
Total 32,793

2002
Feb. 28-March 3 • Nashville, Tenn.
Session 1 3,470
Session 2 4,543
Session 3 7,678
Session 4 7,802
Session 5 11,264
Session 6 7,131
Avg. Per Session. 6,981
Total 41,888

2003
March 6-9 • Little Rock, Ark.
Session 1 . . . . . .
8513 . . . . . .
Session 2 4255
Session 3 8604
Session 4 5338
Session 5 8860
Session 6 8072
Avg. Per Session. 7,274
Total 43,642

2004
March 4-7 • Nashville, Tenn.
Session 1 3,712
Session 2 5,120
Session 3 7,840
Session 4 6,297
Session 5 10,443
Session 6 5,802
Avg. Per Session. 6,536
Total 39,214

2005
March 3-6 • Greenville, S.C.
Session 1 2,602
Session 2 3,069
Session 3 5,141
Session 4 4,356
Session 5 7,167
Session 6 6,317
Avg. Per Session. 4,775
Total 28,650

2006
March 2-5 • Little Rock, Ark.
Session 1 5,075
Session 2 3,819
Session 3 6,238
Session 4 5,322
Session 5 8,324
Session 6 8,255
Avg. Per Session. 6,172
Total 37,033

2007
March 1-4 • Duluth, Ga.
Session 1 2,974
Session 2 3,536
Session 3 6,628
Session 4 5,843
Session 5 10,142
Session 6 4,759
Avg. Per Session. 5,647
Total 33,882

2008
March 6-9 • Nashville, Tenn.
Session 1 4,259
Session 2 5,108
Session 3 9,938
Session 4 6,442
Session 5 12,897
Session 6 12,392
Avg. Per Session. 8,506
Total 51,036

SEC TOURNAMENT YEAR-BY-YEAR ATTENDANCE

2009

March 5-8 • Little Rock, Ark.

Session 1	2,952
Session 2	3,880
Session 3	3,386
Session 4	5,041
Session 5	5,757
Session 6	3,261
Avg. Per Session	**4,129**
Total	**24,777**

2010

March 4-7 • Duluth, Ga.

Session 1	2,385
Session 2	3,682
Session 3	5,012
Session 4	4,813
Session 5	6,148
Session 6	5,854
Avg. Per Session	**4,649**
Total	**27,894**

2011

March 3-6 • Nasvhille, Tenn.

Session 1	3,519
Session 2	3,827
Session 3	7,461
Session 4	5,976
Session 5	10,207
Session 6	11,150
Avg. Per Session	**7,023**
Total	**42,140**

2012

March 1-4 • Nasvhille, Tenn.

Session 1	4,404
Session 2	3,919
Session 3	8,594
Session 4	5,743
Session 5	11,029
Session 6	12,441
Avg. Per Session	**7,688**
Total	**46,130**

2013

March 6-10 • Duluth, Ga.

Session 1	1,989
Session 2	2,744
Session 3	3,024
Session 4	4,819
Session 5	5,215
Session 6	6,630
Session 7	5,076
Avg. Per Session	**4,213**
Total	**20,497**

2014

March 5-9 • Duluth, Ga.

Session 1	2,044
Session 2	2,918
Session 3	3,152
Session 4	4,271
Session 5	5,232
Session 6	6,306
Session 7	6,544
Avg. Per Session	**4,352**
Total	**30,467**

2015

March 4-8 • Little Rock, Ark.

Session 1	1,915
Session 2	2,122
Session 3	1,622
Session 4	4,630
Session 5	4,189
Session 6	5,524
Session 7	5,819
Avg. Per Session	**3,689**
Total	**25,821**

2016

March 2-6 • Jacksonville, Fla.

Session 1	2,889
Session 2	2,445
Session 3	3,094
Session 4	4,703
Session 5	4,214
Session 6	5,632
Session 7	6,549
Avg. Per Session	**4,218**
Total	**29,526**

SEC ALL-TOURNAMENT TEAMS

1980
Lori Monroe, Auburn (Fr.)
Valerie Still, Kentucky (Fr.)
Peggie Gillom, Ole Miss (Sr.)
Carol Ross, Ole Miss (Jr.)
Cindy Noble, Tennessee (Jr.)
Jill Rankin, Tennessee (Sr.) - MVP
Holly Warlick, Tennessee (Sr.)

1981
Mary Beasly, Alabama (Sr.)
Leslie Payne, Alabama (Sr.)
Becky Jackson, Auburn (Fr.) - MVP
Angie Hannah, Auburn (Jr.)
Valerie Still, Kentucky (So.)

1982
Janet Harris, Georgia (Fr.)
Patty Jo Hedges, Kentucky (Jr.)
Valerie Still, Kentucky (Jr.) - MVP
Joyce Walker, LSU (Fr.)
Tanya Haave, Tennessee (Jr.)
Mary Ostrowski, Tennessee (Jr.)

1983
Becky Jackson, Auburn (Jr.)
T. Edwards, Georgia (Fr.) - MVP
Lisa O'Connor, Georgia (Fr.)
Joyce Walker, LSU (So.)
Eugenia Conner, Ole Miss (So.)
Tanya Haave, Tennessee (Sr.)

1984
C. Crumpton, Alabama (Sr.) - MVP
Teresa Edwards, Georgia (So.)
Janet Harris, Georgia (Jr.)
Wanda Holloway, Georgia (Sr.)
Joyce Walker, LSU (Jr.)
Donna Atkinson, Vanderbilt (So.)

1985
Mae Ola Bolton, Auburn (Fr.)
Brenda Hill, Auburn (Sr.)
Janet Harris, Georgia (Sr.)
Jennifer Gillom, Ole Miss (Jr.)
Shelia Collins, Tennessee (Sr.) - MVP
Dawn Marsh, Tennessee (So.)

1986
Teresa Edwards, Georgia (Sr.)
K. McClain, Georgia (Jr.) - MVP
Lisa O'Connor, Georgia (Sr.)
Alisha Jones, LSU (Jr.)
Jennifer Gillom, Ole Miss (Sr.)
Jackie Cowan, Vanderbilt (Sr.)

1987
Mae Ola Bolton, Auburn (Jr.)
Diann McNeil, Auburn (Jr.)
Vickie Orr, Auburn (So.) - MVP
Katrina McClain, Georgia (Sr.)
Kathy Spinks, Tennessee (Sr.)
Karen Booker, Vanderbilt (Sr.)

1988
Ruthie Bolton, Auburn (Jr.)
Diann McNeil, Auburn (Sr.)
Vickie Orr, Auburn (Jr.)
Tammye Jenkins, Georgia (Fr.)
Jodie Whitaker, Kentucky (Jr.)
B. Gordon, Tennessee (Jr.) - MVP

1989
Vickie Orr, Auburn (Sr.)
Patrena Scruggs, Auburn (Sr.)
Sheila Frost, Tennessee (Sr.)
B. Gordon, Tennessee (Sr.) - MVP
Dena Head, Tennessee (Fr.)

1990
Carolyn Jones, Auburn (Jr.) - MVP
Evelyn Thompson, Auburn (Sr.)
Lady Hardmon, Georgia (So.)
Daedra Charles, Tennessee (Jr.)
Dena Head, Tennessee (So.)

1991
Carolyn Jones, Auburn (Sr.)
Pokey Chatman, LSU (Sr.) - MVP
Annette Jackson-Lowery, LSU (Sr.)
Sheila Johnson, LSU (Sr.)
Daedra Charles, Tennessee (Sr.)

1992
Lady Hardmon, Georgia (Sr.)
Stacy McIntyre, Kentucky (Sr.)
Charlotte Banks, Ole Miss (Sr.)
Peggy Evans, Tennessee (Jr.)
Dena Head, Tennessee (Sr.) - MVP

1993
Niesa Johnson, Alabama (So.)
Deborah Reese, Georgia (Jr.)
Clara Jackson, Ole Miss (Jr.)
Misty Lamb, Vanderbilt (Sr.)
M. Cunningham, Vanderbilt (So.) - MVP

1994
DeLisha Milton, Florida (Fr.)
Dana Johnson, Tennessee (Jr.)
Nikki McCray, Tennessee (Jr.)
T. Woosley, Tennessee (Jr.) - MVP
Rhonda Blades, Vanderbilt (Jr.)

1995
Niesa Johnson, Alabama (Sr.)
Nikki McCray, Tennessee (Sr.)
Dana Johnson, Tennessee (Sr.)
Na'Sheema Hillmon, Vanderbilt (Fr.)
Sheri Sam, Vanderbilt (Jr.) - MVP

1996
D. Canty, Alabama (Fr.) - MVP
Brittany Ezell, Alabama (So.)
Pietra Gay, LSU (Jr.)
C. Holdsclaw, Tennessee (Fr.)
Michelle Marciniak, Tennessee (Sr.)

1997
Laticia Morris, Auburn (Sr.) - MVP
Tiffany Krantz, Auburn (Fr.)
Tara Williams, Auburn (Sr.)
DeLisha Milton, Florida (Sr.)
Murriel Page, Florida (Jr.)
C. Holdsclaw, Tennessee (So.)

1998
Dominique Canty, Alabama (Jr.)
Murriel Page, Florida (Sr.)
C. Holdsclaw, Tennessee (Jr.) - MVP
Tamika Catchings, Tennessee (Fr.)
Semeka Randall, Tennessee (Fr.)

1999
Dominique Canty, Alabama (Sr.)
CoCo Miller, Georgia (So.)
C. Holdsclaw, Tennessee (Sr.) - MVP
Tamika Catchings, Tennessee (So.)
Michelle Snow, Tennessee (Fr.)

2000
Angela Harris, Miss. State (Sr.)
Nitra Perry, Miss. State (Sr.)
L. Thomas, Miss. State (Fr.) - MVP
Tamika Catchings, Tennessee (Jr.)
Michelle Snow, Tennessee (So.)

2001
Kelly Miller, Georgia (Sr.)
Deanna Nolan, Georgia (Sr.)
LaToya Thomas, Miss. State (So.)
Ashley McElhiney, Vanderbilt (So.)
C. Anderson, Vanderbilt (So.) - MVP

2002
Shameka Christon, Arkansas (So.)
Temeka Johnson, LSU (Fr.)
Kara Lawson, Tennessee (Jr.)
C. Anderson, Vanderbilt (Jr.)
Z. Klimesova, Vanderbitl (Sr.) - MVP

2003
Shameka Christon, Arkansas (Jr.)
Temeka Johnson, LSU (So.) - MVP
Seimone Augustus, LSU (Fr.)
LaToya Thomas, Miss. State (Sr.)
Kara Lawson, Tennessee (Sr.)

2004
Janese Hardrick, Georgia (Fr.)
Christi Thomas, Georgia (Jr.)
Seimone Augustus, LSU (So.)
Shyra Ely, Tennessee (Jr.)
C. Thomas, Vanderbilt (Fr.) - MVP

2005
Tasha Humphrey, Georgia (Fr.)
Seimone Augustus, LSU (Jr.)
Temeka Johnson, LSU (Sr.)
Armintie Price, Ole Miss (Fr.)
Shyra Ely, Tennessee (Sr.) - MVP
Brittany Jackson, Tennessee (Sr.)
Shanna Zolman, Tennessee (Jr.)
Ashley Earley, Vanderbilt (Sr.)

2006
Sherill Baker, Georgia (Sr.)
Seimone Augustus, LSU (Sr.)
Sylvia Fowles, LSU (So.)
C. Parker, Tennessee (Fr.) - MVP
Sidney Spencer, Tennessee (Jr.)

2007
Sylvia Fowles, LSU (Jr.)
Rashonta LeBlanc, LSU (Jr.)
Erica White, LSU (Jr.)
Alexis Hornbuckle, UT (Jr.)
Christina Wirth, VU (So.)
Carla Thomas, VU (Sr.) - MVP

2008
DeWanna Bonner, AU (Jr.)
Quianna Chaney, LSU (Sr.)
Sylvia Fowles, LSU (Sr.)
Shannon Bobbitt, UT (Sr.)
Candace Parker, UT (Sr.) - MVP

2009
DeWanna Bonner, AU (Sr.)
Whitney Boddie, AU (Sr.)
Angie Bjorklund, UT (So.)
Jennifer Risper, VU (Sr.)
Christina Wirth, VU (Sr.) - MVP

SEC ALL-TOURNAMENT TEAMS

2010

A'dia Mathies, UK (Fr.)
Victoria Dunlap, UK (Jr.)
Alicia Manning, UT (So.)
Shekinna Stricklen, UT (So.)
Alyssia Brewer, UT (So.) - MVP

2011

Victoria Dunlap, UK (Sr.)
Angie Bjorklund, UT (Sr.)
Glory Johnson, UT (Jr.)
Shekinna Stricklen, UT (Jr.) - MVP
Tiffany Clarke, VU (Jr.)

2012

A'dia Mathies, UK (Jr.)
Keyla Snowden, UK (Sr.)
LaSondra Barrett, LSU (Sr.)
Adrienne Webb, LSU (Jr.)
Glory Johnson, UT (Sr.) - MVP
Shekinna Stricklen, UT, (Sr.)

2013

A'dia Mathies, UK (Sr.)
Taber Spani, UT (Sr.)
Kristi Bellock, TAMU (Sr.)
Kelsey Bone, TAMU (Jr.) - MVP
Courtney Walker, TAMU (Fr.)

2014

Courtney Walker, TAMU (So.)
DeNesha Stallworth, UK (Sr.)
Linnae Harper, UK (Fr.)
Isabelle Harrison, UT (Jr.) - MVP
Cierra Burdick, UT (Jr.)

2015

Makayla Epps, UK (So.)
Cierra Burdick, UT (Sr.)
Jordan Reynolds, UT (So.)
Alaina Coates, SC (So.)
Aleighsa Welch, SC (Sr.) - MVP

2016

Makayla Epps, UK (Jr.)
Victoria Vivians, MS (So.)
Diamond DeShields, UT (R-So.)
Tiffany Mitchell, SC (Sr.) - MVP
A'ja Wilson, SC (So.)

MVP

1980: Jill Rankin, UT
1981: Becky Jackson, AU
1982: Valerie Still, UK
1983: Teresa Edwards, UG
1984: Cassandra Crumpton, UA
1985: Sheila Collins, UT
1986: Katrina McClain, UG
1987: Vickie Orr, AU
1988: Bridgette Gordon, UT
1989: Bridgette Gordon, UT
1990: Carolyn Jones, AU
1991: Pokey Chatman, LSU
1992: Dena Head, UT
1993: Mara Cunningham, VU
1994: Tiffany Woosley, UT
1995: Sheri Sam, VU
1996: Dominique Canty, UA
1997: Laticia Morris, AU
1998: Chamique Holdsclaw, UT
1999: Chamique Holdsclaw, UT
2000: LaToya Thomas, MSU
2001: Chantelle Anderson, VU
2002: Zuzi Klimesova, VU
2003: Temeka Johnson, LSU
2004: Carla Thomas, VU
2005: Shrya Ely, UT
2006: Candace Parker, UT
2007: Carla Thomas, VU
2008: Candace Parker, UT
2009: Christina Wirth, VU
2010: Alyssia Brewer, UT
2011: Shekinna Stricklen, UT
2012: Glory Johnson, UT
2013: Kelsey Bone, TAMU
2014: Isabelle Harrison, UT
2015: Aleighsa Welch, SC
2016: Tiffany Mitchell, SC

SEC IN THE NCAA TOURNAMENT

NCAA COMPOSITE RECORD

(1982-2016)

SCHOOL	APPEARANCES	WON	LOSS	PCT.	REGION SEMIS	REGION FINAL	FINAL FOUR
Tennessee	35	123	27	.820	34	28	18
Texas A&M	13	22	12	.647	6	3	1
LSU	24	43	24	.641	14	8	5
Georgia	32	55	32	.632	20	11	5
Auburn	19	30	19	.612	10	6	3
Alabama	10	16	10	.615	6	1	1
Vanderbilt	27	39	27	.590	14	5	1
Arkansas	11	14	11	.560	3	2	1
Kentucky	13	19	13	.594	6	4	0
South Carolina	13	19	13	.594	5	1	1
Ole Miss	17	17	17	.500	10	5	0
Mississippi State	8	9	8	.529	2	0	0
Florida	15	12	15	.444	2	1	0
Missouri	10	5	10	.333	2	0	0
ACTUAL TOTALS	**219**	**395**	**211**	**.652**	**125**	**74**	**35**
CURRENT TOTALS	**235**	**414**	**228**	**.645**	**132**	**76**	**36**

Records prior to joining SEC: Arkansas 4-4 (.500), Missouri 4-9 (.308), South Carolina 4-6 (.400), Texas A&M 17-8 (.680)

SEC YEAR-BY-YEAR IN THE NCAA TOURNAMENT

YEAR	NCAA TEAMS	W-L	PCT.
1982	AU 0-1, UG 0-1, UK 2-1, UM 0-1, UT 3-1	5-5	.500
1983	AU 1-1, UG 3-1, UK 0-1, UM 1-1, UT 2-1	7-5	.583
1984	UA 1-1, UG 2-1, LSU 1-1, UM 1-1, UT 4-1	9-5	.643
1985	AU 1-1, UG 4-1, UM 2-1, UT 1-1	8-4	.667
1986	AU 1-1, UG 1-1, UK 0-1, LSU 2-1, UM 2-1, UT 3-1, VU 0-1	9-7	.563
1987	AU 2-1, UG 1-1, LSU 0-1, UM 1-1, UT 5-0, VU 0-1	9-5	.643
1988	UA 0-1, AU 4-1, UG 1-1, LSU 0-1, UM 1-1, UT 3-1	9-6	.600
1989	AU 4-1, UG 1-1, LSU 1-1, UM 2-1, UT 5-0, VU 0-1	13-5	.722
1990	AU 4-1, UG 0-1, LSU 0-1, UM 2-1, UT 2-1, VU 2-1	10-6	.625
1991	AU 2-1, UG 2-1, UK 0-1, LSU 0-1, UM 0-1, UT 5-0, VU 2-1	11-6	.647
1992	UA 1-1, UM 2-1, UT 1-1, VU 2-1	6-4	.600
1993	UA 1-1, AU 1-1, UF 1-1, UG 1-1, UT 2-1, VU 3-1	9-6	.600
1994	UA 4-1, AU 1-1, UF 0-1, UM 1-1, UT 2-1, VU 2-1	10-6	.625
1995	UA 2-1, AR 1-1, UF 1-1, UG 4-1, UM 0-1, UT 5-1, VU 2-1	15-7	.682
1996	UA 2-1, AU 3-1, UF 0-1, UG 5-1, UM 0-1, UT 6-0, VU 3-1	19-6	.760
1997	UA 2-1, AU 1-1, UF 3-1, UG 3-1, LSU 2-1, UT 6-0, VU 2-1	19-7	.731
1998	UA 2-1, AR 4-1, UF 2-1, UG 0-1, UT 6-0, VU 0-1	14-6	.700
1999	UA 1-1, AU 1-1, UF 0-1, UG 4-1, UK 1-1, LSU 2-1, MSU 0-1, UT 3-1	12-8	.600
2000	AU 1-1, UG 3-1, LSU 3-1, MSU 1-1, UT 5-1, VU 1-1	14-6	.700
2001	AR 1-1, UF 1-1, UG 1-1, LSU 1-1, UT 2-1, VU 3-1	9-6	.600
2002	AR 1-1, UF 0-1, UG 0-1, LSU 1-1, MSU 1-1, USC 3-1, UT 4-1, VU 3-1	13-8	.619
2003	AR 1-1, UG 2-1, LSU 3-1, MSU 1-1, USC 1-1, UT 5-1, VU 1-1	14-7	.667
2004	AU 1-1, UF 1-1, UG 3-1, LSU 4-1, UM 0-1, UT 5-1, VU 2-1	16-7	.696
2005	UG 2-1, LSU 4-1, UM 0-1, UT 4-1, VU 2-1	12-5	.706
2006	UF 0-1, UG 2-1, UK 1-1, LSU 4-1, UT 3-1, VU 1-1	11-6	.647
2007	UG 2-1, LSU 4-1, UM 3-1, UT 6-0, VU 1-1	16-4	.800
2008	AU 0-1, UG 1-1, LSU 4-1, UT 6-0, VU 2-1	13-4	.765
2009	AU 1-1, UF 1-1, UG 0-1, LSU 1-1, MSU 1-1, UT 0-1, VU 2-1	6-7	.462
2010	UG 2-1, UK 3-1, LSU 1-1, MSU 2-1, UT, 2-1, VU 1-1	11-6	.647
2011	UG 2-1, UK 1-1, UT 3-1, VU 0-1	6-4	.600
2012	AR 1-1, UF 1-1, UG 0-1, UK 3-1, LSU 1-1, SC 2-1, UT 3-1, VU 1-1	12-8	.600
2013	UG 3-1, UK 3-1, LSU 2-1, SC 1-1, UT 3-1, TAMU 1-1, VU 1-1	14-7	.667
2014	UF 1-1, UG 0-1, UK 2-1, LSU 2-1, SC 2-1, UT 2-1, TAMU 3-1, VU 0-1	12-8	.600
2015	AR 1-1, UK 1-1, LSU 0-1, MSU 1-1, SC 4-1, UT 3-1, TAMU 0-1	10-7	.588
2016	AU 1-1, UF 0-1, UG 0-1, UK 2-1, MS 2-1, MO 1-1, SC 2-1, UT 3-1, AM 1-1	12-9	.571

APPEARANCES BY SCHOOL

ALABAMA [10]
1984-88-92-93-94-95-96-97-98-99

ARKANSAS [11]
1986-89-90-91-95-98-2001-02-03-12-15

AUBURN [19]
1982-83-85-86-87-88-89-90-91-93-94-96-97-99-2000-04-08-09-16

FLORIDA [15]
1993-94-95-96-97-98-99-2001-02-04-06-09-12-14-16

GEORGIA [32]
1982-83-84-85-86-87-88-89-90-91-93-95-96-97-98-99-2000-01-02-03-04-05-06-07-08-09-10-11-12-13-14-16

KENTUCKY [13]
1982-83-86-91-99-2006-10-11-12-13-14-15-16

LSU [24]
1984-86-87-88-89-90-91-97-99-2000-01-02-03-04-05-06-07-08-09-10-12-13-14-15

OLE MISS [17]
1982-83-84-85-86-87-88-89-90-91-92-94-95-96-2004-05-07

MISSISSIPPI STATE [8]
1999-2000-02-03-09-10-15-16

MISSOURI [10]
1982-83-84-85-86-94-2001-04-06-16

SOUTH CAROLINA [13]
1982-86-88-89-90-91-2002-03-12-13-14-15-16

TENNESSEE [35]
1982-83-84-85-86-87-88-89-90-91-92-93-94-95-96-97-98-99-2000-01-02-03-04-05-06-07-08-09-10-11-12-13-14-15-16

TEXAS A&M [13]
1994-96-2006-07-08-09-10-11-12-13-14-15-16

VANDERBILT [27]
1986-87-89-90-91-92-93-94-95-96-97-98-2000-01-02-03-04-05-06-07-08-09-10-11-12-13-14

NCAA TOURNAMENT RESULTS

1982

AUBURN	Cheyney State	L 64-75	East Region First Round	Cheyney, Pa.
GEORGIA	Arizona State	L 77-97	Midwest Region First Round	Tempe, Ariz.
KENTUCKY	Illinois	W 88-80	Midwest Region First Round	Lexington, Ky.
	South Carolina	W 73-69	Midwest Regional Semifinals	Ruston, La.
	Louisiana Tech	L 60-82	Midwest Regional Finals	Ruston, La.
OLE MISS	Memhis State	L 70-72	Mideast Region First Round	Memphis, Tenn.
TENNESSEE	Jackson State	W 72-56	Mideast Region First Round	Knoxville, Tenn.
	Memphis State	W 78-63	Mideast Regional Semifinals	Knoxville, Tenn.
	Southern Cal	W 91-90 (OT)	Mideast Regional Finals	Knoxville, Tenn.
	Louisiana Tech	L 46-82	National Semifinals	Norfolk, Va.

1983

AUBURN	Missouri	W 89-76	Midwest Region First Round	Auburn, Ala.
	Louisiana Tech	L 54-81	Midwest Regional Semifinals	Ruston, La.
GEORGIA	North Carolina	W 72-70	Mideast Region First Round	Athens, Ga.
	Indiana	W 86-70	Mideast Regional Semifinals	Notre Dame, Ind.
	Tennessee	W 67-63	Mideast Regional Finals	Notre Dame, Ind.
	Southern Cal	L 57-81	National Semifinals	Norfolk, Va.
KENTUCKY	Indiana	L 87-79	Mideast Region First Round	Lexington, Ky.
OLE MISS	Florida State	W 86-76	Mideast Region First Round	Oxford, Miss
	Tennessee	L 83-90 (OT)	Mideast Regional Semifinals	Notre Dame, Ind.
TENNESSEE	S.C. State	W 86-51	Mideast Region First Round	Knoxville, Tenn.
	Ole Miss	W 90-83 (OT)	Mideast Regional Semifinals	Notre Dame, Ind.
	Georgia	L 63-67	Mideast Regional Finals	Notre Dame, Ind.

1984

ALABAMA	Central Michigan	W 78-70	Mideast Region First Round	Mt. Pleasant, Mich.
	Tennessee	L 58-65	Mideast Regional Semifinals	Knoxville, Tenn.
GEORGIA	Louisville	W 112-69	Mideast Region First Round	Athens, Ga.
	Ole Miss	W 73-63	Mideast Regional Semifinals	Knoxville, Tenn.
	Tennessee	L 61-73	Mideast Regional Finals	Knoxville, Tenn.
LSU	Missouri	W 92-82	Midwest Region First Round	Baton Rouge, La.
	Louisiana Tech	L 67-92	Midwest Regional Semifinals	Ruston, La.
OLE MISS	Ohio State	W 77-55	Mideast Region First Round	Columbus, Ohio
	Georgia	L 63-73	Mideast Regional Semifinals	Knoxville, Tenn.
TENNESSEE	MTSU	W 70-52	Mideast Region First Round	Knoxville, Tenn.
	Alabama	W 65-58	Mideast Regional Semifinals	Knoxville, Tenn.
	Georgia	W 73-61	Mideast Regional Finals	Knoxville, Tenn.
	Cheyney State	W 82-73	National Semifinals	Los Angeles, Calif.
	Southern Cal	L 61-72	National Finals	Los Angeles, Calif.

1985

AUBURN	Memphis State	W 82-64	Midwest Region First Round	Auburn, Ala.
	NE Louisiana	L 71-76	Midwest Regional Semifinals	Monroe, La.
GEORGIA	Tennessee Tech	W 91-74	West Region First Round	Athens, Ga.
	UCLA	W 78-42	West Regional Semifinals	Los Angeles, Calif.
	Long Beach State	W 97-82	West Regional Finals	Los Angeles, Calif.
	Western Kentucky	W 91-78	National Semifinals	Austin, Texas
	Old Dominion	L 65-70	National Finals	Austin, Texas
OLE MISS	Southern Miss	W 81-68	Mideast Region First Round	Oxford, Miss.
	Tennessee	W 63-60	Mideast Regional Semifinals	Bowling Green, Ky.

NCAA TOURNAMENT RESULTS

	Western Kentucky	L 68-72	Mideast Regional Finals	Bowling Green, Ky.
TENNESSEE	Virigina	W 65-55	Mideast Region First Round	Knoxville, Tenn.
	Ole Miss	L 60-63	Mideast Regional Semifinals	Bowling Green, Ky.
		1986		
AUBURN	Southern Illinois	W 61-39	Midwest Region Second Round	Auburn, Ala.
	Ole Miss	L 55-56 (OT)	Midwest Regional Semifinals	Austin, Texas
GEORGIA	Illinois	W 103-64	Mideast Region Second Round	Athesn, Ga.
	Tennessee	L 82-85	Mideast Regional Semifinals	Iowa City, Iowa
KENTUCKY	Drake	L 70-73	Midwest Region First Round	Des Moines, Iowa
LSU	Middle Tennessee	W 78-65	Mideast Region Second Round	Baton Rouge, La.
	Ohio State	W 81-80	Mideast Regional Semifinals	Iowa City, Iowa
	Tennessee	L 65-67	Mideast Regional Finals	Iowa City, Iowa
OLE MISS	Drake	W 84-71	Midwest Region Second Round	Oxford, Miss.
	Auburn	W 56-66 (OT)	Midwest Regional Semfinals	Austin, Texas
	Texas	L 63-66	Midwest Regional Finals	Austin, Texas
TENNESSEE	Iowa	W 73-68	Mideast Region Second Round	Knoxville, Tenn.
	Georgia	W 85-82	Mideast Regional Semifinals	Iowa City, Iowa
	LSU	W 67-65	Mideast Regional Finals	Iowa City, Iowa
	Southern Cal	L 59-83	National Semifinals	Lexington, Ky.
VANDERBILT	Oklahoma	L 67-85	Midwest Region Second Round	Norman, Okla.
		1987		
AUBURN	Illinois	W 92-58	Mideast Region Second Round	Auburn, Ala.
	Old Dominion	W 77-61	Mideast Regional Semifinals	Knoxville, Tenn.
	Tennessee	L 61-77	Mideast Regional Finals	Knoxville, Tenn.
GEORGIA	Kansas	W 82-51	Midwest Region Second Round	Athens, Ga.
	Iowa	L 60-62	Midwest Regional Semfinals	Monroe, La.
LSU	Southern Illinois	L 56-70	Midwest Region Second Round	Baton Rouge, La.
OLE MISS	Penn State	W 80-75	West Region Second Round	Oxford, Miss.
	Long Beach State	L 55-94	West Region Semifinals	Los Angeles, Calif.
TENNESSEE	Tennessee Tech	W 95-59	Mideast Region Second Round	Knoxville, Tenn.
	Virginia	W 66-58	Mideast Regional Semifinals	Knoxville, Tenn.
	Auburn	W 77-61	Mideast Regional Finals	Knoxville, Tenn.
	Long Beach State	W 74-64	National Semifinals	Austin, Texas
	Louisiana Tech	W 67-44	National Finals	Austin, Texas
VANDERBILT	James Madison	L 60-68	East Region Second Round	Harrisonburg, Va.
		1988		
ALABAMA	South Carolina	L 70-83	Midwest Region First Round	Columbia, S.C.
AUBURN	Penn State	W 94-66	Mideast Region Second Round	Auburn, Ala.
	Georgia	W 68-65	Mideast Regional Semifinals	Athens, Ga.
	Maryland	W 103-74	Mideast Regional Finals	Athens, Ga.
	Long Beach State	W 68-55	National Semifinals	Tacoma, Wash.
	Louisiana Tech	L 54-56	National Finals	Tacoma, Wash.
GEORGIA	Western Kentucky	W 84-66	Mideast Region Second Round	Athens, Ga.
	Auburn	L 65-68	Mideast Regional Semifinals	Athens, Ga.
LSU	Stephen F. Austin	L 62-84	West Region First Round	Nacogdoches, Texas
OLE MISS	Houston	W 74-68	Midwest Region Second Round	Oxford, Miss.
	Louisiana Tech	L 60-80	Midwest Regional Semifinals	Austin, Texas

NCAA TOURNAMENT RESULTS

TENNESSEE	Wake Forest	W 94-66	East Region Second Round	Knoxville, Tenn.
	James Madison	W 72-52	East Regional Semifinals	Norfolk, Va.
	Virginia	W 84-76	East Regional Finals	Norfolk, Va.
	Louisiana Tech	L 59-68	National Semifinals	Tacoma, Wash.
		1989		
AUBURN	Temple	W 88-54	Mideast Region Second Round	Auburn, Ala.
	Clemson	W 71-60	Mideast Regional Semifinals	Auburn, Ala.
	Ole Miss	W 77-51	Mideast Regional Finals	Auburn, Ala.
	Louisiana Tech	W 76-71	National Semifinals	Tacoma, Wash.
	Tennessee	L 76-60	National Finals	Tacoma, Wash.
GEORGIA	Chattanooga	W 90-69	Mideast Region First Round	Athens, Ga.
	Clemson	L 65-78	Mideast Region Second Round	Clemson, S.C.
LSU	Purdue	W 54-53	Midwest Region Second Round	West Lafayette, Ind..
	Louisiana Tech	L 65-85	Midwest Regional Semifinals	Ruston, La.
OLE MISS	Old Dominion	W 74-58	Mideast Region Second Round	Oxford, Miss.
	N.C. State	W 68-63	Mideast Regional Semifinals	Auburn, Ala.
	Auburn	L 51-77	Mideast Regionl Finals	Auburn, Ala.
TENNESSEE	LaSalle	W 91-61	East Region Second Round	Knoxville, Tenn.
	Virginia	W 80-47	East Regional Semifinals	Bowling Green, Ky.
	Long Beach State	W 94-80	East Regional Finals	
	Maryland	W 76-65	National Semifinals	Tacoma, Wash.
	Auburn	W 76-60	National Finals	
VANDERBILT	St. Joseph's	L 68-82	East Region First Round	Philadelphia, Pa.
		1990		
AUBURN	Tennessee Tech	W 73-54	Mideast Region Second Round	Auburn, Ala.
	Vanderbilt	W 89-67	Mideast Regional Semifinals	Iowa City, Iowa
	Washington	W 76-50	Mideast Regional Finals	Iowa City, Iowa
	Louisiana Tech	W 81-69	National Semifinals	Knoxville, Tenn.
	Stanford	L 81-88	National Finals	Knoxville, Tenn.
GEORGIA	Arkansas	L 70-81	West Region Second Round	Athens, Ga.
LSU	Southern Miss	L 65-75	Midwest Region First Round	Hattiesburg, Miss.
OLE MISS	Utah	W 74-51	West Region First Round	Oxford, Miss
	UNLV	W 66-62	West Region Second Round	Las Vegas, Nev.
	Stanford	L 65-78	West Regional Semifinals	Palo Alto. Calif.
TENNESSEE	Old Dominion	W 87-68	East Region Second Round	Knoxville, Tenn.
	Clemson	W 80-62	East Regional Semifinals	Norfolk, Va.
	Virginia	L 75-79 (OT)	East Regional Finals	Norfolk, Va.
VANDERBILT	Rutgers	W 78-75	Mideast Region First Round	Nashville, Tenn.
	Iowa	W 61-56	Mideast Region Second Round	Iowa City, Iowa
	Auburn	L 67-89	Mideast Regional Semifinals	Iowa City, Iowa
		1991		
AUBURN	Holy Cross	W 84-58	Mideast Region Second Round	Auburn, Ala.
	Vanderbilt	W 58-45	Mideast Regional Semifinals	Knoxville, Tenn.
	Tennessee	L 65-69	Mideast Regional Finals	Knoxville, Tenn.
GEORGIA	UNLV	W 86-62	West Region Second Round	Athens, Ga.
	Long Beach State	W 87-77	West Regional Semifinals	Las Vegas, Nev.
	Stanford	L 67-75	West Regional Finals	Las Vegas, Nev.
KENTUCKY	James Madison	L 62-70	East Region First Round	Harrisonburg, Va.
LSU	Lamar	L 73-93	Midwest Region Second Round	Beaumont, Texas

NCAA TOURNAMENT RESULTS

OLE MISS	Stephen F. Austin	L 62-73	Midwest Region First Round	Nacogdoches, Texas
TENNESSEE	SW Missouri State	W 55-47	Mideast Region Second Round	Knoxville, Tenn.
	Western Kentucky	W 68-61	Mideast Regional Semifinals	Knoxville, Tenn.
	Auburn	W 69-65	Mideast Regional Finals	Knoxville, Tenn.
	Stanford	W 68-60	National Semifinals	New Orleans, La.
	Virginia	W 70-67 (OT)	National Finals	New Orleans, La.
VANDERBILT	South Carolina	W 73-64	Mideast Region First Round	Nashville, Tenn.
	Purdue	W 69-63	Mideast Region Second Round	West Lafayette, Ind.
	Auburn	L 45-58	Mideast Regional Semifinals	Knoxville, Tenn.
		1992		
ALABAMA	Tennessee Tech	W 100-87	Mideast Region First Round	Tuscaloosa, Ala.
	Western Kentucky	L 68-98	Mideast Region Second Round	Bowling Green, Ky.
OLE MISS	Southern Illinois	W 72-56	Midwest Region Second Round	Oxford, Miss.
	Penn State	W 75-72	Midwest Regional Semifinals	Boulder, Colo.
	SW Missouri State	L 71-94	Midwest Regional Finals	Boulder, Colo.
TENNESSEE	Rutgers	W 97-56	Mideast Region Second Round	Knoxville, Tenn.
	Western Kentucky	L 70-75	Mideast Regional Semifinals	West Layfayette, Ind.
VANDERBILT	Connecticut	W 75-47	East Region Second Round	Nashville, Tenn.
	Miami (Fla.)	W 77-67	East Regional Semifinals	Charlottesville, Va.
	Virginia	L 58-70	East Regional Finals	Charlottesville, Va.
		1993		
ALABAMA	Georgia Southern	W 102-70	Mideast Region First Round	Tuscaloosa, Ala.
	North Carolina	L 73-74 (OT)	Mideast Region Second Round	Chapel Hill, N.C.
AUBURN	Louisville	W 66-61	Mideast Region Second Round	Auburn, Ala.
	Iowa	L 50-63	Mideast Regional Semifinals	Iowa City, Iowa
FLORIDA	Bowling Green	W 69-67	East Region First Round	Bowling Green, Ky.
	Virginia	L 55-69	East Region Second Round	Charlottesville, Va.
GEORGIA	San Diego State	W 85-68	West Region First Round	Athens, Ga.
	Stanford	L 60-93	West Region Second Round	Palo Alto, Calif.
TENNESSEE	Northwestern	W 89-66	Mideat Region Second Round	Knoxville, Tenn.
	North Carolina	W 74-54	Mideast Regional Semifinals	Iowa City, Iowa
	Iowa	L 56-72	Mideast Regional Finals	Iowa City, Iowa
VANDERBILT	California	W 82-63	Midwest Region Second Round	Nashville, Tenn.
	Stephen F. Austin	W 59-56	Midwest Reginal Semifinals	Nacogdoches, Texas
	Louisiana Tech	W 58-53	Midwest Regional Finals	Nacogdoches, Texas
	Texas Tech	L 46-60	National Semifinals	Atlanta, Ga.
		1994		
ALABAMA	Oregon State	W 96-86	Midwest Region First Round	Tuscaloosa, Ala.
	Iowa	W 84-78	Midwest Region Second Round	Iowa City, Iowa
	Texas Tech	W 78-66	Midwest Regional Semifinals	Austin, Texas
	Penn State	W 96-82	Midwest Regional Finals	Austin, Texas
	Louisiana Tech	L 66-69	National Semifinals	Richmond, Va.
AUBURN	Virginia Tech	W 60-51	East Region First Round	Blacksburg, Va.
	Connecticut	L 59-81	East Region Second Round	Storrs, Conn.
FLORIDA	Texas A&M	L 76-78	West Region First Round	College Station, Texas
OLE MISS	Indiana	W 83-61	Mideast Region First Round	Oxford, Miss.
	Louisiana Tech	L 67-82	Mideast Region Second Round	Ruston, La.
TENNESSEE	N.C. A&T	W 111-37	Mideast Region First Round	Knoxville, Tenn.
	Clemson	W 78-66	Mideast Region Second Round	Knoxville, Tenn.

NCAA TOURNAMENT RESULTS

	Louisiana Tech	L 68-71	Mideast Regional Semifinals	Fayetteville, Ark.
VANDERBILT	Grambling	W 95-85	East Region First Round	Nashville, Tenn.
	Minnesota	W 98-72	East Region Second Round	Nasvhille, Tenn.
	North Carolina	L 69-73	East Regional Semifinals	Piscataway, N.J.
		1995		
ALABAMA	Mt. Saint Mary's	W 82-55	East Region First Round	Tuscaloosa, Ala.
	Duke	W 121-120 (4OT)	East Region Second Round	Tuscalossa, Ala.
	Connecticut	L 64-70	East Regional Semifinals	Storrs, Conn.
ARKANSAS	San Francisco	W 67-58	Mideast Region First Round	Seattle, Wash.
	Washington	L 50-54	Mideast Region Second Round	Seattle, Wash.
FLORIDA	Radford	W 89-49	East Region First Round	Charlottesville, Va.
	Virginia	L 68-71	East Region Second Round	Charlottesville, Va.
GEORGIA	Indiana	W 81-64	Midwest Region First Round	Athens, Ga.
	Louisville	W 81-68	Midwest Region Second Round	Athens, Ga.
	N.C. State	W 98-79	Midwest Regional Semifinals	Des Moines, Iowa
	Colorado	W 82-79	Midwest Regional Finals	Des Moines, Iowa
	Tennessee	L 51-73	National Semifinals	Minneapolis, Minn.
OLE MISS	Drake	L 81-87 (OT)	Midwest Region First Round	Washington, D.C.
TENNESSEE	Florida A&M	W 96-59	Mideast Region First Round	Knoxville, Tenn.
	Fla. International	W 70-44	Mideast Region Second Round	Knoxville, Tenn.
	Western Kentucky	W 87-65	Mideast Regional Semifinals	Knoxville, Tenn.
	Texas Tech	W 80-59	Mideast Regional Finals	Knoxville, Tenn.
	Georgia	W 73-51	National Semifinals	Minneapolis, Minn.
	Connecticut	L 64-70	National Finals	Minneapolis, Minn.
VANDERBILT	Northern Illinois	W 90-44	West Region First Round	Nashville, Tenn.
	Memphis	W 95-68	West Region Second Round	Nashville, Tenn.
	Purdue	L 66-67	West Regional Semifinals	Los Angeles, Calif.
		1996		
ALABAMA	App. State	W 95-66	West Region First Round	Tuscaloosa, Ala.
	N.C. State	W 88-68	West Region Second Round	Tuscaloosa, Ala.
	Stanford	L 76-78 (OT)	West Regional Semifinals	Seattle, Wash.
AUBURN	Hawaii	W 73-53	West Region First Round	Boulder, Colo.
	Colorado	W 68-61	West Region Second Round	Boulder, Colo.
	Penn State	W 75-69	West Regional Semifinals	Seattle, Wash.
	Stanford	L 57-71	West Reginal Finals	Seattle, Wash.
FLORIDA	San Francisco	L 61-68	Mideast Region First Round	Durham, N.C.
GEORGIA	St. Francis	W 98-66	Midwest Region First Round	Athens, Ga.
	Oklahoma State	W 83-55	Midwest Region Second Round	Athens, Ga.
	Stephen F. Austin	W 78-64	Midwest Regional Semifinals	Nacogdoches, Texas
	Louisiana Tech	W 90-76	Midwest Regional Finals	Nacogdoches, Texas
	Stanford	W 86-76	National Semifinals	Charlotte, N.C.
	Tennessee	L 65-83	National Finals	Charlotte, N.C.v
OLE MISS	Toledo	L 53-65	East Region First Round	Norfolk, Va.
TENNESSEE	Radford	W 97-56	East Region First Round	Knoxville, Tenn.
	Ohio State	W 97-65	East Region Second Round	Knoxville, Tenn.
	Kansas	W 92-71	East Regional Semifinals	Charlottesville, Va.
	Virginia	W 52-46	East Regional Finals	Charlottesville, Va.
	Connecticut	W 88-83(OT)	National Semifinals	Charlotte, N.C
	Georgia	W 83-65	National Finals	Charlotte, N.C.
VANDERBILT	Harvard	W 100-83	Mideast Region First Round	Nashville, Tenn.
	Wisconsin	W 96-82	Mideast Region Second Round	Nashville, Tenn.

NCAA TOURNAMENT RESULTS

	Iowa	W 74-63	Mideast Regional Semifinals	Rosemont, Ill.
	Connecticut	L 57-67	Mideast Regional Finals	Rosemont, Ill.
		1997		
ALABAMA	St. Francis	W 94-50	East Region First Round	Tuscaloosa, Ala.
	St. Joseph's	W 61-52	East Region Second Round	Tuscaloosa, Ala.
	Notre Dame	L 71-87	East Regional Semifinals	Columbia, S.C
AUBURN	Louisville	W 68-65	Mideast Region First Round	Ruston, La.
	Louisiana Tech	L 48-74	Mideast Region Second Round	Ruston, La.
FLORIDA	Fla. International	W 92-68	Mideast Region First Round	Gainesville, Fla.
	Southern Cal	W 92-78	Mideast Region Second Round	Gainesville, Fla.
	Louisiana Tech	W 71-57	Mideast Regional Semifinals	West Lafayette, Ind.
	Old Dominion	L 51-53	Mideast Regional Finals	West Lafayette, Ind.
GEORGIA	Eastern Kentucky	W 91-55	West Region First Round	Athens, Ga.
	Arizona	W 80-74	West Region Second Round	Athens, Ga.
	Vanderbilt	W 52-66	West Regional Semifinals	Missoula, Mont.
	Stanford	L 47-82	West Regional Finals	Missoula, Mont.
LSU	Maine	W 88-79	Mideast Region First Round	Baton Rouge, La.
	Marquette	W 71-58	Mideast Region Second Round	Baton Rouge, La.
	Old Dominion	L 49-62	Mideast Regional Semifinals	West Lafayette, Ind.
TENNESSEE	Grambling State	W 91-54	Midwest Region First Round	Knoxville, Tenn.
	Oregon	W 76-59	Midwest Region Second Round	Knoxville, Tenn.
	Colorado	W 75-67	Midwest Regional Semifinals	Iowa City, Iowa
	Connecticut	W 91-81	Midwest Regional Finals	Iowa City, Iowa
	Notre Dame	W 80-66	National Semifinals	Cincinnati, Ohio
	Old Dominion	W 68-59	National Finals	Cincinnati, Ohio
VANDERBILT	Washington	W 74-62	West Region First Round	Lawrence, Kan.
	Kansas	W 51-44	West Region Second Round	Lawrence, Kan.
	Georgia	L 52-66	West Regional Semifinals	Missoula, Mont.
		1998		
ALABAMA	UNC-Greensboro	W 94-46	Midwest Region First Round	Tuscaloosa, Ala.
	UCLA	W 75-74	Midwest Region Second Round	Tuscaloosa, Ala.
	Louisiana Tech	L 57-71	Midwest Regional Semifinals	Lubbock, Texas
ARKANSAS	Hawaii	W 76-70	West Region First Round	Palo Alto, Calif.
	Harvard	W 82-64	West Region Second Round	Palo Alto. Calif.
	Kansas	W 79-63	West Regional Semifinals	Oakland, Calif.
	Duke	W 77-72	West Regional Finals	Oakland, Calif.
	Tennessee	L 58-86	National Semifinals	Kansas City, Mo.
FLORIDA	Montana	W 85-64	West Region First Round	Gainesville, Fla.
	Virginia Tech	W 89-57	West Region Second Round	Gainesville, Fla.
	Duke	L 58-71	West Regional Semifinals	Oakland, Fla.
GEORGIA	George Washington	L 72-74	East Region First Round	Storrs, Conn.
TENNESSEE	Liberty	W 102-58	Mideast Region First Round	Knoxville, Tenn.
	Western Kentucky	W 82-62	Mideast Region Second Round	Knoxville, Tenn.
	Rutgers	W 92-60	Mideast Regional Semifinals	Nashville, Tenn.
	North Carolina	W 76-70	Mideast Regional Finals	Nashville, Tenn.
	Arkansas	W 86-58	National Semifinals	Kansas City, Mo.
	Louisiana Tech	W 93-75	National Finals	Kansas City, Mo.
VANDERBILT	UC-Santa Barbara	L 71-76 (OT)	Mideast Region First Round	Champaign, Ill.
		1999		
ALABAMA	Grambling	W 80-68	Midwest Region First Round	Chapel Hill, N.C.
	North Carolina	L 56-70	Midwest Region Second Round	Chapel Hill, N.C.
AUBURN	Texas	W 69-61	East Region First Round	Blacksburg, Va.

NCAA TOURNAMENT RESULTS

	Virginia Tech	L 61-76	East Region Second Round	Blacksburg, Va.
FLORIDA	Arizona	L 84-87 (OT)	Midwest Region First Round	Piscataway, N.J.
GEORGIA	Liberty	W 73-52	Mideast Region First Round	Athens, Ga.
	Southern Methodist	W 68-55	Mideast Region Second Round	Athens, Ga.
	Clemson	W 67-54	Mideast Regional Semifinals	Cincinnati, Ohio
	Iowa State	W 89-71	Mideast Regional Finals	Cincinnati, Ohio
	Duke	L 69-81	National Semifinals	San Jose, Calif.
KENTUCKY	Nebraska	W 98-92	West Region First Round	Los Angeles, Calif.
	UCLA	L 63-87	West Region Second Round	Los Angeles, Calif.
LSU	Evansville	W 78-69	West Region First Round	Baton Rouge, La.
	Notre Dame	W 74-64	West Region Second Round	Baton Rouge, La.
	Louisiana Tech	L 52-73	West Regional Semifinals	Los Angeles, Calif.
MISSISSIPPI STATE	N.C. State	L 57-76	Midwest Region First Round	Lubbock, Texas
TENNESSEE	Appalachian State	W 113-54	East Region First Round	Knoxville, Tenn.
	Boston College	W 89-62	East Region Second Round	Knoxville, Tenn.
	Virginia Tech	W 68-52	East Regional Semifinals	Greensboro, N.C.
	Duke	L 63-69	East Regional Finals	Greensboro, N.C.
		2000		
AUBURN	SW Missouri State	W 78-74	Midwest Region First Round	State College, Pa.
	Penn State	L 65-66	Midwest Region Second Round	State College, Pa.
GEORGIA	North Carolina	W 82-57	West Region First Round	Athens, Ga.
	Rutgers	L 51-59	West Region Second Round	Athens, Ga.
LSU	Liberty	W 77-54	East Region First Round	Baton Rouge, La.
	Stephen F. Austin	W 57-45	East Region Second Round	Baton Rouge, La.
	Duke	W 79-66	East Regional Semifinals	Richmond, Va.
	Connecticut	L 71-86	East Regional Finals	Richmond, Va.
MISSISSIPPI STATE	St. Peter's	W 94-60	West Region First Round	Eugene, Ore.
	UAB	L 72-78	West Region Second Round	Eugene, Ore.
TENNESSEE	Furman	W 90-38	Mideast Region First Round	Knoxville, Tenn.
	Arizona	W 75-60	Mideast Region Second Round	Knoxville, Tenn.
	Virginia	W 77-56	Mideast Regional Semifinals	Memphis, Tenn.
	Texas Tech	W 57-44	Mideast Regional Finals	Memphis, Tenn.
	Rutgers	W 64-54	National Semifinals	Philadelphia, Pa.
	Connecticut	L 52-71	National Finals	Philadelphia, Pa.
VANDERBILT	Kansas	W 71-69	Midwest Region First Round	Ruston, La.
	Louisiana Tech	L 65-66	Midwest Region Second Round	Ruston, La.
		2001		
ARKANSAS	Baylor	W 68-59	West Region First Round	Durham, N.C.
	Duke	L 54-75	West Region Second Rund	Durham, N.C.
FLORIDA	Holy Cross	W 84-52	West Region First Round	Gainesville, Fla.
	Washington	L 75-86	West Region Second Round	Gainesville, Fla.
GEORGIA	Liberty	W 77-48	East Region First Round	Athens, Ga.
	Missouri	L 65-78	East Region Second Round	Athens, Ga.
LSU	Arizona State	W 83-66	Mideast Region First Round	West Lafayette, Ind.
	Purdue	L 70-73	Mideast Region Second Round	West Lafayette, Ind.
TENNESSEE	Austin Peay	W 80-38	Mideast Region First Round	Knoxville, Tenn.
	St. Mary's	W 92-75	Mideast Region Second Round	Knoxville, Tenn.
	Xavier	L 65-80	Mideast Regional Semifinals	Birmingham, Ala.

NCAA TOURNAMENT RESULTS

VANDERBILT	Idaho State	W 83-57	Midwest Region First Round	Nashville, Tenn.
	Colorado	W 65-59	Midwest Region Second Round	Nashville, Tenn.
	Iowa State	W 84-65	Midwest Regional Semifinals	Denver, Colo.
	Notre Dame	L 64-72	Midwest Regional Finals	Denver, Colo.
2002				
ARKANSAS	Clemson	W 78-68	Mideast Region First Round	Manhattan, Kan.
	Kansas State	L 68-82	Mideast Region Second Round	Manhattan, Kan.
GEORGIA	Old Dominion	L 54-68	Mideast Region First Round	West Lafayette, Ind.
LSU	Santa Clara	W 84-78	West Region First Round	Boulder, Colo.
	Colorado	L 69-58	West Region Second Round	Boulder, Colo.
MISSISSIPPI STATE	Boston College	W 65-59	West Region First Round	Lubbock, Texas
	Texas Tech	L 55-77	West Region Second Round	Lubbock, Texas
SOUTH CAROLINA	Liberty	W 69-61	East Region First Round	Columbia, S.C.
	Cincinnati	W 75-56	East Region Second Round	Columbia, S.C.
	Drake	W 79-65	East Regional Semifinals	Raleigh, N.C.
	Duke	L 68-77	East Regional Finals	Raleigh, N.C.
TENNESSEE	Georgia State	W 98-68	Midwest Region First Round	Knoxville, Tenn.
	Notre Dame	W 89-50	Midwest Region Second Round	Knoxville, Tenn.
	BYU	W 68-57	Midwest Regional Semifinals	Ames, Iowa
	Vanderbilt	W 68-63	Midwest Regional Finals	Ames, Iowa
	Connecticut	L 56-79	National Semifinals	San Antonio, Texas
VANDERBILT	Oakland	W 63-38	Midwest Region First Round	Nashville, Tenn.
	Arizona State	W 61-35	Midwest Region Second Round	Nashville, Tenn.
	North Carolina	W 70-61	Midwest Regional Semifinals	Ames, Iowa
	Tennessee	L 63-68	Midwest Regional Finals	Ames, Iowa
2003				
ARKANSAS	Cincinnati	W 71-57	West Region First Round	Cincinnati, Ohio
	Texas	L 50-67	West Region Second Round	Cincinnati, Ohio
GEORGIA	Charlotte	W 80-61	Midwest Region First Round	Athens, Ga.
	Rutgers	W 74-64	Midwest Region Second Round	Athens, Ga.
	Duke	L 63-66	Midwest Regional Semifinals	Albuquerque, N.M.
LSU	Texas State	W 86-50	West Region First Round	Eugene, Ore.
	Wisc.-Green Bay	W 80-69	West Region Second Round	Eugene, Ore.
	Louisiana Tech	W 69-63	West Regional Semifinals	Palo Alto, Calif.
	Texas	L 60-78	West Regional Finals	Palo Alto, Calif.
MISSISSIPPI STATE	Manhattan	W 73-47	Midwest Region First Round	Albuquerque, N.M.
	New Mexico	L 61-73	Midwest Region Second Round	Albuquerque, N.M.
SOUTH CAROLINA	Chattanooga	W 68-54	Mideast Region First Round	University Park, Pa.
	Penn State	L 67-77	Mideast Region Second Round	University Park, Pa.
TENNESSEE	Alabama State	W 95-43	Mideast Region First Round	Knoxville, Tenn.
	Virginia	W 81-51	Mideast Region Second Round	Knoxville, Tenn.
	Penn State	W 86-58	Mideast Regional Semifinals	Knoxville, Tenn.
	Villanova	W 73-43	Mideast Regional Finals	Knoxville, Tenn.
	Duke	W 66-56	National Semifinals	Atlanta, Ga.
	Connecticut	L 68-73	National Finals	Atlanta. Ga.
2004				
AUBURN	N.C. State	W 79-59	East Region First Round	Bridgeport, Conn.
	Connecticut	L 53-79	East Region Second Round	Bridgeport, Conn.
FLORIDA	New Mexico	W 68-56	Midwest Region First Round	Albuquerque, N.M.
	Baylor	L 76-91	Midwest Region Second Round	Albuquerque, N.M.
GEORGIA	Liberty	W 78-53	West Region First Round	Philadelphia, Pa.

NCAA TOURNAMENT RESULTS

	Texas Christian	W 85-71	West Region Second Round	Philadelphia, Pa.
	Purdue	W 66-64	West Regional Semifinals	Seattle, Wash.
	LSU	L 60-62	West Regional Finals	Seattle, Wash.
LSU	Austin Peay	W 83-66	West Region First Round	Baton Rouge, La.
	Maryland	W 76-61	West Region Second Round	Baton Rouge, La.
	Texas	W 71-55	West Regional Semifinals	Seattle, Wash.
	Georgia	W 62-60	West Regional Finals	Seattle, Wash.
	Tennessee	L 50-52	National Semifinals	New Orleans, La.
OLE MISS	Villanova	L 63-66	West Region First Round	Ames, Iowa
TENNESSEE	Colgate	W 77-54	Midwest Region First Round	Tallahassee, Fla.
	DePaul	W 79-59	Midwest Region Second Round	Tallahassee, Fla.
	Baylor	W 71-69	Midwest Regional Semifinals	Norman, Okla.
	Stanford	W 62-60	Midwest Regional Finals	Norman, Okla.
	LSU	W 52-50	National Semifinals	New Orleans, La.
	Connecticut	W 70-61	National Finals	New Orleans, La.
VANDERBILT	Lipscomb	W 76-45	Midwest Region First Round	Chattanooga, Tenn.
	Chattanooga	W 60-44	Midwest Region Second Round	Chattanooga, Tenn.
	Stanford	L 55-57	Midwest Regional Semifinals	Norman, Okla.
		2005		
GEORGIA	Rice	W 75-49	Chattanooga Region First Round	Dallas, Texas
	Texas	W 70-68	Chattanooga Region Second Round	Dallas, Texas
	Duke	L 57-63	Chattanooga Regional Semifinals	Chattanooga, Tenn.
LSU	Stetson	W 70-36	Chattanooga Region First Round	Knoxville, Tenn.
	Arizona	W 76-43	Chattanooga Region Second Round	Knoxville, Tenn.
	Liberty	W 90-48	Chattanooga Regional Semifinals	Chattanooga, Tenn.
	Duke	W 59-49	Chattanooga Regional Finals	Chattanooga, Tenn.
	Baylor	L 57-68	National Semifinals	Indianapolis, Ind.
OLE MISS	George Washington	L 57-60	Tempe Region First Round	Chapel Hill, N.C.
TENNESSEE	Western Carolina	W 94-43	Philadelphia Region First Round	Knoxville, Tenn.
	Purdue	W 75-54	Philadelphia Region Second Round	Knoxville, Tenn.
	Texas Tech	W 75-59	Philadelphia Regional Semifinals	Philadelphia, Pa.
	Rutgers	W 59-49	Philadelphia Regional Finals	Philadelphia, Pa.
	Michigan State	L 64-68	National Semifinals	Indianapolis, Ind.
VANDERBILT	Montana	W 67-44	Kansas City Region First Round	Seattle, Wash.
	Kansas State	W 63-60	Kansas City Region Second Round	Seattle, Wash.
	Michigan State	L 64-76	Kansas City Regional Semifinals	Kansas City, Mo.
		2006		
FLORIDA	New Mexico	L 59-83	Albuquerque Region First Round	Tucson, Ariz.
GEORGIA	Marist	W 75-60	Bridgeport Region First Round	Trenton, N.J.
	Hartford	W 73-54	Bridgeport Region Second Round	Trenton, N.J.
	Connecticut	L 75-77	Bridgeport Regional Semfinals	Bridgeport, Conn.
KENTUCKY	Chattanooga	W 69-59	Bridgeport Region First Round	Chicago, Ill.
	Michigan State	L 63-67	Bridgeport Region Second Round	Chicago, Ill.
LSU	Florida Atlantic	W 72-48	San Antonio Region First Round	Nashville, Tenn.
	Washington	W 72-49	San Antonio Region Second Round	Nashville, Tenn.
	DePaul	W 66-56	San Antonio Regional Semifinals	San Antonio, Texas
	Stanford	W 62-59	San Antonio Regional Finals	San Antonio, Texas
	Duke	L 45-64	National Semifinals	Boston, Mass.
TENNESSEE	Army	W 102-54	Cleveland Region First Round	Norfolk, Va.
	George Washington	W 66-53	Cleveland Region First Round	Norfolk, Va.
	Rutgers	W 76-69	Cleveland Regional Semifinals	Cleveland, Ohio
	North Carolina	L 63-75	Cleveland Regional Finals	Cleveland, Ohio

NCAA TOURNAMENT RESULTS

VANDERBILT	Louisville	W 76-64	Cleveland Region First Round	Nashville, Tenn.
	North Carolina	L 70-89	Cleveland Region Second Round	Nashville, Tenn.

2007

GEORGIA	Belmont	W 53-36	Dallas Region First Round	Minneapolis, Minn.
	Iowa State	W 76-56	Dallas Region Second Round	Minneapolis, Minn.
	Purdue	L 65-78	Dallas Regional Semifinals	Dallas, Texas
LSU	UNC Asheville	W 77-39	Fresno Region First Round	Austin, Texas
	West Virginia	W 49-43	Fresno Region Second Round	Austin, Texas
	Florida State	W 55-43	Fresno Regional Semifinals	Fresno, Calif.
	Connecticut	W 73-50	Fresno Regional Finals	Fresno, Calif.
	Rutgers	L 35-59	National Semifinals	Cleveland, Ohio
OLE MISS	TCU	W 88-74	Dayton Region First Round	Hartford, Conn.
	Maryland	W 89-78	Dayton Region Second Round	Hartford, Conn.
	Oklahoma	W 90-82	Dayton Regional Semifinals	Dayton, Ohio
	Tennessee	L 62-98	Datyon Regional Finals	Dayton, Ohio
TENNESSEE	Drake	W 76-37	Dayton Region First Round	Pittsburgh, Pa.
	Pittsburgh	W 68-54	Dayton Region Second Round	Pittsburgh, Pa.
	Marist	W 65-46	Dayton Regional Semifinals	Dayton, Ohio
	Ole Miss	W 98-62	Dayton Regional Finals	Dayton, Ohio
	North Carolina	W 56-50	National Semifinals	Cleveland, Ohio
	Rutgers	W 59-46	National Finals	Cleveland, Ohio
VANDERBILT	Delaware State	W 62-47	Greensboro Region First Round	East Lansing, Mich.
	Bowling Green	L 59-56	Greensboro Region Second Round	East Lansing, Mich.

2008

AUBURN	George Washinton	L 56-66	Greensboro Region First Round	Stanford, Calif.
GEORGIA	Iowa	W 67-61	New Orleans Region First Round	Norfolk, Va.
	North Carolina	L 66-80	New Orleans Region Second Round	Norfolk, Va.
LSU	Jackson State	W 66-32	New Orleans Region First Round	Baton Rouge, La.
	Marist	W 68-49	New Orleans Region Second Round	Baton Rouge, La.
	Oklahoma State	W 67-52	New Orleans Regional Semifinals	New Orleans, La.
	North Carolina	W 56-50	New Orleans Regional Finals	New Orleans, La.
	Tennessee	L 46-47	National Semifinals	Tampa, Fla.
TENNESSEE	Oral Roberts	W 94-55	Oklahoma City Region First Round	West Lafayette, Ind.
	Purdue	W 78-52	Oklahoma City Region Second Round	West Lafayette, Ind.
	Notre Dame	W 74-64	Oklahoma City Regional Semifinals	Oklahoma City, Okla.
	Texas A&M	W 53-45	Oklahoma City Regional Finals	Oklahoma City, Okla.
	LSU	W 47-46	National Semifinals	Tampa, Fla.
	Stanford	W 64-48	National Finals	Tampa, Fla.
VANDERBILT	Montana	W 75-47	Spokane Region First Round	Albuquerque, N.M.
	West Virginia	W 64-46	Spokane Region Second Round	Albbuquerque, N.M.
	Maryland	L 66-80	Spokane Regional Semifinals	Spokane, Wash.

2009

AUBURN	Lehigh	W 85-49	Oklahoma City Region First Round	Piscataway, N.J.
	Rutgers	L 52-80	Oklahoma City Region Second Round	Piscataway, N.J.
FLORIDA	Temple	W 70-57	Trenton Region First Round	Storrs, Conn.
	Connecticut	L 59-87	Trenton Region Second Round	Storrs Conn.
GEORGIA	Arizona State	L 47-58	Trenton Region First Round	Duluth, Ga.
LSU	Green Bay	W 69-59	Raleigh Region First Round	Baton Rouge, La.
	Louisville	L 52-62	Raleigh Region Second Round	Baton Rouge, La.
MISSISSIPPI STATE	Texas	W 71-63	Berkeley Region First Round	Columbus, Ohio
	Ohio State	L 58-64	Berkeley Region Second Round	Columbus, Ohio

NCAA TOURNAMENT RESULTS

TENNESSEE	Ball State	L 55-71	Berkeley Region First Round	Bowling Green, Ky.
VANDERBILT	Western Carolina	W 73-44	Raleigh Region First Round	Albuquerque, N.M.
	Kansas State	W 74-61	Raleigh Region Second Round	Albuquerque, N.M.
	Maryland	L 74-78	Raleigh Regional Semifinals	Raleigh, N.C.
2010				
GEORGIA	Tulane	W 64-59	Sacramento Region First Round	Tempe, Ariz.
	Oklahoma State	W 74-71 (OT)	Sacramento Region Second Round	Tempe, Ariz.
	Stanford	L 36-73	Sacramento Regional Semifinals	Sacramento, Calif.
KENTUCKY	Liberty	W 83-77	Kansas City Region First Round	Louisville, Ky..
	Michgian State	W 70-52	Kansas City Region Second Round	Louisville, Ky.
	Nebraska	W 76-67	Kansas City Regional Semifinals	Kansas City, Mo.
	Oklahoma	L 68-88	Kansis City Regional Finals	Kansas City, Mo.
LSU	Hartford	W 60-39	Memphis Region First Round	Durham, N.C.
	Duke	L 52-60	Memphis Region Second Round	Durham, N.C.
MISSISSIPPI STATE	Middle Tennessee	W 68-64	Dayton Region First Round	Pittsburgh, Pa.
	Ohio State	W 87-67	Dayton Region Second Round	Pittsburgh, Pa.
	Florida State	L 71-74	Dayton Regional Semifinals	Dayton, Ohio
TENNESSEE	Austin Peay	W 75-42	Memphis Region First Round	Knoxville, Tenn.
	Dayton	W 92-64	Memphis Region Second Round	Knoxville, Tenn.
	Baylor	L 62-77	Memphis Regional Semifinals	Memphis, Tenn.
VANDERBILT	DePaul	W 83-76 (OT)	Sacramento Region First Round	Cincinnati, Ohio
	Xavier	L 62-63	Sacramento Region Second Round	Cincinnati, Ohio
2011				
GEORGIA	Middle Tennessee	W 56-41	Dallas Region First Round	Auburn, Ala.
	Florida State	W 61-59	Dallas Region Second Round	Auburn, Ala.
	Texas A&M	L 38-79	Dallas Regional Semifinals	Dallas, Texas
KENTUCKY	Hampton	W 66-62	Spokane Region First Round	Albuquerque, N.M.
	North Carolina	L 74-86	Spokane Region Second Round	Albuquerque, N.M.
TENNESSEE	Stetson	W 99-34	Dayton Region First Round	Knoxville, Tenn.
	Marquette	W 79-70	Dayton Region Second Round	Knoxville, Tenn.
	Ohio State	W 85-75	Dayton Regional Semifinals	Dayton, Ohio
	Notre Dame	L 59-73	Dayton Regional Finals	Dayton, Ohio
VANDERBILT	Louisville	L 62-81	Spokane Region First Round	Cincinnati, Ohio
2012				
ARKANSAS	Dayton	W 72-55	Raleigh Region First Round	College Station, Texas
	Texas A&M	L 59-61	Raleigh Region Second Round	College Station, Texas
FLORIDA	Ohio State	W 70-65	Des Moines Region First Round	Bowling Green, Ohio
	Baylor	L 57-76	Des Moines Region Second Round	Bowling Green, Ohio
GEORGIA	Marist	L 70-76	Raleigh Region First Round	Tallahassee, Fla.
KENTUCKY	McNeese State	W 69-62	Kingston Region First Round	Ames, Iowa
	Green Bay	W 65-62	Kingston Region Second Round	Ames, Iowa
	Gonzaga	W 79-62	Kingston Regional Semifinals	Kingston, R.I.
	Connecticut	L 65-80	Kingston Regional Finals	Kingston, R.I.
LSU	San Diego State	W 64-56	Kingston Region First Round	Baton Rouge, La.
	Penn State	L 80-90	Kingston Region Second Round	Baton Rouge, La.
SOUTH CAROLINA	Eastern Michigan	W 80-48	Fresno Region First Round	West Lafayette, Ind.
	Purdue	W 72-61	Fresno Region Second Round	West Lafayette, Ind.
	Stanford	L 60-76	Fresno Regional Semifinals	Fresno, Calif.
TENNESSEE	Tennessee-Martin	W 72-49	Des Moines Region First Round	Chicago, Ill.

	DePaul	W 63-48	Des Moines Region Second Round	Chicago, Ill.
	Kansas	W 84-73	Des Moines Regional Semifinals	Des Moines, Iowa
	Baylor	L 58-77	Des Moines Regional Finals	Des Moines, Iowa
VANDERBILT	Middle Tennessee	W 60-46	Fresno Region First Round	Nashville, Tenn.
	Duke	L 80-96	Fresno Region Second Round	Nashville, Tenn.
2013				
GEORIGA	Montana	W 70-50	Spokane Region First Round	Spokane, Wash.
	Iowa State	W 65-60	Spokane Region Second Round	Spokane, Wash.
	Stanford	W 61-59	Spokane Region Semifinals	Spokane, Wash.
	California	L 62-65 (OT)	Spokane Region Finals	Spokane, Wash.
KENTUCKY	Navy	W 61-41	Bridgeport Region First Round	Queens, N.Y.
	Dayton	W 84-70	Bridgeport Region Second Round	Queens, N.Y.
	Delaware	W 69-62	Bridgeport Region Semifinals	Bridgeport, Conn.
	Connecticut	L 53-83	Bridgeport Region Finals	Bridgeport, Conn.
LSU	Green Bay	W 75-71	Spokane Region First Round	Baton Rouge, La.
	Penn State	W 71-66	Spokane Region Second Round	Baton Rouge, La.
	California	L 63-73	Spokane Region Semifinals	Spokane, Wash.
SOUTH CAROLINA	South Dakota State	W 74-52	Norfolk Region First Round	Boulder, Colo.
	Kansas	L 69-75	Norfolk Region Second Round	Boulder, Colo.
TENNESSEE	Oral Roberts	W 83-62	Oklahoma City Region First Round	Knoxville, Tenn.
	Creighton	W 68-52	Oklahoma City Region Second Round	Knoxville, Tenn.
	Oklahoma	W 74-59	Oklahoma City Region Semifinals	Oklahoma City, Okla.
	Louisville	L 78-86	Oklahoma City Region Finals	Oklahoma City, Okla.
TEXAS A&M	Wichita State	W 71-45	Norfolk Region First Round	College Station, Texas
	Nebraska	L 63-74	Norfolk Region Second Round	College Station, Texas
VANDERBILT	St. Joe's	W 60-54	Bridgeport Region First Round	Storrs, Conn.
	Connecticut	L 44-77	Bridgeport Region Second Round	Storrs, Conn.
2014				
FLORIDA	Dayton	W 83-69	Palo Alto Region First Round	University Park Pa.
	Penn State	L 61-83	Palo Alto Region Second Round	University Park Pa.
GEORGIA	Saint Joseph's	L 57-67	Lincoln Region First Round	Storrs, Conn.
KENTUCKY	Wright State	W 106-60	Notre Dame Region First Round	Lexington, Ky.
	Syracuse	W 64-59	Notre Dame Region Second Round	Lexington, Ky.
	Baylor	L 72-90	Notre Dame Region Semifinals	South Bend, Ind.
LSU	Georgia Tech	W 98-78	Louisville Region First Round	Baton Rouge, La.
	West Virginia	W 76-67	Louisville Region Second Round	Baton Rouge, La.
	Louisville	L 47-73	Louisville Region Semifinals	Louisville, Ky.
SOUTH CAROLINA	CS Northridge	W 73-58	Palo Alto Region First Round	Seattle, Wash.
	Oregon State	W 78-69	Palo Alto Region Second Round	Seattle, Wash.
	North Carolina	L 58-65	Palo Alto Region Semifinals	Palo Alto, Calif.
TENNESSEE	Northwestern State	W 70-46	Louisville Region First Round	Knoxville, Tenn.
	St. John's	W 67-51	Louisville Region Second Round	Knoxville, Tenn.
	Maryland	L 62-73	Louisville Region Semifinals	Louisville, Ky.
TEXAS A&M	North Dakota	W 70-55	Lincoln Region First Round	College Station, Texas
	James Madison	W 85-69	Lincoln Region Second Round	College Station, Texas
	DePaul	W 84-65	Lincoln Region Semifinals	Lincoln, Neb.
	Connecticut	L 54-69	Lincoln Region Finals	Lincoln, Neb.
VANDERBILT	Arizona State	L 61-69	Notre Dame Region First Round	Toledo, Ohio
2015				
ARKANSAS	Northwestern	W 57-55	Oklahoma City Region First Round	Waco, Texas
	Baylor	L 44-73	Oklahoma City Region Second Round	Waco, Texas

KENTUCKY	Tennessee State	W 97-52	Albany Region First Round	Lexington, Ky.
	Dayton	L 94-99	Albany Region Second Round	Lexington, Ky.
LSU	South Florida	L 64-73	Albany Region First Round	Tampa, Fla.
MISSISSIPPI STATE	Tulane	W 57-47	Spokane Region First Round	Durham, N.C.
	Duke	L 56-64	Spokane Region Semifinals	Durham, N.C.
SOUTH CAROLINA	Savannah State	W 81-48	Greensboro Region First Round	Columbia, S.C.
	Syracuse	W 97-68	Greensboro Region Second Round	Columbia, S.C.
	North Carolina	W 67-65	Greensboro Region Semifinals	Greensboro, N.C.
	Florida State	W 80-74	Greensboro Region Finals	Greensboro, N.C.
	Notre Dame	L 65-66	National Semifinals	Tampa, Fla.
TENNESSEE	Boise State	W 72-61	Spokane Region First Round	Knoxville, Tenn.
	Pittsburgh	W 77-67	Spokane Region Second Round	Knoxville, Tenn.
	Gonzaga	W 73-69 (OT)	Spokane Region Semifinals	Spokane, Wash.
	Maryland	L 48-58	Spokane Region Finals	Spokane, Wash.
TEXAS A&M	UALR	L 60-69	Greensboro Region First Round	Tempe, Ariz.
		2016		
AUBURN	St. John's	W 68-57	Dallas Region First Round	Waco, Texas
	Baylor	L 52-84	Dallas Region Second Round	Waco, Texas
FLORIDA	Albany	L 58-61	Sioux Falls Region First Round	Syracuse, N.Y.
GEORGIA	Indiana	L 58-62	Lexington Region First Round	South Bend, Ind.
KENTUCKY	UNC Asheville	W 58-31	Lexington Region First Round	Lexington, Ky,
	Oklahoma	W 79-58	Lexington Region Second Round	Lexington, Ky.
	Washington	L 72-85	Lexington Region Semifinals	Lexington, Ky.
MISSISSIPPI STATE	Chattanooga	W 60-50	Bridgeport Region First Round	Starkville, Miss.
	Michigan State	W 74-72	Bridgeport Region Second Round	Starkville, Miss.
	Connecticut	L 38-98	Bridgeport Region Semifinals	Bridgeport, Conn.
MISSOURI	BYU	W 78-69	Bridgeport Region First Round	Austin, Texas
	Texas	L 55-73	Bridgeport Region Second Round	Austin, Texas
SOUTH CAROLINA	Jacksonville	W 77-41	Sioux Falls Region First Round	Columbia, S.C.
	Kansas State	W 73-47	Sioux Falls Region Second Round	Columbia, S.C.
	Syracuse	L 72-80	Sioux Falls Region Finals	Sioux Falls, S.D.
TENNESSEE	Green Bay	W 59-53	Sioux Falls Region First Round	Tempe, Ariz.
	Arizona State	W 75-64	Sioux Falls Region Second Round	Tempe, Ariz.
	Ohio State	W 78-62	Sioux Falls Region Semifinals	Sioux Falls, S.D.
	Syracuse	L 67-89	Sioux Falls Region Finals	Sioux Falls, S.D.
TEXAS A&M	Missouri State	W 75-65	Dallas Region First Round	College Station, Texas
	Florida State	L 56-74	Dallas Region Second Round	College Station, Texas

NCAA REGIONAL TEAMS (SEC ONLY)

1982
Shelia Collins, UT (Mideast MVP)

1983
Teresa Edwards, UG (Mideast)
Janet Harris, UG (Mideast)
Tanya Haave, UT (Mideast)

1984
Teresa Edwards, UG (Mideast)
Janet Harris, UG (Mideast)
Tanya Haave, UT (Mideast)
Mary Ostrowski, UT (Mideast)

1985
Teresa Edwards, UG (Mideast)
Janet Harris, UG (Mideast)
Jennifer Gillom, UM (Mideast)
Shelia Collins, UT (Mideast)

1986
Teresa Edwards, UG (Mideast)
Jennifer Gillom, UM (Midwest MVP)
Sheila Frost, UT (Mideast)
Shelly Sexton, UT (Mideast MVP)

1987
Helene Baroody, AU (Mideast)
Vickie Orr, AU (Mideast)
Sheila Frost, UT (Mideast)
Bridgette Gordon, UT (Mideast MVP)

1988
Mae Ola Bolton, AU (Mideast)
Ruthie Bolton, AU (Mideast)
Diann McNeil, AU (Mideast MVP)
Bridgette Gordon, UT (East)
Dawn Marsh, UT (East MVP)

1989
Ruthie Bolton, AU (Mideast)
Linda Godby, AU (Mideast)
Vickie Orr, AU (Mideast MVP)
Cynthia Autry, UM (Mideast)
Sheila Frost, UT (East)
Bridgette Gordon, UT (East MVP)

1990
C.C. Hayden, AU (Mideast)
Carolyn Jones, AU (Mideast Co-MVP)
Evelyn Thompson, AU (Mideast)
Kimsey O'Neal, UM (West)
Daedra Charles, UT (East)
Dena Head, UT (East)
Wendy Scholtens, VU (Mideast)

1991
C.C. Hayden, AU (Mideast)
Chantel Tremitiere, AU (Mideast)
Stacey Ford, UG (West)
Lady Hardmon, UG (West)
Jody Adams, UT (Mideast)
Kelli Casteel, UT (Mideast MVP)
Daedra Charles, UT (Mideast)

1992
Jackie Martin, UM (Midwest)
Shelly Jarrard, VU (East)

1993
Lisa Harrison, UT (Mideast)
Tiffany Woosley, UT (Mideast)
Mara Cunningham, VU (Midwest)
Shelley Jarrard, VU (Midwest)

1994
Betsy Harris, UA (Midwest)
Niesa Johnson, UA (Midwest)
Yolanda Watkins, UA (Midwest)
Nikki McCray, UT (Mideast)

1995
Kedra Holland, UG (Midwest)
Saudia Roundtree, UG (Midwest)
Dana Johnson, UT (Mideast)
Michelle Marciniak, UT (Mideast)
Nikki McCray, UT (Mideast MOP)

1996
Shalonda Enis, UA (West)
Laticia Morris, AU (West)
Saudia Roundtree, UG (Midwest MOP)
Tracey Henderson, UG (Midwest)
Latina Davis, UT (East MOP)
Chamique Holdsclaw, UT (East)
Michelle Marciniak, UT (East)
Sheri Sam, VU (Mideast)

1997
DeLisha Milton, UF (Mideast MOP)
Murriel Page, UF (Mideast)
Kedra Holland-Corn, UG (West)
Chamique Holdsclaw, UT (Midwest MOP)
Kellie Jolly, UT (Midwest)
Pashen Thompson, UT (Midwest)

1998
Sytia Messer, ARK (West MOP) Treva Christensen, ARK (West)
Christy Smith, ARK (West)
Chamique Holdsclaw, UT (Mideast MOP)
Semeka Randall, UT (Mideast)

1999
Pam Irwin-Osbolt, UG (Mideast)
Kelly Miller, UG (Mideast MOP)
Chamique Holdsclaw, UT (East)
Tamika Catchings, UT (East)

2000
Coco Miller, UG (West)
Kelly Miller , UG (West)
April Brown, LSU (East)
Marie Ferdinand, LSU (East)
Tamika Catchings, UT (Mideast MOP)
Semeka Randall, UT (Mideast)

2001
Chantelle Anderson, VU (Midwest)
Zuzana Klimesova, VU (Midwest)

2002
Shaun Gortman, SC (East)
Jocelyn Penn, SC (East)
Shyra Ely, UT (Midwest)
Gwen Jackson, UT (Midwest)
Zuzi Klimesova, VU (Midwest)
Chantelle Anderson, VU (Midwest MOP)

2003
Christi Thomas, UG (Midwest)
Aiysha Smith, LSU (West)
Gwen Jackson, UT (Mideast MOP)
Kara Lawson, UT (Mideast)
Shyra Ely, UT (Mideast)

2004
Janese Hardrick, UG (West)
Christi Thomas, UG (West)
Seimone Augustus, LSU (West MOP)
Temeka Johnson, LSU (West)
Tasha Butts, UT (Midwest)
LaToya Davis, UT (Midwest)
Shyra Ely, UT (Midwest)

2005
Tasha Humphrey, UG (Chattanooga)
Seimone Augustus, LSU (Chattanooga MOP)
Temeka Johnson, LSU (Chattanooga)
Shyra Ely, UT (Philadelphia)
Shanna Zolman, UT (Philadelphia)
Carla Thomas, VU (Kansas City)

2006
Tasha Humphrey, UG (Bridgeport)
Candace Parker, UT (Cleveland)
Shanna Zolman, UT (Cleveland)
Seimone Augustus, LSU (San Antonio-MOP)
Sylvia Fowles, LSU (San Antonio)

2007
Quianna Chaney, LSU (Fresno)
Sylvia Fowles, LSU (Fresno-MOP)
Ashley Awkward, UM (Datyon)
Armintie Price, UM (Dayton)
Shannon Bobbitt, UT (Dayton)
Candace Parker, UT (Datyon- MOP)

2008
Sylvia Fowles, LSU (New Orleans-MOP)
Erica White, LSU (New Orleans)
Alexis Hornbuckle, UT (Oklahoma City)
Candace Parker, UT (Oklahoma City-MOP)

2009
Christina Wirth, VU (Raleigh)

2010
Victoria Dunlap, UK (Kansas City)

2011
Shekinna Stricklen, UT (Dayton)

2012
Samarie Walker, UK (Kingston)
Glory Johnson, UT (Des Moines)
Shekinna Stricklen, UT (Des Moines)

2013
Jennifer O'Neill, UK (Bridgeport)
Jasmine James, UG (Spokane)
Shacobia Barbee, UG (Spokane)
Taber Spani, UT (Oklahoma City)
Kamiko WIlliams, UT (Oklahoma City)

2014
Courtney Walker, TAMU (Lincoln)
Courtney Williams, TAMU (Lincoln)
Meighan Simmons, UT (Louisville)
Alaina Coates, SC (Stanford)

2015
Alaina Coates, SC (Greensboro MOP)
Tiffany Mitchell, SC (Greensboro)
Cierra Burdick, UT (Spokane)
Ariel Massengale, UT (Spokane)

2016
Alaina Coates, SC (Sioux Falls)
Diamond DeShields, UT (Sioux Falls)
Mercedes Russell, UT (Sioux Falls)

NCAA FINAL FOUR TEAMS (SEC ONLY)

1984
Mary Ostrowski, Tennessee, Sr.

1985
Teresa Edwards, Georgia, Jr.
Katrina McClain, Georgia, So.

1987
Tonya Edwards, Tennessee, Fr. (MOP)
Bridgette Gordon, Tennessee, So.

1988
Ruthie Bolton, Auburn, Jr.
Diann McNeil, Auburn, Sr.

1989
Bridgette Gordon, Tennessee, Sr. (MOP)
Sheila Frost, Tennessee, Sr.
Vickie Orr, Auburn, Sr.

1990
Carolyn Jones, Auburn, Jr.
Chantel Tremitiere, Auburn, Jr.

1991
Daedra Charles, Tennessee, Sr.
Dena Head, Tennessee, Jr.

1993
Heidi Gillingham, Vanderbilt, Jr.

1994
Betsy Harris, Alabama, Sr.

1995
Nikki McCray, Tennessee, Sr.

1996
Michelle Marciniak, Tennessee, Sr. (MOP)
Chamique Holdsclaw, Tennessee, Fr.
Tiffani Johnson, Tennessee, So.
La' Keisha Frett, Georgia, Jr.
Saudia Roundtree, Georgia, Sr.

1997
Chamique Holdsclaw, Tennessee, So. (MOP)
Kellie Jolly, Tennessee, So.

1998
Chamique Holdsclaw, Tennessee, Jr. (MOP)
Tamika Catchings, Tennessee, Fr.
Kellie Jolly, Tennessee, Jr.

2000
Tamika Catchings, Tennessee, Jr.

2003
Gwen Jackson, Tennessee, Sr.
Kara Lawson, Tennessee, Sr.

2004
Shanna Zolman, Tennessee, So.

2007
Candace Parker, Tennessee, So. (MOP)
Nicky Anosike, Tennessee, Jr.
Shannon Bobbitt, Tennessee, Jr.

2008
Sylvia Fowles, LSU, Sr.
Candace Parker, Tennessee, Jr. (MOP)
Nicky Anosike, Tennessee, Sr.
Shannon Bobbitt, Tennessee, Sr.



Tennessee's Tonya Edwards was named the Most Outstanding Player at the 1987 Final Four as a freshman.

SEC IN THE NWIT/WNIT TOURNAMENT

SEC YEAR-BY-YEAR RESULTS

YEAR	TEAMS	W	L	PCT.
1977	UA 0-3	0	3	.000
1978	UK 2-1	2	1	.667
1981	UG 3-0	3	0	1.000
1984	VU 3-0	3	0	1.000
1985	UF 2-1, LSU 3-0	5	1	.833
1988	MSU 1-2	1	2	.333
1990	UK 3-0	3	0	1.000
1996	ARK 1-2, LSU 2-1	3	3	.500
1998	LSU 2-1, MSU 0-1	2	2	.500
1999	ARK 5-0, UM 0-1	5	1	.833
2000	UA 0-1, ARK 3-1, UF 4-1	7	3	.700
2001	UA 1-1, UM 0-1, MSU 2-1	3	3	.500
2002	UA 3-1	3	1	.750
2003	AU 5-0	5	0	1.000
2005	ARK 1-1, UF 0-1, UK 3-1, MSU 0-1	4	4	.500
2006	UM 1-1, USC 0-1	1	2	.333
2007	AU 2-1, UK 2-1, MSU 1-1, USC 1-1	6	4	.600
2008	UF 1-1, UK 2-1, MSU 0-1, USC 1-1	4	4	.500
2009	ARK 1-1, UK 1-1, UM 1-1	3	3	.500
2010	UF 1-1, UM 0-1	1	2	.333
2011	UA 2-1, AR 3-1, AU 1-1, UF 2-1, SC 1-1	9	5	.643
2013	AR 1-1, AU 3-1, UF 4-1 , MO 0-1	8	4	.667
2014	AU 2-1, MS 3-1, MO 0-1	5	3	.625
2015	UM 2-1, MO 2-1	4	2	.667
2016	UA 0-1	0	1	.000

APPEARANCES

Alabama [6]	1977-2000-01-02-11-16
Arkansas [8]	1987-1996-1999-2000-05-09-11-13
Auburn [5]	2003-07-11-13-14
Florida [7]	1985-2000-05-08-10-11-13
Georgia [1]	1981
Kentucky [6]	1978-1990-2005-07-08-09
LSU [3]	1985-1996-1998
Ole Miss [6]	1999-2001-06-09-10-15
Mississippi State [7]	1988-1998-2001-05-07-08-14
Missouri [7]	2000-02-03-07-13-14-15
South Carolina [4]	2006-07-08-11
Texas A&M [2]	1995-2005
Vanderbilt [1]	1984

CHAMPIONS

Georgia	1981
Vanderbilt	1984
LSU	1985
Kentucky	1990
Arkansas	1987, 1999
Auburn	2003

ALL-TOURNAMENT TEAMS

1978
Maria Donhoff, Kentucky

1981
Cynthia Collins, Georgia
Wanda Holloway, Georgia

1985
Tammy Jackson, Florida
Terry Whitehead, Florida

1990
Vanessa Foster-Sutton, Kentucky
Kristi Cushenberry, Kentucky

1996
Kimberly Wilson, Arkansas
Elaine Powell, LSU

1998
Katrina Hibbert, LSU

1999
Sytia Messer, Arkansas
Lonniya Bragg, Arkansas (MVP)

2000
Naomi Mobley, Florida
Tonya Washington, Florida
Lonniya Bragg, Arkansas

2003
Natasha Brackett, Auburn
Tia Miller, Auburn

2005
Sara Potts, Kentucky

2013
Sydney Moss, Florida

SEC IN THE NWIT/WNIT TOURNAMENT

1977

FIRST ROUND
Wayland Baptist 89, Alabama 59
CONSOLATION
Belmont 88, Alabama 73
SEVENTH PLACE
Indiana State 84, Alabama 75

1978

FIRST ROUND
Kentucky 92, Kansas 87
SEMIFINALS
Texas 75, Kentucky 60
THIRD PLACE
Kentucky 79, Long Beach State 69

1981

FIRST ROUND
Georgia 100, Pittsburgh 69
SEMIFINALS
Georgia 80, Cal-Berkley 68
FINALS
Georgia 75, Arizona State 73

1984

FIRST ROUND
Vanderbilt 82, Utah 58
SEMIFINALS
Vanderbilt 79, Western Kentucky 68
FINALS
Vanderbilt 67, UT-Chattanooga 66

1985

FIRST ROUND
Florida 70, Montana 49
LSU 69, West Virgina 57
SEMIFINALS
Florida 87, Drake 80
LSU 71, Texas Tech 67
FINALS
LSU 74, Florida 54

1988

FIRST ROUND
DePaul 73, Mississippi State 57
CONSOLATION
Mississippi State 67, Montana 61
CONSOLATION FINAL
South Alabama 73, Mississippi State 51

1990

FIRST ROUND
Kentucky 76, Maine 66
SEMIFINALS
Kentucky 80, Miami (Fla.) 68
FINALS
Kentucky 85, Toledo 76

1996

FIRST ROUND
LSU 77, UC-Santa Barbara 73 (OT)
Arkansas 83, Princeton 51
SEMIFINALS
Northwestern 79, LSU 75
Arizona 80, Arkansas 77
THIRD PLACE
LSU 91, Arkansas 63

1998

FIRST ROUND
LSU 58, Boise State 38 (Baton Rouge)
Baylor 75, Mississippi State 65 (Waco)
Second Round
LSU 74, Butler 58 (Baton Rouge)

SEMIFINALS
Baylor 66, LSU 61 (Waco)

1999

FIRST ROUND
Arkansas 78, NW State 60 (Fayetteville)
Tennessee-Martin 77, Ole Miss 66 (Martin)
SECOND ROUND
Arkansas 97, Oklahoma 93 (OT) (Fayetteville)
THIRD ROUND
Arkansas 76, Rice 70 (Fayetteville)
SEMFINALS
Arkansas 80, Drake 56 (Fayetteville)
FINALS
Arkansas 67, Wisconsin 64 (Fayetteville)

2000

FIRST ROUND
Chattanooga 70, Alabama 68 (Chattanooga)
Arkansas 83, Wichita State 63 (Fayetteville)
Florida 97, Dayton 92 (Dayton)
SECOND ROUND
Arkansas 89, Missouri 88 (OT) (Fayetteville)
Florida 74, Memphis 71 (Memphis)
Arkansas 78, Georgia Tech 67 (Fayetteville)
Florida 77, Maryland 57 (Gainesville)
SEMIFINALS
Florida 83, Arkansas 62 (Fayetteville)
FINALS
Wisconsin 75, Florida 74 (Madison)

2001

FIRST ROUND
Alabama 77, Memphis 67 (Tuscaloosa)
Western Ky. 95, Ole Miss 92 (Bowling Green)
Mississippi St. 77, Ga. Tech 73 (Starkville)
SECOND ROUND
UAB 84, Alabama 72 (Birmingham)
Mississippi St. 86, Illinios 77 (Champaign)
THIRD ROUND
James Madison 63, Mississippi S. 61 (Starkville)

2002

FIRST ROUND
Alabama 68, Missouri 67 (Columbia)
SECOND ROUND
Alabama 99, E. Kentucky 77 (Richmond)
THIRD ROUND
Michigan St. 79, Alabama 61 (E. Lansing)

2003

FIRST ROUND
Auburn 77, S. Alabama 53 (Auburn)
Second Round
Auburn 68, Florida State 57 (Auburn)
THIRD ROUND
Auburn 59, Richmond 53 (Auburn)
SEMIFINALS
Auburn 73, Creighton 62 (Omaha)
FINALS
Auburn 64, Baylor 63 (Waco)

2005

FIRST ROUND
Arkansas St. 78, Mississippi St. 61 (Jonesboro)
South Florida 61, Florida 56 (Tampa)
Arkansas 61, UNLV 48 (Fayetteville)
Kentucky 79, E. Michigan 68 (Lexington)
SECOND ROUND
Arkansas St. 98, Arkansas 84 (Jonesboro)
Kentucky 91, Chattanooga 54 (Lexington)
THIRD ROUND
Kentucky 67, Xavier 62 (Lexington)
SEMFINALS
W. Va. 80, Kentucky 75 (2OT) (Lexington)

2006

FIRST ROUND
Xavier 70, S. Carolina 65 (OT) (Cincinnati)
Ole Miss 78, Kansas 76 (Lawrence)
SECOND ROUND
Pittsburg 85, Ole Miss 76 (Pittsburg)

2007

FIRST ROUND
Kentucky 65, Oakland 56 (Rochester)
SECOND ROUND
Kentucky 85, Ball State 82 (Muncie)
S. Carolina 81, Hartford 40 (Columbia)
Mississippi St. 79, Tulane 73 (Starkville)
Auburn 74, UAB 60 (Auburn)
THIRD ROUND
Wisconsin 67, Kentucky 61 (Madison)
WKU 56, Miss St. 53 (Bowling Green)
Auburn 81, Va. Tech 73 (Blacksburg)
Hofstra 64, S. Carolina 59 (Columbia)
FOURTH ROUND
Kansas State 67, Auburn 54 (Manhattan)

SEC IN THE NWIT/WNIT TOURNAMENT

2008

FIRST ROUND
S. Carolina 102, NC A&T 74 (Columbia)

SECOND ROUND
Kentucky 68, MTSU 66 (Lexington)
Southern Miss 62, Miss. St. 61 (Hattiesburg)
Florida 60, Florida GC (Gainesville)
NC State 72, S. Carolina 69 (Raleigh)

THIRD ROUND
Kentucky 84, JMU 66 (Lexington)
NC State 80, Florida 55 (Raleigh)

FOURTH ROUND
Marquette 69, Kentucky 64 (Lexington)

2009

FIRST ROUND
Kentucky 81, Chattanooga 76 (OT) (Lexington)

SECOND ROUND
Ole Miss 87, Murray State 49 (Oxford)
Wisconsin 49, Kentucky 45 (Madison)
Arkansas 61, Okla. St. 60 (OT) (Fayetteville)

THIRD ROUND
South Florida 74, Ole Miss 57 (Tampa)
Kansas 75, Arkansas 59 (Lawrence)

2010

FIRST ROUND
Florida 61, South Florida 54 (Gainesville)
Samford 66, Ole Miss 65 (Birmingham)

SECOND ROUND
Miami 77, Florida 64 (Miami)

2011

FIRST ROUND
South Carolina 67, App. State 54 (Columbia)
Arkansas 91, Lamar 65 (Fayetteville)
Alabama 80, Memphis 69 (Memphis)
Auburn 68, Tennessee Tech 54 (Cookeville)
Florida 59, UMBC 47 (Gainesville)

SECOND ROUND
Toledo 67, Auburn 52 (Toledo)
Arkansas 65, Missouri State 64 (Springfield)
Alabama 72, Northwestern (Chicago)
Charlotte 69, South Carolina 57 (Columbia)
Florida 74, Florida Gulf Coast 69 (Ft. Myers)

THIRD ROUND
Toledo 74, Alabama 59 (Toledo)
Arkansas 78, Oral Roberts 59 (Tulsa)
Charlotte 81, Florida 71 (Charlotte)

QUARTERFINALS
Illinois State 60, Arkansas 49 (Normal)

2013

FIRST ROUND
Eastern Illinois 60, Missouri 58 (Columbia)
Auburn 80, UAB 57 (Auburn)
Arkansas 67, Memphis 57 (Fayetteville)
Florida 75, Florida International 68 (Miami)

SECOND ROUND
Auburn 84, Westerm Kentucky 66 (Auburn)
Tulane 60, Arkansas 48 (Fayetteville)
Florida 85, Winthrop 53 (Rock Hill)

THIRD ROUND
Auburn 72, Tulane 52 (Auburn)
Florida 67, Charlotte 65 (Charlotte)

QUARTERFINALS
Florida 85, James Madison 80 (Harrisonburg)
Drexel 56, Auburn 43 (Auburn)

SEMIFINALS
Drexel 67, Florida 57 (Philadelphia)

2014

FIRST ROUND
Auburn 78, Furman 64 (Auburn)
Creighton 77, Missouri 51 (Omaha)
Mississippi State 77, Tulane 68 (Starkville)

SECOND ROUND
Auburn 82, Old Dominion 59 (Auburn)
Mississippi St. 74, Southern Miss 66 2OT (Starkville)

THIRD ROUND
Mississippi State 59, Auburn 54 (Starkville)

QUARTERFINALS
South Florida 60, Mississippi State 58 (Starkville)

2015

FIRST ROUND
Ole Miss 80, UT Martin 70 (Oxford)
Missouri 69, Northern Iowa 61 (Cedar Falls)

SECOND ROUND
Ole Miss 63, Georgia Tech 48 (Oxford)
Missouri 67, Kansas State 48 (Manhattan)

THIRD ROUND
Middle Tennessee 82, Ole Miss 70 (Murfreesboro)
Michigan 65, Missouri 55 (Ann Arbor)

2016

FIRST ROUND
Tulane 53, Alabama 52 (New Orleans)

2016-17 WOMEN'S BASKETBALL

MEDIA GUIDE

Polls

SECSPORTS.COM

FINAL ASSOCIATED PRESS POLLS

1976-77

1. Delta State
2. Immaculata
3. St. Joseph's
4. Fullerton State
5. **TENNESSEE**
6. Tennessee Tech
7. Wayland Baptist
8. Montclair State
9. Stephen F. Austin
10. N.C. State
11. **LSU**
12. Baylor
13. UCLA
14. Old Dominion
15. SE Louisiana
16. Maryland
17. Michigan State
18. Mississippi College
19. Southern Connecticut
20. Kansas State

1977-78

1. **TENNESSEE**
2. Wayland Baptist
3. N.C. State
4. Montclair State
5. UCLA
6. Maryland
7. Queens College
8. Valdosta State
9. Delta State
10. **LSU**
11. St. Joseph's
12. Old Dominion
13. Missouri
14. Stephen F. Austin
15. Texas
16. Ohio State
17. Penn State
18. Southern Connecticut
19. Memphis State
20. **OLE MISS**

1978-79

1. Old Dominion
2. Louisiana Tech
3. **TENNESSEE**
4. Texas
5. Stephen F. Austin
6. UCLA
7. Rutgers
8. Maryland
9. Cheyney State
10. Wayland Baptist
11. N.C. State
12. Valdosta State
13. Penn State
14. Kansas State
15. South Carolina
16. Northwestern
17. UNLV
18. Long Beach State
19. Fordham
20. Montclair State

1979-80

1. Old Dominion
2. **TENNESSEE**
3. Louisiana Tech
4. South Carolina
5. Stephen F. Austin
6. Maryland
7. Texas
8. Rutgers
9. Long Beach State
10. N.C. State
11. Kansas
12. Cheyney State
13. Kansas State
14. **KENTUCKY**
15. Northwestern
16. Mercer
17. Oregon
18. Central Missouri State
19. San Francisco
20. Brigham Young

1980-81

1. Louisiana Tech
2. **TENNESSEE**
3. Old Dominion
4. Southern Cal
5. Cheyney State
6. Long Beach State
7. UCLA
8. Maryland
9. Rutgers
10. Kansas
11. **KENTUCKY**
12. Oregon
13. N.C. State
14. Stephen F. Austin
15. Illinois State
16. Texas
17. Jackson State
18. Minnesota
19. Oregon State
20. Clemson

1981-82

1. Louisiana Tech
2. Cheyney State
3. Maryland
4. **TENNESSEE**
5. Texas
6. Southern Cal
7. Old Dominion
8. Rutgers
9. Long Beach State
10. Penn State
11. Villanova
12. N.C. State
13. **KENTUCKY**
14. Kansas State
15. South Carolina
16. Drake
17. Memphis State
18. Arizona State
19. Oregon
20. Missouri

1982-83

1. Louisiana Tech
2. Southern Cal
3. Texas
4. Old Dominion
5. Cheyney State
6. Maryland
7. Long Beach State
8. **GEORGIA**
9. **TENNESSEE**
10. Penn State
11. **KENTUCKY**
12. Arizona State
13. **OLE MISS**
14. **AUBURN**
15. Missouri
16. N.C. State
17. Kansas State
18. North Carolina
19. Oregon State
20. **LSU**

1983-84

1. Texas
2. Louisiana Tech
3. **GEORGIA**
4. Old Dominion
5. Southern Cal
6. Long Beach State
7. Kansas State
8. **LSU**
9. Cheyney State
10. **OLE MISS**
11. Missouri
12. **ALABAMA**
13. NE Louisiana
14. North Carolina
15. **TENNESSEE**
16. N.C. State
17. Maryland
18. Virginia
19. Ohio State
20. Chattanooga

1984-85

1. Texas
2. NE Louisiana
3. Long Beach State
4. Louisiana Tech
5. Old Dominion
6. **OLE MISS**
7. Ohio State
8. **GEORGIA**
9. Penn State
10. **AUBURN**
11. Washington
12. N.C. State
13. **TENNESSEE**
14. Western Kentucky
15. Southern Cal
16. UNLV
17. St. Joseph's
18. UCLA
19. Texas Tech
20. San Diego State

1985-86

1. Texas
2. **GEORGIA**
3. Southern Cal
4. Louisiana Tech
5. Western Kentucky
6. Virginia
7. **AUBURN**
8. Long Beach State
9. **LSU**
10. Rutgers
11. **OLE MISS**
12. Ohio State
13. Penn State
14. Iowa
15. **TENNESSEE**
16. North Carolina
17. James Madison
18. Southern Illinois
19. Oklahoma
20. **VANDERBILT**

1986-87

1. Texas
2. **AUBURN**
3. Louisiana Tech
4. Long Beach State
5. Rutgers
6. **GEORGIA**
7. **TENNESSEE**
8. **OLE MISS**
9. Iowa
10. Ohio State
11. Virginia
12. James Madison
13. N.C. State
14. **LSU**

FINAL ASSOCIATED PRESS POLLS

15. Penn State
16. Southern Illinois
17. Villanova
18. VANDERBILT
19. Southern Cal
20. Washington

1987-88

1. TENNESSEE
2. Iowa
3. AUBURN
4. Texas
5. Louisiana Tech
6. Ohio State
7. Long Beach State
8. Rutgers
9. Maryland
10. Virginia
11. Washington
12. OLE MISS
13. Stanford
14. James Madison
15. Southern Cal
16. Montana
17. GEORGIA
18. New Mexico State
19. Stephen F. Austin
20. LaSalle

1988-89

1. TENNESSEE
2. AUBURN
3. Louisiana Tech
4. Stanford
5. Maryland
6. Texas
7. Long Beach State
8. Iowa
9. Colorado
10. GEORGIA
11. Stephen F. Austin
12. OLE MISS
13. N.C. State
14. Ohio State
15. Purdue
16. UNLV
17. South Carolina
18. LaSalle
19. Western Kentucky
20. Old Dominion

1989-90

1. Louisiana Tech
2. Stanford
3. Washington
4. TENNESSEE
5. UNLV
6. Stephen F. Austin
7. GEORGIA
8. Texas
9. AUBURN
10. Iowa
11. N.C. State
12. Virginia
13. Northwestern
14. Long Beach State
15. Purdue
16. Hawaii
17. Northern Illinois
18. Providence
19. South Carolina
20. Southern Miss
21. Tennessee Tech
22. Arkansas
23. LSU
24. OLE MISS
25. St. Joseph's

1990-91

1. Penn State
2. Virginia
3. GEORGIA
4. TENNESSEE
5. Purdue
6. AUBURN
7. N.C. State
8. LSU
9. Arkansas
10. Western Kentucky
11. Stanford
12. Washington
13. Connecticut
14. Stephen F. Austin
15. Providence
16. Texas
17. UNLV
18. Long Beach State
19. OLE MISS
20. Rutgers
21. Clemson
22. Northwestern
23. Iowa
24. Lamar
25. Oklahoma State

1991-92

1. Virginia
2. TENNESSEE
3. Stanford
4. Stephen F. Austin
5. OLE MISS
6. Miami (FL)
7. Iowa
8. Maryland
9. Penn State
10. SW Missouri State
11. Purdue
12. Texas Tech
13. VANDERBILT
14. West Virginia
15. Western Kentucky
16. George Washington
17. Kansas
18. ALABAMA
19. Texas
20. Clemson
21. Creighton
22. Houston
23. Southern Cal
24. Colorado
t25. Santa Barbara
t25. Vermont

1992-93

1. VANDERBILT
2. TENNESSEE
3. Ohio State
4. Iowa
5. Texas Tech
6. Stanford
7. AUBURN
8. Penn State
9. Virginia
10. Colorado
11. Maryland
12. Stephen F. Austin
13. Western Kentucky
14. Louisiana Tech
15. Southern Cal
16. Texas
17. North Carolina
18. Vermont
19. Bowling Green
20. Miami (FL)
21. GEORGIA
22. Nebraska
23. Hawaii
24. Kansas
t25. Northern Illinois
t25. Oklahoma State

1993-94

1. TENNESSEE
2. Penn State
3. Connecticut
4. North Carolina
5. Colorado
6. Louisiana Tech
7. Southern Cal
8. Purdue
9. Texas Tech
10. Virginia
11. Stanford
12. VANDERBILT
13. Iowa
14. Seton Hall
15. Kansas
16. ALABAMA
17. Montana
18. Washington
19. Florida International
20. FLORIDA
21. Boise State
22. Southern Miss
23. OLE MISS
24. Bowling Green
25. Texas

1994-95

1. Connecticut
2. Colorado
3. TENNESSEE
4. Stanford
5. Texas Tech
6. VANDERBILT
7. Penn State
8. Louisiana Tech
9. Western Kentucky
10. Virginia
11. North Carolina
12. GEORGIA
13. ALABAMA
14. Washington
15. ARKANSAS
16. Purdue
17. FLORIDA
18. George Washington
19. OLE MISS
20. Duke
21. Oregon State
22. San Diego State
23. Kansas
24. North Carolina
25. Old Dominion

1995-96

1. Louisiana Tech
2. Connecticut
3. Stanford
4. TENNESSEE
5. GEORGIA
6. Old Dominion
7. Iowa
8. Penn State
9. Texas Tech
10. ALABAMA
11. Virginia
12. VANDERBILT
13. Duke
14. Clemson
15. Purdue
16. FLORIDA
17. Colorado
18. Wisconsin
19. AUBURN
20. Kansas
21. Notre Dame
22. Oregon State
23. N.C. State

FINAL ASSOCIATED PRESS POLLS

24. OLE MISS
25. Texas A&M

1996-97

1. Connecticut
2. Old Dominion
3. Stanford
4. North Carolina
5. Louisiana Tech
6. GEORGIA
7. FLORIDA
8. ALABAMA
9. LSU
10. TENNESSEE
11. Kansas
12. Virginia
13. AUBURN
14. Texas
15. Notre Dame
16. Illinois
17. Texas Tech
18. Colorado
19. Stephen F. Austin
20. VANDERBILT
21. Clemson
22. George Washington
23. Tulane
24. Michigan State
25. Western Kentucky

1997-98

1. TENNESSEE
2. Old Dominion
3. Connecticut
4. Louisiana Tech
5. Stanford
6. Texas Tech
7. North Carolina
8. Duke
9. Arizona
10. N.C. State
11. ALABAMA
12. Florida International
13. FLORIDA
14. Clemson
15. Western Kentucky
16. Illinois
17. Virginia
18. VANDERBILT
19. Stephen F. Austin
20. Hawaii
21. Purdue
22. Drake
23. Iowa
24. Iowa State
25. UCLA

1998-99

1. Purdue
2. TENNESSEE
3. Louisiana Tech
4. Connecticut
5. Old Dominion
6. Texas Tech
7. Colorado State
8. Notre Dame
9. Rutgers
t10. Clemson
t10. Duke
12. GEORGIA
13. Virginia Tech
14. North Carolina
15. UCLA
16. Oregon
17. Santa Barbara
18. Penn State
19. Iowa State
20. Virginia
21. LSU
22. ALABAMA
23. Tulane
24. Florida International
25. Toledo

1999-2000

1. Connecticut
2. **TENNESSEE**
3. Louisiana Tech
4. **GEORGIA**
5. Notre Dame
6. Penn State
7. Iowa State
8. Rutgers
9. Santa Barbara
10. Duke
11. Texas Tech
12. **MISSISSIPPI STATE**
13. Purdue
14. Old Dominion
15. **LSU**
16. **AUBURN**
17. Boston College
18. Oklahoma
19. Virginia
20. Oregon
21. Arizona
22. Tulane
23. N.C. State
24. Xavier
25. Michigan

2000-2001

1. Connecticut
2. Notre Dame
3. TENNESSEE
4. GEORGIA
5. Duke
6. Louisiana Tech
7. Oklahoma
8. Iowa State
9. Purdue
10. VANDERBILT
11. Rutgers
12. Xavier
13. Texas Tech
14. FLORIDA
15. SW Missouri State
16. Iowa
17. Utah
18. LSU
19. N.C. State
20. Colorado
21. Penn State
22. Clemson
23. Baylor
24. Wisconsin
t25. Arizona State
t25. Virginia Tech

2001-2002

1. Connecticut
2. Oklahoma
3. Duke
4. VANDERBILT
5. Stanford
6. TENNESSEE
7. Baylor
8. Louisiana Tech
9. Purdue
10. Iowa State
11. Kansas State
12. Colorado
13. SOUTH CAROLINA
14. Texas
15. Old Dominion
16. North Carolina
17. Texas Tech
18. Minnesota
19. Cincinnati
20. Colorado State
21. Boston College
22. LSU
23. Florida International
t24. FLORIDA
t24. Penn State

2002-2003

1. Connecticut
2. Duke
3. LSU
4. TENNESSEE
5. Texas
6. Louisiana Tech
7. Texas Tech
8. Kansas State
9. Stanford
10. Purdue
11. Villanova
12. North Carolina
13. MISSISSIPPI STATE
14. VANDERBILT
15. Penn State
16. SOUTH CAROLINA
17. Minnesota
18. Santa Barbara
19. GEORGIA
20. Ohio State
21. Green Bay
22. Arizona
23. Rutgers
24. ARKANSAS
t25. Boston College
t25. George Washington

2003-04

1. Duke
2. TENNESSEE
3. Purdue
4. Texas
5. Penn State
6. Connecticut
7. Louisiana Tech
8. Kansas State
9. Houston
10. Stanford
11. Oklahoma
12. North Carolina
13. VANDERBILT
14. Texas Tech
15. Baylor
16. GEORGIA
17. Colorado
18. Boston College
19. LSU
20. TCU
21. Ohio State
22. AUBURN
23. Michigan State
24. Minnesota
25. Villanova

2004-05

1. Stanford
2. LSU
3. TENNESSEE
4. North Carolina
5. Baylor
6. Michigan State
7. Duke
8. Ohio State
9. Rutgers
10. Connecticut
11. Notre Dame
12. Minnesota
13. Texas
14. Texas Tech
15. Temple
16. Kansas State
17. DePaul
18. VANDERBILT

FINAL ASSOCIATED PRESS POLLS

19. Iowa State
20. GEORGIA
21. N.C. State
22. Penn State
23. TCU
24. Green Bay
25. Boston College

2005-06

1. North Carolina
2. Ohio State
3. Maryland
4. Duke
5. LSU
6. TENNESSEE
7. Oklahoma
8. Connecticut
9. Rutgers
10. Baylor
11. Purdue
12. GEORGIA
t13. DePaul
t13. Stanford
15. Arizona State
16. Michigan State
17. Louisiana Tech
18. Utah
19. Temple
20. Texas A&M
21. UCLA
22. BYU
23. Bowling Green
24. New Mexico
25. Minnesota

2006-07

1. Duke
2. Connecticut
3. North Carolina
4. TENNESSEE
5. Ohio State
6. Stanford
7. Maryland
8. Arizona State
9. VANDERBILT
10. LSU
11. Oklahoma
12. Purdue
13. Texas A&M
14. GEORGIA
15. George Washington
16. Middle Tennessee
17. N.C. State
18. Baylor
19. Rutgers
20. Bowling Green
21. Marquette
22. Green Bay
23. Louisville
24. Michigan State
25. Montana

2007-08

1. Connecticut
2. North Carolina
3. TENNESSEE
4. Stanford
5. Maryland
6. LSU
7. Rutgers
8. Texas A&M
9. Duke
10. California
11. Old Dominion
12. Baylor
13. Oklahoma State
14. Oklahoma
15. Notre Dame
16. Kansas State
17. West Virginia
18. Utah
19. Louisville
20. George Washington
21. VANDERBILT
22. Marist
23. Texas-El Paso
24. Virginia
25. Ohio State

2008-09

1. Connecticut
2. Stanford
3. Maryland
4. Oklahoma
5. Baylor
6. Duke
7. Louisville
8. AUBURN
9. Texas A&M
10. Ohio State
11. North Carolina
12. Florida State
13. California
14. VANDERBILT
15. Pittsburgh
16. South Dakota State
17. Iowa State
18. TENNESSEE
19. Arizona State
20. Xavier
21. Kansas State
22. FLORIDA
23. Notre Dame
24. Virginia
25. Texas

2009-10

1. Connecticut
2. Stanford
3. TENNESSEE
4. Nebraska
5. Xavier
6. Duke
7. Notre Dame
8. Ohio State
9. Texas A&M
10. West Virginia
11. Florida State
12. Oklahoma
13. Georgetown
14. Baylor
15. St. John's (NY)
16. Iowa State
17. Texas
18. Gonzaga
19. KENTUCKY
20. Oklahoma State
21. LSU
22. UCLA
23. GEORGIA
24. Michigan State
25. Hartford

2010-11

1. Connecticut
2. Stanford
3. Baylor
4. TENNESSEE
5. Xavier
6. Duke
7. UCLA
8. Texas A&M
9. DePaul
10. Notre Dame
11. Miami (FL)
12. Michigan State
13. Green Bay
14. North Carolina
15. Florida State
16. Maryland
17. KENTUCKY
18. Ohio State
19. Marist
20. Gonzaga
21. Oklahoma
22. Houston
23. Georgetown
24. Georgia Tech
25. Marquette

2011-12

1. Baylor
2. Stanford
3. Connecticut
4. Notre Dame
5. Maryland
6. Duke
7. Delaware
8. Miami (FL)
9. TENNESSEE
10. Green Bay
11. Penn State
12. KENTUCKY
13. Purdue
14. St. John's (NY)
15. Georgia Tech
16. Ohio State
t17. Nebraska
t17. Georgetown
19. Louisville
20. GEORGIA
21. St. Bonaventure
22. Texas A&M
23. Rutgers
24. Princeton
25. SOUTH CAROLINA

2012-13

1. Baylor
2. Notre Dame
3. Connecticut
4. Stanford
5. Duke
6. California
7. KENTUCKY
8. Penn State
9. TEXAS A&M
10. TENNESSEE
11. UCLA
12. Maryland
13. North Carolina
14. GEORGIA
15. Delaware
16. Louisville
17. SOUTH CAROLINA
18. Dayton
19. Colorado
20. Green Bay
21. Purdue
22. Syracuse
23. Iowa State
24. Nebraska
25. Florida State

2013-14

1. Connecticut
2. Notre Dame
3. TENNESSEE
4. Louisville
5. Baylor
6. Stanford
7. West Virginia
8. SOUTH CAROLINA
9. Duke
10. KENTUCKY
11. Maryland
12. North Carolina
13. Nebraska
14. Penn State

15. TEXAS A&M
16. N.C. State
17. Purdue
18. Gonzaga
19. Iowa
20. Michigan State
21. Oklahoma State
22. Middle Tennessee
23. DePaul
24. California
25. Southern Cal

2014-15

1. Connecticut
2. Notre Dame
3. SOUTH CAROLINA
4. Maryland
5. Baylor
6. TENNESSEE
7. Florida State
8. Louisville
9. Arizona State
10. Oregon State
11. KENTUCKY
12. MISSISSIPPI STATE
13. Princeton
14. Stanford
15. North Carolina
16. Duke
17. Chattanooga
18. Iowa
19. George Washington
20. Florida Gulf Coast
21. TEXAS A&M
22. Northwestern
23. Ohio State
24. California
25. South Florida

2015-16

1. Connecticut
2. Notre Dame
3. SOUTH CAROLINA
4. Baylor
5. Maryland
6. Oregon State
7. Texas
8. Louisville
9. Ohio State
10. UCLA
11. Arizona State
12. KENTUCKY
13. Stanford
14. Syracuse
15. MISSISSIPPI STATE
16. Michigan State
17. Florida State
18. TEXAS A&M
19. Miami
20. DePaul
21. South Florida
22. Colorado State
23. West Virginia
24. Oklahoma
25. FLORIDA

FINAL WBCA/USA TODAY COACHES POLLS

1985-86

1. Texas
2. Southern Cal
3. Western Kentucky
4. GEORGIA
5. TENNESSEE
6. OLE MISS
7. Louisiana Tech
8. LSU
9. AUBURN
10. Rutgers
11. NE Louisiana
12. Long Beach State
13. Penn State
14. Virginia
15. North Carolina
16. James Madison
17. Ohio State
18. Oklahoma
19. Iowa
20. Montana
21. Texas Tech
22. Southern Illinois
23. Drake
24. St. Joseph's (NY)
25. VANDERBILT

1986-87

1. TENNESSEE
2. Louisiana Tech
3. Texas
4. Long Beach State
5. Rutgers
6. AUBURN
7. Iowa
8. Ohio State
9. GEORGIA
10. Virginia
11. OLE MISS
12. N.C. State
13. Southern Illinois
14. Southern Cal
15. James Madison
16. Penn State
17. Old Dominion
18. Washington
19. LSU
20. Oregon
21. VANDERBILT
22. Villanova
23. Western Kentucky
24. St. Joseph's (NY)
25. Drake

1987-88

1. Louisiana Tech
2. AUBURN
3. TENNESSEE
4. Long Beach State
5. Texas
6. Iowa
7. Virginia
8. Maryland
9. Ohio State
10. GEORGIA
11. Rutgers
12. OLE MISS
13. Southern Cal
14. Stanford
15. James Madison
16. Washington
17. Montana
18. Stephen F. Austin
19. Western Kentucky
20. Clemson
21. St. Joseph's (NY)
22. DePaul
23. New Mexico State
24. South Carolina
25. Houston

1988-89

1. TENNESSEE
2. AUBURN
3. Maryland
4. Louisiana Tech
5. Stanford
6. Texas
7. Long Beach State
8. OLE MISS
9. Ohio State
10. N.C. State
11. Iowa
12. UNLV
13. Clemson
14. LSU
15. Virginia
16. Stephen F. Austin
17. Purdue
18. GEORGIA
19. Colorado
20. Rutgers
21. Old Dominion
22. South Carolina
23. St. Joseph's (NY)
24. Tennessee Tech
25. James Madison

1989-90

1. Stanford
2. AUBURN
3. Virginia
4. Louisiana Tech
5. TENNESSEE
6. Texas
7. Washington
8. Arkansas
9. Stephen F. Austin
10. N.C. State
11. Providence
12. OLE MISS
13. GEORGIA
14. Purdue
15. UNLV
16. South Carolina
17. VANDERBILT
18. Iowa
19. Clemson
20. Long Beach State
21. Northern Illinois
22. Northwestern
23. Southern Miss
24. Hawaii
25. Tennessee Tech

1990-91

1. TENNESSEE
2. Virginia
3. Stanford
4. Connecticut
5. AUBURN
6. GEORGIA
7. Lamar
8. Clemson
9. Penn State
10. N.C. State
11. Western Kentucky
12. Arkansas
13. Washington
14. Purdue
15. James Madison
16. Oklahoma State
17. Long Beach State
18. LSU
19. Stephen F. Austin
20. VANDERBILT
21. Iowa
22. UNLV
23. Northwestern
24. Providence
25. Texas

1991-92

1. Stanford
2. Virginia
3. Western Kentucky
4. SW Missouri State
5. TENNESSEE
6. OLE MISS
7. VANDERBILT
8. Maryland
9. Miami (FL)
10. Iowa
11. West Virginia
12. Southern Cal
13. Stephen F. Austin
14. Penn State
15. Texas Tech
16. Purdue
17. ALABAMA
18. UCLA
19. Clemson
20. George Washington
21. Santa Barbara
22. Vermont
23. Texas
24. Creighton
25. Kansas

1992-93

1. Texas Tech
2. Ohio State
3. Iowa
4. VANDERBILT
5. TENNESSEE
6. Virginia
7. Stanford
8. Louisiana Tech
9. Colorado
10. AUBURN
11. Stephen F. Austin
12. Western Kentucky
13. Penn State
14. Southern Cal
15. North Carolina
16. Georgetown
17. SW Missouri State
18. Maryland
19. Texas
20. Miami (FL)
21. GEORGIA
22. Nebraska
23. Vermont
24. Hawaii
25. ALABAMA

1993-94

1. North Carolina
2. Louisiana Tech
3. Purdue
4. ALABAMA
5. TENNESSEE
6. Penn State
7. Connecticut
8. Stanford
9. Southern Cal
10. Colorado
11. Texas Tech
12. Virginia
13. VANDERBILT
14. Seton Hall
15. Iowa
16. Southern Miss
17. Kansas
18. Montana
19. Texas A&M
20. OLE MISS
21. Washington
22. Clemson

FINAL WBCA/USA TODAY COACHES POLLS

23. Texas
24. Florida International
25. FLORIDA

1994-95

1. Connecticut
2. Colorado
3. TENNESSEE
4. Stanford
5. VANDERBILT
6. Texas Tech
7. Louisiana Tech
8. Western Kentucky
9. Penn State
10. Virginia
11. North Carolina
12. GEORGIA
13. ALABAMA
14. Washington
15. Purdue
16. George Washington
17. FLORIDA
18. ARKANSAS
19. OLE MISS
20. Duke
21. Kansas
22. Oregon State
23. San Diego State
24. Southern Cal
25. Old Dominion

1995-96

1. TENNESSEE
2. GEORGIA
3. Connecticut
4. Stanford
5. Louisiana Tech
6. Virginia
7. VANDERBILT
8. AUBURN
9. Iowa
10. Old Dominion
11. ALABAMA
12. Texas Tech
13. Penn State
14. Stephen F. Austin
15. Kansas
16. San Francisco
17. Clemson
18. Colorado
19. Duke
20. Wisconsin
21. Notre Dame
22. FLORIDA
23. DePaul
24. Colorado State
25. Texas

1996-97

1. TENNESSEE
2. Old Dominion
3. Stanford
4. Connecticut
5. Notre Dame
6. FLORIDA
7. GEORGIA
8. Louisiana Tech
9. North Carolina
10. George Washington
11. ALABAMA
12. LSU
13. Illinois
14. Virginia
15. Colorado
16. Kansas
17. VANDERBILT
18. Texas
19. Texas Tech
20. AUBURN
21. Michigan State
22. Stephen F. Austin
23. Purdue
24. Tulane
25. Clemson

1997-98

1. TENNESSEE
2. Louisiana Tech
3. North Carolina
4. N.C. State
5. Connecticut
6. Old Dominion
t7. ARKANSAS
t7. Duke
9. Arizona
10. Texas Tech
11. Purdue
12. FLORIDA
13. ALABAMA
14. Illinois
15. Stanford
16. Rutgers
17. Notre Dame
18. Florida International
19. Western Kentucky
20. UCLA
21. Clemson
22. Kansas
23. Virginia
24. Iowa State
25. VANDERBILT

1998-99

1. Purdue
2. Duke
3. Louisiana Tech
4. TENNESSEE
5. GEORGIA
6. Rutgers
7. UCLA
8. Connecticut
9. Texas Tech
10. Old Dominion
11. Iowa State
12. Colorado State
13. Clemson
14. Virginia Tech
15. North Carolina
16. LSU
17. Notre Dame
18. Penn State
19. Oregon
t20. SW Missouri State
t20 Virginia
22. Kansas
23. Santa Barbara
24. Xavier
25. ALABAMA

1999-2000

1. Connecticut
2. TENNESSEE
3. Penn State
4. Rutgers
5. GEORGIA
6. Louisiana Tech
7. Texas Tech
8. LSU
9. Notre Dame
10. Iowa State
11. Duke
12. Old Dominion
13. Oklahoma
14. Virginia
15. MISSISSIPPI STATE
16. Purdue
17. Boston College
18. North Carolina
19. AUBURN
20. Arizona
21. Santa Barbara
22. UAB
23. N.C. State
24. Tulane
25. **VANDERBILT**

2000-01

1. Notre Dame
2. Purdue
3. Connecticut
4. SW Missouri State
5. TENNESSEE
6. Louisiana Tech
7. VANDERBILT
8. Duke
9. Xavier
10. Oklahoma
11. Texas Tech
12. Iowa State
13. GEORGIA
14. Washington
15. Utah
16. N.C. State
17. Rutgers
18. FLORIDA
19. Missouri
20. LSU
21. Iowa
22. Clemson
23. Colorado
24. Villanova
25. Florida State

2001-02

1. Connecticut
2. Oklahoma
3. TENNESSEE
4. Duke
5. VANDERBILT
6. SOUTH CAROLINA
7. Old Dominion
8. Stanford
9. Colorado
10. Kansas State
11. North Carolina
12. Texas Tech
13. Texas
14. Purdue
15. Baylor
16. Iowa State
17. BYU
18. Penn State
19. Louisiana Tech
20. Drake
21. Minnesota
22. LSU
23. Cincinnati
24. Colorado State
25. TCU

2002-03

1. Connecticut
2. TENNESSEE
3. Texas
4. Duke
5. LSU
6. Texas Tech
7. Purdue
8. Villanova
9. Louisiana Tech
10. Kansas State
11. GEORGIA
12. Penn State
13. Minnesota
14. Stanford
15. North Carolina
16. MISSISSIPPI STATE

FINAL WBCA/USA TODAY COACHES POLLS

17. Boston College
18. SOUTH CAROLINA
19. Colorado
20. VANDERBILT
21. Notre Dame
22. Santa Barbara
23. New Mexico
24. Green Bay
25. ARKANSAS

2003-04

1. Connecticut
2. TENNESSEE
3. LSU
4. Minnesota
5. Duke
6. Penn State
7. Stanford
8. GEORGIA
9. Purdue
10. Texas
11. Baylor
12. Louisiana Tech
13. VANDERBILT
14. Boston College
15. Kansas State
16. Houston
17. Texas Tech
18. Oklahoma
19. Santa Barbara
20. Notre Dame
21. North Carolina
22. TCU
23. AUBURN
24. Colorado
25. DePaul

2004-05

1. Baylor
2. Michigan State
3. LSU
4. TENNESSEE
5. Stanford
6. North Carolina
7. Rutgers
8. Duke
9. Ohio State
10. Connecticut
11. Minnesota
12. Texas Tech
13. GEORGIA
14. VANDERBILT
15. Notre Dame
16. Arizona State
17. Texas
18. Temple
19. Kansas State
20. DePaul
21. Liberty
22. Southern Cal
23. Boston College
24. Maryland
25. Iowa State

2005-06

1. Maryland
2. Duke
3. North Carolina
4. LSU
5. TENNESSEE
6. Connecticut
7. Stanford
8. Oklahoma
9. Rutgers
10. Ohio State
11. Purdue
12. Utah
13. GEORGIA
14. Baylor
15. DePaul
16. Michigan State
17. Arizona State
18. UCLA
19. Boston College
20. BYU
21. New Mexico
22. VANDERBILT
23. Temple
24. Louisiana Tech
25. George Washington

2006-07

1. TENNESSEE
2. Rutgers
3. North Carolina
4. LSU
5. Connecticut
6. Duke
7. Purdue
8. Arizona State
9. Oklahoma
10. OLE MISS
11. George Washington
12. N.C. State
13. GEORGIA
14. Maryland
15. Bowling Green
16. Stanford
17. VANDERBILT
18. Ohio State
19. Florida State
20. Baylor
21. Texas A&M
22. Marist
23. Middle Tennessee
24. Louisville
25. Michigan State

2007-08

1. TENNESSEE
2. Stanford
3. Connecticut
4. LSU
5. North Carolina
6. Rutgers
7. Maryland
8. Texas A&M
9. Duke
10. Old Dominion
11. Oklahoma State
12. Louisville
13. Notre Dame
14. George Washington
15. VANDERBILT
16. Pittsburgh
17. Baylor
18. California
19. Oklahoma
20. West Virginia
21. Kansas State
22. Virginia
23. Marist
24. GEORGIA
25. Texas-El Paso

2008-09

1. Connecticut
2. Louisville
3. Stanford
4. Oklahoma
5. Maryland
6. Baylor
7. Texas A&M
8. VANDERBILT
9. Ohio State
10. California
11. Iowa State
12. Arizona State
13. AUBURN
14. Duke
15. Pittsburgh
16. Purdue
17. North Carolina
18. Florida State
19. South Dakota State
20. Kansas State
21. Rutgers
22. Michigan State
23. FLORIDA
24. Virginia
25. Xavier

2009-10

1. Connecticut
2. Stanford
3. Oklahoma
4. Baylor
5. Xavier
6. Duke
7. Nebraska
8. TENNESSEE
9. KENTUCKY
10. Florida State
11. Notre Dame
12. Gonzaga
13. Iowa State
14. Texas A&M
15. Ohio State
16. West Virginia
17. Georgetown
18. St. John's (NY)
19. GEORGIA
20. San Diego State
21. MISSISSIPPI STATE
22. Oklahoma State
23. UCLA
24. VANDERBILT
t25. LSU
t25. Texas

2010-11

1. Texas A&M
2. Notre Dame
3. Connecticut
4. Stanford
5. Baylor
6. TENNESSEE
7. Duke
8. Gonzaga
9. Green Bay
10. DePaul
11. Xavier
12. North Carolina
13. UCLA
14. Georgetown
15. Oklahoma
16. Miami (FL)
17. Ohio State
18. Michigan State
19. Louisville
20. Florida State
21. Marist
22. KENTUCKY
23. Maryland
24. GEORGIA
25. Marquette

2011-12

1. Baylor
2. Notre Dame
3. Stanford
4. Connecticut
5. Maryland
6. Duke
7. TENNESSEE
8. KENTUCKY
9. Penn State

10. Georgia Tech
11. Miami
12. Texas A&M
13. Green Bay
14. Delaware
15. St. John's (NY)
16. Louisville
17. Georgetown
18. Purdue
19. Gonzaga
20. GEORGIA
21. SOUTH CAROLINA
22. Ohio State
23. St. Bonaventure
24. DePaul
25. Kansas

2012-13

1. Connecticut
2. Notre Dame
3. Louisville
4. Baylor
5. California
6. Duke
7. Stanford
8. KENTUCKY
9. TENNESSEE
10. GEORGIA
11. Maryland
12. Penn State
13. Delaware
14. TEXAS A&M
15. UCLA
t16. SOUTH CAROLINA
t16. Dayton
18. Nebraska
19. North Carolina
20. Purdue
21. LSU
22. Iowa State
23. Oklahoma
24. Green Bay
25. Kansas

2013-14

1. Connecticut
2. Notre Dame
3. Stanford
4. Maryland
5. Louisville
6. Baylor
7. North Carolina
8. TENNESSEE
9. SOUTH CAROLINA
10. TEXAS A&M
11. KENTUCKY
12. West Virginia
13. Duke
14. Penn State
15. Oklahoma State
16. DePaul
17. Nebraska
18. Brigham Young
19. Purdue
20. California
21. N.C. State
22. Gonzaga
23. Michigan State
24. LSU
25. Oregon State

2014-15

1. Connecticut
2. Notre Dame
3. SOUTH CAROLINA
4. Maryland
5. Baylor
6. TENNESSEE
7. Florida State
8. Arizona State
9. North Carolina
10. Louisville
11. Iowa
12. Duke
13. Oregon State
14. Stanford
15. Princeton
16. KENTUCKY
17. Dayton
18. MISSISSIPPI STATE
19. Gonzaga
20. Ohio State
21. Florida Gulf Coast
22. Texas
23. Rutgers
24. South Florida
25. George Washington

2015-16

1. Connecticut
2. Oregon State
3. Syracuse
4. Baylor
5. SOUTH CAROLINA
6. Notre Dame
7. Texas
8. Washington
9. Maryland
10. Ohio State
11. Stanford
12. Florida State
13. UCLA
14. Louisville
15. KENTUCKY
16. Arizona State
17. DePaul
18. MISSISSIPPI STATE
19. TENNESSEE
20. TEXAS A&M
21. Michigan State
22. South Florida
23. Oklahoma
24. Miami (Fla.)
25. West Virginia