



**2015-2016**  
**WOMEN'S BASKETBALL**  
**MEDIA GUIDE**

SOUTHEASTERN  CONFERENCE™

Educating **SCHOLARS** and supporting **CHAMPIONS** provides the platform for developing **LEADERS** who will influence the world.

**SCHOLARS**

**Graduate Every Student-Athlete**

**CHAMPIONS**

**Win Every Championship**

**LEADERS**

**Change the World**

*“No great achievement was ever produced by an attempt to be average.”*

*SEC Commissioner Greg Sankey*

## **SOUTHEASTERN CONFERENCE**

SEC Milestones . . . . .	2-3
Standard of Excellence . . . . .	4-5
All-Time National Champions . . . . .	6
SECU . . . . .	7
Commissioner Greg Sankey . . . . .	8
SEC Staff . . . . .	9
SEC Network . . . . .	10
SEC Corporate Sponsors/ Licensing Program . . . . .	11
Media Services . . . . .	12
SEC Women's Basketball . . . . .	13
2014-2015 Composite Schedule . . . . .	14-17
2015 SEC Tournament . . . . .	18

## **TEAMS 19**

Alabama . . . . .	20
Arkansas . . . . .	21
Auburn . . . . .	22
Florida . . . . .	23
Georgia . . . . .	24
Kentucky . . . . .	25
LSU . . . . .	26
Ole Miss . . . . .	27
Mississippi State . . . . .	28
Missouri . . . . .	29
South Carolina . . . . .	30
Tennessee . . . . .	31
Texas A&M . . . . .	32
Vanderbilt . . . . .	33
Communication Contacts . . . . .	34

## **2014-2015 IN REVIEW 35**

Final Standings/Tournament Results . . . . .	36
Individual Statistics (All Games) . . . . .	37
Team Statistics (All Games) . . . . .	38
Individual Statistics (SEC Only) . . . . .	39

Team Statistics (SEC Only) . . . . .	40
Individual Superlatives . . . . .	41-42
Team Superlatives . . . . .	43-44
Team-By-Team Statistics . . . . .	45-48
Team-By-Team Results . . . . .	49-52

## **THROUGH THE YEARS 53**

Champions . . . . .	54
All-Time SEC Standings . . . . .	55
Annual Standings . . . . .	56-59
Team Statistical Leaders . . . . .	60-61
Individual Statistical Leaders . . . . .	62-64

## **RECORD BOOK 65**

Individual Records . . . . .	66-71
Team Records . . . . .	72-74

## **HONORS 75**

Player Awards . . . . .	76-77
Coaches Awards . . . . .	78
All-Americans . . . . .	79-81
Freshman All-Americans . . . . .	81
Academic/Community Service Awards . . . . .	82
SEC Community Service Teams . . . . .	83-84
All-SEC Teams . . . . .	85-89
All-Freshmen Teams . . . . .	90
All-Defensive Teams . . . . .	91
Players of the Week . . . . .	91-93
Freshmen of the Week . . . . .	94
Academic Honor Roll . . . . .	95-101
Olympians . . . . .	102
WNBA Draft . . . . .	103-104
Players in the WNBA . . . . .	105-106

## **TOURNAMENTS 107**

SEC Tournament Champs/Standings . . . . .	108
---	-----

SEC Tournament Breakdown . . . . .	109
SEC Tournament Results . . . . .	110-113
SEC Tournament Individual Records . . . . .	114
SEC Tournament Team Records . . . . .	115
SEC Tournament Superlatives . . . . .	116
SEC Tournament Attendance . . . . .	117-118
SEC All-Tournament Teams . . . . .	119
NCAA Tournament Breakdown . . . . .	120
NCAA Year-By-Year Results . . . . .	121-131
NCAA All-Region Teams . . . . .	132
NCAA All-Final Four Teams . . . . .	133
NWIT/WNIT Breakdown . . . . .	134
NWIT/WNIT Results . . . . .	135-136

## **POLLS 137**

Final Associated Press Polls . . . . .	138-141
Final USA Today/WBCA Polls . . . . .	142-144

## **CREDITS**

The Southeastern Conference Women's Basketball Media Guide, Vol. XXXII, is published by the Southeastern Conference Office, Greg Sankey, Commissioner.

### **Editor**

Tammy Wilson  
Director of Communications

### **Special Assistance**

Jessica Pare', Alabama; Jeri Thorpe, Arkansas; Wes Todd, Auburn; Kathy Cafazzo, Florida; Tray Littlefield, Georgia; Evan Crane, Kentucky; Clyde Verdine, LSU; Jessica Poole, Ole Miss; Brock Turnipseed, Mississippi State; Tyler Koonce, Missouri; Diana Koval, South Carolina; Eric Trainer, Tennessee; David Waxman, Texas A&M; David Dawson, Vanderbilt.

### **Cover Design**

B.C. Romano  
SEC

### **Printing**

EBSCO Media  
Birmingham, Alabama





1930s  
1940s

1950s  
1960s



1970s  
1980s



# SEC MILESTONES

Dec. 22, 1894: In Atlanta, Dr. William L. Dudley of Vanderbilt presides over an organization meeting of the Southern Intercollegiate Athletic Association: Alabama, Auburn, Georgia, Georgia Tech, North Carolina, Sewanee and Vanderbilt. Football formalized in 1869.

1893: Vanderbilt begins playing basketball at the Nashville YMCA two years after Naismith originated the game at Springfield (MA) College.

1895: SIAA organized track on conference level.

May 15, 1896: First conference championship meet (track) held at Vanderbilt.

1895: SIAA expands and adds Central, Clemson, Cumberland, Kentucky, LSU, Mercer, Ole Miss, Mississippi A&M (State), Nashville, Southeastern Presbyterian, Tennessee, Texas and Tulane.

1900: Eight of the 13 charter SEC members participating in track.

1920: SIAA encompasses 30 members.

Dec. 12-13, 1920: In Gainesville, Fla. Professor S.V. Sanford (Georgia) presides over newly formed Southern Conference (Alabama, Auburn, Clemson, Georgia, Georgia Tech, Kentucky, Maryland, Mississippi State, North Carolina, North Carolina State, Tennessee, Virginia Tech and Washington and Lee).

1922: Florida, LSU, Ole Miss, South Carolina, Tulane, Vanderbilt and Virginia Military join the Southern Conference.

1923: Sewanee joins the Southern Conference.

1928: Duke joins the Southern Conference.

Dec. 8-9, 1932: In Knoxville, Dr. Frank L. McVey (Kentucky) serves as president as the SEC is formed with 13 members of the Southern Conference located west and south of the Appalachian Mountains. The institutions

are: Alabama, Auburn, Florida, Georgia, Georgia Tech, Kentucky, LSU, Ole Miss, Mississippi State, Sewanee, Tennessee, Tulane, Vanderbilt.

Feb. 16, 1933: Informal meeting of SEC school presidents, Birmingham, Ala.

Feb. 27, 1933: First full meeting, Atlanta, Ga.

1933: First SEC champions crowned in baseball, basketball, football and outdoor track.

Feb. 24 - 28, 1933: League's first basketball tournament in Atlanta, Ga.

Spring 1933: First NCAA Championship won by SEC school (LSU, men's track).

1935: League sponsors first men's team title for cross country.

1937: League sponsors first men's team title for golf and swimming.

1938: League sponsors first men's team title for tennis.

1940: In Jackson, Miss. the office of the commissioner is formed.

August 21, 1940: Former Mississippi Governor Martin S. Conner named first SEC commissioner.

Dec. 13, 1940: Sewanee withdraws from the SEC.

Fall 1946: Secretary of the Conference Dean N.W. Dougherty (Tennessee) named acting SEC commissioner.

1948: Conference office moves to Birmingham, Ala.

Feb. 21, 1948: Former LSU coach Bernie H. Moore named second SEC commissioner.

1948: Kentucky Wildcats bring home the first NCAA basketball title win by an SEC team.

October 20, 1951: The Alabama-Tennessee football game in Birmingham's Legion Field becomes the first televised event in SEC history.

1952: University of Alabama Faculty Chairman of Athletics, Dr. Albert B. Moore, becomes first SEC representative to serve as NCAA president.

1957: League sponsors first men's team title for indoor track.

June 1, 1964: Georgia Tech withdraws from the SEC.

1965: Kentucky football's Nat Northington becomes the first African-American athlete to receive an athletic scholarship at an SEC institution.

1966: A.M. (Tonto) Coleman named third SEC commissioner.

June 1, 1966: Tulane withdraws from the SEC.

1971: Dr. Earl M. Ramer, University of Tennessee faculty athletic representative, is second SEC official to serve as NCAA president.

August 1, 1972: Dr. H. Boyd McWhorter, Deans of Arts and Sciences at University of Georgia and secretary of the league, named fourth SEC commissioner.

1973: League distributes \$1.57 million in revenue to members.

1979-80: SEC championships for women's basketball, tennis and volleyball recognized.

**February 7, 1980: The SEC begins its first ever women's basketball tournament. Held in Knoxville, the first ever tournament game was played as Florida defeated Miss. State, 68-62. Four days later, Pat Head's Tennessee Lady Vols defeated Ole Miss, 85-71, in the championship game.**

1990s



PRESENT DAY



2000s



1980-81: SEC championships for women's golf, gymnastics, swimming and track and field added.

**March 26, 1982: The Tennessee Lady Vols become the first SEC team to reach the Women's Final Four. After beating Jackson State, Memphis State and Southern Cal to reach the Final Four, the Lady Vols lose to Louisiana Tech in the semifinals.**

**April 1, 1983: Georgia becomes the first school to have both its men's and women's team reach the Final Four. Andy Landers' women defeated North Carolina, Indiana and Tennessee before losing to Southern California in the semifinals of the Final Four held in Norfolk, Va.**

**September 1, 1984: Women's athletics come under the auspice of the SEC.**

March 26, 1986: The SEC and Jefferson-Pilot Teleproductions (JP Sports) sign a contract to televise basketball games on a syndicated basis throughout the region.

1986: League distributes \$15 million in revenue to members.

September 15, 1986: Dr. Harvey W. Schiller, an Air Force colonel and faculty chair at the U.S. Air Force Academy named fifth SEC commissioner.

**March 29, 1987: Pat Summitt's Lady Volunteers win their, and the SEC's, first ever national title when Tennessee defeats Louisiana Tech, 67-44, in Austin, Texas.**

**April 1, 1988: Auburn and Tennessee reach the Final Four of the women's NCAA Basketball Tournament, marking the first time one conference had two teams in the final round. Louisiana Tech defeated the Lady Vols in the semifinals and nipped Joe Ciampi's Auburn Tigers, 56-54, in the championship game.**

**April 2, 1989: Tennessee's and Auburn's women's basketball teams again reach the Final Four and this time both make it to the championship game where Pat Summitt's Lady Vols defeat Joe**

**Ciampi's Tigers, 76-60 for the national crown. It is the first time that the same conference has two teams in the title tilt.**

January 10, 1990: Roy F. Kramer, Vanderbilt athletics director, named sixth SEC commissioner.

1990: University of Arkansas (11th member) and University of South Carolina (12th member) join the league (the two institutions participated in SEC championships for all sports except football during the 1991-92 academic year).

1993: SEC institutions adopt the Principles of Gender Equity recognizing that each school will provide at least two more women's intercollegiate programs than the number of men's.

1993: SEC championship for women's soccer added.

November 7, 1993: Vanderbilt wins the first SEC soccer tournament championship with a 3-2 double overtime victory over Arkansas.

**March 1996: Georgia women basketball star, Saudia Roundtree wins the Naismith Award, given annually to the best player in the country. She is the first SEC athlete so honored.**

1997: SEC championship for softball added.

December 6, 1998: Florida wins the NCAA Division I Women's Soccer College Cup with a 1-0 victory over North Carolina.

**1999: The SEC was the first league to ever have eight teams invited to the NCAA Women's Basketball Tournament. The league matched the feat in 2002 and 2012.**

June 2, 2002: Michael L. Slive, who served as Commissioner of Conference USA, appointed seventh SEC commissioner.

June 4, 2004: SEC Task Force on Compliance and Enforcement issues its report calling to have none of the league's schools on NCAA probation within the next five years. Report is unanimously accepted.

February 23, 2005: SEC announced the formation of its Academic Consortium (now SECU) linking the academic resources of its member institutions.

November 2007: A league record six teams receive invitations to compete in the NCAA Division I Women's Soccer Championship.

August 25, 2008: ESPN and the SEC announce a 15-year agreement beginning in 2009-10 through 2023-24. It is the longest national rights agreement in ESPN history. ESPN entities (ESPN, ESPN on ABC, ESPN2, ESPN3, ESPN4, ESPN5, ESPN6, ESPN7, ESPN8, ESPN9, ESPN10, ESPN11, ESPN12, ESPN13, ESPN14, ESPN15, ESPN16, ESPN17, ESPN18, ESPN19, ESPN20, ESPN21, ESPN22, ESPN23, ESPN24, ESPN25, ESPN26, ESPN27, ESPN28, ESPN29, ESPN30, ESPN31, ESPN32, ESPN33, ESPN34, ESPN35, ESPN36, ESPN37, ESPN38, ESPN39, ESPN40, ESPN41, ESPN42, ESPN43, ESPN44, ESPN45, ESPN46, ESPN47, ESPN48, ESPN49, ESPN50, ESPN51, ESPN52, ESPN53, ESPN54, ESPN55, ESPN56, ESPN57, ESPN58, ESPN59, ESPN60, ESPN61, ESPN62, ESPN63, ESPN64, ESPN65, ESPN66, ESPN67, ESPN68, ESPN69, ESPN70, ESPN71, ESPN72, ESPN73, ESPN74, ESPN75, ESPN76, ESPN77, ESPN78, ESPN79, ESPN80, ESPN81, ESPN82, ESPN83, ESPN84, ESPN85, ESPN86, ESPN87, ESPN88, ESPN89, ESPN90, ESPN91, ESPN92, ESPN93, ESPN94, ESPN95, ESPN96, ESPN97, ESPN98, ESPN99, ESPN100) will carry more than 5,500 SEC events including football, men's and women's basketball, Olympic sports and SEC Championships.

November 2008: For the second consecutive season, a league record six teams receive invitations to compete in the NCAA Division I Women's Soccer Championship.

**2010: The league begins playing a 16-game conference schedule in women's basketball.**

June 2012: It's announced that the SEC will determine a league champion in equestrian beginning in the 2012-13 season. It becomes the 21st sport sponsored by the league.

July 1, 2012: Texas A&M and Missouri officially join the league. Both schools will compete in basketball, cross country, golf, soccer, softball, swimming & diving, tennis, track & field and volleyball. Missouri will also compete in gymnastics, while TAMU will compete in equestrian.

August 14, 2014 - The SEC Network, a multi-platform network which will air SEC content 24/7 including more than 1,000 events in its first year, launches.

June 1, 2015 - Gregory A. Sankey becomes the SEC's eighth commissioner.

# THE SOUTHEASTERN CONFERENCE

## "THE STANDARD OF EXCELLENCE"

The Southeastern Conference, with its storied 82-year history of athletic achievements and academic excellence, has built perhaps the greatest tradition of intercollegiate competition of any league in the country since its inception in 1933.

The 2014-15 academic year was another season to remember for the SEC as conference teams captured six national titles and five national runner-up finishes. The SEC has won consecutive national championships in equestrian, men's golf, gymnastics and softball.

- Since 2000, the SEC has won 101 team national championships for an average of more than six per year.
- The SEC finished in the top two in 11 of its 21 sponsored sports and in the top five in 20 of the 21 sports.
- 12 SEC teams participated in football postseason bowls with Alabama playing in the inaugural College Football Playoff.
- Five men's basketball teams and seven women's basketball teams were invited to the NCAA Tournament.
- Seven SEC teams advanced to postseason play in baseball with Arkansas, Florida, LSU and Vanderbilt advancing to the College World Series.
- 178 SEC teams advanced to NCAA postseason competition.
- 53 SEC student-athletes garnered individual national championships.
- 543 individuals were awarded with First-Team All-America Honors.
- More than 3,300 student-athletes earned recognition on the SEC Academic Honor Roll.
- All 14 SEC schools placed in the top 66 of the NACDA Director's Cup rankings and half the league finished in the Top 25. Florida led the league with a fourth-place finish. Georgia placed 14th while LSU was 15th; Arkansas finished 16th, Texas A&M 17th, Kentucky 22nd and Alabama 25th.

A brief sport-by-sport summary of the 2014-15 year follows:

Baseball	
Vanderbilt	CWS - Runner-up
Florida	CWS - t3rd
LSU	CWS - t5th
Arkansas	CWS - t7th
Texas A&M	Super Regionals
Ole Miss	Regionals
Auburn	Regionals
<b>SEC Champion:</b> LSU (27-10)	
<b>SEC Tournament Champion:</b> Florida	

Men's Basketball	
Kentucky	Final Four
Arkansas	Second Round
Georgia	Second Round
LSU	Second Round
Ole Miss	Second Round
<b>SEC Champion:</b> Kentucky (18-0)	
<b>SEC Tournament Champion:</b> Kentucky	

Women's Basketball	
South Carolina	Final Four
Tennessee	Elite Eight
Kentucky	Second Round
Mississippi State	Second Round
LSU	First Round
Texas A&M	First Round
Arkansas	Second Round
<b>SEC Co-Champions:</b> South Carolina & Tennessee (15-1)	
<b>SEC Tournament Champion:</b> South Carolina	

Men's Cross Country	
Arkansas	647 28th
Ole Miss	685 29th
Alabama	South Regional - 15th
Auburn	South Regional - 3rd
Florida	South Regional - 8th
Georgia	South Regional - 9th
Kentucky	Southeast Regional - 9th
LSU	South Central Reg. - 18th
Mississippi State	South Regional - 14th
Missouri	Midwest Regional - 17th
Tennessee	South Regional - 10th
Texas A&M	South Central Reg. - 7th
Vanderbilt	South Regional - 19th
<b>SEC Champion:</b> Arkansas	

Women's Cross Country	
Arkansas	209 5th
Vanderbilt	598 28th
Alabama	South Regional - 3rd
Texas A&M	South Central Reg. - 6th
Auburn	South Regional - 7th
Florida	South Regional - 5th
Georgia	South Regional - 8th
Kentucky	Southeast Reg. - 12th
LSU	South Central Reg. - 12th
Ole Miss	South Regional - 13th
Mississippi State	South Regional - 6th
Missouri	Midwest Regional - 6th
South Carolina	Southeast Reg. - 18th
Tennessee	South Regional - 19th
<b>SEC Champion:</b> Arkansas	

Equestrian	
South Carolina	1st - National Champion
Georgia	2nd
Auburn	t-3rd
Texas A&M	Participant
<b>SEC Champion:</b> Georgia	

Football	
Alabama	CFP Sugar - 4/4
Mississippi State	Orange - 11/12
Missouri	Citrus - 14/11
Tennessee	TaxSlayer
Florida	Birmingham
Auburn	Outback - 22/23
Ole Miss	Peach - 17/19
Georgia	Belk - 9/9
LSU	Music City -rv/rv
Arkansas	Texas - rv/rv
Texas A&M	Liberty -rv/rv
South Carolina	Independence
<b>SEC Champion:</b> Alabama (7-1)	

Men's Golf	
LSU	National Champion
Georgia	t3rd
Vanderbilt	t5th
Auburn	12th
South Carolina	13th
Florida	t38th
Alabama	Noblesville Regional
Arkansas	New Haven Regional
Ole Miss	San Diego Regional
<b>SEC Champion:</b> LSU	

Women's Golf	
Tennessee	t5th
Arkansas	9th
Alabama	14th
South Carolina	17th
Texas A&M	18th
LSU	t20th
Auburn	San Antonio Regional
Florida	Raleigh Regional
Mississippi State	Raleigh Regional
Kentucky	South Bend Regional
Vanderbilt	St. George Regional
<b>SEC Champion:</b> Texas A&M	

Gymnastics	
Florida	197.850 National Champion
Alabama	197.275 4th
Auburn	195.625 6th
Georgia	196.600 9th
LSU	196.550 10th
Arkansas	196.500 Morgantown Reg. - 4th
Kentucky	195.450 Columbus Reg. - 6th
Missouri	196.100 Norman Regional - 4th
<b>SEC Champion:</b> Alabama	

Soccer	
Texas A&M	t3rd
Florida	Quarterfinals
South Carolina	Quarterfinals
Kentucky	3rd Round
Arkansas	2nd Round
Auburn	2nd Round
Missouri	2nd Round
Georgia	1st Round
<b>SEC Champion:</b> Texas A&M (9-1-1)	
<b>SEC Tournament Champion:</b> Texas A&M	

Softball	
Florida	National Champion
Auburn	WCWS - t3rd
LSU	WCWS - t3rd
Alabama	WCWS - t5th
Tennessee	WCWS - t7th
Kentucky	Super Regionals
Georgia	Super Regionals
Missouri	Super Regionals
South Carolina	Regionals
Mississippi State	Regionals
Texas A&M	Regionals
<b>SEC Champion:</b> Florida (18-5)	
<b>SEC Tournament Champion:</b> Auburn	

**Men's Swimming & Diving**

Florida	248	5th
Georgia	208.5	7th
Auburn	182	9th
Alabama	176	10th
Missouri	132.5	11th
Tennessee	111	14th
South Carolina	51	19th
Texas A&M	4.5	38th

**SEC Champion:** Florida**Women's Swimming & Diving**

Georgia	452	2nd
Texas A&M	231	4th
Florida	129	9th
Tennessee	125	11th
Missouri	100	14th
Kentucky	95	16th
Auburn	66	18th
Alabama	31	29th
LSU	15	34th
Arkansas	2	44th

**SEC Champion:** Georgia**Men's Tennis**

Georgia	Quarterfinals
Texas A&M	Quarterfinals
Mississippi State	Second Round
Ole Miss	Second Round
Vanderbilt	Second Round
LSU	Second Round
Florida	First Round
Tennessee	First Round

**SEC Co-Champions:** Georgia & Texas A&M**SEC Tournament Champion:** Texas A&M**Women's Tennis**

Vanderbilt	National Champions
Georgia	Semifinals
Florida	Quarterfinals
Texas A&M	Round of 16
Alabama	Second Round
LSU	Second Round
Ole Miss	Second Round
South Carolina	Second Round
Mississippi State	Second Round
Arkansas	First Round
Auburn	First Round
Kentucky	First Round

**SEC Champion:** Florida**SEC Tournament Champion:** Vanderbilt**Men's Indoor Track & Field**

Florida	50	2nd
Arkansas	39	3rd
Texas A&M	33	4th
LSU	19	t7th
Georgia	12	t15th
Tennessee	11	17th
Ole Miss	7	t28th
Mississippi State	5	t38th
Alabama	5	t38th
Kentucky	5	t38th
Auburn	4	t46th
Missouri	4	t46th

**SEC Champion:** Florida**Women's Indoor Track & Field**

Arkansas	63	National Champion
Georgia	37	3rd
Florida	36	4th
Kentucky	35	5th
LSU	18	t9th
Missouri	14	t15th
Texas A&M	14	t15th
Alabama	13	17th
Mississippi State	11	t21st
Tennessee	5	t38th
Vanderbilt	5	t38th
Auburn	4	t41st
Ole Miss	1	t52nd

**SEC Champion:** Arkansas**Men's Outdoor Track & Field**

Florida	56	2nd
Arkansas	53	3rd
LSU	45	4th
Texas A&M	27	6th
Mississippi State	20	8th
Georgia	13	15th
Tennessee	10.5	18th
Alabama	8	t31st
Kentucky	5	t44th
South Carolina	3	t60th
Auburn	2.5	67th

**SEC Champion:** Florida**Women's Outdoor Track & Field**

Kentucky	50	2nd
Texas A&M	47	3rd
Arkansas	43	4th
Georgia	41	5th
Florida	32	8th
LSU	26	11th
Mississippi State	15	18th
Alabama	10	t20th
South Carolina	10	t20th
Auburn	8	t28th
Vanderbilt	6	t35th
Missouri	3	t51st
Tennessee	3	t51st
Ole Miss	2	t59th

**SEC Champion:** Arkansas**Volleyball**

Florida	Quarterfinals
Alabama	Second Round
Kentucky	Second Round
LSU	Second Round
Texas A&M	First Round

**SEC Champion:** Florida (18-0)**2014-15 SEC YEAR IN REVIEW**

Sport	SEC Champion(s)	SEC Tournament Champion	NCAA Teams	Best National Finish (NCAAs and/or Poll)	First Team All-Americans	Individual National Champions
Baseball	LSU	Florida	7	Vanderbilt (2nd)	6	---
Men's Basketball	Kentucky	Kentucky	5	Kentucky (t3rd)	2	---
Women's Basketball	South Carolina Tennessee	South Carolina	7	South Carolina (t3rd)	1	---
Men's Cross Country	Arkansas	---	2	Arkansas (28th)	1	0 winners in 1 event
Women's Cross Country	Arkansas	---	2	Arkansas (5th)	5	0 winners in 1 event
Equestrian	Georgia	---	4	South Carolina (Champion)	10	---
Football	Alabama	---	12	Alabama (4th)	12	---
Men's Golf	LSU	---	9	LSU (Champion)	3	0 winners in 1 event
Women's Golf	Texas A&M	---	11	Tennessee (t5th)	5	1 winner in 1 event
Gymnastics	Alabama	---	8	Florida (Champion)	17	2 winners in 2 of 5 events
Soccer	Texas A&M	Texas A&M	7	Texas A&M (t3rd)	2	---
Softball	Florida	Auburn	11	Florida (Champion)	7	---
Men's Swimming & Diving	Florida	---	8	Florida (5th)	82	3 winners in 3 of 21 events
Women's Swimming & Diving	Georgia	---	10	Georgia (2nd)	96	1 winner in 1 of 21 events
Men's Tennis	Georgia Texas A&M	Texas A&M	8	Georgia & Texas A&M (Quarters)	14	0 winners in 2 events
Women's Tennis	Florida	Vanderbilt	12	Vanderbilt (Champion)	16	2 winners in 2 events
Men's Indoor Track & Field	Florida	---	12	Florida (2nd)	46	8 winner in 6 of 17 events
Women's Indoor Track & Field	Arkansas	---	13	Arkansas (Champion)	61	12 winners in 10 of 17 events
Men's Outdoor Track & Field	Florida	---	11	Florida (2nd)	77	11 winners in 7 of 21 events
Women's Outdoor Track & Field	Arkansas	---	14	Kentucky (2nd)	78	13 winners in 10 of 21 events
Volleyball	Florida	---	5	Florida (Quarterfinals)	2	---
<b>TOTALS</b>			<b>178</b>	<b>6 National Champions</b>	<b>543</b>	<b>53</b>

# SEC ALL-TIME NATIONAL CHAMPIONS

## BASEBALL (10)

1990 Georgia (52-19)  
 1991 LSU (55-18)  
 1993 LSU (53-17-1)  
 1996 LSU (52-15)  
 1997 LSU (57-13)  
 2000 LSU (52-17)  
 2009 LSU (56-17)  
 2010 South Carolina (54-16)  
 2011 South Carolina (55-14)  
 2014 Vanderbilt (51-21)

## MEN'S BASKETBALL (11)

1948 Kentucky (36-3)  
 1949 Kentucky (32-2)  
 1951 Kentucky (32-2)  
 1958 Kentucky (23-6)  
 1978 Kentucky (30-2)  
 1994 Arkansas (31-3)  
 1996 Kentucky (34-2)  
 1998 Kentucky (35-4)  
 2006 Florida (33-6)  
 2007 Florida (35-5)  
 2012 Kentucky (38-2)

## WOMEN'S BASKETBALL (8)

1987 Tennessee (28-6)  
 1989 Tennessee (35-2)  
 1991 Tennessee (30-5)  
 1996 Tennessee (32-4)  
 1997 Tennessee (29-10)  
 1998 Tennessee (39-0)  
 2007 Tennessee (34-3)  
 2008 Tennessee (36-2)

## WOMEN'S BOWLING (1)

2007 Vanderbilt (74-14)

## BOXING (1)

1949 LSU (20)

## MEN'S CROSS COUNTRY (8)

1972 Tennessee (134)  
 1991 Arkansas (52)  
 1992 Arkansas (46)  
 1993 Arkansas (31)  
 1995 Arkansas (100)  
 1998 Arkansas (97)  
 1999 Arkansas (58)  
 2000 Arkansas (83)

## WOMEN'S CROSS COUNTRY (1)

1988 Kentucky (75)

## EQUESTRIAN (3)

2013 Auburn  
 2014 Georgia  
 2015 South Carolina

## FOOTBALL (22)

1951 Tennessee (10-1/AP, UPI)  
 1957 Auburn (10-0/AP)  
 1958 LSU (11-0/AP, UPI)  
 1960 Ole Miss (10-0-1/FWAA)  
 1961 Alabama (11-0/AP, UPI)  
 1964 Alabama (10-1/AP, UPI)  
 1965 Alabama (9-1-1/AP, FWAA)  
 1973 Alabama (11-1/UPI)  
 1978 Alabama (11-1/AP, FWAA)  
 1979 Alabama (12-0/AP, UPI, FWAA)  
 1980 Georgia (12-0/AP, UPI, FWAA)  
 1992 Alabama (13-0/AP, UPI, USA Today, FWAA)

1996 Florida (12-1/AP, UPI, USA Today, FWAA)

1998 Tennessee (13-0/AP, USA Today, FWAA)

2003 LSU (13-1/USA Today, BCS)

2006 Florida (13-1/USA Today, BCS)

2007 LSU (12-2/USA Today, BCS)

2008 Florida (13-1/USA Today, BCS)

2009 Alabama (14-0/USA Today, BCS)

2010 Auburn (14-0/AP, USA Today, BCS)

2011 Alabama (13-1/AP, USA Today, BCS)

2012 Alabama (13-1/AP, USA Today, BCS)

## MEN'S GOLF (13)

1940 LSU (601-tie)  
 1942 LSU (590-tie)  
 1947 LSU (606)  
 1955 LSU (574)  
 1968 Florida (1154)  
 1973 Florida (1149)  
 1993 Florida (1145)  
 1999 Georgia (1180)  
 2001 Florida (1126)  
 2005 Georgia (1135)  
 2013 Alabama  
 2014 Alabama  
 2015 LSU

## WOMEN'S GOLF (4)

1985 Florida (1218)  
 1986 Florida (1180)  
 2001 Georgia (1176)  
 2012 Alabama (1171)

## GYMNASTICS (19)

1987 Georgia (187.90)  
 1988 Alabama (190.05)  
 1989 Georgia (192.65)  
 1991 Alabama (195.125)  
 1993 Georgia (198.00)  
 1996 Alabama (198.025)  
 1998 Georgia (197.725)  
 1999 Georgia (196.850)  
 2002 Alabama (197.575)  
 2005 Georgia (197.825)  
 2006 Georgia (197.750)  
 2007 Georgia (197.850)  
 2008 Georgia (197.450)  
 2009 Georgia (197.825)  
 2011 Alabama (197.650)  
 2012 Alabama (197.850)  
 2013 Florida (197.575)  
 2014 Florida (198.175)  
 2015 Florida (197.850)

## RIFLE (1)

2011 Kentucky

## WOMEN'S SOCCER (1)

1998 Florida (26-1)

## SOFTBALL (3)

2012 Alabama (60-8)  
 2014 Florida (55-12)  
 2015 Florida (60-7)

## MEN'S SWIMMING & DIVING (11)

1978 Tennessee (307)  
 1983 Florida (238)  
 1984 Florida (287.5)

1997 Auburn (496.5)

1999 Auburn (467.5)

2003 Auburn (609.5)

2004 Auburn (634)

2005 Auburn (491)

2006 Auburn (480.5)

2007 Auburn (566)

2009 Auburn (526)

## WOMEN'S SWIMMING & DIVING (13)

1982 Florida (505)  
 1999 Georgia (504.5)  
 2000 Georgia (490.5)  
 2001 Georgia (389)  
 2002 Auburn (474)  
 2003 Auburn (536)  
 2004 Auburn (569)  
 2005 Georgia (609.5)  
 2006 Auburn (518.5)  
 2007 Auburn (535)  
 2010 Florida (382)  
 2013 Georgia (477)  
 2014 Georgia (528)

## MEN'S TENNIS (7)

1959 Tulane (tie)  
 1985 Georgia (36-1)  
 1987 Georgia (24-3)  
 1999 Georgia (26-5)  
 2001 Georgia (28-1)  
 2007 Georgia (32-0)  
 2008 Georgia (27-3)

## WOMEN'S TENNIS (9)

1992 Florida (30-0)  
 1994 Georgia (27-2)  
 1996 Florida (31-0)  
 1998 Florida (27-0)  
 2000 Georgia (27-2)  
 2003 Florida (31-2)  
 2011 Florida (31-1)  
 2012 Florida (27-1)  
 2015 Vanderbilt (25-6)

## MEN'S INDOOR TRACK & FIELD (18)

1992 Arkansas (53)  
 1993 Arkansas (66)  
 1994 Arkansas (94)  
 1995 Arkansas (59)  
 1997 Arkansas (59)  
 1998 Arkansas (56)  
 1999 Arkansas (65)  
 2000 Arkansas (69.5)  
 2001 LSU (34)  
 2002 Tennessee (52)  
 2003 Arkansas (54)  
 2004 LSU (44.5)  
 2005 Arkansas (56)  
 2006 Arkansas (53)  
 2010 Florida (57)  
 2011 Florida (52)  
 2012 Florida (52)  
 2013 Arkansas (57)

## WOMEN'S INDOOR TRACK & FIELD (15)

1987 LSU (49)  
 1989 LSU (61)  
 1991 LSU (48)

1992 Florida (50)

1993 LSU (49)

1994 LSU (48)

1995 LSU (40)

1996 LSU (52)

1997 LSU (49)

2002 LSU (57)

2003 LSU (62)

2004 LSU (52)

2005 Tennessee (46)

2009 Tennessee (42)

2015 Arkansas (63)

## MEN'S OUTDOOR TRACK & FIELD (20)

1933 LSU (58)  
 1974 Tennessee (60)  
 1989 LSU (53)  
 1990 LSU (44)  
 1991 Tennessee (51)  
 1992 Arkansas (60)  
 1993 Arkansas (69)  
 1994 Arkansas (83)  
 1995 Arkansas (61.5)  
 1996 Arkansas (55)  
 1997 Arkansas (55)  
 1998 Arkansas (58.5)  
 1999 Arkansas (59)  
 2001 Tennessee (50)  
 2002 LSU (64)  
 2003 Arkansas (59)  
 2004 Arkansas (65.5)  
 2005 Arkansas (60)  
 2012 Florida (50)  
 2013 Florida (53)  
 Texas A&M (53)

## WOMEN'S OUTDOOR TRACK & FIELD (18)

1987 LSU (62)  
 1988 LSU (61)  
 1989 LSU (86)  
 1990 LSU (53)  
 1991 LSU (78)  
 1992 LSU (87)  
 1993 LSU (93)  
 1994 LSU (86)  
 1995 LSU (69)  
 1996 LSU (81)  
 1997 LSU (63)  
 2000 LSU (58)  
 2002 South Carolina (82)  
 2003 LSU (64)  
 2006 Auburn (57)  
 2008 LSU (67)  
 2012 LSU (76)  
 2014 Texas A&M (75)

SEC ALL-TIME NATIONAL CHAMPIONSHIPS	
Men's.....	120
Women's.....	90
Coed.....	1
<b>TOTAL.....</b>	<b>211</b>

SEC NATIONAL CHAMPIONSHIPS SINCE 2000	
Men's.....	48
Women's.....	46
Coed.....	1
<b>TOTAL.....</b>	<b>94</b>



# SECU ACADEMIC INITIATIVE



**SECU**  
*The Academic Initiative of the SEC*

Using its SECU academic initiative, the Southeastern Conference sponsors, supports and promotes collaborative higher education programs and activities involving administrators, faculty and students at its member universities. SECU is led by the president or chancellor of each SEC university and is managed by the chief academic officer.

## The goals of the SECU academic initiative include:

- Advancing the merit and reputation of SEC universities outside of the traditional SEC region;
- Highlighting the endeavors and achievements of SEC faculty and universities;
- Identifying and preparing future leaders for high-level service in academia;
- Increasing the amount and type of education abroad opportunities available to SEC students; and
- Providing opportunities for collaboration among SEC university personnel.

## The current programs of the SECU academic initiative include:

- The SEC Academic Leadership Development Program seeks to identify, prepare and advance academic leaders for roles within SEC institutions and beyond. It has two components, a university-level program and two, three-day, SEC-wide workshops held on specified campuses for all participants.
- The SEC Faculty Achievement and Professor of the Year Awards recognize faculty with outstanding records in research and scholarship. There is one winner per campus and one overall winner for the Conference.
- The SEC Faculty Travel Grant Program is intended to enhance collaboration that stimulates scholarly initiatives between SEC

universities. The program offers faculty from each SEC university the opportunity to travel to other SEC universities to develop grant proposals and conduct research.

- The SEC College Tour occurs each spring, and administrators from all SEC universities participate in events intended to introduce SEC universities to students, parents and high school counselors from outside of the southeast region.
- The SEC Symposium is an academic conference-type event intended to address a scholarly issue in an area of strength represented by all SEC universities. Held in Atlanta, Georgia, this marquee event puts on display the research and innovation of SEC institutions for an audience of academicians, government officials, grant funding agents and other stakeholders.
- The SEC Cooperative Education Abroad Agreement provides opportunities for students from all SEC universities to access international programs offered at other SEC universities. And as part of a renewable agreement, Italian engineering students from the Politecnico di Torino (PdT) have the opportunity to enroll at SEC universities each fall, and engineering SEC students may study there the following spring.
- The SEC MBA Case Competition is an opportunity for SEC business schools to showcase their students' skills at solving simulated, real-world problems that cover the spectrum of business disciplines. The competition is held on one SEC campus and teams of four MBA students compete against other SEC teams, the best receiving various awards and recognition.
- The SEC Academic Collaboration Grant Program is intended to expand student-focused collaboration among SEC universities. The grant is awarded annually to one SEC institution to support joint activities involving all other SEC universities. Examples of collaborative activities include intra-conference competitions, graduate student recruiting fairs, undergraduate research initiatives, etc.



# SEC COMMISSIONER GREG SANKEY

**G**reg Sankey became the eighth commissioner of the Southeastern Conference on June 1, 2015, after serving on the SEC staff for 13 years in various leadership positions.

Sankey, 51, was an integral part of former commissioner Mike Slive's efforts to reshape the SEC's governance, enforcement and compliance program, and he also oversaw the SEC's championships staff. Most recently he played a central role in crafting the new autonomy governance structure of the NCAA, which is intended to provide the 65 institutions from the Five Conferences (ACC, Big Ten, Big 12, Pac 12 and SEC) with increased decision-making authority over policies designed to provide support for student-athletes' pursuit of academic and athletic achievements.

"The institutions of the Southeastern Conference searched for a commissioner who would carry forward the momentum of success enjoyed by the SEC over the last decade while also possessing a vision for change in the modern era of college athletics," said Zeppos. "Greg Sankey's experience with our institutions, his respect on the national landscape, his understanding of the balance of athletics and academics, and his passion for the welfare of student-athletes make him the perfect leader for the SEC."

Sankey is active within the NCAA committee structure, which includes his current service on the NCAA Gender-Equity Task Force and the Division I Committee on Infractions, for which he currently serves as chair.

He joined the SEC staff in 2002 as Associate Commissioner and was elevated to Executive Associate Commissioner and Chief Operating Officer for the league office in 2012.

"The universities of the SEC represent the greatest combination of academic and athletic excellence and I am honored to be selected to follow Mike Slive as commissioner of the Southeastern Conference," Sankey said. "The SEC is poised to make a difference in the lives of student-athletes for generations to come. We must ensure that the lessons they learn from their achievements in competition and in the classroom translate into success in life after college."

Prior to joining the SEC staff, Sankey was Commissioner of the Southland Conference for nearly seven years. He joined the Southland Conference staff in 1992 where he served as both assistant and associate commissioner before he was named com-

missioner in 1996 at the age of 31.

Prior to his term at the Southland Conference he was director of compliance and academic services at Northwestern State University in Natchitoches, Louisiana. While at Northwestern State, Sankey also coached the Demons' golf teams for two years. Previous to his tenure at Northwestern State, he was the director of intramural sports at Utica College in upstate New York.

On March 12, 2015, the presidents and chancellors of the SEC announced Sankey would succeed Slive as commissioner of the SEC.

A native of Auburn, New York, Sankey earned his master's degree from Syracuse University and his undergraduate degree from the State University of New York College at Cortland. Sankey and his wife, Cathy, reside in Birmingham, Alabama, and have two daughters, Hannah Michelle (22) and Moriah Elizabeth (19).



# SEC STAFF



**MARK WOMACK**  
Executive Associate  
Commissioner/CFO



**TIFFANY DANIELS**  
Associate  
Commissioner



**CHARLIE HUSSEY**  
Associate  
Commissioner



**WILLIAM KING**  
Associate  
Commissioner



**HERB VINCENT**  
Associate  
Commissioner



**MARK WHITWORTH**  
Associate  
Commissioner



**LESLIE CLAYBROOK**  
Assistant  
Commissioner



**WILL LAWLER**  
Assistant  
Commissioner



**CHRIS WALDSMITH**  
Assistant  
Commissioner



**KATHRYN SWITZER**  
Exec. Associate to  
Commissioner



**TORIE JOHNSON**  
Exec. Director  
of SECU



**CHUCK DUNLAP**  
Director of  
Communications



**JOHN GIBSON**  
Director of  
Championships



**CRAIG PINKERTON**  
Director of  
Communications



**BC ROMANO**  
Director of Video  
and Creative  
Services



**JIM SULLIVAN**  
Director of  
Championship Ticket  
Operations



**TAMMY WILSON**  
Director of  
Communications



**SYLVIA HAGAN**  
Associate Director  
of Officiating  
Administration



**COLE CUNNINGHAM**  
Assistant Director of  
Video and Creative  
Services



**JILL SKOTARCZAK**  
Assistant Director of  
Communications



**GINNY THOMAS**  
Assistant Director  
of Football  
Administration



**BRETT THOMPSON**  
Assistant Director of  
Championship Ticket  
Operations



**BRYANT WELBOURNE**  
Assistant Director,  
SECU



**COURTNEY FRITTS**  
Communications/  
Digital Media  
Assistant



**ROBERT MILLIGAN**  
Video Assistant



**SUSAN BISHOP**  
Administrative  
Assistant, SECU



**ALLISON JACOBS**  
Administrative  
Assistant



**DONNA MOORE**  
Administrative  
Assistant



**BRENDA GRAY**  
Receptionist



**SALLY BELL**  
Coordinator of  
Women's Basketball  
Officials



**STEVE SHAW**  
Coordinator of  
Football Officials



**LARRY TEMPLETON**  
Consultant to  
Commissioner

## EXECUTIVE COMMITTEE

**President:** NICK ZEPPUS, *Vanderbilt*  
**Vice President:** DR. MARK KEENUM, *Mississippi State*  
**Secretary:** JOSEPH L. FINK III, *Kentucky*  
DR. HARRIS PASTIDES, *South Carolina*  
GREG MCGARITY, *Georgia*  
RON RYCHLAK, *Ole Miss*  
MEREDITH JENKINS, *Auburn*

# SEC NETWORK



On August 14, 2014 SEC Network launched in 62 million homes nationwide. On that day, SEC Network became the most successful new channel launch in cable history and it hasn't stopped going since. Currently boasting 70 million subscribers, the network produced 1,500 events surrounded by 1,400 hours of original programming in its debut year.

Prior to launch, SEC Network committed to airing a total of 1,000 events annually—comprised of both television and school-produced digital events.

By April, the multiplatform network had reached 1,000 digital events alone, doubling the expectations for SEC Network +.

All 14 schools have at least one control room, fibered sports facilities and a bureau cam room. The network utilizes over 23,000 feet of fiber—nearly the circumference of the world—to connect the schools to SEC Network headquarters in Charlotte, N.C. Each school has committed to producing 40 live SEC Network + events annually and on average, produced 70 in their inaugural year.



ON WATCH **ESPN**



# OFFICIAL SPONSOR PROGRAM

The Southeastern Conference Official Sponsor program began in 1988 with three companies dedicated to intercollegiate athletics and higher education.

Now supported by many of the nation's top corporations, this program has evolved into the most successful of its kind.

Each member of the SEC Official Sponsor team shows its commitment to the future of intercollegiate athletics with contributions to SEC Youth Clinics, SEC Scholarship Programs and SEC Academic Enhancement Programs.

The corporations also conduct consumer promotions designed to increase sales and brand awareness. These promotions also increase public awareness

of the member institutions of the SEC, which in turn supports increased ticket sales and high television and radio ratings.

In addition to the broad spectrum of benefits provided by these contributions, each SEC institution is a direct beneficiary of the program. SEC Official Sponsors include Allstate Insurance, AT&T, Belk, Gatorade, Regions Bank and Sunkist Soda.

## PROGRAM MISSION

The mission of the corporate sponsor program is:

1. To develop marketing and promotional activities that benefit the SEC, its member institutions and the participating corporations;

2. To emphasize the positive role of athletics in our society; and
3. To provide funding for youth clinics, championship events and academic enhancement programs.



## SEC OFFICIAL SPONSORS



## SEC LICENSING PROGRAM

The Southeastern Conference markets its registered marks (Southeastern Conference, SEC, SEC Seal and SEC logos) through a licensing program with the Collegiate Licensing Company. The SEC began its licensing program in 1988 to protect the use of its name and insignias and to ensure that its member institutions benefit from the use and sale of items bearing its name and/or logos.

The program also ensures that manufacturers and retailers market only the highest-quality merchandise using the conference name and logos. The SEC has joined a significant number of colleges and universities throughout the country to bring about consistency in the marketplace for officially-licensed collegiate products.



# SEC MEDIA SERVICES

## SEC COMMUNICATIONS MISSION STATEMENT

The Southeastern Conference has been the nation's leader in media relations during its history. The SEC understands the importance of assisting the media in providing coverage of the conference and its institutions. To this end, the conference, including all of its member institutions, shall make the best attempt to fill reasonable requests by media outlets. Members of the media are encouraged to work with the media relations director of each institution and the conference office to establish satisfactory media policies that are mutually beneficial to all parties.

### SEC OFFICE

Greg Sankey – Commissioner  
2201 Richard Arrington Blvd. North  
Birmingham, AL 35203  
Main Switchboard: (205) 458-3000  
Media Relations Fax: (205) 458-3030

### COMMUNICATIONS STAFF

Herb Vincent – Associate Commissioner  
E-Mail: [hvincent@sec.org](mailto:hvincent@sec.org)

Chuck Dunlap – Director  
E-Mail: [cdunlap@sec.org](mailto:cdunlap@sec.org)

Craig Pinkerton – Director  
E-Mail: [cpinkerton@sec.org](mailto:cpinkerton@sec.org)

Tammy Wilson – Director (WBB Contact)  
E-Mail: [twilson@sec.org](mailto:twilson@sec.org)

Jill Skotarczak – Assistant Director  
E-Mail: [jotarczak@sec.org](mailto:jotarczak@sec.org)

### SEC RELEASE

The conference women's basketball release will be available beginning in early November. Any media representative wishing to receive information via e-mail should register on [www.secsportsmedia.com](http://www.secsportsmedia.com) SEC standings, team-by-team results, notes and conference statistics will be updated as often as needed based on the schedule of play. Information is also available via the school's SIDs.

### SEC E-MAIL SERVICE

Information on SEC Women's Basketball will be emailed periodically through the season to accredited media. To be added to the SEC Women's Basketball email list, please register online at [www.SECsportsmedia.com](http://www.SECsportsmedia.com).

### SECSports.COM

SEC information is available on the internet at [www.SECsports.com](http://www.SECsports.com).

The SEC website provides the largest online library of exclusive and comprehensive SEC sports content available anywhere including highlights, full games, press conferences and more.

### SOCIAL MEDIA

Follow the SEC on Facebook "Southeastern Conference" and on Twitter "@SEC" and "@SEC\_Tammy" for women's basketball specific information. The SEC also has an Instagram account "@SEC."

### SEC WEEKLY HONORS

The SEC will name a player and a freshman of the week each Tuesday throughout the regular season.

Nominations for the awards are made by each institution's communications directors. The honorees are selected by a vote of the SEC communications staff.

### SCHOOL WEBSITES

All 14 SEC institutions place much of their information released to the media online on their own websites. The website addresses are below:

Alabama.....	<a href="http://www.rolltide.com">www.rolltide.com</a>
Arkansas.....	<a href="http://www.arkansasrazorbacks.com">www.arkansasrazorbacks.com</a>
Auburn.....	<a href="http://www.auburntigers.com">www.auburntigers.com</a>
Florida.....	<a href="http://www.gatorzone.com">www.gatorzone.com</a>
Georgia.....	<a href="http://www.georgiadogs.com">www.georgiadogs.com</a>
Kentucky.....	<a href="http://www.ukathletics.com">www.ukathletics.com</a>
LSU.....	<a href="http://www.lsusports.net">www.lsusports.net</a>
Ole Miss.....	<a href="http://www.olemisssports.com">www.olemisssports.com</a>
Mississippi State.....	<a href="http://www.hailstate.com">www.hailstate.com</a>
Missouri.....	<a href="http://www.mutigers.com">www.mutigers.com</a>
South Carolina.....	<a href="http://www.gamecocksonline.com">www.gamecocksonline.com</a>
Tennessee.....	<a href="http://www.utsports.com">www.utsports.com</a>
Texas A&M.....	<a href="http://www.12thman.com">www.12thman.com</a>
Vanderbilt.....	<a href="http://www.vucommodores.com">www.vucommodores.com</a>



### 2016 SEC TOURNAMENT

March 2-6  
Veterans Memorial Arena  
Jacksonville, Fla.

### MEDIA INFORMATION

The media credential system for the 2016 SEC Tournament will be online from January 11 to February 22. Go to [www.SECsportsmedia.com](http://www.SECsportsmedia.com) for the online credentialing system.

For further information concerning media coverage of the 2016 SEC Tournament, please contact the SEC Communications Office.

### TICKET INFORMATION

Public tickets for the 2016 SEC Tournament went on sale October 15 and can be purchased via the SEC website. Tickets may also be purchased through one of the member institutions' ticket offices according to each school's ticket policies.

# SEC WOMEN'S BASKETBALL

With **EIGHT** national championships, ten runner-up finishes, a nation-leading 35 Final Four appearances and 114 first-team All-America honors, the **SOUTHEASTERN CONFERENCE** stands firmly as the nation's premier intercollegiate women's basketball conference.

## SEC BY THE NUMBERS

- The SEC has posted impressive non-conference records in the last decade. The SEC compiled a 159-49 (.764) non-conference record during the 2014-15 season.
- Since the 1990 season, the SEC has compiled a 3630-1078 (.771) record against other conferences. The league has recorded 150+ wins during 11 seasons and has never recorded a non-conference winning percentage below .723.
- SEC teams have earned appearances in 26 of 34 NCAA Final Fours, an accomplishment unmatched by any other league. The next closest is the Big East with 22 and the ACC with 18.
- Overall, SEC squads have filled 35 of the 136 Final Four berths, including having two Final Four teams in 1988 (Auburn, Tennessee), 1989 (Auburn, Tennessee), 1995 (Georgia, Tennessee), 1996 (Georgia, Tennessee), 1998 (Arkansas, Tennessee), 2004 (LSU, Tennessee), 2005 (LSU, Tennessee), 2007 (LSU, Tennessee) and 2008 (LSU, Tennessee).
- SEC teams have made 18 appearances in a nation-high 16 NCAA Championship games, winning eight NCAA Championships (Tennessee: 1987, 1989, 1991, 1996, 1997, 1998, 2007 and 2008).
- The league also had the distinction of providing both national finalists twice in its history in 1996 (Tennessee 83, Georgia 65) and in 1989 (Tennessee 76, Auburn 60).
- SEC teams have won 383 NCAA Tournament games against 202 losses (.655) for an average of 11.2 NCAA wins per year.
- In addition, all 14 current members have appeared in the NCAA Tournament.
- The SEC has led or shared the pack in NCAA tournament bids 23 times in its 34-year history.
- Until 2004, the SEC was the only conference to ever have eight teams receive NCAA bids. The league has achieved this feat four times, in 1999, 2002, 2012 & 2014.
- The SEC was also the first league to ever have seven teams invited to the NCAA Tournament and earned this honor a leading 10 times (1986, 1991, 1995, 1996, 1997, 2003, 2004, 2009, 2013 & 2014).

## DOMINANCE IN THE POLLS

- Since the SEC began to sponsor women's basketball in 1982, it has failed only three times to place at least four members in each of the final polls (the USA Today/ESPN poll began in 1986).
- Last season, the SEC had five in the final Associated Press poll and four in the final USA Today/WBCA poll.

- In terms of rankings, the SEC has the richest history of any conference in the nation, boasting more poll appearances than any other.
- Since the 1982 season, SEC teams have been ranked 595 consecutive weeks in the AP poll.
- Since, 1982, league teams have been ranked in the AP poll 3,056 times, including 1,614 Top 10 appearances and 797 Top 5 appearances.
- Overall, the league teams have been ranked 689 consecutive weeks, with teams ranked a total of 3,331 times. The SEC has 1,628 Top 10 appearances and 799 Top Five appearances overall.
- SEC teams can also boast of 148 No. 1 rankings in the AP Poll.
- The league has had the top three teams in the AP Poll twice. In week three in 2005 and in week eight in 1989.
- A nation-leading eight SEC teams were ranked at one point in the AP and CNN/USA Today Top 25 polls during the 1995-96 season. The league mirrored that feat during the 1996-97 season.

## INDIVIDUAL HONORS

- The SEC has had 62 student-athletes named as a First-Team All-America selection. Those 62 have been named a total of 89 times since the 1982-83 season (first year of SEC sponsorship).
- All-Americans were first named in women's basketball in 1975. Since that time, league schools have had 70 players named first-team a total of 114 times.
- The league has had six Honda Sports Awards winners in Katrina McClain, Georgia (1987); Bridgette Gordon, Tennessee (1989); Chamique Holdsclaw, Tennessee (1997 and 1998); and Candace Parker, Tennessee (2007 and 2008).
- Tennessee's Chamique Holdsclaw was named the winner of the Honda-Broderick Cup, as the Collegiate Woman Athlete of the Year, in 1998.
- Seven Naismith Player of the Year winners have come from the SEC. They include Saudia Roundtree, Georgia (1996), Chamique Holdsclaw, Tennessee (1998 and 1999), Tamika Catchings, Tennessee (2000), Seimone Augustus, LSU (2005 and 2006) and Candace Parker, Tennessee (2008).
- SEC teams have provided 146 All-Region performers, including 30 Most Outstanding Players.
- Over the past 33 years, 38 Final Four All-Tournament Team members have come from SEC schools.
- In 1996, the entire all-tournament team was made up of SEC players.
- Nine NCAA Post-Graduate Scholarship winners and 30 Academic All-Americans hail from the SEC.

# 2015-16 COMPOSITE SCHEDULE

## NOVEMBER

### 13 (Friday)

Alabama A&M at Alabama (SECN+)	4:30 p.m. CT
SE Louisiana at Arkansas (SECN+)	10:30 a.m. CT
UAB at Auburn (SECN+)	5:30 p.m. CT
Florida at Temple	7:00 p.m. ET
Rice at Kentucky (SECN+)	7:00 p.m. ET
LSU at Wake Forest	4:00 p.m. CT
Mississippi Valley State at Ole Miss (SECN+)	11:00 a.m. CT
Samford at Mississippi State (SECN+)	5:15 p.m. CT
Missouri at Missouri State (ESPN3)	7:05 p.m. CT
Ohio State at South Carolina (SECN+)	7:00 p.m. ET
Texas State at Texas A&M (SECN+)	6:00 p.m. CT

### 15 (Sunday)

Sam Houston State at Arkansas (SECN+)	2:00 p.m. CT
Stetson at Georgia (SECN+)	2:00 p.m. ET
Kentucky at Arizona State (Pac-12 Network)	5:30 p.m. ET
UL-Monroe at LSU (SECN+)	3:00 p.m. CT
UL-Lafayette at Ole Miss (SEC Network)	7:00 p.m. CT
UNC Greensboro at South Carolina (SECN+)	3:00 p.m. ET
Central Arkansas at Tennessee (SECN+)	2:00 p.m. ET
Southern at Texas A&M (SECN+)	4:00 p.m. CT
Mississippi Valley State at Vanderbilt (SECN+)	2:00 p.m. CT

### 16 (Monday)

Appalachian State at Alabama (SECN+)	6:00 p.m. CT
Auburn at SE Louisiana	7:00 p.m. CT
Florida State at Florida (SEC Network)	5:30 p.m. ET
Arkansas-Pine Bluff at Missouri (SECN+)	7:00 p.m. CT

### 18 (Wednesday)

Arkansas at South Dakota State	7:00 p.m. CT
Georgia at Michigan State	7:30 p.m. ET
Morehead State at Kentucky (SECN+)	7:00 p.m. ET
LSU at Arkansas-Little Rock (CST)	7:15 p.m. CT
Missouri at Wichita State (ESPN3)	7:05 p.m. CT
South Carolina at Clemson	7:00 p.m. ET
Penn State at Tennessee (SEC Network)	8:00 p.m. ET
Texas A&M at Duke (ESPN3)	6:00 p.m. CT
Vanderbilt at Dayton	6:00 p.m. CT

### 19 (Thursday)

Virginia at Auburn (SEC Network)	6:00 p.m. CT
Missouri State at Ole Miss (SEC Network+)	6:00 p.m. CT

### 20 (Friday)

Syracuse at Tennessee (SECN+)	7:00 p.m. ET
-------------------------------	--------------

### 21 (Saturday)

Kennesaw State at Florida (SECN+)	TBA
Long Beach State at LSU (SECN+)	2:00 p.m. CT
Grambling at Mississippi State (SECN+)	TBA
TCU at Texas A&M (SECN+)	12:30 p.m. CT
Vanderbilt at Green Bay	1:00 p.m. CT

### 22 (Sunday)

Mississippi Valley State at Alabama (SECN+)	2:00 p.m. CT
Auburn at Savannah State	3:00 p.m. CT

Georgia Tech at Georgia (SEC Network)	4:00 p.m. ET
Colorado at Kentucky (SECN+)	2:00 p.m. ET
Ole Miss at Middle Tennessee (Fox Sports)	1:00 p.m. CT
Wake Forest at Missouri (SEC Network)	7:00 p.m. CT
South Carolina at UCLA (Pac-12 Network)	4:00 p.m. ET

### 23 (Monday)

Tulsa at Arkansas (SECN+)	7:00 p.m. CT
LSU at Tulane (CST)	7:00 p.m. CT
Chattanooga at Tennessee (SECN+)	7:00 p.m. ET
Presbyterian at Vanderbilt (SECN+)	11:30 a.m. CT

### 24 (Tuesday)

Georgia State at Alabama (SECN+)	6:00 p.m. CT
Savannah State at Florida (SECN+)	7:00 p.m. ET
Georgia Southern at Georgia (SECN+)	7:00 p.m. ET
Mississippi Valley State at Mississippi State (SECN+)	7:00 p.m. CT
SIU Edwardsville at Missouri (SECN+)	7:00 p.m. CT

### 25 (Wednesday)

Eastern Michigan at Kentucky (SECN+)	Noon ET
--------------------------------------	---------

### 27 (Friday)

1-Alabama vs. Middle Tennessee State	4:00 p.m. CT
2-Arkansas vs. UL-Lafayette	1:30 p.m. CT
2-Auburn vs. Boise State	6:00 p.m. CT
5-Florida vs. Ball State	7:30 p.m. ET
8-Georgia vs. BYU	8:00 p.m. ET
9-LSU vs. Purdue (CST)	6:30 p.m. CT
Ole Miss at Stony Brook	1:00 p.m. CT
Norfolk State at Mississippi State (SECN+)	6:00 p.m. CT
11-Missouri vs. Northeastern	2:00 p.m. CT
12-South Carolina vs. Arizona State	7:30 p.m. CT
Albany at Tennessee (SECN+)	Noon ET
14-Texas A&M vs. Cal	2:00 p.m. CT
16-Austin Peay at Vanderbilt	TBA

### 28 (Saturday)

1-Alabama vs. Utah Valley	4:00 p.m. CT
2-Arkansas vs. Oregon State	1:30 p.m. CT
2-Auburn vs. Minnesota	6:00 p.m. CT
5-Florida vs. Colorado/UMass	TBA
8-Georgia vs. CS-Northridge/Penn State	7:30 p.m. ET
9-LSU vs. Louisville/Marist (CST)	TBA
11-Missouri at Saint Mary's	4:00 p.m. CT
12-South Carolina vs. CSU Bakersfield	6:30 p.m. ET
14-Texas A&M vs. Ohio State	2:00 p.m. CT
16-Ohio/Indiana at Vanderbilt	TBA

### 29 (Sunday)

Jackson State at Kentucky (SECN+)	2:00 p.m. ET
9-LSU vs. TBD (CST)	TBA
Ole Miss at Wagner	Noon CT
Savannah State at Mississippi State (SECN+)	2:00 p.m. CT
12-South Carolina at Hawaii	10:00 p.m. ET
Texas at Tennessee (ESPN)	2:30 p.m. ET

### 30 (Monday)

Air Force at Vanderbilt (SEC Network)	8:00 p.m. CT
---------------------------------------	--------------



# 2015-16 COMPOSITE SCHEDULE

## DECEMBER

### 1 (Tuesday)

Florida at South Alabama . . . . . 8:00 p.m. ET  
Texas Southern at LSU (SECN+) . . . . . 11:00 a.m. CT

### 2 (Wednesday)

Alabama at UT Martin . . . . . 5:30 p.m. CT  
Missouri State at Arkansas (SECN+) . . . . . 7:00 p.m. CT  
Mercer at Georgia (SECN+) . . . . . 7:00 p.m. ET  
Kentucky at Northern Kentucky . . . . . 7:00 p.m. ET  
Western Kentucky at Ole Miss (SECN+) . . . . . 6:00 p.m. CT  
Mississippi State at Texas (LHN) . . . . . 7:00 p.m. CT  
Southeast Missouri at Missouri (SECN+) . . . . . 7:00 p.m. CT  
East Tennessee State at Tennessee (SECN+) . . . . . 7:00 p.m. ET

### 3 (Thursday)

Kennesaw State at Georgia (SECN+) . . . . . 7:00 p.m. ET  
Vanderbilt at Drexel . . . . . 6:00 p.m. CT

### 4 (Friday)

15-Texas A&M vs. Hawaii . . . . . TBA

### 5 (Saturday)

East Carolina at Auburn (SECN+) . . . . . Noon CT  
15-Texas A&M vs. BYU . . . . . TBA  
East Tennessee State at Vanderbilt (SECN+) . . . . . 1:00 p.m. CT

### 6 (Sunday)

Alcorn State at Alabama (SECN+) . . . . . 2:00 p.m. CT  
Arkansas at Rutgers . . . . . 1:00 p.m. ET  
Seton Hall at Georgia (SECN+) . . . . . 2:00 p.m. ET  
Arkansas-Pine Bluff at Ole Miss (SECN+) . . . . . 2:00 p.m. CT  
Tennessee State at Mississippi State (SECN+) . . . . . 2:00 p.m. CT  
Duke at South Carolina (ESPN2) . . . . . 2:00 p.m. ET  
Virginia Tech at Tennessee (SEC Network) . . . . . 2:00 p.m. ET

### 7 (Monday)

Arkansas State at Florida (SECN+) . . . . . 7:00 p.m. ET  
Loyola Marymount at Missouri (SECN+) . . . . . 7:00 p.m. CT  
SMU at Texas A&M (SEC Network) . . . . . 11:00 a.m. CT

### 8 (Tuesday)

Furman at Georgia (SECN+) . . . . . 11:00 a.m. ET

### 10 (Thursday)

Oral Roberts at Arkansas (SEC Network) . . . . . 8:00 p.m. CT  
Florida at Wisconsin (Big Ten Network) . . . . . 8:00 p.m. ET  
Louisville at Kentucky (SEC Network) . . . . . 7:00 p.m. ET  
Troy at Vanderbilt (SECN+) . . . . . 7:00 p.m. CT

### 11 (Friday)

Tennessee at Wichita State (ESPN3) . . . . . 8:05 p.m. ET

### 12 (Saturday)

Georgetown at Alabama (SEC Network) . . . . . Noon CT  
Ole Miss at Southern Miss . . . . . 4:00 p.m. CT  
Missouri at Colorado (Pac-12 Network) . . . . . 2:30 p.m. CT  
DePaul at Texas A&M (SEC Network) . . . . . 2:00 p.m. CT

### 13 (Sunday)

Arkansas at Butler . . . . . 1:00 p.m. CT

Auburn at Marquette . . . . . 1:00 p.m. CT  
Robert Morris at Florida (SECN+) . . . . . 2:00 p.m. ET  
Kentucky at Middle Tennessee . . . . . 3:00 p.m. ET  
UC Santa Barbara at LSU (SEC Network) . . . . . 3:00 p.m. CT  
Mississippi State at Louisiana Tech . . . . . 3:00 p.m. CT  
Winthrop at South Carolina (SEC Network) . . . . . 2:00 p.m. ET

### 14 (Monday)

North Florida at Alabama (SECN+) . . . . . 11:30 a.m. CT  
New Orleans at Ole Miss (SECN+) . . . . . 6:00 p.m. CT

### 16 (Wednesday)

Winthrop at Auburn (SECN+) . . . . . 11:00 a.m. CT  
Tulane at Ole Miss (SECN+) . . . . . 6:00 p.m. CT  
Southern Miss at Mississippi State (SECN+) . . . . . 7:00 p.m. CT  
Hampton at South Carolina (SECN+) . . . . . 7:00 p.m. ET  
Tennessee at Stanford (ESPN) . . . . . 9:00 p.m. ET

### 18 (Friday)

Alabama at Georgia Tech . . . . . 6:00 p.m. CT

### 19 (Saturday)

4-Auburn vs. Coppin State . . . . . TBA  
LSU at Rutgers (Big Ten Network) . . . . . 1:00 p.m. CT  
McNeese State at Ole Miss (SECN+) . . . . . Noon CT  
10-Mississippi State vs. Florida Gulf Coast . . . . . 10:00 a.m. CT  
Tennessee at Oregon State (Pac-12 Network) . . . . . 9:00 p.m. ET

### 20 (Sunday)

Grambling State at Alabama (SECN+) . . . . . 2:00 p.m. CT  
3-Arkansas vs. Texas (FS1) . . . . . 1:30 p.m. CT  
Auburn at Towson . . . . . TBA  
6-Saint Francis at Florida (SECN+) . . . . . 2:30 p.m. ET  
Georgia at Wright State . . . . . 2:00 p.m. ET  
Duke at Kentucky (SEC Network) . . . . . 7:00 p.m. ET  
10-Mississippi State vs. Western Michigan . . . . . 12:15 p.m. CT  
Lamar at Missouri (SECN+) . . . . . 2:00 p.m. CT  
13-South Carolina vs. East Carolina . . . . . 1:00 p.m. ET  
3-Texas A&M vs. Oklahoma (FS1) . . . . . 4:00 p.m. CT

### 21 (Monday)

6-NC State/E. Kentucky at Florida (SECN+) . . . . . 2:30 p.m. ET  
LSU at Connecticut (SNY) . . . . . 6:00 p.m. CT  
10-Mississippi State vs. SMU . . . . . 12:15 p.m. CT  
Texas State at Missouri (SECN+) . . . . . 7:00 p.m. CT  
UT-Martin at Vanderbilt (SECN+) . . . . . Noon CT

### 22 (Tuesday)

Elon at South Carolina (SECN+) . . . . . 7:00 p.m. ET  
Arkansas Little Rock at Texas A&M (SEC Network) . . . . . Noon CT

### 23 (Wednesday)

George Mason at Auburn (SECN+) . . . . . 6:00 p.m. CT  
Cincinnati at Georgia (SECN+) . . . . . 1:00 p.m. ET

### 28 (Monday)

Lipscomb at Alabama (SECN+) . . . . . 6:00 p.m. CT  
Mississippi Valley State at Arkansas (SECN+) . . . . . 7:00 p.m. CT  
Tennessee Tech at Georgia (SECN+) . . . . . 7:00 p.m. ET  
Tennessee State at Kentucky (SEC Network) . . . . . 7:00 p.m. ET  
Samford at LSU (SECN+) . . . . . 7:00 p.m. CT  
SE Louisiana at Mississippi State (SECN+) . . . . . 7:00 p.m. CT

# 2015-16 COMPOSITE SCHEDULE

## 29 (Tuesday)

Alabama A&M at Ole Miss (SECN+)	6:00 p.m. CT
Charlotte at Missouri (SECN+)	5:30 p.m. CT
Prairie View A&M at Texas A&M (SECN+)	2:00 p.m. CT
17-Vanderbilt vs. New Mexico State	TBA

## 30 (Wednesday)

New Orleans at Arkansas (SECN+)	7:00 p.m. CT
Auburn at Florida Gulf Coast	6:00 p.m. CT
7-Florida vs. UCF (SEC Network)	7:00 p.m. ET
7-Mississippi State vs. South Florida (SEC Network)	3:30 p.m. CT
Stetson at Tennessee (SECN+)	7:00 p.m. ET
17-Vanderbilt vs. Fordham/TAMU-CC	TBA

## JANUARY

### 3 (Sunday)

LSU at Alabama (SEC Network)	2:00 p.m. CT
Arkansas at South Carolina (ESPNU)	3:00 p.m. ET
Kentucky at Auburn (SECN+)	2:00 p.m. CT
Mississippi State at Florida (SEC Network)	1:00 p.m. ET
Georgia at Texas A&M (SEC Network)	4:00 p.m. CT
Vanderbilt at Ole Miss (SECN+)	2:00 p.m. CT

### 4 (Monday)

Tennessee at Missouri (SEC Network)	6:00 p.m. CT
-------------------------------------	--------------

### 7 (Thursday)

Alabama at Kentucky (^ SEC Network)	7:00 p.m. ET
Texas A&M at Arkansas (^ SEC Network)	7:00 p.m. CT
Auburn at Mississippi State (^ SEC Network)	7:30 p.m. CT
Florida at Tennessee (^ SEC Network)	7:30 p.m. ET
Missouri at Georgia (^ SEC Network)	7:00 p.m. ET
Ole Miss at LSU (^ SEC Network)	7:30 p.m. CT
South Carolina at Vanderbilt (^ SEC Network)	8:00 p.m. CT

### 10 (Sunday)

Vanderbilt at Alabama (SECN+)	2:00 p.m. CT
Arkansas at Mississippi State (SECN+)	2:00 p.m. CT
Auburn at Tennessee (ESPNU)	2:00 p.m. ET
Florida at Ole Miss (SEC Network)	1:00 p.m. CT
Kentucky at Georgia (SECN+)	2:00 p.m. ET
Texas A&M at LSU (SEC Network)	3:00 p.m. CT
Missouri at South Carolina (SEC Network)	12:00 p.m. ET

### 14 (Thursday)

Alabama at Auburn (SECN+)	6:00 p.m. CT
Tennessee at Arkansas (SEC Network)	8:00 p.m. CT
Georgia at Florida (SECN+)	7:00 p.m. ET
South Carolina at Kentucky (SEC Network)	7:00 p.m. ET
LSU at Vanderbilt (SECN+)	7:00 p.m. CT
Ole Miss at Texas A&M (SECN+)	7:00 p.m. CT
Mississippi State at Missouri (SECN+)	7:00 p.m. CT

### 17 (Sunday)

Georgia at Alabama (SEC Network)	4:00 p.m. CT
Missouri at Arkansas (SEC Network)	2:00 p.m. CT
Auburn at Kentucky (SEC Network)	1:00 p.m. ET
LSU at Florida (SECN+)	2:00 p.m. ET
Texas A&M at South Carolina (ESPN2)	1:30 p.m. ET

## 18 (Monday)

Ole Miss at Mississippi State (SEC Network)	6:00 p.m. CT
Tennessee at Notre Dame (ESPN2)	7:00 p.m. ET

## 21 (Thursday)

Alabama at Florida (SECN+)	7:00 p.m. ET
Arkansas at LSU (SECN+)	7:00 p.m. CT
South Carolina at Auburn (SECN+)	6:00 p.m. CT
Mississippi State at Georgia (SECN+)	7:00 p.m. ET
Kentucky at Ole Miss (SEC Network)	8:00 p.m. CT
Missouri at Texas A&M (SECN+)	7:00 p.m. CT
Vanderbilt at Tennessee (SEC Network)	7:00 p.m. ET

## 24 (Sunday)

Arkansas at Auburn (SEC Network)	3:00 p.m. CT
Florida at Missouri (SEC Network)	1:00 p.m. CT
LSU at Georgia (SECN+)	2:00 p.m. ET
South Carolina at Mississippi State (ESPN2)	4:00 p.m. CT

## 25 (Monday)

Tennessee at Kentucky (ESPN2)	7:00 p.m. ET
Alabama at Vanderbilt (SEC Network)	6:00 p.m. CT

## 28 (Thursday)

Texas A&M at Alabama (SECN+)	6:00 p.m. CT
Florida at Arkansas (SECN+)	7:00 p.m. CT
Auburn at Georgia (SEC Network)	7:00 p.m. ET
Vanderbilt at Kentucky (SECN+)	7:00 p.m. ET
LSU at Missouri (SECN+)	7:00 p.m. CT
Ole Miss at South Carolina (SECN+)	7:00 p.m. ET
Tennessee at Mississippi State (SEC Network)	8:00 p.m. CT

## 31 (Sunday)

Alabama at Tennessee (SEC Network)	3:00 p.m. ET
Mississippi State at Arkansas (SECN+)	2:00 p.m. CT
Kentucky at Florida (SEC Network)	1:00 p.m. ET
Georgia at Vanderbilt (SECN+)	2:00 p.m. CT
Missouri at Ole Miss (SEC Network)	4:00 p.m. CT
South Carolina at Texas A&M (ESPN2)	5:00 p.m. CT

## FEBRUARY

### 1 (Monday)

Auburn at LSU (SEC Network)	6:00 p.m. CT
-----------------------------	--------------

### 4 (Thursday)

Ole Miss at Alabama (SECN+)	6:00 p.m. CT
Arkansas at Tennessee (SECN+)	7:00 p.m. ET
Vanderbilt at Auburn (SECN+)	6:00 p.m. CT
Texas A&M at Florida (SECN+)	7:00 p.m. ET
Georgia at Missouri (SECN+)	7:00 p.m. CT
Kentucky at South Carolina (SEC Network)	7:00 p.m. ET
Mississippi State at LSU (SEC Network)	8:00 p.m. CT

### 7 (Sunday)

Auburn at Alabama (SEC Network)	1:00 p.m. CT
Ole Miss at Georgia (SECN+)	2:00 p.m. ET
LSU at Kentucky (SEC Network)	12:00 p.m. ET
Missouri at Mississippi State (SECN+)	2:00 p.m. CT
Tennessee at Texas A&M (ESPN2)	TBA

# 2015-16 COMPOSITE SCHEDULE

## 8 (Monday)

Vanderbilt at Arkansas (SEC Network) . . . . . 6:00 p.m. CT  
 Connecticut at South Carolina (ESPN2) . . . . . 7:00 p.m. ET

## 11 (Thursday)

Alabama at Missouri (SECN+) . . . . . 7:00 p.m. CT  
 Auburn at Ole Miss (SECN+) . . . . . 6:00 p.m. CT  
 Florida at South Carolina (SECN+) . . . . . 7:00 p.m. ET  
 Mississippi State at Texas A&M (SEC Network) . . . . . 6:00 p.m. CT  
 Tennessee at Vanderbilt (SEC Network) . . . . . 8:00 p.m. CT

## 14 (Sunday)

Arkansas at Missouri (SECN+) . . . . . 2:00 p.m. CT  
 Florida at Auburn (SEC Network) . . . . . 1:00 p.m. CT  
 Georgia at LSU (SECN+) . . . . . 2:00 p.m. CT  
 Kentucky at Vanderbilt (SEC Network) . . . . . 3:00 p.m. CT

## 15 (Monday)

South Carolina at Tennessee (ESPN2) . . . . . 7:00 p.m. ET  
 Texas A&M at Ole Miss (SEC Network) . . . . . 6:00 p.m. CT

## 18 (Thursday)

Alabama at Arkansas (SECN+) . . . . . 7:00 p.m. CT  
 Vanderbilt at Florida (SECN+) . . . . . 7:00 p.m. ET  
 Georgia at South Carolina (SECN+) . . . . . 7:00 p.m. ET  
 Kentucky at Mississippi State (SEC Network) . . . . . 6:00 p.m. CT  
 LSU at Texas A&M (SEC Network) . . . . . 8:00 p.m. CT  
 Ole Miss at Tennessee (SECN+) . . . . . 7:00 p.m. ET

## 21 (Sunday)

Arkansas at Kentucky (SEC Network) . . . . . 3:00 p.m. ET  
 Missouri at Auburn (SECN+) . . . . . 2:00 p.m. CT  
 Florida at Georgia (SEC Network) . . . . . 1:00 p.m. ET  
 Tennessee at LSU (ESPNU) . . . . . 1:00 p.m. CT  
 Mississippi State at Ole Miss (ESPN2) . . . . . 4:00 p.m. CT  
 Texas A&M at Vanderbilt (SEC Network) . . . . . 4:00 p.m. CT

## 22 (Monday)

South Carolina at Alabama (SEC Network) . . . . . 6:00 p.m. CT

## 25 (Thursday)

Tennessee at Alabama (^ SEC Network) . . . . . 7:30 p.m. CT  
 Arkansas at Georgia (^ SEC Network) . . . . . 7:00 p.m. ET  
 Texas A&M at Auburn (^ SEC Network) . . . . . 6:30 p.m. CT  
 Florida at LSU (^ SEC Network) . . . . . 7:30 p.m. CT  
 Missouri at Kentucky (^ SEC Network) . . . . . 7:00 p.m. ET  
 South Carolina at Ole Miss (^ SEC Network) . . . . . 8:00 p.m. CT  
 Mississippi State at Vanderbilt (^ SEC Network) . . . . . 7:00 p.m. CT

## 28 (Sunday)

Alabama at Mississippi State (SECN+) . . . . . 2:00 p.m. CT  
 Ole Miss at Arkansas (SEC Network) . . . . . 3:00 p.m. CT  
 Auburn at Florida (SECN+) . . . . . 2:00 p.m. ET  
 Georgia at Tennessee (ESPN/2/U) . . . . . TBA  
 Kentucky at Texas A&M (ESPN/2/U) . . . . . TBA  
 LSU at South Carolina (ESPN/2/U) . . . . . TBA  
 Vanderbilt at Missouri (SEC Network) . . . . . 1:00 p.m. CT

## 2016 SEC WOMEN'S BASKETBALL TOURNAMENT

### 2 (Wednesday)

SEC Tournament Game 1 (SEC Network) . . . . . 11:00 a.m. ET  
 SEC Tournament Game 2 (SEC Network) . . . . . 25 minutes after

### 3 (Thursday)

SEC Tournament Game 3 (SEC Network) . . . . . Noon ET  
 SEC Tournament Game 4 (SEC Network) . . . . . 25 minutes after  
 SEC Tournament Game 5 (SEC Network) . . . . . 6:00 p.m. ET  
 SEC Tournament Game 6 (SEC Network) . . . . . 25 minutes after

### 4 (Friday)

SEC Tournament Game 7 (SEC Network) . . . . . Noon ET  
 SEC Tournament Game 8 (SEC Network) . . . . . 25 minutes after  
 SEC Tournament Game 9 (SEC Network) . . . . . 6:00 p.m. ET  
 SEC Tournament Game 10 (SEC Network) . . . . . 25 minutes after

### 5 (Saturday)

SEC Tournament Game 11 (ESPNU) . . . . . 5:00 p.m. ET  
 SEC Tournament Game 12 (ESPNU) . . . . . 25 minutes after

### 6 (Sunday)

SEC Tournament Game 13 (ESPN) . . . . . 3:30 p.m. ET

\*-SEC Game. ^-SEC Network will provide whip around coverage of these games with each game available in its entirety on SEC Network+. Games listed with multiple networks (e.g.: ESPN/2/U) are considered net flex and will be determined 7-10 days out. 1-Nugget Classic (Reno, Nev.); 2-San Juan Shootout (San Juan, Puerto Rico); 3-Big 12/SEC Challenge (Oklahoma City, Okla.); 4-at Towson, Md.; 5-Omni Hotels Classic (Boulder, Colo.); 6-Gator Holiday Classic (Gainesville, Fla.); 7-SEC/AAC Challenge (Jacksonville, Fla.); 8-Radisson Chatsworth Thanksgiving Classic (Northridge, Calif.); 9-Gulf Coast Showcase (Estero, Fla.); 10-Puerto Rico Classic (San Juan, Puerto Rico); 11-Saint Mary's Thanksgiving College Tournament (Moraga, Calif.); 12-Waikiki Beach Marriott Rainbow Wahine Showdown (Waikiki, Hawaii); 13-at Myrtle Beach, S.C.; 14-South Point Thanksgiving Shootout (Las Vegas, Nev.); 15-Tom Weston Invitational (Laie, Hawaii); 16-Vanderbilt Thanksgiving Tournament (Nashville, Tenn.); 17-Fordham Holiday Classic (Bronx, N.Y.).

# SEC TOURNAMENT



Veterans Memorial Arena

**O**n Feb. 7, 1980, the first SEC women's basketball tournament began play. It ended four days later with Tennessee defeating Ole Miss for the title. Fast forward 32 years later and the SEC Tournament is still enjoying success and increased popularity.

Beginning with its inception and through 1986, the tournament was held at campus sites. The tournament was then sent to Albany, Ga., which served as the site for six years from 1987-92. The tournament then moved to Chattanooga, Tenn., where it was held from 1993-2000, with the exception of 1998 when the tournament moved to Columbus, Ga.

Since 2001 the tournament has enjoyed many new sites, including Memphis (2001), Nashville (2002, 2004, 2008, 2011, 2012), Little Rock, Ark. (2003, 2006, 2009, 2015), Greenville, S.C. (2005), Duluth, Ga. (2007, 2010, 2013, 2014) and Jacksonville, Fla. (2015).

The winner of the 13-game tournament will receive the league's automatic bid to the NCAA Tournament. The tournament seeds and conference champion will be determined by the 16-game regular-season SEC schedule.

The 2016 SEC Women's Basketball Tournament will once again enjoy live television coverage. The SEC Network will televise all first, second and third round games. The semifinals will be aired on ESPNU for the fifth consecutive year, while the championship game will be televised on ESPN.

Public tickets for this year's event went on sale October 15 and can be purchased through the SEC website.

## FIRST ROUND

### Wednesday, March 2

11:00 a.m. Game 1 - Seed #12 vs. Seed #13 .....SEC Network  
 Game 2 - Seed #11 vs. Seed #14 .....SEC Network

## SECOND ROUND

### Thursday, March 3

Noon Game 3 - Seed #8 vs. Seed #9 .....SEC Network  
 Game 4 - Seed #5 vs. Game 1 winner .....SEC Network  
 6:00 p.m. Game 5 - Seed #10 vs. Seed #7 .....SEC Network  
 Game 6 - Seed #6 vs. Game 2 winner .....SEC Network

## THIRD ROUND

### Friday, March 4

Noon Game 7 - Seed #1 vs. Game 3 winner .....SEC Network  
 Game 8 - Seed #4 vs. Game 4 winner .....SEC Network  
 6:00 p.m. Game 9 - Seed #2 vs. Game 5 winner .....SEC Network  
 Game 10 - Seed #3 vs. Game 6 winner ...SEC Network

## SEMIFINALS

### Saturday, March 5

5:00 p.m. Game 11 - Game 7 winner vs. Game 8 winner ..ESPNU  
 Game 12- Game 9 winner vs. Game 10 winner ..ESPNU

## FINALS

### Sunday, March 6

4:30 p.m. Game 13 - Game 11 winner vs. Game 12 winner .. ESPN

All times EASTERN and subject to change. The second game in a session will begin 25 minutes following the conclusion of previous game.



**2015-2016**  
**WOMEN'S BASKETBALL**  
**MEDIA GUIDE**

**The Teams**



# ALABAMA

ALABAMA • ARKANSAS • AUBURN • FLORIDA • GEORGIA • KENTUCKY • LSU • OLE MISS

## KRISTY CURRY HEAD COACH

**HOMETOWN:** Olla, La.  
**ALMA MATER:** Northeast Louisiana, 1988  
**CAREER RECORD:** 336-184 (.646)  
**RECORD AT ALABAMA:** 27-35 (.435)



### COACHING CAREER:

YEAR	SCHOOL	ALL	CONF.	POSTSEASON
1999-00	Purdue	23-8	11-5	NCAA Second Round
2000-01	Purdue	31-7	14-2	NCAA Runner Up
2001-02	Purdue	24-6	13-3	NCAA Second Round
2002-03	Purdue	29-6	12-4	NCAA Elite Eight
2003-04	Purdue	29-4	14-2	NCAA Sweet 16
2004-05	Purdue	17-13	9-7	NCAA Second Round
2005-06	Purdue	26-7	13-3	NCAA Sweet 16
2006-07	Texas Tech	15-16	6-10	
2007-08	Texas Tech	17-16	4-12	WNIT Third Round
2008-09	Texas Tech	16-15	6-10	
2009-10	Texas Tech	18-15	5-11	WNIT Second Round
2010-11	Texas Tech	22-11	8-8	NCAA First Round
2011-12	Texas Tech	21-14	6-12	WNIT Third Round
2012-13	Texas Tech	21-11	11-7	NCAA First Round
2013-14	Alabama	14-16	7-9	
2014-15	Alabama	13-19	2-14	

### STAFF

#### ASSISTANTS:

Shereka Wright (Purdue, 2004)  
Kelly Curry (Texas A&M, 1990)

#### DIRECTOR OF BASKETBALL OPS:

Grant Fausset (Purdue, 2004)

### MEDIA RELATIONS

**BASKETBALL SID:** Jessica Paré  
**OFFICE PHONE:** 205-348-6084  
**E-MAIL:** jpare@ia.ua.edu  
**PRESS ROW PHONE:** (205) 394-5985  
**ATHLETICS WEBSITE:** www.RollTide.com

### SOCIAL MEDIA

**TWITTER:** @AlabamaWBB      **INSTAGRAM:** AlabamaWBB  
**YOUTUBE:** AlabamaWBB      **FACEBOOK:** AlabamaWBB

### TEAM ROSTER

No	Name	Pos.	Ht.	Cl.	Hometown
1	Quanetria Bolton	F	6-0	So.	Anniston, Ala.
2	Trista Magee	G	6-0	Fr.	Ellisville, Miss.
3	Khadijah Carter	G	6-1	Sr.	Goodrich, Texas
5	Breanna Hayden	G	5-9	Jr.	Dallas, Texas
11	Hannah Cook	G	6-0	So.	Ozark, Mo.
12	C'Coriea Foy	G	5-11	Fr.	Fayetteville, N.C.
13	Nikki Hegstetter	F	6-2	Sr.	Kennesaw, Ga.
15	Meoshonti Knight	G	5-8	So.	Morgan City, La.
20	Ashley Williams	F	6-0	Jr.	Covington, Ga.
21	Taylor Berry	G	5-9	Fr.	New Orleans, La.
22	Karyla Middlebrook	G	5-7	So.	Blue Springs, Mo.
23	Shaquera Wade	G	6-0	Fr.	Huntsville, Ala.
35	Diamanté Martinez	F	6-3	So.	New Orleans, La.
42	Taylor Doan	C	6-4	Fr.	Kearney, Mo.

### QUICK FACTS

**LOCATION:** Tuscaloosa, Ala.  
**FOUNDED:** 1831  
**ENROLLMENT:** 37,100  
**PRESIDENT:** Dr. Stuart Bell (Texas A&M, 1979)  
**FACULTY REPRESENTATIVE:** Dr. James King (Alabama, 1989)  
**ATHLETIC DIRECTOR:** Bill Battle (Alabama, 1963)  
**SWA:** Marie Robbins (Alabama, 1990)  
**NICKNAME:** Crimson Tide  
**COLORS:** Crimson & White  
**ARENA:** Foster Auditorium (3,800)  
**ALL-TIME RECORD IN ARENA (YEARS):** 62-39 (12)

### TEAM INFORMATION

**2014-15 OVERALL RECORD (FINISH):** 13-19, 2-14 (14th)  
**LETTERWINNERS RETURNING/LOST:** 8/3  
**STARTERS RETURNING/LOST:** 3/2

### TEAM HISTORY

**ALL-TIME RECORD:** 685-533 (.562/41 years)  
**\*SEC RECORD:** 143-266 (.350)  
**SEC TOURNAMENT RECORD:** 25-36 (.409)  
**SEC CHAMPIONSHIPS:** 0  
**SEC TOURNAMENT CHAMPIONSHIPS:** 0  
**NCAA TOURNAMENT APPEARANCES:** 10 ('84, '88, '92, '93, '94, '95, '96, '97, '98, '99)  
**NCAA TOURNAMENT RECORD:** 16-10 (.615)  
**NWIT APPEARANCES:** 1 ('77)  
**NWIT RECORD:** 0-3 (.000)  
**WNIT APPEARANCES:** 4 (2000, '01, '02, '11)  
**WNIT RECORD:** 5-4 (.556)

\*Regular-season games only, 1983-2015

### SCHEDULE

Nov. 13	^ Alabama A&M	SECN+	4:30 p.m.
Nov. 16	Appalachian State	SECN+	6:00 p.m.
Nov. 22	Mississippi Valley State	SECN+	2:00 p.m.
Nov. 24	Georgia State	SECN+	6:00 p.m.
Nov. 27	1-Middle Tennessee State		4:00 p.m.
Nov. 28	1-Utah Valley		4:00 p.m.
Dec. 2	UT Martin		5:30 p.m.
Dec. 6	Alcorn State	SECN+	2:00 p.m.
Dec. 12	Georgetown	SEC Network	12:00 p.m.
Dec. 14	^ North Florida	SECN+	11:30 a.m.
Dec. 18	at Georgia Tech		6:00 p.m.
Dec. 20	Grambling State	SECN+	2:00 p.m.
Dec. 28	Lipscomb	SECN+	6:00 p.m.
Jan. 3	*LSU	SEC Network	2:00 p.m.
Jan. 7	*at Kentucky	SEC Network	6:00 p.m.
Jan. 10	*Vanderbilt	SECN+	2:00 p.m.
Jan. 14	*at Auburn	SECN+	6:00 p.m.
Jan. 17	*Georgia	SEC Network	4:00 p.m.
Jan. 21	*at Florida	SECN+	6:00 p.m.
Jan. 25	*at Vanderbilt	SEC Network	6:00 p.m.
Jan. 28	*Texas A&M	SECN+	6:00 p.m.
Jan. 31	*at Tennessee	SEC Network	2:00 p.m.
Feb. 4	*Ole Miss	SECN+	6:00 p.m.
Feb. 7	*Auburn	SEC Network	1:00 p.m.
Feb. 11	*at Missouri	SECN+	7:00 p.m.
Feb. 18	*at Arkansas	SECN+	7:00 p.m.
Feb. 22	*South Carolina	SEC Network	6:00 p.m.
Feb. 25	*Tennessee	SEC Network	7:30 p.m.
Feb. 28	*Mississippi State	SECN+	2:00 p.m.

All Times Central; \*SEC Game; ^ at Coleman Coliseum; 1-Nugget Classic (Reno, Nev.)



## JIMMY DYKES HEAD COACH

**HOMETOWN:** Tulsa, Okla.  
**ALMA MATER:** Arkansas, 1985  
**CAREER RECORD:** 18-14 (.562)  
**RECORD AT ARKANSAS:** 18-14 (.562)



### COACHING RECORD:

YEAR	SCHOOL	ALL	CONF.	POSTSEASON
2014-15	Arkansas	18-14	6-10	NCAA Second Round

### STAFF

#### ASSISTANTS:

Christy Smith (Arkansas, 1998)  
 Tari Cummings (Oklahoma State, 2003)  
 Tommy Deffebaugh (Drury College, 1985)

#### DIRECTOR OF BASKETBALL OPS:

Amber Shirey (Arkansas, 1992)

### COMMUNICATIONS

**BASKETBALL SID:** Jeri Thorpe  
**E-MAIL:** jthorpe@uark.edu  
**OFFICE PHONE:** (479) 575-5037  
**PRESS ROW PHONE:** (479) 575-6622  
**ATHLETICS WEBSITE:** www.ArkansasRazorbacks.com

### SOCIAL MEDIA

**TWITTER:** @RazorbackWBB  
**FACEBOOK:** RazorbackWBB  
**INSTAGRAM:** RazorbackWBB  
**YOUTUBE:** ArkRazorbacks

### TEAM ROSTER

No	Name	Pos.	Ht.	Cl.	Hometown
00	Jessica Jackson	F	6-3	Jr.	Jacksonville, Ark.
3	Malica Monk	G	5-5	Fr.	N. Little Rock, Ark.
4	Keiryn Swenson	G/F	6-1	Fr.	Wichita, Kan.
12	Brianna Freeman	G	5-9	Fr.	Pelham, Ga.
15	Kelsey Brooks	G	5-9	Jr.	Olathe, Kan.
21	Devin Cospier	G	5-10	So.	Coffeyville, Kan.
22	Bailey Zimmerman	G/F	6-0	Fr.	St. Vincent, Ark.
24	Jordan Danberry	G	5-8	Fr.	Conway, Ark.
25	Tatiana Smith	C	6-3	Jr.	Plano, Texas
32	Khadijah West	F	6-2	Jr.	Shreveport, La.
33	Melissa Wolff	G	6-0	Sr.	Cabot, Ark.
35	Alecia Cooley	C	6-3	Jr.	Evanston, Ill.

### QUICK FACTS

**LOCATION:** Fayetteville, Ark.  
**FOUNDED:** 1871  
**ENROLLMENT:** 26,754  
**CHANCELLOR (Interim):** Dan Ferritor (Rochurst College, 1962)  
**FACULTY REPRESENTATIVE:** Dr. Sharon Hunt (Arkansas, 1973)  
**VICE CHANCELLOR/AD:** Jeff Long (Ohio Wesleyan, 1982)  
**SR. ASSOCIATE AD/SWA:** Julie Cromer (Missouri State, 1993)  
**NICKNAME:** Razorbacks  
**COLORS:** Cardinal & White  
**ARENA:** Bud Walton Arena (19,200)  
**ALL-TIME RECORD IN ARENA (YEARS):** 240-99 (22)

### TEAM INFORMATION

**2014-15 OVERALL RECORD (FINISH):** 18-14, 6-10 (9th)  
**LETTERWINNERS RETURNING/LOST:** 4/6  
**STARTERS RETURNING/LOST:** 3/2

### TEAM HISTORY

**ALL-TIME RECORD:** 710-449 (.619)/39 years  
**\*SEC RECORD:** 123-208 (.371)  
**SEC TOURNAMENT RECORD:** 11-24 (.314)  
**SEC CHAMPIONSHIPS:** 0  
**SEC TOURNAMENT CHAMPIONSHIPS:** 0  
**NCAA TOURNAMENT APPEARANCES:** 11 ('86, '89, '90, '91, '95, '98, 2001, '02, '03, '12, '15)  
**NCAA TOURNAMENT RECORD:** 14-11 (.560)  
**NWIT APPEARANCES:** 2 ('87, '96)  
**NWIT RECORD:** 4-2 (.667)  
**WNIT APPEARANCES:** 6 ('99, 2000, '05, '09, '11, '13)  
**WNIT RECORD:** 14-5 (.737)

\*Regular-season games only, 1992-2015

### SCHEDULE

Nov. 13	SE Louisiana	SECN+	10:30 a.m.
Nov. 15	Sam Houston State	SECN+	2:00 p.m.
Nov. 18	at South Dakota State		7:00 p.m.
Nov. 23	Tulsa	SECN+	7:00 p.m.
Nov. 27	1-UL-Lafayette		1:30 p.m.
Nov. 28	1-Oregon State		1:30 p.m.
Dec. 2	Missouri State	SECN+	7:00 p.m.
Dec. 6	at Rutgers		1:00 p.m.
Dec. 10	Oral Roberts	SEC Network	8:00 p.m.
Dec. 13	at Butler		1:00 p.m.
Dec. 20	2-Texas	FS1	1:30 p.m.
Dec. 28	Mississippi Valley State	SECN+	7:00 p.m.
Dec. 30	New Orleans	SECN+	7:00 p.m.
Jan. 3	*at South Carolina	ESPN	2:00 p.m.
Jan. 7	*Texas A&M	SEC Network	7:00 p.m.
Jan. 10	*at Mississippi State	SECN+	2:00 p.m.
Jan. 14	*Tennessee	SEC Network	8:00 p.m.
Jan. 17	*Missouri	SEC Network	2:00 p.m.
Jan. 21	*at LSU	SECN+	7:00 p.m.
Jan. 24	*at Auburn	SEC Network	3:00 p.m.
Jan. 28	*Florida	SECN+	7:00 p.m.
Jan. 31	*Mississippi State	SECN+	2:00 p.m.
Feb. 4	*at Tennessee	SECN+	6:00 p.m.
Feb. 8	*Vanderbilt	SEC Network	6:00 p.m.
Feb. 14	*at Missouri	SECN+	2:00 p.m.
Feb. 18	*Alabama	SECN+	7:00 p.m.
Feb. 21	*at Kentucky	SEC Network	2:00 p.m.
Feb. 25	*at Georgia	SEC Network	6:00 p.m.
Feb. 28	*Ole Miss	SEC Network	3:00 p.m.

All Times Central; \*SEC Game; 1-San Juan Shootout (San Juan, P.R.); 2-Big 12/SEC Challenge (Oklahoma City, Okla.)



# AUBURN

ALABAMA • ARKANSAS • AUBURN • FLORIDA • GEORGIA • KENTUCKY • LSU • OLE MISS

## TERRI WILLIAMS- FLOURNOY HEAD COACH

**HOMETOWN:** Hampton, Va.  
**ALMA MATER:** Penn State, 1991  
**CAREER RECORD:** 194-152 (.561)  
**RECORD AT AUBURN:** 51-48 (.515)



### COACHING CAREER:

YEAR	SCHOOL	ALL	CONF.	POSTSEASON
2004-05	Georgetown	12-16	7-9	
2005-06	Georgetown	10-17	3-13	
2006-07	Georgetown	13-16	3-13	
2007-08	Georgetown	15-14	5-11	
2008-09	Georgetown	20-14	7-9	WNIT Quarterfinals
2009-10	Georgetown	26-7	13-3	NCAA Second Round
2010-11	Georgetown	24-11	9-7	WNIT Sweet 16
2011-12	Georgetown	23-9	11-5	NCAA Second Round
2012-13	Auburn	19-15	5-11	WNIT Quarterfinals
2013-14	Auburn	19-15	7-9	WNIT Third Round
2014-15	Auburn	13-18	3-13	

### STAFF

#### ASSISTANTS:

Ty Evans (Wisconsin-Whitewater, 1995)  
Adrian Walters (St. Francis (Pa.), 1987)  
Sherill Baker (Georgia, 2006)

#### DIRECTOR OF BASKETBALL OPS:

Precious Morris (Auburn, 2012)

### MEDIA RELATIONS

**BASKETBALL SID:** Wes Todd  
**OFFICE PHONE:** (334) 844-9182  
**E-MAIL:** wt0006@auburn.edu  
**PRESS ROW PHONE:** (334) 844-1933  
**ATHLETICS WEBSITE:** www.AuburnTigers.com

### SOCIAL MEDIA

**TWITTER:** @AuburnWBB  
**FACEBOOK:** AUWBB  
**INSTAGRAM:** AuburnTigers  
**YOUTUBE:** AuburnTigers

### TEAM ROSTER

No	Name	Pos.	Ht.	Cl.	Hometown
2	Bria Johnson	G	5-8	So.	Baton Rouge, La.
3	Erica Sanders	G	5-10	Fr.	San Antonio, Texas
10	Brandy Montgomery	G	5-10	Jr.	Port St. Lucie, Fla.
12	Jonika Garvin	F	6-0	Fr.	Lake Worth, Fla.
13	Katie Frerking	G/F	6-1	Jr.	Johns Creek, Ga.
15	Jazmine Jones	F	6-2	So.	Winston-Salem, N.C.
23	Jessica Jones	F	6-2	So.	Winston-Salem, N.C.
25	Neydja Petithomme	G	5-8	So.	Boca Raton, Fla.
33	Janiah McKay	G	5-6	Fr.	Gainesville, Fla.
35	Cabriana Capers	F	6-1	Sr.	Bolingbrook, Ill.
40	Khady Dieng	G	5-10	Jr.	Dakar, Senegal
44	Tra'Cee Tanner	F/C	6-3	Sr.	Birmingham, Ala.

### QUICK FACTS

**LOCATION:** Auburn, Ala.  
**FOUNDED:** 1856  
**ENROLLMENT:** 27,287  
**PRESIDENT:** Dr. Jay Gogue (Auburn, 1969)  
**FACULTY REPRESENTATIVE:** Dr. Mary Boudreaux (LSU, 1969)  
**ATHLETIC DIRECTOR:** Jay Jacobs (Auburn, 1985)  
**SWA:** Meredith Jenkins (Florida State, 1992)  
**NICKNAME:** Tigers  
**COLORS:** Burnt Orange & Navy Blue  
**ARENA:** Auburn Arena (9,121)  
**ALL-TIME RECORD IN ARENA (YEARS):** 50-29 (5)

### TEAM INFORMATION

**2014-15 OVERALL RECORD (FINISH):** 13-18, 3-13 (13th)  
**LETTERWINNERS RETURNING/LOST:** 9/3  
**STARTERS RETURNING/LOST:** 5/0

### TEAM HISTORY

**ALL-TIME RECORD:** 862-426 (.669/45 years)  
**\*ALL-TIME SEC RECORD:** 207-201 (.507)  
**ALL-TIME SEC TOURNAMENT RECORD:** 36-32 (.529)  
**SEC CHAMPIONSHIPS:** 5 ('81, '87, '88, '89, 2009)  
**SEC TOURNAMENT CHAMPIONSHIPS:** 4 ('81, '87, '90, '97)  
**NCAA TOURNAMENT APPEARANCES:** 18 ('82, '83, '85, '86, '87, '88, '89, '90, '91, '93, '94, '96, '97, '99, 2000, '04, '08, '09)  
**NCAA TOURNAMENT RECORD:** 29-18 (.617)  
**WNIT APPEARANCES:** 0  
**WNIT RECORD:** 0-0 (.000)  
**WNIT APPEARANCES:** 5 (2003, '07, '11, '13, '14)  
**WNIT RECORD:** 13-5 (.765)

\*Regular-season games only, 1983-2015

### SCHEDULE

Nov. 13	UAB	SECN+	5:30 p.m.
Nov. 16	at Southeastern Louisiana		7:00 p.m.
Nov. 19	Virginia	SEC Network	6:00 p.m.
Nov. 22	at Savannah State		3:00 p.m.
Nov. 27	1-vs. Boise State		6:00 p.m.
Nov. 28	1-vs. Minnesota		6:00 p.m.
Dec. 5	East Carolina	SECN+	12:00 p.m.
Dec. 13	at Marquette		1:00 p.m.
Dec. 16	Winthrop	SECN+	11:00 a.m.
Dec. 19	vs. Coppin State		TBA
Dec. 20	at Towson		TBA
Dec. 23	George Mason	SECN+	6:00 p.m.
Dec. 30	at Florida Gulf Coast		6:00 p.m.
Jan. 3	*Kentucky	SECN+	2:00 p.m.
Jan. 7	*at Mississippi State	SEC Network	7:30 p.m.
Jan. 10	*at Tennessee	ESPNU	1:00 p.m.
Jan. 14	*Alabama	SECN+	6:00 p.m.
Jan. 17	*at Kentucky	SEC Network	12:00 p.m.
Jan. 21	*South Carolina	SECN+	6:00 p.m.
Jan. 24	*Arkansas	SEC Network	3:00 p.m.
Jan. 28	*at Georgia	SEC Network	6:00 p.m.
Feb. 1	*at LSU	SEC Network	6:00 p.m.
Feb. 4	*Vanderbilt	SECN+	6:00 p.m.
Feb. 7	*at Alabama	SEC Network	1:00 p.m.
Feb. 11	*at Ole Miss	SECN+	6:00 p.m.
Feb. 14	*Florida	SEC Network	1:00 p.m.
Feb. 21	*Missouri	SECN+	2:00 p.m.
Feb. 25	*Texas A&M	SEC Network	6:30 p.m.
Feb. 28	*at Florida	SECN+	1:00 p.m.

All Times Central; \*SEC Game; ( ) TV Game; 1-San Juan Shootout (San Juan, PR)





## AMANDA BUTLER HEAD COACH

**HOMETOWN:** Mt. Juliet, Tenn.  
**ALMA MATER:** Florida, 1995  
**CAREER RECORD:** 193-134 (.590)  
**RECORD AT FLORIDA:** 153-112 (.577)



### COACHING CAREER:

YEAR	SCHOOL	ALL	CONF.	POSTSEASON
2005-06	Charlotte	21-9	13-3	WNIT First Round
2006-07	Charlotte	19-13	9-5	WNIT Second Round
2007-08	Florida	19-14	6-8	WNIT Sweet 16
2008-09	Florida	24-8	9-5	NCAA Second Round
2009-10	Florida	15-17	7-9	WNIT Second Round
2010-11	Florida	20-15	7-9	WNIT Sweet 16
2011-12	Florida	20-13	8-8	NCAA Second Round
2012-13	Florida	22-15	6-10	WNIT Semifinals
2013-14	Florida	20-13	8-8	NCAA Second Round
2014-15	Florida	13-17	5-11	

### STAFF

#### ASSISTANTS:

Bill Ferrara (Florida, 2003)  
Shimmy Gray-Miller (Michigan 1994)  
Murrell Page (Florida, 1998)

**DIRECTOR OF BASKETBALL OPS.:** Serena Wilson (Florida, 2008)

### MEDIA RELATIONS

**BASKETBALL SID:** Kathy Cafazzo  
**OFFICE PHONE:** (352) 375-4683, ext. 6133  
**E-MAIL:** kathyc@gators.ufl.edu  
**PRESS ROW PHONE:** (352) 367-1801  
**ATHLETICS WEBSITE:** www.GatorZone.com

### SOCIAL MEDIA

**TWITTER:** @GatorsWBK      **INSTAGRAM:** @GatorsWBK  
**FACEBOOK:** GatorsWBK      **YOUTUBE:** GatorsWBK

### TEAM ROSTER

No	Name	Pos.	Ht.	Cl.	Hometown
1	Ronni Williams	F	6-0	Jr.	Daytona Beach, Fla.
2	Isis Young	G	5-7	R-Fr.	Berlin, N.J.
3	January Miller	G	5-8	Sr.	Orlando, Fla.
4	Carlie Needles	G	5-6	R-Sr.	Highlands Ranch, Colo.
11	Dyandria Anderson	G	5-10	So.	Viera, Fla.
13	Cassie Peoples	G	5-6	R-Sr.	San Antonio, Texas
15	Viktorija Dimaite	C	6-4	R-Sr.	Panevezys, Lithuania
20	Simone Westbrook	G	5-8	Jr.	Chandler, Ariz.
21	Eleanna Christinaki	G/F	5-1	Fr.	Athens, Greece
23	Brooke Copeland	F	6-0	So.	Cleveland, Tenn.
24	Tyshara "Ty" Fleming	C	6-4	Jr.	Virginia Beach, Va.
32	Carla Batchelor	G	5-10	Sr.	Germantown, Md.
44	Haley Lorenzen	F	6-3	So.	Iowa City, Iowa

### QUICK FACTS

**LOCATION:** Gainesville, Fla.  
**FOUNDED:** 1853  
**ENROLLMENT:** 49,785  
**PRESIDENT:** Dr. W. Kent Fuchs (Duke, 1977)  
**FACULTY REPRESENTATIVE:** Dr. Michael Sagas (Utah, 1996)  
**ATHLETIC DIRECTOR:** Jeremy Foley (Hobart College, 1974)  
**SWA:** Lynda Tealer (San Diego, 1992)  
**NICKNAME:** Gators  
**COLORS:** Orange & Blue  
**ARENA:** Stephen C. O'Connell Center (11,373)  
**ALL-TIME RECORD IN ARENA (YEARS):** 335-143 (35)

### TEAM INFORMATION

**2014-15 OVERALL RECORD (FINISH):** 13-17, 5-11 (11th)  
**LETTERWINNERS RETURNING/LOST:** 9/3  
**STARTERS RETURNING/LOST:** 4/1

### TEAM HISTORY

**ALL-TIME RECORD:** 684-527 (.564/41 years)  
**\*SEC RECORD:** 176-233 (.430)  
**SEC TOURNAMENT RECORD:** 19-34 (.358)  
**SEC CHAMPIONSHIPS:** 0  
**SEC TOURNAMENT CHAMPIONSHIPS:** 0  
**NCAA TOURNAMENT APPEARANCES:** 14 ('93, '94, '95, '96, '97, '98, '99, 2001, '02, '04, '06, '09, '12, '14)  
**NCAA TOURNAMENT RECORD:** 12-14 (.461)  
**NWIT APPEARANCES:** 1 ('85)  
**NWIT RECORD:** 2-1 (.667)  
**WNIT APPEARANCES:** 6 (2000, '05, '08, '10, '11, '13)  
**WNIT RECORD:** 12-6 (.667)

\*Regular-season games only, 1983-2015

### SCHEDULE

Nov. 13	at Temple		7:00 p.m.
Nov. 16	Florida State	SEC Network	5:30 p.m.
Nov. 21	Kennesaw State	SECN+	TBD
Nov. 24	Savannah State	SECN+	TBD
Nov. 27	1-Ball State		7:30 p.m.
Nov. 28	1-Colorado / UMass		TBD
Dec. 1	at South Alabama		8:00 p.m.
Dec. 7	Arkansas State	SECN+	TBA
Dec. 10	at Wisconsin	Big Ten Network	8:00 p.m.
Dec. 13	Robert Morris	SECN+	2:00 p.m.
Dec. 20	*at Saint Francis	SECN+	2:30 p.m.
Dec. 21	2-NC State / Eastern Kentucky	SECN+	2:30 p.m.
Dec. 30	3-UCF	SEC Network	7:00 p.m.
Jan. 3	*Mississippi State	SEC Network	1:00 p.m.
Jan. 7	*at Tennessee	SEC Network	7:30 p.m.
Jan. 10	*at Ole Miss	SEC Network	2:00 p.m.
Jan. 14	*Georgia	SECN+	7:00 p.m.
Jan. 17	*LSU	SECN+	2:00 p.m.
Jan. 21	*Alabama	SECN+	7:00 p.m.
Jan. 24	*at Missouri	SEC Network	2:00 p.m.
Jan. 28	*at Arkansas	SECN+	8:00 p.m.
Jan. 31	*Kentucky	SEC Network	1:00 p.m.
Feb. 4	*Texas A&M	SECN+	7:00 p.m.
Feb. 11	*at South Carolina	SECN+	7:00 p.m.
Feb. 14	*at Auburn	SEC Network	2:00 p.m.
Feb. 18	*Vanderbilt	SECN+	7:00 p.m.
Feb. 21	*at Georgia	SEC Network	1:00 p.m.
Feb. 25	*at LSU	SEC Network	8:30 p.m.
Feb. 28	*Auburn	SECN+	2:00 p.m.

All Times Eastern; \*SEC Game; 1-29th Omni Hotels Classic (Boulder, Colo.); 2-Gator Holiday Classic (Gainesville, Fla.); 3-SEC/AAC Challenge (Jacksonville, Fla.)



# GEORGIA

ALABAMA • ARKANSAS • AUBURN • FLORIDA • **GEORGIA** • KENTUCKY • LSU • OLE MISS

## JONI TAYLOR HEAD COACH

**HOMETOWN:** Meridian, Miss.  
**ALMA MATER:** Alabama, 2002  
**CAREER RECORD:** First Season  
**RECORD AT GEORGIA:** First Season



### COACHING CAREER:

YEAR	SCHOOL	ALL	CONF.	POSTSEASON
2015-16	First Season			

### STAFF

#### ASSISTANTS:

Karen Lange (Iowa, '96)  
Robert Mosley (Miles, '99)  
Chelsea Newton (Rutgers, '05)

**DIRECTOR OF BASKETBALL OPS.:** Meredith Mitchell (Georgia, 2012)

### MEDIA RELATIONS

**BASKETBALL SID:** Tray Littlefield  
**OFFICE PHONE:** (706) 542-9342  
**E-MAIL:** trayl@sports.uga.edu  
**PRESS ROW PHONE:** (706) 542-8052  
**ATHLETICS WEBSITE:** www.georgiadogs.com

### SOCIAL MEDIA

**TWITTER:** @UGA\_WBB      **INSTAGRAM:** UGA\_WBB  
**FACEBOOK:** UGA Women's Basketball

### TEAM ROSTER

No	Name	Pos.	Ht.	Cl.	Hometown
1	Shanea Armbrister	G	6-2	Jr.	Nassau, Bahamas
2	Terryuana Godwin	G	5-4	R-Sr.	Hogansville, Ga.
3	Tiaria Griffin	G	5-7	Sr.	Monticello, Miss.
4	Caliya Robinson	F	6-3	Fr.	Marietta, Ga.
10	Hannahkohl Almire	F	5-9	Jr.	Atlanta, Ga.
11	Pachis Roberts	G/F	5-11	R-Jr.	Powder Springs, Ga.
12	Haley Clark	G	5-9	So.	Orlando, Fla.
13	Merritt Hempe	F	6-2	Sr.	Fredericksburg, Va.
20	Shacobia Barbee	G/F	5-10	Sr.	Murfreesboro, Tenn.
23	Halle Washington	F	6-2	Jr.	Bossier City, La.
24	Marjorie Butler	G	5-8	Sr.	Knoxville, Tenn.
25	Amber Skidgel	G	6-0	Fr.	Bethlehem, Ga.
33	Mackenzie Ingram	F	6-2	So.	Powder Springs, Ga.

### QUICK FACTS

**LOCATION:** Athens, Ga.  
**FOUNDED:** 1785  
**ENROLLMENT:** 35,197  
**PRESIDENT:** Jere W. Morehead (Georgia J.D, 1980)  
**FACULTY REPRESENTATIVE:** David Shipley (Oberlin, 1972)  
**ATHLETIC DIRECTOR:** Greg McGarity (Georgia, 1976)  
**SWA:** Dr. Carla Williams (Georgia, 1989)  
**NICKNAME:** Lady Bulldogs  
**COLORS:** Red & Black  
**ARENA:** Stegeman Coliseum (10,523)  
**ALL-TIME RECORD IN ARENA (YEARS):** 430-92 (40)

### TEAM INFORMATION

**2014-15 OVERALL RECORD (FINISH):** 19-12, 6-10 (t9th)  
**LETTERWINNERS RETURNING/LOST:** 10/4  
**STARTERS RETURNING/LOST:** 4/1

### TEAM HISTORY

**ALL-TIME RECORD:** 899-384 (.700/40 years)  
**\*SEC RECORD:** 273-144 (.654)  
**SEC TOURNAMENT RECORD:** 43-31 (.581)  
**SEC CHAMPIONSHIPS:** 7 ('83, '84, '86, '91, '96, '97, 2000)  
**SEC TOURNAMENT CHAMPIONSHIPS:** 4 ('83, '84, '86, 2001)  
**NCAA TOURNAMENT APPEARANCES:** 31 ('82, '83, '84, '85, '86, '87, '88, '89, '90, '91, '93, '95, '96, '97, '98, '99, 2000, '01, '02, '03, '04, '05, '06, '07, '08, '09, '10, '11, '12, '13, '14)  
**NCAA TOURNAMENT RECORD:** 55-31 (.640)  
**NWIT APPEARANCES:** 1 ('81)  
**NWIT RECORD:** 3-0 (1.000)  
**WNIT APPEARANCES:** 0  
**WNIT RECORD:** 0-0 (.000)

\*Regular-season games only, 1983-2015

### SCHEDULE

Nov. 15	Stetson	SECN+	2:00 p.m.
Nov. 18	at Michigan State		7:30 p.m.
Nov. 22	Georgia Tech	SEC Network	4:00 p.m.
Nov. 24	Georgia Southern	SECN+	7:00 p.m.
Nov. 27	1-BYU		8:00 p.m.
Nov. 28	1-Cal State Northridge/Penn State		7:30 p.m.
Dec. 2	Mercer	SECN+	7:00 p.m.
Dec. 3	Kennesaw State	SECN+	7:00 p.m.
Dec. 6	Seton Hall	SECN+	2:00 p.m.
Dec. 8	Furman	SECN+	11:00 a.m.
Dec. 20	at Wright State		2:00 p.m.
Dec. 23	Cincinnati	SECN+	1:00 p.m.
Dec. 28	Tennessee Tech	SECN+	7:00 p.m.
Jan. 3	*at Texas A&M	SEC Network	5:00 p.m.
Jan. 7	*Missouri	SEC Network	7:00 p.m.
Jan. 10	*Kentucky	SECN+	2:00 p.m.
Jan. 14	*at Florida	SECN+	7:00 p.m.
Jan. 17	*at Alabama	SEC Network	5:00 p.m.
Jan. 21	*Mississippi State	SECN+	7:00 p.m.
Jan. 24	*LSU	SECN+	2:00 p.m.
Jan. 28	*Auburn	SEC Network	7:00 p.m.
Jan. 31	*at Vanderbilt	SECN+	3:00 p.m.
Feb. 4	*at Missouri	SECN+	8:00 p.m.
Feb. 7	*Ole Miss	SECN+	2:00 p.m.
Feb. 14	*at LSU	SECN+	3:00 p.m.
Feb. 18	*at South Carolina	SECN+	7:00 p.m.
Feb. 21	*Florida	SEC Network	1:00 p.m.
Feb. 25	*Arkansas	SEC Network	7:00 p.m.
Feb. 28	*at Tennessee	ESPN2/U	TBD

All Times Eastern; \*SEC Game; 1-Radisson Chatsworth Thanksgiving Classic (Northridge, Calif.)

## MATTHEW MITCHELL HEAD COACH

**HOMETOWN:** Louisville, Miss.  
**ALMA MATER:** Mississippi State, 1995  
**CAREER RECORD:** 224-110 (.670)  
**RECORD AT KENTUCKY:** 194-81 (.705)



### COACHING CAREER:

YEAR	SCHOOL	ALL	CONF.	POSTSEASON
2005-06	Morehead St.	16-13	11-9	
2006-07	Morehead St.	14-16	13-7	
2007-08	Kentucky	17-16	8-6	WNIT Quarterfinals
2008-09	Kentucky	16-16	5-9	WNIT Second Round
2009-10	Kentucky	28-8	11-5	NCAA Elite Eight
2010-11	Kentucky	25-9	11-5	NCAA Second Round
2011-12	Kentucky	28-7	13-3	NCAA Elite Eight
2012-13	Kentucky	30-6	13-3	NCAA Elite Eight
2013-14	Kentucky	26-9	10-6	NCAA Sweet Sixteen
2014-15	Kentucky	24-10	10-6	NCAA Second Round

### STAFF

#### ASSISTANTS:

Adeniyi Amadou (Indiana University of Pennsylvania, 2008)  
Tamika Williams (Connecticut, 2002)  
Camryn Whitaker (Western Kentucky, 2005)

**ASST. AD/BASKETBALL OPS.:** Amy Tilley (Kentucky, 2007)

### MEDIA RELATIONS

**BASKETBALL SID:** Evan Crane  
**OFFICE PHONE:** (859) 257-8431  
**E-MAIL:** wesley.crane@uky.edu  
**PRESS ROW PHONE:** (859) 323-5900  
**ATHLETICS WEBSITE:** www.UKathletics.com

### SOCIAL MEDIA

**TWITTER:** @UKHoopCats      **INSTAGRAM:** @UKHoopCats  
**FACEBOOK:** UKHoops

### TEAM ROSTER

No	Name	Pos.	Ht.	Cl.	Hometown
1	Batouly Camara	F	6-2	Fr.	New York, N.Y.
2	Ivana Jakubcova	C	6-6	Sr.	Bratislava, Slovakia
3	Janee Thompson	PG	5-7	Sr.	Chicago, Ill.
4	Maci Morris	G	6-0	Fr.	Pineville, Ky.
5	Kyvin Goodin-Rogers	F	6-1	Jr.	Lebanon, Ky.
11	Morgan Rich	G	5-10	Fr.	Scottsville, Ky.
13	Evelyn Akhator	F/C	6-3	Jr.	Lagos, Nigeria
15	Linnae Harper	G	5-8	Jr.	Chicago, Ill.
24	Taylor Murray	PG	5-6	Fr.	Odenton, Md.
25	Makayla Epps	G	5-10	Jr.	Lebanon, Ky.
35	Alexis Jennings	F/C	6-2	So.	Madison, Ala.
45	Alyssa Rice	C	6-3	So.	Reynoldsburg, Ohio

### QUICK FACTS

**LOCATION:** Lexington, Ky.  
**FOUNDED:** 1865  
**ENROLLMENT:** 30,000  
**PRESIDENT:** Dr. Eli Capilouto (Alabama, 1971)  
**FACULTY REPRESENTATIVE:** Joseph Fink III  
(Philadelphia College of Pharmacy and Science, 1970)  
**ATHLETIC DIRECTOR:** Mitch Barnhart (Ottawa University, 1981)  
**SWA:** Sandy Bell (George Peabody College, 1970)  
**NICKNAME:** Wildcats  
**COLORS:** Blue & White  
**ARENA:** Memorial Coliseum (8,000)  
**ALL-TIME RECORD IN ARENA (YEARS):** 400-148 (40)

### TEAM INFORMATION

**2014-15 OVERALL RECORD (FINISH):** 24-10, 10-6 (5th)  
**LETTERWINNERS RETURNING/LOST:** 6/5  
**STARTERS RETURNING/LOST:** 3/2

### TEAM HISTORY

**ALL-TIME RECORD:** 771-514 (.600/41 years)  
**\*SEC RECORD:** 178-231 (.435)  
**SEC TOURNAMENT RECORD:** 31-37 (.455)  
**SEC CHAMPIONSHIPS:** 2 ('82, 2012)  
**SEC TOURNAMENT CHAMPIONSHIPS:** 1 ('82)  
**NCAA TOURNAMENT APPEARANCES:** 12 ('82, '83, '86, '91, '99, 2006, '10, '11, '12, '13, '14, '15)  
**NCAA TOURNAMENT RECORD:** 17-12 (.586)  
**NWIT APPEARANCES:** 2 ('78, '90)  
**NWIT RECORD:** 5-1 (.833)  
**WNIT APPEARANCES:** 4 (2005, '07, '08, '09)  
**WNIT RECORD:** 8-4 (.667)

\*Regular-season games only, 1983-2015

### SCHEDULE

Nov. 13	Rice	SECN+	7:00 p.m.
Nov. 15	at Arizona State	PAC-12 Network	5:30 p.m.
Nov. 18	Morehead State	SECN+	7:00 p.m.
Nov. 22	Colorado	SECN+	2:00 p.m.
Nov. 25	Eastern Michigan	SECN+	12:00 p.m.
Nov. 29	Jackson State	SECN+	2:00 p.m.
Dec. 2	at Northern Kentucky		7:00 p.m.
Dec. 10	^ Louisville	SEC Network	7:00 p.m.
Dec. 13	at Middle Tennessee		3:00 p.m.
Dec. 20	^ Duke	SEC Network	7:00 p.m.
Dec. 28	Tennessee State	SEC Network	7:00 p.m.
Jan. 3	*at Auburn	SECN+	3:00 p.m.
Jan. 7	*Alabama	SEC Network	7:00 p.m.
Jan. 10	*at Georgia	SECN+	2:00 p.m.
Jan. 14	*South Carolina	SEC Network	7:00 p.m.
Jan. 17	*Auburn	SEC Network	1:00 p.m.
Jan. 21	*at Florida	SEC Network	9:00 p.m.
Jan. 25	*Tennessee	ESPN2	7:00 p.m.
Jan. 28	*Vanderbilt	SECN+	7:00 p.m.
Jan. 31	*at Florida	SEC Network	1:00 p.m.
Feb. 4	*at South Carolina	SEC Network	7:00 p.m.
Feb. 7	*LSU	SEC Network	12:00 p.m.
Feb. 14	*at Vanderbilt	SEC Network	4:00 p.m.
Feb. 18	*at Mississippi State	SEC Network	7:00 p.m.
Feb. 21	*Arkansas	SEC Network	3:00 p.m.
Feb. 25	*Missouri	SEC Network	7:00 p.m.
Feb. 28	*at Texas A&M	ESPN/2/ESPNU	TBA

All Times Eastern; \*SEC Game; ^ at Rupp Arena.

## NIKKI CALDWELL HEAD COACH

**HOMETOWN:** Oak Ridge, Tenn.  
**ALMA MATER:** Tennessee, 1994  
**CAREER RECORD:** 155-76 (.670)  
**RECORD AT LSU:** 83-50 (.624)



### COACHING CAREER:

YEAR	SCHOOL	ALLCONF.	POSTSEASON
2008-09	UCLA	19-12	9-9
2009-10	UCLA	25-9	15-3 NCAA Second Round
2010-11	UCLA	28-5	16-2 NCAA Second Round
2011-12	LSU	23-11	10-6 NCAA Second Round
2012-13	LSU	22-12	10-6 NCAA Sweet 16
2013-14	LSU	21-13	7-9 NCAA Sweet 16
2014-15	LSU	17-14	10-6 NCAA First Round

### STAFF

#### ASSISTANTS:

Tasha Butts (Tennessee, 2004)  
Charlene Thomas-Swinson (Auburn, 1992)  
Tony Perotti (Tennessee, 1999)

**DIRECTOR OF BASKETBALL OPS.:** Shaqueta Williams (Duke, 1998)

### MEDIA RELATIONS

**BASKETBALL SID:** TBD  
**OFFICE PHONE:** (225) 578-1869  
**E-MAIL:** TBD  
**PRESS ROW PHONE:** (225) 578-8226  
**ATHLETICS WEBSITE:** www.LSUSports.net

### SOCIAL MEDIA

**TWITTER:** @LSUwbkb      **INSTAGRAM:** LSUwbkb  
**FACEBOOK:** LSUwbkb      **YOUTUBE:** LSU WBB

### TEAM ROSTER

No	Name	Pos.	Ht.	Cl.	Hometown
0	Chloe Jackson	G	5-9	So.	Upper Marlboro, Md.
1	Jenna Deemer	G	5-7	So.	New Orleans, La.
2	Shanice Norton	G	5-8	Fr.	London, England
3	Akilah Bethel	G	6-0	Sr.	Baltimore, Md.
4	Anne Pedersen	G	6-1	Sr.	Copenhagen, Denmark
5	Ayana Mitchell	F	6-2	Fr.	Conyers, Ga.
10	Jasmine Rhodes	G	5-10	Jr.	Mobile, Ala.
11	Raigyne Moncrief	G	5-10	Jr.	Fort Lauderdale, Fla.
13	Rina Hill	G	5-7	Jr.	Nagoya-Shi, Japan
20	Alexis Hyder	F	5-11	Jr.	Austin, Texas
23	Stephanie Amichia	F	6-1	So.	Suwanee, Ga.
31	Ann Jones	F	6-3	Sr.	Jackson, Tenn.
35	Alliyah Fareo	C/F	6-3	So.	Sydney, Australia
44	Tatum Neubert	F	6-2	So.	Elizabeth, Colo.

### QUICK FACTS

**LOCATION:** Baton Rouge, La.  
**FOUNDED:** 1860  
**ENROLLMENT:** 30,451  
**PRESIDENT/CHANCELLOR:** Dr. F. King Alexander (St. Lawrence, 1987)  
**FACULTY REPRESENTATIVE:** Dr. Bill DeMastes (Georgia, 1979)  
**ATHLETIC DIRECTOR:** Joe Alleva (Lehigh, 1975)  
**SWA:** Miriam Segar (LSU, 1997)  
**NICKNAME:** Lady Tigers  
**COLORS:** Purple & Gold  
**ARENA:** Pete Maravich Assembly Center (13,215)  
**ALL-TIME RECORD IN ARENA (YEARS):** 453-123 (40)

### TEAM INFORMATION

**2014-15 OVERALL RECORD (FINISH):** 17-14, 10-6 (t4th)  
**LETTERMEN RETURNING/LOST:** 9/3  
**STARTERS RETURNING/LOST:** 3/2

### TEAM HISTORY

**ALL-TIME RECORD:** 857-408 (.677/40 years)  
**\*SEC RECORD:** 247-1637 (.602)  
**SEC TOURNAMENT RECORD:** 34-34 (.500)  
**SEC CHAMPIONSHIPS:** 3 (2005, '06, '08)  
**SEC TOURNAMENT CHAMPIONSHIPS:** 2 ('91, '03)  
**NCAA TOURNAMENT APPEARANCES:** 24 ('84, '86, '87, '88, '89, '90, '91, '97, '99, 2000, '01, '02, '03, '04, '05, '06, '07, '08, '09, '10, '12, '13, '14, '15)  
**NCAA TOURNAMENT RECORD:** 43-24 (.641)  
**NWIT APPEARANCES:** 2 ('85, '96)  
**NWIT RECORD:** 5-1 (.833)  
**WNIT APPEARANCES:** 1 ('98)  
**WNIT RECORD:** 2-1 (.667)

\*Regular-season games only, 1983-2015

### SCHEDULE

Nov. 13	at Wake Forest		4:00 p.m.
Nov. 15	UL-Monroe	SECN+	3:00 p.m.
Nov. 18	at Arkansas-Little Rock	CST	7:15 p.m.
Nov. 21	Long Beach State	SECN+	2:00 p.m.
Nov. 23	at Tulane		7:00 p.m.
Nov. 27	1-Purdue	CST	6:30 p.m.
Nov. 28	1-Louisville / Marist	CST	TBA
Nov. 29	1-TBD	CST	TBA
Dec. 1	Texas Southern	SECN+	11:00 a.m.
Dec. 13	UC Santa Barbara	SEC Network	3:00 p.m.
Dec. 19	at Rutgers	Big Ten Network	1:00 p.m.
Dec. 21	at Connecticut	SNY	6:00 p.m.
Dec. 28	Samford	SECN+	7:00 p.m.
Jan. 3	*at Alabama	SEC Network	2:00 p.m.
Jan. 7	*Ole Miss	SEC Network	7:30 p.m.
Jan. 10	*Texas A&M	SEC Network	3:00 p.m.
Jan. 14	*at Vanderbilt	SECN+	7:00 p.m.
Jan. 17	*at Florida	SECN+	6:00 p.m.
Jan. 21	*Arkansas	SECN+	7:00 p.m.
Jan. 24	*at Georgia	SECN+	1:00 p.m.
Jan. 28	*at Missouri	SECN+	7:00 p.m.
Feb. 1	*Auburn	SEC Network	6:00 p.m.
Feb. 4	*Mississippi St.	SEC Network	8:00 p.m.
Feb. 7	*at Kentucky	SEC Network	11:00 a.m.
Feb. 14	*Georgia	SECN+	2:00 p.m.
Feb. 18	*at Texas A&M	SEC Network	8:00 p.m.
Feb. 21	*Tennessee	ESPNU	1:00 p.m.
Feb. 25	*Florida	SEC Network	7:30 p.m.
Feb. 28	*at South Carolina	ESPN2/U	TBA

All Times Central; \*SEC Game; 1-Gulf Coast Showcase (Estero, Fla.)

## MATT INSELL HEAD COACH

**HOMETOWN:** Shelbyville, Tenn.  
**ALMA MATER:** Middle Tennessee, 2007  
**CAREER RECORD:** 31-34 (.476)  
**RECORD AT OLE MISS:** 31-34 (.476)



### COACHING CAREER:

YEAR	SCHOOL	ALL	CONF.	POSTSEASON
2013-14	Ole Miss	12-20	2-14	
2014-15	Ole Miss	19-14	7-9	WNIT Third Round

### STAFF

#### ASSISTANTS:

Brittany Hudson (Georgia State, 2008)  
 Todd Schafer (Thomas More, 1995)  
 Alex Simmons (Tennessee, 2008)

#### DIRECTOR OF BASKETBALL OPS:

Eric White (Montevallo, 1996)

### MEDIA RELATIONS

**BASKETBALL SID:** Jessica Poole  
**OFFICE PHONE:** (662) 915-7896  
**E-MAIL:** jepoole1@olemiss.edu  
**PRESS ROW PHONE:** (662) 236-1931  
**ATHLETICS WEBSITE:** www.OleMissSports.com

### SOCIAL MEDIA

**TWITTER:** @OleMissWBB      **INSTAGRAM:** OleMiss\_WBB  
**FACEBOOK:** OleMissWomensBasketball      **YOUTUBE:** Ole Miss Sports

### TEAM ROSTER

No	Name	Pos.	Ht.	Cl.	Hometown
00	Kiara Golden	G	5-8	So.	Olive Branch, Miss.
2	Jonell Williams	F/C	6-3	Fr.	Palatka, Fla.
3	A'Queen Hayes	G	5-8	So.	Horn Lake, Miss.
4	Precious Person	G/F	6-1	R-Jr.	Jonesboro, Ga.
5	Erika Sisk	G	5-9	Jr.	Oxford, Miss.
10	Cecilia Muhate Pena	F/C	6-2	Fr.	Madrid, Spain
11	Shequila Joseph	F	6-3	Jr.	London, England
15	Kelsey Briggs	F	6-3	So.	Memphis, Tenn.
20	Madinah Muhammad	G	5-8	Fr.	Chicago, Ill.
23	Shandricka Sessom	G	5-10	So.	Byhalia, Miss.
24	Bretta Hart	F	6-1	Jr.	Poplarville, Miss.
25	Alissa Alston	G	5-8	Fr.	New Haven, Conn.
44	Torri Lewis	G	5-11	Fr.	Olive Branch, Miss.

### QUICK FACTS

**LOCATION:** Oxford, Miss..  
**FOUNDED:** 1848  
**ENROLLMENT:** 23,838  
**CHANCELLOR (Acting):** Dr. Morris Stocks (Trevecca Nazarene, 1977)  
**FACULTY REPRESENTATIVE:** Dr. Ron Rychlak (Wabash College, 1980)  
**ATHLETIC DIRECTOR:** Ross Bjork (Emporia State, 1995)  
**SWA:** Lynnette Johnson (East Carolina, 1988)  
**NICKNAME:** Rebels  
**COLORS:** Cardinal Red & Navy Blue  
**ARENA:** C.M. Tad Smith Coliseum (8,867) / The Pavilion at Ole Miss (9,500)  
**ALL-TIME RECORD IN ARENA (YEARS):** 403-123 (41) / 0-0 (.000)

### TEAM INFORMATION

**2014-15 OVERALL RECORD (FINISH):** 119-14, 7-9 (17th)  
**LETTERMEN RETURNING/LOST:** 7/5  
**STARTERS RETURNING/LOST:** 2/3

### TEAM HISTORY

**ALL-TIME RECORD:** 784-473 (.623/41 years)  
**\*SEC RECORD:** 173-236 (.422)  
**SEC TOURNAMENT RECORD:** 26-35 (.426)  
**SEC CHAMPIONSHIPS:** 1 ('92)  
**SEC TOURNAMENT CHAMPIONSHIPS:** 0  
**NCAA TOURNAMENT APPEARANCES:** 17 ('82, '83, '84, '85, '86, '87, '88, '89, '90, '91, '92, '94, '95, '96, 2004, '05, '07)  
**NCAA TOURNAMENT RECORD:** 18-17 (.514)  
**NWIT APPEARANCES:** 0  
**NWIT RECORD:** 0-0 (.000)  
**WNIT APPEARANCES:** 6 ('99, 2001, '06, '09, '10, '15)  
**WNIT RECORD:** 4-6 (.400)

\*Regular-season games only, 1983-2015

### SCHEDULE

Nov. 13	Miss. Valley State	SECN+	11: 00 a.m.
Nov. 15	UL-Lafayette	SEC Network	7:00 p.m.
Nov. 19	Missouri State	SECN+	6:00 p.m.
Nov. 22	at Middle Tennessee	Fox Sports	1:00 p.m.
Nov. 27	at Stony Brook		1:00 p.m.
Nov. 29	at Wagner		TBA
Dec. 2	Western Kentucky	SECN+	6:00 p.m.
Dec. 6	Arkansas-Pine Bluff	SECN+	2:00 p.m.
Dec. 12	at Southern Miss		4:00 p.m.
Dec. 14	New Orleans	SECN+	6:00 p.m.
Dec. 16	Tulane	SECN+	6:00 p.m.
Dec. 19	McNeese State	SECN+	12:00 p.m.
Dec. 29	Alabama A&M	SECN+	6:00 p.m.
Jan. 3	Vanderbilt	SECN+	2:00 p.m.
Jan. 7	at LSU	SEC Network	7:30 p.m.
Jan. 10	Florida	SEC Network	1:00 p.m.
Jan. 14	at Texas A&M	SECN+	7:00 p.m.
Jan. 18	at Mississippi State	SEC Network	6:00 p.m.
Jan. 21	Kentucky	SEC Network	8:00 p.m.
Jan. 28	at South Carolina	SECN+	6:00 p.m.
Jan. 31	Missouri	SEC Network	4:00 p.m.
Feb. 4	at Alabama	SECN+	6:00 p.m.
Feb. 7	at Georgia	SECN+	1:00 p.m.
Feb. 11	Auburn	SECN+	6:00 p.m.
Feb. 15	Texas A&M	SEC Network	6:00 p.m.
Feb. 18	at Tennessee	SECN+	6:00 p.m.
Feb. 21	Mississippi State	ESPN2	4:00 p.m.
Feb. 25	South Carolina	SEC Network	8:00 p.m.
Feb. 28	at Arkansas	SEC Network	3:00 p.m.

All Times Central; \*SEC Game.



# MISSISSIPPI STATE

ALABAMA • ARKANSAS • AUBURN • FLORIDA • GEORGIA • KENTUCKY • LSU • OLE MISS

## VIC SCHAEFER HEAD COACH

**HOMETOWN:** Houston, Texas  
**ALMA MATER:** Texas A&M, 1984  
**CAREER RECORD:** 142-148 (.489)  
**RECORD AT MISSISSIPPI STATE:** 62-38 (.620)



### COACHING CAREER:

YEAR	SCHOOL	ALL	CONF.	POSTSEASON
1990-91	Sam Houston St.	11-16	5-9	
1991-92	Sam Houston St.	9-18	5-13	
1992-93	Sam Houston St.	6-20	3-15	
1993-94	Sam Houston St.	10-17	4-14	
1994-95	Sam Houston St.	13-14	10-8	
1995-96	Sam Houston St.	18-10	13-5	
1996-97	Sam Houston St.	13-15	8-8	
2012-13	Mississippi State	13-17	5-11	
2013-14	Mississippi State	22-14	5-11	WNIT Quarterfinals
2014-15	Mississippi State	27-7	11-5	NCAA Second Round

### STAFF

#### ASSOCIATE HEAD COACH:

Johnnie Harris (Arkansas Baptist, 1996)

#### ASSISTANTS:

Dionnah Jackson (Oklahoma, 2005)

Elena Lovato (Pittsburg State, 2008)

#### DIRECTOR OF BASKETBALL OPS:

Maryann Baker (Texas A&M, 2011)

### MEDIA RELATIONS

**BASKETBALL SID:** Brock Turnipseed

**OFFICE PHONE:** (662) 325-7556

**E-MAIL:** bturnipseed@athletics.msstate.edu

**PRESS ROW PHONE:** (662) 325-3776

**ATHLETICS WEBSITE:** www.HailState.com

### SOCIAL MEDIA

**TWITTER:** @hailstateWBK

**INSTAGRAM:** HailStateWBK

**FACEBOOK:** hailstateWBK

**YOUTUBE:** mstateathletics

### TEAM ROSTER

No	Name	Pos.	Ht.	Cl.	Hometown
00	Dominique Dillingham	G	5-9	Jr.	Spring, Texas
1	Blair Schaefer	G	5-7	So.	Starkville, Miss.
2	Morgan William	G	5-5	So.	Birmingham, Ala.
3	Breanna Richardson	F	6-1	Jr.	Conyers, Ga.
5	Sherise Williams	F	6-1	Sr.	St. Louis, Mo.
10	Jazzmun Holmes	G	5-8	Fr.	Gulfport, Miss.
11	Roshunda Johnson	G	5-7	Jr.	Little Rock, Ark.
12	Jazmine Spears	F	6-0	Jr.	New Albany, Miss.
13	Ketara Chapel	F	6-1	Jr.	Temple, Texas
15	Teaira McCowan	C	6-7	Fr.	Brenham, Texas
23	Kayla Nevitt	G	5-10	So.	Houston, Texas
25	Zion Campbell	C	6-3	Fr.	Washington, D.C.
35	Victoria Vivians	F	6-1	So.	Carthage, Miss.
44	LaKaris Salter	F	6-1	So.	Tallahassee, Fla.
45	Chinwe Okorie	C	6-5	Jr.	Lagos, Nigeria

### QUICK FACTS

**LOCATION:** Starkville, Miss.  
**FOUNDED:** 1878  
**ENROLLMENT:** 20,363  
**PRESIDENT:** Dr. Mark Keenum (Mississippi State, 1984)  
**FACULTY REPRESENTATIVE:** Dr. Steven C. Turner (Virginia Tech, 1986)  
**ATHLETIC DIRECTOR:** Scott Stricklin (Mississippi State, 1992)  
**SWA:** Ann Carr (Mississippi State, 1990)  
**NICKNAME:** Bulldogs  
**COLORS:** Maroon & White  
**ARENA:** Humphrey Coliseum (10,500)  
**ALL-TIME RECORD IN ARENA (YEARS):** 354-192 (40)

### TEAM INFORMATION

**2014-15 OVERALL RECORD (FINISH):** 22-14, 5-11 (13th)  
**LETTERWINNERS RETURNING/LOST:** 10/4  
**STARTERS RETURNING/LOST:** 4/2

### TEAM HISTORY

**ALL-TIME RECORD:** 591-597 (.497/41 years)  
**\*SEC RECORD:** 133-276 (.325)  
**SEC TOURNAMENT RECORD:** 15-36 (.294)  
**SEC CHAMPIONSHIPS:** 0  
**SEC TOURNAMENT CHAMPIONSHIPS:** 0  
**NCAA TOURNAMENT APPEARANCES:** 7 ('99, 2000, '02, '03, '09, '10, '15)  
**NCAA TOURNAMENT RECORD:** 7-7 (.500)  
**NWIT APPEARANCES:** 1 ('88)  
**NWIT RECORD:** 1-2 (.333)  
**WNIT APPEARANCES:** 6 ('98, 2001, '05, '07, '08, '14)  
**WNIT RECORD:** 6-6 (.500)

\*Regular-season games only, 1983-2015

### SCHEDULE

Nov. 13	Samford	SECN+	5:15 p.m.
Nov. 21	Grambling	SECN+	TBA
Nov. 24	Mississippi Valley State	SECN+	7:00 p.m.
Nov. 27	Norfolk State	SECN+	6:00 p.m.
Nov. 29	Savannah State	SECN+	2:00 p.m.
Dec. 2	at Texas	LHN	7:00 p.m.
Dec. 6	Tennessee State	SECN+	2:00 p.m.
Dec. 13	at Louisiana Tech		3:00 p.m.
Dec. 16	Southern Miss	SECN+	7:00 p.m.
Dec. 19	1-Florida Gulf Coast		10:00 a.m.
Dec. 20	1-Western Michigan		12:15 p.m.
Dec. 21	1-SMU		12:15 p.m.
Dec. 28	SE Louisiana	SECN+	7:00 p.m.
Dec. 30	2-South Florida	SEC Network	3:30 p.m.
Jan. 3	*at Florida	SEC Network	12:00 p.m.
Jan. 7	*Auburn	SEC Network	7:30 p.m.
Jan. 10	*Arkansas	SECN+	2:00 p.m.
Jan. 14	*at Missouri		7:00 p.m.
Jan. 18	*Ole Miss	SEC Network	6:00 p.m.
Jan. 21	*at Georgia	SECN+	6:00 p.m.
Jan. 24	*South Carolina	ESPN2	4:00 p.m.
Jan. 28	*Tennessee	SEC Network	8:00 p.m.
Jan. 31	*at Arkansas	SECN+	2:00 p.m.
Feb. 4	*at LSU	SEC Network	8:00 p.m.
Feb. 7	*Missouri	SECN+	2:00 p.m.
Feb. 11	*at Texas A&M	SEC Network	6:00 p.m.
Feb. 18	*Kentucky	SEC Network	6:00 p.m.
Feb. 21	*at Ole Miss	ESPN2	4:00 p.m.
Feb. 25	*at Vanderbilt	SEC Network	7:00 p.m.
Feb. 28	*Alabama	SECN+	2:00 p.m.

All Times Central; \*SEC Game; 1-Puerto Rico Classic (San Juan, P.R.); 2-SEC/AAC Challenge (Jacksonville, Fla.)



## ROBIN PINGETON HEAD COACH

**HOMETOWN:** Atkins, Iowa  
**ALMA MATER:** St. Ambrose, 1990  
**CAREER RECORD:** 414-236 (.637)  
**RECORD AT MISSOURI:** 79-79 (.500)



### COACHING CAREER:

YEAR	SCHOOL	ALL	CONF.	POSTSEASON
1992-93	St. Ambrose	22-8	11-1	
1993-94	St. Ambrose	25-7	10-2	NAIA
1994-95	St. Ambrose	19-11	N/A	
1995-96	St. Ambrose	29-6	14-0	NAIA
1996-97	St. Ambrose	27-7	10-2	NAIA
1997-98	St. Ambrose	20-15	8-4	
1998-99	St. Ambrose	19-15	8-2	NAIA
1999-2000	St. Ambrose	30-7	11-1	NAIA
2003-04	Illinois St.	16-13	9-9	
2004-05	Illinois St.	13-18	7-11	NCAA First Round
2005-06	Illinois St.	12-16	7-11	
2006-07	Illinois St.	22-11	13-5	WNIT Second Round
2007-08	Illinois St.	26-7	13-5	NCAA First Round
2008-09	Illinois St.	27-8	15-3	WNIT Semifinals
2009-10	Illinois St.	28-8	16-2	WNIT Semifinals
2010-11	Missouri	13-18	5-11	
2011-12	Missouri	13-18	2-16	
2012-13	Missouri	17-15	6-10	WNIT First Round
2013-14	Missouri	17-14	6-10	WNIT First Round
2014-15	Missouri	19-14	7-9	WNIT Third Round

### STAFF

#### ASSISTANTS:

RaeShara Brown (Missouri, 2011)  
 Michael Porter (New Orleans, 1989)  
 Jenny Putnam (St. Ambrose, 2001)

#### DIRECTOR OF BASKETBALL OPS:

Heather Buechter (Illinois State, 2008)

### MEDIA RELATIONS

**BASKETBALL SID:** Tyler Koonce  
**OFFICE PHONE:** (573) 884-9486  
**E-MAIL:** kooncet@missouri.edu  
**PRESS ROW PHONE:** (573) 882-1442  
**ATHLETICS WEBSITE:** www.MUTigers.com

### SOCIAL MEDIA

**TWITTER:** @MizzouWBB      **INSTAGRAM:** MizzouWBB  
**FACEBOOK:** MizzouWBB      **YOUTUBE:** MissouriWBB

### TEAM ROSTER

No	Name	Pos.	Ht.	Cl.	Hometown
1	Lianna Doty	G	5-7	Sr.	St. Louis, Mo
2	Morgan Stock	G	6-1	Sr.	Town & Country, Mo.
3	Sophie Cunningham	G	6-1	Fr.	Columbia, Mo.
4	Bri Porter	F	6-3	So.	Columbia, Mo.
10	Maddie Stock	G	6-0	Sr.	Town & Country, Mo.
11	Lindsey Cunningham	G	6-0	R-Jr.	Columbia, Mo.
12	Michelle Hudyn	F	6-2	Sr.	Kitchener, Ontario
13	Hannah Schuchts	F	6-2	Fr.	Tallahassee, Fla.
15	Carrie Shephard	F	5-4	So.	Steele, Mo.
20	Kayla McDowell	F	6-2	R-So.	Cincinnati, Ohio
21	Cierra Porter	F	6-4	Fr.	Columbia, Mo.
22	Jordan Frericks	F	6-1	Jr.	Quincy, Ill.
23	Juanita Robinson	G	5-10	Sr.	Chicago, Ill.
24	Sierra Michaelis	G	5-10	Jr.	Mercer, Mo.

### QUICK FACTS

**LOCATION:** Columbia, Mo.  
**FOUNDED:** 1839  
**ENROLLMENT:** 34,935  
**NICKNAME:** Tigers  
**COLORS:** Black & Old Gold  
**CHANCELLOR:** R. Bowen Loflin (Texas A&M, 1975)  
**FACULTY ATHLETIC REP:** Lori Franz (Nebraska, 1968)  
**ATHLETICS DIRECTOR:** Mack Rhoades (Arizona, 1993)  
**SWA:** Sarah Reesman (Missouri, 1986)  
**ARENA (CAPACITY):** Mizzou Arena (15,061)  
**ALL-TIME RECORD IN ARENA (YEARS):** 109-66 (11)

### TEAM INFORMATION

**2014-15 OVERALL RECORD (FINISH):** 19-14, 7-9 (7th)  
**LETTERWINNERS RETURNING/LOST:** 11/2  
**STARTERS RETURNING/LOST:** 4/1

### TEAM HISTORY

**ALL-TIME RECORD:** 695-525 (.569/40 years)  
**\*SEC RECORD:** 19-29 (.395)  
**SEC TOURNAMENT RECORD:** 0-2 (.000)  
**SEC CHAMPIONSHIPS:** 0  
**SEC TOURNAMENT CHAMPIONSHIPS:** 0  
**NCAA TOURNAMENT APPEARANCES:** 6 ('85, '86, '94, 2000, '04, '06)  
**NCAA TOURNAMENT RECORD:** 4-9 (.308)  
**NWIT APPEARANCES:** 0  
**NWIT RECORD:** 0-0 (.000)  
**WNIT APPEARANCES:** 7 (2000, '02, '03, '07, '13, '14, '15)  
**WNIT RECORD:** 5-7 (.417)

\*Regular-season games only, 2013-2015

### SCHEDULE

Nov. 13	at Missouri State		7:05 p.m.
Nov. 16	Arkansas-Pine Bluff	SECN+	7:00 p.m.
Nov. 18	at Wichita State		7:05 p.m.
Nov. 22	Wake Forest	SEC Network	7:00 p.m.
Nov. 24	SIU Edwardsville	SECN+	7:00 p.m.
Nov. 27	1-Northeastern		2:00 p.m.
Nov. 28	1-at Saint Mary's		4:00 p.m.
Dec. 2	Southeast Missouri	SECN+	7:00 p.m.
Dec. 7	Loyola Marymount	SECN+	7:00 p.m.
Dec. 12	at Colorado		2:30 p.m.
Dec. 20	Lamar	SECN+	2:00 p.m.
Dec. 21	Texas State	SECN+	7:00 p.m.
Dec. 29	Charlotte	SECN+	TBD
Jan. 4	*Tennessee	SEC Network	6:00 p.m.
Jan. 7	*at Georgia	SECN+	6:00 p.m.
Jan. 10	*at South Carolina	SEC Network	11:00 a.m.
Jan. 14	*Mississippi State	SECN+	7:00 p.m.
Jan. 17	*at Arkansas	SEC Network	2:00 p.m.
Jan. 21	*at Texas A&M	SECN+	7:00 p.m.
Jan. 24	*Florida	SEC Network	1:00 p.m.
Jan. 28	*LSU	SECN+	7:00 p.m.
Jan. 31	*at Ole Miss	SEC Network	4:00 p.m.
Feb. 4	*Georgia	SECN+	7 p.m.
Feb. 7	*at Mississippi State	SECN+	2 p.m.
Feb. 11	*Alabama	SECN+	7 p.m.
Feb. 14	*Arkansas	SECN+	2 p.m.
Feb. 21	*at Auburn	SECN+	2 p.m.
Feb. 25	*at Kentucky	SECN+	6 p.m.
Feb. 28	*Vanderbilt	SEC Network	1 p.m.

All Times Central; \*SEC Game; 1-Saint Mary's Thanksgiving College Tournament (Moraga, Calif.)



# SOUTH CAROLINA

ALABAMA • ARKANSAS • AUBURN • FLORIDA • GEORGIA • KENTUCKY • LSU • OLE MISS

## DAWN STALEY HEAD COACH

**HOMETOWN:** Philadelphia, Pa.  
**ALMA MATER:** Virginia, 1992  
**CAREER RECORD:** 327-154 (.680)  
**RECORD AT SOUTH CAROLINA:** 155-74 (.677)



### COACHING CAREER:

YEAR	SCHOOL	ALL	CONF.	POSTSEASON
2000-01	Temple	19-11	11-5	WNIT First Round
2001-02	Temple	20-11	12-4	NCAA First Round
2002-03	Temple	14-15	9-7	
2003-04	Temple	21-10	14-2	NCAA First Round
2004-05	Temple	28-4	16-0	NCAA Second Round
2005-06	Temple	24-8	12-4	NCAA First Round
2006-07	Temple	25-8	13-1	NCAA Second Round
2007-08	Temple	21-13	12-2	NCAA First Round
2008-09	South Carolina	10-18	2-12	
2009-10	South Carolina	14-15	7-9	
2010-11	South Carolina	18-15	8-8	WNIT Second Round
2011-12	South Carolina	25-10	10-6	NCAA Sweet 16
2012-13	South Carolina	25-8	11-5	NCAA Second Round
2013-14	South Carolina	29-5	14-2	NCAA Sweet 16
2014-15	South Carolina	34-3	15-1	NCAA Final Four

### STAFF

#### ASSOCIATE HEAD COACH:

Lisa Boyer (Ithaca, 1972)

#### ASSISTANTS:

Nikki McCray-Penson (Tennessee, 1995)

Fred Chmiel (Excelsior, 2001)

#### DIRECTOR OF BASKETBALL OPS:

Cynthia Jordan (Temple, 2004)

### MEDIA RELATIONS

**BASKETBALL SID:** Diana Koval

**OFFICE PHONE:** (803) 777-7977

**E-MAIL:** dkoval@mailbox.sc.edu

**PRESS ROW PHONE:** (803) 777-6182

**ATHLETICS WEBSITE:** www.GamecocksOnline.com

### SOCIAL MEDIA

**TWITTER:** @GamecockWBB

**YOUTUBE:** GamecocksOnline

**FACEBOOK:** GamecockWBB

**INSTAGRAM:** GamecockWBB

### TEAM ROSTER

No	Name	Pos.	Ht.	Cl.	Hometown
0	Shay Colley	G	5-8	Fr.	Brampton, Ontario
1	Bianca Cuevas	G	5-6	So.	Bronx, N.Y.
3	Kaydra Duckett	G	5-8	So.	Columbia, S.C.
4	Doniyah Cliney	G	6-0	R-Fr.	Newark, N.J.
5	Khadijah Sessions	G	5-8	Sr.	Myrtle Beach, S.C.
15	Tiffany Davis	G	5-7	Jr.	Houston Texas
22	A'ja Wilson	F	6-5	So.	Hopkins, S.C.
23	Tina Roy	G	5-11	Sr.	Kaplan, La.
24	Sarah Imovbioh	F	6-2	Sr.	Abuja, Nigera
25	Tiffany Mitchell	G	5-9	Sr.	Charlotte, N.C.
31	Asia Dozier	G/F	6-0	Sr.	Columbia, S.C.
40	Jatarie White	F	6-4	So.	Charlotte, N.C.
41	Alaina Coates	C	6-4	Jr.	Irmo, S.C.
44	India Farmer	F	6-0	Jr.	North Myrtle Beach, S.C.

### QUICK FACTS

**LOCATION:** Columbia, S.C.

**FOUNDED:** 1801

**ENROLLMENT:** 32,972

**PRESIDENT:** Dr. Harris Pastides (Albany, 1975)

**FACULTY ATHLETIC REP:** Dr. Valinda Littlefield (NC Central, 1987)

**ATHLETICS DIRECTOR:** Ray Tanner (N.C. State, 1980)

**SWA:** Judy Van Horn (Central Michigan, 1981)

**NICKNAME:** Gamecocks

**COLORS:** Garnet & Black

**ARENA (CAPACITY):** Colonial Life Arena (18,000)

**ALL-TIME RECORD IN ARENA (YEARS):** 149-58 (13)

### TEAM INFORMATION

**2014-15 OVERALL RECORD (FINISH):** 34-3 15-1 (Co-Champion)

**LETTERMEN RETURNING/LOST:** 11/3

**STARTERS RETURNING/LOST:** 3/2

### TEAM HISTORY

**ALL-TIME RECORD:** 735-503 (.594/41 years)

**\*SEC RECORD:** 131-200 (.396)

**SEC TOURNAMENT RECORD:** 11-23 (.323)

**SEC CHAMPIONSHIPS:** 2 (2014, '15)

**SEC TOURNAMENT CHAMPIONSHIPS:** 1 (2015)

**NCAA TOURNAMENT APPEARANCES:** 12 ('82, '86, '88, '89, '90, '91, 2002, '03, '12, '13, '14, '15)

**NCAA TOURNAMENT RECORD:** 17-12 (.586)

**WNIT APPEARANCES:** 1 ('79)

**WNIT RECORD:** 3-0 (1.000)

**WNIT APPEARANCES:** 4 (2006, '07, '08, '11)

**WNIT RECORD:** 3-4 (.429)

\*Regular-season games only, 1992-2015

### SCHEDULE

Nov. 13	Ohio State	SECN+	7:00 p.m.
Nov. 15	UNC Greensboro	SECN+	3:00 p.m.
Nov. 18	at Clemson		7:00 p.m.
Nov. 22	at UCLA	Pac-12 Network	4:00 p.m.
Nov. 27	1-Arizona State		7:30 p.m.
Nov. 28	1-CSU Bakersfield		6:30 p.m.
Nov. 29	1-at Hawaii		10:00 p.m.
Dec. 6	Duke	ESPN2	2:00 p.m.
Dec. 13	Winthrop	SEC Network	2:00 p.m.
Dec. 16	Hampton	SECN+	7:00 p.m.
Dec. 20	2-East Carolina		1:00 p.m.
Dec. 22	Elon	SECN+	7:00 p.m.
Jan. 3	*Arkansas	ESPNU	3:00 p.m.
Jan. 7	*at Vanderbilt	SEC Network	9:00 p.m.
Jan. 10	*Missouri	SEC Network	Noon
Jan. 14	*at Kentucky	SEC Network	7:00 p.m.
Jan. 17	*Texas A&M	ESPN2	1:00 p.m.
Jan. 21	*at Auburn	SECN+	7:00 p.m.
Jan. 24	*at Mississippi State	ESPN2	5:00 p.m.
Jan. 28	*Ole Miss	SECN+	7:00 p.m.
Jan. 31	*at Texas A&M	ESPNU	6:00 p.m.
Feb. 4	*Kentucky	SEC Network	7:00 p.m.
Feb. 8	Connecticut	ESPN2	7:00 p.m.
Feb. 11	*Florida	SECN+	7:00 p.m.
Feb. 15	*at Tennessee	ESPN2	7:00 p.m.
Feb. 18	*Georgia	SECN+	7:00 p.m.
Feb. 22	*at Alabama	SEC Network	7:00 p.m.
Feb. 25	*at Ole Miss	SEC Network	9:00 p.m.
Feb. 28	*LSU	ESPN2/U	TBA

All Times Eastern; \*SEC Game; 1-Waikiki Beach Marriott Rainbow Wahine Showdown (Waikiki, Hawaii); 2-at Myrtle Beach, S.C.



## HOLLY WARLICK HEAD COACH

**HOMETOWN:** Knoxville, Tenn.  
**ALMA MATER:** Tennessee, 1981  
**CAREER RECORD:** 86-20 (.811)  
**RECORD AT TENNESSEE:** 86-20 (.811)



### COACHING CAREER:

YEAR	SCHOOL	ALL	CONF.	POSTSEASON
2012-13	Tennessee	27-8	14-2	NCAA Elite Eight
2013-14	Tennessee	29-6	13-3	NCAA Sweet 16
2014-15	Tennessee	30-6	15-1	NCAA Elite Eight

### STAFF

#### ASSOCIATE HEAD COACH:

Kyra Elzy (Tennessee, 1999)

#### ASSISTANTS:

Jollette Law (Iowa, 1990)  
 Dean Lockwood (Spring Arbor College, 1982)

#### DIRECTOR OF BASKETBALL OPS.:

Michael Beaumont (Central Arkansas, 2000)

### MEDIA RELATIONS

**BASKETBALL SID:** Eric Trainer  
**OFFICE PHONE:** (865) 974-8173  
**E-MAIL:** etrainer@utk.edu  
**PRESS ROW PHONE:** (865) 974-0110  
**ATHLETICS WEBSITE:** www.UTSports.com

### SOCIAL MEDIA

**TWITTER:** @LadyVol\_Hoops  
**FACEBOOK:** BallWithTheLadyVols  
**INSTAGRAM:** LadyVol\_Hoops  
**YOUTUBE:** utsportstv

### TEAM ROSTER

No	Name	Pos.	Ht.	Cl.	Hometown
0	Jordan Reynolds	G	5-11	Jr.	Portland, Ore.
1	Nia Moore	C	6-3	Sr.	Chicago, Ill.
2	Jasmine Jones	F	6-2	R-Jr.	Madison, Ala.
10	Meme Jackson	G/F	5-11	Fr.	Murfreesboro, Tenn.
11	Diamond DeShields	G	6-1	R-So.	Norcross, Ga.
12	Bashaara Graves	F	6-2	Sr.	Clarksville, Tenn.
13	Kortney Dunbar	F	6-2	So.	Edwardsville, Ill.
14	Andraya Carter	G	5-9	R-Jr.	Flowery Branch, Ga.
20	Te'a Cooper	PG	5-8	Fr.	Powder Springs, Ga.
21	Mercedes Russell	C	6-6	R-So.	Springfield, Ore.
31	Jaime Nared	G/F	6-2	So.	Portland, Ore.
33	Alexa Middleton	G	5-9	So.	Murfreesboro, Tenn.

### QUICK FACTS

**LOCATION:** Knoxville, Tenn.  
**FOUNDED:** 1794  
**ENROLLMENT:** 27,410  
**CHANCELLOR:** Dr. Jimmy Cheek (Texas A&M, 1969)  
**FACULTY REPRESENTATIVE:** Dr. Donald Bruce (Drew, 1994)  
**ATHLETIC DIRECTOR:** Dave Hart (Alabama, 1971)  
**SWA:** Donna Thomas (Tennessee, 1988)  
**NICKNAME:** Lady Volunteers  
**COLORS:** Orange & White  
**ARENA:** Thompson-Boling Arena/The Summitt (21,678)  
**ALL-TIME RECORD IN ARENA (YEARS):** 402-28 (28)

### TEAM INFORMATION

**2014-15 OVERALL RECORD (FINISH):** 30-6, 15-1 (11st)  
**LETTERWINNERS RETURNING/LOST:** 9/3  
**STARTERS RETURNING/LOST:** 3/2

### TEAM HISTORY

**ALL-TIME RECORD:** .1,277-286 (.817/70 years)  
**\*SEC RECORD:** 359-50 (.878)  
**SEC TOURNAMENT RECORD:** 75-19 (.797)  
**SEC CHAMPIONSHIPS:** 18 ('80, '85, '90, '93, '94, '95, '98, '99, 2000, '01, '02, '03, '04, '07, '10, '11, '13, '15)  
**SEC TOURNAMENT CHAMPIONSHIPS:** 17 ('80, '85, '88, '89, '92, '94, '96, '98, '99, 2000, '05, '06, '08, '10, '11, '12, '14)  
**NCAA TOURNAMENT APPEARANCES:** 34 ('82, '83, '84, '85, '86, '87, '88, '89, '90, '91, '92, '93, '94, '95, '96, '97, '98, '99, 2000, '01, '02, '03, '04, '05, '06, '07, '08, '09, '10, '11, '12, '13, '14, '15)  
**NCAA TOURNAMENT RECORD:** 120-26 (.821)  
**NWIT APPEARANCES:** 0  
**NWIT RECORD:** 0-0 (.000)  
**WNIT APPEARANCES:** 0  
**WNIT RECORD:** 0-0 (.000)

\*Regular-season games only, 1983-2015

### SCHEDULE

Nov. 15	Central Arkansas	SECN+	2:00 p.m.
Nov. 18	Penn State	SEC Network	8:00 p.m.
Nov. 20	Syracuse	SECN+	7:00 p.m.
Nov. 23	Chattanooga	SECN+	7:00 p.m.
Nov. 27	Albany	SECN+	12:00 p.m.
Nov. 29	Texas	ESPN	2:30 p.m.
Dec. 2	East Tennessee State	SECN+	7:00 p.m.
Dec. 6	Virginia Tech	SEC Network	2:00 p.m.
Dec. 11	at Wichita State	ESPN3	8:05 p.m.
Dec. 16	at Stanford	ESPNU	9 p.m.
Dec. 19	at Oregon State	Pac-12 Network	9 p.m.
Dec. 30	Stetson	SECN+	7:00 p.m.
Jan. 4	*at Missouri	SEC Network	7:00 p.m.
Jan. 7	*FLORIDA*	SEC Network	7:30 p.m.
Jan. 10	*AUBURN	ESPNU	2:00 p.m.
Jan. 14	*at Arkansas	SEC Network	9:00 p.m.
Jan. 18	*at Notre Dame	ESPN2	7:00 p.m.
Jan. 21	*VANDERBILT	SEC Network	7:00 p.m.
Jan. 25	*at Kentucky	ESPN2	7:00 p.m.
Jan. 28	*at Mississippi State	SEC Network	9:00 p.m.
Jan. 31	*Alabama	SEC Network	3:00 p.m.
Feb. 4	*Arkansas	SECN+	7:00 p.m.
Feb. 7	*at Texas A&M	ESPN2/ESPN	2/4 p.m.
Feb. 11	*at Vanderbilt	SEC Network	9:00 p.m.
Feb. 15	*South Carolina	ESPN2	7:00 p.m.
Feb. 18	*Ole Miss	SECN+	7:00 p.m.
Feb. 21	*at LSU	ESPNU	2:00 p.m.
Feb. 25	*at Alabama	SEC Network	8:30 p.m.
Feb. 28	*Georgia	ESPN/2/U	TBD

All Times Eastern; \*SEC Game



# TEXAS A&M

ALABAMA • ARKANSAS • AUBURN • FLORIDA • GEORGIA • KENTUCKY • LSU • OLE MISS

## GARY BLAIR HEAD COACH

**HOMETOWN:** Dallas, Texas  
**ALMA MATER:** Texas Tech, 1972  
**CAREER RECORD:** 695-282 (.711)  
**RECORD AT TEXAS A&M:** 287-119 (.707)



COACHING CAREER: YEAR	SCHOOL	ALL	CONF.	POSTSEASON
1985-86	S.F. Austin	16-12	7-3	
1986-87	S.F. Austin	25-6	9-1	NWIT Third Place
1987-88	S.F. Austin	29-5	13-1	NCAA Second Round
1988-89	S.F. Austin	30-4	13-1	NCAA Sweet 16
1989-90	S.F. Austin	28-3	14-0	NCAA Sweet 16
1990-91	S.F. Austin	26-5	14-0	NCAA Second Round
1991-92	S.F. Austin	28-3	17-1	NCAA Sweet 16
1992-93	S.F. Austin	28-5	17-1	NCAA Sweet 16
1993-94	Arkansas	15-14	3-8	
1994-95	Arkansas	23-7	7-4	NCAA Second Round
1995-96	Arkansas	21-13	3-8	NWIT Third Round
1996-97	Arkansas	18-10	5-7	
1997-98	Arkansas	22-11	7-7	NCAA Semifinals
1998-99	Arkansas	20-14	5-9	WNIT Champions
1999-00	Arkansas	17-15	4-10	WNIT Semifinals
2000-01	Arkansas	20-13	6-8	NCAA Second Round
2001-02	Arkansas	20-12	7-7	NCAA Second Round
2002-03	Arkansas	22-11	7-7	NCAA Second Round
2003-04	Texas A&M	9-19	2-14	
2004-05	Texas A&M	16-15	4-12	WNIT Quarterfinals
2005-06	Texas A&M	23-9	11-5	NCAA First Round
2006-07	Texas A&M	25-7	13-3	NCAA Second Round
2007-08	Texas A&M	29-8	11-5	NCAA Elite Eight
2008-09	Texas A&M	27-8	11-5	NCAA Sweet 16
2009-10	Texas A&M	26-8	10-6	NCAA Second Round
2010-11	Texas A&M	33-5	13-3	NCAA Champions
2011-12	Texas A&M	24-11	11-7	NCAA Sweet 16
2012-13	Texas A&M	25-10	11-5	NCAA Second Round
2013-14	Texas A&M	27-9	13-3	NCAA Elite Eight
2014-15	Texas A&M	23-10	10-6	NCAA First Round

## QUICK FACTS

**LOCATION:** College Station, Texas  
**FOUNDED:** 1872  
**ENROLLMENT:** 64,600  
**PRESIDENT:** Michael K. Young (BYU '73)  
**FACULTY REPRESENTATIVE:** Dr. Thomas Adair (Texas A&M, 1957)  
**ATHLETIC DIRECTOR:** Eric Hyman (North Carolina, 1973)  
**SWA:** Samantha Huge (Gordon, 1992)  
**NICKNAME:** Aggies  
**COLORS:** Maroon & White  
**ARENA:** Reed Arena (12,989)  
**ALL-TIME RECORD IN ARENA (YEARS):** 189-70 (17)

## TEAM INFORMATION

**2014-15 OVERALL RECORD (FINISH):** 23-10, 10-6 (t4th)  
**LETTERWINNERS RETURNING/LOST:** 8/5  
**STARTERS RETURNING/LOST:** 4/1

## TEAM HISTORY

**ALL-TIME RECORD:** 713-549 (.655/41 years)  
**\*SEC RECORD:** 34-14 (.708)  
**SEC TOURNAMENT RECORD:** 5-2 (.714)  
**SEC CHAMPIONSHIPS:** 0  
**SEC TOURNAMENT CHAMPIONSHIPS:** 1 ('13)  
**NCAA TOURNAMENT APPEARANCES:** 12 ('94, '96, 2006, '07, '08, '09, '10, '11, '12, '13, '14, '15)  
**NCAA TOURNAMENT RECORD:** 21-11 (.656)  
**NWIT APPEARANCES:** 1 ('95)  
**NWIT RECORD:** 3-0 (1.000)  
**WNIT APPEARANCES:** 1 (2005)  
**WNIT RECORD:** 2-1 (.667)

\*Regular-season games only, 2013-2015

## STAFF

**ASSOCIATE HEAD COACH:**  
Kelly Bond-White (Illinois, 1998)  
**ASSISTANTS:**  
Bob Starkey  
Amy Wright (Arkansas, 2002)  
**DIRECTOR OF BASKETBALL OPS:**  
Erich Birch (Texas A&M, 2002)

## MEDIA RELATIONS

**BASKETBALL SID:** David Waxman  
**OFFICE PHONE:** (979) 862-5423  
**E-MAIL:** dwaxman@athletics.tamu.edu  
**PRESS ROW PHONE:** (979) 862-6944  
**ATHLETICS WEBSITE:** www.12thMan.com

## SOCIAL MEDIA

**TWITTER:** @AggieWBB **INSTAGRAM:** AggieWBB  
**FACEBOOK:** Aggie Women's Hoops

## TEAM ROSTER

No	Name	Pos.	Ht.	Cl.	Hometown
00	Khaalia Hillsman	C	6-5	So.	Chicago, Ill.
1	Courtney Williams	F/G	6-1	Sr.	Houston, Texas
3	Taylor Cooper	F	6-0	R-Jr.	Shawnee, Okla.
5	Anriel Howard	F	6-0	Fr.	Atlanta, Ga.
10	Shlonte Allen	G	5-8	R-Jr.	Arcadia, La.
11	Curlyce Knox	G	5-7	R-Jr.	Humble, Texas
12	Danni Williams	G	5-10	Fr.	Clovis, N.M.
13	Chelsea Jennings	G	5-9	Sr.	Fort Worth, Texas
21	Jasmine Lumpkin	F/G	6-0	So.	Bolingbrook, Ill.
23	Rachel Mitchell	C	6-7	R-Sr.	Houston, Texas
24	Jordan Jones	G	5-6	Sr.	DeSoto, Texas
30	Carly Truesdale	G	5-9	Jr.	San Antonio, Texas
33	Courtney Walker	G	5-8	Sr.	Edmond, Okla.

## SCHEDULE

Nov. 13	Texas State	SECN+	6:00 p.m.
Nov. 15	Southern	SECN+	4:00 p.m.
Nov. 18	at Duke	ESPN3	6:00 p.m.
Nov. 21	TCU	SECN+	7:00 p.m.
Nov. 27	1-Cal		2:00 p.m.
Nov. 28	1-Ohio State		2:00 p.m.
Dec. 4	2-Hawaii		TBA
Dec. 5	2-BYU		TBA
Dec. 7	SMU	SEC Network	11:00 a.m.
Dec. 12	DePaul	SEC Network	2:00 p.m.
Dec. 20	3-Oklahoma	Fox Sports 1	4:00 p.m.
Dec. 22	Arkansas-Little Rock	SEC Network	12:00 p.m.
Dec. 29	Prairie View A&M	SECN+	2:00 p.m.
Jan. 3	*Georgia	SEC Network	4:00 p.m.
Jan. 7	*at Arkansas	SEC Network	7:00 p.m.
Jan. 10	*at LSU	SEC Network	3:00 p.m.
Jan. 14	*Ole Miss	SECN+	7:00 p.m.
Jan. 17	*at South Carolina	ESPN2	12:00 p.m.
Jan. 21	*Missouri	SECN+	7:00 p.m.
Jan. 28	*at Alabama	SECN+	6:00 p.m.
Jan. 31	*South Carolina	ESPN2	5:00 p.m.
Feb. 4	*at Florida	SECN+	6:00 p.m.
Feb. 7	*Tennessee	ESPN/2	1/3 p.m.
Feb. 11	*Mississippi State	SEC Network	6:00 p.m.
Feb. 15	*at Ole Miss	SEC Network	6:00 p.m.
Feb. 18	*LSU	SEC Network	8:00 p.m.
Feb. 21	*at Vanderbilt	SEC Network	4:00 p.m.
Feb. 25	*at Auburn	SEC Network	6:30 p.m.
Feb. 28	*Kentucky	ESPN/2/U	TBD

All Times Central; \*SEC Game; 1-South Point Thanksgiving Shootout (Las Vegas, Nev.); 2-Tom Weston Invitational (Laie, Hawaii); 3-Big 12/SEC Challenge (Oklahoma City, Okla.)



## MELANIE BALCOMB HEAD COACH

**HOMETOWN:** Cranbury, N. J.  
**ALMA MATER:** Trenton State, 1984  
**CAREER RECORD:** 444-239 (.650)  
**RECORD AT VANDERBILT:** 292-135 (.683)



### COACHING CAREER:

YEAR	SCHOOL	ALL	CONF.	POSTSEASON
1993-94	Ashland	10-17		
1994-95	Ashland	18-9		
1995-96	Xavier	15-13	7-9	
1996-97	Xavier	10-17	5-11	
1997-98	Xavier	17-12	11-5	WNIT
1998-99	Xavier	24-9	11-5	NCAA Second Round
1999-00	Xavier	26-5	13-3	NCAA First Round
2000-01	Xavier	31-3	15-1	NCAA Elite Eight
2001-02	Xavier	12-19	5-11	
2002-03	Vanderbilt	22-10	9-5	NCAA Second Round
2003-04	Vanderbilt	26-8	8-6	NCAA Sweet 16
2004-05	Vanderbilt	24-8	10-4	NCAA Sweet 16
2005-06	Vanderbilt	21-11	8-6	NCAA Second Round
2006-07	Vanderbilt	28-6	10-4	NCAA Second Round
2007-08	Vanderbilt	25-9	11-3	NCAA Sweet 16
2008-09	Vanderbilt	26-9	10-4	NCAA Sweet 16
2009-10	Vanderbilt	23-11	9-7	NCAA Second Round
2010-11	Vanderbilt	20-12	10-6	NCAA First Round
2011-12	Vanderbilt	23-10	9-7	NCAA Second Round
2012-13	Vanderbilt	21-12	9-7	NCAA Second Round
2013-14	Vanderbilt	18-13	7-9	NCAA First Round
2014-15	Vanderbilt	15-16	5-11	

### STAFF

#### ASSISTANTS:

Ashley Earley (Vanderbilt, 2005)  
 Kim Rosamond (Ole Miss, 1998)  
 Wendell Farrow (Eastern Michigan, 2009)

#### DIRECTOR OF BASKETBALL OPS:

Jon Erickson (Connecticut, 1997)

### MEDIA RELATIONS

**BASKETBALL SID:** David Dawson  
**OFFICE PHONE:** (615) 343-5823  
**E-MAIL:** david.k.dawson@vanderbilt.edu  
**PRESS ROW PHONE:** (615) 320-0436  
**ATHLETICS WEBSITE:** www.VUCommodores.com

### SOCIAL MEDIA

**TWITTER:** @VandyWBB  
**FACEBOOK:** Vandy Hoops  
**INSTAGRAM:** vandywbb  
**YOUTUBE:** VUCommodores

### TEAM ROSTER

No	Name	Pos.	Ht.	Cl.	Hometown
1	Rebekah Dahlman	G	5-9	R-So.	Braham, Minn.
3	Rachel Bell	G	5-10	So.	Cumberland Furnace, Tenn.
12	Myka Dancy	G	5-9	So.	Antioch, Tenn.
15	Jasmine Jenkins	G	5-8	Sr.	Gainesville, Ga.
22	Marqu'es Webb	F	6-1	Jr.	Hoover, Ala.
23	Minta Spears	G	5-10	R-Jr.	Bullard, Texas
24	Kristen Gaffney	F	6-1	R-Jr.	Cary, N.C.
25	Morgan Batey	G	5-10	Sr.	Atlanta, Ga.
33	Christa Reed	G	5-11	So.	Bay St. Louis, Miss.
35	Kendall Shaw	C	6-4	R-Jr.	Mont Belvieu, Texas
41	Miaya Seawright	G	5-7	So.	Simpsonville, S.C.
44	Rayte'a Long	F	6-0	Sr.	Dayton, Ohio

### QUICK FACTS

**LOCATION:** Nashville, Tenn.  
**FOUNDED:** 1873  
**ENROLLMENT:** 6,851  
**CHANCELLOR:** Nicholas S. Zeppos (Wisconsin, 1976)  
**FACULTY ATHLETIC REP:** Dr. Susan Wente (Iowa, 1984)  
**VICE CHANCELLOR/AD:** David Williams II (Northern Michigan, 1969)  
**SWA:** Candice Storey Lee (Vanderbilt, 2000)  
**NICKNAME:** Commodores  
**COLORS:** Black & Gold  
**ARENA:** Memorial Gymnasium (14,316)  
**ALL-TIME RECORD IN ARENA (YEARS):** 447-107 (37)

### TEAM INFORMATION

**2014-15 OVERALL RECORD (FINISH):** 15-16, 5-11 (111th)  
**LETTERMEN RETURNING/LOST:** 9/3  
**STARTERS RETURNING/LOST:** 3/2

### TEAM HISTORY

**ALL-TIME RECORD:** 793-399 (.665/38 years)  
**\*SEC RECORD:** 231-178 (.564)  
**SEC TOURNAMENT RECORD:** 46-30 (.605)  
**SEC CHAMPIONSHIPS:** 0  
**SEC TOURNAMENT CHAMPIONSHIPS:** 6 ('93, '95, 2002, '04, '07, '09)  
**NCAA TOURNAMENT APPEARANCES:** 27 ('86, '87, '89, '90, '91, '92, '93, '94, '95, '96, '97, '98, 2000, '01, '02, '03, '04, '05, '06, '07, '08, '09, '10, '11, '12, '13, '14)  
**NCAA TOURNAMENT RECORD:** 39-27 (.590)  
**NWIT APPEARANCES:** 1 ('84)  
**NWIT RECORD:** 3-0 (1.000)  
**WNIT APPEARANCES:** 0  
**WNIT RECORD:** 0-0 (.000)

\*Regular-season games only, 1983-2015

### SCHEDULE

Nov. 15	Miss. Valley State	SECN+	2:00 p.m.
Nov. 18	at Dayton		6:00 p.m.
Nov. 21	at Green Bay		1:00 p.m.
Nov. 23	Presbyterian	SECN+	11:30 a.m.
Nov. 27	1-TBA	SECN+	TBA
Nov. 28	1-TBA	SECN+	TBA
Nov. 30	Air Force	SEC Network	8:00 p.m.
Dec. 3	at Drexel		6:00 p.m.
Dec. 5	East Tennessee State	SECN+	1:00 p.m.
Dec. 10	Troy	SECN+	7:00 p.m.
Dec. 21	UT-Martín	SECN+	12:00 p.m.
Dec. 29	2-TBA		TBA
Dec. 30	2-TBA		TBA
Jan. 3	*at Ole Miss	SECN+	2:00 p.m.
Jan. 7	*South Carolina	SECN+	7:00 p.m.
Jan. 10	*at Alabama	SECN+	2:00 p.m.
Jan. 14	*LSU	SECN+	7:00 p.m.
Jan. 21	*at Tennessee	SEC Network	6:00 p.m.
Jan. 24	*Alabama	SEC Network	6:00 p.m.
Jan. 28	*at Kentucky	SECN+	6:00 p.m.
Jan. 31	*Georgia	SECN+	2:00 p.m.
Feb. 4	*at Auburn	SECN+	6:00 p.m.
Feb. 7	*at Arkansas	SEC Network	6:00 p.m.
Feb. 11	*Tennessee	SEC Network	8:00 p.m.
Feb. 14	*Kentucky	SEC Network	3:00 p.m.
Feb. 18	*at Florida	SECN+	6:00 p.m.
Feb. 21	*Texas A&M	SEC Network	4:00 p.m.
Feb. 25	*Miss. State	SECN+	7:00 p.m.
Feb. 28	*at Missouri	SEC Network	1:00 p.m.

All Times Central; \*SEC Game; 1-Vanderbilt Thanksgiving Tournament (Nashville, Tenn.); 2-Fordham Holiday Classic (Bronx, N.Y.)



# TEAMS

ALABAMA • ARKANSAS • AUBURN • FLORIDA • GEORGIA • KENTUCKY • LSU • OLE MISS

## WOMEN'S BASKETBALL CONTACTS

### ALABAMA

**Basketball SID:** Jessica Pare'  
**Office Phone:** (205) 348-3673  
**E-mail:** jpare@ia.ua.edu  
**Internet Address:** www.RollTide.com  
**Mailing Address:**  
 Alabama Communications  
 PO Box 870391  
 Tuscaloosa, AL 35487



### KENTUCKY

**Basketball SID:** Evan Crane  
**Office Phone:** (859) 257-8431  
**E-mail:** wesley.crane@uky.edu  
**Internet Address:** www.UKathletics.com  
**Mailing Address:**  
 Joe Craft Center  
 338 Lexington Ave.  
 Lexington, KY 40506



### SOUTH CAROLINA

**Basketball SID:** Diana Koval  
**Office Phone:** (803) 777-7977  
**E-mail:** dkoval@mailbox.sc.edu  
**Internet Address:** www.GamecocksOnline.com  
**Mailing Address:**  
 Rice Athletic Center  
 1304 Heyward St.  
 Columbia, SC 29208



### ARKANSAS

**Basketball SID:** Jeri Thorpe  
**Office Phone:** (479) 575-5037  
**E-mail:** jthorpe@uark.edu  
**Internet Address:** www.ArkansasRazorbacks.com  
**Mailing Address:**  
 Arkansas Media Relations  
 PO Box 7777  
 Fayetteville, AR 72702



### LSU

**Basketball SID:** TBD  
**Office Phone:** (225) 578-1869  
**E-mail:** TBD  
**Internet Address:** www.LSUsports.net  
**Mailing Address:**  
 Athletics Administration Building  
 North Stadium Drive  
 Baton Rouge, LA 70803



### TENNESSEE

**Basketball SID:** Eric Trainer  
**Office Phone:** (865) 974-8173  
**E-mail:** etrainer@utk.edu  
**Internet Address:** www.UTsports.com  
**Mailing Address:**  
 Tennessee Media Relations  
 PO Box 15016  
 Knoxville, TN 37901



### AUBURN

**Basketball SID:** Wes Todd  
**Office Phone:** (334) 844-9182  
**E-mail:** wtt006@auburn.edu  
**Internet Address:** www.AuburnTigers.com  
**Mailing Address:**  
 Auburn Media Relations  
 PO Box 351  
 Auburn, AL 36831



### OLE MISS

**Basketball SID:** Jessica Poole  
**Office Phone:** (662) 915-7896  
**E-mail:** jepoole1@olemiss.edu  
**Internet Address:** www.OleMissSports.com  
**Mailing Address:**  
 Athletics Media Relations  
 PO Box 1848  
 University, MS 38677



### TEXAS A&M

**Basketball SID:** David Waxman  
**Office Phone:** (979) 862-5423  
**E-mail:** dwaxman@athletics.tamu.edu  
**Internet Address:** www.12thMan.com  
**Mailing Address:**  
 Texas A&M Media Relations  
 PO Box 30017  
 College Station, TX 77842



### FLORIDA

**Basketball SID:** Kathy Cafazzo  
**Office Phone:** (352) 375-4683 ext 6133  
**E-mail:** kathyc@gators.ufl.edu  
**Internet Address:** www.GatorZone.com  
**Mailing Address:**  
 Florida Sports Communications  
 PO Box 14485  
 Gainesville, FL 32604



### MISSISSIPPI STATE

**Basketball SID:** Brock Turnipseed  
**Office Phone:** (662) 325-7556  
**E-mail:** bturnipseed@athletics.msstate.edu  
**Internet Address:** www.HailState.com  
**Mailing Address:**  
 Athletic Media Relations  
 PO Box 5327  
 Mississippi State, MS 39762



### VANDERBILT

**Basketball SID:** David Dawson  
**Office Phone:** (615) 343-5823  
**E-mail:** david.k.dawson@vanderbilt.edu  
**Internet Address:** www.VUCommodores.com  
**Mailing Address:**  
 Vanderbilt Athletics  
 2601 Jess Neely Dr.  
 Nashville, TN 37212



### GEORGIA

**Basketball SID:** Tray Littlefield  
**Office Phone:** (706) 542-9342  
**E-mail:** trayl@sports.uga.edu  
**Internet Address:** www.GeorgiaDogs.com  
**Mailing Address:**  
 Georgia Sports Communications  
 PO Box 1472  
 Athens, GA 30613



### MISSOURI

**Basketball SID:** Tyler Koonce  
**Office Phone:** (573) 884-9486  
**E-mail:** kooncet@missouri.edu  
**Internet Address:** www.MUtigers.com  
**Mailing Address:**  
 Mizzou Athletics  
 PO Box 677 - Hearnes Center  
 Columbia, MO 65205



### SEC

**Basketball SID:** Tammy Wilson  
**Office Phone:** (205) 458-3000  
**E-mail:** twilson@sec.org  
**Internet Address:** www.SECSports.com  
**Mailing Address:**  
 2201 Richard Arrington Blvd. North  
 Birmingham, AL 35203





**2015-2016**  
**WOMEN'S BASKETBALL**  
**MEDIA GUIDE**

**2014-15 Review**



# 2014-15 REVIEW

ALABAMA • ARKANSAS • AUBURN • FLORIDA • GEORGIA • KENTUCKY • LSU • OLE MISS

## FINAL STANDINGS

	SEC	Pct.	Home	Away	All	Pct.	Home	Away	Neutral	Last 5	Streak
South Carolina ^ #	15-1	.937	8-0	7-1	34-3	.918	16-0	9-2	9-1	4-1	L1
Tennessee ^	15-1	.937	8-0	7-1	30-6	.833	18-0	9-4	2-2	3-2	L1
Mississippi State	11-5	.687	7-1	4-4	27-7	.794	17-1	7-5	3-1	3-2	L1
LSU	10-6	.625	7-1	3-5	17-14	.548	11-4	4-8	2-2	2-3	L2
Texas A&M	10-6	.625	7-1	3-5	23-10	.696	14-1	6-6	3-3	1-4	L2
Kentucky	10-6	.625	6-2	4-4	24-10	.705	14-3	6-5	4-2	4-1	L1
Missouri	7-9	.437	4-4	3-5	19-14	.575	12-4	6-7	1-3	4-1	L1
Ole Miss	7-9	.437	5-3	2-6	19-14	.575	15-5	3-8	1-1	3-2	L1
Arkansas	6-10	.375	4-4	2-6	18-14	.562	8-6	5-7	5-1	2-3	L1
Georgia	6-10	.375	4-4	2-6	19-12	.612	12-4	6-7	1-1	2-3	L1
Vanderbilt	5-11	.312	3-5	2-6	15-16	.483	9-6	4-7	2-3	1-4	L1
Florida	5-11	.312	1-6	4-5	13-17	.433	8-9	5-7	0-1	1-4	L2
Auburn	3-13	.187	1-7	2-6	13-18	.419	8-7	3-9	2-2	4-1	L1
Alabama	2-14	.125	2-6	0-8	13-19	.406	10-9	1-8	2-2	0-5	L6

^ SEC Co-Champions; #SEC Tournament Champion

## POSTSEASON TOURNAMENT RESULTS

### NCAA

#### FINAL FOUR

Sunday, April 5 • National Semifinal • Tampa, Fla.

#1 Notre Dame vs. #1 South Carolina (ESPN) L 65-66

#### ALBANY REGION

Friday, March 20 • First Round • Lexington, Ky.

#15 Tennessee State at #2 Kentucky (ESPN2) W 97-52

Saturday, March 21 • First Round • Tampa, Fla.

#11 LSU vs. #6 South Florida (ESPN2) L 64-73

Sunday, March 22 • Second Round • Lexington, Ky.

#7 Dayton at #2 Kentucky (ESPN2) L 94-99

#### GREENSBORO REGION

Friday, March 20 • First Round • Columbia, S.C.

#16 Savannah State at #1 South Carolina (ESPN2) W 81-48

Saturday, March 21 • First Round • Tempe, Ariz.

#11 UALR vs. #6 Texas A&M (ESPN2) L 60-69

Sunday, March 22 • Second Round • Columbia, S.C.

#8 Syracuse at #1 South Carolina (ESPN2) W 97-68

Friday, March 27 • Regional Semifinal • Greensboro, N.C.

#4 North Carolina vs. #1 South Carolina (ESPN) W 67-65

Sunday, March 29 • Regional Final • Greensboro, N.C.

#2 Florida State vs. #1 South Carolina (ESPN) W 80-74

#### OKLAHOMA CITY REGION

Friday, March 20 • First Round • Waco, Texas

#10 Arkansas vs. #7 Northwestern (ESPN2) W 57-55

Saturday, March 22 • Second Round • Waco, Texas

#10 Arkansas at #2 Baylor (ESPN2) L 44-73

### SPOKANE REGION

Friday, March 20 • First Round • Durham, N.C.

#12 Tulane vs. #5 Mississippi State (ESPN2) W 57-47

Saturday, March 21 • First Round • Knoxville, Tenn.

#15 Boise State at #2 Tennessee (ESPN2) W 72-61

Sunday, March 22 • Second Round • Durham, N.C.

#5 Mississippi State at #4 Duke (ESPN2) L 56-64

Monday, March 23 • Second Round • Knoxville, Tenn.

#10 Pittsburgh at #2 Tennessee (ESPN2) W 77-67

Saturday, March 28 • Regional Semifinal • Spokane, Wash.

#11 Gonzaga vs #2 Tennessee (ESPN) W 73-69 (OT)

Monday, March 30 • Regional Final • Spokane, Wash.

#2 Tennessee vs. #1 Maryland (ESPN) L 48-58

### WNIT

#### FIRST ROUND

Wednesday, March 18 • Oxford, Miss.

UT Martin at Ole Miss W 80-70

Thursday, March 19 • Cedar Falls, Iowa

Missouri at Northern Iowa W 69-61

#### SECOND ROUND

Sunday, March 22 • Manhattan, Kan.

Missouri at Kansas State W 67-48

Sunday, March 22 • Oxford, Miss.

Georgia Tech at Ole Miss W 63-48

#### THIRD ROUND

Thursday, March 26 • Ann Arbor, Mich.

Missouri at Michigan L 55-65

Thursday, March 26 • Murfreesboro, Tenn.

Ole Miss at Middle Tennessee L 70-82











# 2014-15 REVIEW



MISSISSIPPI STATE • MISSOURI • SOUTH CAROLINA • TENNESSEE • TEXAS A&M • VANDERBILT

## FINAL INDIVIDUAL SUPERLATIVES

### POINTS

42	Makayla Epps (Kentucky) vs Mississippi State (02/12/15)
39	Victoria Vivians (Mississippi State) at Kentucky (02/12/15)
31	Tra'Cee Tanner (Auburn) vs Grambling (11/17/14)
31	Makayla Epps (Kentucky) vs Mississippi State (03/06/15)
30	Brandy Montgomery (Auburn) vs Alabama (03/01/15)
29	Morgan William (Mississippi State) vs Arkansas State (11/16/14)
29	Tia Faleru (Ole Miss) vs Southern (11/20/14)
29	Ashley Williams (Alabama) vs Alabama A&M (11/26/14)
29	Makayla Epps (Kentucky) vs Oklahoma (11/28/14)
29	Sierra Michaelis (Missouri) vs Georgia (03/05/15)
29	Makayla Epps (Kentucky) vs Dayton (03/22/15)
28	Kelsey Brooks (Arkansas) vs South Dakota State (12/04/14)
28	Sierra Michaelis (Missouri) at Alabama (02/12/15)
28	Dashawn Harden (LSU) vs Texas A&M (03/01/15)
27	Jordan Frericks (Missouri) at Bradley (12/06/14)
27	Alexis Jennings (Kentucky) vs Tennessee State (12/28/14)
27	Courtney Walker (Texas A&M) vs Alabama (02/16/15)

### FIELD GOALS MADE

18	Makayla Epps (Kentucky) vs Mississippi State (02/12/15)
14	Tra'Cee Tanner (Auburn) vs Grambling (11/17/14)
13	Ashley Williams (Alabama) vs Alabama A&M (11/26/14)
13	Victoria Vivians (Mississippi State) at Kentucky (02/12/15)
13	Courtney Walker (Texas A&M) vs Alabama (02/16/15)
12	Nia Moore (Tennessee) vs Penn (11/14/14)
12	Courtney Walker (Texas A&M) at Tennessee (01/08/15)
12	Brandy Montgomery (Auburn) vs Alabama (03/01/15)
12	Makayla Epps (Kentucky) vs Mississippi State (03/06/15)
12	Makayla Epps (Kentucky) vs Dayton (03/22/15)
11	Tia Faleru (Ole Miss) vs Southern (11/20/14)
11	Shacobia Barbee (Georgia) vs Furman (12/20/14)

### FIELD GOAL ATTEMPTS

30	Makayla Epps (Kentucky) vs Mississippi State (02/12/15)
29	Victoria Vivians (Mississippi State) at Kentucky (02/12/15)
25	Courtney Walker (Texas A&M) at Mississippi State (02/08/15)
25	Jessica Jackson (Arkansas) vs Kentucky (02/26/15)
24	Courtney Walker (Texas A&M) at Tennessee (01/08/15)
23	Victoria Vivians (Mississippi State) vs West Virginia (11/20/14)
22	Jessica Jackson (Arkansas) vs Texas A&M (01/04/15)
22	Victoria Vivians (Mississippi State) at Auburn (01/26/15)
21	Jennifer O'Neill (Kentucky) at Central Michigan (11/22/14)
21	Linnae Harper (Kentucky) vs Oklahoma (11/28/14)
21	Jennifer O'Neill (Kentucky) at Duke (12/21/14)
21	Courtney Williams (Texas A&M) at South Carolina (01/26/15)
21	Danielle Ballard (LSU) at South Carolina (02/12/15)
21	Kelsey Brooks (Arkansas) vs Kentucky (02/26/15)
21	Sierra Michaelis (Missouri) vs Georgia (03/05/15)
21	Makayla Epps (Kentucky) vs Mississippi State (03/06/15)
21	Makayla Epps (Kentucky) vs Dayton (03/22/15)
21	Morgan Eye (Missouri) at Kansas State (3/22/15)

### FIELD GOAL PERCENTAGE (MIN. 10 MADE)

.909 (10-11)	Jazmine Jones (Auburn) at Vanderbilt (02/26/15)
.778 (14-18)	Tra'Cee Tanner (Auburn) vs Grambling (11/17/14)
.769 (10-13)	Jordan Frericks (Missouri) at Texas A&M (02/26/15)
.714 (10-14)	Tia Faleru (Ole Miss) vs Grambling (11/14/14)
.706 (12-17)	Brandy Montgomery (Auburn) vs Alabama (03/01/15)
.688 (11-16)	Tia Faleru (Ole Miss) vs Southern (11/20/14)
.684 (13-19)	Ashley Williams (Alabama) vs Alabama A&M (11/26/14)
.667 (12-18)	Nia Moore (Tennessee) vs Penn (11/14/14)
.667 (10-15)	Danielle Ballard (LSU) at Mississippi State (01/15/15)
.667 (10-15)	Sierra Michaelis (Missouri) at Alabama (02/12/15)
.667 (10-15)	Ashley Williams (Alabama) vs Vanderbilt (03/04/15)
.650 (13-20)	Courtney Walker (Texas A&M) vs Alabama (02/16/15)
.625 (10-16)	Ashley Williams (Alabama) vs Jacksonville State (11/18/14)
.625 (10-16)	Brandy Montgomery (Auburn) at Florida Internationa (12/29/14)
.600 (18-30)	Makayla Epps (Kentucky) vs Mississippi State (02/12/15)

### 3-PT FG MADE

9	Morgan Eye (Missouri) at Kansas State (3/22/15)
8	Gracie Frizzell (Ole Miss) vs Alabama (01/11/15)
8	Ariel Massengale (Tennessee) vs Vanderbilt (03/01/15)
7	Morgan Eye (Missouri) vs Western Illinois (11/15/14)
6	Ariel Massengale (Tennessee) vs Winthrop (11/21/14)
6	Brandy Montgomery (Auburn) at Virginia (11/23/14)
6	Tiffany Mitchell (South Carolina) vs San Diego State (11/23/14)
6	Victoria Vivians (Mississippi State) vs North Dakota State (12/02/14)
6	Morgan Eye (Missouri) vs St. Louis (12/08/14)
6	Tiffany Mitchell (South Carolina) at Hampton (12/17/14)
6	Morgan Eye (Missouri) vs UT Martin (12/22/14)
6	Brandy Montgomery (Auburn) vs LSU (02/05/15)

### 3-PT FG ATTEMPTS

18	Morgan Eye (Missouri) at Kansas State (3/22/15)
15	Jennifer O'Neill (Kentucky) at Central Michigan (11/22/14)
15	Morgan Eye (Missouri) vs UT Martin (12/22/14)
12	Victoria Vivians (Mississippi State) vs West Virginia (11/20/14)
12	Morgan Eye (Missouri) vs St. Louis (12/08/14)
12	Jennifer O'Neill (Kentucky) at Duke (12/21/14)
12	Morgan Eye (Missouri) vs Missouri State (12/30/14)
12	Gracie Frizzell (Ole Miss) vs Alabama (01/11/15)
12	Ariel Massengale (Tennessee) vs Georgia (01/25/15)
11	Jennifer O'Neill (Kentucky) vs Baylor (11/17/14)
11	Brandy Montgomery (Auburn) at Virginia (11/23/14)
11	Morgan Eye (Missouri) vs California (11/23/14)
11	Victoria Vivians (Mississippi State) vs North Dakota State (12/02/14)
11	Jessica Jackson (Arkansas) vs Texas A&M (01/04/15)
11	Jennifer O'Neill (Kentucky) vs Auburn (01/08/15)
11	Jordan Jones (Texas A&M) at Georgia (01/22/15)
11	Brandy Montgomery (Auburn) vs LSU (02/05/15)
11	Morgan Eye (Missouri) at Alabama (02/12/15)
11	Gracie Frizzell (Ole Miss) at Auburn (02/19/15)
11	Ariel Massengale (Tennessee) vs Alabama (02/19/15)
11	Morgan Eye (Missouri) at Vanderbilt (02/22/15)
11	Jessica Jackson (Arkansas) vs Kentucky (02/26/15)
11	Tiaria Griffin (Georgia) vs Tennessee (02/26/15)
11	Ariel Massengale (Tennessee) vs Vanderbilt (03/01/15)
11	Victoria Vivians (Mississippi State) at Duke (03/22/15)

### 3-PT PERCENTAGE (MIN. 5 MADE)

1.000 (6-6)	Tiffany Mitchell (South Carolina) vs San Diego State (11/23/14)
1.000 (5-5)	Sierra Michaelis (Missouri) at Alabama (02/12/15)
.833 (5-6)	Cassie Peoples (Florida) vs Virginia Tech (12/01/14)
.778 (7-9)	Morgan Eye (Missouri) vs Western Illinois (11/15/14)
.750 (6-8)	Tiffany Mitchell (South Carolina) at Hampton (12/17/14)
.727 (8-11)	Ariel Massengale (Tennessee) vs Vanderbilt (03/01/15)
.714 (5-7)	Carlie Needles (Florida) vs Missouri (01/29/15)
.714 (5-7)	Brandy Montgomery (Auburn) vs Alabama (03/01/15)
.714 (5-7)	Hannah Cook (Alabama) at Auburn (03/01/15)
.667 (8-12)	Gracie Frizzell (Ole Miss) vs Alabama (01/11/15)
.625 (5-8)	Carlie Needles (Florida) at Georgetown (11/28/14)
.625 (5-8)	Victoria Vivians (Mississippi State) vs Vanderbilt (01/29/15)
.625 (5-8)	Rebekah Dahlman (Vanderbilt) at Florida (02/19/15)
.625 (5-8)	Dashawn Harden (LSU) vs Texas A&M (03/01/15)
.625 (5-8)	Dashawn Harden (LSU) vs South Carolina (03/07/15)

### FREE THROWS MADE

13	Morgan William (Mississippi State) vs Arkansas State (11/16/14)
13	Kelsey Brooks (Arkansas) vs South Dakota State (12/04/14)
11	Morgan William (Mississippi State) vs Western Kentucky (11/23/14)
11	Cassie Peoples (Florida) at Georgetown (11/28/14)
11	Makayla Epps (Kentucky) vs Oklahoma (11/28/14)
11	Morgan William (Mississippi State) at Louisiana (12/17/14)
11	Kelsey Brooks (Arkansas) vs Oklahoma (12/21/14)
11	Tiffany Mitchell (South Carolina) vs Kentucky (01/11/15)
11	Rebekah Dahlman (Vanderbilt) vs Mississippi State (01/11/15)
11	Kelsey Brooks (Arkansas) vs Missouri (01/18/15)
11	A'Ja Wilson (South Carolina) vs LSU (02/12/15)



# 2014-15 REVIEW

ALABAMA • ARKANSAS • AUBURN • FLORIDA • GEORGIA • KENTUCKY • LSU • OLE MISS

## FINAL INDIVIDUAL SUPERLATIVES

### FREE THROW ATTEMPTS

- 20 Kelsey Brooks (Arkansas) vs Oklahoma (12/21/14)
- 17 Jordan Frericks (Missouri) at Bradley (12/06/14)
- 16 Morgan William (Mississippi State) vs Arkansas State (11/16/14)
- 16 Kelsey Brooks (Arkansas) vs South Dakota State (12/04/14)
- 15 Makayla Epps (Kentucky) vs Oklahoma (11/28/14)
- 15 Rebekah Dahlman (Vanderbilt) vs Mississippi State (01/11/15)
- 15 A'Ja Wilson (South Carolina) vs LSU (02/12/15)
- 15 Tia Faleru (Ole Miss) at Missouri (02/15/15)
- 14 Ashley Williams (Alabama) vs Florida A&M (11/14/14)
- 14 Cassie Peoples (Florida) at Georgetown (11/28/14)
- 14 Morgan William (Mississippi State) at Louisiana (12/17/14)
- 14 Jordan Frericks (Missouri) vs Kentucky (01/25/15)
- 13 Morgan William (Mississippi State) vs Western Kentucky (11/23/14)
- 13 Makayla Epps (Kentucky) vs South Florida (11/29/14)
- 13 Jordan Frericks (Missouri) at LSU (02/02/15)
- 13 Kelsey Brooks (Arkansas) vs LSU (02/22/15)
- 13 Marqu'es Webb (Vanderbilt) vs Kentucky (03/05/15)

### FREE THROW PERCENTAGE (MIN. 10 MADE)

- 1.000 (10-10) Hasina Muhammad (Auburn) at South Carolina (01/02/15)
- 1.000 (10-10) Courtney Walker (Texas A&M) at Mississippi State (02/08/15)
- 1.000 (10-10) Erika Sisk (Ole Miss) vs LSU (02/26/15)
- 1.000 (10-10) Alaina Coates (South Carolina) vs North Carolina (03/27/15)

### REBOUNDS

- 19 Tia Faleru (Ole Miss) vs Southern (11/20/14)
- 19 A'Ja Wilson (South Carolina) at Kentucky (03/01/15)
- 18 Jordan Frericks (Missouri) at Kansas State (3/22/15)
- 17 Tia Faleru (Ole Miss) vs Grambling (11/14/14)
- 17 Jordan Frericks (Missouri) at Bradley (12/06/14)
- 17 Cierra Burdick (Tennessee) vs Wichita State (12/16/14)
- 16 Achiri Ade (Texas A&M) vs Texas-Pan American (11/16/14)
- 16 Melissa Wolff (Arkansas) vs South Dakota State (12/04/14)
- 16 Morgan Batey (Vanderbilt) at Elon (12/14/14)
- 16 Jordan Frericks (Missouri) vs Texas A&M (02/05/18)
- 15 Jordan Frericks (Missouri) vs Loyola Chicago (12/03/14)
- 15 Kayla Lewis (Florida) vs Stetson (12/14/14)
- 15 Achiri Ade (Texas A&M) at Arkansas (01/04/15)
- 15 Linnae Harper (Kentucky) at LSU (01/18/15)
- 15 Tia Faleru (Ole Miss) at Missouri (02/15/15)
- 15 Danielle McCray (Ole Miss) vs Kentucky (2/23/15)
- 15 Krista Donald (Georgia) vs Missouri (03/05/15)
- 15 Melissa Wolff (Arkansas) vs Northwestern (03/20/15)
- 15 Cierra Burdick (Tennessee) vs Gonzaga (03/28/15)

### ASSISTS

- 15 Jordan Jones (Texas A&M) vs Vanderbilt (01/02/15)
- 11 Alexa Middleton (Tennessee) vs Penn (11/14/14)
- 10 Jordan Jones (Texas A&M) vs Rice (11/19/14)
- 10 Jordan Jones (Texas A&M) vs McNeese State (11/26/14)
- 10 Jordan Jones (Texas A&M) vs Northwestern State (12/03/14)
- 10 Tina Roy (South Carolina) vs Savannah State (12/14/14)
- 10 Jancee Thompson (Kentucky) at Alabama (01/02/15)
- 10 Jordan Jones (Texas A&M) vs Auburn (02/01/15)
- 10 Jordan Jones (Texas A&M) vs Alabama (02/16/15)
- 9 Calli Berna (Arkansas) vs Iowa (11/28/14)
- 9 Raigyne Moncrief (LSU) vs Southeastern La. (12/14/14)
- 9 Calli Berna (Arkansas) vs LSU (02/22/15)
- 8 Kiani Parker (Auburn) vs Troy (11/14/14)
- 8 Paris Kea (Vanderbilt) vs Minnesota (11/28/14)
- 8 Jordan Jones (Texas A&M) vs Duke (11/30/14)
- 8 Khadijah Sessions (South Carolina) vs NC Central (12/01/14)
- 8 Shequila Joseph (Ole Miss) vs South Alabama (12/14/14)
- 8 Neydja Petithomme (Auburn) at Florida Internationa (12/29/14)
- 8 Jordan Jones (Texas A&M) at Tennessee (01/08/15)
- 8 Jordan Jones (Texas A&M) vs LSU (01/11/15)
- 8 Marjorie Butler (Georgia) at Ole Miss (01/15/15)
- 8 Calli Berna (Arkansas) at Auburn (02/15/15)
- 8 Cassie Peoples (Florida) at Mississippi State (02/15/15)

- 8 Jordan Jones (Texas A&M) at Kentucky (02/19/15)
- 8 Erika Sisk (Ole Miss) vs Kentucky (2/23/15)
- 8 Katie Frerking (Auburn) vs Alabama (03/01/15)
- 8 Calli Berna (Arkansas) at Baylor (03/22/15)

### STEALS

- 7 Jordan Reynolds (Tennessee) vs Oral Roberts (11/17/14)
- 7 Carlie Needles (Florida) vs Charleston Southern (11/25/14)
- 7 Erika Sisk (Ole Miss) vs SMO (11/25/14)
- 7 Tiffany Mitchell (South Carolina) vs NC Central (12/01/14)
- 7 Raigyne Moncrief (LSU) vs Louisiana Tech (12/03/14)
- 7 Hasina Muhammad (Auburn) vs Samford (12/14/14)
- 7 Jancee Thompson (Kentucky) vs Tennessee State (12/28/14)
- 7 Danielle Ballard (LSU) vs Ole Miss (01/29/15)
- 6 Dashawn Harden (LSU) vs Jackson State (11/17/14)
- 6 Andraya Carter (Tennessee) vs Oral Roberts (11/17/14)
- 6 Andraya Carter (Tennessee) vs Winthrop (11/21/14)
- 6 Dominique Dillingham (Mississippi State) vs Western Kentucky (11/23/14)
- 6 Shacobia Barbee (Georgia) at Mercer (12/04/14)
- 6 Jordan Frericks (Missouri) at Bradley (12/06/14)
- 6 Raigyne Moncrief (LSU) vs Vanderbilt (01/08/15)
- 6 Linnae Harper (Kentucky) vs Florida (01/15/15)
- 6 Jordan Jones (Texas A&M) vs Ole Miss (01/18/15)
- 6 Danielle Ballard (LSU) at Auburn (02/05/15)
- 6 Danielle Ballard (LSU) at South Florida (03/21/15)

### BLOCKED SHOTS

- 6 Azia Bishop (Kentucky) vs Tennessee State (12/28/14)
- 6 Nia Moore (Tennessee) vs Alabama (02/19/15)
- 6 A'Ja Wilson (South Carolina) at Kentucky (03/01/15)
- 6 Martha Alwal (Mississippi State) vs Tulane (3/20/15)
- 5 Khaalia Hillsman (Texas A&M) vs McNeese State (11/26/14)
- 5 Kayla Lewis (Florida) at Savannah State (12/04/14)
- 5 Tia Faleru (Ole Miss) vs Baylor (12/07/14)
- 5 Achiri Ade (Texas A&M) at SMU (12/09/14)
- 5 Melissa Wolff (Arkansas) at Missouri State (12/10/14)
- 5 Jessica Jackson (Arkansas) at Tulsa (12/14/14)
- 5 Isabelle Harrison (Tennessee) vs Oregon State (12/28/14)
- 5 Martha Alwal (Mississippi State) vs Arkansas-Pine Bluff (12/29/14)
- 5 Azia Bishop (Kentucky) vs Auburn (01/08/15)
- 5 Hasina Muhammad (Auburn) at Kentucky (01/08/15)
- 5 A. Caron-Goudreau (Vanderbilt) vs Arkansas (01/22/15)
- 5 Alaina Coates (South Carolina) vs Alabama (01/29/15)

### TURNOVERS

- 10 Jasmine Jenkins (Vanderbilt) vs Mississippi State (01/11/15)
- 9 Raigyne Moncrief (LSU) at Florida (01/02/15)
- 9 Ronni Williams (Florida) vs Tennessee (02/08/15)
- 8 Jordan Jones (Texas A&M) vs New Mexico (11/15/14)
- 8 Paris Kea (Vanderbilt) vs Green Bay (11/17/14)
- 8 Erika Sisk (Ole Miss) vs Middle Tennessee (11/23/14)
- 8 Courtney Williams (Texas A&M) at TCU (12/07/14)
- 8 Raigyne Moncrief (LSU) at Long Beach State (12/16/14)
- 8 Sierra Michaelis (Missouri) vs Mississippi State (01/04/15)
- 8 A'Queen Hayes (Ole Miss) at Florida (01/08/15)
- 8 Linnae Harper (Kentucky) at LSU (01/18/15)
- 8 Jhasmin Bowen (Arkansas) at Alabama (02/01/15)
- 8 Danielle Ballard (LSU) at South Carolina (02/12/15)
- 8 Morgan William (Mississippi State) at Kentucky (02/12/15)
- 8 Haley Clark (Georgia) vs Auburn (02/22/15)
- 8 Courtney Walker (Texas A&M) at LSU (03/01/15)

# 2014-15 REVIEW



MISSISSIPPI STATE • MISSOURI • SOUTH CAROLINA • TENNESSEE • TEXAS A&M • VANDERBILT

## FINAL TEAM SUPERLATIVES

### POINTS

111	Kentucky vs Appalachian State (11/14/14)
111	Tennessee vs Saint Francis (12/03/14)
111	South Carolina vs Savannah State (12/14/14)
109	Mississippi State vs North Dakota State (12/02/14)
104	Mississippi State vs Mississippi Valley (12/15/14)
102	South Carolina at Alabama (01/08/15)
99	South Carolina vs Clemson (11/20/14)
97	Mississippi State vs Mercer (11/14/14)
97	Tennessee vs Penn (11/14/14)
97	Tennessee vs Tennessee State (11/24/14)
97	Mississippi State vs Southeastern La. (12/07/14)
97	Kentucky vs Tennessee State (03/20/15)
97	South Carolina vs Syracuse (3/22/15)
94	Texas A&M vs Houston (12/13/14)
94	Kentucky vs Dayton (03/22/15)

### MARGIN

67 (111-44)	Tennessee vs Saint Francis (12/03/14)
66 (93-27)	Texas A&M vs McNeese State (11/26/14)
64 (90-26)	South Carolina vs NC Central (12/01/14)
63 (104-41)	Mississippi State vs Mississippi Valley (12/15/14)
62 (111-49)	South Carolina vs Savannah State (12/14/14)
61 (97-36)	Mississippi State vs Southeastern La. (12/07/14)
58 (99-41)	South Carolina vs Clemson (11/20/14)
57 (83-26)	Mississippi State vs Arkansas-Pine Bluff (12/29/14)
53 (91-38)	Ole Miss vs Mississippi Valley (11/16/14)
52 (91-39)	Tennessee vs Oral Roberts (11/17/14)
51 (89-38)	South Carolina vs San Diego State (11/23/14)
51 (97-46)	Tennessee vs Tennessee State (11/24/14)
51 (109-58)	Mississippi State vs North Dakota State (12/02/14)
50 (92-42)	Auburn vs Grambling (11/17/14)

### FIELD GOALS MADE

41	Auburn vs Grambling (11/17/14)
40	Tennessee vs Penn (11/14/14)
40	Mississippi State vs North Dakota State (12/02/14)
39	Kentucky vs Appalachian State (11/14/14)
38	Tennessee vs Oral Roberts (11/17/14)
38	South Carolina vs Clemson (11/20/14)
38	Texas A&M vs McNeese State (11/26/14)
38	Tennessee vs Saint Francis (12/03/14)
38	South Carolina vs Savannah State (12/14/14)
38	Mississippi State vs Mississippi Valley (12/15/14)
38	Auburn at Florida International (12/29/14)
37	Ole Miss vs Grambling (11/14/14)
37	Kentucky vs Morehead State (11/19/14)
37	Georgia vs Georgia Southern (11/25/14)
37	Texas A&M vs Houston (12/13/14)
37	South Carolina vs Central Michigan (12/20/14)
37	South Carolina at Alabama (01/08/15)

### FIELD GOAL ATTEMPTS

90	Mississippi State vs Southeastern La. (12/07/14)
89	Kentucky vs Morehead State (11/19/14)
87	Kentucky vs Mississippi State (02/12/15)
86	Mississippi State vs Mississippi Valley (12/15/14)
83	Tennessee vs Penn (11/14/14)
81	Ole Miss vs Mississippi Valley (11/16/14)
80	Kentucky at Duke (12/21/14)
79	Ole Miss vs Grambling (11/14/14)
78	Tennessee vs Winthrop (11/21/14)
78	Ole Miss at Western Kentucky (12/04/14)
77	Tennessee vs Oral Roberts (11/17/14)
77	Kentucky vs Oklahoma (11/28/14)
77	Mississippi State vs North Dakota State (12/02/14)
77	Mississippi State vs Illinois - Chicago (12/20/14)
76	Tennessee vs Saint Francis (12/03/14)
76	Arkansas vs Grambling (12/29/14)
76	Kentucky vs Tennessee (03/07/15)
76	Kentucky vs Dayton (03/22/15)

### FIELD GOAL PERCENTAGE

.642 (34-53)	South Carolina vs Savannah State (3/20/15)
.638 (37-58)	South Carolina at Alabama (01/08/15)
.629 (22-35)	Vanderbilt vs Mississippi State (01/11/15)
.612 (30-49)	South Carolina vs Florida State (03/29/15)
.610 (25-41)	Vanderbilt vs Arizona State (11/30/14)
.605 (26-43)	Vanderbilt vs Alabama-Huntsville (01/15/15)
.603 (35-58)	South Carolina vs NC Central (12/01/14)
.594 (41-69)	Auburn vs Grambling (11/17/14)
.593 (35-59)	Missouri vs SEMO (11/17/14)
.593 (32-54)	South Carolina at Florida (01/19/15)
.585 (38-65)	South Carolina vs Savannah State (12/14/14)
.580 (29-50)	Vanderbilt at Florida (02/19/15)
.578 (37-64)	Texas A&M vs Houston (12/13/14)
.578 (26-45)	Vanderbilt vs Green Bay (11/17/14)
.576 (38-66)	Texas A&M vs McNeese State (11/26/14)

### 3-PT FG MADE

16	Missouri at Kansas State (3/22/15)
14	Missouri vs Western Illinois (11/15/14)
13	Missouri vs UT Martin (12/22/14)
13	Missouri vs Kentucky (01/25/15)
12	Arkansas vs Northwestern State (11/23/14)
12	Tennessee vs Vanderbilt (03/01/15)
11	Mississippi State vs North Dakota State (12/02/14)
11	Mississippi State vs Southeastern La. (12/07/14)
11	Mississippi State vs Mississippi Valley (12/15/14)
11	South Carolina at Alabama (01/08/15)
10	Ole Miss vs Alabama (01/11/15)
10	Missouri at Alabama (02/12/15)
10	Mississippi State at Duke (03/22/15)

### 3-PT FG ATTEMPTS

38	Missouri vs UT Martin (12/22/14)
37	Missouri at Kansas State (3/22/15)
35	Missouri vs Kentucky (01/25/15)
34	Missouri vs UNLV (11/21/14)
33	Mississippi State vs Southeastern La. (12/07/14)
32	Georgia vs Missouri (01/08/15)
31	Mississippi State at Duke (03/22/15)
29	Arkansas vs Northwestern State (11/23/14)
29	Ole Miss vs Southern Miss (12/18/14)
28	Kentucky at Central Michigan (11/22/14)
28	Ole Miss vs Utah (11/28/14)
28	Missouri vs Missouri State (12/30/14)
27	Ole Miss vs Mississippi Valley (11/16/14)
27	Alabama vs Arkansas-Pine Bluff (12/16/14)
27	Missouri at Michigan (03/26/15)

### 3-PT PERCENTAGE (MIN. 3 MADE)

.750 (3-4)	Vanderbilt vs Arkansas (01/22/15)
.714 (5-7)	LSU vs Louisiana Tech (12/03/14)
.667 (4-6)	Tennessee vs Mississippi State (02/01/15)
.625 (5-8)	Texas A&M vs Northwestern State (12/03/14)
.625 (5-8)	Kentucky vs Middle Tennessee (12/12/14)
.615 (8-13)	LSU at Miami (12/29/14)
.609 (14-23)	Missouri vs Western Illinois (11/15/14)
.600 (6-10)	Tennessee at Notre Dame (01/19/15)
.600 (3-5)	Texas A&M vs Texas (12/21/14)
.600 (3-5)	Ole Miss at Mississippi State (03/01/15)
.600 (3-5)	Vanderbilt vs Alabama (03/04/15)
.583 (7-12)	South Carolina vs LSU (02/12/15)
.571 (8-14)	Vanderbilt at Florida (02/19/15)
.571 (4-7)	Texas A&M at TCU (12/07/14)
.571 (4-7)	LSU at UC Santa Barbara (12/19/14)

### FREE THROWS MADE

34	Kentucky vs Oklahoma (11/28/14)
34	South Carolina vs Savannah State (12/14/14)
33	Mississippi State vs Louisiana Tech (12/11/14)
33	Vanderbilt vs Mississippi State (01/11/15)
31	Kentucky vs Tennessee State (03/20/15)
30	Florida vs Charleston Southern (11/25/14)



# 2014-15 REVIEW

ALABAMA • ARKANSAS • AUBURN • FLORIDA • GEORGIA • KENTUCKY • LSU • OLE MISS

## FINAL TEAM SUPERLATIVES

- 29 Alabama vs New Orleans (12/21/14)
- 28 Tennessee vs Tennessee State (11/24/14)
- 28 Tennessee vs Saint Francis (12/03/14)
- 28 Kentucky vs Tennessee State (12/28/14)
- 28 Arkansas vs Ole Miss (03/05/15)
- 27 Mississippi State at New Orleans (11/29/14)
- 27 Kentucky at LSU (01/18/15)
- 27 Kentucky vs South Carolina (03/01/15)
- 26 Mississippi State vs Arkansas State (11/16/14)
- 26 Kentucky vs Baylor (11/17/14)
- 26 Mississippi State vs Western Kentucky (11/23/14)
- 26 Georgia at Tennessee Tech (11/29/14)
- 26 Texas A&M at Mississippi State (02/08/15)
- 26 Georgia vs Missouri (03/05/15)

### FREE THROW ATTEMPTS

- 53 Kentucky vs Oklahoma (11/28/14)
- 47 South Carolina vs Savannah State (12/14/14)
- 47 Alabama vs New Orleans (12/21/14)
- 46 Mississippi State vs Louisiana Tech (12/11/14)
- 43 Kentucky vs Northern Kentucky (12/03/14)
- 43 Kentucky vs Tennessee State (12/28/14)
- 42 Arkansas vs Oklahoma (12/21/14)
- 42 Vanderbilt vs Mississippi State (01/11/15)
- 42 Kentucky vs Tennessee State (03/20/15)
- 40 South Carolina at Ole Miss (02/01/15)
- 39 Mississippi State at New Orleans (11/29/14)
- 39 Georgia at Tennessee Tech (11/29/14)
- 38 Kentucky vs Appalachian State (11/14/14)
- 38 Tennessee vs Saint Francis (12/03/14)
- 38 Ole Miss at Florida (01/08/15)
- 38 Texas A&M at Mississippi State (02/08/15)
- 38 Kentucky vs Dayton (03/22/15)

### FREE THROW PERCENTAGE (MIN. 10 MADE)

- 1.000 (18-18) Tennessee vs Alabama (02/19/15)
- 1.000 (14-14) LSU at Auburn (02/05/15)
- .955 (21-22) Tennessee vs Gonzaga (03/28/15)
- .952 (20-21) Tennessee vs Georgia (01/25/15)
- .947 (18-19) Florida at Vanderbilt (02/01/15)
- .913 (21-23) Kentucky at Vanderbilt (02/08/15)
- .909 (30-33) Florida vs Charleston Southern (11/25/14)
- .905 (19-21) Georgia at Georgia Tech (11/23/14)
- .905 (19-21) Tennessee vs LSU (01/22/15)
- .900 (18-20) Alabama vs Quinnipiac (11/30/14)
- .900 (18-20) Tennessee vs Kentucky (03/07/15)

### REBOUNDS

- 71 Tennessee vs Saint Francis (12/03/14)
- 69 Mississippi State vs Southeastern La. (12/07/14)
- 65 Arkansas vs Grambling (12/29/14)
- 62 Alabama vs Arkansas-Pine Bluff (12/16/14)
- 60 Tennessee vs Penn (11/14/14)
- 59 Ole Miss vs Southern (11/20/14)
- 57 Mississippi State at Kentucky (02/12/15)
- 56 South Carolina vs Savannah State (12/14/14)
- 55 Alabama vs Florida A&M (11/14/14)
- 55 Kentucky vs Morehead State (11/19/14)
- 55 Missouri vs UNLV (11/21/14)
- 55 Alabama vs Mercer (12/14/14)
- 55 South Carolina vs Kentucky (01/11/15)
- 54 Georgia vs Morgan State (11/14/14)
- 54 Arkansas vs Northwestern State (11/23/14)
- 54 Tennessee at Rutgers (12/14/14)
- 54 Kentucky at LSU (01/18/15)

### ASSISTS

- 29 Auburn vs Grambling (11/17/14)
- 27 Tennessee vs Penn (11/14/14)
- 26 South Carolina vs NC Central (12/01/14)
- 26 Auburn vs Southeastern La. (12/04/14)
- 25 South Carolina vs Clemson (11/20/14)
- 25 South Carolina vs San Diego State (11/23/14)
- 24 Kentucky vs Appalachian State (11/14/14)

- 24 Texas A&M vs McNeese State (11/26/14)
- 24 Mississippi State vs North Dakota State (12/02/14)
- 24 Mississippi State vs Southeastern La. (12/07/14)
- 24 Tennessee vs Texas A&M (01/08/15)
- 24 Tennessee vs Vanderbilt (03/01/15)
- 23 Georgia vs Georgia Southern (11/25/14)
- 23 Texas A&M vs Houston (12/13/14)
- 23 South Carolina vs Savannah State (12/14/14)
- 23 Mississippi State vs Mississippi Valley (12/15/14)
- 23 Texas A&M vs Alabama (02/16/15)
- 23 South Carolina vs Savannah State (3/20/15)

### STEALS

- 23 Ole Miss vs Mississippi Valley (11/16/14)
- 23 Georgia vs Georgia Southern (11/25/14)
- 22 Auburn vs Troy (11/14/14)
- 22 LSU vs Ole Miss (01/29/15)
- 21 Georgia vs Morgan State (11/14/14)
- 21 Tennessee vs Oral Roberts (11/17/14)
- 21 Tennessee vs Tennessee State (11/24/14)
- 21 South Carolina vs NC Central (12/01/14)
- 20 LSU vs Jackson State (11/17/14)
- 20 Florida vs Longwood (11/17/14)
- 20 Ole Miss vs South Alabama (12/14/14)
- 20 Auburn at Florida Internationa (12/29/14)
- 19 Tennessee vs Winthrop (11/21/14)
- 19 Florida vs Charleston Southern (11/25/14)
- 19 Mississippi State vs Mississippi Valley (12/15/14)

### BLOCKED SHOTS

- 15 Auburn at Florida Internationa (12/29/14)
- 15 South Carolina vs Arkansas (03/06/15)
- 12 South Carolina at Kentucky (03/01/15)
- 11 Mississippi State vs Arkansas-Pine Bluff (12/29/14)
- 11 South Carolina at Arkansas (02/19/15)
- 10 South Carolina vs Southern Cal (11/15/14)
- 10 LSU vs Jackson State (11/17/14)
- 10 Mississippi State at Louisiana (12/17/14)
- 10 South Carolina vs Kentucky (01/11/15)
- 10 South Carolina at Georgia (02/05/15)

### TURNOVERS

- 32 Vanderbilt vs Green Bay (11/17/14)
- 30 Florida at Florida State (12/07/14)
- 30 Ole Miss at LSU (01/29/15)
- 29 Auburn at Alabama (01/22/15)
- 28 Kentucky vs Middle Tennessee (12/12/14)
- 28 Georgia vs Florida (02/12/15)
- 27 LSU vs Jackson State (11/17/14)
- 27 Missouri at Bradley (12/06/14)
- 27 Vanderbilt at Elon (12/14/14)
- 27 Alabama vs Kentucky (01/02/15)
- 27 Florida at Auburn (01/04/15)
- 27 Missouri vs Mississippi State (01/04/15)
- 27 Florida at Kentucky (01/15/15)
- 27 Mississippi State at Kentucky (02/12/15)
- 27 Georgia vs Auburn (02/22/15)











# 2014-15 REVIEW

ALABAMA • ARKANSAS • AUBURN • FLORIDA • GEORGIA • KENTUCKY • LSU • OLE MISS

## FINAL TEAM STATISTICS (TEAM-BY-TEAM)

### TENNESSEE

OVERALL: 30-6 (18-0 H, 9-4 A, 2-2 N) • SEC: 15-1 (8-0 H, 7-1 A)

Player	G-GS	Min.-Avg.	FG-FGA	Pct.	3P-3PA	Pct.	FT-FTA	Pct.	Off-Def	Tot.-Avg.	PF-FO	A	TO	B	S	Pts.-Avg.
20 Isabelle Harrison	21-17	473-22.5	99-210	.471	0-0	.000	58-90	.644	58-123	181-8.6	47-1	15	54	26	13	256-12.2
05 Ariel Massengale	35-13	1058-30.2	127-337	.377	74-202	.366	74-86	.860	9-83	92-2.6	35-0	88	58	0	23	402-11.5
11 Cierra Burdick	34-29	990-29.1	138-316	.437	13-35	.371	85-103	.825	85-173	258-7.6	78-1	91	95	17	38	374-11.0
12 Bashaara Graves	36-34	1024-28.4	137-272	.504	0-1	.000	108-146	.740	126-126	252-7.0	72-2	74	63	19	35	382-10.6
02 Jasmine Jones	7-6	139-19.9	25-58	.431	1-4	.250	15-24	.625	12-20	32-4.6	14-0	7	13	2	5	66-9.4
14 Andraya Carter	35-31	1050-30.0	102-262	.389	29-85	.341	38-56	.679	53-54	107-3.1	75-1	74	44	14	80	271-7.7
0 Jordan Reynolds	36-35	923-25.6	95-253	.375	21-66	.318	50-63	.794	31-100	131-3.6	38-0	83	56	10	53	261-7.3
31 Jaime Nared	36-3	566-15.7	60-159	.377	8-36	.222	59-71	.831	55-72	127-3.5	45-0	38	32	12	24	187-5.2
01 Nia Moore	36-9	384-10.7	75-133	.564	0-0	.000	19-30	.633	39-67	106-2.9	55-0	12	40	33	17	169-4.7
33 Alexa Middleton	36-3	483-13.4	53-145	.366	12-42	.286	20-28	.714	18-37	55-1.5	39-0	49	40	1	26	138-3.8
13 Kortney Dunbar	20-0	131-6.6	23-52	.442	14-37	.378	1-3	.333	4-23	27-1.4	11-0	2	3	6	5	61-3.1
04 Jannah Tucker	2-0	4-2.0	0-2	.000	0-0	.000	0-0	.000	1-0	1-0.5	1-0	0	0	0	0	0-0.0
Team									72-73	145-4.3	2		10			
<b>Total</b>	<b>36</b>		<b>934-2199</b>	<b>.425</b>	<b>172-508</b>	<b>.339</b>	<b>527-700</b>	<b>.753</b>	<b>563-951</b>	<b>1514-42.1</b>	<b>512-5</b>	<b>533</b>	<b>508</b>	<b>140</b>	<b>319</b>	<b>2567-71.3</b>
Opponents	36		787-2102	.374	163-531	.307	290-436	.665	434-798	1232-34.2	659	390	602	128	254	2027-56.3

### TEXAS A&M

OVERALL: 23-10 (14-1 H, 6-6 A, 3-3 N) • SEC: 10-6 (7-1 H, 3-5 A)

Player	G-GS	Min.-Avg.	FG-FGA	Pct.	3P-3PA	Pct.	FT-FTA	Pct.	Off-Def	Tot.-Avg.	PF-FO	A	TO	B	S	Pts.-Avg.
01 Courtney Williams	29-28	901-31.1	170-419	.406	10-31	.323	79-115	.687	34-141	175-6.0	69-2	71	63	5	28	429-14.8
33 Courtney Walker	33-33	1102-33.4	186-448	.415	9-31	.290	90-104	.865	30-92	122-3.7	68-0	53	74	8	39	471-14.3
24 Jordan Jones	28-28	864-30.9	84-209	.402	22-78	.282	63-87	.724	11-89	100-3.6	61-1	186	99	5	54	253-9.0
35 Achiri Ade	33-28	891-27.0	79-174	.454	1-1	1.000	56-97	.577	110-153	263-8.0	68-1	16	31	28	17	215-6.5
00 Khaalia Hillsman	31-18	473-15.3	68-125	.544	0-0	.000	29-51	.569	49-107	156-5.0	55-0	7	29	17	5	165-5.3
15 Tori Scott	31-7	462-14.9	54-122	.443	4-13	.308	14-24	.583	26-40	66-2.1	31-0	19	31	5	16	126-4.1
12 Jada Terry	31-11	353-11.4	53-71	.746	0-0	.000	13-23	.565	28-29	57-1.8	45-1	3	28	18	7	119-3.8
11 Curtcyce Knox	33-5	501-15.2	42-101	.416	8-25	.320	31-51	.608	7-44	51-1.5	41-2	60	47	4	28	123-3.7
13 Chelsea Jennings	32-3	404-12.6	51-118	.432	0-0	.000	17-25	.680	23-49	72-2.3	35-0	17	23	10	30	119-3.7
23 Rachel Mitchell	31-3	258-8.3	24-61	.393	0-0	.000	18-29	.621	34-40	74-2.4	40-1	1	25	32	7	66-2.1
03 Taylor Cooper	25-1	154-6.2	19-55	.345	8-32	.250	7-11	.636	3-15	18-0.7	14-0	8	7	3	7	53-2.1
10 Shlonte Allen	6-0	35-5.8	4-10	.400	1-2	.500	3-5	.600	1-3	4-0.7	6-0	0	4	0	1	12-2.0
32 T. Scott-Williams	27-0	217-8.0	16-35	.457	1-3	.333	13-21	.619	26-37	63-2.3	19-0	6	7	1	8	46-1.7
30 Allison Chu	8-0	10-1.3	0-0	.000	0-0	.000	3-4	.750	0-1	1-0.1	0-0	1	1	0	0	3-0.4
Team									56-60	116-3.5	1		5			
<b>Total</b>	<b>33</b>		<b>850-1948</b>	<b>.436</b>	<b>64-216</b>	<b>.296</b>	<b>436-647</b>	<b>.674</b>	<b>438-900</b>	<b>1338-40.5</b>	<b>553-8</b>	<b>448</b>	<b>474</b>	<b>136</b>	<b>247</b>	<b>2200-66.7</b>
Opponents	33		708-1965	.360	113-470	.240	373-532	.701	437-771	1208-36.6	608	363	508	94	214	1902-57.6

### VANDERBILT

OVERALL: 15-16 (9-6 H, 4-7 A, 2-3 N) • SEC: 5-11 (3-5 H, 2-6 A)

Player	G-GS	Min.-Avg.	FG-FGA	Pct.	3P-3PA	Pct.	FT-FTA	Pct.	Off-Def	Tot.-Avg.	PF-FO	A	TO	B	S	Pts.-Avg.
01 Rebekah Dahlman	31-29	943-30.4	102-254	.402	43-124	.347	71-94	.755	34-90	124-4.0	69-2	54	96	1	36	318-10.3
25 Morgan Batey	31-29	863-27.8	106-208	.510	3-11	.273	48-62	.774	51-109	160-5.2	72-2	63	58	3	37	263-8.5
22 Marqu'es Webb	27-17	534-19.8	78-131	.595	0-0	.000	61-98	.622	51-82	133-4.9	78-3	18	54	9	16	217-8.0
10 K. Caron-Goudreau	3-0	54-18.0	6-22	.273	4-13	.308	5-8	.625	4-2	6-2.0	6-1	3	2	2	0	21-7.0
03 Rachel Bell	30-4	584-19.5	69-184	.375	36-100	.360	35-42	.833	25-35	60-2.0	21-0	21	37	3	12	209-7.0
21 Heather Bowe	23-21	467-20.3	71-136	.522	0-2	.000	18-26	.692	26-57	83-3.6	41-0	20	35	4	12	160-7.0
41 Paris Kea	31-8	707-22.8	87-191	.455	2-13	.154	39-61	.639	17-56	73-2.4	23-0	94	94	12	32	215-6.9
33 Christa Reed	15-4	280-18.7	30-78	.385	12-34	.353	18-24	.750	12-17	29-1.9	22-0	8	14	1	7	90-6.0
24 Kristen Gaffney	24-5	369-15.4	55-108	.509	1-12	.083	15-28	.536	16-47	63-2.6	39-1	11	28	2	13	126-5.3
13 A. Caron-Goudreau	27-16	527-19.5	48-122	.393	3-16	.188	24-39	.615	28-84	112-4.1	72-2	21	63	28	14	123-4.6
15 Jasmine Jenkins	31-22	720-23.2	47-112	.420	0-4	.000	26-42	.619	18-52	70-2.3	61-2	84	91	5	26	120-3.9
35 Kendall Shaw	8-0	43-5.4	8-17	.471	1-1	1.000	1-3	.333	0-7	7-0.9	12-0	0	6	5	0	18-2.3
44 Rayte'a Long	22-0	159-7.2	12-22	.545	0-0	.000	7-15	.467	8-20	28-1.3	21-0	9	15	2	11	31-1.4
Team									55-66	121-3.9	1		27			
<b>Total</b>	<b>31</b>		<b>719-1585</b>	<b>.454</b>	<b>105-330</b>	<b>.318</b>	<b>368-542</b>	<b>.679</b>	<b>345-724</b>	<b>1069-34.5</b>	<b>538-13</b>	<b>406</b>	<b>620</b>	<b>77</b>	<b>216</b>	<b>1911-61.6</b>
Opponents	31		729-1749	.417	172-577	.298	364-512	.711	366-614	980-31.6	580	420	498	86	257	1994-64.3

# 2014-15 REVIEW



MISSISSIPPI STATE • MISSOURI • SOUTH CAROLINA • TENNESSEE • TEXAS A&M • VANDERBILT

## FINAL TEAM RESULTS

### ALABAMA

		High Scorer	Result
Nov. 14	Florida A&M (SECN+)	Williams 21/Williams 11	W 60-44
Nov. 16	#7/7 Duke (SEC Network)	Cook 19/Three 4	L 40-90
Nov. 18	Jacksonville St. (SECN+)	Williams 26/Hutchen 10	L 62-64
Nov. 21	1-at Kansas	Williams 24/Hutchen 11	W 85-80
Nov. 22	1-Georgetown	Two 15/Five 5	W 72-58
Nov. 23	1-Temple	Williams 20/Williams 11	W 58-51
Nov. 26	Alabama A&M (SECN+)	Williams 29/Williams 10	W 75-44
Nov. 30	2-Quinnipiac	Knight 16/Hutchen 8	L 66-73
Dec. 2	USC Upstate (SECN+)	Hutchen 21/Hutchen 10	W 74-65
Dec. 4	UT-Martin (SECN+)	Cook 23/Hegstetter 7	W 68-55
Dec. 7	#12/15 Nebraska (SECN+)	Middlebrook 14/Cook 10	W 53-51
Dec. 14	Mercer (SEC Network)	Williams 12/Two 12	L 39-46
Dec. 16	Ark-Pine Bluff (SECN+)	Hutchen 15/Bolton 10	W 71-27
Dec. 21	New Orleans (SECN+)	Two 16/Hutchen 11	W 87-58
Dec. 28	Mississippi Valley St. (SECN+)	Hegstetter 15/Bolton 8	W 71-40
Jan. 2	*#11/11 Kentucky (SECN+)	Cook 18/Hegstetter 14	L 66-78
Jan. 4	*at #19/19 Georgia (FSN)	Two 12/Two 6	L 47-64
Jan. 8	*#1/1 So. Carolina (SECN+)	Knight 16/Hutchen 6	L 59-102
Jan. 11	*at Ole Miss (SECN+)	Hayden 16/Hayden 6	L 63-77
Jan. 18	*at #15/18 MSU (FSN)	Knight 13/Williams 9	L 50-66
Jan. 22	*Auburn (FSN)	Middlebrook 12/Hegstetter 6	W 51-50
Jan. 25	*Vanderbilt (FSN)	Williams 12/Hegstetter 9	L 52-55
Jan. 29	*at #1/1 So. Carolina (SECN+)	Middlebrook 11/Cook 6	L 54-85
Feb. 1	*Arkansas (SECN+)	Middlebrook 11/Williams 12	L 42-53
Feb. 8	*at LSU (SEC Network)	Williams 15/Hutchen 7	L 39-51
Feb. 12	*Missouri (FSN)	Middlebrook 17/Hegstetter 9	W 67-64
Feb. 16	*at #15/16 TAMU (SEC Net)	Williams 15/Williams 7	L 49-70
Feb. 19	*at #6/6 Tennessee (FSN)	Williams 18/Williams 7	L 56-77
Feb. 22	*#14/16 MSU (SECN+)	Williams 21/Two 5	L 55-57
Feb. 26	*Florida (SEC Network)	Middlebrook 15/Middlebrook 7	L 49-53
Mar. 1	*at Auburn (SECN+)	Cook 24/Hegstetter 7	L 73-80
Mar. 4	3-Vanderbilt (SEC Network)	Williams 21/Cook 8	L 56-66

All Times Central; \*SEC Game; 1-Hall of Fame Women's Challenge (Lawrence, Kan.); 2-Hall of Fame Women's Challenge (Uncasville, Conn.); 3-SEC Tournament (Little Rock, Ark.)

### ARKANSAS

		High Scorer	Result
Nov. 14	Nicholls State (SECN+)	Wolff 17/Wolff 13	W 63-52
Nov. 16	Savannah State (SECN+)	Jackson 19/Jackson 12	W 75-46
Nov. 20	at Middle Tennessee St.	Bowen 19/Wolff 8	W 58-51
Nov. 23	Northwestern St. (SECN+)	Brooks 19/Brooks 12	W 78-30
Nov. 28	1-#17/18 Iowa	Brooks 24/Wolff 10	W 77-67
Nov. 29	1-Richmond	Brooks 17/Wolff 11	W 74-55
Dec. 4	South Dakota St. (SECN+)	Brooks 28/Wolff 16	L 75-80 (OT)
Dec. 7	#18/20 Rutgers (SECN+)	Jackson 14/Three 8	L 52-64
Dec. 10	at Missouri State	Brooks 19/Wolff 9	W 59-50
Dec. 14	at Tulsa (CST/ESPN3)	Two 17/Bowen 12	W 64-53
Dec. 21	2-Oklahoma (SEC Network)	Brooks 24/Wolff 9	W 71-64
Dec. 29	Grambling State (SECN+)	Brooks 15/West 12	W 77-35
Jan. 2	*at Ole Miss (SECN+)	Jackson 17/Bowen 8	L 57-71
Jan. 4	*#5/8 Texas A&M (ESPN)	Jackson 18/Two 10	L 50-52
Jan. 8	*at #14/15 MSU (FSN)	Brooks 16/Berna 8	L 57-72
Jan. 11	*#7/9 Tennessee (ESPN)	Jackson 18/Wolff 10	L 51-60
Jan. 18	*Missouri (SEC Network)	Brooks 21/Two 9	W 73-55
Jan. 22	*at Vanderbilt (SECN+)	Brooks 20/Wolff 7	L 53-55
Jan. 25	*at Florida (ESPN)	Brooks 14/Wolff 7	L 58-72
Jan. 29	*Auburn (SECN+)	Brooks 17/Bowen 6	W 52-47
Feb. 1	*at Alabama (SECN+)	Bowen 21/Jackson 11	W 53-42
Feb. 9	*#22/21 Georgia (SEC Net)	Jackson 15/Wolff 8	W 54-48
Feb. 12	*at #15/16 TAMU (SEC Net)	Jackson 19/Bowen 8	L 55-59
Feb. 15	*at Auburn (SEC Network)	Jackson 18/Wolff 9	W 54-36
Feb. 19	*#2/2 So. Carolina (SEC Net)	Jackson 20/Jackson 9	L 56-73
Feb. 22	*LSU (ESPN)	Brooks 20/Jackson 13	W 63-41
Feb. 26	*#13/15 Kentucky (SECN+)	Jackson 23/Wolff 12	L 51-56
Mar. 1	*at Missouri (SECN+)	Jackson 19/Jackson 11	L 41-57
Mar. 5	3-Ole Miss (SEC Network)	Jackson 25/Jackson 8	W 72-61
Mar. 6	3-#3/4 So. Carolina (SEC Net)	Jackson 13/Two 6	L 36-58
Mar. 20	4-#22 Northwestern (ESPN2)	Brooks 15/Wolff 15	W 57-55
Mar. 22	4-at #5/6 Baylor (ESPN2)	Jackson 22/Bowen 8	L 44-73

All Times Central; \*SEC Game; 1-Las Vegas Tournament (Las Vegas, Nev.); 2-SEC/Big 12 Challenge (Little Rock, Ark.); 3-SEC Tournament (Little Rock, Ark.); 4-NCAA 1st/2nd Round (Waco, Texas)

### AUBURN

		High Scorer	Result
Nov. 14	Troy (SECN+)	Tanner 16/Tanner 10	W 71-54
Nov. 17	Grambling State (SECN+)	Tanner 31/Four 6	W 92-42
Nov. 20	Florida Gulf Coast (SECN+)	Tanner 19/Two 6	W 72-69
Nov. 23	at Virginia	Montgomery 24/Frerking 6	L 51-66
Nov. 29	at Winthrop	Two 11/Frerking 6	L 54-56
Dec. 2	Marquette (SECN+)	Tanner 16/Jones 8	W 79-53
Dec. 4	SE Louisiana (SECN+)	Tanner 15/Tanner 6	W 72-44
Dec. 14	Samford (SECN+)	Jones 12/Frerking 7	W 64-41
Dec. 17	Savannah State (SECN+)	Muhammad 14/Three 6	W 62-56
Dec. 20	1-at #25 St. John's (ESPN3)	Two 12/Tanner 10	L 49-56
Dec. 21	1-SMU	Dieng 14/Four 5	W 56-43
Dec. 29	2-at Florida International	Montgomery 20/Two 6	W 81-44
Dec. 30	2-Hampton	Tanner 13/Frerking 10	L 42-44
Jan. 2	*at #1/1 So. Carolina (SEC Net)	Muhammad 26/Montgomery 7	L 58-77
Jan. 4	*Florida (SEC Network)	Muhammad 13/Tanner 10	L 50-63
Jan. 8	*at #10/11 Kentucky (SECN+)	Tanner 23/Three 6	L 57-78
Jan. 11	*#20/19 Georgia (SEC Net)	Muhammad 18/Muhammad 10	L 52-57
Jan. 15	*#6/6 Tennessee (FSN)	Tanner 14/Muhammad 9	L 42-54
Jan. 22	*at Alabama (FSN)	Montgomery 16/Tanner 10	L 50-51
Jan. 26	*#18/20 MSU (SEC Net)	Montgomery 21/Tanner 9	L 48-59
Jan. 29	*at Arkansas (SECN+)	Tanner 12/Dieng 8	L 47-52
Feb. 1	*at #12/14 TAMU (SECN+)	Two 10/Tanner 10	L 45-78
Feb. 5	*LSU (FSN)	Montgomery 23/Frerking 9	L 49-60
Feb. 8	*at Missouri (SECN+)	Tanner 15/Tanner 10	L 49-59
Feb. 15	*Arkansas (SEC Network)	Tanner 12/Tanner 7	L 36-54
Feb. 19	*Ole Miss (FSN)	Tanner 14/Tanner 7	L 46-51
Feb. 22	*at Georgia (SECN+)	Montgomery 21/Frerking 9	W 44-26
Feb. 26	*at Vanderbilt (FSN)	Jones 21/Jones 9	W 70-58
Mar. 1	*Alabama (SECN+)	Montgomery 30/Tanner 7	W 80-73
Mar. 4	3-Florida	Montgomery 22/Tanner 8	W 71-49
Mar. 5	3-#18/17 Texas A&M (SEC Net)	Tanner 14/Frerking 10	L 47-57

All Times Central; \*SEC Game; 1- St. John's Chartwells Holiday Classic (Queens, N.Y.); 2-FIU Fun & Sun Classic (Miami, Fla.); 3-SEC Tournament (Little Rock, Ark.)

### FLORIDA

		High Scorer	Result
Nov. 14	Jacksonville (SECN+)	Williams 18/Lewis 7	W 84-73
Nov. 17	Longwood (SECN+)	William 19/Needles 8	W 91-46
Nov. 20	at St. John's	Needles 16/Lewis 9	L 66-72
Nov. 25	Charleston So. (SECN+)	Two 17/Needles 14	W 92-64
Nov. 28	at Georgetown	Lewis 19/Needles 8	W 81-73
Dec. 1	Virginia Tech (SEC Network)	Peoples 19/Two 5	W 73-44
Dec. 4	at Savannah State	Peoples 15/Lewis 10	L 58-68
Dec. 7	at Florida State (ESPN3)	Two 9/Four 5	L 51-77
Dec. 10	Wisconsin (SEC Network)	Miller 12/Lorenzen 8	L 48-51
Dec. 14	Stetson (SECN+)	Needles 10/Lewis 15	W 59-54
Dec. 21	1-Southern (SECN+)	Miller 14/Williams 7	W 78-49
Dec. 22	1-E. Washington (SECN+)	Williams 12/Lewis 9	L 56-67
Dec. 28	North Florida (SECN+)	Lorenzen 14/Two 8	W 63-51
Jan. 2	*LSU (SECN+)	Lewis 17/Lorenzen 9	L 65-68
Jan. 4	*at Auburn (SEC Network)	Copeland 12/Lewis 9	W 63-50
Jan. 8	*Ole Miss (FSN)	Williams 15/Lewis 10	L 57-64
Jan. 11	*at Missouri (SEC Network)	Two 12/Lewis 11	L 47-66
Jan. 15	*at #10/11 Kentucky (SEC Net)	Peoples 12/Lewis 8	L 56-62
Jan. 19	*#1/1 So. Carolina (SEC Net)	Williams 12/Lewis 8	L 42-77
Jan. 25	*Arkansas (ESPN)	Two 16/Williams 7	W 72-58
Jan. 29	*Missouri (SECN+)	Needles 18/Williams 6	L 52-68
Feb. 1	*at Vanderbilt (FSN)	Lewis 18/Lewis 11	W 67-58
Feb. 8	*#14/13 Tennessee (ESPN)	Peoples 18/Williams 13	L 56-64
Feb. 12	*at #24 Georgia (SECN+)	Peoples 11/Lewis 7	W 51-48
Feb. 15	*at #13/15 MSU (SEC Net)	Miller 16/Two 5	L 62-75
Feb. 19	*Vanderbilt (SEC Network)	Williams 17/Williams 8	L 75-76 (OT)
Feb. 22	*at #15/15 TAMU (SEC Net)	Williams 14/Copeland 6	L 46-66
Feb. 26	*at Alabama (SEC Net)	Peoples 18/Williams 7	W 53-49
Mar. 1	*Georgia (SEC Network)	Peoples 13/Copeland 8	L 45-52
Mar. 4	2-Auburn (SEC Network)	Williams 16/Williams 12	L 49-71

All Times Eastern; \*SEC Game; 1-Gator Holiday Classic (Gainesville, Fla.); 2-SEC Tournament (Little Rock, Ark.)



# 2014-15 REVIEW

ALABAMA • ARKANSAS • AUBURN • FLORIDA • GEORGIA • KENTUCKY • LSU • OLE MISS

## FINAL TEAM RESULTS

### GEORGIA

		High Scorer	Result
Nov. 14	Morgan State (SECN+)	Griffin 20/Hempe 7	W 68-36
Nov. 16	TCU (SECN+)	Donald 13/Barbee 14	W 62-53
Nov. 19	at Ohio State	Griffin 16/Engram 10	W 67-59
Nov. 23	at Georgia Tech (ESPN3)	Barbee 24/Donald 12	W 64-57
Nov. 25	Georgia Southern (SECN+)	Hempe 17/Hempe 8	W 93-52
Nov. 26	Colgate (SECN+)	Barbee 16/Donald 7	W 66-35
Nov. 29	at Tennessee Tech	Barbee 14/Three 6	W 74-51
Dec. 2	Coppin State (SECN+)	Engram 20/Barbee 10	W 49-29
Dec. 4	at Mercer (ESPN3)	Three 12/Three 5	W 68-49
Dec. 7	#16/16 Mich. St. (SEC Network)	Griffin 15/Donald 9	W 69-60
Dec. 20	Furman (SECN+)	Barbee 25/Barbee 12	W 58-51
Dec. 22	Belmont (SECN+)	Barbee 13/Two 8	W 62-43
Dec. 28	at Seton Hall	Griffin 16/Donald 13	L 51-70
Jan. 2	*at #17/18 MSU (SECN+)	Griffin 13/Engram 9	L 56-64
Jan. 4	*Alabama (FSN)	Griffin 16/Barbee 8	W 64-47
Jan. 8	*Missouri (SECN+)	Griffin 16/Donald 9	W 69-48
Jan. 11	*at Auburn (SEC Network)	Griffin 16/Barbee 11	W 57-52
Jan. 15	*at Ole Miss (SECN+)	Ford 20/Donald 9	L 52-55
Jan. 18	*Vanderbilt (SECN+)	Barbee 14/Barbee 11	W 64-53
Jan. 22	*#10/10 Texas A&M (SECN+)	Engram 16/Hempe 8	W 54-51
Jan. 25	*at #5/7 Tennessee (SEC Net)	Engram 14/Two 5	L 51-59
Feb. 1	*at #10/10 Kentucky (SEC Net)	Griffin 23/Two 5	L 72-80
Feb. 5	*#1/1 South Carolina (SEC Net)	Two 8/Ford 6	L 35-58
Feb. 9	*at Arkansas (SEC Network)	Hempe 16/Roberts 8	L 48-54
Feb. 12	*Florida (SECN+)	Ford 14/Two 8	L 48-51
Feb. 19	*at LSU (SECN+)	Griffin 14/Roberts 7	L 52-64
Feb. 22	*Auburn (SECN+)	Roberts 10/Ford 11	L 26-44
Feb. 26	*#6/6 Tennessee (SEC Net)	Engram 16/Engram 6	L 59-70
Mar. 1	*at Florida (SEC Network)	Griffin 17/Donald 11	W 52-45
Mar. 5	1-Missouri (SEC Network)	Griffin 21/Donald 15	W 75-64
Mar. 6	1-#5/5 Tennessee (SEC Network)	Two 13/Washington 5	L 41-75

All Times Eastern; \*SEC Game; 1-SEC Tournament (Little Rock, Ark.)

### KENTUCKY

		High Scorer	Result
Nov. 14	Appalachian State (SECN+)	O'Neill 20/Bishop 9	W 111-74
Nov. 17	#8/9 Baylor (ESPN2)	O'Neill 22/Epps 8	W 74-64
Nov. 19	Morehead State (SECN+)	Thompson 15/Bishop 11	W 91-62
Nov. 22	at Central Michigan (ESPN3)	O'Neill 19/Bishop 11	W 71-68
Nov. 27	1-Illinois	Epps 20/Bishop 7	L 71-77
Nov. 28	1-Oklahoma	Epps 24/Harper 12	W 93-88 (OT)
Nov. 29	1-South Florida	O'Neill 17/Bishop 10	W 61-57
Dec. 3	Northern Kentucky (SECN+)	Goodin-Rogers 19/Two 6	W 82-64
Dec. 7	at #7/7 Louisville (ESPN3)	Thompson 19/Harper 8	W 77-68
Dec. 12	MTSU (SEC Network)	O'Neill 22/Harper 8	W 78-62
Dec. 14	Belmont (SEC Network)	Bishop 15/Bishop 12	W 71-55
Dec. 21	at #13/13 Duke (ESPN2)	Two 17/Goodin-Rogers 6	L 68-89
Dec. 28	Tennessee State (SECN+)	Jennings 27/Two 8	W 87-75
Jan. 2	*at Alabama (SECN+)	Jennings 21/Epps 7	W 78-66
Jan. 4	*Ole Miss (SEC Network)	Thompson 17/Harper 14	W 64-58
Jan. 8	*Auburn (SECN+)	O'Neill 17/Bishop 10	W 78-57
Jan. 11	*at #1/1 So. Carolina (ESPN2)	O'Neill 13/Two 5	L 60-68
Jan. 15	*Florida (SEC Network)	Epps 20/Harper 9	W 62-56
Jan. 18	*at LSU (ESPN2)	O'Neill 19/Harper 15	L 79-84
Jan. 25	*at Missouri (SEC Network)	O'Neill 19/Harper 11	W 83-69
Jan. 29	*#6/6 Tennessee (SEC Net)	Epps 23/Sidney 9	L 72-73
Feb. 1	*#21/20 Georgia (SEC Net)	O'Neill 21/Harper 8	W 80-72
Feb. 8	*at Vanderbilt (SEC Network)	Harper 22/Sidney 7	W 82-68
Feb. 12	*#13/15 MSU (SEC Network)	Epps 42/Sidney 13	W 92-90 (2OT)
Feb. 15	*at #6/6 Tennessee (ESPN2)	Epps 13/Harper 6	L 58-72
Feb. 19	*#15/15 Texas A&M (SECN+)	Epps 19/Two 9	L 69-81
Feb. 23	*at Ole Miss (SEC Network)	Harper 16/Harper 10	L 59-67
Feb. 26	*at Arkansas (SECN+)	Bishop 12/Two 7	W 56-51
Mar. 1	*#2/2 South Carolina (ESPN2)	O'Neill 15/Bishop 9	W 67-56
Mar. 5	2-Vanderbilt (SEC Network)	O'Neill 19/Harper 7	W 67-61
Mar. 6	2-#11/13 Mississippi St. (SEC Net)	Epps 31/Goss 7	W 76-67
Mar. 7	2-#5/5 Tennessee (ESPN2)	Goss 16/O'Neill 6	L 64-75
Mar. 20	3-Tennessee State (ESPN2)	Harper 16/Harper 10	W 97-52
Mar. 22	3-Dayton (ESPN2)	Epps 29/Harper 12	L 94-99

All Times Eastern; \*SEC Game; 1-Paradise Jam Island Tournament (St. Thomas, V.I.); 2-SEC Tournament (Little Rock, Ark.); 3-NCAA 1st/2nd Rounds (Lexington, Ky.)

### LSU

		High Scorer	Result
Nov. 14	Ark.-Little Rock (SECN+)	Moncrief 15/Moncrief 9	L 54-70
Nov. 15	Sam Houston State (SECN+)	Deemer 16/Moncrief 8	W 71-45
Nov. 17	Jackson State (SECN+)	Jones 12/Jones 14	W 52-44 (OT)
Nov. 19	Tulane (SECN+)	Bethel 16/Boykin 6	L 45-51
Nov. 22	1-#22/24 Rutgers (SECN+)	Harden 15/Boykin 11	L 57-64
Nov. 25	2-Santa Clara	Boykin 14/Bethel 6	L 67-69
Nov. 26	2-UTEP		Cancelled
Nov. 27	2-Kansas State		Cancelled
Dec. 3	La. Tech (SEC Network)	Moncrief 18/Moncrief 10	W 73-59
Dec. 14	SE Louisiana (SECN+)	Harden 20/Boykin 10	W 75-42
Dec. 16	at Long Beach State	Harden 11/Boykin 12	L 44-59
Dec. 19	at UC Santa Barbara	Two 13/Two 7	W 78-45
Dec. 28	3-UNC Greensboro	Deemer 15/Moncrief 11	W 82-61
Dec. 29	3-at Miami (Fla.)	Harden 18/Moncrief 7	L 71-76
Jan. 2	*at Florida (SECN+)	Harden 23/Amichia 7	W 68-65
Jan. 4	*#1/1 South Carolina (ESPN2)	Harden 9/Boykin 11	L 51-75
Jan. 8	*Vanderbilt (SECN+)	Harden 18/Moncrief 9	W 64-44
Jan. 11	*at #9/8 Texas A&M (ESPN2)	Bethel 13/Bethel 10	L 48-55
Jan. 15	*at #15/18 MSU (SECN+)	Ballard 24/Ballard 10	W 71-69 (2OT)
Jan. 18	*#10/11 Kentucky (ESPN2)	Ballard 25/Boykin 11	W 84-79
Jan. 22	*at #5/7 Tennessee (SEC Net)	Two 15/Two 5	L 58-75
Jan. 29	*Ole Miss (SEC Network)	Deemer 22/Two 7	W 70-41
Feb. 2	*Missouri (SEC Network)	Moncrief 21/Ballard 11	W 74-65
Feb. 5	*at Auburn (FSN)	Ballard 14/Boykin 9	W 60-49
Feb. 8	*Alabama (SEC Network)	Two 11/Moncrief 13	W 51-39
Feb. 12	*at #1/2 South Carolina (FSN)	Ballard 16/Two 12	L 62-86
Feb. 19	*Georgia (SECN+)	Moncrief 16/Ballard 12	W 64-52
Feb. 22	*at Arkansas (ESPN2)	Harden 14/Ballard 8	L 41-63
Feb. 26	*at Ole Miss (SECN+)	Moncrief 18/Moncrief 8	L 57-58
Mar. 1	*#12/12 Texas A&M (ESPN2)	Harden 28/Ballard 7	W 80-63
Mar. 6	4-#18/17 Texas A&M (SEC Net)	Ballard 22/Ballard 10	W 71-65
Mar. 7	4-#3/4 South Carolina (ESPN2)	Moncrief 20/Boykin 6	L 54-74
Mar. 21	5-#25/25 South Florida (ESPN2)	Ballard 17/Moncrief 10	L 64-73

All Times Central; \*SEC Game; 1-Sue Gunter Classic (Baton Rouge, La.); 2-Hardwood Tournament of Hope (Puerto Vallarta, Mexico); 3-Miami Holiday Tournament (Miami, Fla.); 4-SEC Tournament (Little Rock, Ark.); 5-NCAA 1st/2nd Rounds (Tampa, Fla.)

### OLE MISS

		High Scorer	Result
Nov. 14	Grambling State (SECN+)	Faleru 23/Faleru 17	W 92-67
Nov. 16	Miss. Valley St. (SECN+)	Sessom 21/Sessom 9	W 91-38
Nov. 20	Southern (SECN+)	Faleru 29/Faleru 19	W 91-68
Nov. 23	MTSU (SECN+)	Sisk 20/Faleru 9	L 65-71
Nov. 25	SEMO (SECN+)	Faleru 15/Faleru 9	W 58-57
Nov. 28	1-Utah	Thompson 23/Faleru 9	W 52-38
Nov. 29	1-at Nevada	Faleru 18/Two 8	W 77-66
Dec. 4	at Western Kentucky	Golden 19/Faleru 8	L 69-98
Dec. 7	#11/11 Baylor (SECN+)	Three 9/Faleru 12	L 54-96
Dec. 14	South Alabama (SECN+)	Two 14/McCray 8	W 88-48
Dec. 18	Southern Miss (SECN+)	Faleru 17/Faleru 9	W 68-66
Dec. 20	Alabama A&M (SECN+)	Faleru 24/Faleru 14	W 71-47
Dec. 29	SE Louisiana (SECN+)	Faleru 18/Faleru 11	W 79-71 (OT)
Jan. 2	*Arkansas (SECN+)	Sisk 19/Faleru 10	W 71-57
Jan. 4	*at #11/11 Kentucky (SEC Net)	Faleru 21/Faleru 13	L 58-64
Jan. 8	*at Florida (FSN)	Faleru 16/Faleru 12	W 64-57
Jan. 11	*Alabama (SECN+)	Frizzell 24/Faleru 9	W 77-63
Jan. 15	*#18/16 Georgia (SECN+)	Two 12/Faleru 7	W 55-52
Jan. 18	*at #11/12 TAMU (SEC Net)	Sisk 15/Faleru 12	L 49-58
Jan. 22	*#18/20 MSU (SEC Net)	Hayes 12/Faleru 11	L 62-64
Jan. 29	*at LSU (SEC Network)	McCray 15/McCray 9	L 41-70
Feb. 1	*#1/1 So. Carolina (ESPN2)	Two 12/Faleru 13	L 59-77
Feb. 5	*at Vanderbilt (SECN+)	Faleru 23/Faleru 13	L 54-58
Feb. 12	*#6/6 Tennessee (SECN+)	Two 9/Two 5	L 49-69
Feb. 15	*at Missouri (SECN+)	Faleru 18/Faleru 15	L 58-72
Feb. 19	*at Auburn (FSN)	Faleru 22/Faleru 13	W 51-46
Feb. 23	*#11/10 Kentucky (SEC Net)	Faleru 16/McCray 15	W 67-59
Feb. 26	*LSU (SECN+)	Two 14/Faleru 10	W 58-57
Mar. 1	*at #11/13 MSU (FSN)	Two 11/Faleru 10	L 47-55
Mar. 5	2-Arkansas (SEC Network)	Faleru 19/McCray 5	L 61-72
Mar. 18	3-UT Martin	Briggs 19/Joseph 7	W 80-70
Mar. 22	4-Georgia Tech	Faleru 24/Faleru 10	W 63-48
Mar. 26	5-at Middle Tennessee	Sessom 18/Two 6	L 70-82

All Times Central; \*SEC Game; 1-John Ascuga Nugget Classic (Reno, Nev.); 2-SEC Tournament (Little Rock, Ark.); 3-WNIT First Round (Oxford, Miss.); 4-WNIT Second Round (Oxford, Miss.); 5-WNIT Third Round (Murfreesboro, Tenn.)

# 2014-15 REVIEW



MISSISSIPPI STATE • MISSOURI • SOUTH CAROLINA • TENNESSEE • TEXAS A&M • VANDERBILT

## FINAL TEAM RESULTS

### MISSISSIPPI STATE

		High Scorer	Result
Nov. 14	1-Mercer (SECN+)	Vivians 23/Williams 9	W 97-66
Nov. 16	1-Ark. St. (SECN+)	William 29/Richardson 9	W 93-83
Nov. 20	1-#17/16 WVU (SECN+)	Vivians 26/Okorle 13	W 74-61
Nov. 23	1-Western Ky. (CBSN)	Two 17/Vivians 12	W 88-77
Nov. 25	La-Monroe (SEN+)	Williams 15/Three 6	W 80-46
Nov. 29	at New Orleans	Vivians 16/Williams 8	W 85-45
Dec. 2	N.D. State (SECN+)	Vivians 26/Richarson 13	W 109-58
Dec. 7	SE Louisiana (SECN+)	Vivians 17/Two 11	W 97-36
Dec. 11	Louisiana Tech (SECN+)	Vivians 20/Okorie 14	W 81-77
Dec. 14	at Southern Miss	Richardson 12/Alwal 5	W 73-46
Dec. 15	Miss. Valley St. (SECN+)	Schaefer 12/Okorie 8	W 104-41
Dec. 17	at UL-Lafayette	William 21/Vivians 12	W 66-51
Dec. 20	2-Illinois-Chicago	Grant 14/Two 8	W 73-36
Dec. 21	2-Miami (OH)	Vivians 20/Okorle 8	W 68-42
Dec. 29	Ark.-Pine Bluff (SECN+)	Vivians 16/Vivians 9	W 82-26
Jan. 2	*#19/19 Georgia (SECN+)	Three 11/Two 7	W 64-56
Jan. 4	*at Missouri (SECN+)	James 17/Richardson 9	W 53-47
Jan. 8	*Arkansas (FSN)	Vivians 21/Richardson 8	W 72-57
Jan. 11	*at Vanderbilt (SECN+)	Batey 18/Batey 10	L 62-78
Jan. 15	*LSU (SECN+)	Dillingham 18/Carter 7	L 69-71 (2OT)
Jan. 18	*Alabama (FSN)	Grant 17/Alwal 10	W 66-50
Jan. 22	*at Ole Miss (SEC Net)	Richardson 16/Two 5	W 64-62
Jan. 26	*at Auburn (SEC Net)	Vivians 19/Vivians 10	W 59-48
Jan. 29	*Vanderbilt (SECN+)	Vivians 20/Two 6	W 69-44
Feb. 1	*at #6/6 Tennessee (SEC Net)	Vivians 17/Six 3	L 67-79
Feb. 8	*#14/13 TAMU (SEC Net)	Alwal 16/Alwal 10	W 63-61 (OT)
Feb. 12	*at #10/10 Kentucky (SEC Net)	Vivians 39/Dillingham 12	L 90-92 (2OT)
Feb. 15	*Florida (SEC Network)	Richardson 16/Alwal 13	W 75-62
Feb. 22	*at Alabama (SECN+)	Vivians 14/Dillingham 9	W 57-55
Feb. 26	*at #2/2 USC (FSN)	Two 14/Alwal 6	W 50-69
Mar. 1	*Ole Miss (FSN)	Vivians 17/Alwal 13	W 55-47
Mar. 6	3-#12/11 Kentucky (SEC Net)	Vivans 19/Alwal 10	L 67-76
Mar. 20	4-Tulane (ESPN2)	Richardson 15/Richardson 12	W 57-47
Mar. 22	4-at #16/16 Duke (ESPN2)	Vivians 15/Dillingham 10	L 56-64

All Times Central; \*SEC Game; 1-Preseason WNIT (Starkville, Miss.); 2-Las Vegas Holiday Hoops Classic (Las Vegas, Nev.); 3-SEC Tournament (Little Rock, Ark.); 4-NCAA 1st/2nd Rounds (Durham, N.C.)

### MISSOURI

		High Scorer	Result
Nov. 15	Western Illinois (SECN+)	Eye 21/McDowell 7	W 89-52
Nov. 17	SEMO (SECN+)	Porter 18/Frericks 8	W 88-42
Nov. 21	1-UNLV	Frericks 18/Frericks 12	W 79-60
Nov. 23	1-#14/14 California	Two 17/Frericks 13	L 70-82
Nov. 30	Milwaukee (SECN+)	Frericks 13/Two 7	W 68-55
Dec. 3	Loyola-Chicago (SECN+)	Frericks 14/Frericks 15	W 56-45
Dec. 6	at Bradley	Frericks 27/Frericks 17	L 64-76
Dec. 8	Saint Louis (SECN+)	Eye 20/Frericks 10	W 74-55
Dec. 12	Colorado (SECN+)	Two 10/McDowell 8	W 53-50
Dec. 14	Northern Illinois (SECN+)	Frericks 13/Two 8	W 47-44
Dec. 20	at Wake Forest	Michaelis 21/Frericks 9	W 79-64
Dec. 22	UT-Martin (SECN+)	Eye 21/Frericks 11	W 74-65
Dec. 30	2-Missouri State	Michaelis 13/Michaelis 10	L 52-57
Jan. 2	*at #8/9 Tennessee (SEC Net)	Frericks 23/Frericks 12	L 53-63
Jan. 4	*#17/18 Mississippi St. (SECN+)	Stock 16/Eye 12	L 47-53
Jan. 8	*at #20/19 Georgia (SECN+)	Frericks 12/Frericks 7	L 48-69
Jan. 11	*Florida (SEC Network)	Eye 18/Cunningham 11	W 66-47
Jan. 15	*#1/1 South Carolina (SEC Net)	Michaelis 22/Two 7	L 49-60
Jan. 18	*at Arkansas (SEC Network)	Frericks 14/Frericks 9	L 55-73
Jan. 25	*#14/14 Kentucky (SEC Net)	Michaelis 16/Frericks 13	L 69-83
Jan. 29	*at Florida (SECN+)	Frericks 19/Frericks 13	W 68-52
Feb. 2	*at LSU (SEC Network)	Frericks 23/Frericks 12	L 65-74
Feb. 5	*#14/13 Texas A&M (SEC Net)	Frericks 15/Frericks 16	L 48-55
Feb. 8	*Auburn (SECN+)	Stock 23/Frericks 11	W 59-49
Feb. 12	*at Alabama (FSN)	Michaelis 28/Michaelis 13	L 64-67
Feb. 15	*Ole Miss (SECN+)	Eye 16/Frericks 8	W 72-58
Feb. 22	*at Vanderbilt (SEC Net)	Frericks 15/Frericks 8	W 54-51
Feb. 26	*at #12/12 TAMU (SECN+)	Frericks 25/Frericks 12	W 70-69
Mar. 1	*Arkansas (SECN+)	Michaelis 15/Michaelis 7	W 57-41
Mar. 5	3-Georgia (SEC Net)	Michaelis 29/Two 6	L 64-75
Mar. 19	4-at Northern Iowa	Two 14/Frericks 14	W 69-61
Mar. 22	5-at Kansas State	Eye 27/Frericks 18	W 67-48

Mar. 26 6-at Michigan Frericks 14/Frericks 9L 55-65 All Times Central; \*SEC Game; 1- Wahine Classic (Honolulu, Hawaii); 2-at Kansas City, Mo.; 3-SEC Tournament (Little Rock, Ark.); 4-WNIT First Round (Cedar Falls, Iowa); 5-WNIT Second Round (Manhattan, Kansas); 6-WNIT Third Round (Ann Arbor, Mich.)

### SOUTH CAROLINA

		High Scorer	Result
Nov. 15	Southern California (SECN+)	Two 18/Coates 13	W 70-61
Nov. 20	Clemson (SEC Network)	Wilson 18/Coates 19	W 99-41
Nov. 23	San Diego State (SECN+)	Mitchell 20/Wilson 9	W 89-38
Nov. 27	1-Wisconsin	Wilson 11/Coates 9	W 67-44
Nov. 28	1-#22/22 Syracuse	Mitchell 21/Wilson 9	W 67-63
Dec. 1	N.C. Central (SECN+)	Wilson 16/Wilson 8	W 90-26
Dec. 4	Charlotte (SEC Network)	Wilson 17/Coates 13	W 82-61
Dec. 7	at #9/8 Duke (ESPN2)	Dozier 11/Coates 10	W 51-50
Dec. 14	Savannah State (SECN+)	Wilson 23/Coates 19	W 111-49
Dec. 17	at Hampton	Mitchell 20/Coates 13	W 69-49
Dec. 20	2-Central Michigan	Mitchell 18/Ibiam 12	W 80-45
Dec. 21	2-Liberty	Wilson 17/Wilson 10	W 84-44
Jan. 2	*Auburn (SEC Network)	Two 12/Coates 14	W 77-58
Jan. 4	*at LSU (ESPN2)	Wilson 21/Wilson 13	W 75-51
Jan. 8	*at Alabama (SECN+)	Coates 20/Wilson 5	W 102-59
Jan. 11	*#10/11 Kentucky (ESPN2)	Mitchell 19/Welch 11	W 68-60
Jan. 15	*at Missouri (SEC Network)	Mitchell 19/Welch 14	W 60-49
Jan. 19	*at Florida (SEC Network)	Mitchell 18/Coates 13	W 77-42
Jan. 26	*#12/10 Texas A&M (ESPN2)	Wilson 18/Coates 11	W 79-61
Jan. 29	*Alabama (SECN+)	Wilson 17/Coates 10	W 85-54
Feb. 1	*at Ole Miss (ESPN2)	Cuevas 21/Coates 10	W 77-59
Feb. 5	*at Georgia (SEC Network)	Cuevas 16/Welch 14	W 58-35
Feb. 9	at #2/2 Connecticut (ESPN2)	Two 17/Welch 11	L 62-87
Feb. 12	*LSU (FSN)	Wilson 26/Welch 9	W 86-62
Feb. 15	*Vanderbilt (ESPN2)	Two 20/Welch 9	W 89-59
Feb. 19	*at Arkansas (SEC Network)	Mitchell 15/Coates 11	W 73-56
Feb. 23	*#6/6 Tennessee (ESPN2)	Welch 19/Welch 14	W 71-66
Feb. 26	*#11/13 Mississippi St. (FSN)	Mitchell 16/Two 7	W 69-50
Mar. 1	*at #13/15 Kentucky (ESPN2)	Wilson 16/Wilson 19	L 56-67
Mar. 6	3-Arkansas (SEC Net)	Mitchell 12/Ibiam 9	W 58-36
Mar. 7	3-LSU (ESPN2)	Coates 16/Welch 10	W 74-54
Mar. 8	3-#5/5 Tennessee (ESPN)	Mitchell 17/Two 8	W 62-46
Mar. 20	4-Savannah State	Wilson 15/Wilson 9	W 81-48
Mar. 22	4-Syracuse	Two 14/Welch 10	W 97-68
Mar. 27	5-#15/12 North Carolina (ESPN)	Two 18/Coates 10	W 67-65
Mar. 29	5-#7/7 Florida State	Mitchell 21/Mitchell 6	W 80-74
April 5	6-#2/2 Notre Dame	Wilson 20/Welch 14	L 65-66

All Times Eastern; \*SEC Game; 1-Junkanoo Jam (Freeport, Bahamas); 2-Minnesota Gopher Classic (Minneapolis, Minn.); 3-SEC Tournament (Little Rock, Ark.); 4-NCAA 1st/2nd Rounds (Columbia, S.C.); 5-NCAA Regional (Greensboro, N.C.)

### TENNESSEE

		High Scorer	Result
Nov. 14	Penn (SECN+)	Moore 24/Moore 14	W 97-52
Nov. 17	Oral Roberts (SECN+)	Massengale 21/Graves 10	W 91-39
Nov. 21	Winthrop (SECN+)	Massengale 20/Two 10	W 81-48
Nov. 24	Tennessee State (SECN+)	Moore 25/Moore 11	W 97-46
Nov. 26	at Chattanooga	Jones 19/Jones 8	L 63-67
Nov. 30	at #6/13 Texas (FS 1)	Graves 15/Graves 10	L 59-72
Dec. 3	Saint Francis (SECN+)	Nared 20/Graves 11	W 111-44
Dec. 7	at Lipscomb (ESPN3)	Two 16/Burdick 10	W 85-51
Dec. 14	at #17/19 Rutgers (ESPN2)	Massengale 13/Harrison 13	W 55-45
Dec. 16	Wichita St. (SEC Network)	Harrison 14/Burdick 17	W 54-51
Dec. 20	#7/7 Stanford (SEC Network)	Massengale 18/Graves 10	W 59-40
Dec. 28	#16/14 Oregon St. (SEC Net)	Harrison 20/Harrison 12	W 74-63
Jan. 2	*Missouri (SEC Network)	Carter 16/Graves 11	W 63-53
Jan. 5	*at Vanderbilt (SEC Net)	Carter 19/Burdick 7	W 57-49
Jan. 8	*#9/8 Texas A&M (SEC Net)	Harrison 21/Burdick 11	W 81-58
Jan. 11	*at Arkansas (ESPN2)	Burdick 17/Harrison 13	W 60-51
Jan. 15	*at Auburn (FSN)	Two 11/Harrison 11	W 54-42
Jan. 19	at #6/7 Notre Dame (ESPN2)	Graves 22/Harrison 9	L 77-88
Jan. 22	*LSU (SEC Network)	Harrison 25/Harrison 8	W 75-58
Jan. 25	*#22/19 Georgia (SEC Net)	Reynolds 15/Harrison 9	W 59-51
Jan. 29	*at #10/10 Kentucky (SEC Net)	Harrison 19/Harrison 10	W 73-72
Feb. 1	*#18/18 MSU (SEC Net)	Burdick 24/Harrison 10	W 79-67
Feb. 8	*at Florida (ESPN2)	Harrison 17/Burdick 14	W 64-56
Feb. 12	*at Ole Miss (SECN+)	Harrison 21/Harrison 14	W 69-49
Feb. 15	*#10/10 Kentucky (ESPN2)	Massengale 17/Two 9	W 72-58
Feb. 19	*Alabama (FSN)	Massengale 17/Burdick 9	W 77-56
Feb. 23	*at #2/2 USC (ESPN2)	Graves 20/Burdick 10	L 66-71
Feb. 26	*at Georgia (SEC Net)	Burdick 18/Burdick 10	W 70-59
Mar. 1	*Vanderbilt (SEC Network)	Massengale 26/Two 6	W 79-49
Mar. 6	1-Georgia (SEC Net)	Moore 14/Graves 11	W 75-41
Mar. 7	1-#12/11 Kentucky (ESPN2)	Burdick 20/Burdick 11	W 75-64
Mar. 8	1-#3/2 South Carolina (ESPN)	Reynolds 17/Graves 8	L 46-62
Mar. 21	2-Boise State (ESPN2)	Graves 24/Burdick 11	W 72-61
Mar. 23	2-Pittsburgh (ESPN2)	Graves 21/Graves 14	W 77-67
Mar. 28	3-Gonzaga (ESPN)	Burdick 22/Burdick 15	W 73-69 (OT)
Mar. 30	3-#4/3 Maryland (ESPN)	Massengale 16/Two 7	L 48-58

All Times Eastern; \*SEC Game; 1-SEC Tournament (Little Rock, Ark.); 2-NCAA 1st/2nd Rounds (Knoxville, Tenn.); 3-NCAA Regional (Spokane, Wash.)



# 2014-15 REVIEW

ALABAMA • ARKANSAS • AUBURN • FLORIDA • GEORGIA • KENTUCKY • LSU • OLE MISS

## FINAL TEAM RESULTS

### TEXAS A&M

		High Scorer	Result
Nov. 14	1-at #18/18 DePaul	Walker 25/Ade 8	W 76-68
Nov. 15	1-New Mexico	Walker 20/Scott-Williams 11	W 66-52
Nov. 16	1-UTPA	Walker 17/Ade 16	W 63-61
Nov. 19	Rice (SECN+)	Walker 18/Ade 7	W 76-55
Nov. 24	Prairie View A&M (SECN+)	Walker 10/Williams 7	W 59-41
Nov. 26	McNeese State (SECN+)	Williams 19/Jennings 8	W 93-27
Nov. 30	#8/7 Duke (SEC Network)	Williams 21/Ade 9	W 63-59
Dec. 3	Northwestern St. (SECN+)	Jones 15/Jones 7	W 75-42
Dec. 7	at TCU (FSN)	Walker 21/Williams 12	W 82-71
Dec. 9	at SMU	Williams 21/Ade 10	W 70-62
Dec. 13	Houston (SECN+)	Walker 19/Ade 9	W 94-55
Dec. 21	2-#3/3 Texas (SEC Network)	Jones 21/Ade 11	L 65-67
Dec. 29	at Washington (Pac-12 Net)	Williams 19/Williams 10	L 49-70
Dec. 31	North Texas (SECN+)	Walker 12/Ade 7	W 75-38
Jan. 2	*Vanderbilt (SECN+)	Williams 22/Ade 11	W 75-61
Jan. 4	*at Arkansas (ESPNU)	Williams 18/Ade 15	W 52-50
Jan. 8	*at #7/9 Tennessee (SEC Net)	Walker 25/Ade 10	L 58-81
Jan. 11	*LSU (ESPNU)	Jones 12/Ade 13	W 55-48
Jan. 18	*Ole Miss (SEC Network)	Williams 21/Ade 13	W 58-49
Jan. 22	*at #22/19 Georgia (SECN+)	Walker 12/Ade 7	L 51-54
Jan. 26	*at #1/1 So. Carolina (ESPN2)	Ade 15/Three 5	L 61-79
Feb. 1	*Auburn (SECN+)	Williams 23/Walker 7	W 78-45
Feb. 5	*at Missouri (SEC Network)	Walker 17/Ade 8	W 55-48
Feb. 8	*at #14/13 MSU (SEC Net)	Walker 25/Hillsman 13	L 61-63 (OT)
Feb. 12	*Arkansas (SEC Network)	Williams 15/Ade 8	W 59-55
Feb. 16	*Alabama (SEC Network)	Walker 27/Hillsman 10	W 70-49
Feb. 19	*at #11/10 Kentucky (SECN+)	Walker 19/Ade 13	W 81-69
Feb. 22	*Florida (SEC Network)	Williams 11/Two 8	W 66-46
Feb. 26	*Missouri (SECN+)	Two 16/Hillsman 11	L 69-70
Mar. 1	*at LSU (ESPNU)	Williams 19/Three 6	L 63-80
Mar. 5	3-Auburn (SEC Net)	Williams 14/Hillsman 8	W 57-47
Mar. 6	3-LSU (SEC Net)	Williams 19/Ade 11	L 65-71
Mar. 21	4-UALR	Williams 23/Williams 12	L 60-69

All Times Central; \*SEC Game; ( ) TV Game; 1-Maggie Dixon Classic (Chicago, Ill.); 2-SEC/Big 12 Challenge (Little Rock, Ark.); 3-SEC Tournament (Little Rock, Ark.); 4-NCAA 1st/2nd Rounds (Tempe, Ariz.)

### VANDERBILT

		High Scorer	Result
Nov. 14	Belmont (SECN+)	Batey 15/A. Caron-Goudreau 11	W 65-58
Nov. 17	Green Bay (SECN+)	Webb 13/Webb 11	W 68-64 (OT)
Nov. 20	at Wisconsin	Dahlman 18/Dahlman 9	W 67-58
Nov. 24	Saint Louis (SECN+)	Bell 18/Batey 9	W 75-57
Nov. 28	1-Minnesota	A. Caron-Goudreau 21/14	W 71-54
Nov. 29	1-#3/4 Connecticut	Reed 17/Three 5	L 52-91
Nov. 30	1-Arizona State	Dahlman 19/Gaffney 5	L 67-72
Dec. 3	Miss. Valley St. (SECN+)	Batey 15/Two 10	W 63-37
Dec. 14	at Elon	Bowe 15/Batey 16	W 66-50
Dec. 18	at Marquette	Two 13/Batey 7	L 67-80
Dec. 21	Dayton (SECN+)	Bowe 15/Bowe 9	L 67-71
Dec. 29	James Madison (SECN+)	Bell 14/A. Caron-Goudreau 9	W 66-62
Jan. 2	*at #5/8 Texas A&M (SECN+)	Bowe 16/Webb 6	L 61-75
Jan. 5	*#7/9 Tennessee (SEC Net)	Reed 13/Webb 5	L 49-57
Jan. 8	*at LSU (SEC Network)	Kea 10/Bowe 10	L 44-64
Jan. 11	*#14/15 MSU (SECN+)	Batey 18/Batey 10	W 78-62
Jan. 15	UAH (SECN+)	Batey 16/Webb 5	W 74-51
Jan. 18	*at #18/16 Georgia (SECN+)	Dahlman 17/Kea 7	L 53-64
Jan. 22	*Arkansas (SECN+)	Two 11/A. Caron-Goudreau 7	W 55-53
Jan. 25	*at Alabama (FSN)	Batey 14/Kea 7	W 55-52
Jan. 29	*at #18/18 MSU (SECN+)	Dahlman 8/Bowe 7	L 44-69
Feb. 1	*Florida (FSN)	Webb 15/Webb 12	L 58-67
Feb. 5	*Ole Miss (SECN+)	Bell 16/Three 4	W 58-54
Feb. 8	*#11/12 Kentucky (SEC Net)	Dahlman 20/Bell 6	L 68-82
Feb. 15	*at #1/2 USC (ESPNU)	Dahlman 13/Three 4	L 59-89
Feb. 19	*at Florida (SEC Net)	Dahlman 18/Batey 5	W 76-75 (OT)
Feb. 22	*Missouri (SEC Net)	Webb 11/Webb 11	L 51-54
Feb. 26	*Auburn (FSN)	Two 13/Webb 9	L 58-70
Mar. 1	*at #6/6 Tennessee (SEC Net)	Kea 18/Webb 5	L 49-79
Mar. 4	2-Alabama (SEC Net)	Two 16/Batey 9	W 66-56
Mar. 5	2-#12/11 Kentucky (SEC Net)	Webb 18/Dahlman 10	L 61-67

All Times Central; \*SEC Game; ( ) TV Game; 1- Gulf Coast Showcase (Estero, Fla.)



**2015-2016**  
**WOMEN'S BASKETBALL**  
**MEDIA GUIDE**

**Through The Years**



# THROUGH THE YEARS

ALABAMA • ARKANSAS • AUBURN • FLORIDA • GEORGIA • KENTUCKY • LSU • OLE MISS

## CHAMPIONSHIPS

### SEC NATIONAL CHAMPIONS

#### NCAA CHAMPIONS

1987 – Tennessee  
 1989 – Tennessee  
 1991 – Tennessee  
 1996 – Tennessee  
 1997 – Tennessee  
 1998 – Tennessee  
 2007 – Tennessee  
 2008 – Tennessee

#### NWIT CHAMPIONS

1981 – Georgia  
 1984 – Vanderbilt  
 1985 – LSU  
 1990 – Kentucky

#### WNIT CHAMPIONS

1999 – Arkansas  
 2003 – Auburn



*Tennessee won their eighth NCAA title in 2008 by defeating Stanford, 64-48.*

### SEC REGULAR SEASON CHAMPIONSHIPS

Tennessee	18
Georgia	7
Auburn	5
LSU	3
Kentucky	2
South Carolina	2
Ole Miss	1

### SEC TOURNAMENT CHAMPIONSHIPS

Tennessee	17
Vanderbilt	6
Georgia	4
Auburn	4
LSU	2
Kentucky	1
South Carolina	1
Texas A&M	1

### SEC CHAMPIONS

YEAR	CHAMPION	SEC	OVERALL	COACH
*1980	Tennessee	33-5		Pat Head
*1981	Auburn	26-7		Joe Ciampi
*1982	Kentucky	24-8		Terry Hall
1983	Georgia	4-4	27-7	Andy Landers
1984	Georgia	7-1	30-3	Andy Landers
1985	Tennessee	4-4	22-10	Pat Summitt
1986	Georgia	9-0	30-2	Andy Landers
1987	Auburn	8-1	31-2	Joe Ciampi
1988	Auburn	9-0	32-3	Joe Ciampi
1989	Auburn	9-0	32-2	Joe Ciampi
1990	Tennessee	8-1	27-6	Pat Summitt
1991	Georgia	9-0	28-4	Andy Landers
1992	Ole Miss	11-0	29-3	Van Chancellor
1993	Tennessee	11-0	29-3	Pat Summitt
1994	Tennessee	11-0	31-2	Pat Summitt
1995	Tennessee	11-0	34-3	Pat Summitt
1996	Georgia	10-1	28-5	Andy Landers
1997	Georgia	11-1	25-6	Andy Landers
1998	Tennessee	14-0	39-0	Pat Summitt
1999	Tennessee	13-1	31-3	Pat Summitt
2000	Georgia	13-1	32-4	Andy Landers
	Tennessee	13-1	33-4	Pat Summitt
2001	Tennessee	14-0	31-3	Pat Summitt
2002	Tennessee	13-1	29-5	Pat Summitt
2003	Tennessee	14-0	33-5	Pat Summitt
2004	Tennessee	14-0	30-3	Pat Summitt
2005	LSU	14-0	33-3	Pokey Chatman
2006	LSU	13-1	31-4	Pokey Chatman
2007	Tennessee	14-0	34-3	Pat Summitt
2008	LSU	14-0	31-6	Van Chancellor
2009	Auburn	12-2	30-4	Nell Fortner
2010	Tennessee	15-1	32-3	Pat Summitt
2011	Tennessee	16-0	34-3	Pat Summitt
2012	Kentucky	13-3	28-7	Matthew Mitchell
2013	Tennessee	27-8	14-2	Holly Warlick
2014	South Carolina	29-5	14-2	Dawn Staley
2015	South Carolina	34-3	15-1	Dawn Staley
	Tennessee	30-6	15-1	Holly Warlick

\*Women's basketball first came under the auspices of the Southeastern Conference in the 1982-83 season. Games played between SEC teams before that time are not counted in the all-time standings, since there was no uniform number of conference games. The league began sponsoring a tournament in 1980. From 1980 to 1985, the SEC champion was the winner of the SEC Tournament. Since 1986, the SEC champion has been determined by the regular season schedule. The tournament champion is the recipient of the league's automatic NCAA tournament bid.



# THROUGH THE YEARS

MISSISSIPPI STATE • MISSOURI • SOUTH CAROLINA • TENNESSEE • TEXAS A&M • VANDERBILT



## ALL-TIME STANDINGS & RECORDS

### ALL-TIME SEC STANDINGS

(Regular-Season Games Only, 1983-2015)

TEAM	WON	LOST	PCT.	TITLES
Tennessee	359	50	.877	18
Texas A&M	34	14	.708	0
Georgia	269	140	.657	7
LSU	247	162	.603	3
Vanderbilt	231	178	.564	0
Auburn	207	202	.506	5
Kentucky	178	231	.435	2
Florida	176	233	.430	0
Ole Miss	173	236	.422	1
Missouri	19	29	.395	0
South Carolina	131	200	.395	2
Arkansas	123	208	.371	0
Alabama	143	266	.349	0
Mississippi State	133	276	.325	0

Note: Women's basketball first came under the auspices of the Southeastern Conference for the 1982-83 season. Games played between SEC teams before that time are not counted in the all-time standings, since there was no uniform number of conference games played each season prior to that time.



Teams battle each year to stand atop the SEC.

### ALL-TIME STANDINGS

TEAM	YEARS	WON	LOST	PCT.
Tennessee	70	1277	285	.817
Georgia	42	899	384	.700
LSU	40	857	408	.677
Auburn	45	862	426	.669
Vanderbilt	38	793	399	.665
Ole Miss	41	784	473	.623
Arkansas	39	710	449	.612
Kentucky	41	736	496	.597
South Carolina	41	735	503	.593
Missouri	40	694	525	.569
Florida	41	684	527	.564
Texas A&M	41	712	549	.564
Alabama	41	685	533	.562
Mississippi State	41	591	597	.497

### SEC TOURNAMENT RECORDS

TEAM	YEARS	WON	LOST	PCT.	TITLES
Tennessee	36	75	19	.797	17
Texas A&M	3	5	2	.714	1
Vanderbilt	36	46	30	.605	6
Georgia	36	46	32	.589	4
Auburn	36	36	34	.514	4
LSU	36	34	35	.492	2
Kentucky	36	31	37	.455	1
South Carolina	24	11	23	.323	1
Ole Miss	35*	26	35	.426	0
Alabama	36	25	36	.409	0
Florida	35*	19	35	.351	0
Arkansas	24	11	24	.314	0
Mississippi State	36	15	36	.294	0
Missouri	3	0	3	.000	0

^ Ole Miss did not participate in the 2013 tournament. \*Florida did not participate in the 1982 tournament.

Reads Horizontally • Records according to each school • Includes postseason games

	UA	AR	AU	UF	UG	UK	LSU	UM	MSU	MO	USC	UT	TAMU	VU
UA		14-19	36-46	29-26	10-37	17-25	17-37	21-34	36-18	3-3	15-21	2-48	0-4	12-31
AR	19-14		14-20	9-24	5-29	13-19	15-29	15-25	18-15	10-5	17-14	2-26	20-7	6-23
AU	46-36	19-14		34-20	18-26	25-19	29-21	32-24	35-18	3-3	21-18	10-40	0-7	18-28
UF	26-29	24-9	20-33		15-51	24-27	12-26	19-15	25-19	0-4	20-14	3-48	0-4	21-32
UG	37-10	29-5	26-18	51-15		36-15	23-19	31-12	27-15	5-2	33-10	15-48	1-4	34-26
UK	25-17	19-13	19-25	27-24	15-36		12-32	16-21	25-17	4-1	33-22	10-53	3-2	22-27
LSU	37-17	29-15	21-29	26-12	19-23	32-12		31-22	47-6	6-2	22-9	13-46	10-8	19-24
UM	34-21	25-15	24-32	15-19	12-31	21-16	22-31		63-26	1-4	18-17	7-43	1-4	15-30
MSU	18-36	15-18	18-35	19-25	15-27	17-25	6-47	26-63		4-1	16-15	0-36	1-2	16-36
MO	3-3	5-10	3-3	4-0	2-5	1-4	2-6	2-3	0-4		1-3	1-6	8-15	2-2
USC	21-15	14-17	18-21	14-20	10-33	22-33	9-22	18-17	15-16	3-1		4-45	1-3	12-21
UT	48-2	26-2	40-10	48-3	49-15	53-10	47-13	43-7	36-0	6-1	47-5		6-1	65-9
TAMU	4-0	7-20	7-0	4-0	4-1	2-3	8-10	4-1	3-1	15-8	3-1	1-6		2-4
VU	31-12	23-6	28-18	33-21	26-34	27-22	24-19	30-15	36-16	2-2	21-12	9-64	421	



# THROUGH THE YEARS

ALABAMA • ARKANSAS • AUBURN • FLORIDA • GEORGIA • KENTUCKY • LSU • OLE MISS

## ANNUAL STANDINGS

### 1982-83

#### EAST

SCHOOL	SEC	PCT.	OVERALL	PCT.
Tennessee	7-1	.875	25-8	.758
Kentucky	6-2	.750	23-5	.821
Georgia	4-4	.500	27-7	.794
Vanderbilt	2-6	.250	12-14	.462
Florida	1-7	.125	11-16	.407

#### WEST

SCHOOL	SEC	PCT.	OVERALL	PCT.
Ole Miss.	6-2	.750	26-6	.813
Auburn	6-2	.750	24-8	.750
LSU	6-2	.750	20-7	.741
Alabama	2-6	.250	16-13	.552
Mississippi State	0-8	.000	15-13	.536

### 1983-84

#### EAST

SCHOOL	SEC	PCT.	OVERALL	PCT.
Georgia	7-1	.875	30-3	.909
Tennessee	7-1	.875	23-10	.670
Kentucky	2-6	.250	15-13	.536
Vanderbilt	2-6	.250	23-9	.719
Florida	2-6	.250	19-9	.679

#### WEST

SCHOOL	SEC	PCT.	OVERALL	PCT.
Ole Miss.	6-2	.750	24-61	.800
LSU	5-3	.625	23-71	.767
Alabama	5-3	.625	23-91	.719
Auburn	4-4	.500	19-10	.655
Mississippi State	0-8	.000	12-14	.462

### 1984-85

#### EAST

SCHOOL	SEC	PCT.	OVERALL	PCT.
Georgia	7-1	.875	29-51	.853
Florida	4-4	.500	22-91	.710
Tennessee	4-4	.500	22-10	.688
Kentucky	3-5	.375	16-12	.571
Vanderbilt	2-6	.250	14-13	.519

#### WEST

SCHOOL	SEC	PCT.	OVERALL	PCT.
Ole Miss.	8-0	1.000	29-31	.906
Auburn	5-3	.625	25-61	.806
LSU	4-4	.500	20-91	.690
Alabama	3-5	.375	18-10	.643
Mississippi State	0-8	.000	8-19	.296

### 1985-86

SCHOOL	SEC	PCT.	OVERALL	PCT.
Georgia	9-0	1.000	30-2	.938
LSU	6-3	.667	27-6	.818
Auburn	6-3	.667	24-6	.800
Ole Miss.	6-3	.667	24-8	.750
Tennessee	5-4	.556	24-10	.706
Kentucky	4-5	.444	18-11	.621
Vanderbilt	4-5	.444	22-9	.710
Alabama	3-6	.333	20-9	.690
Florida	2-7	.222	10-18	.357
Mississippi State	0-9	.000	8-20	.286



*The 1982-83 Georgia Lady Bulldogs were just 4-4 in SEC play during the regular season but then defeated three top-20 teams in as many days at the SEC Tournament in Knoxville to win UGA's first league title. Georgia continued that momentum and eventually advanced to the 1983 Final Four.*

# THROUGH THE YEARS

MISSISSIPPI STATE • MISSOURI • SOUTH CAROLINA • TENNESSEE • TEXAS A&M • VANDERBILT



## ANNUAL STANDINGS

### 1986-87

SCHOOL	SEC	PCT.	OVERALL	PCT.
Auburn	8-1	.889	31-2	.939
Georgia	7-2	.778	27-5	.844
Ole Miss.	7-2	.778	25-5	.833
Tennessee	6-3	.667	28-6	.824
LSU	6-3	.667	20-8	.714
Vanderbilt	4-5	.556	23-10	.697
Kentucky	3-6	.333	17-11	.607
Alabama	2-7	.222	19-10	.655
Mississippi State	2-7	.222	13-17	.433
Florida	0-9	.000	12-16	.429

### 1987-88

SCHOOL	SEC	PCT.	OVERALL	PCT.
Auburn	9-0	1.000	32-3	.914
Tennessee	8-1	.889	31-3	.912
LSU	6-3	.667	18-11	.621
Ole Miss.	5-4	.556	24-7	.774
Georgia	5-4	.556	21-10	.677
Alabama	5-4	.556	18-10	.643
Vanderbilt	4-5	.444	18-10	.643
Mississippi State	2-7	.222	19-13	.594
Florida	1-8	.111	9-18	.333
Kentucky	0-9	.000	14-15	.483

### 1988-89

SCHOOL	SEC	PCT.	OVERALL	PCT.
Auburn	9-0	1.000	32-21	.941
Tennessee	8-1	.889	35-21	.946
Georgia	6-3	.677	23-71	.767
Vanderbilt	5-4	.555	21-81	.724
LSU	5-4	.555	19-11	.633
Ole Miss.	4-5	.444	23-81	.742
Mississippi State	3-6	.333	12-16	.429
Kentucky	3-6	.333	12-16	.429
Florida	1-8	.111	15-14	.517
Alabama	1-8	.111	14-15	.483

### 1989-90

SCHOOL	SEC	PCT.	OVERALL	PCT.
Tennessee	8-1	.889	27-61	.818
Auburn	7-2	.778	28-71	.800
Ole Miss.	7-2	.778	22-10	.687
Georgia	6-3	.667	25-51	.833
Vanderbilt	5-4	.556	23-11	.676
LSU	4-5	.444	21-91	.700
Alabama	4-5	.444	16-12	.571
Kentucky	3-6	.333	23-81	.742
Florida	1-8	.111	15-13	.538
Mississippi State	0-9	.000	9-19	.321

### 1990-91

SCHOOL	SEC	PCT.	OVERALL	PCT.
Georgia	9-0	1.000	28-4	.875
Auburn	7-2	.778	26-6	.813
Tennessee	6-3	.667	30-5	.857
LSU	5-4	.555	24-7	.774
Kentucky	4-5	.444	20-9	.690
Ole Miss.	4-5	.444	20-9	.690
Vanderbilt	4-5	.444	19-12	.613
Florida	3-6	.333	17-11	.607
Alabama	3-6	.333	17-12	.586
Mississippi State	0-9	.000	7-20	.259

### 1991-92

SCHOOL	SEC	PCT.	OVERALL	PCT.
Ole Miss.	11-0	1.000	29-31	.906
Tennessee	10-1	.909	28-31	.903
Alabama	7-4	.636	23-71	.767
Vanderbilt	6-5	.545	22-91	.710
Georgia	6-5	.545	19-11	.633
Kentucky	5-6	.455	16-14	.533
Auburn	4-7	.364	17-12	.586
Mississippi State	4-7	.364	15-13	.536
Florida	4-7	.364	15-13	.536
LSU	4-7	.364	16-13	.552
Arkansas	3-8	.273	11-14	.440
South Carolina	2-9	.222	13-15	.464

### 1992-93

SCHOOL	SEC	PCT.	OVERALL	PCT.
Tennessee	11-0	1.000	29-3	.906
Auburn	9-2	.818	25-4	.862
Vanderbilt	9-2	.818	30-3	.909
Florida	6-5	.545	19-10	.655
Alabama	6-5	.545	22-9	.710
Kentucky	5-6	.455	18-10	.643
South Carolina	5-6	.455	17-10	.630
Georgia	4-7	.364	21-13	.618
Arkansas	4-7	.364	13-14	.481
Ole Miss.	4-7	.364	19-10	.621
Mississippi State	3-8	.273	14-13	.519
LSU	0-11	.000	9-18	.333

### 1993-94

SCHOOL	SEC	PCT.	OVERALL	PCT.
Tennessee	11-0	1.000	31-2	.939
Vanderbilt	9-2	.818	25-8	.758
Florida	8-3	.727	22-7	.759
Alabama	7-4	.636	26-7	.788
Ole Miss.	7-4	.636	24-9	.727
Auburn	6-5	.545	20-10	.667
Kentucky	5-6	.455	17-11	.607
Georgia	5-6	.455	17-11	.607
Arkansas	3-8	.273	15-14	.517
South Carolina	2-9	.182	14-13	.519
LSU	2-9	.182	11-16	.407
Mississippi State	1-10	.090	8-18	.307

### 1994-95

SCHOOL	SEC	PCT.	OVERALL	PCT.
Tennessee	11-0	1.000	34-3	.919
Georgia	8-3	.727	28-5	.848
Vanderbilt	8-3	.727	28-7	.800
Arkansas	7-4	.636	23-7	.767
Florida	7-4	.636	24-9	.727
Alabama	7-4	.636	22-9	.710
Ole Miss.	6-5	.545	21-8	.724
Auburn	5-6	.455	17-10	.630
Kentucky	4-7	.364	14-14	.500
South Carolina	1-10	.091	12-15	.444
Mississippi State	1-10	.091	9-18	.333
LSU	1-10	.091	7-20	.259

### 1995-96

SCHOOL	SEC	PCT.	OVERALL	PCT.
Georgia	10-1	.909	28-5	.848
Tennessee	9-2	.818	32-4	.889
Vanderbilt	7-4	.636	23-8	.742
Alabama	7-4	.636	24-8	.750
Auburn	6-5	.545	23-9	.719
Florida	6-5	.545	21-9	.700
Ole Miss.	6-5	.545	18-11	.621
LSU	4-7	.364	21-11	.656
Mississippi State	4-7	.364	13-14	.481
Arkansas	3-8	.273	21-13	.645
South Carolina	2-9	.182	16-12	.571
Kentucky	2-9	.182	8-19	.296



# THROUGH THE YEARS

ALABAMA • ARKANSAS • AUBURN • FLORIDA • GEORGIA • KENTUCKY • LSU • OLE MISS

## ANNUAL STANDINGS

### 1996-97

SCHOOL	SEC	PCT.	OVERALL	PCT.
Georgia	11-1	.917	25-6	.806
Alabama	10-2	.833	25-7	.781
Florida	9-3	.750	24-9	.727
LSU	9-3	.750	25-5	.833
Tennessee	8-4	.667	29-10	.744
Vanderbilt	6-6	.500	20-11	.645
Arkansas	5-7	.417	18-10	.643
Ole Miss.	5-7	.417	16-11	.593
Auburn	5-7	.417	22-10	.688
Kentucky	2-10	.167	8-19	.296
Mississippi State	1-11	.083	11-16	.407
South Carolina	1-11	.083	12-15	.444

### 1997-98

SCHOOL	SEC	PCT.	OVERALL	PCT.
Tennessee	14-0	1.000	39-0	1.000
Florida	10-4	.714	23-9	.719
Alabama	10-4	.714	24-10	.706
Vanderbilt	9-5	.643	20-9	.690
Georgia	8-6	.571	17-11	.607
LSU	7-7	.500	19-13	.594
Arkansas	7-7	.500	22-11	.667
Kentucky	5-9	.357	13-15	.464
Mississippi State	4-10	.286	14-15	.483
Auburn	4-10	.286	16-11	.593
South Carolina	3-11	.214	13-15	.464
Ole Miss.	3-11	.214	12-19	.387

### 1998-99

SCHOOL	SEC	PCT.	OVERALL	PCT.
Tennessee	13-1	.929	31-3	.912
LSU	10-4	.714	22-8	.733
Georgia	9-5	.643	27-7	.794
Auburn	8-6	.571	20-9	.690
Alabama	7-7	.500	20-11	.645
Mississippi State	7-7	.500	17-11	.607
Kentucky	7-7	.500	21-11	.656
Florida	6-8	.429	19-14	.576
Vanderbilt	6-8	.429	13-14	.481
Ole Miss.	6-8	.429	15-13	.536
Arkansas	5-9	.357	20-14	.588
South Carolina	0-14	.000	11-16	.407

### 1999-2000

SCHOOL	SEC	PCT.	OVERALL	PCT.
Georgia	13-1	.929	32-4	.889
Tennessee	13-1	.929	33-4	.892
LSU	11-3	.786	25-7	.781
Auburn	9-5	.643	22-8	.733
Mississippi State	8-6	.571	24-8	.750
Vanderbilt	6-8	.429	21-13	.618
Florida	6-8	.429	21-13	.618
Alabama	5-9	.357	15-14	.517
Kentucky	5-9	.357	15-14	.517
Arkansas	4-10	.286	17-15	.531
South Carolina	3-11	.214	13-15	.464
Ole Miss.	1-13	.071	12-16	.429

### 2000-01

SCHOOL	SEC	PCT.	OVERALL	PCT.
Tennessee	14-0	1.000	31-3	.912
Florida	11-3	.786	24-6	.800
Georgia	11-3	.786	27-6	.818
Vanderbilt	8-6	.571	24-10	.706
LSU	8-6	.571	20-11	.645
South Carolina	6-8	.429	11-17	.393
Arkansas	6-8	.429	20-13	.606
Alabama	5-9	.357	19-12	.613
Auburn	5-9	.357	17-12	.586
Mississippi State	4-10	.286	17-14	.548
Ole Miss.	4-10	.286	17-13	.567
Kentucky	2-12	.143	6-21	.222

### 2001-02

SCHOOL	SEC	PCT.	OVERALL	PCT.
Tennessee	13-1	.929	29-5	.853
South Carolina	10-4	.714	25-7	.781
Vanderbilt	10-4	.714	30-7	.812
LSU	8-6	.571	18-12	.600
Mississippi State	8-6	.571	19-12	.613
Florida	8-6	.571	18-11	.621
Arkansas	7-7	.500	20-12	.625
Alabama	7-7	.500	19-12	.613
Georgia	6-8	.429	19-11	.633
Ole Miss.	3-11	.214	11-17	.393
Auburn	3-11	.214	16-13	.552
Kentucky	1-13	.071	9-20	.310

### 2002-03

SCHOOL	SEC	PCT.	OVERALL	PCT.
Tennessee	14-0	1.000	33-5	.868
LSU	11-3	.786	30-4	.882
Georgia	10-4	.714	21-10	.677
Mississippi State	10-4	.714	24-8	.750
South Carolina	9-5	.643	23-8	.742
Vanderbilt	9-5	.643	22-10	.688
Arkansas	7-7	.500	22-11	.667
Auburn	5-9	.357	23-11	.676
Kentucky	4-10	.286	11-16	.407
Alabama	3-11	.214	13-15	.464
Florida	1-13	.071	9-19	.321
Ole Miss.	1-13	.071	12-16	.429

### 2003-04

SCHOOL	SEC	PCT.	OVERALL	PCT.
Tennessee	14-0	1.000	30-3	.909
LSU	10-4	.714	27-7	.794
Auburn	9-5	.643	22-9	.710
Florida	8-6	.571	19-11	.633
Georgia	8-6	.571	25-10	.714
Vanderbilt	8-6	.571	26-8	.765
Ole Miss.	7-7	.500	17-14	.548
Mississippi State	7-7	.500	14-15	.483
Arkansas	5-9	.357	16-12	.571
Alabama	4-10	.286	12-16	.429
Kentucky	3-11	.214	11-17	.393
South Carolina	1-13	.071	10-18	.357

### 2004-05

SCHOOL	SEC	PCT.	OVERALL	PCT.
LSU	14-0	1.000	33-3	.917
Tennessee	13-1	.929	30-5	.857
Vanderbilt	10-4	.714	24-8	.750
Georgia	9-5	.643	24-10	.706
Ole Miss.	8-6	.571	19-11	.633
Mississippi State	6-8	.429	17-12	.586
Auburn	6-8	.429	16-13	.552
Florida	5-9	.357	14-15	.483
Alabama	4-10	.286	14-15	.483
Kentucky	4-10	.286	18-16	.529
Arkansas	3-11	.214	17-14	.548
South Carolina	2-12	.143	8-21	.279

### 2005-06

SCHOOL	SEC	PCT.	OVERALL	PCT.
LSU	13-1	.929	31-4	.886
Tennessee	11-3	.786	31-5	.861
Georgia	10-4	.714	23-9	.719
Kentucky	9-5	.643	22-9	.710
Florida	8-6	.571	21-9	.700
Vanderbilt	8-6	.571	21-11	.686
South Carolina	7-7	.500	17-12	.586
Ole Miss.	5-9	.357	17-14	.548
Arkansas	5-9	.357	13-15	.464
Auburn	4-10	.286	14-15	.483
Alabama	3-11	.214	9-19	.321
Mississippi State	1-13	.071	6-22	.214

# THROUGH THE YEARS

MISSISSIPPI STATE • MISSOURI • SOUTH CAROLINA • TENNESSEE • TEXAS A&M • VANDERBILT



## ANNUAL STANDINGS

### 2006-07

SCHOOL	SEC	PCT.	OVERALL	PCT.
Tennessee	14-0	1.000	34-3	.919
Georgia	11-3	.786	27-7	.794
Vanderbilt	10-4	.714	28-6	.765
LSU	10-4	.714	30-8	.789
Ole Miss.	9-5	.643	24-11	.686
Mississippi State	7-7	.500	18-14	.563
Kentucky	6-8	.429	20-14	.588
South Carolina	6-8	.429	18-15	.545
Auburn	6-8	.429	21-13	.617
Arkansas	3-11	.214	18-13	.581
Florida	2-12	.143	9-22	.290
Alabama	0-14	.000	10-20	.333

### 2007-08

SCHOOL	SEC	PCT.	OVERALL	PCT.
LSU	14-0	1.000	31-6	.838
Tennessee	13-1	.929	36-2	.947
Vanderbilt	11-3	.786	25-9	.735
Kentucky	8-6	.571	17-16	.515
Georgia	8-6	.571	23-10	.697
Auburn	7-7	.500	20-12	.625
Florida	6-8	.429	19-14	.576
Ole Miss.	6-8	.429	13-16	.448
Mississippi State	4-10	.286	16-15	.516
South Carolina	4-10	.286	16-16	.500
Arkansas	2-12	.143	17-13	.567
Alabama	1-13	.071	8-22	.267

### 2008-09

SCHOOL	SEC	PCT.	OVERALL	PCT.
Auburn	12-2	.857	30-4	.882
Vanderbilt	10-4	.714	26-9	.789
LSU	10-4	.714	19-11	.633
Florida	9-5	.643	24-8	.750
Tennessee	9-5	.643	22-11	.667
Mississippi State	8-6	.571	23-10	.697
Georgia	7-7	.500	18-14	.563
Arkansas	6-8	.429	18-14	.563
Ole Miss.	5-9	.357	18-15	.545
Kentucky	5-9	.357	16-16	.500
South Carolina	2-12	.168	10-18	.357
Alabama	1-13	.071	13-17	.433

### 2009-10

SCHOOL	SEC	PCT.	OVERALL	PCT.
Tennessee	15-1	.938	32-3	.914
Kentucky	11-5	.688	28-8	.777
Mississippi State	9-7	.562	21-13	.618
LSU	9-7	.562	21-10	.677
Vanderbilt	9-7	.562	23-11	.676
Georgia	9-7	.562	25-9	.735
Florida	7-9	.438	15-17	.469
South Carolina	7-9	.438	14-15	.483
Ole Miss.	7-9	.438	17-15	.531
Auburn	5-11	.312	15-16	.484
Alabama	4-12	.250	12-18	.400
Arkansas	4-12	.250	12-18	.400

### 2010-11

SCHOOL	SEC	PCT.	OVERALL	PCT.
Tennessee	16-0	1.000	34-3	.918
Kentucky	11-5	.688	25-9	.735
Vanderbilt	10-6	.625	20-12	.625
Georgia	10-6	.625	23-11	.676
South Carolina	8-8	.500	18-15	.545
Auburn	8-8	.500	16-16	.500
LSU	8-8	.500	19-13	.594
Florida	7-9	.438	20-15	.571
Arkansas	6-10	.375	22-12	.647
Alabama	5-11	.313	18-15	.545
Mississippi State	4-12	.250	13-17	.433
Ole Miss.	3-13	.188	10-19	.345

### 2011-12

SCHOOL	SEC	PCT.	OVERALL	PCT.
Kentucky	13-3	.813	28-7	.800
Tennessee	12-4	.750	27-9	.750
Georgia	11-5	.688	22-9	.710
LSU	10-6	.625	23-11	.676
Arkansas	10-6	.625	24-9	.727
South Carolina	10-6	.625	25-10	.714
Vanderbilt	9-7	.563	23-10	.697
Florida	8-8	.500	20-13	.606
Auburn	5-11	.313	13-17	.433
Mississippi State	4-12	.250	14-16	.467
Alabama	2-14	.125	12-19	.387
Ole Miss.	2-14	.125	12-18	.400

### 2012-13

SCHOOL	SEC	PCT.	OVERALL	PCT.
Tennessee	14-2	.875	27-8	.771
Kentucky	13-3	.813	30-6	.833
Georgia	12-4	.750	28-7	.800
Texas A&M	11-5	.688	25-10	.714
South Carolina	11-5	.688	25-8	.758
LSU	10-6	.625	22-12	.647
Vanderbilt	9-7	.563	21-12	.636
Arkansas	6-10	.375	20-13	.606
Florida	6-10	.375	22-15	.595
Missouri	6-10	.375	17-15	.531
Auburn	5-11	.313	19-15	.559
Mississippi State	5-11	.313	13-17	.433
Alabama	2-14	.125	13-18	.419
Ole Miss.	2-14	.125	9-20	.310

### 2013-14

SCHOOL	SEC	PCT.	OVERALL	PCT.
South Carolina	14-2	.875	29-5	.852
Tennessee	13-3	.812	29-6	.828
Texas A&M	13-3	.812	27-9	.750
Kentucky	10-6	.625	26-9	.742
Florida	8-8	.500	20-13	.606
Auburn	7-9	.437	19-15	.558
Alabama	7-9	.437	14-16	.466
Vanderbilt	7-9	.437	18-13	.580
Georgia	7-9	.437	20-12	.625
LSU	7-9	.437	21-13	.617
Arkansas	6-10	.375	19-11	.633
Missouri	6-10	.375	17-14	.548
Mississippi State	5-11	.312	22-14	.611
Ole Miss.	2-14	.125	12-20	.375

### 2014-15

SCHOOL	SEC	PCT.	OVERALL	PCT.
South Carolina	15-1	.937	34-3	.918
Tennessee	15-1	.937	30-6	.833
Mississippi State	11-5	.687	27-7	.794
LSU	10-6	.625	17-14	.548
Texas A&M	10-6	.625	23-10	.696
Kentucky	10-6	.625	24-10	.705
Missouri	7-9	.437	19-14	.575
Ole Miss.	7-9	.437	19-14	.575
Arkansas	6-10	.375	18-14	.562
Georgia	6-10	.375	19-12	.612
Vanderbilt	5-11	.312	15-16	.483
Florida	5-11	.312	13-17	.433
Auburn	3-13	.187	13-18	.419
Alabama	2-14	.125	13-19	.406



# THROUGH THE YEARS

MISSISSIPPI STATE • MISSOURI • SOUTH CAROLINA • TENNESSEE • TEXAS A&M • VANDERBILT



## ANNUAL TEAM STATISTICAL LEADERS

1994	Auburn	626	1722	36.4
1995	Vanderbilt	727	2125	34.2
1996	Auburn	643	1764	36.5
1997	Vanderbilt	672	1892	35.5
1998	Alabama	746	2028	36.8
1999	Alabama	727	1890	38.5
2000	Vanderbilt	676	1842	36.7
2001	Florida	575	1583	36.3
2002	Georgia	648	1768	36.7
2003	Auburn	694	1977	35.1
2004	Auburn	630	1738	36.2
2005	LSU	693	2028	34.2
2006	South Carolina	567	1635	34.7
2007	LSU	683	2082	32.8
2008	LSU	694	2037	34.1
2009	LSU	581	1615	36.0
2010	Georgia	686	1980	34.6
2011	Tennessee	765	2274	33.6
2012	LSU	658	1902	34.6
2013	South Carolina	611	1724	35.4
2014	South Carolina	705	2035	34.6
2015	South Carolina	739	2116	34.9

### FREE THROW PERCENTAGE

YEAR	TEAM	FTM	FTA	PCT.
*1980	Tennessee	548	746	73.5
*1981	Tennessee	415	571	72.7
*1982	Tennessee	456	658	69.3
1983	Tennessee	498	670	74.3
1984	Kentucky	319	403	79.1
1985	Kentucky	358	474	75.5
1986	Georgia	469	642	73.1
1987	Kentucky	351	471	74.5
1988	Vanderbilt	407	559	72.8
1989	Vanderbilt	541	703	77.0
1990	Vanderbilt	575	755	76.2
1991	Vanderbilt	452	601	75.2
1992	Ole Miss	542	772	70.2
1993	Vanderbilt	439	619	70.9
1994	Tennessee	664	910	73.0
1995	Arkansas	565	734	77.0
1996	Auburn	400	548	73.0
1997	Ole Miss	363	505	71.9
1998	Georgia	403	541	74.5
1999	Georgia	545	759	71.8
2000	Mississippi State	479	662	72.4
2001	Vanderbilt	398	542	73.4
2002	Vanderbilt	531	696	76.3
2003	LSU	463	611	75.8
2004	Auburn	440	585	75.2
2005	Georgia	444	580	76.6
2006	Georgia	442	566	78.1
2007	Vanderbilt	498	662	75.2
2008	Georgia	475	650	73.1
2009	Vanderbilt	450	614	73.3
2010	LSU	467	644	72.5
2011	Vanderbilt	465	660	70.5
2012	Vanderbilt	454	623	72.9
2013	Tennessee	525	692	75.9
2014	Missouri	367	490	74.9
2015	Tennessee	527	700	75.3

### STEALS

YEAR	TEAM	G	ST	AVG.
*1980	Ole Miss	37	478	12.9
*1981	Mississippi State	29	407	14.0
*1982	Mississippi State	26	337	13.0
1983	Georgia	34	391	11.5
1984	Vanderbilt	32	401	12.5

1985	Florida	31	448	14.5
1986	Auburn	30	381	12.7
1987	Vanderbilt	33	439	13.3
1988	Alabama	28	344	12.3
1989	Tennessee	37	495	13.4
1990	Kentucky	31	372	12.0
1991	Kentucky	29	382	13.2
1992	Alabama	30	406	13.5
1993	Alabama	31	411	13.3
1994	Kentucky	28	345	12.3
1995	Florida	33	407	12.3
1996	Georgia	33	394	11.9
1997	LSU	30	345	11.5
1998	Tennessee	39	566	14.5
1999	South Carolina	27	384	14.2
2000	Tennessee	37	419	11.3
2001	Florida	30	291	9.7
2002	South Carolina	32	406	12.7
2003	South Carolina	31	366	11.8
2004	Ole Miss	31	337	10.9
2005	Arkansas	31	388	12.5
2006	Georgia	32	371	11.6
2007	Ole Miss	35	475	13.6
2008	Tennessee	38	445	11.7
2009	Vanderbilt	35	355	10.1
2010	Kentucky	36	418	11.6
2011	Kentucky	34	373	11.0
2012	Kentucky	35	422	12.1
2013	Kentucky	36	429	11.9
2014	Auburn	34	354	10.4
2015	LSU	31	337	10.9

### BLOCKS

YEAR	TEAM	G	BL	AVG.
*1980	LSU	34	161	4.7
*1981	Florida	28	146	5.2
*1982	LSU	31	142	4.6
1983	LSU	27	157	5.8
1984	Georgia	33	168	5.1
1985	Georgia	34	154	4.5
1986	Georgia	32	156	4.9
1987	Vanderbilt	33	164	5.0
1988	Vanderbilt	28	166	5.9
1989	LSU	30	129	4.3
1990	Vanderbilt	34	143	4.2
1991	Vanderbilt	31	188	6.1
1992	Vanderbilt	31	196	6.3
1993	Vanderbilt	33	165	5.0
1994	Vanderbilt	33	169	5.1
1995	Vanderbilt	35	193	5.5
1996	Vanderbilt	31	189	6.1
1997	Vanderbilt	31	172	5.5
1998	Tennessee	39	228	5.8
1999	Vanderbilt	27	144	5.3
2000	Georgia	36	187	5.2
2001	Florida	30	151	5.0
2002	Georgia	30	188	6.3
2003	LSU	34	176	5.2
2004	Florida	30	161	5.4
2005	Auburn	29	188	6.5
2006	Auburn	29	207	7.1
2007	South Carolina	33	199	6.0
2008	Tennessee	38	223	5.9
2009	Mississippi State	33	203	6.2
2010	Tennessee	35	226	6.5
2011	Tennessee	37	195	5.3
2012	Auburn	30	181	6.0
2013	Mississippi State	30	153	5.1
2014	South Carolina	34	240	7.1
2015	South Carolina	37	232	6.2

### 3PT FIELD GOAL PERCENTAGE

YEAR	TEAM	3PGM	3PGA	PCT.
1988	Georgia	60	146	41.1
1989	LSU	56	140	40.0
1990	Vanderbilt	65	140	46.4
1991	Vanderbilt	84	196	42.9
1992	LSU	134	330	40.6
1993	Vanderbilt	187	516	36.2
1994	Vanderbilt	220	551	39.9
1995	Vanderbilt	185	505	36.6
1996	Vanderbilt	155	405	38.3
1997	Vanderbilt	190	526	36.1
1998	Alabama	198	552	35.9
1999	LSU	102	274	37.2
2000	Arkansas	166	435	38.2
2001	Vanderbilt	189	448	42.2
2002	Alabama	191	476	40.1
2003	Vanderbilt	209	531	39.4
2004	Vanderbilt	187	500	37.4
2005	Vanderbilt	203	520	39.0
2006	Georgia	228	581	39.2
2007	Vanderbilt	209	478	43.7
2008	Vanderbilt	218	572	38.1
2009	Auburn	111	296	37.5
2010	Tennessee	187	498	37.6
2011	Tennessee	242	642	37.7
2012	Vanderbilt	867	1868	46.4
2013	Tennessee	178	502	35.5
2014	Vanderbilt	166	415	40.0
2015	South Carolina	177	507	34.9

### 3PT FIELD GOAL PERCENTAGE DEFENSE

YEAR	TEAM	3PGM	3PGA	PCT.
1988	Florida	26	94	27.7
1989	Ole Miss	43	154	27.9
1990	Auburn	134	456	29.4
1991	Alabama	76	262	29.0
	LSU	102	352	29.0
1992	Mississippi State	81	290	27.9
1993	Arkansas	70	293	23.9
1994	Georgia	106	389	27.2
1995	Ole Miss	84	344	24.4
1996	Arkansas	115	409	28.1
1997	Vanderbilt	119	465	25.6
1998	Arkansas	101	302	33.4
1999	LSU	97	351	27.6
2000	Mississippi State	109	401	27.2
2001	Tennessee	113	396	28.5
2002	Georgia	138	458	30.1
2003	LSU	109	443	24.6
2004	Tennessee	151	536	28.2
2005	Tennessee	141	527	26.8
2006	Kentucky	128	454	28.2
2007	LSU	161	578	27.9
2008	LSU	133	502	26.5
2009	Ole Miss	170	595	28.6
2010	Kentucky	138	473	29.2
2011	Tennessee	195	708	27.5
2012	LSU	658	1902	34.6
2013	Mississippi State	98	380	25.8
2014	Texas A&M	130	494	26.3
2015	Texas A&M	113	470	24.0

\*Women's basketball first came under the auspices of the Southeastern Conference in the 1982-83 season.



# THROUGH THE YEARS

ALABAMA • ARKANSAS • AUBURN • FLORIDA • GEORGIA • KENTUCKY • LSU • OLE MISS

## ANNUAL INDIVIDUAL STATISTICAL LEADERS

### SCORING

YEAR	PLAYER, SCHOOL	G	PTS	AVG.
*1980	Mary Boatwright, Mississippi State	30	689	23.0
*1981	Gayle Kinzer, Vanderbilt	28	587	21.0
*1982	Joyce Walker, LSU	30	747	24.9
1983	Joyce Walker, LSU	27	744	27.6
1984	Joyce Walker, LSU	26	701	27.0
1985	Daisy Casher, Miss. State	27	604	22.4
1986	Jennifer Gillom, Ole Miss	32	742	23.2
1987	Katrina McClain, Georgia	32	796	24.9
1988	Bridgette Gordon, Tennessee	33	687	20.8
1989	Wendy Scholtens, Vanderbilt	29	653	22.5
1990	Wendy Scholtens, Vanderbilt	34	855	25.1
1991	Wendy Scholtens, Vanderbilt	31	664	21.4
1992	Marsha Williams, South Carolina	28	598	21.4
1993	Cornelia Gayden, LSU	27	552	20.4
1994	Cornelia Gayden, LSU	27	647	24.0
1995	Cornelia Gayden, LSU	27	697	25.8
1996	Shannon Johnson, South Carolina	28	691	24.7
1997	Chamique Holdsclaw, Tennessee	39	803	20.6
1998	Chamique Holdsclaw, Tennessee	39	915	23.5
1999	Chamique Holdsclaw, Tennessee	34	724	21.3
2000	LaToya Thomas, Mississippi State	32	672	21.0
2001	LaToya Thomas, Mississippi State	31	752	24.3
2002	LaToya Thomas, Mississippi State	31	763	24.6
2003	LaToya Thomas, Mississippi State	31	794	25.6
2004	Shameka Christon, Arkansas	28	611	21.8
2005	Tan White, Mississippi State	29	681	23.5
2006	Seimone Augustus, LSU	35	795	22.7
2007	Candace Parker, Tennessee	36	706	19.6
2008	Candace Parker, Tennessee	38	809	21.3
2009	DeWanna Bonner, Auburn	34	716	21.1
2010	Bianca Thomas, Ole Miss	32	670	20.9
2011	Victoria Dunlap, Kentucky	33	562	17.0
2012	Christina Foggie, Vanderbilt	33	585	17.7
2013	Theresa Plaisance, LSU	34	577	17.0
2014	Christina Foggie, Vanderbilt	31	589	19.0
2015	Jessica Jackson, Arkansas	32	477	14.9

### REBOUNDS

YEAR	PLAYER, SCHOOL	G	REB	AVG.
*1980	Valerie Still, Kentucky	29	403	13.9
*1981	Valerie Still, Kentucky	30	329	11.0
*1982	Valerie Still, Kentucky	32	457	14.3
1983	Tammy Jackson, Florida	27	344	12.7
1984	Sandra Butler, Mississippi State	24	297	12.4
1985	Janet Harris, Georgia	34	351	10.3
1986	Karen Booker, Vanderbilt	31	338	10.9
1987	Katrina McClain, Georgia	32	391	12.2
1988	Tammye Jenkins, Georgia	30	259	8.6
	Karen Linder, LSU	29	250	8.6
	Sharon Stewart, Auburn	35	300	8.6
1989	Wendy Scholtens, Vanderbilt	29	315	10.9
1990	Wendy Scholtens, Vanderbilt	34	389	11.4
1991	Wendy Scholtens, Vanderbilt	31	333	10.7
1992	Marsha Williams, South Carolina	28	315	11.3
1993	Lauretta Freeman, Auburn	29	401	13.8
1994	DeLisha Milton, Florida	29	334	11.5
1995	Sharon Thompson, Mississippi State	27	260	9.6
1996	Shalonda Enis, Alabama	32	305	9.5
1997	Murriel Page, Florida	33	339	10.3
1998	Murriel Page, Florida	32	402	12.6
1999	Jennifer Holmes, Vanderbilt	27	241	8.9
2000	Naomi Mobley, Florida	34	308	9.1
2001	Naomi Mobley, Florida	29	284	9.8
2002	Vanessa Hayden, Florida	29	343	11.8

2003	Petra Ujhelyi, South Carolina	31	288	9.3
2004	Vanessa Hayden, Florida	30	317	10.6
2005	Armintie Price, Ole Miss	29	299	10.3
2006	Sylvia Fowles, LSU	35	407	11.6
2007	Sylvia Fowles, LSU	38	477	12.6
2008	Sylvia Fowles, LSU	35	361	10.3
2009	Angel Robinson, Georgia	32	298	9.3
2010	Kelsey Bone, South Carolina	29	268	9.2
2011	Porsha Phillips, Georgia	34	365	10.7
2012	Glory Johnson, Tennessee	36	355	9.9
2013	Martha Alwal, Mississippi State	30	292	9.7
2014	Tai Faleru, Ole Miss	30	283	9.4
2015	Jordan Frericks, Missouri	33	327	9.9

### FIELD GOAL PERCENTAGE

YEAR	PLAYER, SCHOOL	G	FGM	FGA	AVG.
*1980	Cindy Noble, Tennessee	38	266	392	67.9
*1981	Liz Lukshu, Kentucky	28	161	268	60.1
*1982	Tammy Jackson, Florida	24	182	301	60.5
1983	Becky Jackson, Auburn	32	221	334	66.1
1984	Katrina McClain, Georgia	33	137	197	69.5
1985	Katrina McClain, Georgia	29	164	262	62.6
1986	Katrina McClain, Georgia	31	262	396	66.2
1987	Vickie Orr, Auburn	33	239	396	60.4
1988	Wendy Scholtens, Vanderbilt	28	169	274	61.7
1989	Linda Godby, Auburn	34	170	290	58.6
1990	Stacey Ford, Georgia	29	159	258	61.6
1991	Sheila Johnson, LSU	31	204	354	57.6
1992	Heidi Gillingham, Vanderbilt	31	161	272	59.2
1993	Heidi Gillingham, Vanderbilt	31	161	272	59.2
1994	Heidi Gillingham, Vanderbilt	33	215	382	56.3
1995	Dana Johnson, Tennessee	36	214	347	61.7
1996	Tracy Henderson, Georgia	33	208	359	57.9
1997	DeLisha Milton, Florida	33	243	432	56.3
1998	Conswella Sparrow, Auburn	27	183	303	60.4
1999	DeTrina White, LSU	29	157	252	62.3
2000	DeTrina White, LSU	32	163	264	61.7
2001	Chantelle Anderson, Vanderbilt	34	292	404	72.3
2002	Chantelle Anderson, Vanderbilt	37	295	456	64.7
2003	Chantelle Anderson, Vanderbilt	32	217	341	63.6
2004	Le'Coee Willingham, Auburn	31	192	316	60.8
2005	Ashley Earley, Vanderbilt	32	240	375	64.0
2006	Liz Sherwood, Vanderbilt	32	172	268	64.2
2007	Liz Sherwood, Vanderbilt	34	129	195	66.2
2008	Sylvia Fowles, LSU	35	239	409	58.4
2009	Marsha Dotson, Florida	32	181	300	60.3
2010	Azania Stewart, Florida	27	91	147	61.9
2011	Victoria Dunlap, Kentucky	33	206	450	45.8
2012	Vicki Baugh, Tennessee	35	105	182	57.7
2013	Kelsey Bone, Texas A&M	35	244	431	56.6
2014	Isabelle Harrison, Tennessee	35	183	317	57.7
2015	Ashley Williams, Alabama	31	162	296	54.7

### FREE THROW PERCENTAGE

YEAR	PLAYER, SCHOOL	G	FTM	FTA	PCT.
*1980	Jill Rankin, Tennessee	38	138	172	80.2
*1981	Sandra Helms, Ole Miss	21	65	78	83.3
*1982	Donna Conaway, Alabama	28	57	72	79.2
1983	Cassandra Crumpton, Alabama	29	78	91	85.7
1984	Leslie Nichols, Kentucky	27	80	97	82.5
1985	Dawn Marsh, Tennessee	32	71	83	85.5
1986	Leslie Nichols, Kentucky	29	76	95	80.4
1987	Debbie Miller, Kentucky	28	81	101	80.2
1988	Jodie Whitaker, Kentucky	29	80	92	87.0
1989	Wendy Scholtens, Vanderbilt	29	197	225	87.6
1990	Wendy Scholtens, Vanderbilt	34	236	264	89.4
1991	Wendy Scholtens, Vanderbilt	31	156	179	87.2



# THROUGH THE YEARS

MISSISSIPPI STATE • MISSOURI • SOUTH CAROLINA • TENNESSEE • TEXAS A&M • VANDERBILT



## ANNUAL INDIVIDUAL STATISTICAL LEADERS

1992	Cornelia Gayden, LSU	29	88	111	79.3
1993	Julie Powell, Vanderbilt	32	85	98	86.7
1994	Tiffany Woosley, Tennessee	33	110	125	88.0
1995	Christy Smith, Arkansas	30	134	149	89.9
1996	La'Keshia Frett, Georgia	33	90	107	84.1
1997	Pietra Gay, LSU	28	136	162	84.0
1998	Katrina Hibbert, LSU	32	97	114	85.1
1999	Tiffany Travis, Florida	32	75	88	85.2
2000	Wendi Willits, Arkansas	32	80	94	85.1
2001	Ashley McElhiney, Vanderbilt	31	101	117	86.3
2002	Von Kirk, Ole Miss	28	87	101	86.1
2003	Seimone Augustus, LSU	34	79	89	88.8
2004	Shanna Zolman, Tennessee	35	88	92	95.7
2005	Nicole Louden, Auburn	29	85	97	87.6
2006	Shanna Zolman, Tennessee	36	85	90	94.4
2007	Kate Mastin, Alabama	30	61	69	88.4
2008	DeWanna Bonner, Auburn	31	168	207	81.2
2009	DeWanna Bonner, Auburn	34	218	258	84.5
2010	LaSondra Barrett, LSU	31	141	167	84.4
2011	Porsha Phillips, Georgia	34	92	114	80.7
2012	Jasmine Lister, Vanderbilt	33	87	104	83.7
2013	Adrienne Webb, LSU	33	86	107	80.4
2014	Bria Goss, Kentucky	35	127	141	90.1
2015	Courtney Walker, Texas A&M	33	90	104	86.5

### BLOCKS

YEAR	PLAYER, SCHOOL	G	BL	AVG.
*1981	Quientella Bonner, Florida	28	104	3.7
*1982	Eugenia Conner, Ole Miss	32	55	1.7
1983	Heidi Olsen, LSU	27	105	3.9
1984	Keturah Bell, Florida	27	48	1.8
	Barbara Bootz, Georgia	27	48	1.8
1985	Katrina McClain, Georgia	29	87	3.0
1986	Katrina McClain, Georgia	31	87	2.8
1987	Katrina McClain, Georgia	32	73	2.3
1988	Carolyn Peck, Vanderbilt	28	57	2.0
1989	Dee Dee Franklin, LSU	28	93	3.3
1990	Linda Godby, Auburn	35	73	2.1
1991	Heidi Gillingham, Vanderbilt	31	87	2.8
1992	Heidi Gillingham, Vanderbilt	31	131	4.2
1993	Heidi Gillingham, Vanderbilt	33	105	4.2
1994	Heidi Gillingham, Vanderbilt	33	90	2.7
1995	Angela Gorsica, Vanderbilt	35	106	3.0
1996	Angela Gorsica, Vanderbilt	29	89	3.1
1997	Angela Gorsica, Vanderbilt	31	118	3.8
1998	Teresa Gefer, Tennessee	39	90	2.3
1999	Tawana McDonald, Georgia	27	56	2.1
2000	Tawana McDonald, Georgia	35	90	2.6
2001	Tawana McDonald, Georgia	33	103	3.1
2002	Vanessa Hayden, Florida	29	126	4.3
2003	Christi Thomas, Georgia	30	56	1.9
2004	Vanessa Hayden, Florida	30	106	3.5
2005	Marita Payne, Auburn	28	141	5.0
2006	Marita Payne, Auburn	29	107	3.7
2007	Candace Parker, Tennessee	36	92	2.6
2008	Candace Parker, Tennessee	38	90	2.4
2009	Chanel Mokoango, Mississippi State	33	97	2.9
2010	Kelley Cain, Tennessee	33	113	3.4
2011	Kelley Cain, Tennessee	32	66	2.1
2012	Martha Alwal, Mississippi State	30	82	2.7
2013	Martha Alwal, Mississippi State	30	78	2.6
2014	Martha Alwal, Mississippi State	36	97	2.7
2015	Martha Alwal, Mississippi State	28	71	2.5

### ASSISTS

YEAR	PLAYER, SCHOOL	G	AST	AVG.
*1980	Martha Monk, Auburn	30	231	7.7
*1981	Martha Monk, Auburn	33	294	8.9
*1982	Cathy Bender, Vanderbilt	34	262	7.7
1983	Patty Jo Hedges, Kentucky	28	200	7.1
1984	Maxine Tucker, Ole Miss	25	162	6.5
1985	Teresa Edwards, Georgia	30	188	6.3
1986	Kim Bullard, Ole Miss	32	212	6.6
1987	Sandy Harding, Kentucky	28	185	6.6
1988	Camille Ratledge, Florida	27	237	8.8
1989	Camille Ratledge, Florida	29	192	6.6
1990	Camille Ratledge, Florida	27	228	8.4
1991	Adrienne Shuler, Georgia	32	204	6.4
1992	Lady Hardmon, Georgia	30	179	6.0
1993	Niesa Johnson, Alabama	31	226	7.3
1994	Niesa Johnson, Alabama	33	237	7.2
1995	Saudia Roundtree, Georgia	33	226	6.8
1996	Saudia Roundtree, Georgia	33	195	5.9
1997	Mahogany Hudson, Florida	33	170	5.2
1998	Ashley Smith, Vanderbilt	29	193	6.7
1999	Brandi McCain, Florida	33	246	7.5
2000	Tombi Bell, Florida	34	204	6.0
2001	Ashley McElhiney, Vanderbilt	31	191	6.2
2002	Temeka Johnson, LSU	24	179	7.5
2003	Ashley McElhiney, Vanderbilt	30	219	7.3
2004	Temeka Johnson, LSU	35	289	8.3
2005	Temeka Johnson, LSU	36	278	7.7
2006	Dee Davis, Vanderbilt	31	212	6.8
2007	Brittney Vaughn, Arkansas	31	176	5.7
2008	Shantell Black, Ole Miss	29	146	5.0
2009	Whitney Boddie, Auburn	33	262	7.9
2010	Kayla Melson, Ole Miss	30	178	5.9
2011	Morgan Toles, Auburn	27	139	5.1
2012	Jasmine Lister, Vanderbilt	33	176	5.3
2013	Calli Berna, Arkansas	33	208	6.3
2014	Jordan Jones, Texas A&M	36	261	7.3
2015	Jordan Jones, Texas A&M	28	186	6.6

### STEALS

YEAR	PLAYER, SCHOOL	G	ST	AVG.
*1980	Bernadette Locke, Georgia	27	114	4.2
*1981	Sonya Meadows, Mississippi State	28	122	4.4
*1982	Cathy Bender, Vanderbilt	34	111	3.3
1983	Joyce Walker, LSU	27	76	2.8
1984	Donna Atkinson, Vanderbilt	26	75	2.9
1985	Shelia Collins, Tennessee	31	109	3.5
1986	Leslie Nichols, Kentucky	29	104	3.6
1987	Kunshinge Sorrell, Mississippi State	30	116	3.9
1988	Kunshinge Sorrell, Mississippi State	32	122	3.8
1989	Deborah Denton, Vanderbilt	29	92	3.2
1990	Malinka Salhi, Kentucky	31	90	2.9
	Jade Huntington, Vanderbilt	30	87	2.9
1991	Adrienne Shuler, Georgia	32	103	3.2
1992	Niesa Johnson, Alabama	30	86	2.9
1993	Niesa Johnson, Alabama	31	95	3.1
1994	Stacey Reed, Kentucky	28	97	3.5
1995	Christy Smith, Arkansas	30	89	3.0
1996	Michelle Marciniak, Tennessee	36	107	3.0
1997	Kedra Holland-Corn, Georgia	31	116	3.7
1998	Chamique Holdsclaw, Tennessee	39	110	2.8
1999	Jocelyn Penn, South Carolina	27	79	2.9
2000	Marie Ferdinand, LSU	32	93	2.9
2001	LaTonya McDole, Kentucky	27	77	2.9
2002	Rita Adams, Kentucky	29	104	3.6
2003	Jocelyn Penn, South Carolina	30	112	3.7
2004	Tan White, Mississippi State	29	91	3.1



# THROUGH THE YEARS

ALABAMA • ARKANSAS • AUBURN • FLORIDA • GEORGIA • KENTUCKY • LSU • OLE MISS

## ANNUAL INDIVIDUAL STATISTICAL LEADERS

2005	Armintie Price, Ole Miss	29	92	3.2
2006	Sherill Baker, Georgia	32	149	4.7
2007	Armintie Price, Ole Miss	35	131	3.7
2008	Alexis Hornbuckle, Tennessee	37	104	2.8
2009	Ceira Ricketts, Arkansas	32	82	2.6
2010	Victoria Dunlap, Kentucky	35	107	3.1
2011	Victoria Dunlap, Kentucky	33	100	3.0
2012	Porsha Porter, Mississippi State	29	91	3.1
2013	Danielle Ballard, LSU	33	100	2.9
2014	Shacobia Barbee, Georgia	30	79	2.6
2015	Andraya Carter, Tennessee	35	80	2.3

2011	Lyndsay Harris, Arkansas	29	81	2.8
2012	Christina Foggie, Vanderbilt	33	91	2.8
2013	Morgan Eye, Missouri	32	112	3.5
2014	Morgan Eye, Missouri	31	108	3.5
2015	Morgan Eye, Missouri	33	84	2.5

\*Women's basketball first came under the auspices of the Southeastern Conference in the 1982-83 season. Games played between SEC teams before that time are not counted in the all-time standings, since there was no uniform number of conference games.

### 3PT FIELD GOAL PERCENTAGE

YEAR	PLAYER, SCHOOL	3PGM	3PGA	PCT.
1988	Kim Berry, Georgia	35	68	51.5
1989	Kristi Cushenberry, Kentucky	18	35	51.4
1990	Miriam Lowe, Georgia	22	40	55.0
1991	Dena Head, Tennessee	25	51	49.0
1992	Kim Gilchrist, Ole Miss	53	105	50.5
1993	Betsy Harris, Alabama	89	208	50.5
1994	Julie Powell, Vanderbilt	69	146	47.3
1995	Krista Mulligan, Auburn	48	112	42.9
1996	Kimberly Wilson, Arkansas	89	192	46.4
1997	Tiffany Krantz, Auburn	71	179	39.7
1998	Leah Goss, Alabama	62	164	37.8
1999	Wendi Willits, Arkansas	104	226	46.0
2000	Kara Lawson, Tennessee	79	181	43.6
2001	Jillian Danker, Vanderbilt	66	138	47.8
2002	Jessica Carter, Mississippi State	35	77	45.5
2003	Sara Potts, Kentucky	74	163	45.4
2004	Shanna Zolman, Tennessee	58	136	42.6
2005	Caroline Williams, Vanderbilt	48	95	50.5
2006	Janese Hardrick, Georgia	41	92	44.6
2007	Caroline Williams, Vanderbilt	91	187	48.7
2008	Christina Wirth, Vanderbilt	71	171	41.5
2009	Angie Bjorklund, Tennessee	62	152	40.8
2010	Angie Bjorklund, Tennessee	102	239	42.7
2011	Angie Bjorklund, Tennessee	73	162	45.1
2012	Christina Foggie, Vanderbilt	91	219	41.6
2013	A'Dia Mathies, Kentucky	73	173	42.2
2014	Morgan Eye, Missouri	108	253	42.7
2015	Ariel Massengale, Tennessee	74	202	36.6

### 3PT FIELD GOALS PER GAME

YEAR	PLAYER, SCHOOL	G	3PGM	AVG.
1988	Kunshinge Sorrell, Mississippi State	32	142	4.4
	Kim Bullard, Ole Miss	30	133	4.4
1989	Kim Berry, Georgia	30	163	5.4
1990	Dana Chatman, LSU	30	153	5.1
1991	Dana Chatman, LSU	31	152	4.9
1992	Cornelia Gayden, LSU	29	87	3.0
1993	Betsy Harris, Alabama	31	89	2.9
1994	Christi Timmons, South Carolina	26	79	3.0
1995	Cornelia Gayden, LSU	27	105	3.9
1996	Shannon Johnson, South Carolina	28	82	2.9
1997	Michelle Palmisano, Vanderbilt	31	83	2.7
1998	Talatha Bingham, Florida	32	73	2.3
1999	Wendi Willits, Arkansas	33	104	3.2
2000	Cynthia Hall, Mississippi State	32	82	2.6
2001	Brandi McCain, Florida	29	101	3.5
2002	India Lewis, Arkansas	32	89	2.8
2003	Sara Potts, Kentucky	27	74	2.7
2004	Kelly Morrone, South Carolina	28	81	2.9
2005	Abi Ramsey, Vanderbilt	32	87	2.7
2006	Caroline Williams, Vanderbilt	32	95	3.0
2007	Caroline Williams, Vanderbilt	34	91	2.7
2008	Jordan Jones, South Carolina	32	97	3.0
2009	Alexis Rack, Mississippi State	33	86	2.6
2010	Alexis Rack, Mississippi State	33	108	3.3



**Morgan Eye (Missouri) led the conference in 3PT field goal per game in 2013 and 2014 and in 3PT field goal percentage in 2014.**



**2015-2016**  
**WOMEN'S BASKETBALL**  
**MEDIA GUIDE**

**SEC Records**



# SEC RECORDS

ALABAMA • ARKANSAS • AUBURN • FLORIDA • GEORGIA • KENTUCKY • LSU • OLE MISS

## SEC INDIVIDUAL RECORDS

### POINTS SCORED

#### GAME

- 51 Jocelyn Penn, South Carolina vs. Stetson . . . . . 2003
- 51\* Patricia Roberts, Tennessee vs. Kentucky . . . . . 1976
- 50 Jocelyn Penn, South Carolina vs. Wofford . . . . . 2002
- 50 Shannon Johnson, South Carolina vs. Appalachian St. . . . . 1996
- 49 Cornelia Gayden, LSU vs. Jackson State . . . . . 1995
- 48 LaToya Thomas, Mississippi State vs. Memphis . . . . . 2000
- 47 Tan White, Mississippi State vs. Vanderbilt . . . . . 2005
- 47\* Maree Jackson, LSU vs. Northwestern State . . . . . 1978
- 46 Cornelia Gayden, LSU vs. South Carolina . . . . . 1995
- 45 Jocelyn Penn, South Carolina vs. College of Charleston . . . . . 2002
- 45 Coco Miller, Georgia vs. Charleston Southern . . . . . 1997
- 45\* Peggie Gillom, Ole Miss vs. Tennessee . . . . . 1978
- 45\* Maree Jackson, LSU vs. UNLV . . . . . 1977
- 45\* Quientella Bonner, Florida vs. Chattanooga . . . . . 1977

#### SEASON

- 1,021\* Maree Jackson, LSU (40 games) . . . . . 1978
- 987\* Patricia Roberts, Tennessee (33 games) . . . . . 1977
- 915 Chamique Holdsclaw, Tennessee (39 games) . . . . . 1998
- 855 Wendy Scholtens, Vanderbilt (34 games) . . . . . 1990
- 831\* Maree Jackson, LSU (30 games) . . . . . 1977
- 828\* Julie Gross, LSU (40 games) . . . . . 1978
- 809 Candace Parker, Tennessee (38 games) . . . . . 2008
- 803 Chamique Holdsclaw, Tennessee (39 games) . . . . . 1997
- 796 Katrina McClain, Georgia (32 games) . . . . . 1987
- 795 Seimone Augustus, LSU (35 games) . . . . . 2006



Tennessee's Chamique Holdsclaw holds the SEC career record for points scored with 3,025.

### CAREER

- 3,025 Chamique Holdsclaw, Tennessee (1,233 FGs, 523 FTs) 1996-99
- 2,981 LaToya Thomas, Mississippi State (1,119 FGs, 709 FTs) 1999-03
- 2,906 Joyce Walker, LSU (1,259 FGs, 388 FTs) . . . . . 1980-84
- 2,763 Valerie Still, Kentucky (1,118 FGs, 527 FTs) . . . . . 1980-83
- 2,702 Seimone Augustus, LSU (1,134 FGs, 401 FTs) . . . . . 2002-06
- 2,641 Janet Harris, Georgia (1,127 FGs, 387 FTs) . . . . . 1982-85
- 2,604 Chantelle Anderson, Vanderbilt (1,020 FGs, 555 FTs) 2000-03
- 2,602 Wendy Scholtens, Vanderbilt (959 FGs, 681 FTs) . . . . . 1988-91
- 2,488 Julie Gross, LSU (1,034 FGs, 420 FTs) . . . . . 1976-80
- 2,486 Peggie Gillom, Ole Miss (1,052 FGs, 382 FTs) . . . . . 1976-80

### POINTS PER GAME

#### SEASON

- 29.9\* Patricia Roberts, Tennessee (987/33 games) . . . . . 1977
- 27.7\* Maree Jackson, LSU (831/30 games) . . . . . 1977
- 27.6 Joyce Walker, LSU (744/27 games) . . . . . 1983
- 26.5 Joyce Walker, LSU (794/30 games) . . . . . 1984
- 25.8 Cornelia Gayden, LSU (697/27 games) . . . . . 1995
- 25.6 LaToya Thomas, Mississippi State (794/31 games) . . . . . 2003
- 25.5\* Pam Browning, Kentucky (663/26 games) . . . . . 1977
- 25.2 Wendy Scholtens, LSU (855/34 games) . . . . . 1990
- 25.0 Valerie Still, Kentucky (700/28 games) . . . . . 1983
- 24.9 Katrina McClain, Georgia (796/32 games) . . . . . 1987
- 24.9 Joyce Walker, LSU (747/30 games) . . . . . 1982

### CAREER

- 29.9\* Patricia Roberts, Tennessee (987/33 games) . . . . . 1977
- 26.4 Maree Jackson, LSU (1,852/70 games) . . . . . 1976-78
- 24.8 Joyce Walker, LSU (2,906/117 games) . . . . . 1981-84
- 23.8 LaToya Thomas, Mississippi State (2,891/125 games) 2000-03
- 23.2 Valerie Still, Kentucky (2,763/119 games) . . . . . 1980-83
- 22.3 Cornelia Gayden, LSU (2,451/110 games) . . . . . 1991-95
- 21.3 Wendy Scholtens, Vanderbilt (2,602/122 games) . . . . . 1988-91
- 20.8 Kunshinge Sorrell, Mississippi State (1,292/62 games) 1986-88
- 20.8 Cindy Brogdon, Tennessee (1,458/70 games) . . . . . 1978-79

### FIELD GOALS

#### GAME

- 24\* Patricia Roberts, Tennessee vs. Kentucky . . . . . 1976
- 22 Jocelyn Penn, South Carolina vs. Wofford . . . . . 2002
- 21\* Peggie Gillom, Ole Miss vs. Tennessee . . . . . 1978
- 20 LaToya Thomas, Mississippi State vs. Tulsa . . . . . 2002
- 20\* Quientella Bonner, Florida vs. Chattanooga . . . . . 1977
- 19 Jocelyn Penn, South Carolina vs. Stetson . . . . . 2003
- 19 Chantelle Anderson, Vanderbilt vs. Portland State . . . . . 2000
- 19 Shannon Johnson, South Carolina vs. Appalachian St. . . . . 1996
- 19\* Maree Jackson, LSU vs. Northwestern State . . . . . 1978
- 19\* Patricia Roberts, Tennessee vs. East Tennessee St. . . . . 1977

#### SEASON

- 428\* Patricia Roberts, Tennessee (662 atts.) . . . . . 1977
- 409\* Maree Jackson, LSU (657 atts.) . . . . . 1978
- 370 Chamique Holdsclaw, Tennessee (678 atts.) . . . . . 1998
- 344\* Cindy Brogdon, Tennessee (693 atts.) . . . . . 1979
- 344\* Julie Gross, LSU (499 atts.) . . . . . 1978
- 344\* Maree Jackson, LSU (499 atts.) . . . . . 1977
- 340 Joyce Walker, LSU (590 atts.) . . . . . 1984
- 334 Seimone Augustus, LSU (595 atts.) . . . . . 2006
- 332 Chamique Holdsclaw, Tennessee (332 atts.) . . . . . 1997
- 330 Joyce Walker, LSU (619 atts.) . . . . . 1984

# SEC RECORDS



MISSISSIPPI STATE • MISSOURI • SOUTH CAROLINA • TENNESSEE • TEXAS A&M • VANDERBILT

## SEC INDIVIDUAL RECORDS

### CAREER

1.	1,259	Joyce Walker, LSU (2,238 atts.)	1981-84
2.	1,233	Chamique Holdsclaw, Tennessee (2,419 atts.)	1996-99
3.	1,134	Seimone Augustus, LSU (2,083 atts.)	2002-06
4.	1,127	Janet Harris, Georgia (2,029 atts.)	1982-85
5.	1,119	LaToya Thomas, Mississippi State (2,024 atts.)	2000-03
6.	1,118	Valerie Still, Kentucky (1,931 atts.)	1980-83
7.	1,052	Peggie Gillom, Ole Miss (2,120 atts.)	1976-80
8.	1,034	Julie Gross, LSU (1,996 atts.)	1976-80
9.	1,020	Chantelle Anderson, Vanderbilt (1,568 atts.)	2000-03
10.	1,017	Bridgette Gordon, Tennessee (1,983 atts.)	1986-89

### FIELD GOAL ATTEMPTS

#### GAME

1.	49	LaToya Thomas, Mississippi State vs. Memphis	2000
2.	38	Shannon Johnson, South Carolina vs. Appalachian St.	1996
3.	37	Sophia Witherspoon, Florida vs. Tennessee	1989
	37*	Peggie Gillom, Ole Miss vs. Tennessee	1978
5.	36	Daisy Casher, Mississippi State vs. Union	1985
6.	34*	Julie Gross, LSU vs. Alabama	1978
	34*	Peggie Gillom, Ole Miss vs. Jackson State	1978
	34*	Marianne Merritt, Auburn vs. West Georgia	1976
9.	33	Polly Branch, Mississippi State vs. Judson	1986
10.	32	Tan White, Mississippi State vs. Tennessee	2004

#### SEASON

1.	699	Kunshinge Sorrell, Miss. State (257 made)	1987
2.	693*	Cindy Brogdon, Tennessee (344 made)	1979
3.	678	Chamique Holdsclaw, Tennessee (370 made)	1998
4.	672*	Julie Gross, LSU (357 made)	1978
5.	667	Chamique Holdsclaw, Tennessee (332 made)	1997
6.	662*	Patricia Roberts, Tennessee (428 made)	1977
7.	657*	Maree Jackson, LSU (409 made)	1978
8.	652*	Peggie Gillom, Ole Miss (293 made)	1980
9.	647*	Mary Boatwright, Miss. State (313 made)	1980
10.	629	Shalonda Enis, Alabama (296 made)	1996

### CAREER

1.	2,419	Chamique Holdsclaw, Tennessee (1,233 made)	1996-99
2.	2,238	Joyce Walker, LSU (1,259 made)	1981-84
3.	2,120	Peggie Gillom, Ole Miss (1,052 made)	1977-80
4.	2,102	Tan White, Mississippi State (893 made)	2002-05
5.	2,083	Seimone Augustus, LSU (1,134 made)	2002-06
6.	2,029	Janet Harris, Georgia (1,127 made)	1982-85
7.	2,024	LaToya Thomas, Mississippi State (1,119 made)	2000-03
8.	1,996	Julie Gross, LSU (1,034 made)	1976-80
9.	1,985	Bridgette Gordon, Tennessee (1,012 made)	1986-89
10.	1,931	Valerie Still, Kentucky (1,118 made)	1980-83

### FIELD GOAL PERCENTAGE

#### SEASON (MINIMUM 200 ATTEMPTS)

1.	72.3	Chantelle Anderson, Vanderbilt (292 of 404)	2001
2.	68.9*	Maree Jackson, LSU (344 of 499)	1977
3.	67.9*	Cindy Noble, Tennessee (266 of 392)	1980
4.	66.3	Becky Jackson, Auburn (222 of 335)	1983
5.	66.2	Liz Sherwood, Vanderbilt (129 of 195)	2007
	66.2	Katrina McClain, Georgia (262 of 396)	1986
	66.2	Becky Jackson, Auburn (210 of 317)	1984
	66.2	Becky Jackson, Auburn (222 of 335)	1983
9.	64.7	Chantelle Anderson, Vanderbilt (295 of 456)	2002
	64.7*	Patricia Roberts, Tennessee (428 of 662)	1977

### CAREER (MINIMUM 500 ATTEMPTS)

1.	65.1	Chantelle Anderson, Vanderbilt (1,020 of 1,568)	2000-03
	65.1	Maree Jackson, LSU (753 of 1,156)	1977-78
3.	64.7	Patricia Roberts, Tennessee (428 of 662)	1977
4.	64.2	Liz Sherwood, Vanderbilt (464 of 723)	2004-08
5.	62.5	Cindy Noble, Tennessee (614 of 982)	1979-81
6.	62.0	Katrina McClain, Georgia (873 of 1,407)	1984-87
7.	61.1	DeTrina White, LSU (484 of 792)	1998-03
8.	60.6	Kelley Cain, Tennessee (343 of 566)	2008-11
9.	60.2	Becky Jackson, Auburn (864 of 1,435)	1980-84
10.	59.3	Jocelyn Penn, South Carolina (757 of 1,277)	1998-03

### THREE-POINT FIELD GOALS

#### GAME

1.	12	Cornelia Gayden, LSU vs. Jackson State	1995
2.	11	Morgan Eye, Missouri vs. Auburn	2013
3.	9	Morgan Eyes, Missouri vs. Kansas State	2015
	9	Morgan Eye, Missouri vs. UT Martin	2014
	9	Morgan Eye, Missouri vs. Miami	2014
	9	Carlie Needles, Florida vs. North Florida	2012
	9	Jordan Jones, South Carolina vs. NC A&T	2008
	9	Wendi Willits, Arkansas vs. Georgia	1999
	9	Shannon Johnson, South Carolina vs. Arizona State	1995
	9	Gracie Frizzell, Ole Miss vs. Alabama	2015
	8	Ariel Massengale, Tennessee vs. Vanderbilt	2015
	8	Meighan Simmons, Tennessee vs. Virginia	2013
	8	Lyndsay Harris, Arkansas vs. Iona	2010
	8	Meighan Simmons, Tennessee vs. Lamar	2010
	8	Merideth Marsh, Vanderbilt vs. Florida	2009
	8	Kate Mastin, Alabama vs. Cal State. Northridge	2006
	8	Abi Ramsey, Vanderbilt vs. Florida	2005
	8	Beth Vice, Alabama vs. Stephen F. Austin	2002
	8	Kelly Morrone, South Carolina vs. Duke	2001
	8	Meadow Overstreet, Mississippi State vs. Miss. Valley	2000
	8	Wendi Willits, Arkansas vs. Oral Roberts	1999
	8	Brittney Ezell, Alabama vs. Arkansas	1998
	8	Tiffany Krantz, Auburn vs. Troy State	1998
	8	Betsy Harris, Alabama vs. Auburn	1994
	8	Amy Lannom, Alabama vs. Florida	1992
	8	Bridget Pettis, Florida vs. Georgia	1992



**Vanderbilt's Chantelle Anderson lead the league in field goal percentage in 2001 and tied for the top spot in career field goal percentage.**



# SEC RECORDS

ALABAMA • ARKANSAS • AUBURN • FLORIDA • GEORGIA • KENTUCKY • LSU • OLE MISS

## SEC INDIVIDUAL RECORDS

### SEASON

1.	112	Morgan Eye, Missouri (269 atts.)	2013
2.	108	Morgan Eye, Missouri (253 atts.)	2014
	108	Alexis Rack, Mississippi State (310 atts.)	2010
4.	105	Cornelia Gayden, LSU (268 atts.)	1995
5.	104	Wendi Willits, Arkansas (226 atts.)	1999
6.	103	Shanna Zolman, Tennessee (238 atts.)	2006
7.	102	Angie Bjorklund, Tennessee (239 atts.)	2010
8.	101	Brandi McCain, Florida (322 atts.)	2001
9.	100	Bianca Thomas, Ole Miss (269 atts.)	2010
10.	97	Jordan Jones, South Carolina (243 atts)	2008

### CAREER

1.	340	Alexis Rack, Mississippi State (1057 atts.)	2006-2010
2.	337	Cornelia Gayden, LSU (875 atts.)	1992-95
3.	316	Wendi Willits, Arkansas (773 atts.)	1997-01
4.	305	Angie Bjorklund, Tennessee (738 atts.)	2008-11
4.	283	Lyndsay Harris, Arkansas (858 atts.)	2008-11
5.	282	Cori Chambers, Georgia (742 atts.)	2003-07
6.	272	Betsy Harris, Alabama (729 atts.)	1991-94
7.	271	Sara Potts, Kentucky (719 atts.)	2001-05
8.	270	Beth Vice, Alabama (719 atts.)	1999-03
9.	267	India Lewis, Arkansas (787 atts.)	1999-03
	267	Kimberly Wilson, Arkansas (673 atts.)	1993-97

### THREE-POINT FIELD GOAL ATTEMPTS

#### GAME

1.	26	Brandi McCain, Florida vs. Washington	2001
2.	20	Brandi McCain, Florida vs. Arkansas	2001
	20	Christi Timmons, South Carolina vs. Florida	1994
4.	21	Shafontaye Myers, Alabama vs. North Texas	2012
5.	19	Bianca Thomas, Ole Miss vs. Centenary	2010
6.	18	Morgan Eye, Missouri vs. Kansas State	2015
	18	Morgan Eye, Missouri vs. Auburn	2013
	18	D. Washington, Arkansas vs. Tennessee	2007
	18	Niesa Johnson, Alabama vs. Duke	1995
	18	Cornelia Gayden, LSU vs. Jackson State	1995
10.	17	Meighan Simmons, Tennessee vs. Virginia	2014
	17	Carlie Needles, Florida vs. North Florida	2013
	17	Alexis Rack, Mississippi State vs. Florida	2010
	17	Valerie Nainima, South Carolina vs. Boston	2009
	17	Christina Wirth, Vanderbilt vs. Maryland	2009
	17	Jordan Jones, South Carolina vs. NC A&T	2008
	17	Brittney Ezell, Alabama vs. Arkansas	1998
	17	Shaundra Roberts, Kentucky vs. South Carolina	1996
	17	Betsy Harris, Alabama vs. Florida	1994
	17	Cornelia Gayden, LSU vs. Georgia	1993

### SEASON

1.	322	Brandi McCain, Florida (101 made)	2001
2.	310	Alexis Rack, Mississippi State (108 made)	2010
3.	296	Bianca Thomas, Ole Miss (100 made)	2010
4.	287	Shafontaye Myers, Alabama (80 made)	2012
	287	Alexis Rack, Mississippi State (86 made)	2009
6.	268	Cornelia Gayden, LSU (105 made)	1995
7.	264	Betsy Harris, Alabama (91 made)	1994
8.	259	Alexis Rack, Mississippi State (82 made)	2008
9.	253	Morgan Eyes, Missouri (108 made)	2014
10.	243	Jordan Jones, South Carolina (97 made)	2008

### CAREER

1.	1045	Alexis Rack, Mississippi State (338 made)	2006-2010
2.	875	Cornelia Gayden, LSU (337 made)	1992-95
3.	858	Lyndsay Harris, Arkansas (283 atts.)	2008-11
4.	794	Talatha Bingham, Florida (246 made)	1996-99

794	Christi Timmons, South Carolina (239 made)	1992-95	
6.	787	India Lewis, Arkansas (267 made)	1999-03
7.	771	Wendi Willits, Arkansas (316 made)	1997-01
8.	764	Niesa Johnson, Alabama (265 made)	1992-95
9.	742	Cori Chambers, Georgia (282 made)	2003-07
10.	740	Meighan Simmons, Tennessee (255 made)	2010-14

### THREE-POINT FIELD GOAL PERCENTAGE

#### SEASON (MINIMUM 50 ATTEMPTS)

1.	54.5	Tiffany Mitchell, South Carolina (40 of 74)	1994
2.	51.5	Kim Berry, Georgia (35 of 68)	1988
3.	50.5	Caroline Williams, Vanderbilt (48 of 95)	2005
	50.5	Kim Gilchrist, Ole Miss (53 of 105)	1992
5.	50.0	Angela Harris, Mississippi State (32 of 64)	2000
6.	49.5	Donna Harris, Vanderbilt (45 of 91)	1990
7.	49.0	Dena Head, Tennessee (25 of 51)	1991
8.	48.7	Caroline Williams, Vanderbilt (91-187)	2007
9.	48.6	Camille Lowe, Georgia (52 of 107)	1991

#### CAREER (MINIMUM 200 ATTEMPTS)

1.	46.5	Caroline Williams, Vanderbilt (238 of 512)	2004-07
2.	44.1	Julie Powell, Vanderbilt (203 of 460)	1991-94
3.	43.6	Kim Gilchrist, Ole Miss (102 of 234)	1991-92
4.	42.8	Kim Berry, Georgia (189 of 442)	1987-91
5.	42.5	Shanna Zolman, Tennessee (266 of 626)	2003-06
6.	42.0	Hillary Hager, Vanderbilt (142 of 338)	2001-04
7.	41.5	Kara Lawson, Tennessee (256 of 617)	2000-03
	41.5	Carolyn Jones, Auburn (103 of 248)	1988-91

### FREE THROWS

#### GAME

1.	18	Ashley McElhiney, Vanderbilt vs. LSU	2001
	18	Jennifer Fambrough, Mississippi State vs. NW State	1999
	18	Pokey Chatman, LSU vs. Georgia	1991
	18	Wendy Scholtens, Vanderbilt vs. Tennessee Tech	1989
5.	17	Candace Parker, Tennessee vs. Middle Tennessee	2007
	17	Bridgette Gordon, Tennessee vs. Long Beach State	1989
7.	16	Christina Foggie, Vanderbilt vs. Marquette	2014
	16	Armintie Price, Ole Miss vs. Alabama	2006
	16	Shondra Johnson, Alabama vs. Providence	2001
	16	Kelly Miller, Georgia vs. Auburn	1999
	16	Shelia Collins, Tennessee vs. Old Dominion	1985

#### SEASON

1.	236	Wendy Scholtens, Vanderbilt (264 atts.)	1990
2.	218	DeWanna Bonner, Auburn (258 atts.)	2009
3.	203	Dominique Canty, Alabama (270 atts.)	1998
	203*	Maree Jackson, LSU (269 atts.)	1978
5.	201	Candace Parker, Tennessee (288 atts.)	2008
6.	197	Wendy Scholtens, Vanderbilt (225 atts.)	1989
7.	196*	Pam Browning, Kentucky (263 atts.)	1977
8.	195	LaToya Thomas, Mississippi State (265 atts.)	2001
	195	Carolyn Jones, Auburn (240 atts.)	1990
10.	190	LaToya Thomas, Mississippi State (245 atts.)	2002

#### CAREER

1.	709	LaToya Thomas, Mississippi State (914 atts.)	2000-03
2.	681	Wendy Scholtens, Vanderbilt (785 atts.)	1988-91
3.	628	Dominique Canty, Alabama (875 atts.)	1996-99
4.	600	DeWanna Bonner, Auburn (755 atts.)	2005-09
5.	589	Armintie Price, Ole Miss (984 atts.)	2004-07
6.	555	Chantelle Anderson, Vanderbilt (751 atts.)	2000-03
7.	534	Shondra Johnson, Alabama (742 atts.)	1999-02
8.	527	Valerie Still, Kentucky (748 atts.)	1980-83

# SEC RECORDS



MISSISSIPPI STATE • MISSOURI • SOUTH CAROLINA • TENNESSEE • TEXAS A&M • VANDERBILT

## SEC INDIVIDUAL RECORDS

- 9. 526 Candace Parker, Tennessee (738 atts.) . . . . . 2005-08
- 10. 523 Chamique Holdsclaw, Tennessee (731 atts.) . . . . . 1996-99

- 9. 83.9 Cindy Brogdon, Tennessee (198 of 236) . . . . . 1978-79
- 10. 83.7 Christy Smith, Arkansas (461 of 551) . . . . . 1995-98

### FREE THROW ATTEMPTS

#### GAME

- 1. 23 Tia Faleru, Ole Miss vs. Kentucky . . . . . 2014
- 23\* Marcia Player, Auburn vs. Tuskegee . . . . . 1979
- 3. 21 Candace Parker, Tennessee vs. Middle Tennessee . . . . . 2007
- 21 Armintie Price, Ole Miss vs. UAB . . . . . 2006
- 21 Pokey Chatman, LSU vs. Georgia . . . . . 1991
- 21 Katrina McClain, Georgia vs. South Alabama . . . . . 1986
- 7. 20 Kelsey Brooks, Arkansas vs. Oklahoma . . . . . 2015
- 20 Raigyne Moncrief, LSU vs. Rutgers . . . . . 2014
- 20 Lasandra Barrett, LSU at Alabama . . . . . 2012
- 20 LaToya Thomas, Mississippi State vs. Alabama . . . . . 2002
- 20 Jennifer Fambrough, Mississippi State vs. NW State . . . . . 1999
- 20 Bridgette Gordon, Tennessee vs. Long Beach State . . . . . 1989

#### SEASON

- 1. 301 Armintie Price, Ole Miss (183 made) . . . . . 2007
- 2. 288 Candace Parker, Tennessee (201 made) . . . . . 2008
- 3. 270 Dominique Canty, Alabama (203 made) . . . . . 1998
- 4. 269\* Maree Jackson, LSU (203 made) . . . . . 1978
- 5. 265 LaToya Thomas, Mississippi State (195 made) . . . . . 2001
- 6. 264 Wendy Scholtens, Vanderbilt (236 made) . . . . . 1990
- 7. 263\* Pam Browning, Kentucky (196 made) . . . . . 1977
- 8. 261 Armintie Price, Ole Miss (161 made) . . . . . 2006
- 9. 258 DeWanna Bonner, Auburn (218 made) . . . . . 2009
- 10. 254 Victoria Dunlap, Kentucky (175 made) . . . . . 2010

#### CAREER

- 1. 982 Armintie Price, Ole Miss (589 made) . . . . . 2004-07
- 2. 914 LaToya Thomas, Mississippi State (709 made) . . . . . 2000-03
- 3. 875 Dominique Canty, Alabama (628 made) . . . . . 1996-99
- 4. 815 Sylvia Fowles, LSU (501 made) . . . . . 2004-08
- 5. 796 Glory Johnson, Tennessee (493 made) . . . . . 2008-12
- 6. 785 Wendy Scholtens, Vanderbilt (681 made) . . . . . 1988-91
- 7. 755 DeWanna Bonner, Auburn (568 made) . . . . . 2005-09
- 8. 751 Chantelle Anderson, Vanderbilt (555 made) . . . . . 2000-03
- 9. 748 Valerie Still, Kentucky (527 made) . . . . . 1980-83
- 10. 742 Shondra Johnson, Alabama (534 made) . . . . . 1999-02

### FREE THROW PERCENTAGE

#### SEASON (MINIMUM 50 ATTEMPTS)

- 1. 95.7 Shanna Zolman, Tennessee (88 of 92) . . . . . 2004
- 2. 94.4 Shanna Zolman, Tennessee (85 of 90) . . . . . 2006
- 3. 90.1 Bria Goss, Kentucky (127 of 141) . . . . . 2014
- 90.1 Seimone Augustus, LSU (100 of 111) . . . . . 2004
- 5. 90.0 Meredith Marsh, Vanderbilt (45 of 50) . . . . . 2009
- 90.0 Sidney Spencer, Tennessee (54 of 60) . . . . . 2007
- 7. 89.9 Christy Smith, Arkansas (134 of 149) . . . . . 1995
- 8. 89.4 Wendy Scholtens, Vanderbilt (236 of 264) . . . . . 1990
- 9. 89.2 Shanna Zolman, Tennessee (58 of 65) . . . . . 2003
- 10. 88.9\* Margaret Fisher, Alabama (48 of 54) . . . . . 1977

#### CAREER (MINIMUM 200 ATTEMPTS)

- 1. 91.6 Shanna Zolman, Tennessee (306 of 334) . . . . . 2003-06
- 2. 86.8 Wendy Scholtens, Vanderbilt (681 of 785) . . . . . 1988-91
- 3. 86.1 Seimone Augustus, LSU (404 of 470) . . . . . 2003-06
- 4. 86.1 Jenny Pfeiffer, Kentucky (247 of 287) . . . . . 2003-07
- 5. 85.7 Von Kirk, Ole Miss (210 of 245) . . . . . 2000-02
- 6. 85.2 Pam Irwin-Osbolt, Georgia (173 of 203) . . . . . 1996-99
- 7. 84.7 Merideth Marsh, Vanderbilt (244-288) . . . . . 2007-10
- 84.7 Kara Lawson, Tennessee (344 of 406) . . . . . 2000-03

### REBOUNDS

#### GAME

- 1. 31\* Quientella Bonner, Florida vs. Georgia Southern . . . . . 1977
- 2. 28\* Quientella Bonner, Florida vs. Miami . . . . . 1978
- 28\* Quientella Bonner, Florida vs. UT-Chattanooga . . . . . 1977
- 4. 27 Tierney Jenkins, Alabama vs. Belmont . . . . . 2010
- 27\* Valerie Still, Kentucky vs. National College . . . . . 1982
- 27\* Maree Jackson, LSU vs. SE Louisiana . . . . . 1978
- 27\* Maree Jackson, LSU vs. NW Louisiana . . . . . 1977
- 27\* Quientella Bonner, Florida vs. Florida State . . . . . 1977
- 9. 26 Demetress Adams, South Carolina vs. Arkansas . . . . . 2008
- 26 Sophie Ratliff, Mississippi State vs. Shorter . . . . . 1988
- 26\* Valerie Still, Kentucky vs. Rutgers . . . . . 1980
- 26\* Maree Jackson, LSU vs. Baylor . . . . . 1977
- 26\* Marianne Merritt, Auburn vs. Montevallo . . . . . 1975

#### SEASON

- 1. 539\* Maree Jackson, LSU (40 games) . . . . . 1978
- 2. 493\* Maree Jackson, LSU (30 games) . . . . . 1977
- 3. 477 Sylvia Fowles, LSU (38 games) . . . . . 2007
- 4. 467\* Patricia Roberts, Tennessee (33 games) . . . . . 1977
- 5. 463\* Julie Gross, LSU (40 games) . . . . . 1977
- 6. 459\* Julie Gross, LSU (40 games) . . . . . 1978
- 7. 457\* Valerie Still, Kentucky (32 games) . . . . . 1982
- 8. 407 Sylvia Fowles, LSU (35 games) . . . . . 2006
- 9. 403\* Valerie Still, Kentucky (29 games) . . . . . 1980
- 10. 402 Murriel Page, Florida (32 games) . . . . . 1998
- 402\* Joannette Boutte, LSU (29 games) . . . . . 1976



LSU's Sylvia Fowles holds the SEC career record for rebounds with 1,570.



# SEC RECORDS

ALABAMA • ARKANSAS • AUBURN • FLORIDA • GEORGIA • KENTUCKY • LSU • OLE MISS

## SEC INDIVIDUAL RECORDS

### CAREER

- 1,570 Sylvia Fowles, LSU (144 games) . . . . . 2004-08
- 1,525 Valerie Still, Kentucky (119 games) . . . . . 1980-83
- 1,466 Julie Gross, LSU (131 games) . . . . . 1977-80
- 1,398 Janet Harris, Georgia (131 games) . . . . . 1982-85
- 1,321 Quientella Bonner, Florida (102 games) . . . . . 1977-79, '81
- 1,295 Chamique Holdsclaw, Tennessee (148 games) . . . . . 1996-99
- 1,272 Wendy Scholtens, Vanderbilt (122 games) . . . . . 1988-91
- 1,271 Peggie Gillom, Ole Miss (144 games) . . . . . 1976-80
- 1,251 Murriel Page, Florida (128 games) . . . . . 1994-98
- 1,218 Glory Johnson, Tennessee (141 games) . . . . . 2009-12


### ASSISTS

#### GAME

- 18 Cristina Ciocan, South Carolina vs. Florida A&M . . . . . 2003
- 18 Dawn Marsh, Tennessee vs. Georgia . . . . . 1988
- 18\* Martha Monk, Auburn vs. Alabama State . . . . . 1981
- 17 Temeka Johnson, LSU vs. Georgia . . . . . 2005
- 17 Ashley McElhiney, Vanderbilt vs. Louisville . . . . . 2003
- 17 Brandi McCain, Florida vs. Miami . . . . . 1999
- 17 Polly Branch, Miss. State vs. Bryan College . . . . . 1986
- 17\* Martha Monk, Auburn vs. Utah . . . . . 1981
- 16 Jordan Jones, Texas A&M vs. James Madison . . . . . 2014
- 16 Camille Ratledge, Florida vs. Austin Peay . . . . . 1989
- 16 Shelly Pyles, Alabama vs. Kentucky . . . . . 1986
- 16\* Patty Jo Hedges, Kentucky vs. Cincinnati . . . . . 1982

#### SEASON

- 294\* Martha Monk, Auburn (33 games) . . . . . 1981
- 289 Temeka Johnson, LSU (35 games) . . . . . 2004
- 278 Temeka Johnson, LSU (36 games) . . . . . 2005
- 262 Whitney Boddie, Auburn (33 games) . . . . . 2009
- 262\* Cathy Bender, Vanderbilt (34 games) . . . . . 1982
- 261 Jordan Jones, Texas A&M (36 games) . . . . . 2014
- 246 Brandi McCain, Florida (33 games) . . . . . 1999
- 243 Dawn Marsh, Tennessee (34 games) . . . . . 1988
- 237 Niesa Johnson, Alabama (33 games) . . . . . 1994
- 237 Camille Ratledge, Florida (27 games) . . . . . 1988



Former Ole Miss player Armintie Price tied the game record for steals in 2006 with 12.

### CAREER

- 945 Temeka Johnson, LSU (129 games) . . . . . 2001-05
- 816 Camille Ratledge, Florida (111 games) . . . . . 1986-90
- 800 Niesa Johnson, Alabama (125 games) . . . . . 1992-95
- 755 Dawn Marsh, Tennessee (132 games) . . . . . 1985-88
- 731 Patty Jo Hedges, Kentucky (120 games) . . . . . 1980-83
- 730 Dee Davis, Vanderbilt (126 games) . . . . . 2004-07
- 717 Amy Wright, Arkansas (131 games) . . . . . 1998-02
- 706 Sandy Harding, Kentucky (111 games) . . . . . 1983-87
- 673 Ashley McElhiney, Vanderbilt (132 games) . . . . . 2000-03
- 673 Holly Warlick, Tennessee (141 games) . . . . . 1977-80

### STEALS

#### GAME

- 12 Armintie Price, Ole Miss vs. Illinois . . . . . 2006
- 12\* Sonya Meadows, Miss. State vs. UT-Martin . . . . . 1981
- 11 Jocelyn Penn, South Carolina vs. S.C. State . . . . . 1998
- 11 Michelle Marciniak, Tennessee vs. Kentucky . . . . . 1996
- 11 Leslie Nichols, Kentucky vs. Louisville . . . . . 1986
- 11\* Eva Lemeh, Vanderbilt vs. Murray State . . . . . 1981
- 11\* Carol Ross, Ole Miss vs. SE Louisiana . . . . . 1980
- 10 Ashley Houts, Georgia vs. Memphis . . . . . 2006
- 10 Sherill Baker, Georgia vs. Mississippi State . . . . . 2006
- 10 Kendra Holland-Corn, Georgia vs. Virginia . . . . . 1996
- 10 Cornelia Gayden, LSU vs. SE Louisiana . . . . . 1995
- 10 DeLisha Milton, Florida vs. Bethune Cookman . . . . . 1994
- 10 Kristen Mulligan, Auburn vs. NE Illinois . . . . . 1992
- 10 Adrienne Shuler, Georgia vs. Howard . . . . . 1989
- 10 Ruthie Bolton, Auburn vs. Long Beach State . . . . . 1988
- 10 Shelia Collins, Tennessee vs. Florida State . . . . . 1985
- 10\* Cathy Bell, Florida vs. Mississippi State . . . . . 1981

#### SEASON

- 149 Sherill Baker, Georgia (32 games) . . . . . 2006
- 141\* Holly Warlick, Tennessee (39 games) . . . . . 1979
- 135\* Carol Ross, Ole Miss (37 games) . . . . . 1980
- 131 Armintie Price, Ole Miss (35 games) . . . . . 2007
- 123 Deborah Denton, Vanderbilt (32 games) . . . . . 1987
- 122 Kunshinge Sorrell, Miss. State (32 games) . . . . . 1988
- 122\* Sonya Meadows, Miss. State (28 games) . . . . . 1981
- 116 Kedra Holland-Corn, Georgia (31 games) . . . . . 1997
- 116 Kunshinge Sorrell, Miss. State (30 games) . . . . . 1987

### CAREER

- 426 Sherill Baker, Georgia (131 games) . . . . . 2003-06
- 403 Armintie Price, Ole Miss (126 games) . . . . . 2004-07
- 372 Tan White, Mississippi State (121 games) . . . . . 2001-05
- 373 Alexis Hornbuckle, Tennessee (137 games) . . . . . 2004-08
- 359 Jocelyn Penn, South Carolina (117 games) . . . . . 1998-03
- 350 Niesa Johnson, Alabama (125 games) . . . . . 1992-95
- 346 Pokey Chatman, LSU (120 games) . . . . . 1987-91
- 342 Teresa Edwards, Georgia (128 games) . . . . . 1982-86
- 338 Deborah Denton, Vanderbilt (117 games) . . . . . 1986-89
- 336 Bridgette Gordon, Tennessee (137 games) . . . . . 1986-89

### BLOCKS

#### GAME

- 13 Marita Payne, Auburn vs. Arkansas . . . . . 2005
- 12 Kelley Cain, Tennessee vs. LSU . . . . . 2010
- 10 Martha Alwal, Mississippi State) vs Jacksonville State . . . . . 2011
- 10 Marita Payne, Auburn vs. Georgia . . . . . 2005
- 10 Marita Payne, Auburn vs. LSU . . . . . 2004
- 10 Marita Payne, Auburn vs. Kentucky . . . . . 2004



# SEC RECORDS



MISSISSIPPI STATE • MISSOURI • SOUTH CAROLINA • TENNESSEE • TEXAS A&M • VANDERBILT

## SEC INDIVIDUAL RECORDS

10	Vanessa Hayden, Florida vs. Kent State . . . . .	2001
10	Angela Gorsica, Vanderbilt vs. Wingate . . . . .	1995
10	Tracy Henderson, Georgia vs. Louisville . . . . .	1995
10	Heidi Gillingham, Vanderbilt vs. Middle Tennessee . . . . .	1992
10. 9	Theresa Plaisance, LSU vs. Alabama . . . . .	2014
9	Jennifer George, Florida vs. Alabama State . . . . .	2011
9	Chanel Mokango, Mississippi State vs. Ole Miss . . . . .	2009
9	Keke Carrier, Auburn vs. Alabama State . . . . .	2006
9	Marita Payne, Auburn vs. Ole Miss . . . . .	2006
9	Marita Payne, Auburn vs. Alabama . . . . .	2006
9	Vanessa Hayden, Florida vs. Florida State . . . . .	2002
9	Vanessa Hayden, Florida vs. Colorado . . . . .	2001
9	Tawana McDonald, Georgia vs. Houston . . . . .	2000
9	Heidi Gillingham, Vanderbilt vs. Tennessee State . . . . .	1991
9	Cheri Graham, LSU vs. Nicholls State . . . . .	1982
9*	Terri Hilliard, Alabama vs. Mississippi College . . . . .	1981

### SEASON

1.	141	Marita Payne, Auburn (28 games) . . . . .	2005
2.	131	Heidi Gillingham, Vanderbilt (31 games) . . . . .	1992
3.	126	Vanessa Hayden, Florida (29 games) . . . . .	2002
4.	118	Angela Gorsica, Vanderbilt (31 games) . . . . .	1997
5.	113	Kelley Cain, Tennessee (33 games) . . . . .	2010
6.	107	Marita Payne, Auburn (29 games) . . . . .	2006
	107	Vanessa Hayden, Florida (30 games) . . . . .	2003
8.	106	Angela Gorsica, Vanderbilt (35 games) . . . . .	1995
8.	105	Heidi Gillingham, Vanderbilt (33 games) . . . . .	1993
	105	Heidi Olsen, LSU (27 games) . . . . .	1983

### CAREER

1.	413	Heidi Gillingham, Vanderbilt (128 games) . . . . .	1991-94
2.	377	Marita Payne, Auburn (122 games) . . . . .	2003-06
3.	368	Angela Gorsica, Vanderbilt (127 games) . . . . .	1994-97
4.	357	Vanessa Hayden, Florida (107 games) . . . . .	2001-04
5.	328	Martha Alwal, Mississippi State (124 games) . . . . .	2012-15
6.	321	Sylvia Fowles, LSU (144 games) . . . . .	2004-08
7.	297	Tawana McDonald, Georgia (124 games) . . . . .	1998-02
8.	290	Katrina McClain, Georgia (125 games) . . . . .	1983-87
9.	275	Candace Parker, Tennessee (109 games) . . . . .	2005-08
10.	267	Tracy Henderson, Georgia (122 games) . . . . .	1993-97

## DOUBLE-DOUBLES

### CAREER

1.	86	Sylvia Fowles, LSU (144 games) . . . . .	2004-08
2.	78	Janet Harris, Georgia (131 games) . . . . .	1982-85
3.	68	Julie Gross, LSU (131 games) . . . . .	1978-80
4.	67	Valerie Still, Kentucky (119 games) . . . . .	1980-83
5.	65	Murriel Page, Florida (128 games) . . . . .	1995-98
6.	58	Quietella Bonner, Florida (102 games) . . . . .	1976-81
7.	57	Armintie Price, Ole Miss (126 games) . . . . .	2003-07
	57	Chamique Holdsclaw, Tennessee (148 games) . . . . .	1996-99
9.	55	Katrina McClain, Georgia (125 games) . . . . .	1984-87
10.	51	Tammy Jackson, Florida (80 games) . . . . .	1981-84
	51	Peggie Gillom, Ole Miss (144 games) . . . . .	1977-80

## TRIPLE-DOUBLES

### CAREER

1.	2	Cornelia Gayden, LSU 43 pts/15 rebs/10 assists vs. TCU . . . . .	1995
		32 pts/15 rebs/10 steals vs. USL . . . . .	1995
	2	Neisa Johnson, Alabama 21 pts/11 rebs/10 assists vs. South Carolina . . . . .	1995
		28 pts/12 rebs/14 assists vs. Duke . . . . .	1995

3.	1	Jordan Jones, Texas A&M 19 points/10 rebs/10 assists vs. Arkansas . . . . .	2014
	1	Daisha Simmons, Alabama 37 points/11 rebs/11 assists vs. Troy . . . . .	2013
	1	Katherine Graham, LSU 20 pts/10 rebs/10 assists vs. Ole Miss . . . . .	2010
	1	Shekinna Stricklen, Tennessee 17 pts/13 rebs/12 assists vs. Oklahoma . . . . .	2010
	1	Kayla Melson, Ole Miss 11 pts/11 rebs/11 assists vs. SE Louisiana . . . . .	2009
	1	C'eira Ricketts, Arkansas 14 pts/13 rebs/12 assists vs. Auburn . . . . .	2009
	1	Whitney Boddie, Auburn 13 pts/10 rebs/12 assists vs. Sam Houston State . . . . .	2008
	1	Armintie Price, Ole Miss 34 pts/15 rebs/12 steals vs. Illinois . . . . .	2007
	1	Iva Sliskovic, SC 18 pts/13 rebs/10 assists vs. High Point . . . . .	2007
	1	Marita Payne, Auburn 15 pts/12 rebs/13 blocks vs. Arkansas . . . . .	2005
	1	Cristina Ciocan, SC 22 pts/10 rebs/13 assists vs. Clemson . . . . .	2003
	1	Vanessa Hayden, Florida 17 pts/12 rebs/10 blocks vs. Kent State . . . . .	2001
	1	Cynthia Hall, Mississippi State 12 pts/10 rebs/12 assists vs. La.-Lafayette . . . . .	2000
	1	Dominique Canty, Alabama 20 pts/10 rebs/10 assists vs. NW State . . . . .	1998
	1	Tracy Henderson, Georgia 14 pts/13 rebs/10 blocks vs. Louisville . . . . .	1995
	1	LaCharlotte Smith, Mississippi State 15 pts/11 rebs/10 assists vs. Oral Roberts . . . . .	1996
	1	DeLisha Milton, Florida 11 pts/11 rebs/10 steals vs. Bethune-Cookman . . . . .	1994
	1	Leslie Nichols, Kentucky 18 pts/13 rebs/11 steals vs. Louisville . . . . .	1986
	1	Teresa Edwards, Georgia 24 pts/10 rebs/10 assists vs. Alabama . . . . .	1986
	1	Shelia Collins, Tennessee 18 pts/10 rebs/10 steals vs. Florida State . . . . .	1985
	1*	Eugenia Connor, Ole Miss 15 pts/12 rebs/11 assists vs. McNeese State . . . . .	1981

## SEC PLAYER OF THE WEEK HONORS

### CAREER

1.	9	Candace Parker, Tennessee . . . . .	2005-08
	9	Sylvia Fowles, LSU . . . . .	2004-08
	9	Armintie Price, Ole Miss . . . . .	2003-07
4.	8	Tasha Humphrey, Georgia . . . . .	2005-08
	8	Seimone Augustus, LSU . . . . .	2003-07
	8	Wendy Scholtens, Vanderbilt . . . . .	1988-91
7.	7	Chamique Holdsclaw, Tennessee . . . . .	1996-99
	7	LaToya Thomas, Mississippi State . . . . .	2000-03

\*Women's basketball was not officially sponsored by the SEC until the 1982-83 season.



# SEC RECORDS

ALABAMA • ARKANSAS • AUBURN • FLORIDA • GEORGIA • KENTUCKY • LSU • OLE MISS

## SEC TEAM RECORDS

### SCORING

#### GAME

##### One Team

1.	136	Tennessee vs. Puerto Rico-Mayaguez	2002
2.	133	Kentucky vs. Baylor	2013
	133	Tennessee vs. UT-Martin	1999
4.	130	Tennessee vs. Hawaii Pacific	1986
5.	126	Missouri vs. Bradley	2013
6.	125	Tennessee vs. DePaul	1998
	125	Georgia vs. South Alabama	1991
8.	124	Vanderbilt vs. Oral Roberts	1993
	124*	Georgia vs. Mercer	1981
	124*	Tennessee vs. UT-Martin	1979

##### Both Teams

1.	263	Kentucky (133) vs. Baylor (130) (4OT)	2013
2.	241	Alabama (121) vs. Duke (120) (4OT)	1995
3.	218*	LSU (110) vs. UNLV (108)	1981
4.	215*	Georgia (124) vs. Mercer (91)	1981
5.	210	Kentucky (108) vs. Miami (Ohio) (102) (OT)	2002
	210	Georgia (108) vs. LSU (102)	1991
7.	208	LSU (118) vs. NW Louisiana (90)	1986
	208	Ole Miss (97) vs. Memphis State (111)	1979
9.	204	Mississippi State (98) vs. Vanderbilt (106)	2005
	204	Florida (103) vs. Alabama (101)	1992

#### SEASON

1.	3,464	Tennessee (39 games)	1998
2.	3,458*	Ole Miss (40 games)	1979
3.	3,257*	LSU (40 games)	1978
4.	3,161*	Tennessee (39 games)	1978
5.	3,049*	LSU (37 games)	1977
6.	3,037	Tennessee (38 games)	2003
7.	3,021	Tennessee (34 games)	1988
8.	3,016	Tennessee (37 games)	1989
9.	3,014	Tennessee (34 games)	1997
10.	2,953	Tennessee (38 games)	1980

### SCORING AVERAGE

#### SEASON

1.	89.2	Georgia (2,855 / 32 games)	1986
2.	88.9	Tennessee (3,021 / 34 games)	1988
3.	88.8	Tennessee (3,464 / 39 games)	1998
4.	87.9	Alabama (2,637 / 30 games)	1992
5.	87.1	Auburn (2,873 / 33 games)	1987
6.	86.8	Tennessee (2,952 / 34 games)	1999
7.	86.7	Alabama (2,688 / 31 games)	1993
7.	86.5	Ole Miss (3,458 / 40 games)	1979
8.	86.3	LSU (2,588 / 30 games)	1984
10.	86.1	Alabama (2,804 / 33 games)	1994

### FIELD GOALS

#### GAME

1.	58	Tennessee vs. Hawaii Pacific	1986
2.	57	Tennessee vs. Puerto Rico-Mayaguez	2002
3.	55	Auburn vs. Detroit	1988
	55*	Tennessee vs. UT-Martin	1979
5.	53	Kentucky vs. Kentucky State	1990
	53	Mississippi State vs. Judson College	1986
	53*	Tennessee vs. Marshall	1977
8.	52	Georgia vs. Valdosta State	1987
	52*	Tennessee vs. Chattanooga State	1976

#### SEASON

1.	1,426*	Ole Miss	1979
2.	1,366*	LSU	1978
3.	1,292*	Tennessee	1979
4.	1,288	Tennessee	1998
5.	1,267*	LSU	1977
6.	1,238	Auburn	1988
7.	1,234	Georgia	1981
8.	1,224	Tennessee	1988
9.	1,202	Tennessee	1980
10.	1,193	Georgia	1986

### FIELD GOAL ATTEMPTS

#### GAME

1.	114	Alabama vs. Duke (4 OT)	1995
2.	105	Alabama vs. Queens	1984
3.	104*	Ole Miss vs. Auburn	1979
	104*	Florida vs. Florida State	1979
	104*	Ole Miss vs. Miss. Univ. for Women	1979
	104*	Mississippi State vs. Montevallo	1979
	104*	Florida vs. South Florida	1978
8.	102	Ole Miss vs. Tennessee Tech	1979
9.	101	Kentucky vs. Marshall	1978
10.	100	Ole Miss vs. Blue Mountain	1979

#### SEASON

1.	3,272*	Ole Miss	1979
2.	2,771*	LSU	1978
3.	2,708*	Ole Miss	1978
4.	2,679	Tennessee	1998
5.	2,647*	Ole Miss	1980
6.	2,622	Tennessee	1979
7.	2,554	Georgia	1981
8.	2,550	Kentucky	1978
9.	2,478	Tennessee	1997
10.	2,468	Auburn	1988

### FIELD GOAL PERCENTAGE

#### GAME

1.	76.2	Vanderbilt (32 of 42) vs. Alabama	2007
2.	74.1	Kentucky (35 of 49) vs. Alabama	1987
3.	72.5	Vanderbilt (29 of 40) vs. Arkansas	2003
4.	72.1	Tennessee (44 of 61) vs. Old Dominion	1989
5.	71.7	Tennessee (43 of 60) vs. Valdosta State	1980
6.	71.6	Tennessee (58 of 81) vs. Hawaii Pacific	1986
7.	71.4	Vanderbilt (35 of 49) vs. Western Kentucky	2002

#### SEASON

1.	54.5	Vanderbilt (984 of 1806)	2001
2.	54.4	Georgia (1,193 of 2,195)	1986
3.	53.1	Georgia (1,173 of 2,209)	1985
4.	52.4	Auburn (1,201 of 2,292)	1987
5.	52.1	Vanderbilt (988 of 1897)	2002
6.	52.0	Georgia (1,188 of 2,284)	1984
7.	51.7	Tennessee (1,051 of 2,020)	1983
8.	51.3	4 times, last Vanderbilt	2003

### THREE-POINT FIELD GOALS

#### GAME

1.	18	Missouri vs. Bradley	2013
	18	Missouri vs. Auburn	2013
3.	17	Missouri vs. Oral Roberts	2013
	17	Ole Miss vs. Bowling Green	1999
	17	South Carolina vs. Western Carolina	1994
6.	16	Missouri vs. Kansas State	2015

# SEC RECORDS



MISSISSIPPI STATE • MISSOURI • SOUTH CAROLINA • TENNESSEE • TEXAS A&M • VANDERBILT

## SEC TEAM RECORDS

16	Tennessee vs. Kentucky	2011
16	Ole Miss vs. Auburn	1999
8. 15	Missouri vs. Evansville	2013
15	Missouri vs. UT Martin	2013
15	Missouri vs. Ole Miss	2014
15	Tennessee vs. Lamar	2010
15	Tennessee vs. Chattanooga	2010
15	Arkansas vs. Providence	1999
15	Vanderbilt vs. Oral Roberts	1993

### SEASON

1. 292	Missouri (782 atts.)	2014
2. 263	Missouri (781 atts.)	2013
3. 249	Missouri (762 atts.)	2015
4. 248	South Carolina (744 atts.)	1994
248	Alabama (765 atts.)	1992
6. 245	Mississippi State (753 atts.)	2010
7. 242	Tennessee (641 atts.)	2011
8. 237	Tennessee (647 atts.)	2008
237	Alabama (696 atts.)	1993
10. 233	Ole Miss (681 atts.)	2010

## THREE-POINT FIELD GOAL ATTEMPTS

### GAME

1. 46	South Carolina vs. Florida	1994
2. 43	South Carolina vs. Alabama	1994
3. 41	Ole Miss vs. Bowling Green	1999
4. 39	South Carolina vs. Mississippi State	2004
39	Alabama vs. Mississippi Valley State	1992
6. 38	Missouri vs. UT Martin	2014
38	Missouri vs. Oral Roberts	2013
8. 37	Missouri vs. Kansas State	2015
9. 36	Missouri vs. Evansville	2013
36	Missouri vs. Auburn	2013
36	Tennessee vs. Lamar	2010
36	Mississippi State vs. Savannah State	2007
36	Ole Miss vs. Wright State	1996

### SEASON

1. 782	Missouri (292 made)	2014
2. 781	Missouri (263 made)	2013
3. 765	Alabama (248 made)	1992
4. 762	Missouri (249 made)	2015
5. 744	South Carolina (248 made)	1994
6. 725	South Carolina (218 made)	1995
7. 696	Alabama (237 made)	1993
8. 691	Alabama (223 made)	1994
9. 688	Alabama (226 made)	1995
10. 661	Ole Miss (203 made)	2000

## THREE-POINT FIELD GOAL PERCENTAGE

### GAME (MINIMUM 10 ATTEMPTS)

1. 78.6	Kentucky vs. Miami (Ohio) (11 of 14)	2002
2. 76.2	Tennessee vs. Kentucky (16 of 21)	2011
3. 75.0	Alabama vs. Arkansas (9 of 12)	2002
4. 73.3	Texas A&M vs. La. Tech (11 of 15)	2012
73.3	Tennessee vs. Princeton (11 of 15)	2005
6. 72.7	Vanderbilt vs. Dayton (8 of 11)	2013
72.7	Tennessee vs. Ole Miss (8 of 11)	2007
8. 71.4	Arkansas vs. Lipscomb (10 of 14)	2007
9. 70.6	Vanderbilt at Tennessee-Martin (12 of 17)	2011
70.6	Kentucky vs. Miami (Ohio) (12 of 17)	2010

### SEASON

1. 46.4	Vanderbilt	1990
2. 43.7	Vanderbilt	2007
3. 42.9	Vanderbilt	1991
4. 41.7	Vanderbilt	2001
5. 41.6	Georgia	1991
6. 41.1	Georgia	1988
7. 40.9	LSU	1992
8. 40.6	Auburn	1988
9. 40.1	Tennessee	1991

## FREE THROWS

### GAME

1. 49	Kentucky vs. Baylor	2013
2. 45	Alabama vs. Alabama State	1991
3. 41	Vanderbilt vs. Western Kentucky	1989
4. 40	Tennessee vs. Florida	2005
40	Georgia vs. Mississippi State	1990
6. 38	Arkansas vs. Florida	2004
38	Tennessee vs. Long Beach State	1989
38	Ole Miss vs. Tennessee State	1984
38*	Auburn vs. Tuskegee	1977
10. 37	Tennessee vs. Vanderbilt	1997

### SEASON

1. 782	Tennessee (1,110 atts.)	1998
2. 709	Tennessee (973 atts.)	1995
3. 705	Mississippi State (997 atts.)	2014
4. 665	Tennessee (944 atts.)	1997
5. 664	Tennessee (910 atts.)	1994
6. 648	Tennessee (931 atts.)	2000
7. 635	Tennessee (950 atts.)	1999
8. 631	Kentucky (481 atts.)	2010
9. 628	Tennessee (947 atts.)	1989
10. 627	South Carolina (930 atts.)	2014

## FREE THROW ATTEMPTS

### GAME

1. 66	Kentucky vs. Baylor	2013
2. 56	Alabama vs. Alabama State	1991
3. 54	Kentucky vs. Miami	2010
54	Arkansas vs. Florida	2004
54	Alabama vs. Austin Peay	1992
54*	Auburn vs. Tuskegee	1977
7. 53	Kentucky vs. Oklahoma	2014
53	Tennessee vs. Long Beach State	1989
53	Georgia vs. Mississippi State	1990
10. 52	Kentucky vs. Louisville	2010
52	Vanderbilt vs. Western Kentucky	1989
52	Ole Miss vs. Tennessee State	1984

### SEASON

1. 1,110	Tennessee (782 made)	1998
2. 997	Mississippi State (705 made)	2014
3. 973	Tennessee (709 made)	1995
4. 950	Tennessee (635 made)	1999
5. 947	Tennessee (628 made)	1989
6. 946	Tennessee (665 made)	1997
7. 931	Tennessee (648 made)	2000
8. 930	South Carolina (627 made)	2014
9. 910	Tennessee (664 made)	1994
10. 903	Kentucky (607 made)	2015



# SEC RECORDS

ALABAMA • ARKANSAS • AUBURN • FLORIDA • GEORGIA • KENTUCKY • LSU • OLE MISS

## SEC TEAM RECORDS

### FREE THROW PERCENTAGE

#### GAME (MINIMUM OF 15 ATTEMPTS)

1.	1.000	Tennessee vs. Alabama (18 of 18)	2015
	1.000	Mississippi State vs. UC Santa Barbara (18 of 18)	2012
	1.000	Ole Miss vs. Mississippi State (17 of 17)	2003
	1.000	LSU vs. Tennessee (20 of 20)	1988
	1.000	Alabama vs. Clemson (20 of 20)	1992
6.	95.8	Tennessee vs. Vanderbilt (23 of 24)	2003
	95.8	Tennessee vs. Kentucky (23 of 24)	1985
8.	95.6	Tennessee vs. Wake Forest (22 of 23)	1988

#### SEASON

1.	78.1	Georgia (442 of 566)	2006
2.	77.8	Kentucky (328 of 416)	1984
3.	77.1*	Alabama (426 of 599)	1980
4.	77.0	Vanderbilt (541 of 703)	1989
	77.0	Arkansas (565 of 734)	1995
6.	76.5	Vanderbilt (406 of 531)	2006
7.	76.3	Vanderbilt (428 of 562)	2002
8.	76.2	Vanderbilt (575 of 755)	1990
9.	75.9	Tennessee (525 of 692)	2013
10.	75.8	LSU (463 of 611)	2003

### REBOUNDS

#### GAME

1.	79	Auburn vs. Eastern Kentucky	1990
	79	Auburn vs. Alabama-Huntsville	1980
3.	78	Mississippi State vs. Judson College	1986
	78*	LSU vs. New Orleans	1977
5.	77*	LSU vs. Southern	1977
6.	76	Tennessee vs. Tennessee State	1988
7.	74	Tennessee vs. Troy	2013
8.	72	Georgia vs. Ridger	1992
	72	Florida vs. Mississippi College	1988
	72	Georgia vs. Appalachian State	1981
	72*	Tennessee vs. Belmont	1979
	72*	LSU vs. Baylor	1977

#### SEASON

1.	1,849*	LSU (40 games)	1978
2.	1,811*	Tennessee (39 games)	1979
3.	1,798*	Ole Miss (40 games)	1979
4.	1,728	Tennessee (39 games)	1998
5.	1,717*	Georgia (37 games)	1981
6.	1,713	Tennessee (37 games)	2011
7.	1,684	Tennessee (39 games)	1997
8.	1,682	Tennessee (38 games)	2003
9.	1,671*	Ole Miss (37 games)	1980
10.	1,652	Auburn (37 games)	1988

### ASSISTS

#### GAME

1.	41	Tennessee vs. Hawaii Pacific	1986
2.	38	LSU vs. UNC Asheville	1999
	38	Auburn vs. Georgia State	1988
4.	37	Vanderbilt vs. Mississippi State	1995
	37	Vanderbilt vs. Oral Roberts	1993
	37*	Mississippi State vs. Memphis	1981
7.	36	Vanderbilt vs. Northern Illinois	1985
	36*	Tennessee vs. East Tennessee State	1980
9.	35	Vanderbilt vs. Portland State	2001
	35	Ole Miss vs. Mississippi State	1985
	35	Georgia vs. Louisville	1984
	35	Tennessee vs. Kansas State	1982
	35	Alabama vs. Vanderbilt	1980

#### SEASON

1.	897*	Ole Miss (40 games)	1979
----	------	---------------------	------

2.	776*	Ole Miss (37 games)	1980
3.	715*	Tennessee (38 games)	1980
4.	709	Vanderbilt (34 games)	2001
5.	678	Georgia (32 games)	1986
6.	676	Vanderbilt (35 games)	1995
	676	Georgia (32 games)	1985
8.	674	Auburn (37 games)	1988
9.	666	Vanderbilt (33 games)	1994
10.	665	Kentucky (32 games)	1982

### STEALS

#### GAME

1.	38	Tennessee vs. Hawaii Pacific	1986
2.	36*	Ole Miss vs. Blue Mountain	1979
3.	34	Georgia vs. Georgia Southern	1996
4.	32	Mississippi State vs. Nicholls State	2008
5.	30	Mississippi State vs. New Orleans	2013
	30	South Carolina vs. S.C. State	1998
	30	Alabama vs. Oral Roberts	1993
8.	29	Arkansas vs. Western Kentucky	2004
9.	28	Ole Miss vs. UALR	2001
	28	South Carolina vs. Coastal Carolina	1999
	28	Mississippi State vs. Belhaven College	1994
	28	Kentucky vs. West Virginia	1993
	28	Florida vs. Radford	1985

#### SEASON

1.	673*	Ole Miss	1979
2.	567	Tennessee	1998
	567*	Tennessee	1979
4.	495	Tennessee	1989
5.	478*	Ole Miss	1980
6.	475	Ole Miss	2007
7.	451	Tennessee	1980
8.	448	Florida	1985
9.	445	Tennessee	2008
10.	443	Georgia	1981

### BLOCKS

#### GAME

1.	19	Kentucky vs. N.C. A&T	2006
2.	18	LSU vs. Nicholls State	1981
	18	Vanderbilt vs. Tennessee State	1992
	18	Alabama vs. LSU	1983
5.	17	Auburn vs. Alabama A&M	2010
	17	Auburn vs. South Alabama	1994
	17	Auburn vs. Lamar	1993
	17	LSU vs. SE Louisiana	1981
9.	16	Vanderbilt vs. Middle Tennessee	1992
	16	Vanderbilt vs. Tennessee State	1987
	16	Georgia vs. Mercer	1987
	16	Georgia vs. Kentucky	1981

#### SEASON

1.	240	South Carolina (34 games)	2014
2.	238	Tennessee (39 games)	1998
3.	232	South Carolina (37 games)	2015
4.	226	Tennessee (35 games)	2010
5.	223	Tennessee (38 games)	2008
6.	220	LSU (36 games)	2005
7.	207	Auburn (29 games)	2006
8.	203	Mississippi State (29 games)	2009
9.	202	Tennessee (37 games)	2007
	202	Tennessee (36 games)	2006

\*Women's basketball was not officially sponsored by the SEC until the 1982-83 season.



**2015-2016**  
**WOMEN'S BASKETBALL**  
**MEDIA GUIDE**

**Honors**



# HONORS

ALABAMA • ARKANSAS • AUBURN • FLORIDA • GEORGIA • KENTUCKY • LSU • OLE MISS

## SEC YEARLY PLAYER AWARDS

### SEC PLAYERS OF THE YEAR

#### COACHES

- 1987 - Katrina McClain, Georgia
- 1988 - Vickie Orr, Auburn
- 1989 - Bridgette Gordon, Tennessee
- 1990 - Carolyn Jones, Auburn
- 1991 - Carolyn Jones, Auburn
- 1992 - Dena Head, Tennessee
- 1993 - Lauretta Freeman, Auburn
- 1994 - Nikki McCray, Tennessee
- 1995 - Nikki McCray, Tennessee
- 1996 - Saudia Roundtree, Georgia
- 1997 - DeLisha Milton, Florida
- 1998 - Chamique Holdsclaw, Tennessee
- 1999 - Chamique Holdsclaw, Tennessee
- 2000 - Kelly Miller, Georgia
- 2001 - Kelly Miller, Georgia
- 2002 - Chantelle Anderson, Vanderbilt
- 2003 - LaToya Thomas, Mississippi State
- 2004 - Shameka Christon, Arkansas
- 2005 - Seimone Augustus, LSU
- 2006 - Seimone Augustus, LSU
- 2007 - Candace Parker, Tennessee
- 2008 - Sylvia Fowles, LSU
- 2009 - DeWanna Bonner, Auburn
- 2010 - Victoria Dunlap, Kentucky
- 2011 - Shekinna Stricklen, Tennessee
- 2012 - A'dia Mathies, Kentucky
- 2013 - A'dia Mathies, Kentucky / Meighan Simmons, Tennessee
- 2014 - Tiffany Mitchell, South Carolina
- 2015 - Tiffany Mitchell, South Carolina

#### ASSOCIATED PRESS

- 1997 - DeLisha Milton, Florida
- 1998 - Chamique Holdsclaw, Tennessee
- 1999 - Chamique Holdsclaw, Tennessee
- 2000 - Kelly Miller, Georgia
- 2001 - Kelly Miller, Georgia
- 2002 - LaToya Thomas, Mississippi State
- 2003 - LaToya Thomas, Mississippi State
- 2004 - Shameka Christon, Arkansas
- 2005 - Seimone Augustus, LSU
- 2006 - Seimone Augustus, LSU
- 2007 - Candace Parker, Tennessee
- 2008 - Sylvia Fowles, LSU
- 2009 - DeWanna Bonner, Auburn
- 2010 - Victoria Dunlap, Kentucky
- 2011 - Victoria Dunlap, Kentucky
- 2012 - A'dia Mathies, Kentucky
- 2013 - A'dia Mathies, Kentucky
- 2014 - Meighan Simmons, Tennessee
- 2015 - Tiffany Mitchell, South Carolina

### SEC DEFENSIVE PLAYER OF THE YEAR

- 2004 - Vanessa Hayden, Florida
- 2005 - Armintie Price, Ole Miss
- 2006 - Sherill Baker, Georgia
- 2007 - Armintie Price, Ole Miss
- 2008 - Sylvia Fowles, LSU
- 2009 - Jennifer Risper, Vanderbilt
- 2010 - Armelie Lumanu, Mississippi State
- 2011 - Victoria Dunlap, Kentucky
- 2012 - Glory Johnson, Tennessee
- 2013 - Ieasia Walker, South Carolina
- 2014 - Martha Alwal, Mississippi State / Jordan Jones, Texas A&M
- 2015 - Jordan Jones, Texas A&M

### SEC FRESHMEN OF THE YEAR

#### COACHES

- 1984 - Katrina McClain, Georgia
- 1985 - Mae Ola Bolton, Auburn
- 1986 - Bridgette Gordon, Tennessee
- 1987 - Kimsey O'Neal, Ole Miss
- 1988 - Wendy Scholtens, Vanderbilt
- 1989 - Dena Head, Tennessee
- 1990 - Donna Harris, Vanderbilt
- 1991 - Clara Jackson, Ole Miss
- 1992 - Niesa Johnson, Alabama
- 1993 - Kristen Mulligan, Auburn
- 1994 - La'Keshia Frett, Georgia
- 1995 - Christy Smith, Arkansas
- 1996 - Chamique Holdsclaw, Tennessee
- 1997 - Karyn Karlin, Arkansas
- 1998 - Tamika Catchings, Tennessee
- 1999 - No Freshman of the Year
- 2000 - LaToya Thomas, Mississippi State
- 2001 - Christi Thomas, Georgia
- 2002 - Kara Braxton, Georgia
- 2003 - Seimone Augustus, LSU
- 2004 - Armintie Price, Ole Miss
- 2005 - Tasha Humphrey, Georgia
- 2006 - Candace Parker, Tennessee
- 2007 - Ashley Houts, Georgia
- 2008 - Angie Bjorklund, Tennessee
- 2009 - C'eira Ricketts, Arkansas / LaSondra Barrett, LSU
- 2010 - A'dia Mathies, Kentucky
- 2011 - Meighan Simmons, Tennessee
- 2012 - Bria Goss, Kentucky
- 2013 - Bashaara Graves, Tennessee
- 2014 - Alaina Coates, South Carolina
- 2015 - A'ja Wilson, South Carolina

#### ASSOCIATED PRESS

- 1997 - Karyn Karlin, Arkansas
- 1998 - Tamika Catchings, Tennessee
- 1999 - DeTrina White, LSU
- 2000 - LaToya Thomas, Mississippi State
- 2001 - Christi Thomas, Georgia
- 2002 - Tan White, Mississippi State
- 2003 - Seimone Augustus, LSU
- 2004 - Armintie Price, Ole Miss
- 2005 - Tasha Humphrey, Georgia
- 2006 - Candace Parker, Tennessee
- 2007 - Ashley Houts, Georgia
- 2008 - Angie Bjorklund, Tennessee
- 2009 - C'eira Ricketts, Arkansas
- 2010 - Kelsey Bone, South Carolina
- 2011 - Meighan Simmons, Tennessee
- 2012 - Bria Goss, Kentucky
- 2013 - Bashaara Graves, Tennessee
- 2014 - Alaina Coates, South Carolina
- 2015 - A'ja Wilson, South Carolina

### SEC 6TH WOMAN OF THE YEAR

- 2004 - Bernice Mosby, Florida
- 2005 - Sylvia Fowles, LSU
- 2006 - Liz Sherwood, Vanderbilt
- 2007 - Christy Marshall, Georgia / Liz Sherwood, Vanderbilt
- 2008 - Allison Hightower, LSU / Jessica Mooney, Vanderbilt
- 2009 - Charity Ford, Arkansas
- 2010 - Alyssia Brewer, Tennessee
- 2011 - Stephanie Holzer, Vanderbilt
- 2012 - Deana Allen, Florida / Keyla Snowden, Kentucky
- 2013 - Sarah Watkins, Arkansas / Morgan Eye, Missouri
- 2014 - Jennifer O'Neill, Kentucky / Alaina Coates, South Carolina
- 2015 - Jennifer O'Neill, Kentucky



## NATIONAL AWARDS

### NATIONAL PLAYERS OF THE YEAR

#### NAISMITH PLAYER OF THE YEAR

1996 - Saudia Roundtree, Georgia  
 1998 - Chamique Holdsclaw, Tennessee  
 1999 - Chamique Holdsclaw, Tennessee  
 2000 - Tamika Catchings, Tennessee  
 2005 - Seimone Augustus, LSU  
 2006 - Seimone Augustus, LSU  
 2008 - Candace Parker, Tennessee



**Katrina McClain**  
Georgia

#### STATE FARM WADE TROPHY

1991 - Daedra Charles, Tennessee  
 1997 - DeLisha Milton, Florida  
 2005 - Seimone Augustus, LSU  
 2006 - Seimone Augustus, LSU  
 2007 - Candace Parker, Tennessee



**Saudia Roundtree**  
Georgia

#### AP PLAYER OF THE YEAR

1998 - Chamique Holdsclaw, Tennessee  
 1999 - Chamique Holdsclaw, Tennessee  
 2000 - Tamika Catchings, Tennessee  
 2005 - Seimone Augustus, LSU  
 2006 - Seimone Augustus, LSU  
 2008 - Candace Parker, Tennessee

#### USBWA PLAYER OF THE YEAR

1996 - Saudia Roundtree, Georgia  
 1998 - Chamique Holdsclaw, Tennessee  
 1999 - Chamique Holdsclaw, Tennessee  
 2000 - Tamika Catchings, Tennessee  
 2005 - Seimone Augustus, LSU  
 2007 - Candace Parker, Tennessee  
 2008 - Candace Parker, Tennessee



**Daedra Charles**  
Tennessee

#### WBCA PLAYER OF THE YEAR

1987 - Katrina McClain, Georgia  
 1996 - Saudia Roundtree, Georgia  
 1998 - Chamique Holdsclaw, Tennessee  
 1999 - Chamique Holdsclaw, Tennessee  
 2000 - Tamika Catchings, Tennessee  
 2005 - Seimone Augustus, LSU  
 2006 - Seimone Augustus, LSU

#### WOODEN PLAYER OF THE YEAR

2005 - Seimone Augustus, LSU  
 2006 - Seimone Augustus, LSU  
 2007 - Candace Parker, Tennessee  
 2008 - Candace Parker, Tennessee



**LSU's Seimone Augustus earned 11 National Player of the Year honors during her collegiate career.**

### NATIONAL AWARDS

#### HONDA-BRODERICK CUP

1998 - Chamique Holdsclaw, Tennessee  
 2008 - Candace Parker, Tennessee

#### HONDA SPORTS AWARD

1987 - Katrina McClain, Georgia  
 1989 - Bridgette Gordon, Tennessee  
 1997 - Chamique Holdsclaw, Tennessee  
 1998 - Chamique Holdsclaw, Tennessee  
 2005 - Seimone Augustus, LSU  
 2006 - Seimone Augustus, LSU  
 2007 - Candace Parker, Tennessee  
 2008 - Candace Parker, Tennessee

#### USBWA FRESHMAN OF THE YEAR

1992 - Niesa Johnson, Alabama  
 1996 - Chamique Holdsclaw, Tennessee  
 1998 - Tamika Catchings, Tennessee  
 2000 - LaToya Thomas, Mississippi State  
 2003 - Seimone Augustus, LSU  
 2005 - Tasha Humphrey, Georgia  
 2009 - Shekinna Stricklen, Tennessee

#### WBCA DEFENSIVE PLAYER OF THE YEAR

2008 - Sylvia Fowles, LSU  
 2009 - Jennifer Risper, Vanderbilt

#### FRANCIS POMEROY NAISMITH AWARD

2003 - Kara Lawson, Tennessee  
 2005 - Tan White, Mississippi State

#### NANCY LIEBERMAN AWARD

2005 - Temeka Johnson, LSU

#### DAWN STALEY AWARD

2015 - Tiffany Mitchell, South Carolina

#### SULLIVAN AWARD

1998 - Chamique Holdsclaw, Tennessee  
 1999 - Coco Miller, Georgia  
 Kelly Miller, Georgia

#### NCAA TEAM OF THE 1980'S

Bridgette Gordon, Tennessee

#### KODAK SILVER ANNIVERSARY TEAM

Teresa Edwards, Georgia  
 Chamique Holdsclaw, Tennessee

#### NAISMITH PLAYER OF THE CENTURY

Chamique Holdsclaw, Tennessee



# HONORS

ALABAMA • ARKANSAS • AUBURN • FLORIDA • GEORGIA • KENTUCKY • LSU • OLE MISS

## YEARLY COACHES AWARDS

### SEC COACHES OF THE YEAR

#### COACHES

1984 - Andy Landers, Georgia  
1985 - Joe Ciampi, Auburn  
1986 - Lois Myers, Alabama  
1987 - Van Chancellor, Ole Miss  
1988 - Joe Ciampi, Auburn  
1989 - Joe Ciampi, Auburn  
1990 - Van Chancellor, Ole Miss  
1991 - Andy Landers, Georgia  
1992 - Van Chancellor, Ole Miss  
1993 - Pat Summitt, Tennessee  
1994 - Carol Ross, Florida  
1995 - Pat Summitt, Tennessee  
1996 - Andy Landers, Georgia  
1997 - Sue Gunter, LSU  
1998 - Pat Summitt, Tennessee  
1999 - Sue Gunter, LSU  
2000 - Sharon Fanning, Mississippi State  
2001 - Pat Summitt, Tennessee  
2002 - Susan Walvius, South Carolina  
2003 - Pat Summitt, Tennessee  
2004 - Pat Summitt, Tennessee  
2005 - Pokey Chatman, LSU  
2006 - Mickie DeMoss, Kentucky  
2007 - Pat Summitt, Tennessee  
2008 - Van Chancellor, LSU  
2009 - Nell Fortner, Auburn  
2010 - Matthew Mitchell, Kentucky  
2011 - Pat Summitt, Tennessee  
2012 - Tom Collen, Arkansas  
2013 - Holly Warlick, Tennessee  
2014 - Dawn Staley, South Carolina  
2015 - Vic Schaefer, Mississippi State  
Dawn Staley, South Carolina

#### ASSOCIATED PRESS

1997 - Sue Gunter, LSU  
1998 - Pat Summitt, Tennessee  
1999 - Sue Gunter, LSU  
2000 - Sharon Fanning, Mississippi State  
2001 - Carol Ross, Florida  
2002 - Susan Walvius, South Carolina  
2003 - Pat Summitt, Tennessee  
2004 - Carol Ross, Ole Miss / Pat Summitt, Tennessee  
2005 - Pokey Chatman, LSU  
2006 - Mickie DeMoss, Kentucky  
2007 - Pat Summitt, Tennessee  
2008 - Van Chancellor, LSU  
2009 - Nell Fortner, Auburn  
2010 - Matthew Mitchell, Kentucky  
2011 - Pat Summitt, Tennessee  
2012 - Matthew Mitchell, Kentucky  
2013 - Holly Warlick, Tennessee  
2014 - Dawn Staley, South Carolina  
2015 - Vic Schaefer, Mississippi State

### NATIONAL COACHES OF THE YEAR

#### AP COACH OF THE YEAR

1998 - Pat Summitt, Tennessee

#### WBCA COACH OF THE YEAR

1983 - Pat Summitt, Tennessee  
1995 - Pat Summitt, Tennessee  
1998 - Pat Summitt, Tennessee  
2005 - Pokey Chatman, LSU

#### NAISMITH COACH OF THE YEAR

1987 - Pat Summitt, Tennessee  
1989 - Pat Summitt, Tennessee  
1994 - Pat Summitt, Tennessee  
1996 - Andy Landers, Georgia  
1998 - Pat Summitt, Tennessee  
2004 - Pat Summitt, Tennessee  
2005 - Pokey Chatman, LSU

#### USBWA COACH OF THE YEAR

1986 - Andy Landers, Georgia  
1987 - Joe Ciampi, Auburn  
1989 - Joe Ciampi, Auburn  
1998 - Pat Summitt, Tennessee  
2000 - Andy Landers, Georgia  
2005 - Pokey Chatman, LSU





## SEC ALL-AMERICANS

### ALABAMA

- 1983 **CASSANDRA COMPTON**  
Third Team - AWSF
- 1992 **LINDA BURGESS**  
Third Team - WBNS
- 1994 **NIESA JOHNSON**  
First Team - Kodak/WBCA/USBWA/BT
- 1995 **NIESA JOHNSON**  
First Team - Kodak/WBCA/USBWA/AP  
Second Team - WBNS
- 1996 **SHALONDA ENIS**  
First Team - Kodak/WBCA/WBNS  
Third Team - AP
- 1997 **SHALONDA ENIS**  
First Team - USBWA  
Second Team - SN  
Third Team - AP
- DOMINIQUE CANTY**  
Third Team - USWBA/WBNS
- 1998 **DOMINIQUE CANTY**  
First Team - USBWA  
Second Team - WBNS/AP/WBJ
- 1999 **DOMINIQUE CANTY**  
First Team - WBCA/USBWA/WBNS/  
WBJ/AP

### ARKANSAS

- 1995 **CHRISTY SMITH**  
Second Team - WBNS
- 1996 **CHRISTY SMITH**  
First Team - WBNS
- 1997 **CHRISTY SMITH**  
Second Team - WBNS
- 1998 **CHRISTY SMITH**  
Second Team - WBNS
- KARYN KARLIN**  
Third Team - WBNS
- 1999 **KARYN KARLIN**  
Second Team - WBNS
- 2004 **SHAMEKA CHRISTON**  
Third Team - AP

### AUBURN

- \*1981 **BECKY JACKSON**  
Third Team - AWSF
- 1983 **BECKY JACKSON**  
Third Team - AWSF
- 1984 **BECKY JACKSON**  
First Team - Kodak
- 1987 **VICKIE ORR**  
First Team - Kodak
- 1988 **VICKIE ORR**  
First Team - Kodak/USBWA
- 1989 **VICKIE ORR**  
First Team - Kodak/USBWA
- 1990 **CAROLYN JONES**  
First Team - Kodak
- 1991 **CAROLYN JONES**  
First Team - Kodak
- 1993 **LAURETTA FREEMAN**  
First Team - Kodak
- 2009 **DEWANNA BONNER**  
First Team - WBCA/USBWA  
Second Team - AP

### FLORIDA

- 1995 **MERLAKIA JONES**  
Third Team - BT/WBNS
- 1997 **DELISHA MILTON**  
First Team - Kodak/AP/BT/WBNS  
Second Team - USBWA
- 1998 **MURRIEL PAGE**  
First Team - Kodak/USBWA/BT/SN/  
WBJ/WBNS  
Second Team - AP
- 2001 **BRANDI MCCAIN**  
First Team - WCH
- 2004 **VANESSA HAYDEN**  
Second Team - AP

### GEORGIA

- \*1980 **BERNADETTE LOCKE**  
First Team - AWSF
- \*1982 **JANET HARRIS**  
First Team - Kodak/AWSF/WBNS/SS
- 1983 **JANET HARRIS**  
First Team - AWSF/WBNS/SS
- LISA O'CONNOR**  
First Team - AWSF
- 1984 **JANET HARRIS**  
First Team - Kodak/AWSF/WBNS/SS
- 1985 **JANET HARRIS**  
First Team - Kodak/AWSF/WBNS/SS
- TERESA EDWARDS**  
First Team - Kodak/AWSF/WBNS/SS
- 1986 **TERESA EDWARDS**  
First Team - Kodak/AWSF/WBNS/SS/  
USBWA
- KATRINA MCCLAIN**  
First Team - Kodak/AWSF/SS
- 1987 **KATRINA MCCLAIN**  
First Team - Kodak/AWSF/WBNS/SS/  
USBWA
- 1995 **LA'KESHIA FRET**  
Second Team - WBNS
- 1996 **SAUDIA ROUNDTREE**  
First Team - Kodak/AP/UPI/WBNS/BA/  
USBWA
- 1997 **LA'KESHIA FRET**  
First Team - USBWA/BA/SN  
Third Team - AP
- KEDRA HOLLAND-CORN**  
First Team - WBNS  
Third Team - AP/WBNS
- 1999 **KELLY MILLER**  
First Team - Kodak/WBNS/WBJ
- COCO MILLER**  
First Team - WBNS
- 2000 **KELLY MILLER**  
First Team - Kodak/AP/WBNS/USBWA/  
WBJ
- 2001 **KELLY MILLER**  
First Team - Kodak/AP/USBWA/WBJ
- COCO MILLER**  
Fourth Team - WBJ
- 2002 **KARA BRAXTON**  
First Team - FCP
- 2005 **TASHA HUMPHREY**  
Third Team - FCP

- 2006 **TASHA HUMPHREY**  
First Team - Kodak/WBNS  
Second Team - FCP  
Third Team - AP
- SHERILL BAKER**  
Second Team - FCP  
Third Team - AP/WBNS
- 2007 **TASHA HUMPHREY**  
Second Team - FCP  
Third Team - AP
- 2010 **ASHLEY HOUTS**  
First Team - SC  
Third Team - FCP

### KENTUCKY

- \*1977 **PAM BROWNING**  
First Team - SS
- \*1981 **VALERIE STILL**  
First Team - SS  
Third Team - Kodak
- \*1982 **VALERIE STILL**  
First Team - Kodak/AWSF/SS/BW
- 1983 **VALERIE STILL**  
First Team - Kodak/SS/BW
- 2010 **VICTORIA DUNLAP**  
First Team - WBCA/USBWA  
Second Team - FCP  
Third Team - AP
- 2011 **VICTORIA DUNLAP**  
Third Team - AP
- 2012 **A'DIA MATHIES**  
First Team - USBWA  
Second Team - FCP/SN  
Third Team - AP
- 2013 **A'DIA MATHIES**  
Second Team - AP/FCP

### LSU

- \*1978 **JULIE GROSS**  
First Team - Kodak
- MAREE JACKSON**  
First Team - BN
- \*1980 **RENE MORAN**  
Third Team - BN
- \*1982 **JOYCE WALKER**  
First Team - BN
- 1983 **JOYCE WALKER**  
First Team - Kodak/BN
- 1984 **JOYCE WALKER**  
First Team - Kodak/BN
- 1991 **POKEY CHATMAN**  
First Team - Kodak/USBWA  
Second Team - BW
- 1995 **CORNELIA GAYDEN**  
Second Team - WBNS  
Third Team - AP
- 2000 **MARIE FERDINAND**  
Third Team - WBJ
- 2001 **MARIE FERDINAND**  
First Team - Kodak  
Second Team - WBJ/AP
- 2003 **SEIMONE AUGUSTUS**  
Second Team - BT  
Third Team - AP



# HONORS

ALABAMA • ARKANSAS • AUBURN • FLORIDA • GEORGIA • KENTUCKY • LSU • OLE MISS

## SEC ALL-AMERICANS

- 2004 **SEIMONE AUGUSTUS**  
First Team - Kodak  
Third Team - AP
- 2005 **SEIMONE AUGUSTUS**  
First Team - Kodak/AP/USBWA/GB/  
FCP
- TEMEKA JOHNSON**  
First Team - USBWA/SC  
Second Team - AP/GB  
Third Team - FCP
- 2006 **SEIMONE AUGUSTUS**  
First Team - Kodak/AP/USBWA/SC/  
WBNS
- SYLVIA FOWLES**  
Second Team - WBNS  
Third Team - AP
- 2007 **SYLVIA FOWLES**  
First Team - Kodak/ESPN/USBWA/FCP  
Second Team - AP/GB
- 2008 **SYLVIA FOWLES**  
First Team - AP/USBWA/Kodak
- 2010 **ALLISON HIGHTOWER**  
Second Team - SC  
Third Team - FCP

### OLE MISS

- 1986 **JENNIFER GILLOM**  
First Team - Kodak
- 1996 **YOLANDA MOORE**  
Third Team - WBNS
- 2007 **ARMINTIE PRICE**  
First Team - Kodak/ESPN/GB/FCP  
Third Team - AP
- 2010 **BIANCA THOMAS**  
Second Team - SC

### MISSISSIPPI STATE

- 2000 **LATOYA THOMAS**  
First Team - Kodak  
Fourth Team - WBJ
- 2001 **LATOYA THOMAS**  
First Team - Kodak/WBJ  
Second Team - AP/GB
- 2002 **LATOYA THOMAS**  
First Team - Kodak/AP/BT/USBWA/  
WCH
- Second Team - GB
- 2003 **LATOYA THOMAS**  
First Team - Kodak/AP/USBWA/WCH/  
SC
- 2005 **TAN WHITE**  
First Team - Kodak  
Second Team - AP/FCP/SC

### SOUTH CAROLINA

- 1992 **MARSHA WILLIAMS**  
Second Team - WBNS
- 1993 **MARSHA WILLIAMS**  
Second Team - WBNS
- 1996 **SHANNON JOHNSON**  
Second Team - WBNS  
Third Team - AP
- 2003 **JOCELYN PENN**  
First Team - USBWA/SC  
Second Team - AP

- 2014 **TIFFANY MITCHELL**  
First Team - WBCA/FCP  
Third Team - AP
- 2015 **TIFFANY MITCHELL**  
First Team - AP/USBWA/WBCA/ESPN
- A'JA WILSON**  
Third Team - AP

### TENNESSEE

- \*1977 **PATRICIA ROBERTS**  
First Team - Kodak
- \*1978 **CINDY BRODGON**  
First Team - Kodak
- \*1979 **CINDY BRODGON**  
First Team - Kodak
- \*1980 **JILL RANKIN**  
First Team - Kodak
- HOLLY WARLICK**  
First Team - Kodak
- \*1981 **CINDY NOBLE**  
First Team - Kodak
- \*1982 **MARY OSTROWSKI**  
First Team - Kodak
- 1983 **TANYA HAAVE**  
First Team - Kodak
- 1985 **SHELIA COLLINS**  
First Team - Kodak
- 1988 **BRIDGETTE GORDON**  
First Team - Kodak
- 1989 **BRIDGETTE GORDON**  
First Team - Kodak
- 1990 **DAEDRA CHARLES**  
First Team - Kodak
- 1991 **DAEDRA CHARLES**  
First Team - Kodak
- 1992 **DENA HEAD**  
First Team - Kodak
- 1993 **LISA HARRISON**  
First Team - Kodak
- 1994 **NIKKI MCCRAY**  
First Team - Kodak/BT/USBWA
- DANA JOHNSON**  
Second Team - BT
- 1995 **NIKKI MCCRAY**  
First Team - Kodak/AP/USBWA/WBNS
- DANA JOHNSON**  
First Team - USBWA/WBNS  
Third Team - AP
- 1996 **CHAMIQUE HOLDSCLAW**  
First Team - Kodak/USBWA  
Third Team - AP/UPI
- 1997 **CHAMIQUE HOLDSCLAW**  
First Team - Kodak/AP/USBWA/WBNS
- 1998 **TAMIKA CATCHINGS**  
First Team - Kodak/WBNS  
Second Team - AP  
Third Team - WBJ
- CHAMIQUE HOLDSCLAW**  
First Team - Kodak/AP/SN/USBWA/  
WBJ/WBNS
- 1999 **TAMIKA CATCHINGS**  
First Team - Kodak/AP/SN
- CHAMIQUE HOLDSCLAW**  
First Team - Kodak/AP/SN

- SEMEKA RANDALL**  
First Team - Kodak  
Second Team - AP/SN
- 2000 **TAMIKA CATCHINGS**  
First Team - Kodak/AP/SN/USBWA/  
WBJ
- SEMEKA RANDALL**  
First Team - Kodak  
Second Team - AP  
Fourth Team - WBJ
- 2001 **TAMIKA CATCHINGS**  
First Team - Kodak  
Second Team - AP  
Third Team - WBJ
- GWEN JACKSON**  
Fifth Team - WBJ
- 2002 **KARA LAWSON**  
First Team - USBWA  
Second Team - GB  
Third Team - AP/WCH
- 2003 **KARA LAWSON**  
First Team - Kodak/USBWA/SC  
Second Team - AP/WCH
- GWEN JACKSON**  
Second Team - SC
- 2004 **SHYRA ELY**  
First Team - Kodak  
Second Team - USBWA  
Third Team - AP
- 2005 **SHYRA ELY**  
Second Team - SC
- 2006 **CANDACE PARKER**  
First Team - Kodak/USBWA/WBNS  
Second Team - AP
- 2007 **CANDACE PARKER**  
First Team - AP/ESPN/Kodak/USBWA/  
GB
- 2008 **CANDACE PARKER**  
First Team - AP/USBWA/Kodak
- 2010 **SHEKINNA STRICKLEN**  
Third Team - FCP
- 2011 **SHEKINNA STRICKLEN**  
First Team - USBWA/WBCA  
Third Team - AP/FCP
- 2012 **GLORY JOHNSON**  
First Team - WBCA
- SHEKINNA STRICKLEN**  
Third Team - AP/FCP
- 2013 **MEIGHAN SIMMONS**  
Third Team - AP/FCP
- 2014 **MEIGHAN SIMMONS**  
Second Team - FCP
- ISABELLE HARRISON**  
Third Team - FCP
- 2015 **ISABELLE HARRISON**  
Third Team - FCP

### TEXAS A&M

- 2013 **KELSEY BONE**  
First Team - USBWA  
Third Team - AP/FCP

### VANDERBILT

- 1983 **JACKIE COWAN**  
First Team - AWSF
- 1986 **JACKIE COWAN**



## SEC ALL-AMERICANS

- 1987 **KAREN BOOKER**  
First Team - AWSF  
Third Team - WBNS
- 1989 **WENDY SCHOLTENS**  
First Team - AWSF
- 1990 **WENDY SCHOLTENS**  
First Team - Kodak
- 1991 **WENDY SCHOLTENS**  
Third Team - BW
- 1993 **HEIDI GILLINGHAM**  
First Team - Kodak/USBWA  
Second Team - BT/WNBS
- 1994 **HEIDI GILLINGHAM**  
Third Team - BT
- 1995 **SHERI SAM**  
First Team - WBNS
- 1996 **SHERI SAM**  
First Team - Kodak/USBWA/WBNS  
Second Team - UPI  
Third Team - AP
- 2001 **CHANTELLE ANDERSON**  
First Team - GB  
Second Team - AP/WBJ
- 2002 **CHANTELLE ANDERSON**  
First Team - Kodak/AP/GB/USBWA/  
WCH  
Second Team - BT
- ZUZI KLIMESOVA**  
Third Team - WCH
- ASHLEY MCELHINEY**  
Third Team - BT
- 2003 **CHANTELLE ANDERSON**  
First Team - Kodak/USBWA/SC  
Second Team - AP/WCH
- ASHLEY MCELHINEY**  
First Team - SC
- 2005 **ASHLEY EARLEY**  
Second Team - FCP

\*SEC did not officially recognize women's basketball until the 1982-83 season. AMSF - American Women's Sports Federation; WBCA - Women's Basketball Coaches Association; USBWA - US Basketball Writers Association; BT - Basketball Times; AP - Associated Press; WBNS - Women's Basketball News Service; SN - The Sporting News; WBJ - Women's Basketball Journal; WCH - Womenscollegehoops.com; SS - Street & Smith's; UPI - United Press International; BA - Basketball America; FCP - Full Court Press; BW - Basketball Weekly; GB - Gballmag.com; SC - Senior Class

## SEC FRESHMEN ALL-AMERICANS

- ALABAMA**
- 1992 **Niesa Johnson**  
BT/USBWA/WBNS
- 1996 **Dominique Canty**  
WBNS
- ARKANSAS**
- 1995 **Christy Smith**  
WBNS
- 1996 **Shaka Massey**  
WBNS
- 2007 **Donica Cosby**  
GB
- AUBURN**
- 1997 **Tiffany Krantz**  
WBNS
- 2000 **LeCoe Willingham**  
WBJ
- 2008 **Alli Smalley**  
GB
- FLORIDA**
- 1999 **Brandi McCain**  
WBJ/WBNS
- 2003 **Bernice Mosby**  
WCH
- GEORGIA**
- \*1981 **Debora Mitchell**  
AWSF
- \*1982 **Janet Harris**  
WBNS/AWSF
- 1983 **Lisa O'Connor**  
WBNS/AWSF
- Teresa Edwards**  
WBNS/AWSF
- 1984 **Katrina McClain**  
WBNS/AWSF
- 1988 **Tammye Jenkins**  
WBNS/AWSF
- 1994 **La'Keshia Frett**  
BT
- 1998 **Coco Miller**  
WBJ/WBNS
- Kelly Miller**  
WBJ/WBNS
- 2001 **Christi Thomas**  
WBJ/WCH
- 2002 **Kara Braxton**  
BT/WCH
- 2003 **Alexis Hendrick**  
WCH
- 2004 **Janese Hardrick**  
GB
- 2005 **Tasha Humphrey**  
GB
- 2007 **Ashley Houts**  
GB
- 2010 **Jasmine James**  
GB
- KENTUCKY**
- \*1980 **Valerie Still**
- 2010 **A'dia Mathies**  
FCP
- 2012 **Bria Goss**  
FCP
- LSU**
- \*1981 **Rhonda Hawthorne**  
BT
- 1984 **Alisha Jones**  
BN
- 1999 **DeTrina White**  
WBNS/WBJ
- 2001 **Roneeka Hodges**  
WCH
- 2003 **Seimone Augustus**  
USBWA/WBJ/WCH

- 2005 **Sylvia Fowles**  
GB
- 2013 **Danielle Ballard**  
FCP
- OLE MISS**
- 2004 **Armintie Price**  
GB
- MISSISSIPPI STATE**
- 1999 **Jennifer Fambrough**  
WBJ
- 2000 **LaToya Thomas**  
WBJ
- 2002 **Tan White**  
BT/WCH
- 2007 **Alexis Rack**  
GB
- SOUTH CAROLINA**
- 1992 **Christi Timmons**  
WBNS
- 2010 **Kelsey Bone**  
FCP
- 2014 **Alaina Coates**  
FCP
- 2015 **A'ja Wilson**  
FCP
- TENNESSEE**
- 1995 **Tiffani Johnson**  
WBNS
- 1996 **Chamique Holdsclaw**  
WBNS
- 1998 **Tamika Catchings**  
WBNS/WBJ
- Semeka Randall**  
WBNS/WBJ
- 2000 **Kara Lawson**  
WBJ
- 2001 **Ashley Robinson**  
WBJ/WCH
- 2002 **Shyra Ely**  
WCH
- 2003 **Shanna Zolman**  
WCH
- 2005 **Alexis Hornbuckle**  
GB
- 2006 **Candace Parker**  
WBNS
- 2008 **Angie Bjorklund**  
GB
- 2011 **Meighan Simmons**  
FCP
- 2012 **Ariel Massengale**  
FCP
- 2013 **Bashaara Graves**  
FCP
- TEXAS A&M**
- 2013 **Courtney Walker**  
FCP
- VANDERBILT**
- \*1982 **Barbara Brackman**  
WBNS
- Harriet Brumfield**  
WBNS
- 1983 **Jackie Cowan**  
WBNS
- Donna Atkins**  
WBNS
- 1988 **Wendy Scholtens**  
WBNS
- 1995 **Na'Shemma Hilmon**  
WBNS
- 1998 **Ashley Smith**  
WBNS
- 2004 **Carla Thomas**  
BT



# HONORS

ALABAMA • ARKANSAS • AUBURN • FLORIDA • GEORGIA • KENTUCKY • LSU • OLE MISS

## ACADEMIC / SERVICE AWARDS

### COSIDA ACADEMIC ALL-AMERICA

#### FIRST TEAM

- \*1980 - Jill Rankin, Tennessee
- 1984 - Tanya Haave, Tennessee
- 1997 - Michelle Palmisano, Vanderbilt
- 2003 - Kara Lawson, Tennessee
- 2006 - Shanna Zolman, Tennessee
- 2010 - Angie Bjorklund, Tennessee
- 2012 - Glory Johnson, Tennessee

#### SECOND TEAM

- \*1980 - Bernadette Locke, Georgia
- 1991 - Amber Nicholas, Arkansas
- 1996 - Michelle Palmisano, Vanderbilt
- 2000 - Kelly Miller, Georgia
- 2001 - Kelly Miller, Georgia
- 2002 - Zuzi Klimesova, Vanderbilt
- 2007 - Candace Parker, Tennessee
- 2011 - Angie Bjorklund, Tennessee
- 2015 - Cierra Burdick, Tennessee

#### THIRD TEAM

- \*1981 - Anne Cale, Alabama
- 1983 - Lea Henry, Tennessee  
Tanya Haave, Tennessee
- 1985 - Madeline Doucet, LSU
- 1989 - Martha Parker, South Carolina
- 1990 - Amber Nicholas, Arkansas
- 1994 - Julie Powell, Vanderbilt
- 1995 - Michelle Palmisano, Vanderbilt
- 2001 - Coco Miller, Georgia  
Zuzi Klimesova, Vanderbilt
- 2006 - Kristin Peoples, Arkansas
- 2009 - Christina Wirth, Vanderbilt

#### HONORABLE MENTION

- 1984 - Beth Bryant, Auburn  
Madeline Doucet, LSU

### NCAA POSTGRADUATE SCHOLARSHIP RECIPIENTS

- 1983 - Lea Henry, Tennessee
- 1984 - Tanya Haave, Tennessee
- 1985 - Madeline Doucet, LSU
- 1994 - Julie Powell, Vanderbilt
- 1995 - Rhonda Blades, Vanderbilt
- 1997 - Michelle Palmisano, Vanderbilt
- 2001 - Kelly Miller, Georgia
- 2006 - Sarah Lowe, Florida
- 2008 - Rebecca Rowsey, Georgia
- 2009 - Christina Wirth, Vanderbilt

### WBCA GOOD WORKS TEAM

- 2013 - Blanche Alverson, Auburn
- 2014 - Kastine Evans, Kentucky
- 2015 - Bria Goss, Kentucky

### BOYD MCWHORTER SCHOLAR-ATHLETE FINALIST

- 1998 - Stacie Farris, Mississippi State
- 2000 - Tiffany Wait, Kentucky
- 2001 - Candice Storey, Vanderbilt
- 2004 - Tywana Inmon, Ole Miss

- 2006 - Erica Grimaldi, Vanderbilt
- 2007 - Sarah Pfeifer, Arkansas
- 2008 - Nicky Anosike, Tennessee
- 2009 - Christina Wirth, Vanderbilt
- 2012 - Glory Johnson, Tennessee
- 2013 - Blanche Alverson, Auburn  
Gabby Smith, Vanderbilt
- 2014 - Cristina Sanchez-Quintanar, Texas A&M
- 2015 - Cierra Burdick, Tennessee

### BOYD MCWHORTER SCHOLAR-ATHLETE OF THE YEAR

- 1994 - Tammy Nelon, Mississippi State
- 1996 - Michelle Palmisano, Vanderbilt
- 2006 - Sarah Lowe, Florida

### SEC WOMEN'S BASKETBALL SCHOLAR ATHLETE OF THE YEAR

- 2004 - Hillary Hager, Vanderbilt
- 2005 - Sarah Pfeifer, Arkansas
- 2006 - Sarah Lowe, Florida
- 2007 - Sarah Pfeifer, Arkansas
- 2008 - Chelsea Chowning, Kentucky
- 2009 - Christina Wirth, Vanderbilt
- 2010 - Angie Bjorklund, Tennessee
- 2011 - Mary Kathryn Govero, Mississippi State
- 2012 - Blanche Alverson, Auburn
- 2013 - Blanche Alverson, Auburn
- 2014 - Lianna Doty, Missouri
- 2015 - Aleighsa Welch, South Carolina

### BRAD DAVIS COMMUNITY SERVICE AWARD

- 2002 - Lindsey DeLoach, Florida
- 2003 - Kara Lawson, Tennessee
- 2009 - Brionna Dickerson, South Carolina

\*SEC did not officially recognize women's basketball until the 1982-83 season.



## SEC COMMUNITY SERVICE TEAMS

### 1999

Joni Crenshaw, Alabama  
 Carrie Satterfield, Arkansas  
 Tasha Hamilton, Auburn  
 Kelly Freeman, Florida  
 Pam Irwin-Osbolt, Georgia  
 Tiffany Wait, Kentucky  
 Katrina Hibbert, LSU  
 Jennie Gadd, Ole Miss  
 Elizabeth Wamsley, Mississippi State  
 Lisa Williams, South Carolina  
 Kellie Jolly, Tennessee  
 Candice Storey, Vanderbilt

### 2000

Joni Crenshaw, Alabama  
 Karyn Karlin, Arkansas  
 Kris Bernath, Auburn  
 Candace Cunningham, Florida  
 Kiesha Brown, Georgia  
 Laura Meadows, Kentucky  
 Allison Weiner, LSU  
 Tanya Bolden, Ole Miss  
 Meadow Overstreet, Mississippi State  
 Casie Key, South Carolina  
 Tamika Catchings, Tennessee  
 Chavonne Hammond, Vanderbilt

### 2001

Joni Crenshaw, Alabama  
 Joy Oakley, Arkansas  
 Carol Smith, Auburn  
 Monique Cardenas, Florida  
 Kiesha Brown, Georgia  
 LaTonya McDole, Kentucky  
 Allison Weiner, LSU  
 Becky Myatt, Ole Miss  
 Meadow Overstreet, Mississippi State  
 Shannon Segres, South Carolina  
 Kara Lawson, Tennessee  
 Candice Storey, Vanderbilt

### 2002

Beth Vice, Alabama  
 India Lewis, Arkansas  
 LaKeisha Johnson, Auburn  
 Monique Cardenas, Florida  
 Mary Beth Lycett, Georgia  
 Selia "SeSe" Helm, Kentucky  
 Kisha James, LSU  
 TaShondrea Moton, Ole Miss  
 Meagan O'Nan, Mississippi State  
 Shannon Segres, South Carolina  
 April McDivitt, Tennessee  
 Zuzi Klimesova, Vanderbilt

### 2003

Beth Vice, Alabama  
 Shameka Christon, Arkansas  
 LaKeisha Johnson, Auburn  
 Kelly Stevenson, Florida

Christi Thomas, Georgia  
 SeSe Helm, Kentucky  
 Kisha James, LSU  
 Leah Henley, Ole Miss  
 Rebecca Kates, Mississippi State  
 Kelly Morrone, South Carolina  
 Kara Lawson, Tennessee  
 Venessa Ferragamo, Vanderbilt

### 2004

Katie Sipe, Alabama  
 Rochelle Vaughn, Arkansas  
 Nancy Derrick, Auburn  
 Sarah Lowe, Florida  
 Christi Thomas, Georgia  
 Shambriica Jones, Kentucky  
 Temeka Johnson, LSU  
 Tywana Inman, Ole Miss  
 Rebecca Kates, Mississippi State  
 Lauren Simms, South Carolina  
 Tasha Butts, Tennessee  
 Hillary Hagar, Vanderbilt

### 2005

Marverly Nettles, Alabama  
 Sarah Pfeifer, Arkansas  
 Marita Payne, Auburn  
 Sarah Lowe, Florida  
 Katie Frye, Georgia  
 Afton Perry, Kentucky  
 Seimone Augustus, LSU  
 Elizabeth Cansdale, Ole Miss  
 Rebecca Kates, Mississippi State  
 Lauren Simms, South Carolina  
 Tye'sha Fluker, Tennessee  
 Ashley Earley, Vanderbilt

### 2006

Marverly Nettles, Alabama  
 Rochelle Vaughn, Arkansas  
 Marita Payne, Auburn  
 Sarah Lowe, Florida  
 Rebecca Rowsey, Georgia  
 Stephanie Stumbo, Kentucky  
 Seimone Augustus, LSU  
 Ashley Johnson, Ole Miss  
 Bethany Workman, Mississippi State  
 Shannel Harris, South Carolina  
 Shanna Zolman, Tennessee  
 Erica Grimaldi, Vanderbilt

### 2007

Leah Drury, Alabama  
 Sarah Pfeifer, Arkansas  
 Juanitta Wallace, Auburn  
 Kim Critton, Florida  
 Rebecca Rowsey, Georgia  
 Eleia Roddy, Kentucky  
 Katie Antony, LSU  
 Jada Mincy, Ole Miss  
 Bethany Workman, Mississippi State  
 Brionna Dickerson, South Carolina

Sidney Spencer, Tennessee  
 Dee Davis, Vanderbilt

### 2008

Camilla Blands, Alabama  
 Sarah Pfeifer, Arkansas  
 Juanitta Wallace, Auburn  
 Depree Bowden, Florida  
 Rebecca Rowsey, Georgia  
 Samantha Mahoney, Kentucky  
 Sylvia Fowles, LSU  
 Ole Miss Team  
 Lauren Roberts, Mississippi State  
 Brionna Dickerson, South Carolina  
 Nicky Anosike, Tennessee  
 Jennifer Risper, Vanderbilt

### 2009

Tierney Jenkins, Alabama  
 Charity Ford, Arkansas  
 DeWanna Bonner, Auburn  
 Sha Brooks, Florida  
 Angel Robinson, Georgia  
 SCarly Ormerod, Kentucky  
 Kristen Morris, LSU  
 Shawn Goff, Ole Miss  
 Robin Porter, Mississippi State  
 Demetress Adams, South Carolina  
 Alex Fuller, Tennessee  
 Christina Wirth, Vanderbilt

### 2010

Alyson Butler, Alabama  
 Ashlea Williams, Arkansas  
 Reneisha Hobbs, Auburn  
 Ashley Houts, Georgia  
 Carly Morrow, Kentucky  
 Allison Hightower, LSU  
 Alliesha Easley, Ole Miss  
 Bethany Washington, Mississippi State  
 Jewel May, South Carolina  
 Glory Johnson, Tennessee  
 Jessica Mooney, Vanderbilt

### 2011

Ericka Russell, Alabama  
 Ashley Daniels, Arkansas  
 Blanche Alverson, Auburn  
 Kayla Lewis, Florida  
 Meredith Mitchell, Georgia  
 Victoria Dunlap, Kentucky  
 Katherin Graham, LSU  
 Kayla Melson, Ole Miss  
 Mary Kathryn Gover, Mississippi State  
 Jewel May, South Carolina  
 Angie Bjorklund, Tennessee  
 Rebecca Silinski, Vanderbilt

### 2012

Ericka Russell, Alabama  
 Julie Inman, Arkansas



# HONORS

ALABAMA • ARKANSAS • AUBURN • FLORIDA • GEORGIA • KENTUCKY • LSU • OLE MISS

## SEC COMMUNITY SERVICE TEAMS

Blanche Alverson, Auburn  
Kayla Lewis, Florida  
Jasmine James, Georgia  
Keyla Snowden, Kentucky  
LaSondra Barrett, LSU  
Nikki Byrd, Ole Miss  
Brittany Young, Mississippi State  
Courtney Newton, South Carolina  
Glory Johnson, Tennessee  
Tiffany Clarke, Vanderbilt

### 2013

Meghan Perkins, Alabama  
Erin Gatling, Arkansas  
Blanche Alverson, Auburn  
Jaterra Bonds, Florida  
Jasmine James, Georgia  
Kastine Evans, Kentucky  
Jeanne Kenney, LSU  
Maggie McFerrin, Ole Miss  
Candace Foster, Mississippi State  
Liz Smith, Missouri  
leasia Walker, South Carolina  
Taber Spani, Tennessee  
Kristi Bellock, Texas A&M  
Gabby Smith, Vanderbilt

### 2014

Nikki Hegstetter, Alabama  
Joey Bailey, Arkansas  
Tyrese Tanner, Auburn  
Jaterra Bonds, Florida  
Marjorie Butler, Georgia  
Kastine Evans, Kentucky  
Shanece McKinney, LSU  
Gracie Frizzell, Ole Miss  
Candace Foster, Mississippi State  
Lianna Doty, Missouri  
Elem Ibiam, South Carolina  
Cierra Burdick, Tennessee  
Jordan Jones, Texas A&M  
Jasmine Lister, Vanderbilt

### 2015

Nikki Hegstetter, Alabama  
Joey Bailey, Arkansas  
Tra'Cee Tanner, Auburn  
Brooke Copeland, Florida  
Erika Ford, Georgia  
Bria Goss, Kentucky  
Ann Jones, LSU  
Gracie Frizzell, Ole Miss  
Savannah Carter, Mississippi State  
Morgan Eye, Missouri  
Elem Ibiam, South Carolina  
Cierra Burdick, Tennessee  
Tori Scott, Texas A&M  
Kendall Shaw, Vanderbilt



*Kentucky's Bria Goss was named to the SEC Community Service Team and the AllState WBCA Good Works Team in 2015*



## ALL-SEC TEAMS

### 1982

Terri Hillard, Alabama  
 Becky Jackson, Auburn  
 Janet Harris, Georgia  
 Wanda Holloway, Georgia  
 Tammy Jackson, Florida  
 Valerie Still, Kentucky  
 Lea Wise, Kentucky  
 Joyce Walker, LSU  
 Eugenia Conner, Ole Miss  
 Mary Ostrowski, Tennessee  
 Paula Towns, Tennessee  
 Harriet Brumfield, Vanderbilt

### 1983

Cassandra Crumpton, Alabama  
 Becky Jackson, Auburn  
 Lori Monroe, Auburn  
 Tammy Jackson, Florida  
 Janet Harris, Georgia  
 Patty Jo Hedges, Kentucky  
 Valerie Still, Kentucky  
 Joyce Walker, LSU  
 Eugenia Conner, Ole Miss  
 Tonette Allen, Mississippi State  
 Tanya Haave, Tennessee  
 Lea Henry, Tennessee  
 Harriet Brumfield, Vanderbilt

### 1984

Carol Smith, Auburn  
 Becky Jackson, Auburn  
 Tammy Jackson, Florida  
 Teresa Edwards, Georgia  
 Janet Harris, Georgia  
 Leslie Nichols, Kentucky  
 Madeline Doucet, LSU  
 Joyce Walker, LSU  
 Eugenia Conner, Ole Miss  
 Jennifer Gillom, Ole Miss  
 Tanya Haave, Tennessee  
 Mary Ostrowski, Tennessee

### 1985

Carol Smith, Alabama  
 Brenda Hill, Auburn  
 Teresa Edwards, Georgia  
 Janet Harris, Georgia  
 Alisha Jones, LSU  
 Leslie Nichols, Kentucky  
 Eugenia Conner, Ole Miss  
 Jennifer Gillom, Ole Miss  
 Shelia Collins, Tennessee  
 Harriet Brumfield, Vanderbilt

### 1986

Carol Smith, Alabama  
 Mae Ola Bolton, Auburn  
 Vickie Orr, Auburn  
 Teresa Edwards, Georgia  
 Katrina McClain, Georgia  
 Leslie Nichols, Kentucky  
 Alisha Jones, LSU

Jennifer Gillom, Ole Miss  
 Bridgette Gordon, Tennessee  
 Jackie Cowan, Vanderbilt

### 1987

Mae Ola Bolton, Auburn  
 Vickie Orr, Auburn  
 Katrina McClain, Georgia  
 Sandy Harding, Kentucky  
 Lesa Thornton, LSU  
 Alisha Scott, Ole Miss  
 Kunshinge Sorrell, Mississippi State  
 Sheila Frost, Tennessee  
 Bridgette Gordon, Tennessee  
 Karen Booker, Vanderbilt

### 1988

#### FIRST TEAM

Tracey Rutledge, Alabama  
 Mae Ola Bolton, Auburn  
 Vickie Orr, Auburn  
 Sharon Stewart, Auburn  
 Belitta Croley, Kentucky  
 Kim Bullard, Ole Miss  
 Kimsey O'Neal, Ole Miss  
 Kunshinge Sorrell, Mississippi State  
 Sheila Frost, Tennessee  
 Bridgette Gordon, Tennessee

#### SECOND TEAM

Tammy Jenkins, Georgia  
 Sherelle Warren, Georgia  
 Karen Linder, LSU  
 Patricia Woods, LSU  
 Jodie Whitaker, Kentucky  
 Cynthia Autry, Ole Miss  
 Tonya Edwards, Tennessee  
 Dawn Marsh, Tennessee  
 Deborah Denton, Vanderbilt  
 Carolyn Peck, Vanderbilt

### 1989

#### FIRST TEAM

Carolyn Jones, Auburn  
 Vickie Orr, Auburn  
 Tammy Jenkins, Georgia  
 Pokey Chatman, LSU  
 Patricia Woods, LSU  
 Cynthia Autry, Ole Miss  
 Kimsey O'Neal, Ole Miss  
 Sheila Frost, Tennessee  
 Bridgette Gordon, Tennessee  
 Wendy Scholtens, Vanderbilt

#### SECOND TEAM

Laura Heard, Alabama  
 Ruthie Bolton, Auburn  
 Rhvonja Smith, Florida  
 Carla Green, Georgia  
 Adrienne Shuler, Georgia  
 Jodie Whitaker, Kentucky  
 Sophie Ratliff, Mississippi State  
 Phyllis Stafford, Mississippi State  
 Melissa McCray, Tennessee  
 Deborah Denton, Vanderbilt

### 1990

#### FIRST TEAM

Carolyn Jones, Auburn  
 Stacey Ford, Georgia  
 Lady Hardmon, Georgia  
 Tammy Jenkins, Georgia  
 Vanessa Foster-Sutton, Kentucky  
 Pokey Chatman, LSU  
 Jackie Martin, Ole Miss  
 Daedra Charles, Tennessee  
 Tonya Edwards, Tennessee  
 Wendy Scholtens, Vanderbilt

#### SECOND TEAM

Laura Vaughn, Alabama  
 Camille Ratledge, Florida  
 Rhvonja Smith, Florida  
 Sophia Witherspoon, Florida  
 Tracye Davis, Kentucky  
 Sheila Johnson, LSU  
 Michelle Hartzog, Ole Miss  
 Kimsey O'Neal, Ole Miss  
 Sophie Ratliff, Mississippi State  
 Dena Head, Tennessee

### 1991

#### FIRST TEAM

Linda Burgess, Alabama  
 C.C. Hayden, Auburn

Carolyn Jones, Auburn  
 Sophia Witherspoon, Florida  
 Stacey Ford, Georgia  
 Camille Lowe, Georgia  
 Pokey Chatman, LSU  
 Sheila Johnson, LSU  
 Daedra Charles, Tennessee  
 Dena Head, Tennessee  
 Wendy Scholtens, Vanderbilt

#### HONORABLE MENTION

Lady Hardmon, Georgia  
 Stacy McIntyre, Kentucky  
 Clara Jackson, Ole Miss  
 Charlotte Banks, Ole Miss  
 Donna Harris, Vanderbilt

### 1992

#### FIRST TEAM

Linda Burgess, Alabama  
 C.C. Hayden, Auburn  
 Lady Hardmon, Georgia  
 Barbara Henderson, LSU  
 Charlotte Banks, Ole Miss  
 Jackie Martin, Ole Miss  
 Marsha Williams, South Carolina  
 Peggy Evans, Tennessee  
 Dena Head, Tennessee  
 Heidi Gillingham, Vanderbilt



**Auburn player Carolyn Jones was named first team All-SEC in 1989, 1990 and 1991.**



# HONORS

ALABAMA • ARKANSAS • AUBURN • FLORIDA • GEORGIA • KENTUCKY • LSU • OLE MISS

## ALL-SEC TEAMS

### HONORABLE MENTION

Niesa Johnson, Alabama  
Stacy McIntyre, Kentucky  
Clara Jackson, Ole Miss  
Lisa Scott, Mississippi State  
Donna Harris, Vanderbilt

### 1993

#### FIRST TEAM

Niesa Johnson, Alabama  
Lauretta Freeman, Auburn  
Merlakia Jones, Florida  
Jocelyn Mills, Kentucky  
Cornelia Gayden, LSU  
Clara Jackson, Ole Miss  
Lisa Harrison, Tennessee  
Tiffany Woosley, Tennessee  
Heidi Gillingham, Vanderbilt  
Shelley Jarrard, Vanderbilt

#### SECOND TEAM

Yolanda Watkins, Alabama  
Danielette Coleman, Auburn  
Latonya McGhee, Florida  
Camille Lowe, Georgia  
Stacey Reed, Kentucky  
Charetta Robinson, Mississippi State  
Marsha Williams, South Carolina  
Peggy Evans, Tennessee  
Nikki McCray, Tennessee  
Julie Powell, Vanderbilt

### 1994

#### FIRST TEAM

Niesa Johnson, Alabama  
Yolanda Watkins, Alabama  
Merlakia Jones, Florida  
Stacey Reed, Kentucky  
Cornelia Gayden, LSU  
Clara Jackson, Ole Miss  
Shannon Johnson, South Carolina  
Dana Johnson, Tennessee  
Nikki McCray, Tennessee  
Heidi Gillingham, Vanderbilt

#### SECOND TEAM

Betsy Harris, Alabama  
Danielette Coleman, Auburn  
La'Keshia Frett, Georgia  
Deborah Reese, Georgia  
Tedra Eberhart, Kentucky  
Yolanda Moore, Ole Miss  
Tiffany Booker, Mississippi State  
Tiffany Woosley, Tennessee  
Rhonda Blades, Vanderbilt  
Julie Powell, Vanderbilt

### 1995

#### FIRST TEAM

Niesa Johnson, Alabama  
Merlakia Jones, Florida  
La'Keshia Freet, Georgia  
Cornelia Gayden, LSU  
Yolanda Moore, Ole Miss  
Shannon Johnson, South Carolina

Michelle Marciniak, Tennessee  
Nikki McCray, Tennessee  
Dana Johnson, Tennessee  
Sheri Sam, Vanderbilt

#### SECOND TEAM

Yolanda Watkins, Alabama  
Stephanie Bloomer, Arkansas  
Christy Smith, Arkansas  
Kim Wilson, Arkansas  
Monique Morehouse, Auburn  
Kristen Mulligan, Auburn  
Takilya Davis, Florida  
DeLisha Milton, Florida  
Tracy Henderson, Georgia  
Stacey Reed, Kentucky  
Regan Seybert, Ole Miss  
LaCharlotte Smith, Mississippi State  
Angela Gorsica, Vanderbilt

### 1996

#### FIRST TEAM

Shalonda Enis, Alabama  
Monique Morehouse, Auburn  
DeLisha Milton, Florida  
Saudia Roundtree, Georgia  
LaiKeshia Frett, Georgia  
Elaine Powell, LSU  
Yolanda Moore, Ole Miss  
Shannon Johnson, South Carolina  
Chamique Holdsclaw, Tennessee  
Sheri Sam, Vanderbilt

#### SECOND TEAM

Kimberly Wilson, Arkansas  
Laticia Morris, Auburn  
Murriel Page, Florida  
Tracy Henderson, Georgia  
Kim Denkins, Kentucky  
Pietra Gay, LSU  
Sharon Thompson, Mississippi State  
LaCharlotte Smith, Mississippi State  
Latina Davis, Tennessee  
Michelle Marciniak, Tennessee  
Mara Cunningham, Vanderbilt

### 1997

#### COACHES

#### FIRST TEAM

Dominique Canty, Alabama  
Shalonda Enis, Alabama  
DeLisha Milton, Florida  
Murriel Page, Florida  
La'Keshia Frett, Georgia  
Tracy Henderson, Georgia  
Kedra Holland-Corn, Georgia  
Pietra Gay, LSU  
Elaine Powell, LSU  
Chamique Holdsclaw, Tennessee

#### SECOND TEAM

Yolanda Watkins, Alabama  
Christy Smith, Arkansas  
Kimberly Wilson, Arkansas  
Laticia Morris, Auburn  
Tara Williams, Auburn

Toni Gross, LSU  
Lisa Miller, Ole Miss  
Jemmye Ann Helms, Mississippi State  
Nikki Miars, South Carolina  
Abby Conklin, Tennessee  
Na'Sheema Hillmon, Vanderbilt  
Michelle Palmisano, Vanderbilt

#### AP

#### FIRST TEAM

Shalonda Enis, Alabama  
DeLisha Milton, Florida  
La'Keshia Frett, Georgia  
Keda Holland-Corn, Georgia  
Chamique Holdsclaw, Tennessee

#### SECOND TEAM

Dominique Canty, Alabama  
Murriel Page, Florida  
Tracy Henderson, Georgia  
Pietra Gay, LSU  
Elanie Powell, LSU

#### HONORABLE MENTION

Christy Smith, Arkansas  
Laticia Morris, Auburn  
Tara Williams, Auburn  
Abby Conklin, Tennessee  
Lisa Ostrom, Vanderbilt

### 1998

#### COACHES

#### FIRST TEAM

Dominique Canty, Alabama  
Christy Smith, Arkansas  
Conswella Sparrow, Auburn  
Murriel Page, Florida  
Kelly Miller, Georgia  
Katrina Hibbert, LSU  
Sharon Thompson, Mississippi State  
Tamika Catchings, Tennessee  
Chamique Holdsclaw, Tennessee  
Na'Sheema Hillmon, Vanderbilt

#### SECOND TEAM

Brittney Ezell, Alabama  
Tausha Mills, Alabama  
Karyn Karlin, Arkansas  
Tiffany Krantz, Auburn  
Coco Miller, Georgia  
Jaye Barnes, Kentucky  
Tarsha Bethley, Ole Miss  
Annie Lester, South Carolina  
Semeka Randall, Tennessee  
Lisa Ostrom, Vanderbilt

#### AP

#### FIRST TEAM

Dominique Canty, Alabama  
Christy Smith, Arkansas  
Murriel Page, Florida  
Kelly Miller, Georgia  
Tamika Catchings, Tennessee  
Chamique Holdsclaw, Tennessee

#### SECOND TEAM

Conswella Sparrow, Auburn  
Katrina Hibbert, LSU  
Sharon Thompson, Mississippi State  
Annie Lester, South Carolina

Semeka Randall, Tennessee

#### THIRD TEAM

Brittney Ezell, Alabama  
Tausha Mills, Alabama  
Karyn Karlin, Arkansas  
Tarsha Bethley, Ole Miss  
Na'Sheema Hillmon, Vanderbilt

### 1999

#### COACHES

#### FIRST TEAM

Dominique Canty, Alabama  
Tasha Hamilton, Auburn  
Conswella Sparrow, Auburn  
Brandi McCain, Florida  
Coco Miller, Georgia  
Kelly Miller, Georgia  
Katrina Hibbert, LSU  
Tamika Catchings, Tennessee  
Chamique Holdsclaw, Tennessee  
Semeka Randall, Tennessee

#### SECOND TEAM

Karyn Karlin, Arkansas  
Tonya Washington, Florida  
Laura Meadows, Kentucky  
Tiffany Wait, Kentucky  
Latasha Dorsey, LSU  
DeTrina White, LSU  
Tarsha Bethley, Ole Miss  
Jennifer Fambrough, Mississippi State  
Annie Lester, South Carolina  
Kellie Jolly, Tennessee

#### AP

#### FIRST TEAM

Dominique Canty, Alabama  
Kelly Miller, Georgia  
Tamika Catchings, Tennessee  
Chamique Holdsclaw, Tennessee  
Semeka Randall, Tennessee

#### SECOND TEAM

Tasha Hamilton, Auburn  
Conswella Sparrow, Auburn  
Tonya Washington, Florida  
Coco Miller, Georgia  
DeTrina White, LSU  
Jennifer Fambrough, Mississippi State

### 2000

#### COACHES

#### FIRST TEAM

LeCoe Willingham, Auburn  
Tonya Washington, Florida  
Kelly Miller, Georgia  
Deana Nolan, Georgia  
Marie Ferdinand, LSU  
Katrina Hibbert, LSU  
LaToya Thomas, Mississippi State  
Tamika Catchings, Tennessee  
Kara Lawson, Tennessee  
Semeka Randall, Tennessee





## ALL-SEC TEAMS

### SECOND TEAM

Shondra Johnson, Alabama  
Wendi Willits, Arkansas  
Tiffany Travis, Florida  
Tawana McDonald, Georgia  
Coco Miller, Georgia  
DeTrina White, LSU  
Jennifer Fambrough, Mississippi State  
Michelle Snow, Tennessee  
Chantelle Anderson, Vanderbilt  
Zuzana Klimesova, Vanderbilt

### AP

### FIRST TEAM

Kelly Miller, Georgia  
Tawana McDonald, Georgia  
Marie Ferdinand, LSU  
LaToya Thomas, Mississippi State  
Tamika Catchings, Tennessee

### SECOND TEAM

LeCoe Willingham, Auburn  
Tonya Washinton, Florida  
Deanna Nolan, Georgia  
Katrina Hibbert, LSU  
DeTrina White, LSU  
Kara Lawson, Tennessee  
Semeka Randall, Tennessee

### HONORABLE MENTION

Shondra Johnson, Alabama  
Coco Miller, Georgia  
Nitra Perry, Mississippi State  
Michelle Snow, Tennessee  
Chantelle Anderson, Vanderbilt

### 2001

### COACHES

### FIRST TEAM

Brandi McCain, Florida  
Coco Miller, Georgia  
Kelly Miller, Georgia  
Marie Ferdinand, LSU  
LaToya Thomas, Mississippi State  
Gwen Jackson, Tennessee  
Kara Lawson, Tennessee  
Michelle Snow, Tennessee  
Zuzana Klimesova, Vanderbilt  
Chantelle Anderson, Vanderbilt

### SECOND TEAM

Shondra Johnson, Alabama  
Tombi Bell, Florida  
Naomi Mobley, Florida  
Deana Nolan, Georgia  
Tawana McDonald, Georgia  
Jennifer Fambrough, Mississippi State  
Teresa Geter, South Carolina  
Shaun Gortman, South Carolina  
Tamika Catchings, Tennessee  
Semeka Randall, Tennessee

### AP

### FIRST TEAM

Brandi McCain, Florida  
Kelly Miller, Georgia

Marie Ferdinand, LSU  
LaToya Thomas, Mississippi State  
Chantelle Anderson, Vanderbilt

### SECOND TEAM

Coco Miller, Georgia  
Gwen Jackson, Tennessee  
Kara Lawson, Tennessee  
Michelle Snow, Tennessee  
Zuzi Klimesova, Vanderbilt

### THIRD TEAM

Wendi Willits, Arkansas  
Tawana McDonald, Georgia  
Deanna Nolan, Georgia  
Tamika Catchings, Tennessee  
Semeka Randall, Tennessee

### HONORABLE MENTION

Lori Nero, Auburn  
Tombi Bell, Florida  
Naomi Mobley, Florida  
LaTonya McDole, Kentucky  
Becky Myatt, Ole Miss  
Kristen Clement, Tennessee  
Ashley Robinson, Tennessee

### 2002

### COACHES

### FIRST TEAM

Vanessa Hayden, Florida  
Kara Braxton, Georgia  
Aiysha Smith, LSU  
LaToya Thomas, Mississippi State  
Tan White, Mississippi State  
Shaun Gortman, South Carolina  
Jocelyn Penn, South Carolina  
Kara Lawson, Tennessee  
Chantelle Anderson, Vanderbilt  
Zuzi Klimesova, Vanderbilt

### SECOND TEAM

Shondra Johnson, Alabama  
Dana Cherry, Arkansas  
Shameka Christon, Arkansas  
Le'Coe Willingham, Auburn  
Brandi McCain, Florida  
Christi Thomas, Georgia  
SeSe Helm, Kentucky  
Doneeka Hodges, LSU  
Michelle Snow, Tennessee  
Ashley McElhiney, Vanderbilt

### AP

### FIRST TEAM

LaToya Thomas, Mississippi State  
Shaunzinski Gortman, South Carolina  
Kara Lawson, Tennessee  
Chantelle Anderson, Vanderbilt  
Zuzi Klimesova, Vanderbilt

### SECOND TEAM

Tan White, Mississippi State  
Brandi McCain, Florida  
Vanessa Hayden, Florida  
Kara Braxton, Georgia  
Jocelyn Penn, South Carolina  
Michelle Snow, Tennessee

Ashley McElhiney, Vanderbilt

### HONORABLE MENTION

Dana Cherry, Arkansas  
Shameka Christon, Arkansas  
Aiysha Smith, LSU

### 2003

### COACHES

### FIRST TEAM

LaToya Thomas, Mississippi State  
Jocelyn Penn, South Carolina  
Kara Lawson, Tennessee  
Gwen Jackson, Tennessee  
Chantelle Anderson, Vanderbilt

### SECOND TEAM

Shameka Christon, Arkansas  
Christi Thomas, Georgia  
Seimone Augustus, LSU  
Tan White, Mississippi State  
Jenni Benningfield, Vanderbilt

### HONORABLE MENTION

Temeka Johnson, LSU  
Aiysha Smith, LSU

### AP

### FIRST TEAM

LaToya Thomas, Mississippi State  
Tan White, Mississippi State  
Jocelyn Penn, South Carolina  
Kara Lawson, Tennessee  
Chantelle Anderson, Vanderbilt

### SECOND TEAM

Shameka Christon, Arkansas  
Christi Thomas, Georgia  
Seimone Augustus, LSU  
Gwen Jackson, Tennessee  
Jenni Benningfield, Vanderbilt

### THIRD TEAM

India Lewis, Arkansas  
Natasha Brackett, Auburn  
Rita Adams, Kentucky  
Temeka Johnson, LSU  
Aiysha Smith, LSU  
Petra Ujhelyi, South Carolina  
Crisitna Ciocan, South Carolina  
Ashley McElhiney, Vanderbilt

### 2004

### COACHES

### FIRST TEAM

Shameka Christon, Arkansas  
Le'Coe Willingham, Auburn  
Vanessa Hayden, Florida  
Christi Thomas, Georgia  
Seimone Augustus, LSU  
Temeka Johnson, LSU  
Tan White, Mississippi State  
Shyra Ely, Tennessee

### SECOND TEAM

Monique Bivins, Alabama  
Natasha Brackett, Auburn

Janese Hardrick, Georgia  
Sara Potts, Kentucky  
Doneeka Hodges, LSU  
Armintie Price, Ole Miss  
Shanna Zolman, Tennessee  
Tasha Butts, Tennessee  
Jenni Benningfield, Vanderbilt

### AP

### FIRST TEAM

Shameka Christon, Arkansas  
Vanessa Hayden, Florida  
Seimone Augustus, LSU  
Tan White, Mississippi State  
Shyra Ely, Tennessee

### SECOND TEAM

Le'Coe Willingham, Auburn  
Christi Thomas, Georgia  
Sara Potts, Kentucky  
Temeka Johnson, LSU  
Armintie Price, Ole Miss  
Jenni Benningfield, Vanderbilt

### THIRD TEAM

Natasha Brackett, Auburn  
Alexis Kendrick, Georgia  
Tasha Butts, Tennessee  
Carla Thomas, Vanderbilt

### 2005

### COACHES

### FIRST TEAM

Natasha Brackett, Auburn  
Tasha Humphrey, Georgia  
Seimone Augustus, LSU  
Temeka Johnson, LSU  
Armintie Price, Ole Miss  
Tan White, Mississippi State  
Shyra Ely, Tennessee  
Ashley Earley, Vanderbilt

### SECOND TEAM

Monique Bivins, Alabama  
Bernice Mosby, Florida  
Sara Potts, Kentucky  
Sylvia Fowles, LSU  
Amber Watts, Ole Miss  
Shanna Zolman, Tennessee  
Carla Thomas, Vanderbilt  
Dee Davis, Vanderbilt

### AP

### FIRST TEAM

Tasha Humphrey, Georgia  
Seimone Augustus, LSU  
Temeka Johnson, LSU  
Tan White, Mississippi State  
Shyra Ely, Tennessee  
Ashley Earley, Vanderbilt

### SECOND TEAM

Natasha Brackett, Auburn  
Bernice Mosby, Florida  
Sara Potts, Kentucky  
Sylvia Fowles, LSU  
Armintie Price, Ole Miss



# HONORS

ALABAMA • ARKANSAS • AUBURN • FLORIDA • GEORGIA • KENTUCKY • LSU • OLE MISS

## ALL-SEC TEAMS

Shanna Zolman, Tennessee  
Carla Thomas, Vanderbilt  
Dee Davis, Vanderbilt

### 2006

#### COACHES

#### FIRST TEAM

Dalila Eshe, Florida  
Sherill Baker, Georgia  
Tasha Humphrey, Georgia  
Seimone Augustus, LSU  
Sylvia Fowles, LSU  
Armintie Price, Ole Miss  
Candace Parker, Tennessee  
Shanna Zolman, Tennessee  
Dee Davis, Vanderbilt

#### SECOND TEAM

Navonda Moore, Alabama  
Marita Payne, Auburn  
Sha Brooks, Florida  
Cori Chambers, Georgia  
Samantha Mahoney, Kentucky  
Scolanda Hoston, LSU  
Melanie Johnson, South Carolina  
Alexis Hornbuckle, Tennessee  
Caroline Williams, Vanderbilt

#### AP

#### FIRST TEAM

Sherill Baker, Georgia  
Tasha Humphrey, Georgia  
Seimone Augustus, LSU  
Sylvia Fowles, LSU  
Armintie Price, Ole Miss

#### SECOND TEAM

Sha Brooks, Florida  
Dalila Eshe, Florida  
Cori Chambers, Georgia  
Candace Parker, Tennessee  
Shanna Zolman, Tennessee  
Dee Davis, Vanderbilt

#### HONORABLE MENTION

DeWanna Bonner, Auburn  
Marita Payne, Auburn  
Sarah Elliott, Kentucky  
Jennifer Humphrey, Kentucky  
Samantha Mahoney, Kentucky  
Scholanda Hoston, LSU  
Liz Sherwood, Vanderbilt

### 2007

#### COACHES

#### FIRST TEAM

DeWanna Bonner, Auburn  
Tasha Humphrey, Georgia  
Sylvia Fowles, LSU  
Armintie Price, Ole Miss  
Alexis Hornbuckle, Tennessee  
Candace Parker, Tennessee  
Dee Davis, Vanderbilt  
Carla Thomas, Vanderbilt

#### SECOND TEAM

Lauren Ervin, Arkansas  
Marshae Dotson, Florida  
Cori Chambers, Georgia  
Sarah Elliott, Kentucky  
Samantha Mahoney, Kentucky  
Quianna Chaney, LSU  
Sidney Spencer, Tennessee  
Caroline Williams, Vanderbilt

#### AP

#### FIRST TEAM

Sylvia Fowles, LSU  
Candace Parker, Tennessee  
Armintie Price, Ole Miss  
Tasha Humphrey, Georgia  
Alexis Hornbuckle, Tennessee

#### SECOND TEAM

Carla Thomas, Vanderbilt  
DeWanna Bonner, Auburn  
Dee Davis, Vanderbilt  
Lauren Ervin, Arkansas  
Sarah Elliott, Kentucky

#### HONORABLE MENTION

Sha Brooks, Florida  
Cori Chambers, Georgia  
Quianna Chaney, LSU  
Marshae Dotson, Florida  
Jennifer Humphrey, Kentucky  
Samantha Mahoney, Kentucky  
Navonda Moore, Alabama  
Sidney Spencer, Tennessee

### 2008

#### COACHES

#### FIRST TEAM

DeWanna Bonner, Auburn  
Marshae Dotson, Florida  
Tasha Humphrey, Georgia  
Quianna Chaney, LSU  
Sylvia Fowles, LSU  
Alexis Hornbuckle, Tennessee  
Candace Parker, Tennessee  
Christina Wirth, Vanderbilt

#### SECOND TEAM

Ashley Houts, Georgia  
Sarah Elliott, Kentucky  
Samantha Mahoney, Kentucky  
Erica White, LSU  
Shawn Goff, Ole Miss  
Demetress Adams, South Carolina  
Shannon Bobbitt, Tennessee  
Jennifer Risper, Vanderbilt

#### AP

#### FIRST TEAM

DeWanna Bonner, Auburn  
Tasha Humphrey, Georgia  
Quianna Chaney, LSU  
Sylvia Fowles, LSU  
Candace Parker, Tennessee

#### SECOND TEAM

Marshae Dotson, Florida  
Ashley Houts, Georgia  
Erica White, LSU  
Shawn Goff, Ole Miss  
Demetress Adams, South Carolina  
Shannon Bobbitt, Tennessee  
Alexis Hornbuckle, Tennessee  
Christina Wirth, Vanderbilt

#### HONORABLE MENTION

Brittney Vaughn, Arkansas  
Sherell Hobbs, Auburn  
Sarah Elliott, Kentucky  
Samantha Mahoney, Kentucky  
Jennifer Risper, Vanderbilt

### 2009

#### COACHES

#### FIRST TEAM

Whitney Boddie, Auburn  
DeWanna Bonner, Auburn  
Sha Brooks, Florida  
Marshae Dotson, Florida  
Allison Hightower, LSU  
Bianca Thomas, Ole Miss  
Alexis Rack, Mississippi State  
Christina Wirth, Vanderbilt

#### SECOND TEAM

C'eira Ricketts, Arkansas  
Ashley Houts, Georgia  
Angel Robinson, Georgia  
Victoria Dunlap, Kentucky  
Eleia Roddy, Kentucky  
Angie Bjorklund, Tennessee  
Shekinna Stricklen, Tennessee  
Merideth Marsh, Vanderbilt  
Jennifer Risper, Vanderbilt

#### AP

#### FIRST TEAM

Whitney Boddie, Auburn  
DeWanna Bonner, Auburn  
Sha Brooks, Florida  
Allison Hightower, LSU  
Christina Wirth, Vanderbilt

#### SECOND TEAM

Marshae Dotson, Florida  
Ashley Houts, Georgia  
Victoria Dunlap, Kentucky  
Bianca Thomas, Ole Miss  
Alexis Rack, Mississippi State

#### HONORABLE MENTION

C'eira Ricketts, Arkansas  
Sherell Hobbs, Auburn  
Angel Robinson, Georgia  
Eleia Roddy, Kentucky  
Shawn Goff, Ole Miss  
Angie Bjorklund, Tennessee  
Shekinna Stricklen, Tennessee  
Jennifer Risper, Vanderbilt

### 2010

#### COACHES

#### FIRST TEAM

Ashley Houts, Georgia  
Victoria Dunlap, Kentucky  
Allison Hightower, LSU  
Bianca Thomas, Ole Miss  
Alexis Rack, Mississippi State  
Angie Bjorklund, Tennessee  
Kelley Cain, Tennessee  
Jence Rhoads, Vanderbilt

#### SECOND TEAM

Alli Smalley, Auburn  
A'dia Mathies, Kentucky  
LaSondra Barrett, LSU  
Armelle Lumanu, Mississippi State  
Kelsey Bone, South Carolina  
Valerie Nainima, South Carolina  
Shekinna Stricklen, Tennessee  
Merideth Marsh, Vanderbilt

#### AP

#### FIRST TEAM

Victoria Dunlap, Kentucky  
Allison Hightower, LSU  
Bianca Thomas, Ole Miss  
Angie Bjorklund, Tennessee  
Kelley Cain, Tennessee

#### SECOND TEAM

Ashley Houts, Georgia  
Alexis Rack, Mississippi State  
Kelsey Bone, South Carolina  
Shekinna Stricklen, Tennessee  
Jence Rhoads, Vanderbilt

### 2011

#### COACHES

#### FIRST TEAM

Tierney Jenkins, Alabama  
Alli Smalley, Auburn  
Porsha Phillips, Georgia  
Victoria Dunlap, Kentucky  
LaSondra Barrett, LSU  
Shekinna Stricklen, Tennessee  
Glory Johnson, Tennessee  
Jence Rhoads, Vanderbilt

#### SECOND TEAM

C'eira Ricketts, Arkansas  
Sarah Watkins, Arkansas  
Jasmine James, Georgia  
A'dia Mathies, Kentucky  
Kayla Melson, Ole Miss  
Mary Kathryn Govero, Mississippi State  
Ilesia Walker, South Carolina  
Meighan Simmons, Tennessee

#### AP

#### FIRST TEAM

Tierney Jenkins, Alabama  
Porsha Phillips, Georgia  
Victoria Dunlap, Kentucky  
Glory Johnson, Tennessee



## ALL-SEC TEAMS

Shekinna Stricklen, Tennessee

### SECOND TEAM

C'eira Ricketts, Arkansas  
LeSondra Barrett, LSU  
Kayla Melson, Ole Miss  
Meighan Simmons, Tennessee  
Jence Rhoads, Vanderbilt

**2012**

### COACHES

#### FIRST TEAM

C'eira Ricketts, Arkansas  
Jennifer George, Florida  
Anne Marie Armstrong, Georgia  
A'dia Mathies, Kentucky  
LaSondra Barrett, LSU  
Glory Johnson, Tennessee  
Shekinna Stricklen, Tennessee  
Christina Foggie, Vanderbilt

#### SECOND TEAM

Sarah Watkins, Arkansas  
Jasmine Hassell, Georgia  
Valencia McFarland, Ole Miss  
Diamber Johnson, Miss.State  
La'Keisha Sutton, South Carolina  
leasia Walker, South Carolina  
Markeshia Grant, South Carolina  
Jasmine Lister, Vanderbilt  
Tiffany Clarke, Vanderbilt

**AP**

#### FIRST TEAM

A'dia Mathies, Kentucky  
LaSondra Barrett, LSU  
Glory Johnson, Tennessee  
Shekinna Stricklen, Tennessee  
Christina Foggie, Vanderbilt

#### SECOND TEAM

C'eira Ricketts, Arkansas  
Jennifer George, Florida  
Anne Marie Armstrong, Georgia  
Jasmine Hassell, Georgia  
Valencia McFarland, Ole Miss

#### HONORABLE MENTION

Khaalidah Miller, Georgia,  
Bria Goss, Kentucky  
Diamber Johnson, Mississippi State  
Markeshia Grant, South Carolina  
La'Keisha Sutton, South Carolina  
Tiffany Clarke, Vanderbilt  
Stephanie Holzer, Vanderbilt  
Jasmine Lister, Vanderbilt

**2013**

### COACHES

#### FIRST TEAM

Jasmine Hassell, Georgia  
A'dia Mathies, Kentucky  
DeNesha Stallworth, Kentucky  
Theresa Plaisance, LSU  
leasia Walker, South Carolina  
Bashaara Graves, Tennessee

Meighan Simmons, Tennessee  
Kelsey Bone, Texas A&M  
Tiffany Clarke, Vanderbilt

### SECOND TEAM

Hasina Muhammad, Auburn  
Jennifer George, Florida  
Jasmine James, Georgia  
Samarie Walker, Kentucky  
Adrienne Webb, LSU  
Martha Alwal, Mississippi State  
Bri Kulas, Missouri  
Ashley Bruner, South Carolina  
Aleighsa Welch, South Carolina  
Adrienne Pratcher, Texas A&M  
Jasmine Lister, Vanderbilt

**AP**

#### FIRST TEAM

A'dia Mathies, Kentucky  
Kelsey Bone, Texas A&M  
Meighan Simmons, Tennessee  
Theresa Plaisance, LSU  
Tiffany Clarke, Vanderbilt

#### SECOND TEAM

Jasmine Hassell, Georgia  
Bashaara Graves, Tennessee  
DeNesha Stallworth, Kentucky  
leasia Walker, South Carolina  
Hasina Muhammad, Auburn

#### HONORABLE MENTION

Martha Alwal, Mississippi State  
Jaterra Bonds, Florida  
Kristi Bellock, Texas A&M  
Jennifer George, Florida  
Jasmine James, Georgia  
Jasmine Lister, Vanderbilt  
Adrienne Pratcher, Texas A&M  
Adrienne Webb, LSU  
Aleighsa Welch, South Carolina

**2014**

### COACHES

#### FIRST TEAM

Tyrese Tanner, Auburn  
Jaterra Bonds, Florida  
Theresa Plaisance, LSU  
Martha Alwal, Mississippi State  
Bri Kulas, Missouri  
Aleighsa Welch, So. Carolina  
Tiffany Mitchell, So. Carolina  
Meighan Simmons, Tennessee  
Isabelle Harrison, Tennessee  
Courtney Walker, Texas A&M

#### SECOND TEAM

Jessica Jackson, Arkansas  
Shacobia Barbee, Georgia  
Jennifer O'Neill, Kentucky  
DeNesha Stallworth, Kentucky  
Tia Faleru, Ole Miss  
Valencia McFarland, Ole Miss  
Alaina Coates, South Carolina  
Courtney Williams, Texas A&M  
Jasmine Lister, Vanderbilt

Christina Foggie, Vanderbilt

**AP**

#### FIRST TEAM

Tiffany Mitchell, South Carolina  
Isabelle Harrison, Tennessee  
Meighan Simmons, Tennessee  
Courtney Walker, Texas A&M  
Martha Alwal, Mississippi State  
Christina Foggie, Vanderbilt  
Tia Faleru, Ole Miss

#### SECOND TEAM

Theresa Plaisance, LSU  
Bri Kulas, Missouri  
Aleighsa Welch, So. Carolina  
Jaterra Bonds, Florida  
Tyrese Tanner, Auburn

#### HONORABLE MENTION

Shacobia Barbee, Georgia  
Alaina Coates, So. Carolina  
Jessica Jackson, Arkansas  
Valencia McFarland, Ole Miss  
Jennifer O'Neill, Kentucky  
DeNesha Stallworth, Kentucky

**2015**

### COACHES

#### FIRST TEAM

Makayla Epps, Kentucky  
Danielle Ballard, LSU  
Tia Faleru, Ole Miss  
Tiffany Mitchell, South Carolina  
Aleighsa Welch, South Carolina  
A'ja Wilson, South Carolina  
Cierra Burdick, Tennessee  
Isabelle Harrison, Tennessee  
Courtney Walker, Texas A&M

#### SECOND TEAM

Jessica Jackson, Arkansas  
Jennifer O'Neill, Kentucky  
Jordan Frericks, Missouri  
Martha Alwal, Mississippi State  
Victoria Vivians, Mississippi State  
Alaina Coates, South Carolina  
Jordan Jones, Texas A&M  
Courtney Williams, Texas A&M

**AP**

#### FIRST TEAM

Makayla Epps, Kentucky  
Tia Faleru, Ole Miss  
Tiffany Mitchell, South Carolina  
A'ja Wilson, South Carolina  
Courtney Walker, Texas A&M

#### SECOND TEAM

Jessica Jackson, Arkansas  
Danielle Ballard, LSU  
Victoria Vivians, Mississippi State  
Cierra Burdick, Tennessee  
Isabelle Harrison, Tennessee  
Alaina Coates, South Carolina  
Aleighsa Welch, South Carolina

### HONORABLE MENTION

Jennifer O'Neill, Kentucky  
Jordan Frericks, Missouri  
Courtney Williams, Texas A&M

From 1989 to 1997 the Coaches All-SEC team was sponsored by The Tennessean. The Associated Press started their own All-SEC team in 1997.



# HONORS

ALABAMA • ARKANSAS • AUBURN • FLORIDA • GEORGIA • KENTUCKY • LSU • OLE MISS

## SEC ALL-FRESHMAN TEAMS

### 1987

Lisa Born, Florida  
Sherelle Warren, Georgia  
Kimsey O'Neal, Ole Miss  
Tonya Edwards, Tennessee  
Renee Sallquist, Vanderbilt

### 1988

#### FIRST TEAM

Patrena Scruggs, Auburn  
Tammye Jenkins, Georgia  
Dana Chatman, LSU  
Kris Durham, Tennessee  
Wendy Scholtens, Vanderbilt

#### SECOND TEAM

Michelle Smith, Alabama  
Kim Berry, Georgia  
Adrienne Shuler, Georgia  
Teena Bender, Ole Miss  
Jackie Martin, Ole Miss

### 1989

#### FIRST TEAM

Lady Hardmon, Georgia  
Kristi Cushenberry, Kentucky  
Barbara Henderson, LSU  
Dena Head, Tennessee  
Lisa King, Vanderbilt

#### SECOND TEAM

Stacey Franklin, Alabama  
Amy Lannom, Alabama  
Erika Lang, Florida  
Lisa Scott, Mississippi State  
Jade Huntington, Vanderbilt

### 1990

Camille Lowe, Georgia  
Kristen Goehring, Ole Miss  
Lisa Harrison, Tennessee  
Donna Harris, Vanderbilt  
Misty Lamb, Vanderbilt

#### HONORABLE MENTION

LaTonya McGhee, Florida  
Jocelyn Mills, Kentucky

### 1991

Deborah Carter, Georgia  
Clara Jackson, Ole Miss  
Peggy Evans, Tennessee  
Nikki Caldwell, Tennessee  
Julie Powell, Vanderbilt

### 1992

Niesa Johnson, Alabama  
Merlakia Jones, Florida  
Dana Johnson, Tennessee  
Tiffany Woosley, Tennessee  
Mara Cunningham, Vanderbilt

### 1993

Yolanda Watkins, Alabama  
Kristen Mulligan, Auburn  
Nakia Hill, Georgia  
Roberta LaCaze, LSU  
Latina Davis, Tennessee

### 1994

Kimberly Wilson, Arkansas  
DeLisha Milton, Florida  
La'Keshia Frett, Georgia  
Tracy Henderson, Georgia  
Pashen Thompson, Tennessee

### 1995

Christy Smith, Arkansas  
Murrell Page, Florida  
Sharon Thompson, Mississippi State  
Tiffani Johnson, Tennessee  
Na'Sheema Hillmon, Vanderbilt

### 1996

Dominique Canty, Alabama  
Shaka Massey, Arkansas  
Sytia Messer, Arkansas  
Pam Irwin, Georgia  
Chamique Holdsclaw, Tennessee

### 1997

Karyn Karlin, Arkansas  
Tiffany Krantz, Auburn  
Katrina Hibbert, LSU  
Tiffany Adkins, Ole Miss  
Annie Lester, South Carolina

### 1998

Coco Miller, Georgia  
Kelly Miller, Georgia  
Laura Meadows, Kentucky  
Tamika Catchings, Tennessee  
Semeka Randall, Tennessee

### 1999

SEC did not pick an All-Freshman team

### 2000

LeCoe Willingham, Auburn  
LaToya Thomas, Mississippi State  
Kara Lawson, Tennessee  
Gwen Jackson, Tennessee  
Chantelle Anderson, Vanderbilt

### 2001

Shameka Christon, Arkansas  
Vanessa Hayden, Florida  
Christi Thomas, Georgia  
Selia Helm, Kentucky  
Ashley Robinson, Tennessee

### 2002

Natasha Brackett, Auburn  
Kara Braxton, Georgia  
Ebony Felder, Georgia  
Tan White, Mississippi State  
Shyra Ely, Tennessee  
Loree Moore, Tennessee

### 2003

Ruby Vaden, Arkansas  
Bernice Mosby, Florida  
Alexis Kendrick, Georgia  
Seimone Augustus, LSU  
Shanna Zolman, Tennessee

### 2004

Kate Mastin, Alabama  
Kristin Peoples, Arkansas  
Janese Hardrick, Georgia  
Cori Chambers, Georgia  
Armintie Price, Ole Miss  
Lauren Simms, South Carolina  
Sidney Spencer, Tennessee  
Carla Thomas, Vanderbilt

### 2005

Alexis Ogubie, Auburn  
Megan Darrah, Georgia  
Tasha Humphrey, Georgia  
Sarah Elliott, Kentucky  
Samantha Mahoney, Kentucky  
Quianna Chaney, LSU  
Sylvia Fowles, LSU  
Alexis Hornbuckle, Tennessee  
Nicky Anosike, Tennessee

### 2006

DeWanna Bonner, Auburn  
KeKe Carrier, Auburn  
Sha Brooks, Florida  
Marshae Dotson, Florida  
Carly Ormerod, Kentucky  
Robin Porter, Mississippi State  
Demetress Adams, South Carolina  
Candace Parker, Tennessee

### 2007

Donica Cosby, Arkansas  
Jordan Greenleaf, Auburn  
Ashley Houts, Georgia  
Christy Marshall, Georgia  
Angel Robinson, Georgia  
Allison Hightower, LSU  
Alliesha Easley, Ole Miss  
Alexis Rack, Mississippi State

### 2008

Tierney Jenkins, Alabama  
Alli Smalley, Auburn  
Angela Puleo, Georgia  
Victoria Dunlap, Kentucky  
Amber Smith, Kentucky  
Mary Kathryn Govero, Mississippi State  
Angie Bjorklund, Tennessee  
Jence Rhoads, Vanderbilt  
Hannah Tuomi, Vanderbilt

### 2009

Ericka Russell, Alabama  
Lyndsay Harris, Arkansas  
C'eira Ricketts, Arkansas  
Trumae Lucas, Florida  
LaSondra Barrett, LSU  
Lakeisha Sutton, South Carolina  
Shekinna Stricklen, Tennessee  
Glory Johnson, Tennessee

### 2010

Morgan Toles, Auburn  
Jennifer George, Florida  
Jasmine Hassell, Georgia  
Jasmine James, Georgia  
A'dia Mathies, Kentucky  
Kelsey Bone, South Carolina

Elan Brown, Vanderbilt  
Tiffany Clarke, Vanderbilt

### 2011

Kaneisha Horn, Alabama  
Jaterra Bonds, Florida  
Khaalidah Miller, Georgia  
Bernisha Pinkett, Kentucky  
Valencia Mcfarland, Ole Miss  
Meighan Simmons, Tennessee  
Jasmine Lister, Vanderbilt  
Stephanie Holzer, Vanderbilt  
Tiffany Clarke, Vanderbilt

### 2012

Calli Berna, Arkansas  
Hasina Muhammad, Auburn  
Erika Ford, Georgia  
Bria Goss, Kentucky  
Martha Alwal, Mississippi State  
Aleighsa Welch, South Carolina  
Ariel Massengale, Tennessee  
Kady Schrann, Vanderbilt

### 2013

Sydney Moss, Florida  
Shacobia Barbee, Georgia  
Danielle Ballard, LSU  
Lianna Doty, Missouri  
Tiffany Mitchell, South Carolina  
Bashaara Graves, Tennessee  
Courtney Walker, Texas A&M  
Heather Bowe, Vanderbilt

### 2014

Ashley Williams, Alabama  
Jessica Jackson, Arkansas  
Brandy Montgomery, Auburn  
Ronni Williams, Florida  
Linnæe Harper, Kentucky  
Raigyne Moncrief, LSU  
Breanna Richardson, Mississippi State  
Alaina Coates, South Carolina  
Andraya Carter, Tennessee

### 2015

Haley Lorenzen, Florida  
Mackenzie Engram, Georgia  
Alexis Jennings, Kentucky  
A'Queen Hayes, Ole Miss  
Victoria Vivians, Mississippi State  
Morgan Williams, Mississippi State  
A'ja Wilson, South Carolina  
Rebekah Dahlman, Vanderbilt

From 1987 to 1997 the All-Freshman team was sponsored by The Tennessean.



## SEC ALL-DEFENSIVE

### 2008

Brittney Vaughn, Arkansas  
Sylvia Fowles, LSU  
Demetress Adams, South Carolina  
Alexis Hornbuckle, Tennessee  
Jennifer Risper, Vanderbilt

### 2009

DeWanna Bonner, Auburn  
Allison Hightower, LSU  
Chanel Mokango, Mississippi State  
Armelle Lumanu, Mississippi State  
Jennifer Risper, Vanderbilt

### 2010

Victoria Dunlap, Kentucky  
Allison Hightower, LSU  
Armelle Lumanu, Mississippi State  
Chanel Mokango, Mississippi State  
Kelley Cain, Tennessee

### 2011

Tierney Jenkins, Alabama  
Meredith Mitchell, Georgia  
Victoria Dunlap, Kentucky  
A'dia Mathies, Kentucky  
Katherine Graham, LSU  
Glory Johnson, Tennessee

### 2012

Anne Marie Armstrong, Georgia  
A'dia Mathies, Kentucky  
Porsha Porter, Mississippi State  
Glory Johnson, Tennessee  
La'Keisha Sutton, South Carolina

### 2013

Jennifer George, Florida  
Shacobia Barbee, Georgia  
Samarie Walker, Kentucky  
Danielle Ballard, LSU  
Theresa Plaisance, LSU  
Martha Alwal, Mississippi State  
leasia Walker, South Carolina

### 2014

Tyrese Tanner, Auburn  
Hasina Muhammad, Auburn  
Shacobia Barbee, Georgia  
Martha Alwal, Mississippi St.  
Elem Ibiam, South Carolina  
Tiffany Mitchell, South Carolina  
Jordan Jones, Texas A&M

### 2015

Linnae Harper, Kentucky  
Danielle Ballard, LSU  
Martha Alwal, Mississippi State  
Alaina Coates, South Carolina  
Jordan Jones, Texas A&M

## SEC PLAYERS OF THE WEEK

### 1985

Jan. 14 Janet Harris, Georgia  
Jan. 21 Alisha Jones, LSU  
Jan. 29 Shelia Collins, Tennessee  
Feb. 5 Jennifer Gillom, Ole Miss  
Feb. 12 Teresa Edwards, Georgia  
Feb. 19 Keturah Bell, Florida

### 1986

Jan. 14 Sandra Rushing, Alabama  
Katrina McClain, Georgia  
Jan. 21 Janna Bragg, Florida  
Jan. 28 Karen Booker, Vanderbilt  
Teresa Edwards, Georgia  
Feb. 4 Keturah Bell, Florida  
Ann Lashley, Mississippi State

### 1987

Jan. 12 Karen Booker, Vanderbilt  
Jan. 19 Alisha Scott, Ole Miss  
Jan. 27 Sheila Frost, Tennessee  
Sandy Harding, Kentucky  
Feb. 3 Katrina McClain, Georgia  
Kunshinge Sorrell, Mississippi State  
Feb. 10 Katrina McClain, Georgia  
Feb. 17 Katrina McClain, Georgia

### 1988

Jan. 6 Kunshinge Sorrell, Mississippi State  
Jan. 12 Vickie Orr, Auburn  
Jan. 19 Cynthia Autry, Ole Miss  
Jan. 26 Bridgette Gordon, Tennessee  
Feb. 2 Wendy Scholtens, Vanderbilt  
Feb. 9 April Delley, LSU  
Feb. 16 Bridgette Gordon, Tennessee

### 1989

Dec. 12 Pokey Chatman, LSU  
Dec. 19 Bridgette Gordon, Tennessee  
Jan. 9 Wendy Scholtens, Vanderbilt  
Jan. 16 Wendy Scholtens, Vanderbilt  
Jan. 23 Pokey Chatman, LSU  
Jan. 30 Bridgette Gordon, Tennessee  
Feb. 6 Sherryl Robinson, Mississippi State  
Feb. 13 Jodie Whitaker, Kentucky  
Feb. 20 Adrienne Shuler, Georgia  
Feb. 27 Bridgette Gordon, Tennessee

### 1990

Dec. 4 Sophie Ratliff, Mississippi State  
Dec. 11 Wendy Scholtens, Vanderbilt  
Dec. 18 Wendy Scholtens, Vanderbilt  
Jan. 8 Carolyn Jones, Auburn  
Jan. 15 Wendy Scholtens, Vanderbilt  
Jan. 22 Tonya Edwards, Tennessee  
Jan. 29 Lady Hardmon, Georgia  
Feb. 5 Daedra Charles, Tennessee  
Feb. 12 Kristen Goehring, Ole Miss  
Feb. 19 Pokey Chatman, LSU  
Feb. 26 Wendy Scholtens, Vanderbilt

### 1991

Dec. Pokey Chatman, LSU  
(Player of the Month)  
Jan. 7 C.C. Hayden, Auburn  
Jan. 14 Linda Burgess, Alabama  
Jan. 21 Carolyn Jones, Auburn

Camille Lowe, Georgia  
Jan. 28 Wendy Scholtens, Vanderbilt  
Feb. 4 Dena Head, Tennessee  
Feb. 11 Pokey Chatman, LSU  
Feb. 18 Carolyn Jones, Auburn  
Feb. 25 Daedra Charles, Tennessee

### 1992

Dec. Marsha Williams, South Carolina  
(Player of the Month)  
Jan. 6 Merlakia Jones, Florida  
Jan. 13 Sha Hopson, Arkansas  
Jan. 20 Clara Jackson, Ole Miss  
Jan. 27 C.C. Hayden, Auburn  
Feb. 3 Barbara Henderson, LSU  
Feb. 10 Charlotte Banks, Ole Miss  
Feb. 17 C.C. Hayden, Auburn  
Feb. 24 Cornelia Gayden, LSU  
Mar. 2 Linda Burgess, Alabama  
Peggy Evans, Tennessee

### 1993

Dec. Laurretta Freeman, Auburn  
(Player of the Month)  
Jan. 4 Julie Powell, Vanderbilt  
Jan. 11 Merlakia Jones, Florida  
Jan. 18 Lisa Harrison, Tennessee  
Jan. 25 Charetta Robinson, Mississippi State  
Feb. 1 Lisa Harrison, Tennessee  
Feb. 8 Heidi Gillingham, Vanderbilt  
Feb. 15 Niesha Johnson, Alabama  
Feb. 22 Laurretta Freeman, Auburn  
Mar. 1 Jocelyn Mills, Kentucky

### 1994

Dec. Cornelia Gayden, LSU  
(Player of the Month)  
Jan. 10 Merlakia Jones, Florida  
Jan. 17 Shannon Johnson, South Carolina  
Jan. 24 Stacey Reed, Kentucky  
Jan. 31 Shannon Johnson, South Carolina  
Feb. 7 Tiffany Woosley, Tennessee  
Feb. 14 Clara Jackson, Ole Miss  
Feb. 21 La'Keshia Frett, Georgia  
Feb. 28 Cornelia Gayden, LSU

### 1995

Dec. Dana Johnson, Tennessee  
(Player of the Month)  
Jan. 9 Cornelia Gayden, LSU  
Jan. 16 Cornelia Gayden, LSU  
Jan. 23 Merlakia Jones, Florida  
Jan. 30 Christy Smith, Arkansas  
Feb. 6 Michelle Marciniak, Tennessee  
Feb. 13 Cornelia Gayden, LSU  
Feb. 20 Saudia Roundtree, Georgia  
Feb. 27 DeLisha Milton, Florida

### 1996

Dec. 4 Chamique Holdslaw, Tennessee  
Dec. 12 Yolanda Moore, Ole Miss  
Dec. 19 La'Keshia Frett, Georgia  
Jan. 2 Shalonda Enis, Alabama  
Jan. 8 Sharon Thompson, Mississippi State  
Jan. 15 Elaine Powell, LSU  
Jan. 22 Saudia Roundtree, Georgia  
Jan. 29 Chamique Holdslaw, Tennessee  
Feb. 5 Shannon Johnson, South Carolina  
Feb. 12 Murriel Page, Florida



# HONORS

ALABAMA • ARKANSAS • AUBURN • FLORIDA • GEORGIA • KENTUCKY • LSU • OLE MISS

## SEC PLAYERS OF THE WEEK

- Feb. 19 Sheri Sam, Vanderbilt
- Feb. 26 Chamique Holdsclaw, Tennessee

### 1997

- Dec. 1 Pietra Gay, LSU
- Dec. 8 Kedra Holland-Corn, Georgia
- Dec. 15 DeLisha Milton, Florida
- Jan. 5 DeLisha Milton, Florida
- Jan. 12 Pietra Gay, LSU
- Jan. 19 Tiffani Johnson, Tennessee
- Jan. 26 DeLisha Milton, Florida
- Feb. 2 Pam Irwin, Georgia
- Feb. 9 Tara Williams, Auburn
- Feb. 16 Shalonda Enis, Alabama
- Feb. 23 Elaine Powell, LSU

### 1998

- Dec. 1 Chamique Holdsclaw, Tennessee
- Dec. 8 Coco Miller, Georgia
- Dec. 15 Jaye Barnes, Kentucky
- Jan. 5 Chamique Holdsclaw, Tennessee
- Jan. 12 Christy Smith, Arkansas
- Jan. 19 Murriel Page, Florida
- Jan. 26 Tamika Catchings, Tennessee
- Feb. 2 Murriel Page, Florida
- Feb. 9 Dominique Canty, Alabama
- Feb. 16 Katrina Hibbert, LSU
- Feb. 23 Kelly Miller, Georgia

### 1999

- Nov. 23 Tarsha Bethley, Ole Miss
- Nov. 29 Conswella Sparrow, Auburn
- Dec. 7 Chamique Holdsclaw, Tennessee
- Dec. 14 Brandi McCain, Florida
- Jan. 4 Kelly Miller, Georgia
- Jan. 12 Chamique Holdsclaw, Tennessee
- Jan. 18 Nettie Respondek, Vanderbilt
- Jan. 25 LaTasha Dorsey, LSU
- Feb. 1 Jennifer Fambrough, Mississippi State
- Feb. 9 Tiffany Wait, Kentucky
- Feb. 15 Dominique Canty, Alabama
- Feb. 22 Katrina Hibbert, LSU

### 2000

- Nov. 22 Tawana McDonald, Georgia
- Nov. 30 Tamika Catchings, Tennessee
- Dec. 6 April Brown, LSU
- Katrina Hibbert, LSU
- Dec. 13 Dana Cherry, Arkansas
- Jan. 3 LaTonya McDole, Kentucky
- Jan. 10 Zuzi Klimesova, Vanderbilt
- Jan. 17 LeCoe Willingham, Auburn
- Jan. 24 Deana Nolan, Georgia
- Jan. 31 Katrina Hibbert, LSU
- Kara Lawson, Tennessee
- Feb. 7 Karyn Karlin, Arkansas
- Feb. 14 Kelly Miller, Georgia
- Feb. 21 Annie Lester, South Carolina
- Feb. 28 Coco Miller, Georgia
- Marie Ferdinand, LSU

### 2001

- Nov. 20 Becky Myatt, Ole Miss
- Nov. 27 LaToya Thomas, Mississippi State
- Dec. 4 Brandi McCain, Florida
- Dec. 11 Tasha Hamilton, Auburn
- Dec. 18 Marie Ferdinand, LSU
- Jan. 3 Kelly Miller, Georgia
- Jan. 8 Teresa Geter, South Carolina

- Jan. 15 Semeka Randall, Tennessee
- Jan. 22 Wendi Willits, Arkansas
- Jan. 29 Vanessa Hayden, Florida
- Feb. 5 Gwen Jackson, Tennessee
- Feb. 12 Coco Miller, Georgia
- Feb. 19 LaToya Thomas, Mississippi State
- Feb. 26 Brandi McCain, Florida

### 2002

- Nov. 19 Zuzana Klimesova, Vanderbilt
- Nov. 26 Kelly Morrone, South Carolina
- Shaun Gortman, South Carolina
- Dec. 3 Chantelle Anderson, Vanderbilt
- Dec. 10 Vanessa Hayden, Florida
- Dec. 17 Tia Miller, Auburn
- Dec. 29 Tan White, Mississippi State
- Jan. 3 Vanessa Hayden, Florida
- Jan. 7 Cristina Ciocan, South Carolina
- Jan. 14 LaToya Thomas, Mississippi State
- Jan. 22 Zuzana Klimesova, Vanderbilt
- Jan. 28 Monique Cardenas, Florida
- Feb. 4 LaToya Thomas, Mississippi State
- Feb. 11 Kara Lawson, Tennessee
- Feb. 18 Aiysha Smith, LSU
- Feb. 25 LaToya Thomas, Mississippi State

### 2003

- Nov. 18 LaToya Thomas, Mississippi State
- Nov. 25 India Lewis, Arkansas
- Dec. 2 Jocelyn Penn, South Carolina
- Dec. 9 Natasha Brackett, Auburn
- Dec. 16 Beth Vice, Alabama
- Dec. 23 Bernice Mosby, Florida
- Dec. 30 Jocelyn Penn, South Carolina
- Jan. 6 Kara Lawson, Tennessee
- Jan. 13 Shameka Christon, Arkansas
- Jan. 19 Christi Thomas, Georgia
- Jan. 20 Gwen Jackson, Tennessee
- Jan. 27 Seimone Augustus, LSU
- Feb. 3 Sherill Baker, Georgia
- Feb. 10 Aiysha Smith, LSU
- Feb. 17 LaToya Thomas, Mississippi State
- Feb. 24 Chantelle Anderson, Vanderbilt

### 2004

- Nov. 17 SeSe Helm, Kentucky
- Nov. 24 Armintie Price, Ole Miss
- Dec. 1 Shyra Ely, Tennessee
- Dec. 8 Vanessa Hayden, Florida
- Dec. 15 Temeka Johnson, LSU
- Dec. 22 Jenni Benningfield, Vanderbilt
- Dec. 29 Seimone Augustus, LSU
- Jan. 5 Christi Thomas, Georgia
- Jan. 12 Shameka Christon, Arkansas
- Jan. 19 Shyra Ely, Tennessee
- Jan. 26 Tashia Moredhead, Florida
- Feb. 2 Shameka Christon, Arkansas
- Marita Payne, Auburn
- Feb. 9 Temeka Johnson, LSU
- Feb. 16 Carla Thomas, Vanderbilt
- Feb. 24 Vanessa Hayden, Florida

### 2005

- Nov. 22 Tasha Humphrey, Georgia
- Nov. 29 Natasha Brackett, Auburn
- Dec. 6 Tan White, Mississippi State
- Dec. 13 Bernice Mosby, Florida
- Dec. 21 Seimone Augustus, LSU
- Dec. 27 Armintie Price, Ole Miss
- Jan. 3 Tasha Humphrey, Georgia

- Jan. 10 Tamia Williams, Florida
- Alexis Hornbuckle, Tennessee
- Jan. 17 Sarah Elliott, Kentucky
- Jan. 24 Tasha Humphrey, Georgia
- Jan. 31 Abi Ramsey, Vanderbilt
- Feb. 7 Marita Payne, Auburn
- Feb. 14 Seimone Augustus, LSU
- Feb. 21 Armintie Price, Ole Miss
- Feb. 28 Dee Davis, Vanderbilt

### 2006

- Nov. 21 Seimone Augustus, LSU
- Nov. 28 Armintie Price, Ole Miss
- Dec. 5 Shanna Zolman, Tennessee
- Dec. 12 Brittany Davis, Florida
- Dec. 19 Sylvia Fowles, LSU
- Armintie Price, Ole Miss
- Dec. 26 Demetress Adams, South Carolina
- Jan. 2 Sylvia Fowles, LSU
- Jan. 10 Tasha Humphrey, Georgia
- Jan. 16 Candace Parker, Tennessee
- Jan. 23 Seimone Augustus, LSU
- Jan. 30 Sylvia Fowles, LSU
- Feb. 6 Sylvia Fowles, LSU
- Tasha Humphrey, Georgia
- Feb. 13 Seimone Augustus, LSU
- Feb. 20 Shanna Zolman, Tennessee
- Feb. 27 Sherill Baker, Georgia
- Seimone Augustus, LSU

### 2007

- Nov. 13 Melanie Johnson, South Carolina
- Nov. 20 Candace Parker, Tennessee
- Nov. 27 Candace Parker, Tennessee
- Dec. 4 Armintie Price, Ole Miss
- Dec. 11 Sylvia Fowles, LSU
- Dec. 18 Brittney Vaughn, Arkansas
- Dec. 23 Iva Sliskovic, South Carolina
- Jan. 1 DeWanna Bonner, Auburn
- Jan. 7 Armintie Price, Ole Miss
- Candace Parker, Tennessee
- Jan. 15 Armintie Price, Ole Miss
- Jan. 22 Tasha Humphrey, Georgia
- Jan. 29 Tasha Humphrey, Georgia
- Feb. 5 Armintie Price, Ole Miss
- Feb. 12 Candace Parker, Tennessee
- Feb. 19 Caroline Williams, Vanderbilt
- Feb. 26 Candace Parker, Tennessee

### 2008

- Nov. 11 Brittney Thomas, Florida
- Nov. 18 Candace Parker, Tennessee
- Nov. 25 Whitney Boddie, Auburn
- Dec. 2 Lauren Ervin, Arkansas
- Dec. 9 Demetress Adams, South Carolina
- Dec. 16 Candace Parker, Tennessee
- Dec. 22 Depree Bowden, Florida
- Dec. 30 Lauren Ervin, Arkansas
- Jan. 6 Quianna Chaney, LSU
- Jan. 13 Sylvia Fowles, LSU
- Jan. 20 Candace Parker, Tennessee
- Jan. 27 Sylvia Fowles, LSU
- Feb. 3 Quianna Chaney, LSU
- Feb. 10 Sylvia Fowles, LSU
- Feb. 17 Sylvia Fowles, LSU
- Feb. 24 Tasha Humphrey, Georgia
- Feb. 29 Merideth Marsh, Vanderbilt



## SEC PLAYERS OF THE WEEK

### 2009

Nov. 17 DeWanna Bonner, Auburn  
 Nov. 24 Sha Brooks, Florida  
 Dec. 1 Ashley Houts, Georgia  
 Dec. 8 Whitney Boddie, Auburn  
 Dec. 15 Alexis Rack, Mississippi State  
 Dec. 22 Sha Brooks, Florida  
 Dec. 29 No Games Played  
 Jan. 5 Victoria Dunlap, Kentucky  
 Jan. 12 DeWanna Bonner, Auburn  
 Jan. 19 Marshae Dotson, Florida  
 Jan. 26 DeWanna Bonner, Auburn  
 Feb. 2 Porsha Phillips, Georgia  
 Feb. 9 Sha Brooks, Florida  
 Feb. 16 Christina Wirth, Vanderbilt  
 Feb. 23 Charity Ford, Arkansas  
 Mar. 2 Ashley Houts, Georgia

### 2010

Nov. 15 Shekinna Stricklen, Tennessee  
 Nov. 22 Alexis Rack, Mississippi State  
 Nov. 29 Merideth Marsh, Vanderbilt  
 Dec. 6 Shekinna Stricklen, Tennessee  
 Dec. 13 Allison Hightower, LSU  
 Alexis Rack, Mississippi State  
 Dec. 20 Victoria Dunlap, Kentucky  
 Dec. 27 No Games Played  
 Jan. 3 Allison Hightower, LSU  
 Jan. 10 KeKe Carrier, Auburn  
 Jan. 17 Bianca Thomas, Ole Miss  
 Jan. 24 Nikki Byrd, Ole Miss  
 Jan. 31 Victoria Dunlap, Kentucky  
 Feb. 7 Victoria Dunlap, Kentucky  
 Feb. 14 Angie Bjorklund, Tennessee  
 Feb. 21 Victoria Dunlap, Kentucky  
 Feb. 28 Shekinna Stricklen, Tennessee

### 2011

Nov. 14 Tierney Jenkins, Alabama  
 Nov. 21 Victoria Dunlap, Kentucky  
 Nov. 28 Glory Johnson, Tennessee  
 Dec. 5 C'eira Ricketts, Arkansas  
 Dec. 12 Victoria Dunlap, Kentucky  
 Hannah Tuomi, Vanderbilt  
 Dec. 19 C'eira Ricketts, Arkansas  
 Dec. 22 Keyla Snowden, Kentucky  
 Jan. 2 Glory Johnson, Tennessee  
 Jan. 9 Sarah Watkins, Arkansas  
 Jan. 16 Blanche Alverson, Auburn  
 Jan. 23 LaSondra Barrett, LSU  
 Jan. 30 Glory Johnson, Tennessee  
 Feb. 6 Stephanie Holzer, Vanderbilt  
 Feb. 13 Shekinna Stricklen, Tennessee  
 Feb. 20 Erika Russell, Alabama  
 Feb. 27 Glory Johnson, Tennessee

### 2012

Nov. 11 C'eira Ricketts, Arkansas  
 Nov. 14 Jasmine James, Georgia  
 Nov. 21 Jasmine Lister, Vanderbilt  
 Nov. 28 A'dia Mathies, Kentucky  
 Christina Foggie, Vanderbilt  
 Dec. 6 A'dia Mathies, Kentucky  
 Dec. 12 La'Keisha Sutton, South Carolina  
 Dec. 19 Jennifer George, Florida  
 Dec. 26 Glory Johnson, Tennessee  
 Jan. 2 Glory Johnson, Tennessee  
 Jan. 9 A'dia Mathies, Kentucky  
 Jan. 16 Sarah Watkins, Arkansas

Jan. 23 Christina Foggie, Vanderbilt  
 Jan. 30 Markeshia Grant, South Carolina  
 Feb. 6 Anne Marie Armstrong, Georgia  
 Feb. 13 Shekinna Stricklen, Tennessee  
 Feb. 20 Meredith Mitchell, Georgia

### 2013

Nov. 12 Tyrese Tanner, Auburn  
 Nov. 19 Daisha Simmons, Alabama  
 Nov. 26 Keira Peak, Arkansas  
 Dec. 3 Meighan Simmons, Tennessee  
 Dec. 10 DeNesha Stallworth, Kentucky  
 Dec. 17 Hasina Muhammad, Auburn  
 Dec. 24 Kelsey Bone, Texas A&M  
 Dec. 31 Valencia McFarland, Ole Miss  
 Jan. 7 Kelsey Bone, Texas A&M  
 Jan. 14 Jasmine Hassell, Georgia  
 Jan. 21 A'dia Mathies, Kentucky  
 Jan. 28 Ieasia Walker, South Carolina  
 Feb. 4 Khaalidah Miller, Georgia  
 Feb. 11 A'dia Mathies, Kentucky  
 Feb. 18 Kelsey Bone, Texas A&M  
 Feb. 25 Tiffany Clarke, Vanderbilt  
 Mar. 4 Cierra Burdick, Tennessee

### 2014

Nov. 11: DaShawn Harden, LSU  
 Nov. 18: Ariel Massengale, Tennessee  
 Nov. 25: Tia Faleru, Ole Miss  
 Bri Kulas, Missouri  
 Dec. 2: DeNesha Stallworth, Kentucky  
 Dec. 9: Jennifer O'Neill, Kentucky  
 Dec. 16: Martha Alwal, Mississippi State  
 Dec. 23: Daisha Simmons, Alabama  
 Dec. 30: Jatterra Bonds, Florida  
 Jan. 6: Jatterra Bonds, Florida  
 Jan. 13: Jasmine Lister, Vanderbilt  
 Jan. 20: Courtney Walker, Texas A&M  
 Jan. 27: Theresa Plaisance, LSU  
 Feb. 3: Cierra Burdick, Tennessee  
 Feb. 10: Kayla Lewis, Florida  
 Aleighsa Welch, South Carolina  
 Feb. 17: Jennifer O'Neill, Kentucky  
 Feb. 24: Martha Alwal, Mississippi State  
 March 3: Jordan Jones, Texas A&M

### 2015

Nov. 17: Courtney Walker, Texas A&M  
 Nov. 24: Ashley Williams, Alabama  
 Dec. 1: Kelsey Brooks, Arkansas  
 Dec. 8: Janee Thompson, Kentucky  
 Dec. 15: Kelsey Brooks, Arkansas  
 Dec. 22: Tia Faleru, Ole Miss  
 Dec. 29: Isabelle Harrison, Tennessee  
 Jan. 5: Janee Thompson, Kentucky  
 Jan. 12: Tiaria Griffin, Georgia  
 Cierra Burdick, Tennessee  
 Jan. 19: Danielle Ballard, LSU  
 Jan. 26: Isabelle Harrison, Tennessee  
 Feb. 2: Cierra Burdick, Tennessee  
 Feb. 9: Raigyne Moncrief, LSU  
 Feb. 16: Jessica Jackson, Arkansas  
 Makayla Epps, Kentucky  
 Feb. 23: Courtney Walker, Texas A&M  
 Mar. 2: Jordan Frericks, Missouri



# HONORS

ALABAMA • ARKANSAS • AUBURN • FLORIDA • GEORGIA • KENTUCKY • LSU • OLE MISS

## SEC FRESHMEN OF THE WEEK

### 2006

- Nov. 21 Whitney Jones, Arkansas
- Nov. 28 Sha Brooks, Florida
- Dec. 5 Candace Parker, Tennessee
- Dec. 12 Carly Ormerod, Kentucky
- Dec. 19 Candace Parker, Tennessee
- Dec. 26 Demetress Adams, South Carolina
- Jan. 2 Sha Brooks, Florida
- Jan. 10 Candace Parker, Tennessee
- Jan. 16 Candace Parker, Tennessee
- Jan. 23 Marshae Dotson, Florida
- Jan. 30 DeWanna Bonner, Auburn
- Feb. 6 Sha Brooks, Florida
- Feb. 13 Carly Ormerod, Kentucky
- Feb. 20 Candace Parker, Tennessee
- Feb. 27 Sha Brooks, Florida

### 2007

- Nov. 13 Ashley Houts, Georgia
- Nov. 20 Christy Marshall, Georgia
- Nov. 27 Donica Cosby, Arkansas
- Dec. 4 Ashley Houts, Georgia
- Dec. 11 Alliesha Easley, Ole Miss
- Dec. 18 Angel Robinson, Georgia
- Dec. 23 Tysheka Grimes, Mississippi State
- Jan. 1 Alexis Rack, Mississippi State
- Jan. 7 Allison Hightower, LSU
- Jan. 15 Alliesha Easley, Ole Miss
- Jan. 22 Ashley Houts, Georgia
- Jan. 29 Alexis Rack, Mississippi State
- Bethany Washington, Mississippi State
- Feb. 5 Angel Robinson, Georgia
- Feb. 12 Porsha Phillips, LSU
- Feb. 19 Christy Marshall, Georgia
- Feb. 26 Ashley Houts, Georgia

### 2008

- Nov. 11 Jordan Jones, South Carolina
- Nov. 18 Alli Smalley, Auburn
- Nov. 25 Victoria Dunlap, Kentucky
- Dec. 2 Kayla Melson, Ole Miss
- Dec. 9 Angie Bjorklund, Tennessee
- Dec. 16 Angie Bjorklund, Tennessee
- Dec. 22 Tierney Jenkins, Alabama
- Dec. 30 Amber Smith, Kentucky
- Jan. 6 Angie Bjorklund, Tennessee
- Jan. 13 Victoria Dunlap, Kentucky
- Jan. 20 Hannah Tuomi, Vanderbilt
- Jan. 27 Angie Bjorklund, Tennessee
- Feb. 3 Cassie Moore, Auburn
- Feb. 10 Victoria Dunlap, Kentucky
- Feb. 17 Angela Puleo, Georgia
- Feb. 24 Vicki Baugh, Tennessee
- Feb. 29 Angie Bjorklund, Tennessee

### 2009

- Nov. 17 Glory Johnson, Tennessee
- Nov. 24 C'eira Ricketts, Arkansas
- Dec. 1 Glory Johnson, Tennessee
- Dec. 8 Nikki Byrd, Ole Miss
- Dec. 15 Ndidi Manu, Florida
- Dec. 22 Shekinna Stricklen, Tennessee
- Dec. 29 No Games Played
- Jan. 5 Shekinna Stricklen, Tennessee
- Jan. 12 LaSondra Barrett, LSU
- Jan. 19 C'eira Ricketts, Arkansas
- Jan. 26 C'eira Ricketts, Arkansas
- Feb. 2 LaSondra Barrett, LSU
- Feb. 9 C'eira Ricketts, Arkansas
- Feb. 16 C'eira Ricketts, Arkansas

- Feb. 23 LaSondra Barrett, LSU
- Mar. 2 LaSondra Barrett, LSU

### 2010

- Nov. 15 Jasmine James, Georgia
- Nov. 22 Kelsey Bone, South Carolina
- Nov. 29 Jasmine James, Georgia
- Dec. 6 A'dia Mathies, Kentucky
- Dec. 13 Tiffany Clarke, Vanderbilt
- Dec. 20 Jasmine James, Georgia
- Dec. 27 No Games Played
- Jan. 3 Tiffany Clarke, Vanderbilt
- Jan. 10 Jasmine James, Georgia
- Jan. 17 Kelsey Bone, South Carolina
- Jan. 24 Jasmine Hassell, Georgia
- Jan. 31 A'dia Mathies, Kentucky
- Feb. 7 Kelsey Bone, South Carolina
- Feb. 14 Quistelle Williams, Arkansas
- Feb. 21 A'dia Mathies, Kentucky
- Feb. 28 Jasmine James, Georgia

### 2011

- Nov. 14 Stephanie Holzer, Vanderbilt
- Nov. 21 Jasmine Robinson, Alabama
- Nov. 28 Kaneisha Horn, Alabama
- Dec. 5 Meighan Simmons, Tennessee
- Dec. 12 Pa'Sonna Hope, Ole Miss
- Dec. 19 Meighan Simmons, Tennessee
- Dec. 22 Brittany Shine, Florida
- Jan. 2 Khaalidah Miller, Georgia
- Jan. 9 Khaalidah Miller, Georgia
- Jan. 16 Bernisha Pinkett, Kentucky
- Jan. 23 Jennifer O'Neill, Kentucky
- Jan. 30 Jaterra Bonds, Florida
- Feb. 6 Khaalidah Miller, Georgia
- Feb. 13 Meighan Simmons, Tennessee
- Feb. 20 Keira Peak, Arkansas
- Feb. 27 Jaterra Bonds, Florida

### 2012

- Nov. 11 Marta Alwal, Mississippi State
- Nov. 14 Bria Goss, Kentucky
- Nov. 21 Aneesha Daniels, Alabama
- Nov. 28 Ariel Massengale, Tennessee
- Dec. 6 Bria Goss, Kentucky
- Dec. 12 Krystal Forthan, LSU
- Dec. 19 Hasina Muhamad, Auburn
- Dec. 26 Erika Ford, Georgia
- Jan. 2 Aleighsa Welch, South Carolina
- Jan. 9 Krystal Forthan, LSU
- Ariel Massengale, Tennessee
- Jan. 16 Bria Goss, Kentucky
- Jan. 23 Kady Schran, Vanderbilt
- Jan. 30 Krista Donald, Georgia
- Feb. 6 Calli Berna, Arkansas
- Feb. 13 Cierra Burdick, Tennessee
- Feb. 20 Bria Goss, Kentucky

### 2013

- Nov. 12 Bashaara Graves, Tennessee
- Nov. 19 Tiffany Mitchell, South Carolina
- Nov. 26 Danielle Ballard, LSU
- Dec. 3 Bashaara Graves, Tennessee
- Dec. 10 Sydney Moss, Florida
- Dec. 17 Sherise Williams, Mississippi State
- Maddie Stock, Missouri
- Dec. 24 Danielle Ballard, LSU
- Dec. 31 Bashaara Graves, Tennessee
- Jan. 7 Danielle Ballard, LSU
- Jan. 14 Bashaara Graves, Tennessee

- Jan. 21 Tiffany Mitchell, South Carolina
- Jan. 28 Peyton Little, Texas A&M
- Feb. 4 Lianna Doty, Missouri
- Feb. 11 Courtney Walker, Texas A&M
- Feb. 18 Danielle Ballard, LSU
- Feb. 25 Shacobia Barbee, Georgia
- Mar. 4 Danielle Ballard, LSU

### 2014

- Nov. 11: Ronni Williams, Florida
- Nov. 18: Alaina Coates, South Carolina
- Nov. 25: Jessica Jackson, Arkansas
- Dec. 2: Raigyne Moncrief, LSU
- Dec. 9: Jessica Jackson, Arkansas
- Dec. 16: Linnae Harper, Kentucky
- Dec. 23: Dominique Dillingham, Mississippi State
- Dec. 30: Mercedes Russell, Tennessee
- Jan. 6: Alaina Coates, South Carolina
- Jan. 13: Alaina Coates, South Carolina
- Jan. 20: Jessica Jackson, Arkansas
- Jan. 27: Ashley Williams, Alabama
- Feb. 3: Alaina Coates, South Carolina
- Ronni Williams, Florida
- Feb. 10: Raigyne Moncrief, LSU
- Feb. 17: Breanna Richardson, Mississippi State
- Feb. 24: Ashley Williams, Alabama
- March 3: Alaina Coates, South Carolina

### 2015

- Nov. 17: Morgan William, Mississippi State
- Nov. 24: Victoria Vivians, Mississippi State
- Dec. 1: A'ja Wilson, South Carolina
- Dec. 8: A'ja Wilson, South Carolina
- Dec. 15: Alexis Jennings, Kentucky
- Dec. 22: Victoria Vivians, Mississippi State
- Dec. 29: Alexis Jennings, Kentucky
- Jan. 5: A'ja Wilson, South Carolina
- Jan. 12: A'Queen Hayes, Ole Miss
- Jan. 19: McKinley Bostad, Arkansas
- Jan. 26: Mackenzie Engram, Georgia
- Feb. 2: A'ja Wilson, South Carolina
- Feb. 9: Morgan William, Mississippi State
- Feb. 16: Victoria Vivians, Mississippi State
- A'ja Wilson, South Carolina
- Feb. 23: Victoria Vivians, Mississippi State
- Mar. 2: Jazmine Jones, Auburn





## SEC ACADEMIC HONOR ROLL

### 1983

Beth Bryant . . . . . Auburn  
 Terri Hartman . . . . . Florida  
 Madeline Doucet . . . . . LSU  
 Dana Fortenberry . . . . . Ole Miss  
 Tanya Haave . . . . . Tennessee

### 1984

Beth Bryant . . . . . Auburn  
 Cindy Sagreta . . . . . Auburn  
 Donna Martin . . . . . Kentucky  
 Jody Runge . . . . . Kentucky  
 Susan Dixon . . . . . LSU  
 Madeline Doucet . . . . . LSU  
 Polly Branch . . . . . Mississippi State  
 Tanya Haave . . . . . Tennessee  
 Linda Ray . . . . . Tennessee  
 Barbara Brackman . . . . . Vanderbilt

### 1985

Sandra Rushing . . . . . Alabama  
 Keturah Bell . . . . . Florida  
 Sharon Jenkins . . . . . Florida  
 Barbara Bootz . . . . . Georgia  
 Michele Miller . . . . . Kentucky  
 Diane Stephens . . . . . Kentucky  
 Madeline Doucet . . . . . LSU  
 Teresa Hayman . . . . . Ole Miss  
 Fonda Phillips . . . . . Mississippi State  
 Cara Stokes . . . . . Mississippi State  
 Christine Castle . . . . . Mississippi State  
 Linda Ray . . . . . Tennessee  
 Tina Blair . . . . . Vanderbilt

### 1986

Shelly Pyles . . . . . Alabama  
 Barbara Bootz . . . . . Georgia  
 Teresa Edwards . . . . . Georgia  
 Susie Gardner . . . . . Georgia  
 Laurie Hudgens . . . . . Kentucky  
 Michelle Miller . . . . . Kentucky  
 Teresa Hayman . . . . . Ole Miss  
 Polly Branch . . . . . Mississippi State  
 Christine Castle . . . . . Mississippi State  
 Ann Lashley . . . . . Mississippi State  
 Alicia Pouncey . . . . . Mississippi State  
 Cara Stokes . . . . . Mississippi State  
 Dana Tucker . . . . . Vanderbilt

### 1987

Shelly Pyles . . . . . Alabama  
 Susan Marie Stoddard . . . . . Florida  
 Lisa Andrea Webb . . . . . Florida  
 Barbara Bootz . . . . . Georgia  
 Desiree Drummond . . . . . Ole Miss  
 Teresa Hayman . . . . . Ole Miss  
 Polly Branch . . . . . Mississippi State  
 Jennifer Tuggle . . . . . Tennessee  
 Jennifer Jill Goldberg . . . . . Vanderbilt

### 1988

Julie Ann Beaty . . . . . Alabama

Shelly Pyles . . . . . Alabama  
 Ruthie Bolton . . . . . Auburn  
 Lotta Frenssen . . . . . Auburn  
 Karen Galloway . . . . . Auburn  
 Lynn Stevenson . . . . . Auburn  
 Whitney Meier . . . . . LSU  
 Jennifer Tuggle . . . . . Tennessee  
 Lisa Webb . . . . . Tennessee  
 Kristin Becker . . . . . Vanderbilt  
 Jennifer Goldberg . . . . . Vanderbilt  
 Nicole Marcelli . . . . . Vanderbilt

### 1989

Julie Beaty . . . . . Alabama  
 Tracy Bowden . . . . . Alabama  
 Ruthie Bolton . . . . . Auburn  
 Lynn Stevenson . . . . . Auburn  
 Tena DeVore . . . . . Georgia  
 Melissa McCray . . . . . Tennessee  
 Kris Becker . . . . . Vanderbilt  
 Dorothy Carroll . . . . . Vanderbilt  
 Deborah Denton . . . . . Vanderbilt  
 Jill Goldberg . . . . . Vanderbilt  
 Nicole Marcelli . . . . . Vanderbilt  
 Wendy Scholtens . . . . . Vanderbilt

### 1990

Julie Beaty . . . . . Alabama  
 Tracy Bowden . . . . . Alabama  
 Sissy Braden . . . . . Alabama  
 Lynn Stevenson . . . . . Auburn  
 Teresa Brown . . . . . Florida  
 Kellye Cargile . . . . . Florida  
 Casandra Washington . . . . . Florida  
 Tena DeVore . . . . . Georgia  
 Tammye Jenkins . . . . . Georgia  
 Vanessa Foster-Sutton . . . . . Kentucky  
 Gail Eaves . . . . . Ole Miss  
 Ida Derricks . . . . . Mississippi State  
 Dennie Reynolds . . . . . Mississippi State  
 Jennifer Rucker . . . . . Mississippi State  
 Melissa Thomas . . . . . Mississippi State  
 Tonya Edwards . . . . . Tennessee  
 Debbie Hawhee . . . . . Tennessee  
 Debbie Scott . . . . . Tennessee  
 Kris Becker . . . . . Vanderbilt  
 Jeannie Carroll . . . . . Vanderbilt  
 Jade Huntington . . . . . Vanderbilt  
 Sarah Mannes . . . . . Vanderbilt  
 Wendy Scholtens . . . . . Vanderbilt

### 1991

Tracy Bowden . . . . . Alabama  
 Leslie Claybrook . . . . . Alabama  
 Stacey Franklin . . . . . Alabama  
 Laura Vaughn . . . . . Alabama  
 Kendra Willis . . . . . Alabama  
 Lynn Stevenson . . . . . Auburn  
 Teresa Brown . . . . . Florida  
 Stacey Ford . . . . . Georgia  
 Tammye Jenkins . . . . . Georgia  
 Camille Lowe . . . . . Georgia  
 Mia Daniel . . . . . Kentucky  
 Cathy Proctor . . . . . Kentucky  
 Wendi Widdle . . . . . LSU

Gail Eaves . . . . . Ole Miss  
 Kristen Goehring . . . . . Ole Miss  
 Bobbie Sue Braddock . . . . . Mississippi State  
 Ida Derricks . . . . . Mississippi State  
 Jennifer Rucker . . . . . Mississippi State  
 Erica Simmons . . . . . Mississippi State  
 Melissa Thomas . . . . . Mississippi State  
 Jody Adams . . . . . Tennessee  
 Regina Clark . . . . . Tennessee  
 Debbie Hawhee . . . . . Tennessee  
 Christine Dunn . . . . . Vanderbilt  
 Jade Huntington . . . . . Vanderbilt  
 Michelle Kennedy . . . . . Vanderbilt  
 Lisa King . . . . . Vanderbilt  
 Lori King . . . . . Vanderbilt  
 Sarah Mannes . . . . . Vanderbilt

### 1992

Leslie Claybrook . . . . . Alabama  
 Stacey Franklin . . . . . Alabama  
 Amber Nicholas . . . . . Arkansas  
 Blair Savage . . . . . Arkansas  
 Angie Kennan . . . . . Auburn  
 Teresa Brown . . . . . Florida  
 Amanda Butler . . . . . Florida  
 Kerry Cremeans . . . . . Florida  
 Candie Wilkie . . . . . Florida  
 LaTasha Garrison . . . . . Florida  
 Camille Lowe . . . . . Georgia  
 Kristi Cushenberry . . . . . Kentucky  
 Jennifer Gray . . . . . Kentucky  
 Stacy McIntyre . . . . . Kentucky  
 Rebekah Reasor . . . . . Kentucky  
 Miriam Farr . . . . . LSU  
 Carla Berry . . . . . LSU  
 Susan Byrd . . . . . Ole Miss  
 Gail Eaves . . . . . Ole Miss  
 Kristen Goehring . . . . . Ole Miss  
 Jackie Martin . . . . . Ole Miss  
 Ida Derricks . . . . . Mississippi State  
 Michelle Gossage . . . . . Mississippi State  
 Tammy Newlon . . . . . Mississippi State  
 Erica Simmons . . . . . Mississippi State  
 Melissa Thomas . . . . . Mississippi State  
 Nicki Bass . . . . . South Carolina  
 Treka McMillan . . . . . South Carolina  
 Melissa Thomas . . . . . South Carolina  
 Jody Adams . . . . . Tennessee  
 Regina Clark . . . . . Tennessee  
 Peggy Evans . . . . . Tennessee  
 Debbie Hawhee . . . . . Tennessee  
 Kimberly Allen . . . . . Vanderbilt  
 Christine Dunn . . . . . Vanderbilt  
 Jade Huntington . . . . . Vanderbilt  
 Michelle Kennedy . . . . . Vanderbilt  
 Lisa King . . . . . Vanderbilt  
 Lori King . . . . . Vanderbilt  
 Sarah Mannes . . . . . Vanderbilt  
 Julie Powell . . . . . Vanderbilt  
 Leslie Smith . . . . . Vanderbilt

### 1993

Leslie Claybrook . . . . . Alabama  
 Angela Davis . . . . . Arkansas  
 Blair Savage . . . . . Arkansas  
 Tracie Crawford . . . . . Auburn



# HONORS

ALABAMA • ARKANSAS • AUBURN • FLORIDA • GEORGIA • KENTUCKY • LSU • OLE MISS

## SEC ACADEMIC HONOR ROLL

Angie Kennan . . . . . Auburn  
 Delmanetta Barlow . . . . . Florida  
 Amanda Butler . . . . . Florida  
 Kerry Cremeans . . . . . Florida  
 LaTonya McGhee . . . . . Florida  
 Camille Lowe . . . . . Georgia  
 Miriam Lowe . . . . . Georgia  
 Deborah Reese . . . . . Georgia  
 Jennifer Gray . . . . . Kentucky  
 Karri Koach . . . . . Kentucky  
 Cathy Proctor . . . . . Kentucky  
 Miriam Farr . . . . . LSU  
 Kristen Goehring . . . . . Ole Miss  
 Tara Barr . . . . . Mississippi State  
 Michelle Gossage . . . . . Mississippi State  
 Tammy Newlon . . . . . Mississippi State  
 Erica Simmons . . . . . Mississippi State  
 Nicole Bass . . . . . South Carolina  
 Wendy Moss . . . . . South Carolina  
 Lisa Harrison . . . . . Tennessee  
 Rhonda Blades . . . . . Vanderbilt  
 Heidi Gillingham . . . . . Vanderbilt  
 Shelley Jarrard . . . . . Vanderbilt  
 Lisa King . . . . . Vanderbilt  
 Misty Lamb . . . . . Vanderbilt  
 Julie Powell . . . . . Vanderbilt

### 1994

Niesa Johnson . . . . . Alabama  
 Carla Koonce . . . . . Alabama  
 Sarah Smith . . . . . Alabama  
 Madonna Thompson . . . . . Alabama  
 Angie Kennan . . . . . Auburn  
 Amanda Butler . . . . . Florida  
 Kerry Cremeans . . . . . Florida  
 Vera Jardim . . . . . Georgia  
 Deborah Reese . . . . . Georgia  
 Jennifer Gray . . . . . Kentucky  
 Karri Koach . . . . . Kentucky  
 Julie Swarens . . . . . Kentucky  
 Stacey Reed . . . . . Kentucky  
 Miriam Farr . . . . . LSU  
 Melody Lormand . . . . . LSU  
 Tammy Newlon . . . . . Mississippi State  
 Michelle Gossage . . . . . Mississippi State  
 Nikki Bass . . . . . South Carolina  
 Wendy Moss . . . . . South Carolina  
 Rochone Dilligard . . . . . Tennessee  
 Michelle Marciniak . . . . . Tennessee  
 Vonda Ward . . . . . Tennessee  
 Rhonda Blades . . . . . Vanderbilt  
 Heidi Gillingham . . . . . Vanderbilt  
 Julie Powell . . . . . Vanderbilt

### 1995

Leah Moneight . . . . . Alabama  
 Sarah Smith . . . . . Alabama  
 Marlene Stevenson . . . . . Alabama  
 Madonna Thompson . . . . . Alabama  
 Tonya Tice . . . . . Alabama  
 Takilya Davis . . . . . Florida  
 Tiffany Walker . . . . . Georgia  
 Karri Koach . . . . . Kentucky  
 Julie Swarens-Beickman . . . . . Kentucky  
 Melody Lormand . . . . . LSU  
 Susan Byrd . . . . . Ole Miss

Sabrina McNair . . . . . Ole Miss  
 Leslie Pinkerton . . . . . Ole Miss  
 Kim Rosamond . . . . . Ole Miss  
 Regan Seybert . . . . . Ole Miss  
 Jemmye Ann Helms . . . . . Mississippi State  
 Jennifer Randall . . . . . South Carolina  
 Abby Conklin . . . . . Tennessee  
 Nikki McCray . . . . . Tennessee  
 Rhonda Blades . . . . . Vanderbilt  
 Angela Gorsica . . . . . Vanderbilt  
 Michelle Palmisano . . . . . Vanderbilt

### 1996

Cara Crosslin . . . . . Alabama  
 Pam Duncan . . . . . Alabama  
 Leah Monteith . . . . . Alabama  
 Jennifer Teeple . . . . . Alabama  
 Christy Smith . . . . . Arkansas  
 Tamika Slade . . . . . Auburn  
 Chanda Stebbins . . . . . Florida  
 Kedra Holland . . . . . Georgia  
 Tracy Walls . . . . . Georgia  
 Julie Swarens-Beickman . . . . . Kentucky  
 Celeste Gehring . . . . . LSU  
 Melody Lormand . . . . . LSU  
 Stacy Smith-Elliott . . . . . LSU  
 Leslie Pinkerton . . . . . Ole Miss  
 Kim Rosamond . . . . . Ole Miss  
 Regan Seybert . . . . . Ole Miss  
 Stacie Farris . . . . . Mississippi State  
 Jemmye Ann Helms . . . . . Mississippi State  
 Abby Conklin . . . . . Tennessee  
 Brynae Laxton . . . . . Tennessee  
 Michelle Marciniak . . . . . Tennessee  
 Mara Cunningham . . . . . Vanderbilt  
 Angela Gorsica . . . . . Vanderbilt  
 Michelle Palmisano . . . . . Vanderbilt  
 Nettie Respondek . . . . . Vanderbilt  
 Sheri Sam . . . . . Vanderbilt

### 1997

Pam Duncan . . . . . Alabama  
 Leah Monteith . . . . . Alabama  
 Jennifer Teeple . . . . . Alabama  
 Yolanda Watkins . . . . . Alabama  
 Shaka Massey . . . . . Arkansas  
 Carrie Parker . . . . . Arkansas  
 Taqueta Roberson . . . . . Arkansas  
 Christy Smith . . . . . Arkansas  
 Kimberly Wilson . . . . . Arkansas  
 Tiffany Wright . . . . . Arkansas  
 Justine Agbatan . . . . . Auburn  
 Jodi Morris . . . . . Auburn  
 Tamika Slade . . . . . Auburn  
 Bea Jacobs . . . . . Florida  
 Chanda Stebbins . . . . . Florida  
 Rachel Powell . . . . . Georgia  
 Tiffany Walker . . . . . Georgia  
 Tiffany Wait . . . . . Kentucky  
 Aga Cieslak . . . . . LSU  
 Celeste Gehring . . . . . LSU  
 Keia Howell . . . . . LSU  
 Jenny Gadd . . . . . Ole Miss  
 Kim Rosamond . . . . . Ole Miss  
 Regan Seybert . . . . . Ole Miss  
 Stacie Farris . . . . . Mississippi State

LaToya Graham . . . . . Mississippi State  
 Jemmye Ann Helms . . . . . Mississippi State  
 Evette Porter . . . . . Mississippi State  
 Sabrina Scott . . . . . Mississippi State  
 Cindy Kelly . . . . . South Carolina  
 Audrey Ramsey . . . . . South Carolina  
 Lisa Williams . . . . . South Carolina  
 Abby Conklin . . . . . Tennessee  
 Kellie Jolly . . . . . Tennessee  
 Brynae Laxton . . . . . Tennessee  
 Angela Gorsica . . . . . Vanderbilt  
 Beth Ostendorf . . . . . Vanderbilt  
 Lisa Ostrom . . . . . Vanderbilt  
 Michelle Palmisano . . . . . Vanderbilt  
 Nettie Respondek . . . . . Vanderbilt

### 1998

Reagan Croyle . . . . . Alabama  
 Pam Duncan . . . . . Alabama  
 Leah Goss . . . . . Alabama  
 Kidada Holtzclaw . . . . . Alabama  
 Karyn Karlin . . . . . Arkansas  
 Carrie Satterfield . . . . . Arkansas  
 Christy Smith . . . . . Arkansas  
 Tiffany Wright . . . . . Arkansas  
 Justine Agbatan . . . . . Auburn  
 Krisztina Bernath . . . . . Auburn  
 Beatrice Jacobs . . . . . Florida  
 Erin O'Neil . . . . . Florida  
 Fain Spurlock . . . . . Georgia  
 Tiffany Wait . . . . . Kentucky  
 Ashley Bankston . . . . . LSU  
 Casside Buck . . . . . LSU  
 Stacey Newton . . . . . LSU  
 Jennifer Gadd . . . . . Ole Miss  
 Kimberly Rosamond . . . . . Ole Miss  
 Lesli Vollrath . . . . . Ole Miss  
 Stacie Farris . . . . . Mississippi State  
 Ilisha Jarrett . . . . . Mississippi State  
 Barbara Thomas . . . . . Mississippi State  
 Elizabeth Wamsley . . . . . Mississippi State  
 Shanta Jeffcoat . . . . . South Carolina  
 Rachell Lee . . . . . South Carolina  
 Lisa Williams . . . . . South Carolina  
 Niya Butts . . . . . Tennessee  
 Kellie Jolly . . . . . Tennessee  
 Brynae Laxton . . . . . Tennessee  
 Laurie Milligan . . . . . Tennessee  
 Beth Ostendorf . . . . . Vanderbilt  
 Lisa Ostrom . . . . . Vanderbilt  
 Paige Redman . . . . . Vanderbilt  
 Candice Storey . . . . . Vanderbilt

### 1999

Kari Belcher . . . . . Alabama  
 Reagan Croyle . . . . . Alabama  
 Karyn Karlin . . . . . Arkansas  
 Wendi Willits . . . . . Arkansas  
 Kris Bernath . . . . . Auburn  
 Jennifer Jespersen . . . . . Auburn  
 Tiffany Krantz . . . . . Auburn  
 Erin McGinnis . . . . . Auburn  
 Monica Williams . . . . . Auburn  
 Talatha Bingham . . . . . Florida  
 Candace Cunningham . . . . . Florida  
 Tamara Stocks . . . . . Florida



## SEC ACADEMIC HONOR ROLL

Coco Miller . . . . . Georgia  
 Kelly Miller . . . . . Georgia  
 Laura Meadows . . . . . Kentucky  
 Katie Vieth . . . . . Kentucky  
 Tiffany Wait . . . . . Kentucky  
 Ashley Bankston . . . . . LSU  
 Marie Ferdinand . . . . . LSU  
 Katrina Hibbert . . . . . LSU  
 Stacey Newton . . . . . LSU  
 Tanya Bolden . . . . . Ole Miss  
 Jennifer Gadd . . . . . Ole Miss  
 Stephanie Murphy . . . . . Ole Miss  
 Becky Myatt . . . . . Ole Miss  
 Julianne Signaigo . . . . . Ole Miss  
 Lesli Vollrath . . . . . Ole Miss  
 Ilisha Jarrett . . . . . Mississippi State  
 Meadow Overstreet . . . . . Mississippi State  
 Barbara Thomas . . . . . Mississippi State  
 Elizabeth Wamsley . . . . . Mississippi State  
 Shanta Jeffcoat . . . . . South Carolina  
 Casie Key . . . . . South Carolina  
 Lisa Williams . . . . . South Carolina  
 Niya Butts . . . . . Tennessee  
 Tamika Catchings . . . . . Tennessee  
 Kristen Clement . . . . . Tennessee  
 Kellie Jolly . . . . . Tennessee  
 Chavonne Hammond . . . . . Vanderbilt  
 Beth Ostendorf . . . . . Vanderbilt  
 Katie Janky . . . . . Vanderbilt  
 Paige Redman . . . . . Vanderbilt  
 Candice Storey . . . . . Vanderbilt

### 2000

Kari Belcher . . . . . Alabama  
 Celia Anderson . . . . . Arkansas  
 Karyn Karlin . . . . . Arkansas  
 Brandi Whitehead . . . . . Arkansas  
 Wendi Willits . . . . . Arkansas  
 Amy Wright . . . . . Arkansas  
 Kris Bernath . . . . . Auburn  
 Jennifer Jespersen . . . . . Auburn  
 Tiffany Krantz . . . . . Auburn  
 Monique Cardenas . . . . . Florida  
 Misty Knight . . . . . Florida  
 Lindsey DeLoach . . . . . Florida  
 Kelly Freeman . . . . . Florida  
 Tiffany Travis . . . . . Florida  
 Coco Miller . . . . . Georgia  
 Kelly Miller . . . . . Georgia  
 Carolyn Alexander . . . . . Kentucky  
 Natalie Martinez . . . . . Kentucky  
 Laura Meadows . . . . . Kentucky  
 Katie Vieth . . . . . Kentucky  
 Tiffany Wait . . . . . Kentucky  
 Angelia Crockett . . . . . LSU  
 Tanya Bolden . . . . . Ole Miss  
 Takela Corbitt . . . . . Ole Miss  
 TaShondrea Moton . . . . . Ole Miss  
 Becky Myatt . . . . . Ole Miss  
 Stephanie Murphy . . . . . Ole Miss  
 Chandra Dorsey . . . . . Ole Miss  
 Jennifer Fambrough . . . . . Mississippi State  
 Cynthia Hall . . . . . Mississippi State  
 Tamela Martin . . . . . Mississippi State  
 Meadow Overstreet . . . . . Mississippi State  
 Barbara Thomas . . . . . Mississippi State  
 Courtney Graham . . . . . Mississippi State

Ilisha Jarrett . . . . . Mississippi State  
 Nitra Perry . . . . . Mississippi State  
 Elizabeth Wamsley . . . . . Mississippi State  
 Crishna Hill . . . . . South Carolina  
 Shanta Jeffcoat . . . . . South Carolina  
 Casie Key . . . . . South Carolina  
 Shannon Segres . . . . . South Carolina  
 Niya Butts . . . . . Tennessee  
 Amanda Canon . . . . . Tennessee  
 Sarah Edwards . . . . . Tennessee  
 Semeka Randall . . . . . Tennessee  
 Jillian Danker . . . . . Vanderbilt  
 Chavonne Hammond . . . . . Vanderbilt  
 Zuzana Klimesova . . . . . Vanderbilt  
 Ashley Smith . . . . . Vanderbilt  
 Candice Storey . . . . . Vanderbilt

### 2001

Celia Anderson . . . . . Arkansas  
 Wendi Willits . . . . . Arkansas  
 Tiffany Krantz . . . . . Auburn  
 Monique Cardenas . . . . . Florida  
 Lindsey DeLoach . . . . . Florida  
 Misty Knight . . . . . Florida  
 Mary Beth Lycett . . . . . Georgia  
 Kelly McEntire . . . . . Georgia  
 Coco Miller . . . . . Georgia  
 Kelly Miller . . . . . Georgia  
 Stephanie Christman . . . . . Kentucky  
 Tiffany Wait . . . . . Kentucky  
 Katherine Vieth . . . . . Kentucky  
 Natalie Martinez . . . . . Kentucky  
 Laura Meadows . . . . . Kentucky  
 Nakisha James . . . . . LSU  
 Allison Weiner . . . . . LSU  
 Takela Corbitt . . . . . Ole Miss  
 Shayla Day . . . . . Ole Miss  
 Von Kirk . . . . . Ole Miss  
 Tashondrea Moton . . . . . Ole Miss  
 Stephanie Murphy . . . . . Ole Miss  
 Becky Myatt . . . . . Ole Miss  
 Jennifer Fambrough . . . . . Mississippi State  
 Meadow Overstreet . . . . . Mississippi State  
 Crishna Hill . . . . . South Carolina  
 Kelly Morrone . . . . . South Carolina  
 Shannon Segres . . . . . South Carolina  
 Amanda Canon . . . . . Tennessee  
 Kristen Clement . . . . . Tennessee  
 Sarah Edwards . . . . . Tennessee  
 Kyra Elzy . . . . . Tennessee  
 Kara Lawson . . . . . Tennessee  
 April McDivitt . . . . . Tennessee  
 Semeka Randall . . . . . Tennessee  
 Jillian Danker . . . . . Vanderbilt  
 Zuzana Klimesova . . . . . Vanderbilt  
 Jacqueline Munch . . . . . Vanderbilt  
 Candice Storey . . . . . Vanderbilt

### 2002

Celia Anderson . . . . . Arkansas  
 Shanna Harmon . . . . . Arkansas  
 Wendi Willits . . . . . Arkansas  
 Natasha Hamilton . . . . . Auburn  
 Tombi Bell . . . . . Florida  
 Monique Cardenas . . . . . Florida  
 Lindsey DeLoach . . . . . Florida

Misty Knight . . . . . Florida  
 Brandi McCain . . . . . Florida  
 Kelly Stevenson . . . . . Florida  
 Mary Beth Lycett . . . . . Georgia  
 Coco Miller . . . . . Georgia  
 Kelly Miller . . . . . Georgia  
 Tina Taylor . . . . . Georgia  
 Stacey Newton . . . . . LSU  
 Kesha Tardy . . . . . LSU  
 Allison Weiner . . . . . LSU  
 Shayla Day . . . . . Ole Miss  
 Von Kirk . . . . . Ole Miss  
 Tashondrea Moton . . . . . Ole Miss  
 Stephanie Murphy . . . . . Ole Miss  
 Becky Myatt . . . . . Ole Miss  
 Jennifer Fambrough . . . . . Mississippi State  
 Megan O'Nan . . . . . Mississippi State  
 Lyndi Sippel . . . . . Mississippi State  
 Crishna Hill . . . . . South Carolina  
 Linda Hoglund . . . . . South Carolina  
 Kelly Morrone . . . . . South Carolina  
 Shannon Segres . . . . . South Carolina  
 Petra Ujhelyi . . . . . South Carolina  
 Tamika Catchings . . . . . Tennessee  
 Sarah Edwards . . . . . Tennessee  
 Kyra Elzy . . . . . Tennessee  
 Kara Lawson . . . . . Tennessee  
 April McDivitt . . . . . Tennessee  
 Semeka Randall . . . . . Tennessee  
 Jillian Danker . . . . . Vanderbilt  
 Zuzana Klimesova . . . . . Vanderbilt  
 Jacqueline Munch . . . . . Vanderbilt  
 Kate Smith . . . . . Vanderbilt  
 Candice Storey . . . . . Vanderbilt

### 2003

Shun Hunter . . . . . Alabama  
 Leigh Papisan . . . . . Alabama  
 Katie Sipe . . . . . Alabama  
 Shanna Harmon . . . . . Arkansas  
 India Lewis . . . . . Arkansas  
 Kwameika Brown . . . . . Auburn  
 Nancy Derrick . . . . . Auburn  
 Mollie Smith . . . . . Auburn  
 Annette Wright . . . . . Auburn  
 Monique Cardenas . . . . . Florida  
 Lindsey DeLoach . . . . . Florida  
 Sherisha Hills . . . . . Florida  
 Brandi McCain . . . . . Florida  
 Kelly Stevenson . . . . . Florida  
 Tamia Williams . . . . . Florida  
 Katie Frye . . . . . Georgia  
 Mary Beth Lycett . . . . . Georgia  
 Tina Taylor . . . . . Georgia  
 Kristin Connolly . . . . . Kentucky  
 Jennifer Shultz . . . . . Kentucky  
 Nakisha James . . . . . LSU  
 Kesha Tardy . . . . . LSU  
 Carletta Brown . . . . . Ole Miss  
 Tenisha Gist . . . . . Ole Miss  
 Tywana Inmon . . . . . Ole Miss  
 Ally Kelly . . . . . Ole Miss  
 Von Kirk . . . . . Ole Miss  
 Tashondrea Moton . . . . . Ole Miss  
 Kim Ufford . . . . . Ole Miss  
 Seneca Anderson . . . . . Mississippi State  
 Meagan O'Nan . . . . . Mississippi State



# HONORS

ALABAMA • ARKANSAS • AUBURN • FLORIDA • GEORGIA • KENTUCKY • LSU • OLE MISS

## SEC ACADEMIC HONOR ROLL

Lyndi Sippel . . . . . Mississippi State  
 Linda Hoglund . . . . . South Carolina  
 Kelly Morrone . . . . . South Carolina  
 Petra Ujhelyi . . . . . South Carolina  
 Amanda Canon . . . . . Tennessee  
 Kara Lawson . . . . . Tennessee  
 Courtney McDaniel . . . . . Tennessee  
 Jennifer Benningfield . . . . . Vanderbilt  
 Katie Smith Busby . . . . . Vanderbilt  
 Jill Corbett . . . . . Vanderbilt  
 Jillian Danker . . . . . Vanderbilt  
 Venessa Ferragamo . . . . . Vanderbilt  
 Hillary Hager . . . . . Vanderbilt  
 Zuzana Klimesova . . . . . Vanderbilt  
 Candice Storey . . . . . Vanderbilt

### 2004

Leah Drury . . . . . Alabama  
 Lauren Hill . . . . . Alabama  
 Krystal Johnson . . . . . Alabama  
 Kate Mastin . . . . . Alabama  
 Dee Merriweather . . . . . Alabama  
 Katie Sipe . . . . . Alabama  
 Oreal Taylor . . . . . Alabama  
 Kristin Peoples . . . . . Arkansas  
 Sarah Pfeifer . . . . . Arkansas  
 April Seggebruch . . . . . Arkansas  
 Rochelle Vaughn . . . . . Arkansas  
 Nancy Derrick . . . . . Auburn  
 Louise Emeagi . . . . . Auburn  
 Nicole Louden . . . . . Auburn  
 Marita A. Payne . . . . . Auburn  
 Brittany Davis . . . . . Florida  
 Kim Dye . . . . . Florida  
 Tishona Gregory . . . . . Florida  
 Sarah Lowe . . . . . Florida  
 Bernice Mosby . . . . . Florida  
 Briana Phillips . . . . . Florida  
 Danielle Santos . . . . . Florida  
 Kelly Stevenson . . . . . Florida  
 Tamia Williams . . . . . Florida  
 Ebony Felder . . . . . Georgia  
 Katie Frye . . . . . Georgia  
 Rebecca Rowsey . . . . . Georgia  
 Tina Taylor . . . . . Georgia  
 Christi Thomas . . . . . Georgia  
 Jenerrie Everett . . . . . Kentucky  
 Jennifer Goin . . . . . Kentucky  
 Kristine Grassi . . . . . Kentucky  
 Sara Potts . . . . . Kentucky  
 Wendlyn Jones . . . . . LSU  
 Khalilah Mitchell . . . . . LSU  
 Ashely Awkward . . . . . Ole Miss  
 Tenisha Gist . . . . . Ole Miss  
 Tywana Inmon . . . . . Ole Miss  
 Genice Terry . . . . . Ole Miss  
 Rebecca Kates . . . . . Mississippi State  
 Mamie McKinney . . . . . Mississippi State  
 Sarah Burgess . . . . . South Carolina  
 Lea Fabbri . . . . . South Carolina  
 Olga Gritsaeva . . . . . South Carolina  
 Shannel Harris . . . . . South Carolina  
 Larissa Kulcsar . . . . . South Carolina  
 Kelly Morrone . . . . . South Carolina  
 Lauren Simms . . . . . South Carolina  
 Iva Sliskovic . . . . . South Carolina

Tye'sha Fluker . . . . . Tennessee  
 Sidney Spencer . . . . . Tennessee  
 Dominique Redding . . . . . Tennessee  
 Shanna Zolman . . . . . Tennessee  
 Jennifer Benningfield . . . . . Vanderbilt  
 Venessa Ferragamo . . . . . Vanderbilt  
 Erica Grimaldi . . . . . Vanderbilt  
 Hillary Hager . . . . . Vanderbilt  
 Carolina Williams . . . . . Vanderbilt

### 2005

Leah Drury . . . . . Alabama  
 Natasha Gamble . . . . . Alabama  
 Lauren Hill . . . . . Alabama  
 Chanel Johnson . . . . . Alabama  
 Krystle Johnson . . . . . Alabama  
 Kate Mastin . . . . . Alabama  
 Dee Merriweather . . . . . Alabama  
 Marverly Nettles . . . . . Alabama  
 Katie Sipe . . . . . Alabama  
 Adrienne Bush . . . . . Arkansas  
 Melissa Hobbs . . . . . Arkansas  
 Kristin Peoples . . . . . Arkansas  
 Sarah Pfeifer . . . . . Arkansas  
 April Seggebruch . . . . . Arkansas  
 Brittney Vaughn . . . . . Arkansas  
 Rochelle Vaughn . . . . . Arkansas  
 Sparkle Davis . . . . . Auburn  
 Louise Emeagi . . . . . Auburn  
 Nicole Louden . . . . . Auburn  
 Marita Payne . . . . . Auburn  
 Aileen Rossouw . . . . . Auburn  
 Depree Bowden . . . . . Florida  
 Brittany Davis . . . . . Florida  
 Kimberly Dye . . . . . Florida  
 Sarah Lowe . . . . . Florida  
 Natashaia Morehead . . . . . Florida  
 Briana Phillips . . . . . Florida  
 Danielle Santos . . . . . Florida  
 Tamia Williams . . . . . Florida  
 Megan Darrah . . . . . Georgia  
 Ebony Felder . . . . . Georgia  
 Katie Frye . . . . . Georgia  
 Rebecca Rowsey . . . . . Georgia  
 Tina Taylor . . . . . Georgia  
 Jennifer Humphrey . . . . . Kentucky  
 Sara Potts . . . . . Kentucky  
 Hanna Biernacka . . . . . LSU  
 Rashonta LeBlanc . . . . . LSU  
 Khalilah Mitchell . . . . . LSU  
 Ashley Thomas . . . . . LSU  
 Erica White . . . . . LSU  
 Rebecca Kates . . . . . Mississippi State  
 Amy Reeder . . . . . Mississippi State  
 Ilona Burgrova . . . . . South Carolina  
 Lea Fabbri . . . . . South Carolina  
 Olga Gritsaeva . . . . . South Carolina  
 Shannel Harris . . . . . South Carolina  
 Larissa Kulcsar . . . . . South Carolina  
 Lauren Simms . . . . . South Carolina  
 Iva Sliskovic . . . . . South Carolina  
 Lakesha Tolliver . . . . . South Carolina  
 Nicky Anosike . . . . . Tennessee  
 Abby Canon . . . . . Tennessee  
 Shyra Ely . . . . . Tennessee  
 Tye'sha Fluker . . . . . Tennessee

### 2006

Camilla Blands . . . . . Alabama  
 Leah Drury . . . . . Alabama  
 Lauren Hill . . . . . Alabama  
 Kate Mastin . . . . . Alabama  
 Dee Merriweather . . . . . Alabama  
 Melissa Hobbs . . . . . Arkansas  
 Leslie Howard . . . . . Arkansas  
 Kristin Peoples . . . . . Arkansas  
 Sarah Pfeifer . . . . . Arkansas  
 Brittney Vaughn . . . . . Arkansas  
 DeWanna Bonner . . . . . Auburn  
 Nitasha Brown . . . . . Auburn  
 Marita Payne . . . . . Auburn  
 Juanitta Wallace . . . . . Auburn  
 Depree Bowden . . . . . Florida  
 Sha Brooks . . . . . Florida  
 Brooke Cornish . . . . . Florida  
 Kimberly Critton . . . . . Florida  
 Brittany Davis . . . . . Florida  
 Marshae Dotson . . . . . Florida  
 Kim Dye . . . . . Florida  
 Dalila Eshe . . . . . Florida  
 Jessica Jackson . . . . . Florida  
 Sarah Lowe . . . . . Florida  
 Briana Phillips . . . . . Florida  
 Danielle Santos . . . . . Florida  
 Megan Darrah . . . . . Georgia  
 Ebony Felder . . . . . Georgia  
 Rebecca Rowsey . . . . . Georgia  
 Jennifer Humphrey . . . . . Kentucky  
 Samantha Mahoney . . . . . Kentucky  
 Carly Ormerod . . . . . Kentucky  
 Eleia Roddy . . . . . Kentucky  
 Oreonna Taylor . . . . . Kentucky  
 Rashonta LeBlanc . . . . . LSU  
 Ashley Thomas . . . . . LSU  
 Brandi Tipton . . . . . Ole Miss  
 Robin Porter . . . . . Mississippi State  
 Marneshia Richard . . . . . Mississippi State  
 Amy Reeder . . . . . Mississippi State  
 Lauren Roberts . . . . . Mississippi State  
 Bethany Workman . . . . . Mississippi State  
 Ilona Burgrova . . . . . South Carolina  
 Lea Fabbri . . . . . South Carolina  
 Brionna Dickerson . . . . . South Carolina  
 Olga Gritsaeva . . . . . South Carolina  
 Shannel Harris . . . . . South Carolina  
 Larissa Kulcsar . . . . . South Carolina  
 Lauren Simms . . . . . South Carolina  
 Iva Sliskovic . . . . . South Carolina  
 Lakesha Tolliver . . . . . South Carolina  
 Tye'sha Fluker . . . . . Tennessee  
 Alex Fuller . . . . . Tennessee



## SEC ACADEMIC HONOR ROLL

Lindsey Moss . . . . . Tennessee  
 Candace Parker . . . . . Tennessee  
 Sidney Spencer . . . . . Tennessee  
 Shanna Zolman . . . . . Tennessee  
 Erica Grimaldi . . . . . Vanderbilt  
 Amy Malo . . . . . Vanderbilt  
 Caroline Williams . . . . . Vanderbilt  
 Christina Wirth . . . . . Vanderbilt

### 2007

Camilla Blands . . . . . Alabama  
 Leah Drury . . . . . Alabama  
 Kate Mastin . . . . . Alabama  
 Navonda Moore . . . . . Alabama  
 Leslie Howard . . . . . Arkansas  
 Sarah Pfeifer . . . . . Arkansas  
 Brittney Vaughn . . . . . Arkansas  
 DeWanna Bonner . . . . . Auburn  
 Alexis Ogubie . . . . . Auburn  
 Juanitta Wallace . . . . . Auburn  
 Depree Bowden . . . . . Florida  
 Marshae Dotson . . . . . Florida  
 Kimberly Dye . . . . . Florida  
 Briana Phillips . . . . . Florida  
 Natasha Humphrey . . . . . Georgia  
 Rebecca Rowsey . . . . . Georgia  
 Maria Taylor . . . . . Georgia  
 Chante' Bowman . . . . . Kentucky  
 Jennifer Humphrey . . . . . Kentucky  
 Samantha Mahoney . . . . . Kentucky  
 Carly Ormerod . . . . . Kentucky  
 Jenny Pfeiffer . . . . . Kentucky  
 Katie Antony . . . . . LSU  
 Quianna Chaney . . . . . LSU  
 Kristen Morris . . . . . LSU  
 Ashley Thomas . . . . . LSU  
 Erica White . . . . . LSU  
 Miyorka Johnson . . . . . Mississippi State  
 Robin Porter . . . . . Mississippi State  
 Amy Reeder . . . . . Mississippi State  
 Marneshia Richard . . . . . Mississippi State  
 Lauren Roberts . . . . . Mississippi State  
 Bethany Workman . . . . . Mississippi State  
 Demetress Adams . . . . . South Carolina  
 Stacy Booker . . . . . South Carolina  
 Ilona Burgrova . . . . . South Carolina  
 Brionna Dickerson . . . . . South Carolina  
 Lea Fabbri . . . . . South Carolina  
 Shannel Harris . . . . . South Carolina  
 Larissa Kulcsar . . . . . South Carolina  
 Lauren Simms . . . . . South Carolina  
 Iva Sliskovic . . . . . South Carolina  
 Lakesha Tolliver . . . . . South Carolina  
 Nicky Anosike . . . . . Tennessee  
 Elizabeth Curry . . . . . Tennessee  
 Alex Fuller . . . . . Tennessee  
 Candace Parker . . . . . Tennessee  
 Dominique Redding . . . . . Tennessee  
 Sidney Spencer . . . . . Tennessee  
 Caroline William . . . . . Vanderbilt  
 Christina Wirth . . . . . Vanderbilt

### 2008

Camilla Blands . . . . . Alabama  
 Alyson Butler . . . . . Alabama  
 Daleisha Carn . . . . . Alabama

Katie Hancock . . . . . Alabama  
 Varisia Raffington . . . . . Alabama  
 Courtney Strauthers . . . . . Alabama  
 Tamara Williams . . . . . Alabama  
 Sarah Pfeifer . . . . . Arkansas  
 Brittney Richardson . . . . . Arkansas  
 Brittney Vaughn . . . . . Arkansas  
 Ashlea Williams . . . . . Arkansas  
 Ruth Ketcham . . . . . Auburn  
 Alexis Ogubie . . . . . Auburn  
 Juanitta Wallace . . . . . Auburn  
 Depree Bowden . . . . . Florida  
 Ebonie Crawford . . . . . Florida  
 Marshae Dotson . . . . . Florida  
 Ndidi Madu . . . . . Florida  
 Megan Darrah . . . . . Georgia  
 Ashley Houts . . . . . Georgia  
 Tasha Humphrey . . . . . Georgia  
 Lindsey Moss . . . . . Georgia  
 Angela Puleo . . . . . Georgia  
 Rebecca Rowsey . . . . . Georgia  
 Chanté Bowman . . . . . Kentucky  
 Chelsea Chowning . . . . . Kentucky  
 Sarah Elliott . . . . . Kentucky  
 Carly Morrow . . . . . Kentucky  
 Carly Ormerod . . . . . Kentucky  
 Eleia Roddy . . . . . Kentucky  
 Amber Smith . . . . . Kentucky  
 Katherine Graham . . . . . LSU  
 Kristen Morris . . . . . LSU  
 Ashley Thomas . . . . . LSU  
 Elizabeth Robertson . . . . . Ole Miss  
 Bianca Thomas . . . . . Ole Miss  
 Mary Katherine Govero . . . . . Mississippi State  
 Miyorka Johnson . . . . . Mississippi State  
 Carrie Landers . . . . . Mississippi State  
 Robin Porter . . . . . Mississippi State  
 Danielle Rector . . . . . Mississippi State  
 Amy Reeder . . . . . Mississippi State  
 Marneshia Richard . . . . . Mississippi State  
 Lauren Roberts . . . . . Mississippi State  
 Bethany Washington . . . . . Mississippi State  
 Shai Wilkins . . . . . Mississippi State  
 Demetress Adams . . . . . South Carolina  
 Ilona Burgrova . . . . . South Carolina  
 Brionna Dickerson . . . . . South Carolina  
 Jordan Jones . . . . . South Carolina  
 Jewel May . . . . . South Carolina  
 Courtney Newton . . . . . South Carolina  
 Lakesha Tolliver . . . . . South Carolina  
 Nicky Anosike . . . . . Tennessee  
 Angie Bjorklund . . . . . Tennessee  
 Shannon Bobbitt . . . . . Tennessee  
 Kelley Cain . . . . . Tennessee  
 Candace Parker . . . . . Tennessee  
 Sydney Smallbone . . . . . Tennessee  
 Jennifer Risper . . . . . Vanderbilt  
 Rebecca Silinski . . . . . Vanderbilt  
 Christina Wirth . . . . . Vanderbilt

### 2009

Ericka Russell . . . . . Alabama  
 Tamara Williams . . . . . Alabama  
 Ayana Brereton . . . . . Arkansas  
 Julie Inman . . . . . Arkansas  
 Brittney Richardson . . . . . Arkansas  
 Ashlea Williams . . . . . Arkansas

Ebonie Crawford . . . . . Florida  
 Tailor Jones . . . . . Florida  
 Trumae Lucas . . . . . Florida  
 Susan Yenser . . . . . Florida  
 Ashley Houts . . . . . Georgia  
 Meredith Mitchell . . . . . Georgia  
 Carly Morrow . . . . . Kentucky  
 Carly Ormerod . . . . . Kentucky  
 Eleia Roddy . . . . . Kentucky  
 LaSondra Barrett . . . . . LSU  
 Katherine Graham . . . . . LSU  
 Allison Hightower . . . . . LSU  
 Destini Hughes . . . . . LSU  
 Shawn Goff . . . . . Ole Miss  
 Whitney Hameth . . . . . Ole Miss  
 Kayla Melson . . . . . Ole Miss  
 Elizabeth Robertson . . . . . Ole Miss  
 Bianca Thomas . . . . . Ole Miss  
 Mary Kathryn Govero . . . . . Mississippi State  
 Diamber Johnson . . . . . Mississippi State  
 Marneshia Richard . . . . . Mississippi State  
 Bethany Washington . . . . . Mississippi State  
 Demetress Adams . . . . . South Carolina  
 Brionna Dickerson . . . . . South Carolina  
 Jewel May . . . . . South Carolina  
 Courtney Newton . . . . . South Carolina  
 Briana Bass . . . . . Tennessee  
 Victoria Baugh . . . . . Tennessee  
 Angela Bjorklund . . . . . Tennessee  
 Kelley Cain . . . . . Tennessee  
 Glory Johnson . . . . . Tennessee  
 Cait McMahan . . . . . Tennessee  
 Alicia Manning . . . . . Tennessee  
 Sydney Smallbone . . . . . Tennessee  
 Jordan Coleman . . . . . Vanderbilt  
 Amy Malo . . . . . Vanderbilt  
 Merideth Marsh . . . . . Vanderbilt  
 Jessica Mooney . . . . . Vanderbilt  
 Jence Rhoads . . . . . Vanderbilt  
 Jennifer Risper . . . . . Vanderbilt  
 Rebecca Silinski . . . . . Vanderbilt  
 Christina Wirth . . . . . Vanderbilt

### 2010

Alyson Butler . . . . . Alabama  
 Katie Hancock . . . . . Alabama  
 Ericka Russell . . . . . Alabama  
 Courtney Strauthers . . . . . Alabama  
 Tamara Williams . . . . . Alabama  
 Brittney Richardson . . . . . Arkansas  
 Ashlea Williams . . . . . Arkansas  
 Blanche Alverson . . . . . Auburn  
 Alli Smalley . . . . . Auburn  
 Morgan Toles . . . . . Auburn  
 Pascale West . . . . . Auburn  
 Ebonie Crawford . . . . . Florida  
 Jordan Jones . . . . . Florida  
 Trumae Lucas . . . . . Florida  
 Sharielle Smith . . . . . Florida  
 Steffi Sorensen . . . . . Florida  
 Lillian Sveve . . . . . Florida  
 Susan Yenser . . . . . Florida  
 Anne Marie Armstrong . . . . . Georgia  
 Ebony Jones . . . . . Georgia  
 Meredith Mitchell . . . . . Georgia  
 Anna Cole . . . . . Kentucky  
 Carly Morrow . . . . . Kentucky



# HONORS

ALABAMA • ARKANSAS • AUBURN • FLORIDA • GEORGIA • KENTUCKY • LSU • OLE MISS

## SEC ACADEMIC HONOR ROLL

Keyla Snowden . . . . . Kentucky  
 LaSondra Barrett. . . . . LSU  
 Andrea Kelly. . . . . LSU  
 Shantell Black. . . . . Ole Miss  
 Whitney Hameth. . . . . Ole Miss  
 Courtney Marbra . . . . . Ole Miss  
 Kayla Melson . . . . . Ole Miss  
 Elizabeth Robertson . . . . . Ole Miss  
 Bianca Thomas. . . . . Ole Miss  
 Channa Campbell . . . . . Mississippi State  
 Mary Kathryn Govero . . . . . Mississippi State  
 Ashley Jones. . . . . Mississippi State  
 Danielle Rector . . . . . Mississippi State  
 Marneshia Richard . . . . . Mississippi State  
 Bethany Washington . . . . . Mississippi State  
 Kelsey Bone . . . . . South Carolina  
 Jewel May . . . . . South Carolina  
 Valerie Nainima . . . . . South Carolina  
 Courtney Newton . . . . . South Carolina  
 Briana Bass . . . . . Tennessee  
 Vicki Baugh . . . . . Tennessee  
 Angie Bjorklund . . . . . Tennessee  
 Glory Johnson . . . . . Tennessee  
 Cait McMahan . . . . . Tennessee  
 Sydney Smallbone . . . . . Tennessee  
 Taber Spani . . . . . Tennessee  
 Ashlee Bridge . . . . . Vanderbilt  
 Stephanie Holzer . . . . . Vanderbilt  
 Merideth Marsh . . . . . Vanderbilt  
 Jessica Mooney. . . . . Vanderbilt  
 Jence Rhoads . . . . . Vanderbilt  
 Rebecca Silinski . . . . . Vanderbilt  
 Gabby Smith . . . . . Vanderbilt

### 2011

Katie Hancock . . . . . Alabama  
 Erin Hogue. . . . . Alabama  
 Kaneisha Horn . . . . . Alabama  
 Ericka Russell . . . . . Alabama  
 Julie Inman . . . . . Arkansas  
 Sarah Watkins . . . . . Arkansas  
 Blanche Alverson . . . . . Auburn  
 Jordan Greenleaf . . . . . Auburn  
 Alli Smalley . . . . . Auburn  
 Courtney Strain. . . . . Auburn  
 Jassany Williams. . . . . Auburn  
 Jatterra Bonds . . . . . Florida  
 Ebonie Crawford . . . . . Florida  
 Jordan Jones . . . . . Florida  
 Kayla Lewis. . . . . Florida  
 Lillian Svete . . . . . Florida  
 Deandra Young . . . . . Florida  
 Anne Marie Armstrong . . . . . Georgia  
 Ebony Jones . . . . . Georgia  
 Meredith Mitchell . . . . . Georgia  
 Jaleesa Rhoden . . . . . Georgia  
 Kastine Evans . . . . . Kentucky  
 Carly Morrow. . . . . Kentucky  
 Jennifer O'Neill . . . . . Kentucky  
 Keyla Snowden . . . . . Kentucky  
 LaSondra Barrett. . . . . LSU  
 Katherine Graham . . . . . LSU  
 Jeanne Kenney. . . . . LSU  
 Whitney Hameth. . . . . Ole Miss  
 Valencia McFarland . . . . . Ole Miss  
 Kayla Melson . . . . . Ole Miss  
 Darriel Gaynor . . . . . Mississippi State

Mary Govero . . . . . Mississippi State  
 Ashley Newsome . . . . . Mississippi State  
 Danielle Rector . . . . . Mississippi State  
 Brittany Young . . . . . Mississippi State  
 Jewel May . . . . . South Carolina  
 Valerie Nainima . . . . . South Carolina  
 Marah Strickland . . . . . South Carolina  
 Ebony Wilson . . . . . South Carolina  
 Lauren Avant . . . . . Tennessee  
 Briana Bass . . . . . Tennessee  
 Vicki Baugh . . . . . Tennessee  
 Angie Bjorklund . . . . . Tennessee  
 Glory Johnson . . . . . Tennessee  
 Alicia Manning . . . . . Tennessee  
 Sydney Smallbone . . . . . Tennessee  
 Taber Spani . . . . . Tennessee  
 Elan Brown. . . . . Vanderbilt  
 Stephanie Holzer . . . . . Vanderbilt  
 Jence Rhoads . . . . . Vanderbilt  
 Rebecca Silinski . . . . . Vanderbilt  
 Gabby Smith . . . . . Vanderbilt

### 2012

Kristin Bush . . . . . Alabama  
 Aneesah Daniels. . . . . Alabama  
 Joey Bailey . . . . . Arkansas  
 Calli Berna . . . . . Arkansas  
 Jhasmin Bowen. . . . . Arkansas  
 Erin Gatling . . . . . Arkansas  
 Lyndsay Harris . . . . . Arkansas  
 Julie Inman . . . . . Arkansas  
 C'eira Ricketts . . . . . Arkansas  
 Blanche Alverson . . . . . Auburn  
 Courtney Strain. . . . . Auburn  
 Lanita Bartley . . . . . Florida  
 Jordan Jones . . . . . Florida  
 Charlie Needles . . . . . Florida  
 Lillian Svete . . . . . Florida  
 Brittney Crews . . . . . Georgia  
 Jasmine James . . . . . Georgia  
 Meredith Mitchell . . . . . Georgia  
 Kastine Evans . . . . . Kentucky  
 Amber Smith . . . . . Kentucky  
 Keyla Snowden . . . . . Kentucky  
 LaSondra Barrett. . . . . LSU  
 Nikki Byrd . . . . . Ole Miss  
 Gracie Frizzell . . . . . Ole Miss  
 Whitney Hameth . . . . . Ole Miss  
 Courtney Marbra . . . . . Ole Miss  
 Maggie McFerrin . . . . . Ole Miss  
 Candace Foster . . . . . Mississippi State  
 Diamber Johnson . . . . . Mississippi State  
 Danielle Rector . . . . . Mississippi State  
 Brittany Young . . . . . Mississippi State  
 Shelbretta Ball . . . . . South Carolina  
 Pamela Decheva . . . . . South Carolina  
 Markeshia Grant . . . . . South Carolina  
 Tina Roy . . . . . South Carolina  
 Imani Sellers . . . . . South Carolina  
 La'Keisha Sutton . . . . . South Carolina  
 Aleighsa Welch . . . . . South Carolina  
 Ebony Wilson . . . . . South Carolina  
 Briana Bass . . . . . Tennessee  
 Vicki Baugh . . . . . Tennessee  
 Cierra Burdick . . . . . Tennessee  
 Isabelle Harrison . . . . . Tennessee  
 Glory Johnson . . . . . Tennessee

Alicia Manning . . . . . Tennessee  
 Taber Spani . . . . . Tennessee  
 Elan Brown . . . . . Vanderbilt  
 Tiffany Clarke . . . . . Vanderbilt  
 Jordan Coleman . . . . . Vanderbilt  
 Stephanie Holzer . . . . . Vanderbilt  
 Gabby Smith . . . . . Vanderbilt  
 Clair Watkins . . . . . Vanderbilt

### 2013

Emily Davis. . . . . Alabama  
 Nichole Hegstetter . . . . . Alabama  
 Briana Hutchen. . . . . Alabama  
 Kristin Lee . . . . . Alabama  
 Jasmine Steele . . . . . Alabama  
 Erika Waters . . . . . Alabama  
 Joey Bailey . . . . . Arkansas  
 Calli Berna. . . . . Arkansas  
 Dominique Wilson . . . . . Arkansas  
 Melissa Wolff . . . . . Arkansas  
 Blanche Alverson . . . . . Auburn  
 Chadarryl Clay. . . . . Auburn  
 Julie King . . . . . Auburn  
 Courtney Strain. . . . . Auburn  
 Jatterra Bonds . . . . . Florida  
 Kayla Lewis . . . . . Florida  
 Charlie Needles . . . . . Florida  
 Lily Svete . . . . . Florida  
 Anne Marie Armstrong . . . . . Georgia  
 Marjorie Butler . . . . . Georgia  
 Jasmine Hassell . . . . . Georgia  
 Merritt Hempe . . . . . Georgia  
 Jasmine James . . . . . Georgia  
 Ebony Jones . . . . . Georgia  
 Kastine Evans . . . . . Kentucky  
 Brittany Henderson . . . . . Kentucky  
 Denesha Stallworth. . . . . Kentucky  
 Janee Thompson . . . . . Kentucky  
 Jeanne Kenney . . . . . LSU  
 Anne Pedersen . . . . . LSU  
 Gracie Frizzell . . . . . Ole Miss  
 Courtney Marbra . . . . . Ole Miss  
 Valencia McFarland . . . . . Ole Miss  
 Maggie McFerrin . . . . . Ole Miss  
 Candace Foster . . . . . Mississippi State  
 Jessy Ward . . . . . Mississippi State  
 Brittany Young . . . . . Mississippi State  
 Lindsey Cunningham . . . . . Missouri  
 Lianna Doty . . . . . Missouri  
 Morgan Eye . . . . . Missouri  
 Bree Fowler . . . . . Missouri  
 Michelle Hudyn. . . . . Missouri  
 Kyle Simmons . . . . . Missouri  
 Elizabeth Smith. . . . . Missouri  
 Madeleine Stock . . . . . Missouri  
 Morgan Stock . . . . . Missouri  
 Shelbretta Ball . . . . . South Carolina  
 Asia Dozier. . . . . South Carolina  
 Tiffany Mitchell . . . . . South Carolina  
 Wilka Montout . . . . . South Carolina  
 Tina Roy . . . . . South Carolina  
 Khadijah Sessions. . . . . South Carolina  
 leasia Walker . . . . . South Carolina  
 Aleighsa Welch . . . . . South Carolina  
 Cierra Burdick . . . . . Tennessee  
 Andraya Carter. . . . . Tennessee  
 Bashaara Graves . . . . . Tennessee



## SEC ACADEMIC HONOR ROLL

Isabelle Harrison . . . . . Tennessee  
 Taber Spani . . . . . Tennessee  
 Heather Bowe . . . . . Vanderbilt  
 Elan Brown . . . . . Vanderbilt  
 Tiffany Clarke . . . . . Vanderbilt  
 Stephanie Holzer . . . . . Vanderbilt  
 Jasmine Lister . . . . . Vanderbilt  
 Gabby Smith . . . . . Vanderbilt

### 2014

Emily Davis . . . . . Alabama  
 Nichole Hegstetter . . . . . Alabama  
 Oceana Hamilton . . . . . Alabama  
 Courtney Hunter . . . . . Alabama  
 Briana Hutchen . . . . . Alabama  
 Karyla Middlebrook . . . . . Alabama  
 Kara Rawls . . . . . Alabama  
 Ashley Williams . . . . . Alabama  
 McKenzie Adams . . . . . Arkansas  
 Joey Bailey . . . . . Arkansas  
 Calli Berna . . . . . Arkansas  
 Kelsey Brooks . . . . . Arkansas  
 Ana Carlota Faussurier . . . . . Arkansas  
 Jessica Jackson . . . . . Arkansas  
 Bria Pitts . . . . . Arkansas  
 Melissa Wolf . . . . . Arkansas  
 Peyton Davis . . . . . Auburn  
 Keonna Farmer . . . . . Auburn  
 Katie Frerking . . . . . Auburn  
 Hasina Muhammad . . . . . Auburn  
 Courtney Strain . . . . . Auburn  
 Meagan Tucker . . . . . Auburn  
 Antoinette Bannister . . . . . Florida  
 Viktorija Dimaite . . . . . Florida  
 January Miller . . . . . Florida  
 Carlie Needles . . . . . Florida  
 Lily Svete . . . . . Florida  
 Hannahkohl Almiré . . . . . Georgia  
 Marjorie Butler . . . . . Georgia  
 Merritt Hempe . . . . . Georgia  
 Halle Washington . . . . . Georgia  
 Azia Bishop . . . . . Kentucky  
 Samantha Drake . . . . . Kentucky  
 Makayla Epps . . . . . Kentucky  
 Kastine Evans . . . . . Kentucky  
 Linnae Harper . . . . . Kentucky  
 Jelleah Sidney . . . . . Kentucky  
 Denesha Stallworth . . . . . Kentucky  
 Janee Thompson . . . . . Kentucky  
 Rina Hill . . . . . LSU  
 Jeanne Kenney . . . . . LSU  
 Shanece McKinney . . . . . LSU  
 Raigyne Moncrief . . . . . LSU  
 Anne Pedersen . . . . . LSU  
 Theresa Plaisance . . . . . LSU  
 Gracie Frizzell . . . . . Ole Miss  
 Valencia McFarland . . . . . Ole Miss  
 Ketara Chapel . . . . . Mississippi State  
 Dominique Dillingham . . . . . Mississippi State  
 Candace Foster . . . . . Mississippi State  
 Kendra Grant . . . . . Mississippi State  
 Katia May . . . . . Mississippi State  
 Chinwe Okorie . . . . . Mississippi State  
 Breanna Richardson . . . . . Mississippi State  
 Lindsey Cunningham . . . . . Missouri  
 Lianna Doty . . . . . Missouri  
 Morgan Eye . . . . . Missouri

Jordan Frericks . . . . . Missouri  
 Michelle Hudyn . . . . . Missouri  
 Bri Kulas . . . . . Missouri  
 Kayla McDowell . . . . . Missouri  
 Maddie Stock . . . . . Missouri  
 Morgan Stock . . . . . Missouri  
 Shelbretta Ball . . . . . South Carolina  
 Asia Dozier . . . . . South Carolina  
 India Farmer . . . . . South Carolina  
 Tiffany Mitchell . . . . . South Carolina  
 Wilka Montout . . . . . South Carolina  
 Khadijah Sessions . . . . . South Carolina  
 Aleighsa Welch . . . . . South Carolina  
 Cierra Burdick . . . . . Tennessee  
 Andraya Carter . . . . . Tennessee  
 Bashaara Graves . . . . . Tennessee  
 Isabelle Harrison . . . . . Tennessee  
 Ariel Massengale . . . . . Tennessee  
 Jordan Reynolds . . . . . Tennessee  
 Mercedes Russell . . . . . Tennessee  
 Allison Chu . . . . . Texas A&M  
 Cristina Sanchez-Quintanar . . . . . Texas A&M  
 Karla Gilbert . . . . . Texas A&M  
 Christina Foggie . . . . . Vanderbilt  
 Jasmine Lister . . . . . Vanderbilt  
 Kylee Smith . . . . . Vanderbilt

### 2015

Quanetria Bolton . . . . . Alabama  
 Oceana Hamilton . . . . . Alabama  
 Breanna Hayden . . . . . Alabama  
 Nichole Hegstetter . . . . . Alabama  
 Briana Hutchen . . . . . Alabama  
 Meoshonti Knight . . . . . Alabama  
 Karyla Middlebrook . . . . . Alabama  
 Sharin Rivers . . . . . Alabama  
 Ashley Williams . . . . . Alabama  
 Joey Bailey . . . . . Arkansas  
 Calli Berna . . . . . Arkansas  
 McKinley Bostad . . . . . Arkansas  
 Jhasmin Bowen . . . . . Arkansas  
 Kelsey Brooks . . . . . Arkansas  
 Melissa Wolff . . . . . Arkansas  
 Katherine Frerking . . . . . Auburn  
 Bria Johnson . . . . . Auburn  
 Jazmine Jones . . . . . Auburn  
 Jessica Jones . . . . . Auburn  
 Pamela Begic . . . . . Florida  
 Brooke Copeland . . . . . Florida  
 Viktorija Dimaite . . . . . Florida  
 Kayla Lewis . . . . . Florida  
 Haley Lorenzen . . . . . Florida  
 January Miller . . . . . Florida  
 Carlie Needles . . . . . Florida  
 Ronni Williams . . . . . Florida  
 Isis Young . . . . . Florida  
 Hannahkohl Almiré . . . . . Georgia  
 Marjorie Butler . . . . . Georgia  
 Haley Clark . . . . . Georgia  
 Mackenzie Engram . . . . . Georgia  
 Tiaria Griffin . . . . . Georgia  
 Merritt Hempe . . . . . Georgia  
 Azia Bishop . . . . . Kentucky  
 Jaycee Coe . . . . . Kentucky  
 Makayla Epps . . . . . Kentucky  
 Bria Goss . . . . . Kentucky  
 Linnae Harper . . . . . Kentucky

Ivana Jakubcova . . . . . Kentucky  
 Alexis Jennings . . . . . Kentucky  
 Alyssa Rice . . . . . Kentucky  
 Jelleah Sidney . . . . . Kentucky  
 Janee Thompson . . . . . Kentucky  
 Jenna Deemer . . . . . LSU  
 Alliyah Fareo . . . . . LSU  
 Rina Hill . . . . . LSU  
 Raigyne Moncrief . . . . . LSU  
 Anne Pedersen . . . . . LSU  
 Gracie Frizzell . . . . . Ole Miss  
 Shandricka Sessom . . . . . Ole Miss  
 Amber Singletary . . . . . Ole Miss  
 Ketara Chapel . . . . . Mississippi State  
 Dominique Dillingham . . . . . Mississippi State  
 Kendra Grant . . . . . Mississippi State  
 Kayla Nevitt . . . . . Mississippi State  
 Chinwe Okorie . . . . . Mississippi State  
 Breanna Richardson . . . . . Mississippi State  
 Blair Schaefer . . . . . Mississippi State  
 Victoria Vivians . . . . . Mississippi State  
 Morgan William . . . . . Mississippi State  
 Briana Conkle . . . . . Missouri  
 Lindsey Cunningham . . . . . Missouri  
 Lianna Doty . . . . . Missouri  
 Morgan Eye . . . . . Missouri  
 Bree Fowler . . . . . Missouri  
 Jordan Frericks . . . . . Missouri  
 Kayla McDowell . . . . . Missouri  
 Juanita Robinson . . . . . Missouri  
 Madeleine Stock . . . . . Missouri  
 Morgan Stock . . . . . Missouri  
 Shelbretta Ball . . . . . South Carolina  
 Asia Dozier . . . . . South Carolina  
 India Farmer . . . . . South Carolina  
 Tiffany Mitchell . . . . . South Carolina  
 Khadijah Sessions . . . . . South Carolina  
 Aleighsa Welch . . . . . South Carolina  
 A'ja Wilson . . . . . South Carolina  
 Cierra Burdick . . . . . Tennessee  
 Andraya Carter . . . . . Tennessee  
 Kortney Dunbar . . . . . Tennessee  
 Isabelle Harrison . . . . . Tennessee  
 Jasmine Jones . . . . . Tennessee  
 Ariel Massengale . . . . . Tennessee  
 Alexa Middleton . . . . . Tennessee  
 Jaime Nared . . . . . Tennessee  
 Allison Chu . . . . . Texas A&M  
 Khaaila Hillsman . . . . . Texas A&M  
 Rachel Bell . . . . . Vanderbilt  
 Heather Bowe . . . . . Vanderbilt  
 Audrey-Ann Caron-Goudreau . . . . . Vanderbilt  
 Khaleann Caron-Goudreau . . . . . Vanderbilt



# HONORS

ALABAMA • ARKANSAS • AUBURN • FLORIDA • GEORGIA • KENTUCKY • LSU • OLE MISS

## SEC OLYMPIANS

### 1976

*Montreal (Silver Medal)*  
Cindy Brogdon, Tennessee  
Patricia Roberts, Tennessee

### 1980

*Moscow (Boycott)*  
Jill Rankin, Tennessee  
Holly Warlick, Tennessee  
Pat Summitt, Tennessee (Asst. Coach)

### 1984

*Los Angeles (Gold Medal)*  
Teresa Edwards, Georgia  
Lea Henry, Tennessee  
Cindy Noble, Tennessee  
Pat Summitt, Tennessee (Head Coach)  
Nancy Darsch, Tennessee (Asst. Coach)

### 1988

*Seoul (Gold Medal)*  
Teresa Edwards, Georgia  
Katrina McClain, Georgia  
Jennifer Gillom, Ole Miss  
Bridgette Gordon, Tennessee

### 1992

*Barcelona (Bronze Medal)*  
Carolyn Jones, Auburn  
Vickie Orr, Auburn  
Tammy Jackson, Florida  
Teresa Edwards, Georgia  
Katrina McClain, Georgia  
Daedra Charles, Tennessee  
Jim Foster, Vanderbilt (Asst. Coach)

### 1996

*Atlanta (Gold Medal)*  
Ruthie Bolton, Auburn  
Teresa Edwards, Georgia  
Katrina McClain, Georgia  
Nikki McCray, Tennessee  
Carla McGhee, Tennessee

### 2000

*Sydney (Gold Medal)*  
Ruthie Bolton-Holifield, Auburn  
Teresa Edwards, Georgia  
Chamique Holdsclaw, Tennessee  
Nikki McCray, Tennessee  
DeLisha Milton, Florida  
Peggie Gillom (Asst. Coach)

### 2004

*Athens (Gold Medal)*  
Tamika Catchings, Tennessee  
Shannon Johnson, South Carolina  
Peggie Gillom (Asst. Coach)

### 2008

*Beijing (Gold Medal)*  
Seimone Augustus, LSU  
Tamika Catchings, Tennessee  
Sylvia Fowles, LSU  
Kara Lawson, Tennessee  
DeLisha Milton-Jones, Florida  
Candace Parker, Tennessee

### 2012

*London (Gold Medal)*  
Seimone Augustus, LSU  
Tamika Catchings, Tennessee  
Sylvia Fowles, LSU  
Candace Parker, Tennessee  
Azania Stewart, Florida (Represented Great Britain)  
Jennifer Gillom (Asst. Coach)



**Katrina McClain, Georgia**



**Vickie Orr, Auburn**



**Sylvia Fowles, LSU**





## SEC IN THE WNBA DRAFT

### 1997

**FIRST ROUND:** [1] **Dena Head**, Tennessee - Utah; [7] **Bridgett Pettis**, Florida - Phoenix; [8] **Daedra Charles**, Tennessee - Los Angeles. **SECOND ROUND:** [11] **Sophia Witherspoon**, Florida - New York; [13] **Merlakia Jones**, Florida - Cleveland; [16] **Tammy Jackson**, Florida - Houston. **THIRD ROUND:** [18] **Chantel Tremitiere**, Auburn - Sacramento.

### 1998

**FIRST ROUND:** [3] **Murriel Page**, Florida - Washington. Second Round: [17] **Christy Smith**, Arkansas - Charlotte.

### 1999

**FIRST ROUND:** [1] **Chamique Holdsclaw**, Tennessee - Washington; [4] **DeLisha Milton**, Florida - Los Angeles; [7] **Tonya Edwards**, Tennessee - Minnesota. **SECOND ROUND:** [13] **Shalonda Enis**, Alabama - Washington; [14] **Kedra Holland-Corn**, Georgia - Sacramento; [20] **Sheri Sam**, Vanderbilt - Orlando. **THIRD ROUND:** [29] **Dominique Canty**, Alabama - Detroit; [34] **Lisa Harrison**, Tennessee - Phoenix; [35] **Tracy Henderson**, Georgia - Cleveland. **FOURTH ROUND:** [40] **La'Keshia Frett**, Georgia - Los Angeles; [42] **Carolyn Jones-Young**, Auburn - New York; [44] **Carla McGhee**, Tennessee - Orlando; [47] **Kellie Jolly**, Tennessee - Cleveland; [50] **Elanie Powell**, LSU - Orlando.

### 2000

**FIRST ROUND:** [2] **Tausha Mills**, Alabama - Washington. **SECOND ROUND:** [18] **Tonya Washington**, Florida - Washington; [27] **Tiffany Travis**, Florida - Charlotte. **THIRD ROUND:** [33] **Monique Morehouse**, Auburn - Cleveland; [44] **Chavonne Hammond**, Vanderbilt - Detroit. 4th [50] **Latina Davis**, Tennessee - Indiana; [53] **Shantia Owens**, Kentucky - Phoenix; [57] **Katrina Hibbert**, LSU - Seattle.

### 2001

**FIRST ROUND:** [2] **Kelly Miller**, Georgia - Charlotte; [3] **Tamika Catchings**, Tennessee - Indiana; [6] **Deanna Nolan**, Georgia - Detroit; [8] **Marie Ferdinand**, LSU - Utah; [9] **Coco Miller**, Georgia - Washington. **SECOND ROUND:** [17] **Semekha Randall**, Tennessee - Seattle; [25] **Tamara Stocks**, Florida - Washington. **THIRD ROUND:** [39] **Tombi Bell**, Florida - Minnesota. **FOURTH ROUND:** [51] **April Brown**, LSU - Indiana; [63] **Kristen Clement**, Tennessee - Houston.

### 2002

**FIRST ROUND:** [9] **Shaun Gortman**, South Carolina - Charlotte; [10] **Michelle Snow**, Tennessee - Houston; [13] **Tawana McDonald**, Georgia - Indiana. **SECOND ROUND:** [17] **Zuzi Klimesova**, Vanderbilt - Indiana; [24] **Brandi McCain**, Florida - Cleveland. **THIRD ROUND:** [33] **LaNisha Cartwell**, Alabama - Washington; [36] **Teresa Geter**, South Carolina - Washington; [39] **Saundra Jackson**, Ole Miss - Orlando; [42] **Shondra Jackson**, Alabama - Houston. **FOURTH ROUND:** [52] **Jillian Danker**, Vanderbilt - Indiana; [53] **Monique Cardenas**, Florida - Portland.

### 2003

**FIRST ROUND:** [1] **LaToya Thomas**, Mississippi State - Cleveland; [2] **Chantelle Anderson**, Vanderbilt - Sacramento; [5] **Kara Lawson**, Tennessee - Detroit; [6] **Gwen Jackson**, Tennessee - Indiana; [7] **Aiysha Smith**, LSU - Washington; [9] **Jocelyn Penn**, South Carolina - Charlotte. **SECOND ROUND:** [14] **Teresa Edwards**, Georgia - Minnesota;

[16] **Petra Ujhelyi**, South Carolina - Phoenix; [20] **DeTrina White**, LSU - Indiana; [23] **Dana Cherry**, Arkansas - Charlotte; [25] **Ke-Ke Tardy**, LSU - San Antonio. **THIRD ROUND:** [35] **Ashley McElhiney**, Vanderbilt - Indiana.

### 2004

**FIRST ROUND:** [5] **Shameka Christon**, Arkansas - New York; [7] **Vanessa Hayden**, Florida - Minnesota; [12] **Christi Thomas**, Georgia - Los Angeles. **SECOND ROUND:** [14] **Ashley Robinson**, Tennessee - Phoenix; [20] **Tasha Butts**, Tennessee - Minnesota; [22] **Jenni Benningfield**, Vanderbilt - Charlotte; [25] **Doneeka Hodges**, LSU - Los Angeles.

### 2005

**FIRST ROUND:** [2] **Tan White**, Mississippi State - Indiana; [6] **Temeka Johnson**, LSU - Washington; [7] **Kara Braxton**, Georgia - Detroit; [10] **Loree Moore**, Tennessee - New York. **SECOND ROUND:** [14] **Shyra Ely**, Tennessee - San Antonio. **THIRD ROUND:** [29] **Ashley Earley**, Vanderbilt - Indiana; [32] **Tashia Morehead**, Florida - Washington; [37] **Monique Bivins**, Alabama - Minnesota.

### 2006

**FIRST ROUND:** [1] **Seimone Augustus**, LSU - Minnesota; [10] **Tye'sha Fluker**, Tennessee - Charlotte; [12] **Sherill Baker**, Georgia - New York; [14] **Scholanda Hoston**, LSU - Sacramento. **SECOND ROUND:** [16] **Shanna Zolman**, Tennessee - San Antonio; [25] **Dalila Eshe**, Florida - Seattle. **THIRD ROUND:** [42] **Marita Payne**, Auburn - Connecticut.

### 2007

**FIRST ROUND:** [3] **Armintie Price**, Ole Miss - Chicago; [10] **Carla Thomas**, Vanderbilt - Chicago. **SECOND ROUND:** [14] **Dee Davis**, Vanderbilt - Houston; [25] **Sidney Spencer**, Tennessee - Los Angeles; [26] **Cori Chambers**, Georgia - Connecticut.

### 2008

**FIRST ROUND:** [1] **Candace Parker**, Tennessee - Los Angeles; [2] **Sylvia Fowles**, LSU - Chicago; [4] **Alexis Hornbuckle**, Tennessee - Detroit; [11] **Tasha Humphrey**, Georgia - Detroit. **SECOND ROUND:** [15] **Shannon Bobbitt**, Tennessee - Los Angeles; [16] **Nicky Anosike**, Tennessee - Minnesota; [17] **Erica White**, LSU - Houston; [19] **Quianna Chaney**, LSU - Chicago. **THIRD ROUND:** [35] **Alberta Auguste**, Tennessee - New York; [37] **Lauren Ervin**, Arkansas - Connecticut.

### 2009

**FIRST ROUND:** [5] **DeWanna Bonner**, Auburn - Phoenix. **SECOND ROUND:** [19] **Christina Wirth**, Vanderbilt - Indiana; [20] **Whitney Boddie**, Auburn - Sacramento. **THIRD ROUND:** [29] **Jennifer Risper**, Vanderbilt - Chicago; [31] **Sha Brooks**, Florida - Phoenix.

### 2010

**FIRST ROUND:** [9] **Chanel Mokango**, Mississippi State - Atlanta; [12] **Bianca Thomas**, Ole Miss - Los Angeles. **SECOND ROUND:** [15] **Allison Hightower**, LSU - Connecticut; [16] **Ashley Houts**, Georgia - New York; [20] **Angel Robinson**, Georgia - Los Angeles; [23] **Armelle Lumanu**, Mississippi State - Indiana. **THIRD ROUND:** [29] **Alexis Rack**, Mississippi State - San Antonio.



# HONORS

ALABAMA • ARKANSAS • AUBURN • FLORIDA • GEORGIA • KENTUCKY • LSU • OLE MISS

## SEC IN THE WNBA DRAFT

### 2011

**FIRST ROUND:** [11] **Victoria Dunlap**, Kentucky - Washington.

**SECOND ROUND:** [17] **Angie Bjorklund**, Tennessee - Chicago. **THIRD ROUND:** [30] **Porsha Phillips**, Georgia - San Antonio.

### 2012

**FIRST ROUND:** [2] **Shekinna Stricklen**, Tennessee - Seattle; [4] **Glory Johnson**, Tennessee - Tulsa; [7] **Kelley Cain**, Tennessee - New York; [10] **LaSondra Barrett**, LSU - Washington.

**SECOND ROUND:** [24] **C'eira Ricketts**, Arkansas - Phoenix.

**THIRD ROUND:** [25] **Vicki Baugh**, Tennessee - Tulsa.

### 2013

**FIRST ROUND:** [5] **Kelsey Bone**, Texas A&M - New York; [10] **A'dia Mathies**, Kentucky - Los Angeles. **SECOND ROUND:**

[15] **Kamiko Williams**, Tennessee - New York; [21] **Jasmine Hassell**, Georgia - Indiana. **THIRD ROUND:** [30] **Jasmine James**, Georgia - Seattle; [31] **Anne Marie Armstrong**, Georgia - Atlanta; [33] **Jennifer George**, Florida - Indiana.

### 2014

**SECOND ROUND:** [24] **Christina Foggie**, Vanderbilt - Minnesota. **THIRD ROUND:** [25] **DeNesha Stallworth**, Kentucky - Connecticut; [26] **Meighan Simmons**, Tennessee - New York; [27] **Theresa Plaisance**, LSU - Tulsa; [28] **Bri Kulas**, Missouri - San Antonio.

### 2015

**FIRST ROUND:** [12] **Isabelle Harrison**, Tennessee - Phoenix.

**SECOND ROUND:** [14] **Cierra Burdick**, Tennessee - Los Angeles; [22] **Aleighsa Welch**, South Carolina - Chicago.

**THIRD ROUND:** [29] **Ariel Massengale**, Tennessee - Atlanta.



*LSU's Seimone Augustus was drafted No. 1 by Minnesota in the 2006 WNBA Draft. She's played seven seasons with the Lynx being named the 2011 WNBA Finals MVP.*



*Candace Parker was drafted in 2008 by Los Angeles as the No. 1 pick. In 2008, she became the first player to earn WNBA MVP and Rookie of the Year honors in the same season.*



## SEC IN THE WNBA

### ALABAMA

- Linda Burgess - Los Angeles (1997); Sacramento (1998-2000)
- Dominique Canty - Detroit (1999-2002); Houston (2003-2006); Chicago (2007-11); Washington (2012)
- Shalonda Enis - Washington (1999); Charlotte (2000-03)
- Niesa Johnson - Charlotte (1999-2000)
- Tausha Mills - Washington (2000-02); San Antonio (2003)
- Navonda Moore - Minnesota (2007-08)
- C.C. Moorer - New York (1997-98)

### ARKANSAS

- **Shameka Christon - New York (2004-09); Chicago (2010); San Antonio (2012-14); Phoenix (2015)**
- Lauren Ervin - Connecticut (2009)
- Christy Smith - Charlotte (1998-99)
- Wendi Willits - Los Angeles (2001)

### AUBURN

- Ruthie Bolton - Sacramento (1997-2004)
- Whitney Boddie - Sacramento (2009)
- **DeWanna Bonner - Phoenix (2009-15)**
- Carolyn (Jones) Young - Portland (2001-02)
- Mandisa Stevenson - San Antonio (2004); Seattle (2005);
- Chantel Tremitiere - Sacramento (1997); Utah (1998-99); Indiana (2000)
- Tara Williams - Phoenix (1997); Portland (2000)
- Le'Coe Willingham - Connecticut (2004-07); Phoenix (2008-09); Seattle (2010-11); Chicago (2012); Atlanta (2013)

### FLORIDA

- Vanessa Hayden - Minnesota (2004-08); Los Angeles (2009)
- **Aneika Henry - Atlanta (2012-15)**
- Tammy Jackson - Houston (1997-2002)
- Merlakia Jones - Cleveland (1997-2003); Detroit (2004)
- Brandi McCain - Cleveland (2002)
- **DeLisha Milton-Jones - Los Angeles (1999-2004); Washington (2005-07); Los Angeles (2008-12); San Antonio (2013); New York (2013); New York (2014); Atlanta (2014-15)**
- Murriel Page - Washington (1998-2005); Los Angeles (2006-08)
- Bridget Pettis - Phoenix (1997-2001); Indiana (2002-03); Phoenix (2006)
- Tamara Stocks - Washington (2001)
- Tiffany Travis - Charlotte (2000)
- Tonya (Washington) Massaline - Washington (2000-02); Seattle (2003)
- Sophia Witherspoon - New York (1997-99); Portland (2000-02); Los Angeles (2002-03)

### GEORGIA

- Anne Marie Armstrong - Atlanta (2013)
- Sherill Baker - New York (2006); Los Angeles (2007); Indiana (2008)
- Kara Braxton - Detroit (2005-09); Tulsa (2010); Phoenix (2010-11); New York (2011-14)
- Kiesha Brown - Washington (2002-04); Houston (2005); New York (2006-07); Los Angeles (2008); Connecticut (2009); Tulsa (2010)
- Deborah Carter - Utah (1997); Washington (1998)
- Cori Chambers - Connecticut (2007)
- Teresa Edwards - Minnesota (2003-04)

- Stacey Ford - Sacramento (2002)
- La'Keisha Frett - Los Angeles (1999-2000); Sacramento (2001-03); Charlotte (2004); New York (2004-05)
- Lady (Hardmon) Grooms - Utah (1997); Sacramento (1998-2004)
- Jasmine Hassell - Indiana (2013); Seattle (2013); Indiana (2014)
- Tracy Henderson - Cleveland (1999; 2002-03)
- Kedra Holland-Corn - Sacramento (1999-2002); Detroit (2003); Houston (2004); Detroit (2006)
- Ashley Houts - Washington (2010)
- Tasha Humphrey - Detroit (2008); Washington (2008-09); Minnesota (2009)
- Jasmine James - Phoenix (2013)
- Coco Miller - Washington (2001-08); Atlanta (2009-11); Los Angeles (2012)
- Kelly Miller - Charlotte (2001-03); Indiana (2004-05); Phoenix (2006-08); Minnesota (2009); Atlanta (2010); Washington (2011); New York (2012)
- Deanna Nolan - Detroit (2001-09)
- Porsha Phillips - San Antonio (2011)
- Angel Robinson - Seattle (2014)
- Adrienne Shuler - Washington (1998)
- Christi Thomas - Los Angeles (2004-08); Minnesota (2009); Chicago (2010)

### KENTUCKY

- Victoria Dunlap - Washington (2011); Seattle (2012)
- A'dia Mathies - Los Angeles (2013)
- **Jennifer O'Neill - Minnesota (2015)**
- Shantia Owens - Miami (2000); Charlotte (2001)
- Valerie Still - Washington (1999)
- Tiffany Wait-McCain - Orlando (2000-02)

### LSU

- **Seimone Augustus - Minnesota (2006-15)**
- Quianna Chaney - Chicago (2008)
- **Sylvia Fowles - Chicago (2008-14); Minnesota (2015)**
- Marie Ferdinand-Harris - Utah/San Antonio (2001-07); Los Angeles (2008-10); Phoenix (2011)
- Pietra Gay - Houston (1997)
- Cornelia Gayden - Orlando (2000)
- Katrina Hibbert - Seattle (2000)
- **Allison Hightower - Connecticut (2010-15)**
- Doneeka Hodges - Los Angeles (2004-06)
- **Temeka Johnson - Washington (2005); Los Angeles (2006-08); Phoenix (2009-11); Tulsa (2012); Seattle (2013-14); Los Angeles (2015)**
- Shanece McKinney - New York (2014)
- **Theresa Plaisance - Tulsa (2014-15)**
- Elaine Powell - Orlando (1999-2001); Detroit (2002-05); Chicago (2006); Detroit (2006-08)
- Scholanda (Dorrell) Robinson - Sacramento (2006-09); Tulsa (2010); San Antonio (2011); Tulsa (2012)
- Aiysha Smith - Washington (2003-04)
- DeTrina White - New York (2004-05)
- Erica White - Houston (2008); Indiana (2009)

### OLE MISS

- Jennifer Gillom - Phoenix (1997-2002); Los Angeles (2003)
- **Armintie Price - Chicago (2007-09); Atlanta (2010-13); Los Angeles (2014); Washington (2015)**
- Yolanda Moore - Houston (1997-98); Orlando (1999)



# HONORS

ALABAMA • ARKANSAS • AUBURN • FLORIDA • GEORGIA • KENTUCKY • LSU • OLE MISS

## SEC IN THE WNBA

### MISSISSIPPI STATE

- LaCharlotte Smith - Orlando (2000)
- Chanel Mokango - Los Angeles (2010)
- LaToya Thomas - Cleveland (2003); San Antonio (2004-06); Los Angeles (2007); Minnesota (2008)
- Tan White - Indiana (2005-08); Connecticut (2010-13); Minnesota (2014)

### SOUTH CAROLINA

- Shaunzinski Gortman - Minnesota (2002-03); Washington (2004)
- Shannon Johnson - Orlando/Connecticut (1999-2003); San Antonio (2004-06); Detroit (2007); Houston (2008); Seattle (2009)
- Jocelyn Penn - Washington (2003); San Antonio (2004)
- Petra Ujhelyi - Detroit (2003)

### TENNESSEE

- Nicky Anosike - Minnesota (2008-10); Washington (2011); Los Angeles (2012)
- **Vicki Baugh - Tulsa (2014-15)**
- Angie Bjorklund - Chicago (2011)
- Shannon Bobbitt - Los Angeles (2008-09); Indiana (2011); Washington (2012)
- **Cierra Burdick - Atlanta (2015)**
- Tasha Butts - Minnesota (2004)
- Kelley Cain - New York (2012); Connecticut (2014)
- **Tamika Catchings - Indiana (2001-15)**
- Daedra Charles - Los Angeles (1997)
- Tonya Edwards - Minnesota (1999); Phoenix (2000-01); Charlotte (2001-02)
- Shyra Ely - San Antonio (2005-07); Seattle (2008); Chicago (2009); Indiana (2011)
- Tye'sha Fluker - Charlotte (2006); Seattle (2007); Chicago (2008)
- Bridgette Gordon - Sacramento (1997-98)
- Lisa Harrison - Phoenix (1999-2003; 2005)
- Dena Head - Utah (1997-98); Phoenix (2000-01)
- Chamique Holdsclaw - Washington (1999-2004); Los Angeles (2005-07); Atlanta (2009-10); San Antonio (2010)
- Alexis Hornbuckle - Detroit (2008-10); Minnesota (2011); Phoenix (2012-13)
- Gwen Jackson - San Antonio (2003); Phoenix (2004-05)
- **Glory Johnson - Tulsa (2012-15)**
- Tiffani Johnson - Phoenix (1998); Houston (2000-04); Seattle (2006)
- Kellie (Jolly) Harper - Cleveland (1999)
- **Kara Lawson - Sacramento (2003-09); Connecticut (2010-13); Washington (2014-15)**
- Michelle Marciniak - Portland (2000-01); Seattle (2001-02)
- Nikki McCray - Washington (1998-2001); Indiana (2002-03); Phoenix (2004); San Antonio (2005); Chicago (2006)
- Carla McGhee - Orlando (1999-2002)
- Loree Moore - New York (2005-09)
- **Candace Parker - Los Angeles (2008-15)**
- Semeka Randall - Seattle (2001-02); Utah/San Antonio (2002-04)
- Ashley Robinson - Phoenix (2004-05); Chicago (2006); Seattle (2006-11; 2013); Washington (2012)
- Michelle Snow - Houston (2002-08); Atlanta (2009); San Antonio (2010); Chicago (2011); Washington (2012-13)

- Sidney Spencer - Los Angeles (2007-09); New York (2010-11)
- **Shekinna Stricklen - Seattle (2012-14); Connecticut (2015)**
- Kamiko Williams - New York (2013)
- Tiffany Woosley - Houston (1997-98)
- Shanna Zolman - San Antonio (2006-09); Tulsa (2010)

### TEXAS A&M

- **Danielle Adams - San Antonio (2015)**
- **Kelsey Bone - New York (2013); Connecticut (2014-15)**
- **Sydney Carter - Chicago (2012); Connecticut (2013); Indiana (2014); Atlanta (2015)**
- **Sydney Colson - San Antonio (2015)**

### VANDERBILT

- Chantelle Anderson - Sacramento (2003-04); San Antonio (2005-06)
- Jenni Benningfield - Indiana (2005)
- Rhonda Blades - New York (1997); Detroit (1998)
- Karen Booker - Utah (1997); Houston (1998)
- Dee Davis - Houston (2007)
- Zuzi Klimesova - Indiana (2002)
- Sheri Sam - Orlando (1999); Miami (2000-02); Minnesota (2003); Seattle (2004); Charlotte (2005-06); Indiana (2007); Detroit (2008)
- Carla Thomas - Chicago (2007)
- Christina Wirth - Indiana (2009)

To be listed players must have appeared in at least two regular season game with a team. **Players who appeared on 2015 WNBA rosters appear in bold.**



**2015-2016**  
**WOMEN'S BASKETBALL**  
**MEDIA GUIDE**

**Tournaments**



# TOURNAMENTS

ALABAMA • ARKANSAS • AUBURN • FLORIDA • GEORGIA • KENTUCKY • LSU • OLE MISS

## SEC TOURNAMENT

### CHAMPIONSHIP GAME RESULTS

YEAR	CHAMPION	RUNNER-UP	SITE
1980	Tennessee (85)	Ole Miss (71)	Knoxville, Tenn.
1981	Auburn (61)	Alabama (50)	Baton Rouge, La.
1982	Kentucky (80)	Tennessee (74)	Lexington, Ky.
1983	Georgia (72)	Ole Miss (69)	Knoxville, Tenn.
1984	Georgia (74)	Alabama (65)	Athens, Ga.
1985	Tennessee (63)	Auburn (60)	Oxford, Miss.
1986	Georgia (94)	LSU (72)	Athens, Ga.
1987	Auburn (83)	Georgia (57)	Albany, Ga.
1988	Tennessee (73)	Auburn (70)	Albany, Ga.
1989	Tennessee (66)	Auburn (51)	Albany, Ga.
1990	Auburn (78)	Tennessee (77)	Albany, Ga.
1991	LSU (80)	Tennessee (75)	Albany, Ga.
1992	Tennessee (73)	Georgia (66)	Albany, Ga.
1993	Vanderbilt (78)	Georgia (64)	Chattanooga, Tenn.
1994	Tennessee (82)	Vanderbilt (57)	Chattanooga, Tenn.
1995	Vanderbilt (67)	Tennessee (61)	Chattanooga, Tenn.
1996	Tennessee (64)	Alabama (60)	Chattanooga, Tenn.
1997	Auburn (52)	Florida (47)	Chattanooga, Tenn.
1998	Tennessee (67)	Alabama (63)	Columbus, Ga.
1999	Tennessee (85)	Georgia (69)	Chattanooga, Tenn.
2000	Tennessee (70)	Mississippi State (67)	Chattanooga, Tenn.
2001	Georgia (62)	Vanderbilt (60)	Memphis, Tenn.
2002	Vanderbilt (63)	LSU (48)	Nashville, Tenn.
2003	LSU (78)	Tennessee (62)	Little Rock, Ark.
2004	Vanderbilt (62)	Georgia (56)	Nashville, Tenn.
2005	Tennessee (67)	LSU (65)	Greenville, S.C.
2006	Tennessee (63)	LSU (62)	Little Rock, Ark.
2007	Vanderbilt (51)	LSU (45)	Duluth, Ga.
2008	Tennessee (61)	LSU (55)	Nashville, Tenn.
2009	Vanderbilt (61)	Auburn (54)	Little Rock, Ark.
2010	Tennessee (70)	Kentucky (62)	Duluth, Ga.
2011	Tennessee (90)	Kentucky (65)	Nashville, Tenn.
2012	Tennessee (70)	LSU (58)	Nashville, Tenn.
2013	Texas A&M (75)	Kentucky (67)	Duluth, Ga.
2014	Tennessee (71)	Kentucky (70)	Duluth, Ga.
2015	South Carolina (62)	Tennessee (46)	Little Rock, Ark.

### TOURNAMENT RECORDS

(1980-2015)

TEAM	YEARS	WON	LOST	PCT.	TITLES
Tennessee.....	36	75	19	.797	17
Texas A&M .....	3	5	2	.714	1
Vanderbilt.....	36	46	30	.605	6
Georgia .....	36	46	32	.589	4
Auburn.....	36	36	34	.514	4
LSU.....	36	34	35	.492	2
Kentucky .....	36	31	36	.462	1
Ole Miss .....	35*	26	35	.426	0
Alabama .....	36	25	36	.409	0
Florida .....	35*	19	35	.351	0
South Carolina .....	24	11	23	.323	1
Arkansas .....	24	11	24	.314	0
Mississippi State.....	36	15	36	.294	0
Missouri .....	3	0	3	.000	0

\*Florida did not participate in the 1982 SEC Tournament, Ole Miss did not participate in the 2013 SEC Tournament.

# TOURNAMENTS



MISSISSIPPI STATE • MISSOURI • SOUTH CAROLINA • TENNESSEE • TEXAS A&M • VANDERBILT

## SEC TOURNAMENT



**In 1980, the Tennessee Lady Vols captured the first-ever SEC Tournament Championship with an 85-71 victory over Ole Miss. Through the years, Tennessee has compiled the most victories in the competition, posting an overall record of 75-19 in tournament play, and the most tournament titles with 17.**

### SEMIFINAL GAMES

South Carolina . . . . .	1-2	1.000
Auburn . . . . .	9-3	.750
Tennessee . . . . .	23-9	.718
LSU . . . . .	9-8	.529
Texas A&M . . . . .	1-1	.500
Vanderbilt . . . . .	8-10	.444
Alabama . . . . .	4-5	.444
Georgia . . . . .	9-13	.409
Kentucky . . . . .	5-8	.384
Mississippi State . . . . .	1-2	.333
Florida . . . . .	1-3	.250
Ole Miss . . . . .	2-7	.222
Arkansas . . . . .	0-2	.000
Missouri . . . . .	0-0	.000

### CHAMPIONSHIP GAMES

South Carolina . . . . .	1-0	1.000
Texas A&M . . . . .	1-0	1.000
Vanderbilt . . . . .	6-2	.750
Tennessee . . . . .	17-6	.739
Auburn . . . . .	4-3	.571
Georgia . . . . .	4-5	.444
Kentucky . . . . .	1-4	.200
LSU . . . . .	2-8	.182
Florida . . . . .	0-1	.000
Mississippi State . . . . .	0-1	.000
Ole Miss . . . . .	0-2	.000
Alabama . . . . .	0-4	.000
Arkansas . . . . .	0-0	.000
Missouri . . . . .	0-0	.000



**Former Auburn head coach Joe Ciampi led his teams to four SEC Tournament championships, including the 1997 title.**



**Former Georgia head coach Andy Landers won four tournament championships.**

### TOURNAMENT TEAM VS. TEAM RECORDS

	UA	AR	AU	UF	UG	UK	LSU	UM	MSU	MO	USC	UT	TAMU	VU
UA		2-1	3-2	7-1	1-7	0-4	2-3	1-4	3-0	0-0	2-2	2-9	0-0	2-3
AR	1-2		1-1	1-4	0-3	1-2	0-2	3-4	2-2	0-0	2-1	0-0	0-0	0-3
AU	2-3	1-1		8-1	3-2	5-3	5-1	6-3	1-2	0-0	1-1	4-10	0-2	0-5
UF	1-7	4-1	2-8		0-2	2-4	1-0	0-0	4-1	0-0	2-0	0-9	0-0	3-3
UG	7-1	3-0	2-3	2-0		6-2	6-3	6-3	1-2	1-0	2-2	3-10	0-0	7-6
UK	4-0	2-1	3-5	4-2	2-6		3-8	1-1	5-2	0-0	2-0	1-7	0-1	4-3
LSU	3-2	2-0	1-5	0-1	3-6	8-3		5-0	4-0	0-0	0-2	4-9	1-0	3-7
UM	4-1	4-3	3-6	0-0	3-6	1-1	0-5		6-1	0-0	4-2	1-5	0-0	0-5
MSU	0-3	1-3	2-1	1-4	2-1	2-5	0-4	1-6		1-0	2-0	0-4	0-0	2-6
MO	0-0	0-0	0-0	0-0	0-1	0-0	0-0	0-0	0-1		0-0	0-0	0-0	0-1
USC	2-2	1-2	1-1	0-2	2-2	0-2	2-0	2-4	0-2	0-0		1-3	0-1	0-2
UT	9-2	0-0	10-4	9-0	10-3	7-1	9-4	5-1	4-0	0-0	3-1		1-1	8-2
TAMU	0-0	0-0	2-0	0-0	0-0	1-0	0-1	0-0	0-0	0-0	1-0	1-1		0-0
VU	3-2	3-0	5-0	3-3	6-7	3-4	7-3	5-0	6-2	1-0	2-0	2-8	0-0	



# TOURNAMENTS

ALABAMA • ARKANSAS • AUBURN • FLORIDA • GEORGIA • KENTUCKY • LSU • OLE MISS

## SEC TOURNAMENT RESULTS

### 1980

February 7-10 - Knoxville, Tenn.

#### FIRST ROUND

Florida 68, Mississippi State 22  
Alabama 69, Vanderbilt 53

#### SECOND ROUND

Auburn 70, LSU 64  
Tennessee 118, Florida 44  
Ole Miss 80, Georgia 70  
Kentucky 77, Alabama 69

#### SEMIFINALS

Tennessee 72, Auburn 61  
Ole Miss 79, Kentucky 62

#### CONSOLATION

Kentucky 88, Auburn 59

#### FINALS

Tennessee 85, Ole Miss 71

### 1981

January 29-February 1 - Baton Rouge, La.

#### FIRST ROUND

Alabama 67, Florida 54  
Mississippi State 84, Vanderbilt 76

#### SECOND ROUND

Georgia 75, Ole Miss 68  
Alabama 77, Tennessee 71  
Auburn 73, LSU 71 (OT)  
Kentucky 106, Mississippi State 82

#### SEMIFINALS

Alabama 80, Georgia 66  
Auburn 70, Kentucky 66

#### CONSOLATION

Georgia 73, Kentucky 62

#### FINALS

Auburn 61, Alabama 50

### 1982

February 25-28 - Lexington, Ky.

#### FIRST ROUND

Vanderbilt 87, Mississippi State 67

#### SECOND ROUND

Georgia 66, Auburn 65  
Tennessee 80, Vanderbilt 75  
LSU 77, Ole Miss 73  
Kentucky 82, Alabama 76

#### SEMIFINALS

Tennessee 55, Georgia 44  
Kentucky 85, LSU 71

#### CONSOLATION

Georgia 77, LSU 66

#### FINALS

Kentucky 80, Tennessee 74

### 1983

March 3-6 - Knoxville, Tenn.

#### FIRST ROUND

(W5) Mississippi State 53, (E4) Vanderbilt 51  
(W4) Alabama 69, (E5) Florida 53

#### SECOND ROUND

(W3) Auburn 85, (E2) Kentucky 70  
(W1) Ole Miss 59, (W5) Mississippi State 56  
(E3) Georgia 79, (W2) LSU 78  
(E1) Tennessee 91, (W4) Alabama 73

#### SEMIFINALS

(W1) Ole Miss 72, (W3) Auburn 62  
(E3) Georgia 71, (E1) Tennessee 65

#### CONSOLATION

Tennessee 83, Auburn 75

#### FINALS

(E3) Georgia 72, (W1) Ole Miss 69

### 1984

March 2-5 - Athens, Ga.

#### FIRST ROUND

(E4) Vanderbilt 72, (W5) Mississippi State 47  
(W4) Auburn 75, (E5) Florida 65

#### SECOND ROUND

(W3) Alabama 85, (E2) Tennessee 66  
(E4) Vanderbilt 78, (W1) Ole Miss 73  
(W2) LSU 91, (E3) Kentucky 81  
(E1) Georgia 102, (W4) Auburn 72

#### SEMIFINALS

(W3) Alabama 83, (E4) Vanderbilt 73  
(E1) Georgia 84, (W2) LSU 77

#### FINALS

(E1) Georgia 74, (W3) Alabama 65

### 1985

February 28-March 3 - Oxford, Miss.

#### FIRST ROUND

(W5) Mississippi State 58, (E4) Kentucky 55  
(E5) Vanderbilt 87, (W4) Alabama 85

#### SECOND ROUND

(E2) Tennessee 85, (W3) LSU 78  
(W1) Ole Miss 88, (W5) Mississippi State 45  
(W2) Auburn 83, (E3) Florida 64  
(E1) Georgia 79, (E5) Vanderbilt 69

#### SEMIFINALS

(E2) Tennessee 79, (W1) Ole Miss 71  
(W2) Auburn 80, (E1) Georgia 65

#### FINALS

(E2) Tennessee 63, (W2) Auburn 60

### 1986

February 28-March 3 - Athens, Ga.

#### FIRST ROUND

(8) Alabama 71, (9) Florida 57  
(7) Vanderbilt 83, (10) Mississippi State 69

#### SECOND ROUND

(4) Ole Miss 83, (5) Tennessee 78  
(1) Georgia 88, (8) Alabama 71  
(3) LSU 67, (6) Kentucky 66  
(7) Vanderbilt 89, (2) Auburn 79

#### SEMIFINALS

(1) Georgia 76, (4) Ole Miss 68  
(3) LSU 83, (7) Vanderbilt 60

#### FINALS

(1) Georgia 94, (3) LSU 72

### 1987

March 4-7 - Albany, Ga.

#### FIRST ROUND

(7) Kentucky 75, (10) Florida 53  
(8) Alabama 88, (9) Mississippi State 76

#### SECOND ROUND

(6) Vanderbilt 65, (3) Ole Miss 64  
(2) Georgia 67, (7) Kentucky 64  
(4) Tennessee 64, (5) LSU 63  
(1) Auburn 89, (8) Alabama 61

#### SEMIFINALS

(2) Georgia 54, (6) Vanderbilt 52  
(1) Auburn 102, (4) Tennessee 96

#### FINALS

(1) Auburn 83, (2) Georgia 57

### 1988

March 4-7 - Albany, Ga.

#### FIRST ROUND

(8) Mississippi State 67, (9) Florida 46  
(10) Kentucky 75, (7) Vanderbilt 67

#### SECOND ROUND

(5) Ole Miss 76, (4) Alabama 66  
(1) Auburn 69, (8) Mississippi State 48  
(6) Georgia 86, (3) LSU 84  
(2) Tennessee 100, (10) Kentucky 66

#### SEMIFINALS

(1) Auburn 69, (5) Ole Miss 60  
(2) Tennessee 82, (6) Georgia 76

#### FINALS

(2) Tennessee 73, (1) Auburn 70

### 1989

March 3-6 - Albany, Ga.

#### FIRST ROUND

(9) Florida 67, (8) Kentucky 64  
(10) Alabama 59, (7) Mississippi State 55

#### SECOND ROUND

(1) Auburn 72, (9) Florida 61  
(5) LSU 79, (4) Vanderbilt 73  
(6) Ole Miss 78, (3) Georgia 69  
(2) Tennessee 89, (10) Alabama 61



# TOURNAMENTS



MISSISSIPPI STATE • MISSOURI • SOUTH CAROLINA • TENNESSEE • TEXAS A&M • VANDERBILT

## SEC TOURNAMENT RESULTS

### SEMIFINALS

- (1) Auburn 75, (5) LSU 65
- (2) Tennessee 82, (6) Ole Miss 60

### FINALS

- (2) Tennessee 66, (1) Auburn 51

### 1990

March 2-5 - Albany, Ga.

### FIRST ROUND

- (9) Florida 70, (8) Kentucky 54
- (7) LSU 68, (10) Mississippi State 49

### SECOND ROUND

- (1) Tennessee 81, (9) Florida 56
- (4) Georgia 79, (5) Vanderbilt 72
- (3) Ole Miss 71, (6) Alabama 45
- (2) Auburn 91, (7) LSU 65

### SEMIFINALS

- (1) Tennessee 73, (4) Georgia 54
- (2) Auburn 72, (3) Ole Miss 71 (OT)

### FINALS

- (2) Auburn 78, (1) Tennessee 77

### 1991

March 1-4 - Albany, Ga.

### FIRST ROUND

- (9) Alabama 95, (8) Florida 75
- (7) Ole Miss 74, (10) Mississippi State 56

### SECOND ROUND

- (4) LSU 96, (5) Kentucky 76
- (3) Tennessee 62, (6) Vanderbilt 60
- (1) Georgia 78, (9) Alabama 69
- (2) Auburn 76, (7) Ole Miss 50

### SEMIFINALS

- (4) LSU 83, (1) Georgia 74
- (3) Tennessee 70, (5) Auburn 62

### FINALS

- (4) LSU 80, (2) Tennessee 75

### 1992

March 6-9 - Albany, Ga.

### FIRST ROUND

- (8) Auburn 70, (9) Florida 53
- (10) LSU 61, (7) Mississippi State 56
- (5) Vanderbilt 58, (12) South Carolina 47
- (6) Kentucky 79, (11) Arkansas 63

### SECOND ROUND

- (1) Ole Miss 58, (8) Auburn 52
- (2) Tennessee 70, (10) LSU 65
- (4) Georgia 58, (5) Vanderbilt 57
- (6) Kentucky 95, (3) Alabama 87

### SEMIFINALS

- (4) Georgia 71, (1) Ole Miss 60
- (2) Tennessee 90, (6) Kentucky 84

### FINALS

- (2) Tennessee 73, (4) Georgia 66

### 1993

March 5-8 - Chattanooga, Tenn.

### FIRST ROUND

- (8) Georgia 84, (9) Arkansas 73
- (10) Ole Miss 59, (7) South Carolina 57
- (5) Alabama 106, (12) LSU 86
- (6) Kentucky 84, (11) Mississippi State 73

### SECOND ROUND

- (8) Georgia 73, (1) Tennessee 72
- (10) Ole Miss 69, (2) Auburn 55
- (5) Alabama 88, (4) Florida 73
- (3) Vanderbilt 68, (6) Kentucky 61

### SEMIFINALS

- (8) Georgia 76, (5) Alabama 72
- (3) Vanderbilt 79, (10) Ole Miss 54

### FINALS

- (3) Vanderbilt 78, (8) Georgia 64

### 1994

March 4-7 - Chattanooga, Tenn.

### FIRST ROUND

- (8) Georgia 84, (9) Arkansas 62
- (7) Kentucky 83, (10) South Carolina 80
- (5) Ole Miss 100, (12) Mississippi State 64
- (6) Auburn 76, (11) LSU 73

### SECOND ROUND

- (1) Tennessee 86, (8) Georgia 72
- (2) Vanderbilt 83, (7) Kentucky 80
- (4) Alabama 86, (5) Ole Miss 84
- (3) Florida 72, (6) Auburn 67

### SEMIFINALS

- (1) Tennessee 72, (4) Alabama 56
- (2) Vanderbilt 94, (3) Florida 72

### FINALS

- (1) Tennessee 82, (2) Vanderbilt 57

### 1995

March 3-6 - Chattanooga, Tenn.

### FIRST ROUND

- (9) Kentucky 75, (8) Auburn 51
- (7) Ole Miss 78, (10) Mississippi State 69
- (5) Arkansas 80, (12) South Carolina 70
- (6) Florida 88, (11) LSU 80

### SECOND ROUND

- (1) Tennessee 74, (9) Kentucky 62
- (2) Vanderbilt 64, (7) Ole Miss 57
- (4) Alabama 86, (5) Arkansas 72
- (3) Georgia 88, (6) Florida 71

### SEMIFINALS

- (1) Tennessee 84, (4) Alabama 70
- (2) Vanderbilt 82, (3) Georgia 56

### FINALS

- (2) Vanderbilt 67, (1) Tennessee 61

### 1996

March 1-4 - Chattanooga, Tenn.

### FIRST ROUND

- (8) LSU 85, (9) Mississippi State 63
- (7) Ole Miss 76, (10) Arkansas 73
- (5) Auburn 58, (12) Kentucky 43
- (6) Florida 65, (11) South Carolina 48

### SECOND ROUND

- (8) LSU 73, (1) Georgia 71
- (2) Tennessee 73, (7) Ole Miss 51
- (4) Alabama 65, (5) Auburn 59
- (6) Florida 83, (3) Vanderbilt 73

### SEMIFINALS

- (4) Alabama 86, (8) LSU 70
- (2) Tennessee 74, (6) Florida 63

### FINALS

- (2) Tennessee 64, (4) Alabama 60

### 1997

Feb. 28-March 3 - Chattanooga, Tenn.

### FIRST ROUND

- (9) Auburn 72, (8) Ole Miss 64
- (7) Arkansas 71, (10) Kentucky 60
- (5) Tennessee 75, (12) South Carolina 48
- (6) Vanderbilt 70, (11) Mississippi State 42

### SECOND ROUND

- (9) Auburn 75, (1) Georgia 47
- (2) Alabama 85, (7) Arkansas 63
- (5) Tennessee 100, (4) LSU 99 (OT)
- (3) Florida 68, (6) Vanderbilt 54

### SEMIFINALS

- (9) Auburn 61, (5) Tennessee 59
- (3) Florida 83, (2) Alabama 73

### FINALS

- (9) Auburn 52, (3) Florida 47

### 1998

Feb. 26-March 1 - Columbus, Ga.

### FIRST ROUND

- (9) Mississippi State 67, (8) Kentucky 48
- (11) South Carolina 76, (6) LSU 61
- (12) Ole Miss 77, (5) Georgia 73
- (7) Arkansas 59, (10) Auburn 43

### SECOND ROUND

- (4) Vanderbilt 76, (12) Ole Miss 64
- (3) Alabama 92, (11) South Carolina 72
- (1) Tennessee 88, (9) Mississippi State 60
- (2) Florida 63, (7) Arkansas 49

### SEMIFINALS

- (3) Alabama 74, (2) Florida 61
- (1) Tennessee 106, (4) Vanderbilt 45

### FINALS

- (1) Tennessee 67, (3) Alabama 63



# TOURNAMENTS

ALABAMA • ARKANSAS • AUBURN • FLORIDA • GEORGIA • KENTUCKY • LSU • OLE MISS

## SEC TOURNAMENT RESULTS

### 1999

Feb. 25-28 - Chattanooga, Tenn.

#### FIRST ROUND

- (8) Florida 64, (9) Vanderbilt 61
- (5) Alabama 82, (12) South Carolina 71
- (6) Mississippi State 79, (11) Arkansas 70
- (7) Kentucky 75, (10) Ole Miss 59

#### SECOND ROUND

- (1) Tennessee 92, (8) Florida 80
- (5) Alabama 76, (4) Auburn 72
- (3) Georgia 72, (6) Mississippi State 66
- (7) Kentucky 81, (2) LSU 71

#### SEMIFINALS

- (1) Tennessee 80, (5) Alabama 69
- (3) Georgia 68, (7) Kentucky 62

#### FINALS

- (1) Tennessee 85, (3) Georgia 69

### 2000

March 2-5 - Chattanooga, Tenn.

#### FIRST ROUND

- (9) Kentucky 67, (8) Alabama 63
- (7) Florida 96, (10) Arkansas 86
- (5) Mississippi State 75, (12) Ole Miss 59
- (6) Vanderbilt 80, (11) South Carolina 58

#### SECOND ROUND

- (1) Georgia 63, (9) Kentucky 45
- (2) Tennessee 92, (7) Florida 79
- (5) Mississippi State 66, (4) Auburn 56
- (6) Vanderbilt 59, (3) LSU 46

#### SEMIFINALS

- (5) Mississippi State 62, (1) Georgia 61
- (2) Tennessee 61, (6) Vanderbilt 53

#### FINALS

- (2) Tennessee 70, (5) Mississippi State 67

### 2001

March 1-4 - Memphis, Tenn.

#### FIRST ROUND

- (8) Alabama 59, (9) Auburn 55
- (7) Arkansas 94, (10) Mississippi State 76
- (5) LSU 72, (12) Kentucky 57
- (11) Ole Miss 75, (6) South Carolina 68

#### SECOND ROUND

- (1) Tennessee 82, (8) Alabama 52
- (7) Arkansas 78, (2) Florida 69
- (4) Vanderbilt 70, (5) LSU 58
- (3) Georgia 80, (11) Ole Miss 61

#### SEMIFINALS

- (4) Vanderbilt 77, (1) Tennessee 74
- (3) Georgia 63, (7) Arkansas 44

#### FINALS

- (3) Georgia 62, (4) Vanderbilt 60

### 2002

February 28-March 3 - Nashville, Tenn.

#### FIRST ROUND

- (9) Georgia 64, (8) Alabama 60
- (7) Arkansas 78, (10) Ole Miss 60
- (12) Kentucky 75, (5) Mississippi State 72
- (11) Auburn 70, (6) Florida 57

#### SECOND ROUND

- (1) Tennessee 81, (9) Georgia 67
- (7) Arkansas 79, (2) South Carolina 61
- (4) LSU 74, (12) Kentucky 62
- (3) Vanderbilt 55, (11) Auburn 39

#### SEMIFINALS

- (4) LSU 81, (1) Tennessee 80
- (3) Vanderbilt 81, (7) Arkansas 78

#### FINALS

- (3) Vanderbilt 63, (4) LSU 48

### 2003

March 6-9 - Little Rock, Ark.

#### FIRST ROUND

- (8) Auburn 68, (9) Kentucky 62
- (5) South Carolina 79, (12) Ole Miss 64
- (6) Vanderbilt 74, (11) Florida 58
- (7) Arkansas 53, (10) Alabama 48

#### SECOND ROUND

- (1) Tennessee 66, (8) Auburn 51
- (4) Mississippi State 79, (5) South Carolina 75
- (6) Vanderbilt 74, (3) Georgia 70
- (2) LSU 78, (7) Arkansas 72

#### SEMIFINALS

- (1) Tennessee 79, (4) Mississippi State 75
- (2) LSU 78, (6) Vanderbilt 69

#### FINALS

- (2) LSU 78, (1) Tennessee 62

### 2004

March 4-7 - Nashville, Tenn.

#### FIRST ROUND

- (8) Mississippi State 79, (9) Arkansas 74
- (7) Ole Miss 63, (10) Alabama 56
- (5) Georgia 73, (12) South Carolina 42
- (6) Vanderbilt 60, (11) Kentucky 41

#### SECOND ROUND

- (1) Tennessee 67, (8) Mississippi State 57
- (2) LSU 79, (7) Ole Miss 66
- (5) Georgia 76, (4) Florida 72
- (6) Vanderbilt 76, (3) Auburn 74

#### SEMIFINALS

- (5) Georgia 68, (1) Tennessee 66 (OT)
- (6) Vanderbilt 78, (2) LSU 66

#### FINALS

- (6) Vanderbilt 62, (5) Georgia 56

### 2005

March 3-6 - Greenville, S.C.

#### FIRST ROUND

- (9) Alabama 62, (8) Florida 58
- (7) Auburn 62, (10) Kentucky 57
- (5) Ole Miss 53, (12) South Carolina 50
- (11) Arkansas 80, (6) Mississippi State 73

#### SECOND ROUND

- (1) LSU 60, (9) Alabama 59
- (2) Tennessee 64, (7) Auburn 54
- (4) Georgia 87, (5) Ole Miss 65
- (3) Vanderbilt 79, (11) Arkansas 60

#### SEMIFINALS

- (1) LSU 79, (4) Georgia 65
- (2) Tennessee 76, (3) Vanderbilt 73

#### FINALS

- (2) Tennessee 67, (1) LSU 65

### 2006

March 2-5 - Little Rock, Ark.

#### FIRST ROUND

- (8) Ole Miss 94, (9) Arkansas 64
- (10) Auburn 64, (7) South Carolina 48
- (5) Florida 98, (12) Mississippi State 83
- (6) Vanderbilt 84, (11) Alabama 47

#### SECOND ROUND

- (1) LSU 92, (8) Ole Miss 73
- (2) Tennessee 77, (10) Auburn
- (4) Kentucky 88, (5) Florida 70
- (3) Georgia 69, (6) Vanderbilt

#### SEMIFINALS

- (1) LSU 79, (4) Kentucky 52
- (2) Tennessee 89, (3) Georgia 79

#### FINALS

- (2) Tennessee 63, (1) LSU 62

### 2007

March 1-4 - Duluth, Ga.

#### FIRST ROUND

- (8) South Carolina 65, (9) Auburn 63
- (7) Kentucky 72, (10) Arkansas 57
- (5) Ole Miss 78, (12) Alabama 49
- (11) Florida 69, (6) Mississippi State 63

#### SECOND ROUND

- (1) Tennessee 81, (8) South Carolina 63
- (2) Georgia 72, (7) Kentucky 40
- (4) LSU 52, (5) Ole Miss 46
- (3) Vanderbilt 105, (11) Florida 77

#### SEMIFINALS

- (4) LSU 63, (1) Tennessee 54
- (3) Vanderbilt 81, (2) Georgia 56

#### FINALS

- (3) Vanderbilt 51, (4) LSU 45

# TOURNAMENTS



MISSISSIPPI STATE • MISSOURI • SOUTH CAROLINA • TENNESSEE • TEXAS A&M • VANDERBILT

## SEC TOURNAMENT RESULTS

### 2008

March 6-9 - Nashville, Tenn.

#### FIRST ROUND

- (8) Ole Miss 54, (9) Mississippi State 49  
(7) Florida 71, (10) South Carolina 57  
(5) Georgia 71, (12) Alabama 62  
(6) Auburn 73, (11) Arkansas 51

#### SECOND ROUND

- (1) LSU 80, (8) Ole Miss 36  
(2) Tennessee 92, (7) Florida 61  
(4) Kentucky 57, (5) Georgia 50  
(3) Vanderbilt 49, (6) Auburn 44

#### SEMIFINALS

- (1) LSU 66, (4) Kentucky 49  
(2) Tennessee 63, (3) Vanderbilt 48

#### FINALS

- (2) Tennessee 61, (1) LSU 55

### 2009

March 5-8 - Little Rock, Ark.

#### FIRST ROUND

- (9) Ole Miss 65, (8) Arkansas 60  
(7) Georgia 82, (10) Kentucky 64  
(5) Tennessee 68, (12) Alabama 49  
(6) Mississippi State 49, (11) South Carolina 39

#### SECOND ROUND

- (1) Auburn 71, (9) Ole Miss 65  
(2) Vanderbilt 69, (7) Georgia 61  
(5) Tennessee 71, (4) Florida 67  
(3) LSU 63, (6) Mississippi State 58

#### SEMIFINALS

- (1) Auburn 78, (5) Tennessee 58  
(2) Vanderbilt 61, (3) LSU 47

#### FINALS

- (2) Vanderbilt 61, (1) Auburn 54

### 2010

March 4-7 - Duluth, Ga.

#### FIRST ROUND

- (9) Ole Miss 64, (8) South Carolina 63  
(10) Auburn 74, (7) Florida 61  
(5) Vanderbilt 65, (12) Arkansas 64 (OT)  
(6) Georgia 73, (11) Alabama 66

#### SECOND ROUND

- (1) Tennessee 76, (9) Ole Miss 51  
(2) Kentucky 65, (10) Auburn 54  
(5) Vanderbilt 63, (4) LSU 61  
(3) Mississippi State 67, (6) Georgia 52

#### SEMIFINALS

- (1) Tennessee 68, (5) Vanderbilt 49  
(2) Kentucky 76, (3) Mississippi State 65

#### FINALS

- (1) Tennessee 70, (2) Kentucky 62

### 2011

March 3-6 - Nashville, Tenn.

#### FIRST ROUND

- (8) Florida 68, (9) Arkansas 59  
(7) LSU 60, (10) Alabama 36  
(5) South Carolina 62, (12) Ole Miss 50  
(6) Auburn 47, (11) Mississippi State 49

#### SECOND ROUND

- (1) Tennessee 92, (8) Florida 75  
(2) Kentucky 60, (7) Auburn 58  
(4) Georgia 66, (5) South Carolina 34  
(3) Vanderbilt 69, (11) Mississippi State 55

#### SEMIFINALS

- (1) Tennessee 82, (4) Georgia 58  
(2) Kentucky 69, (3) Vanderbilt 56

#### FINALS

- (1) Tennessee 90, (2) Kentucky 65

### 2012

March 1-4 - Nashville, Tenn.

#### FIRST ROUND

- (8) Florida 70, (9) Auburn 60  
(7) Vanderbilt 67, (10) Mississippi State 51  
(5) Arkansas 64, (12) Ole Miss 47  
(6) South Carolina 57, (11) Alabama 38

#### SECOND ROUND

- (1) Kentucky 71, (8) Florida 67  
(2) Tennessee 68, (7) Vanderbilt 57  
(4) LSU 41, (5) Arkansas 40  
(6) South Carolina 59, (3) Georgia 55

#### SEMIFINALS

- (4) LSU 72, (1) Kentucky 61  
(2) Tennessee 74, (6) South Carolina 58

#### FINALS

- (2) Tennessee 70, (4) LSU 58

### 2013

March 6-10 - Duluth, Ga.

#### FIRST ROUND

- (13) Alabama 63, (12) Mississippi State 36

#### SECOND ROUND

- (9) Florida 64, (8) Arkansas 59  
(5) South Carolina 77, (13) Alabama 35  
(7) Vanderbilt 53, (10) Missouri 40  
(6) LSU 65, (11) Auburn 62

#### THIRD ROUND

- (1) Tennessee 82, (9) Florida 73  
(4) Texas A&M 61, (5) South Carolina 52  
(2) Kentucky 76, (7) Vanderbilt 65  
(3) Georgia 71, (6) LSU 53

#### SEMIFINALS

- (4) Texas A&M 66, (1) Tennessee 62  
(2) Kentucky 60, (3) Georgia 38

#### FINALS

- (4) Texas A&M 75, (2) Kentucky 67

### 2014

March 5-9 - Duluth, Ga.

#### FIRST ROUND

- (13) Mississippi State 73, (12) Missouri 10  
(14) Ole Miss 63, (11) Arkansas 62

#### SECOND ROUND

- (9) Georgia 53, (8) Vanderbilt 43  
(5) Florida 71, (13) Mississippi State 67  
(10) LSU 78, (7) Alabama 65  
(6) Auburn 70, (14) Ole Miss 54

#### THIRD ROUND

- (1) South Carolina 67, (9) Georgia 48  
(4) Kentucky 75, (5) Florida 70  
(2) Tennessee 77, (10) LSU 65  
(3) Texas A&M 86, (6) Auburn 54

#### SEMIFINALS

- (4) Kentucky 68, (1) South Carolina 58  
(2) Tennessee 86, (3) Texas A&M 77

#### FINALS

- (2) Tennessee 71, (4) Kentucky 70

### 2015

March 4-8 - Little Rock, Ark.

#### FIRST ROUND

- (13) Auburn 71, (12) Florida 49  
(11) Vanderbilt 66, (14) Alabama 56

#### SECOND ROUND

- (9) Arkansas 72, (8) Ole Miss 61  
(5) Texas A&M 57, (13) Auburn 47  
(10) Georgia 75, (7) Missouri 64  
(6) Kentucky 67, (11) Vanderbilt 61

#### THIRD ROUND

- (1) South Carolina 58, (9) Arkansas 36  
(4) LSU 71, (5) Texas A&M 65  
(2) Tennessee 75, (10) Georgia 41  
(6) Kentucky 76, (3) Mississippi State 67

#### SEMIFINALS

- (1) South Carolina 74, (4) LSU 54  
(2) Tennessee 75, (6) Kentucky 64

#### FINALS

- (1) South Carolina 62, (2) Tennessee 46



# TOURNAMENTS

ALABAMA • ARKANSAS • AUBURN • FLORIDA • GEORGIA • KENTUCKY • LSU • OLE MISS

## SEC TOURNAMENT INDIVIDUAL RECORDS

### SINGLE GAME

#### **MOST POINTS**

44 - LaToya Thomas, MS vs. AR. . . . . 2001

#### **MOST FIELD GOALS**

17 - Becky Jackson, AU vs. UT. . . . . 1983

#### **MOST FIELD GOALS ATTEMPTED**

32 - Tan White, MSU vs. UT. . . . . 2004

#### **BEST FIELD GOAL PERCENTAGE (MIN. 10 MADE)**

100.0 - Lisa Collins, UK vs. LSU (10x10) . . . . . 1984

#### **MOST 3-POINT FIELD GOALS**

7 - Twice  
Last by Sara Burgess, USC vs. UM (7x10) . . . . . 2003

#### **MOST 3-POINT FIELD GOALS ATTEMPTED**

20 - Brandi McCain, UF vs. AR . . . . . 2001

#### **BEST 3-POINT FIELD GOAL PERCENTAGE (MIN. 4 ATTS.)**

100.0 - Christina Wirth, VU vs. UF (5x5) . . . . . 2007

#### **MOST FREE THROWS**

15 - Shelia Collins, UT vs. LSU. . . . . 1985

#### **MOST FREE THROWS ATTEMPTED**

19 - Twice  
Last by Armintie Price, UM vs. USC. . . . . 2005

#### **BEST FREE THROW PERCENTAGE (MIN. 10 MADE)**

100.0 - Five times  
Last by Meredith Marsh, VU vs. UG (10x10) . . . . . 2007

#### **MOST REBOUNDS**

21 - Twice  
Last by Sheila Johnson, LSU vs. MSU . . . . . 1990

#### **MOST ASSISTS**

18 - Dawn Marsh, UT vs. UG . . . . . 1988

#### **MOST STEALS**

9 - Karen Booker, VU vs. UG. . . . . 1987

#### **MOST BLOCKS**

8 - Wanda Holloway, UG vs. UK . . . . . 1981

### TOURNAMENT

#### **MOST POINTS**

90 - Twice  
Last by Shelia Collins, UT (3 games). . . . . 1985

#### **MOST FIELD GOALS**

35 - Four times  
Last by Seimone Augustus, LSU (3 games) . . . . . 2006

#### **MOST FIELD GOALS ATTEMPTED**

68 - Tara Williams, Auburn (4 games) . . . . . 1997

#### **BEST FIELD GOAL PERCENTAGE (MIN. 20 ATTS.)**

79.5 - Katrina McClain, UG (35x44, 3 games). . . . . 1986

#### **MOST 3-POINT GOALS**

13 - Betsy Harris, UA (13x31, 3 games) . . . . . 1993

#### **MOST 3-POINT GOALS ATTEMPTED**

31 - Betsy Harris, UA (13x31, 3 games) . . . . . 1993

#### **BEST 3-POINT PERCENTAGE (MIN. 10 ATTS.)**

86.0 - Angie Bjorklund, UT (12x14) . . . . . 2011

#### **MOST FREE THROWS**

33 - Shelia Collins, UT (3 games). . . . . 1985

#### **MOST FREE THROWS ATTEMPTED**

38 - Shelia Collins, UT (3 games). . . . . 1985

#### **BEST FREE THROW PERCENTAGE (MIN. 10 ATTS.)**

100.0 - Five times  
Last by Christina Foggie, VU (12x12, 2 games). . . . . 2012

#### **MOST REBOUNDS**

44 - Valerie Still, UK (3 games) . . . . . 1980

#### **MOST ASSISTS**

33 - Dawn Marsh, UT (3 games) . . . . . 1988

### CHAMPIONSHIP GAME

#### **MOST POINTS**

34 - Bridgette Gordon, UT vs. AU . . . . . 1988

#### **MOST FIELD GOALS**

14 - Eugenia Conner, UM vs. UG . . . . . 1983

#### **MOST 3-POINT GOALS**

7 - Angie Bjorklund, UT vs. UK. . . . . 2011

#### **MOST FREE THROWS**

13 - Bridgette Gordon, UT vs. AU . . . . . 1989

#### **MOST REBOUNDS**

15 - Kelsey Bone, TAMU vs. UK . . . . . 2013



**LaToya Thomas scored 44 points against Arkansas in the 2001 SEC Tournament.**

# TOURNAMENTS



MISSISSIPPI STATE • MISSOURI • SOUTH CAROLINA • TENNESSEE • TEXAS A&M • VANDERBILT

## SEC TOURNAMENT TEAM RECORDS

### SINGLE GAME

<b><u>MOST POINTS SCORED</u></b>	
118 - Tennessee vs. Florida . . . . .	1980
<b><u>FEWEST POINTS SCORED</u></b>	
34 - South Carolina vs. Georgia . . . . .	2011
<b><u>MOST POINTS, LOSING TEAM</u></b>	
99 - LSU vs. Tennessee . . . . .	1997
<b><u>MOST FIELD GOALS</u></b>	
44 - Georgia vs. Auburn . . . . .	1984
<b><u>MOST FIELD GOALS ATTEMPTED</u></b>	
85 - Kentucky vs. Alabama . . . . .	1992
<b><u>BEST FIELD GOAL PERCENTAGE</u></b>	
67.3 - Georgia vs. Ole Miss (33x49) . . . . .	1986
<b><u>FEWEST FIELD GOALS</u></b>	
14 - 12 Times	
Last by Mississippi State vs. Alabama . . . . .	2013
Alabama vs. South Carolina . . . . .	2013
Georgia vs. Kentucky . . . . .	2013
<b><u>FEWEST FIELD GOALS ATTEMPTED</u></b>	
35 - Arkansas vs. LSU . . . . .	2012
<b><u>LOWEST FIELD GOAL PERCENTAGE</u></b>	
22.2 - Twice	
Last by Georgia vs. Kentucky . . . . .	2013
<b><u>MOST 3-POINT GOALS</u></b>	
13 - Alabama vs. South Carolina . . . . .	1998
<b><u>MOST 3-POINT GOALS ATTEMPTED</u></b>	
33 - S. Carolina vs. Kentucky . . . . .	1994
<b><u>BEST 3-POINT PERCENTAGE (MIN. 6 ATTS.)</u></b>	
87.5 - Vanderbilt vs. Ole Miss (7x8) . . . . .	1998
<b><u>MOST FREE THROWS</u></b>	
35 - Vanderbilt vs. Mississippi State . . . . .	1982
<b><u>MOST FREE THROWS ATTEMPTED</u></b>	
49 - Vanderbilt vs. Mississippi State . . . . .	1982
<b><u>BEST FREE THROW PERCENTAGE (MIN. 10 ATTS.)</u></b>	
95.2 - Georgia vs. Tennessee (20x21) . . . . .	2006
<b><u>BEST FREE THROW PERCENTAGE (LESS THAN 10 ATTS.)</u></b>	
100.0 - Three times	
Last by South Carolina vs. Ole Miss (8x8) . . . . .	1993
<b><u>FEWEST FREE THROWS</u></b>	
1 - Florida vs. Alabama . . . . .	1983
<b><u>FEWEST FREE THROWS ATTEMPTED</u></b>	
2 - LSU vs. Vanderbilt . . . . .	2002
<b><u>LOWEST FREE THROW PERCENTAGE</u></b>	
25.0 - Florida vs. Alabama (1x4) . . . . .	1983
<b><u>MOST REBOUNDS</u></b>	
66 - Miss. State vs. Vanderbilt . . . . .	1982
<b><u>FEWEST REBOUNDS</u></b>	
20 - Twice	
Last by Arkansas vs. Auburn . . . . .	2008
<b><u>MOST ASSISTS</u></b>	
29 - Three times	
Last by Georgia vs. Auburn . . . . .	1984
<b><u>FEWEST ASSISTS</u></b>	
1 - South Carolina vs. Alabama . . . . .	2012
<b><u>MOST STEALS</u></b>	
25 - Ole Miss vs. Alabama . . . . .	2007
<b><u>MOST TURNOVERS</u></b>	
42 - Alabama vs. Ole Miss . . . . .	2007
<b><u>FEWEST TURNOVERS</u></b>	
3 - Vanderbilt vs. Georgia . . . . .	2009

### **MOST BLOCKS**

16 - Georgia vs. Kentucky . . . . . 1981

### **MOST FOULS**

35 - Twice  
Last by Georgia vs. Ole Miss . . . . . 1989

### **FEWEST FOULS**

7 - Vanderbilt vs. LSU . . . . . 2002



*Brandi McCain had 20 three-point field goal attempts against Arkansas in the 2001 tournament.*



# TOURNAMENTS

ALABAMA • ARKANSAS • AUBURN • FLORIDA • GEORGIA • KENTUCKY • LSU • OLE MISS

## SEC TOURNAMENT INDIVIDUAL SUPERLATIVES

### SCORING - MINIMUM 30 POINTS

- 44 - LaToya Thomas, MSU vs. AR (2001)
- 40 - Shameka Christon, AR vs. VU (2002)
- 40 - Shelia Collins, UT vs. UM (1985)
- 39 - Merlakia Jones, UF vs. LSU (1995)
- 38 - Tan White, MSU vs. ARK (2005)
- 37 - Becky Jackson, AU vs. UT (1983)
- 35 - Jennifer Gillom, UM vs. UT (1986)
- 35 - Shelia Collins, UT vs. LSU (1985)
- 35 - Janet Harris, UG vs. AU (1984)
- 34 - LaToya Thomas, MSU vs. UT (2003)
- 34 - Bridgette Gordon, UT vs. AU (1988)
- 34 - Barbara Brackman, VU vs. UT (1982)
- 34 - Valerie Still, UK vs. LSU (1982)
- 33 - Taber Spani, UT vs. TAMU (2013)
- 33 - Tasha Humphrey, UG vs. LSU (2005)
- 33 - Shameka Christon, AR vs. LSU (2003)
- 33 - Valerie Still, UK vs. MSU (1981)
- 32 - DeWanna Bonner, AU vs. UM (2009)
- 32 - Kara Lawson, UT vs. MSU (2003)
- 32 - Bridgette Gordon, UT vs. UG (1988)
- 32 - Vickie Orr, AU vs. UG (1987)
- 32 - Teresa Edwards, UG vs. LSU (1986)
- 32 - Katrina McClain, UG vs. LSU (1986)
- 32 - Sandra Rushing, UA vs. UF (1986)
- 32 - Harriet Brumfield, VU vs. UA (1985)
- 32 - Janet Harris, UG vs. LSU (1982)
- 31 - Makayla Epps, UK vs. MSU (2015)

### REBOUNDING

- 21 - Sheila Johnson, LSU vs. MSU (1990)
- 21 - Belinda Woods, MSU vs. VU (1982)
- 18 - Brittany Henderson, UK vs. VU (2011)
- 18 - Dana Johnson, UT vs. UA (1994)
- 18 - Harriet Brumfield, VU vs. UA (1985)
- 18 - Harriet Brumfield, VU vs. MSU (1982)
- 17 - Tiffany Clarke, VU vs. UK (2011)
- 17 - Murrell Page, UF vs. LSU (1995)
- 17 - Clara Jackson, UM vs. USC (1993)
- 17 - Karen Linder, LSU vs. UT (1987)
- 17 - Shelia Collins, UT vs. UM (1985)
- 17 - Lori Monroe, AU vs. UK (1983)
- 17 - Mary Ostrowski, UT vs. VU (1982)
- 17 - Valerie Still, UK vs. AU (1980)

### FIELD GOALS (ATTS.)

- 17 (24) - Becky Jackson, AU vs. UT (1983)
- 16 (23) - Shameka Christon, AR vs. VU (2002)
- 15 (23) - Shameka Christon, AR vs. LSU (2003)
- 15 (24) - LaToya Thomas, MSU vs. AR (2001)
- 15 (26) - Merlakia Jones, UF vs. LSU (1995)
- 15 (25) - Teresa Edwards, UG vs. LSU (1986)
- 15 (28) - Shelia Collins, UT vs. UM (1985)
- 15 (25) - Barbara Brackman, VU vs. UT (1982)

### FIELD GOALS ATTEMPTS (MADE)

- 32 (9) - Tan White, MSU vs. UT (2004)
- 30 (10) - Vickie Orr, AU vs. UT (1988)
- 29 (6) - Brandi McCain, UF vs. AR (2001)

### THREE-POINT FIELD GOALS (ATTS.)

- 7 (8) - Angie Bjorklund, UT vs. UK (2011)
- 7 (10) - Sarah Burgess, USC vs. UM (2003)
- 7 (14) - Betsy Harris, UA vs. UK (1993)

### THREE-POINT FIELD GOAL ATTS. (MADE)

- 20 (4) - Brandi McCain, UF vs. AR (2001)
- 15 (3) - Alexis Rack, MSU vs. UM (2008)
- 15 (5) - Dana Chatman, LSU vs. AU (1990)
- 14 (4) - Elizabeth Robertson, UM vs. SC (2010)
- 14 (6) - Cornielia Gayden, LSU vs. UF (1995)
- 14 (7) - Betsy Harris, UA vs. UK (1993)

### FREE THROWS (ATTS.)

- 15 (16) - Shelia Collins, UT vs. LSU (1985)
- 14 (17) - LaToya Thomas, MSU vs. AR (2001)
- 14 (16) - Ashley McElhiney, VU vs. UT (2001)
- 13 (17) - Shannon Johnson, USC vs. UK (1994)
- 13 (15) - Bridgette Gordon, UT vs. AU (1989)

### FREE THROWS ATTEMPTS (MADE)

- 19 (7) - Arminie Price, UM vs. USC (2005)
- 17 (14) - LaToya Thomas, MSU vs. AR (2001)
- 17 (13) - Shannon Johnson, USC vs. UK (1994)
- 16 (11) - Glory Johnson, UT vs. UF (2011)
- 16 (14) - Ashley McElhiney, VU vs. UT (2001)
- 16 (11) - Daedra Charles, UT vs. VU (1991)
- 16 (8) - Harriet Brumfield, VU vs. MSU (1985)
- 16 (15) - Shelia Collins, UT vs. LSU (1985)

### BLOCKS

- 8 - Angela Gorsica, VU vs. UG (1995)
- 8 - Wanda Holloway, UG vs. UK (1981)
- 7 - Kelley Cain, UT vs. UA (2009)
- 7 - Sylvia Fowles, LSU vs. UT (2006)
- 7 - Marita Payne, AU vs. UT (2005)
- 7 - Dee Dee Franklin, LSU vs. VU (1989)
- 6 - Chanel Mokango, MSU vs. UG (2010)
- 6 - Carla Thomas, VU vs. UK (2004)
- 6 - Daedra Charles, UT vs. UG (1990)
- 6 - Katrina McClain, UG vs. VU (1985)
- 6 - Deborah Mitchell, UG vs. UK (1981)

### STEALS

- 9 - Karen Booker, VU vs. UG (1987)
- 8 - Arminie Price, UM vs. USC (2005)

### ASSISTS

- 18 - Dawn Marsh, UT vs. UG (1988)
- 17 - Temeka Johnson, LSU vs. UG (2005)
- 15 - Niesa Johnson, UA vs. UM (1994)
- 15 - Patty Jo Hedges, UK vs. LSU (1982)
- 14 - Cathy Bender, VU vs. UT (1982)

# TOURNAMENTS



MISSISSIPPI STATE • MISSOURI • SOUTH CAROLINA • TENNESSEE • TEXAS A&M • VANDERBILT

## SEC TOURNAMENT ATTENDANCE

TOTAL	TOURNAMENT SITE	YEAR	AVERAGE/SESSION
51,036	Nashville, Tenn.	2008	8,506
46,130	Nashville, Tenn.	2012	7,688
43,642	Little Rock, Ark.	2003	7,274
43,221	Chattanooga, Tenn.	1999	7,203
42,140	Nashville, Tenn.	2011	7,023
41,888	Nashville, Tenn.	2002	6,981
41,185	Chattanooga, Tenn.	2000	6,864
39,214	Nashville, Tenn.	2004	6,536
37,807	Chattanooga, Tenn.	1997	6,301
37,033	Little Rock, Ark.	2006	6,172
36,391	Chattanooga, Tenn.	1996	6,065
33,882	Duluth, Ga.	2007	5,647
32,793	Memphis, Tenn.	2001	5,466
30,467	Duluth, Ga.	2014	4,352
29,584	Columbus, Ga.	1998	4,930
29,540	Chattanooga, Tenn.	1995	4,923
28,650	Greenville, S.C.	2005	4,775
28,444	Chattanooga, Tenn.	1994	4,042
27,894	Duluth, Ga.	2010	4,649
24,777	Little Rock, Ark.	2009	4,129
25,821	Little Rock, Ark.	2015	3,689
24,252	Chattanooga, Tenn.	1993	4,042
20,497	Duluth, Ga.	2013	4,213
19,512	Albany, Ga.	1988	3,902
18,935	Albany, Ga.	1989	3,787
18,172	Albany, Ga.	1991	3,634
16,976	Albany, Ga.	1990	3,395
14,700	Albany, Ga.	1987	2,940
12,318	Albany, Ga.	1992	2,053
10,686	Oxford, Miss.	1985	2,137
9,418	Athens, Ga.	1986	1,884
9,274	Athens, Ga.	1984	1,855
8,111	Lexington, Ky.	1982	1,622
5,962	Knoxville, Tenn.	1983	1,192
4,085	Knoxville, Tenn.	1980	817
1,600	Baton Rouge, La.	1981	320

## CHAMPIONSHIP GAME ATTENDANCE

GAME	YEAR	SITE	ATTEND.
Tennessee 70, LSU 60	2012	Nashville	12,441
Tennessee 61, LSU 55	2008	Nashville	12,392
Tennessee 85, Georgia 69	1999	Chattanooga	11,163
Tennessee 90, Kentucky 65	2011	Nashville	11,150
Tennessee 70, Mississippi St. 67	2000	Chattanooga	10,687
Tennessee 63, LSU 62	2006	Little Rock	8,255
LSU 78, Tennessee 62	2003	Little Rock	8,072
Tennessee 67, Alabama 63	1998	Columbus	7,603
Vanderbilt 63, LSU 48	2002	Nashville	7,131
Tennessee 64, Alabama 60	1996	Chattanooga	7,121
Tennessee 71, Kentucky 70	2014	Duluth, Ga.	6,544
Tennessee 82, Vanderbilt 57	1994	Chattanooga	6,357
Tennessee 67, LSU 65	2005	Greenville	6,317
Vanderbilt 67, Tennessee 61	1995	Chattanooga	6,239
Tennessee 70, Kentucky 62	2010	Duluth	5,854
South Carolina 62, Tennessee 46	2015	Little Rock	5,819
Vanderbilt 62, Georgia 56	2004	Nashville	5,802
Kentucky 80, Tennessee 74	1982	Lexington	5,200
Texas A&M 75, Kentucky 67	2013	Duluth	5,076
Tennessee 73, Auburn 70	1988	Albany	5,012
Auburn 83, Georgia 57	1987	Albany	5,000
Vanderbilt 51, LSU 45	2007	Duluth	4,759
Vanderbilt 78, Georgia 64	1993	Chattanooga	4,586
Tennessee 66, Auburn 51	1989	Albany	4,508
Georgia 62, Vanderbilt 60	2001	Memphis	4,227
Auburn 52, Florida 47	1997	Chattanooga	3,826
Georgia 94, LSU 72	1986	Athens	3,416
LSU 80, Tennessee 75	1991	Albany	3,399
Georgia 74, Alabama 65	1984	Athens	3,356
Auburn 78, Tennessee 77	1990	Albany	3,323
Vanderbilt 61, Auburn 54	2009	Little Rock	3,261
Tennessee 73, Georgia 66	1992	Albany	2,675
Tennessee 85, Ole Miss 71	1980	Knoxville	2,342
Georgia 72, Ole Miss 69	1983	Knoxville	950
Tennessee 63, Auburn 60	1985	Oxford	512
Auburn 61, Alabama 50	1981	Baton Rouge	250

## LARGEST ATTENDANCE BY SESSION

ATTEND.	SESSION, YEAR	ATTEND.	SESSION, YEAR	ATTEND.	SESSION, YEAR
12,897	Session 5, 2008	9,323	Session 4, 1997	7,461	Session 3, 2011
11,788	Session 5, 1999	8,860	Session 5, 2003	7,438	Session 5, 1998
11,264	Session 5, 2002	8,604	Session 3, 2003	7,306	Session 3, 1997
11,182	Session 5, 2001	8,513	Session 1, 2003	7,167	Session 5, 2005
11,029	Session 5, 2012	8,594	Session 3, 2012	7,043	Session 3, 1995
10,443	Session 5, 2004	8,355	Session 3, 2000	6,878	Session 3, 2001
10,356	Session 5, 2000	8,324	Session 5, 2006	6,855	Session 3, 1994
10,207	Session 5, 2011	8,211	Session 3, 1999	6,710	Session 5, 1995
10,142	Session 5, 2007	7,803	Session 5, 1997	6,628	Session 3, 2007
9,938	Session 3, 2008	7,802	Session 4, 2002	6,630	Session 6, 2013
9,872	Session 3, 1996	7,678	Session 4, 2002	6,622	Session 5, 1996





# TOURNAMENTS



MISSISSIPPI STATE • MISSOURI • SOUTH CAROLINA • TENNESSEE • TEXAS A&M • VANDERBILT

## SEC ALL-TOURNAMENT TEAMS

### 1980

Lori Monroe, Auburn (Fr.)  
Valerie Still, Kentucky (Fr.)  
Peggie Gillom, Ole Miss (Sr.)  
Carol Ross, Ole Miss (Jr.)  
Cindy Noble, Tennessee (Jr.)  
Jill Rankin, Tennessee (Sr.) - MVP  
Holly Warlick, Tennessee (Sr.)

### 1981

Mary Beasley, Alabama (Sr.)  
Leslie Payne, Alabama (Sr.)  
Becky Jackson, Auburn (Fr.) - MVP  
Angie Hannah, Auburn (Jr.)  
Valerie Still, Kentucky (So.)

### 1982

Janet Harris, Georgia (Fr.)  
Patty Jo Hedges, Kentucky (Jr.)  
Valerie Still, Kentucky (Jr.) - MVP  
Joyce Walker, LSU (Fr.)  
Tanya Haave, Tennessee (Jr.)  
Mary Ostrowski, Tennessee (Jr.)

### 1983

Becky Jackson, Auburn (Jr.)  
T. Edwards, Georgia (Fr.) - MVP  
Lisa O'Connor, Georgia (Fr.)  
Joyce Walker, LSU (So.)  
Eugenia Conner, Ole Miss (So.)  
Tanya Haave, Tennessee (Sr.)

### 1984

C. Crumpton, Alabama (Sr.) - MVP  
Teresa Edwards, Georgia (So.)  
Janet Harris, Georgia (Jr.)  
Wanda Holloway, Georgia (Sr.)  
Joyce Walker, LSU (Jr.)  
Donna Atkinson, Vanderbilt (So.)

### 1985

Mae Ola Bolton, Auburn (Fr.)  
Brenda Hill, Auburn (Sr.)  
Janet Harris, Georgia (Sr.)  
Jennifer Gillom, Ole Miss (Jr.)  
Shelia Collins, Tennessee (Sr.) - MVP  
Dawn Marsh, Tennessee (So.)

### 1986

Teresa Edwards, Georgia (Sr.)  
K. McClain, Georgia (Jr.) - MVP  
Lisa O'Connor, Georgia (Sr.)  
Alisha Jones, LSU (Jr.)  
Jennifer Gillom, Ole Miss (Sr.)  
Jackie Cowan, Vanderbilt (Sr.)

### 1987

Mae Ola Bolton, Auburn (Jr.)  
Diann McNeil, Auburn (Jr.)  
Vickie Orr, Auburn (So.) - MVP  
Katrina McClain, Georgia (Sr.)  
Kathy Spinks, Tennessee (Sr.)  
Karen Booker, Vanderbilt (Sr.)

### 1988

Ruthie Bolton, Auburn (Jr.)  
Diann McNeil, Auburn (Sr.)  
Vickie Orr, Auburn (Jr.)  
Tammye Jenkins, Georgia (Fr.)  
Jodie Whitaker, Kentucky (Jr.)  
B. Gordon, Tennessee (Jr.) - MVP

### 1989

Vickie Orr, Auburn (Sr.)  
Patrena Scruggs, Auburn (Sr.)  
Sheila Frost, Tennessee (Sr.)  
B. Gordon, Tennessee (Sr.) - MVP  
Dena Head, Tennessee (Fr.)

### 1990

Carolyn Jones, Auburn (Jr.) - MVP  
Evelyn Thompson, Auburn (Sr.)  
Lady Hardmon, Georgia (So.)  
Daedra Charles, Tennessee (Jr.)  
Dena Head, Tennessee (So.)

### 1991

Carolyn Jones, Auburn (Sr.)  
Pokey Chatman, LSU (Sr.) - MVP  
Annette Jackson-Lowery, LSU (Sr.)  
Sheila Johnson, LSU (Sr.)  
Daedra Charles, Tennessee (Sr.)

### 1992

Lady Hardmon, Georgia (Sr.)  
Stacy McIntyre, Kentucky (Sr.)  
Charlotte Banks, Ole Miss (Sr.)  
Peggy Evans, Tennessee (Jr.)  
Dena Head, Tennessee (Sr.) - MVP

### 1993

Niesha Johnson, Alabama (So.)  
Deborah Reese, Georgia (Jr.)  
Clara Jackson, Ole Miss (Jr.)  
Misty Lamb, Vanderbilt (Sr.)  
M. Cunningham, Vanderbilt (So.) - MVP

### 1994

DeLisha Milton, Florida (Fr.)  
Dana Johnson, Tennessee (Jr.)  
Nikki McCray, Tennessee (Jr.)  
T. Woosley, Tennessee (Jr.) - MVP  
Rhonda Blades, Vanderbilt (Jr.)

### 1995

Niesha Johnson, Alabama (Sr.)  
Nikki McCray, Tennessee (Sr.)  
Dana Johnson, Tennessee (Sr.)  
Na'Sheema Hillmon, Vanderbilt (Fr.)  
Sheri Sam, Vanderbilt (Jr.) - MVP

### 1996

D. Canty, Alabama (Fr.) - MVP  
Brittany Ezell, Alabama (So.)  
Pietra Gay, LSU (Jr.)  
C. Holdsclaw, Tennessee (Fr.)  
Michelle Marciniak, Tennessee (Sr.)

### 1997

Laticia Morris, Auburn (Sr.) - MVP  
Tiffany Krantz, Auburn (Fr.)  
Tara Williams, Auburn (Sr.)  
DeLisha Milton, Florida (Jr.)  
Murriel Page, Florida (Jr.)  
C. Holdsclaw, Tennessee (So.)

### 1998

Dominique Canty, Alabama (Jr.)  
Murriel Page, Florida (Sr.)  
C. Holdsclaw, Tennessee (Jr.) - MVP  
Tamika Catchings, Tennessee (Fr.)  
Semeka Randall, Tennessee (Fr.)

### 1999

Dominique Canty, Alabama (Sr.)  
CoCo Miller, Georgia (So.)  
C. Holdsclaw, Tennessee (Sr.) - MVP  
Tamika Catchings, Tennessee (So.)  
Michelle Snow, Tennessee (Fr.)

### 2000

Angela Harris, Miss. State (Sr.)  
Nitra Perry, Miss. State (Sr.)  
L. Thomas, Miss. State (Fr.) - MVP  
Tamika Catchings, Tennessee (Jr.)  
Michelle Snow, Tennessee (So.)

### 2001

Kelly Miller, Georgia (Sr.)  
Deanna Nolan, Georgia (Sr.)  
LaToya Thomas, Miss. State (So.)  
Ashley McElhiney, Vanderbilt (So.)  
C. Anderson, Vanderbilt (So.) - MVP

### 2002

Shameka Christon, Arkansas (So.)  
Temeka Johnson, LSU (Fr.)  
Kara Lawson, Tennessee (Jr.)  
C. Anderson, Vanderbilt (Jr.)  
Z. Klimesova, Vanderbilt (Sr.) - MVP

### 2003

Shameka Christon, Arkansas (Jr.)  
Temeka Johnson, LSU (So.) - MVP  
Seimone Augustus, LSU (Fr.)  
LaToya Thomas, Miss. State (Sr.)  
Kara Lawson, Tennessee (Sr.)

### 2004

Janese Hardrick, Georgia (Fr.)  
Christi Thomas, Georgia (Jr.)  
Seimone Augustus, LSU (So.)  
Shyra Ely, Tennessee (Jr.)  
C. Thomas, Vanderbilt (Fr.) - MVP

### 2005

Tasha Humphrey, Georgia (Fr.)  
Seimone Augustus, LSU (Jr.)  
Temeka Johnson, LSU (Sr.)  
Armintie Price, Ole Miss (Fr.)  
Shyra Ely, Tennessee (Sr.) - MVP  
Brittany Jackson, Tennessee (Sr.)  
Shanna Zolman, Tennessee (Jr.)  
Ashley Earley, Vanderbilt (Sr.)

### 2006

Sherill Baker, Georgia (Sr.)  
Seimone Augustus, LSU (Sr.)  
Sylvia Fowles, LSU (So.)  
C. Parker, Tennessee (Fr.) - MVP  
Sidney Spencer, Tennessee (Jr.)

### 2007

Sylvia Fowles, LSU (Jr.)  
Rashonta LeBlanc, LSU (Jr.)  
Erica White, LSU (Jr.)  
Alexis Hornbuckle, UT (Jr.)  
Christina Wirth, VU (So.)  
Carla Thomas, VU (Sr.) - MVP

### 2008

DeWanna Bonner, AU (Jr.)  
Quanna Chaney, LSU (Sr.)  
Sylvia Fowles, LSU (Sr.)  
Shannon Bobbitt, UT (Sr.)  
Candace Parker, UT (Sr.) - MVP

### 2009

DeWanna Bonner, AU (Sr.)  
Whitney Boddie, AU (Sr.)  
Angie Bjorklund, UT (So.)  
Jennifer Risper, VU (Sr.)  
Christina Wirth, VU (Sr.) - MVP

### 2010

A'dia Mathies, UK (Fr.)  
Victoria Dunlap, UK (Jr.)  
Alicia Manning, UT (So.)  
Shekinna Stricklen, UT (So.)  
Alyssia Brewer, UT (So.) - MVP

### 2011

Victoria Dunlap, UK (Sr.)  
Angie Bjorklund, UT (Sr.)  
Glory Johnson, UT (Jr.)

Shekinna Stricklen, UT (Jr.) - MVP  
Tiffany Clarke, VU (Jr.)

### 2012

A'dia Mathies, UK (Jr.)  
Keyla Snowden, UK (Sr.)  
LaSondra Barrett, LSU (Sr.)  
Adrienne Webb, LSU (Jr.)  
Glory Johnson, UT (Sr.) - MVP  
Shekinna Stricklen, UT, (Sr.)

### 2013

A'dia Mathies, UK (Sr.)  
Taber Spani, UT (Sr.)  
Kristi Bellock, TAMU (Sr.)  
Kelsey Bone, TAMU (Jr.) - MVP  
Courtney Walker, TAMU (Fr.)

### 2014

Courtney Walker, TAMU (So.)  
DeNesha Stallworth, UK (Sr.)  
Linnae Harper, UK (Fr.)  
Isabelle Harrison, UT (Jr.) - MVP  
Cierra Burdick, UT (Jr.)

### 2015

Makayla Epps, UK (So.)  
Cierra Burdick, UT (Sr.)  
Jordan Reynolds, UT (So.)  
Alaina Coates, SC (So.)  
Aleighsa Welch, SC (Sr.) - MVP

## TOURNAMENT MVP

1980: Jill Rankin, UT  
1981: Becky Jackson, AU  
1982: Valerie Still, UK  
1983: Teresa Edwards, UG  
1984: Cassandra Crumpton, UA  
1985: Sheila Collins, UT  
1986: Katrina McClain, UG  
1987: Vickie Orr, AU  
1988: Bridgette Gordon, UT  
1989: Bridgette Gordon, UT  
1990: Carolyn Jones, AU  
1991: Pokey Chatman, LSU  
1992: Dena Head, UT  
1993: Mara Cunningham, VU  
1994: Tiffany Woosley, UT  
1995: Sheri Sam, VU  
1996: Dominique Canty, UA  
1997: Laticia Morris, AU  
1998: Chamique Holdsclaw, UT  
1999: Chamique Holdsclaw, UT  
2000: LaToya Thomas, MSU  
2001: Chantelle Anderson, VU  
2002: Zuzi Klimesova, VU  
2003: Temeka Johnson, LSU  
2004: Carla Thomas, VU  
2005: Shyra Ely, UT  
2006: Candace Parker, UT  
2007: Carla Thomas, VU  
2008: Candace Parker, UT  
2009: Christina Wirth, VU  
2010: Alyssia Brewer, UT  
2011: Shekinna Stricklen, UT  
2012: Glory Johnson, UT  
2013: Kelsey Bone, TAMU  
2014: Isabelle Harrison, UT  
2015: Aleighsa Welch, SC



# TOURNAMENTS

ALABAMA • ARKANSAS • AUBURN • FLORIDA • GEORGIA • KENTUCKY • LSU • OLE MISS

## SEC IN THE NCAA TOURNAMENT

### NCAA COMPOSITE RECORD

(1982-2015)

SCHOOL	APPEARANCES	WON	LOSS	PCT.	REGION SEMIS	REGION FINAL	FINAL FOUR
Tennessee	34	120	26	.821	33	27	18
Texas A&M	12	21	11	.656	6	3	1
LSU	24	43	24	.641	14	8	5
Georgia	31	55	31	.639	20	11	5
Auburn	18	29	18	.617	10	6	3
Alabama	10	16	10	.615	6	1	1
Vanderbilt	27	39	27	.590	14	5	1
Arkansas	11	10	7	.588	1	2	1
Kentucky	12	17	12	.586	5	4	0
South Carolina	12	17	12	.586	4	1	1
Ole Miss	17	17	17	.500	10	5	0
Mississippi State	7	7	7	.500	1	0	0
Florida	14	12	14	.461	2	1	0
Missouri	9	4	9	.308	2	0	0
<b>ACTUAL TOTALS</b>	<b>210</b>	<b>383</b>	<b>202</b>	<b>.655</b>	<b>121</b>	<b>73</b>	<b>35</b>
<b>CURRENT TOTALS</b>	<b>226</b>	<b>402</b>	<b>219</b>	<b>.647</b>	<b>128</b>	<b>75</b>	<b>36</b>

Records prior to joining SEC: Arkansas 4-4 (.500), Missouri 4-9 (.308), South Carolina 4-6 (.400), Texas A&M 17-8 (.680)

### SEC YEAR-BY-YEAR IN THE NCAA TOURNAMENT

YEAR	NCAA TEAMS	W-L	PCT.
1982	AU 0-1, UG 0-1, UK 2-1, UM 0-1, UT 3-1	5-5	.500
1983	AU 1-1, UG 3-1, UK 0-1, UM 1-1, UT 2-1	7-5	.583
1984	UA 1-1, UG 2-1, LSU 1-1, UM 1-1, UT 4-1	9-5	.643
1985	AU 1-1, UG 4-1, UM 2-1, UT 1-1	8-4	.667
1986	AU 1-1, UG 1-1, UK 0-1, LSU 2-1, UM 2-1, UT 3-1, VU 0-1	9-7	.563
1987	AU 2-1, UG 1-1, LSU 0-1, UM 1-1, UT 5-0, VU 0-1	9-5	.643
1988	UA 0-1, AU 4-1, UG 1-1, LSU 0-1, UM 1-1, UT 3-1	9-6	.600
1989	AU 4-1, UG 1-1, LSU 1-1, UM 2-1, UT 5-0, VU 0-1	13-5	.722
1990	AU 4-1, UG 0-1, LSU 0-1, UM 2-1, UT 2-1, VU 2-1	10-6	.625
1991	AU 2-1, UG 2-1, UK 0-1, LSU 0-1, UM 0-1, UT 5-0, VU 2-1	11-6	.647
1992	UA 1-1, UM 2-1, UT 1-1, VU 2-1	6-4	.600
1993	UA 1-1, AU 1-1, UF 1-1, UG 1-1, UT 2-1, VU 3-1	9-6	.600
1994	UA 4-1, AU 1-1, UF 0-1, UM 1-1, UT 2-1, VU 2-1	10-6	.625
1995	UA 2-1, AR 1-1, UF 1-1, UG 4-1, UM 0-1, UT 5-1, VU 2-1	15-7	.682
1996	UA 2-1, AU 3-1, UF 0-1, UG 5-1, UM 0-1, UT 6-0, VU 3-1	19-6	.760
1997	UA 2-1, AU 1-1, UF 3-1, UG 3-1, LSU 2-1, UT 6-0, VU 2-1	19-7	.731
1998	UA 2-1, AR 4-1, UF 2-1, UG 0-1, UT 6-0, VU 0-1	14-6	.700
1999	UA 1-1, AU 1-1, UF 0-1, UG 4-1, UK 1-1, LSU 2-1, MSU 0-1, UT 3-1	12-8	.600
2000	AU 1-1, UG 3-1, LSU 3-1, MSU 1-1, UT 5-1, VU 1-1	14-6	.700
2001	AR 1-1, UF 1-1, UG 1-1, LSU 1-1, UT 2-1, VU 3-1	9-6	.600
2002	AR 1-1, UF 0-1, UG 0-1, LSU 1-1, MSU 1-1, USC 3-1, UT 4-1, VU 3-1	13-8	.619
2003	AR 1-1, UG 2-1, LSU 3-1, MSU 1-1, USC 1-1, UT 5-1, VU 1-1	14-7	.667
2004	AU 1-1, UF 1-1, UG 3-1, LSU 4-1, UM 0-1, UT 5-1, VU 2-1	16-7	.696
2005	UG 2-1, LSU 4-1, UM 0-1, UT 4-1, VU 2-1	12-5	.706
2006	UF 0-1, UG 2-1, UK 1-1, LSU 4-1, UT 3-1, VU 1-1	11-6	.647
2007	UG 2-1, LSU 4-1, UM 3-1, UT 6-0, VU 1-1	16-4	.800
2008	AU 0-1, UG 1-1, LSU 4-1, UT 6-0, VU 2-1	13-4	.765
2009	AU 1-1, UF 1-1, UG 0-1, LSU 1-1, MSU 1-1, UT 0-1, VU 2-1	6-7	.462
2010	UG 2-1, UK 3-1, LSU 1-1, MSU 2-1, UT, 2-1, VU 1-1	11-6	.647
2011	UG 2-1, UK 1-1, UT 3-1, VU 0-1	6-4	.600
2012	AR 1-1, UF 1-1, UG 0-1, UK 3-1, LSU 1-1, SC 2-1, UT 3-1, VU 1-1	12-8	.600
2013	UG 3-1, UK 3-1, LSU 2-1, SC 1-1, UT 3-1, TAMU 1-1, VU 1-1	14-7	.667
2014	UF 1-1, UG 0-1, UK 2-1, LSU 2-1, SC 2-1, UT 2-1, TAMU 3-1, VU 0-1	12-8	.600
2015	AR 1-1, UK 1-1, LSU 0-1, MSU 1-1, SC 4-1, UT 3-1, TAMU 0-1	10-7	.588

### APPEARANCES BY SCHOOL

<b>ALABAMA [10]</b> 1984-88-92-93-94-95-96-97-98-99
<b>ARKANSAS [11]</b> 1986-89-90-91-95-98-2001-02-03-12-15
<b>AUBURN [18]</b> 1982-83-85-86-87-88-89-90-91-93-94-96-97-99-2000-04-08-09
<b>FLORIDA [14]</b> 1993-94-95-96-97-98-99-2001-02-04-06-09-12-14
<b>GEORGIA [31]</b> 1982-83-84-85-86-87-88-89-90-91-93-95-96-97-98-99-2000-01-02-03-04-05-06-07-08-09-10-11-12-13-14
<b>KENTUCKY [12]</b> 1982-83-86-91-99-2006-10-11-12-13-14-15
<b>LSU [24]</b> 1984-86-87-88-89-90-91-97-99-2000-01-02-03-04-05-06-07-08-09-10-12-13-14-15
<b>OLE MISS [17]</b> 1982-83-84-85-86-87-88-89-90-91-92-94-95-96-2004-05-07
<b>MISSISSIPPI STATE [7]</b> 1999-2000-02-03-09-10-15
<b>MISSOURI [9]</b> 1982-83-84-85-86-94-2001-04-06
<b>SOUTH CAROLINA [12]</b> 1982-86-88-89-90-91-2002-03-12-13-14-15
<b>TENNESSEE [34]</b> 1982-83-84-85-86-87-88-89-90-91-92-93-94-95-96-97-98-99-2000-01-02-03-04-05-06-07-08-09-10-11-12-13-14-15
<b>TEXAS A&amp;M [12]</b> 1994-96-2006-07-08-09-10-11-12-13-14-15
<b>VANDERBILT [27]</b> 1986-87-89-90-91-92-93-94-95-96-97-98-2000-01-02-03-04-05-06-07-08-09-10-11-12-13-14

# TOURNAMENTS



MISSISSIPPI STATE • MISSOURI • SOUTH CAROLINA • TENNESSEE • TEXAS A&M • VANDERBILT

## NCAA TOURNAMENT RESULTS

### 1982

<b>AUBURN</b>	Cheyney State	L 64-75	East Region First Round	Cheyney, Pa.
<b>GEORGIA</b>	Arizona State	L 77-97	Midwest Region First Round	Tempe, Ariz.
<b>KENTUCKY</b>	Illinois South Carolina Louisiana Tech	W 88-80 W 73-69 L 60-82	Midwest Region First Round Midwest Regional Semifinals Midwest Regional Finals	Lexington, Ky. Ruston, La. Ruston, La.
<b>OLE MISS</b>	Memphis State	L 70-72	Mideast Region First Round	Memphis, Tenn.
<b>TENNESSEE</b>	Jackson State Memphis State Southern Cal Louisiana Tech	W 72-56 W 78-63 W 91-90 (OT) L 46-82	Mideast Region First Round Mideast Regional Semifinals Mideast Regional Finals National Semifinals	Knoxville, Tenn. Knoxville, Tenn. Knoxville, Tenn. Norfolk, Va.

### 1983

<b>AUBURN</b>	Missouri Louisiana Tech	W 89-76 L 54-81	Midwest Region First Round Midwest Regional Semifinals	Auburn, Ala. Ruston, La.
<b>GEORGIA</b>	North Carolina Indiana Tennessee Southern Cal	W 72-70 W 86-70 W 67-63 L 57-81	Mideast Region First Round Mideast Regional Semifinals Mideast Regional Finals National Semifinals	Athens, Ga. Notre Dame, Ind. Notre Dame, Ind. Norfolk, Va.
<b>KENTUCKY</b>	Indiana	L 87-79	Mideast Region First Round	Lexington, Ky.
<b>OLE MISS</b>	Florida State Tennessee	W 86-76 L 83-90 (OT)	Mideast Region First Round Mideast Regional Semifinals	Oxford, Miss Notre Dame, Ind.
<b>TENNESSEE</b>	S.C. State Ole Miss Georgia	W 86-51 W 90-83 (OT) L 63-67	Mideast Region First Round Mideast Regional Semifinals Mideast Regional Finals	Knoxville, Tenn. Notre Dame, Ind. Notre Dame, Ind.

### 1984

<b>ALABAMA</b>	Central Michigan Tennessee	W 78-70 L 58-65	Mideast Region First Round Mideast Regional Semifinals	Mt. Pleasant, Mich. Knoxville, Tenn.
<b>GEORGIA</b>	Louisville Ole Miss Tennessee	W 112-69 W 73-63 L 61-73	Mideast Region First Round Mideast Regional Semifinals Mideast Regional Finals	Athens, Ga. Knoxville, Tenn. Knoxville, Tenn.
<b>LSU</b>	Missouri Louisiana Tech	W 92-82 L 67-92	Midwest Region First Round Midwest Regional Semifinals	Baton Rouge, La. Ruston, La.
<b>OLE MISS</b>	Ohio State Georgia	W 77-55 L 63-73	Mideast Region First Round Mideast Regional Semifinals	Columbus, Ohio Knoxville, Tenn.
<b>TENNESSEE</b>	MTSU Alabama Georgia Cheyney State Southern Cal	W 70-52 W 65-58 W 73-61 W 82-73 L 61-72	Mideast Region First Round Mideast Regional Semifinals Mideast Regional Finals National Semifinals National Finals	Knoxville, Tenn. Knoxville, Tenn. Knoxville, Tenn. Los Angeles, Calif. Los Angeles, Calif.

### 1985

<b>AUBURN</b>	Memphis State NE Louisiana	W 82-64 L 71-76	Midwest Region First Round Midwest Regional Semifinals	Auburn, Ala. Monroe, La.
<b>GEORGIA</b>	Tennessee Tech UCLA Long Beach State Western Kentucky Old Dominion	W 91-74 W 78-42 W 97-82 W 91-78 L 65-70	West Region First Round West Regional Semifinals West Regional Finals National Semifinals National Finals	Athens, Ga. Los Angeles, Calif. Los Angeles, Calif. Austin, Texas Austin, Texas
<b>OLE MISS</b>	Southern Miss Tennessee Western Kentucky	W 81-68 W 63-60 L 68-72	Mideast Region First Round Mideast Regional Semifinals Mideast Regional Finals	Oxford, Miss. Bowling Green, Ky. Bowling Green, Ky.
<b>TENNESSEE</b>	Virginia Ole Miss	W 65-55 L 60-63	Mideast Region First Round Mideast Regional Semifinals	Knoxville, Tenn. Bowling Green, Ky.

### 1986

<b>AUBURN</b>	Southern Illinois Ole Miss	W 61-39 L 55-56 (OT)	Midwest Region Second Round Midwest Regional Semifinals	Auburn, Ala. Austin, Texas
---------------	-------------------------------	-------------------------	--	-------------------------------



# TOURNAMENTS

ALABAMA • ARKANSAS • AUBURN • FLORIDA • GEORGIA • KENTUCKY • LSU • OLE MISS

## NCAA TOURNAMENT RESULTS

<b>GEORGIA</b>	Illinois Tennessee	W 103-64 L 82-85	Midwest Region Second Round Midwest Regional Semifinals	Athesn, Ga. Iowa City, Iowa
<b>KENTUCKY</b>	Drake	L 70-73	Midwest Region First Round	Des Moines, Iowa
<b>LSU</b>	Middle Tennessee Ohio State Tennessee	W 78-65 W 81-80 L 65-67	Midwest Region Second Round Midwest Regional Semifinals Midwest Regional Finals	Baton Rouge, La. Iowa City, Iowa Iowa City, Iowa
<b>OLE MISS</b>	Drake Auburn Texas	W 84-71 W 56-66 (OT) L 63-66	Midwest Region Second Round Midwest Regional Semifinals Midwest Regional Finals	Oxford, Miss. Austin, Texas Austin, Texas
<b>TENNESSEE</b>	Iowa Georgia LSU Southern Cal	W 73-68 W 85-82 W 67-65 L 59-83	Midwest Region Second Round Midwest Regional Semifinals Midwest Regional Finals National Semifinals	Knoxville, Tenn. Iowa City, Iowa Iowa City, Iowa Lexington, Ky.
<b>VANDERBILT</b>	Oklahoma	L 67-85	Midwest Region Second Round	Norman, Okla.

### 1987

<b>AUBURN</b>	Illinois Old Dominion Tennessee	W 92-58 W 77-61 L 61-77	Midwest Region Second Round Midwest Regional Semifinals Midwest Regional Finals	Auburn, Ala. Knoxville, Tenn. Knoxville, Tenn.
<b>GEORGIA</b>	Kansas Iowa	W 82-51 L 60-62	Midwest Region Second Round Midwest Regional Semifinals	Athens, Ga. Monroe, La.
<b>LSU</b>	Southern Illinois	L 56-70	Midwest Region Second Round	Baton Rouge, La.
<b>OLE MISS</b>	Penn State Long Beach State	W 80-75 L 55-94	West Region Second Round West Region Semifinals	Oxford, Miss. Los Angeles, Calif.
<b>TENNESSEE</b>	Tennessee Tech Virginia Auburn Long Beach State Louisiana Tech	W 95-59 W 66-58 W 77-61 W 74-64 W 67-44	Midwest Region Second Round Midwest Regional Semifinals Midwest Regional Finals National Semifinals National Finals	Knoxville, Tenn. Knoxville, Tenn. Knoxville, Tenn. Austin, Texas Austin, Texas
<b>VANDERBILT</b>	James Madison	L 60-68	East Region Second Round	Harrisonburg, Va.

### 1988

<b>ALABAMA</b>	South Carolina	L 70-83	Midwest Region First Round	Columbia, S.C.
<b>AUBURN</b>	Penn State Georgia Maryland Long Beach State Louisiana Tech	W 94-66 W 68-65 W 103-74 W 68-55 L 54-56	Midwest Region Second Round Midwest Regional Semifinals Midwest Regional Finals National Semifinals National Finals	Auburn, Ala. Athens, Ga. Athens, Ga. Tacoma, Wash. Tacoma, Wash.
<b>GEORGIA</b>	Western Kentucky Auburn	W 84-66 L 65-68	Midwest Region Second Round Midwest Regional Semifinals	Athens, Ga. Athens, Ga.
<b>LSU</b>	Stephen F. Austin	L 62-84	West Region First Round	Nacogdoches, Texas
<b>OLE MISS</b>	Houston Louisiana Tech	W 74-68 L 60-80	Midwest Region Second Round Midwest Regional Semifinals	Oxford, Miss. Austin, Texas
<b>TENNESSEE</b>	Wake Forest James Madison Virginia Louisiana Tech	W 94-66 W 72-52 W 84-76 L 59-68	East Region Second Round East Regional Semifinals East Regional Finals National Semifinals	Knoxville, Tenn. Norfolk, Va. Norfolk, Va. Tacoma, Wash.

### 1989

<b>AUBURN</b>	Temple Clemson Ole Miss Louisiana Tech Tennessee	W 88-54 W 71-60 W 77-51 W 76-71 L 76-60	Midwest Region Second Round Midwest Regional Semifinals Midwest Regional Finals National Semifinals National Finals	Auburn, Ala. Auburn, Ala. Auburn, Ala. Tacoma, Wash. Tacoma, Wash.
<b>GEORGIA</b>	Chattanooga Clemson	W 90-69 L 65-78	Midwest Region First Round Midwest Region Second Round	Athens, Ga. Clemson, S.C.
<b>LSU</b>	Purdue Louisiana Tech	W 54-53 L 65-85	Midwest Region Second Round Midwest Regional Semifinals	West Lafayette, Ind.. Ruston, La.
<b>OLE MISS</b>	Old Dominion	W 74-58	Midwest Region Second Round	Oxford, Miss.

# TOURNAMENTS



MISSISSIPPI STATE • MISSOURI • SOUTH CAROLINA • TENNESSEE • TEXAS A&M • VANDERBILT

## NCAA TOURNAMENT RESULTS

	N.C. State Auburn	W 68-63 L 51-77	Midwest Regional Semifinals Midwest Regional Finals	Auburn, Ala. Auburn, Ala.
<b>TENNESSEE</b>	LaSalle Virginia Long Beach State Maryland Auburn	W 91-61 W 80-47 W 94-80 W 76-65 W 76-60	East Region Second Round East Regional Semifinals East Regional Finals National Semifinals National Finals	Knoxville, Tenn. Bowling Green, Ky. Tacoma, Wash.
<b>VANDERBILT</b>	St. Joseph's	L 68-82	East Region First Round	Philadelphia, Pa.

### 1990

<b>AUBURN</b>	Tennessee Tech Vanderbilt Washington Louisiana Tech Stanford	W 73-54 W 89-67 W 76-50 W 81-69 L 81-88	Midwest Region Second Round Midwest Regional Semifinals Midwest Regional Finals National Semifinals National Finals	Auburn, Ala. Iowa City, Iowa Iowa City, Iowa Knoxville, Tenn. Knoxville, Tenn.
<b>GEORGIA</b>	Arkansas	L 70-81	West Region Second Round	Athens, Ga.
<b>LSU</b>	Southern Miss	L 65-75	Midwest Region First Round	Hattiesburg, Miss.
<b>OLE MISS</b>	Utah UNLV Stanford	W 74-51 W 66-62 L 65-78	West Region First Round West Region Second Round West Regional Semifinals	Oxford, Miss. Las Vegas, Nev. Palo Alto, Calif.
<b>TENNESSEE</b>	Old Dominion Clemson Virginia	W 87-68 W 80-62 L 75-79 (OT)	East Region Second Round East Regional Semifinals East Regional Finals	Knoxville, Tenn. Norfolk, Va. Norfolk, Va.
<b>VANDERBILT</b>	Rutgers Iowa Auburn	W 78-75 W 61-56 L 67-89	Midwest Region First Round Midwest Region Second Round Midwest Regional Semifinals	Nashville, Tenn. Iowa City, Iowa Iowa City, Iowa

### 1991

<b>AUBURN</b>	Holy Cross Vanderbilt Tennessee	W 84-58 W 58-45 L 65-69	Midwest Region Second Round Midwest Regional Semifinals Midwest Regional Finals	Auburn, Ala. Knoxville, Tenn. Knoxville, Tenn.
<b>GEORGIA</b>	UNLV Long Beach State Stanford	W 86-62 W 87-77 L 67-75	West Region Second Round West Regional Semifinals West Regional Finals	Athens, Ga. Las Vegas, Nev. Las Vegas, Nev.
<b>KENTUCKY</b>	James Madison	L 62-70	East Region First Round	Harrisonburg, Va.
<b>LSU</b>	Lamar	L 73-93	Midwest Region Second Round	Beaumont, Texas
<b>OLE MISS</b>	Stephen F. Austin	L 62-73	Midwest Region First Round	Nacogdoches, Texas
<b>TENNESSEE</b>	SW Missouri State Western Kentucky Auburn Stanford Virginia	W 55-47 W 68-61 W 69-65 W 68-60 W 70-67 (OT)	Midwest Region Second Round Midwest Regional Semifinals Midwest Regional Finals National Semifinals National Finals	Knoxville, Tenn. Knoxville, Tenn. Knoxville, Tenn. New Orleans, La. New Orleans, La.
<b>VANDERBILT</b>	South Carolina Purdue Auburn	W 73-64 W 69-63 L 45-58	Midwest Region First Round Midwest Region Second Round Midwest Regional Semifinals	Nashville, Tenn. West Lafayette, Ind. Knoxville, Tenn.

### 1992

<b>ALABAMA</b>	Tennessee Tech Western Kentucky	W 100-87 L 68-98	Midwest Region First Round Midwest Region Second Round	Tuscaloosa, Ala. Bowling Green, Ky.
<b>OLE MISS</b>	Southern Illinois Penn State SW Missouri State	W 72-56 W 75-72 L 71-94	Midwest Region Second Round Midwest Regional Semifinals Midwest Regional Finals	Oxford, Miss. Boulder, Colo. Boulder, Colo.
<b>TENNESSEE</b>	Rutgers Western Kentucky	W 97-56 L 70-75	Midwest Region Second Round Midwest Regional Semifinals	Knoxville, Tenn. West Lafayette, Ind.
<b>VANDERBILT</b>	Connecticut Miami (Fla.) Virginia	W 75-47 W 77-67 L 58-70	East Region Second Round East Regional Semifinals East Regional Finals	Nashville, Tenn. Charlottesville, Va. Charlottesville, Va.



# TOURNAMENTS

ALABAMA • ARKANSAS • AUBURN • FLORIDA • GEORGIA • KENTUCKY • LSU • OLE MISS

## NCAA TOURNAMENT RESULTS

### 1993

<b>ALABAMA</b>	Georgia Southern North Carolina	W 102-70 L 73-74 (OT)	Midwest Region First Round Midwest Region Second Round	Tuscaloosa, Ala. Chapel Hill, N.C.
<b>AUBURN</b>	Louisville Iowa	W 66-61 L 50-63	Midwest Region Second Round Midwest Regional Semifinals	Auburn, Ala. Iowa City, Iowa
<b>FLORIDA</b>	Bowling Green Virginia	W 69-67 L 55-69	East Region First Round East Region Second Round	Bowling Green, Ky. Charlottesville, Va.
<b>GEORGIA</b>	San Diego State Stanford	W 85-68 L 60-93	West Region First Round West Region Second Round	Athens, Ga. Palo Alto, Calif.
<b>TENNESSEE</b>	Northwestern North Carolina Iowa	W 89-66 W 74-54 L 56-72	Midwest Region Second Round Midwest Regional Semifinals Midwest Regional Finals	Knoxville, Tenn. Iowa City, Iowa Iowa City, Iowa
<b>VANDERBILT</b>	California Stephen F. Austin Louisiana Tech Texas Tech	W 82-63 W 59-56 W 58-53 L 46-60	Midwest Region Second Round Midwest Regional Semifinals Midwest Regional Finals National Semifinals	Nashville, Tenn. Nacogdoches, Texas Nacogdoches, Texas Atlanta, Ga.

### 1994

<b>ALABAMA</b>	Oregon State Iowa Texas Tech Penn State Louisiana Tech	W 96-86 W 84-78 W 78-66 W 96-82 L 66-69	Midwest Region First Round Midwest Region Second Round Midwest Regional Semifinals Midwest Regional Finals National Semifinals	Tuscaloosa, Ala. Iowa City, Iowa Austin, Texas Austin, Texas Richmond, Va.
<b>AUBURN</b>	Virginia Tech Connecticut	W 60-51 L 59-81	East Region First Round East Region Second Round	Blacksburg, Va. Storrs, Conn.
<b>FLORIDA</b>	Texas A&M	L 76-78	West Region First Round	College Station, Texas
<b>OLE MISS</b>	Indiana Louisiana Tech	W 83-61 L 67-82	Midwest Region First Round Midwest Region Second Round	Oxford, Miss. Ruston, La.
<b>TENNESSEE</b>	N.C. A&T Clemson Louisiana Tech	W 111-37 W 78-66 L 68-71	Midwest Region First Round Midwest Region Second Round Midwest Regional Semifinals	Knoxville, Tenn. Knoxville, Tenn. Fayetteville, Ark.
<b>VANDERBILT</b>	Grambling Minnesota North Carolina	W 95-85 W 98-72 L 69-73	East Region First Round East Region Second Round East Regional Semifinals	Nashville, Tenn. Nashville, Tenn. Piscataway, N.J.

### 1995

<b>ALABAMA</b>	Mt. Saint Mary's Duke Connecticut	W 82-55 W 121-120 (4OT) L 64-70	East Region First Round East Region Second Round East Regional Semifinals	Tuscaloosa, Ala. Tuscaloosa, Ala. Storrs, Conn.
<b>ARKANSAS</b>	San Francisco Washington	W 67-58 L 50-54	Midwest Region First Round Midwest Region Second Round	Seattle, Wash. Seattle, Wash.
<b>FLORIDA</b>	Radford Virginia	W 89-49 L 68-71	East Region First Round East Region Second Round	Charlottesville, Va. Charlottesville, Va.
<b>GEORGIA</b>	Indiana Louisville N.C. State Colorado Tennessee	W 81-64 W 81-68 W 98-79 W 82-79 L 51-73	Midwest Region First Round Midwest Region Second Round Midwest Regional Semifinals Midwest Regional Finals National Semifinals	Athens, Ga. Athens, Ga. Des Moines, Iowa Des Moines, Iowa Minneapolis, Minn.
<b>OLE MISS</b>	Drake	L 81-87 (OT)	Midwest Region First Round	Washington, D.C.
<b>TENNESSEE</b>	Florida A&M Fla. International Western Kentucky Texas Tech Georgia Connecticut	W 96-59 W 70-44 W 87-65 W 80-59 W 73-51 L 64-70	Midwest Region First Round Midwest Region Second Round Midwest Regional Semifinals Midwest Regional Finals National Semifinals National Finals	Knoxville, Tenn. Knoxville, Tenn. Knoxville, Tenn. Knoxville, Tenn. Minneapolis, Minn. Minneapolis, Minn.
<b>VANDERBILT</b>	Northern Illinois Memphis Purdue	W 90-44 W 95-68 L 66-67	West Region First Round West Region Second Round West Regional Semifinals	Nashville, Tenn. Nashville, Tenn. Los Angeles, Calif.

# TOURNAMENTS



MISSISSIPPI STATE • MISSOURI • SOUTH CAROLINA • TENNESSEE • TEXAS A&M • VANDERBILT

## NCAA TOURNAMENT RESULTS

### 1996

<b>ALABAMA</b>	App. State N.C. State Stanford	W 95-66 W 88-68 L 76-78 (OT)	West Region First Round West Region Second Round West Regional Semifinals	Tuscaloosa, Ala. Tuscaloosa, Ala. Seattle, Wash.
<b>AUBURN</b>	Hawaii Colorado Penn State Stanford	W 73-53 W 68-61 W 75-69 L 57-71	West Region First Round West Region Second Round West Regional Semifinals West Regional Finals	Boulder, Colo. Boulder, Colo. Seattle, Wash. Seattle, Wash.
<b>FLORIDA</b>	San Francisco	L 61-68	Midwest Region First Round	Durham, N.C.
<b>GEORGIA</b>	St. Francis Oklahoma State Stephen F. Austin Louisiana Tech Stanford Tennessee	W 98-66 W 83-55 W 78-64 W 90-76 W 86-76 L 65-83	Midwest Region First Round Midwest Region Second Round Midwest Regional Semifinals Midwest Regional Finals National Semifinals National Finals	Athens, Ga. Athens, Ga. Nacogdoches, Texas Nacogdoches, Texas Charlotte, N.C. Charlotte, N.C.v
<b>OLE MISS</b>	Toledo	L 53-65	East Region First Round	Norfolk, Va.
<b>TENNESSEE</b>	Radford Ohio State Kansas Virginia Connecticut Georgia	W 97-56 W 97-65 W 92-71 W 52-46 W 88-83(OT) W 83-65	East Region First Round East Region Second Round East Regional Semifinals East Regional Finals National Semifinals National Finals	Knoxville, Tenn. Knoxville, Tenn. Charlottesville, Va. Charlottesville, Va. Charlotte, N.C. Charlotte, N.C.
<b>VANDERBILT</b>	Harvard Wisconsin Iowa Connecticut	W 100-83 W 96-82 W 74-63 L 57-67	Midwest Region First Round Midwest Region Second Round Midwest Regional Semifinals Midwest Regional Finals	Nashville, Tenn. Nashville, Tenn. Rosemont, Ill. Rosemont, Ill.

### 1997

<b>ALABAMA</b>	St. Francis St. Joseph's Notre Dame	W 94-50 W 61-52 L 71-87	East Region First Round East Region Second Round East Regional Semifinals	Tuscaloosa, Ala. Tuscaloosa, Ala. Columbia, S.C
<b>AUBURN</b>	Louisville Louisiana Tech	W 68-65 L 48-74	Midwest Region First Round Midwest Region Second Round	Ruston, La. Ruston, La.
<b>FLORIDA</b>	Fla. International Southern Cal Louisiana Tech Old Dominion	W 92-68 W 92-78 W 71-57 L 51-53	Midwest Region First Round Midwest Region Second Round Midwest Regional Semifinals Midwest Regional Finals	Gainesville, Fla. Gainesville, Fla. West Lafayette, Ind. West Lafayette, Ind.
<b>GEORGIA</b>	Eastern Kentucky Arizona Vanderbilt Stanford	W 91-55 W 80-74 W 52-66 L 47-82	West Region First Round West Region Second Round West Regional Semifinals West Regional Finals	Athens, Ga. Athens, Ga. Missoula, Mont. Missoula, Mont.
<b>LSU</b>	Maine Marquette Old Dominion	W 88-79 W 71-58 L 49-62	Midwest Region First Round Midwest Region Second Round Midwest Regional Semifinals	Baton Rouge, La. Baton Rouge, La. West Lafayette, Ind.
<b>TENNESSEE</b>	Grambling State Oregon Colorado Connecticut Notre Dame Old Dominion	W 91-54 W 76-59 W 75-67 W 91-81 W 80-66 W 68-59	Midwest Region First Round Midwest Region Second Round Midwest Regional Semifinals Midwest Regional Finals National Semifinals National Finals	Knoxville, Tenn. Knoxville, Tenn. Iowa City, Iowa Iowa City, Iowa Cincinnati, Ohio Cincinnati, Ohio
<b>VANDERBILT</b>	Washington Kansas Georgia	W 74-62 W 51-44 L 52-66	West Region First Round West Region Second Round West Regional Semifinals	Lawrence, Kan. Lawrence, Kan. Missoula, Mont.

### 1998

<b>ALABAMA</b>	UNC-Greensboro UCLA Louisiana Tech	W 94-46 W 75-74 L 57-71	Midwest Region First Round Midwest Region Second Round Midwest Regional Semifinals	Tuscaloosa, Ala. Tuscaloosa, Ala. Lubbock, Texas
<b>ARKANSAS</b>	Hawaii Harvard Kansas Duke Tennessee	W 76-70 W 82-64 W 79-63 W 77-72 L 58-86	West Region First Round West Region Second Round West Regional Semifinals West Regional Finals National Semifinals	Palo Alto, Calif. Palo Alto, Calif. Oakland, Calif. Oakland, Calif. Kansas City, Mo.



# TOURNAMENTS

ALABAMA • ARKANSAS • AUBURN • FLORIDA • GEORGIA • KENTUCKY • LSU • OLE MISS

## NCAA TOURNAMENT RESULTS

<b>FLORIDA</b>	Montana Virginia Tech Duke	W 85-64 W 89-57 L 58-71	West Region First Round West Region Second Round West Regional Semifinals	Gainesville, Fla. Gainesville, Fla. Oakland, Fla.
<b>GEORGIA</b>	George Washington	L 72-74	East Region First Round	Storrs, Conn.
<b>TENNESSEE</b>	Liberty Western Kentucky Rutgers North Carolina Arkansas Louisiana Tech	W 102-58 W 82-62 W 92-60 W 76-70 W 86-58 W 93-75	Midwest Region First Round Midwest Region Second Round Midwest Regional Semifinals Midwest Regional Finals National Semifinals National Finals	Knoxville, Tenn. Knoxville, Tenn. Nashville, Tenn. Nashville, Tenn. Kansas City, Mo. Kansas City, Mo.
<b>VANDERBILT</b>	UC-Santa Barbara	L 71-76 (OT)	Midwest Region First Round	Champaign, Ill.

### 1999

<b>ALABAMA</b>	Grambling North Carolina	W 80-68 L 56-70	Midwest Region First Round Midwest Region Second Round	Chapel Hill, N.C. Chapel Hill, N.C.
<b>AUBURN</b>	Texas Virginia Tech	W 69-61 L 61-76	East Region First Round East Region Second Round	Blacksburg, Va. Blacksburg, Va.
<b>FLORIDA</b>	Arizona	L 84-87 (OT)	Midwest Region First Round	Piscataway, N.J.
<b>GEORGIA</b>	Liberty Southern Methodist Clemson Iowa State Duke	W 73-52 W 68-55 W 67-54 W 89-71 L 69-81	Midwest Region First Round Midwest Region Second Round Midwest Regional Semifinals Midwest Regional Finals National Semifinals	Athens, Ga. Athens, Ga. Cincinnati, Ohio Cincinnati, Ohio San Jose, Calif.
<b>KENTUCKY</b>	Nebraska UCLA	W 98-92 L 63-87	West Region First Round West Region Second Round	Los Angeles, Calif. Los Angeles, Calif.
<b>LSU</b>	Evansville Notre Dame Louisiana Tech	W 78-69 W 74-64 L 52-73	West Region First Round West Region Second Round West Regional Semifinals	Baton Rouge, La. Baton Rouge, La. Los Angeles, Calif.
<b>MISSISSIPPI STATE</b>	N.C. State	L 57-76	Midwest Region First Round	Lubbock, Texas
<b>TENNESSEE</b>	Appalachian State Boston College Virginia Tech Duke	W 113-54 W 89-62 W 68-52 L 63-69	East Region First Round East Region Second Round East Regional Semifinals East Regional Finals	Knoxville, Tenn. Knoxville, Tenn. Greensboro, N.C. Greensboro, N.C.

### 2000

<b>AUBURN</b>	SW Missouri State Penn State	W 78-74 L 65-66	Midwest Region First Round Midwest Region Second Round	State College, Pa. State College, Pa.
<b>GEORGIA</b>	North Carolina Rutgers	W 82-57 L 51-59	West Region First Round West Region Second Round	Athens, Ga. Athens, Ga.
<b>LSU</b>	Liberty Stephen F. Austin Duke Connecticut	W 77-54 W 57-45 W 79-66 L 71-86	East Region First Round East Region Second Round East Regional Semifinals East Regional Finals	Baton Rouge, La. Baton Rouge, La. Richmond, Va. Richmond, Va.
<b>MISSISSIPPI STATE</b>	St. Peter's UAB	W 94-60 L 72-78	West Region First Round West Region Second Round	Eugene, Ore. Eugene, Ore.
<b>TENNESSEE</b>	Furman Arizona Virginia Texas Tech Rutgers Connecticut	W 90-38 W 75-60 W 77-56 W 57-44 W 64-54 L 52-71	Midwest Region First Round Midwest Region Second Round Midwest Regional Semifinals Midwest Regional Finals National Semifinals National Finals	Knoxville, Tenn. Knoxville, Tenn. Memphis, Tenn. Memphis, Tenn. Philadelphia, Pa. Philadelphia, Pa.
<b>VANDERBILT</b>	Kansas Louisiana Tech	W 71-69 L 65-66	Midwest Region First Round Midwest Region Second Round	Ruston, La. Ruston, La.

### 2001

<b>ARKANSAS</b>	Baylor Duke	W 68-59 L 54-75	West Region First Round West Region Second Round	Durham, N.C. Durham, N.C.
<b>FLORIDA</b>	Holy Cross Washington	W 84-52 L 75-86	West Region First Round West Region Second Round	Gainesville, Fla. Gainesville, Fla.



# TOURNAMENTS



MISSISSIPPI STATE • MISSOURI • SOUTH CAROLINA • TENNESSEE • TEXAS A&M • VANDERBILT

## NCAA TOURNAMENT RESULTS

<b>GEORGIA</b>	Liberty Missouri	W 77-48 L 65-78	East Region First Round East Region Second Round	Athens, Ga. Athens, Ga.
<b>LSU</b>	Arizona State Purdue	W 83-66 L 70-73	Midwest Region First Round Midwest Region Second Round	West Lafayette, Ind. West Lafayette, Ind.
<b>TENNESSEE</b>	Austin Peay St. Mary's Xavier	W 80-38 W 92-75 L 65-80	Midwest Region First Round Midwest Region Second Round Midwest Regional Semifinals	Knoxville, Tenn. Knoxville, Tenn. Birmingham, Ala.
<b>VANDERBILT</b>	Idaho State Colorado Iowa State Notre Dame	W 83-57 W 65-59 W 84-65 L 64-72	Midwest Region First Round Midwest Region Second Round Midwest Regional Semifinals Midwest Regional Finals	Nashville, Tenn. Nashville, Tenn. Denver, Colo. Denver, Colo.

### 2002

<b>ARKANSAS</b>	Clemson Kansas State	W 78-68 L 68-82	Midwest Region First Round Midwest Region Second Round	Manhattan, Kan. Manhattan, Kan.
<b>GEORGIA LSU</b>	Old Dominion Santa Clara Colorado	L 54-68 W 84-78 L 69-58	Midwest Region First Round West Region First Round West Region Second Round	West Lafayette, Ind. Boulder, Colo. Boulder, Colo.
<b>MISSISSIPPI STATE</b>	Boston College Texas Tech	W 65-59 L 55-77	West Region First Round West Region Second Round	Lubbock, Texas Lubbock, Texas
<b>SOUTH CAROLINA</b>	Liberty Cincinnati Drake Duke	W 69-61 W 75-56 W 79-65 L 68-77	East Region First Round East Region Second Round East Regional Semifinals East Regional Finals	Columbia, S.C. Columbia, S.C. Raleigh, N.C. Raleigh, N.C.
<b>TENNESSEE</b>	Georgia State Notre Dame BYU Vanderbilt Connecticut	W 98-68 W 89-50 W 68-57 W 68-63 L 56-79	Midwest Region First Round Midwest Region Second Round Midwest Regional Semifinals Midwest Regional Finals National Semifinals	Knoxville, Tenn. Knoxville, Tenn. Ames, Iowa Ames, Iowa San Antonio, Texas
<b>VANDERBILT</b>	Oakland Arizona State North Carolina Tennessee	W 63-38 W 61-35 W 70-61 L 63-68	Midwest Region First Round Midwest Region Second Round Midwest Regional Semifinals Midwest Regional Finals	Nashville, Tenn. Nashville, Tenn. Ames, Iowa Ames, Iowa

### 2003

<b>ARKANSAS</b>	Cincinnati Texas	W 71-57 L 50-67	West Region First Round West Region Second Round	Cincinnati, Ohio Cincinnati, Ohio
<b>GEORGIA</b>	Charlotte Rutgers Duke	W 80-61 W 74-64 L 63-66	Midwest Region First Round Midwest Region Second Round Midwest Regional Semifinals	Athens, Ga. Athens, Ga. Albuquerque, N.M.
<b>LSU</b>	Texas State Wisc.-Green Bay Louisiana Tech Texas	W 86-50 W 80-65 W 69-63 L 60-78	West Region First Round West Region Second Round West Regional Semifinals West Regional Finals	Eugene, Ore. Eugene, Ore. Palo Alto, Calif. Palo Alto, Calif.
<b>MISSISSIPPI STATE</b>	Manhattan New Mexico	W 73-47 L 61-73	Midwest Region First Round Midwest Region Second Round	Albuquerque, N.M. Albuquerque, N.M.
<b>SOUTH CAROLINA</b>	Chattanooga Penn State	W 68-54 L 67-77	Midwest Region First Round Midwest Region Second Round	University Park, Pa. University Park, Pa.
<b>TENNESSEE</b>	Alabama State Virginia Penn State Villanova Duke Connecticut	W 95-43 W 81-51 W 86-58 W 73-43 W 66-56 L 68-73	Midwest Region First Round Midwest Region Second Round Midwest Regional Semifinals Midwest Regional Finals National Semifinals National Finals	Knoxville, Tenn. Knoxville, Tenn. Knoxville, Tenn. Knoxville, Tenn. Atlanta, Ga. Atlanta, Ga.

### 2004

<b>AUBURN</b>	N.C. State Connecticut	W 79-59 L 53-79	East Region First Round East Region Second Round	Bridgeport, Conn. Bridgeport, Conn.
<b>FLORIDA</b>	New Mexico Baylor	W 68-56 L 76-91	Midwest Region First Round Midwest Region Second Round	Albuquerque, N.M. Albuquerque, N.M.



# TOURNAMENTS

ALABAMA • ARKANSAS • AUBURN • FLORIDA • GEORGIA • KENTUCKY • LSU • OLE MISS

## NCAA TOURNAMENT RESULTS

<b>GEORGIA</b>	Liberty Texas Christian Purdue LSU	W 78-53 W 85-71 W 66-64 L 60-62	West Region First Round West Region Second Round West Regional Semifinals West Regional Finals	Philadelphia, Pa. Philadelphia, Pa. Seattle, Wash. Seattle, Wash.
<b>LSU</b>	Austin Peay Maryland Texas Georgia Tennessee	W 83-66 W 76-61 W 71-55 W 62-60 L 50-52	West Region First Round West Region Second Round West Regional Semifinals West Regional Finals National Semifinals	Baton Rouge, La. Baton Rouge, La. Seattle, Wash. Seattle, Wash. New Orleans, La.
<b>OLE MISS</b>	Villanova	L 63-66	West Region First Round	Ames, Iowa
<b>TENNESSEE</b>	Colgate DePaul Baylor Stanford LSU Connecticut	W 77-54 W 79-59 W 71-69 W 62-60 W 52-50 W 70-61	Midwest Region First Round Midwest Region Second Round Midwest Regional Semifinals Midwest Regional Finals National Semifinals National Finals	Tallahassee, Fla. Tallahassee, Fla. Norman, Okla. Norman, Okla. New Orleans, La. New Orleans, La.
<b>VANDERBILT</b>	Lipscomb Chattanooga Stanford	W 76-45 W 60-44 L 55-57	Midwest Region First Round Midwest Region Second Round Midwest Regional Semifinals	Chattanooga, Tenn. Chattanooga, Tenn. Norman, Okla.

### 2005

<b>GEORGIA</b>	Rice Texas Duke	W 75-49 W 70-68 L 57-63	Chattanooga Region First Round Chattanooga Region Second Round Chattanooga Regional Semifinals	Dallas, Texas Dallas, Texas Chattanooga, Tenn.
<b>LSU</b>	Stetson Arizona Liberty Duke Baylor	W 76-36 W 76-43 W 90-48 W 59-49 L 57-68	Chattanooga Region First Round Chattanooga Region Second Round Chattanooga Regional Semifinals Chattanooga Regional Finals National Semifinals	Knoxville, Tenn. Knoxville, Tenn. Chattanooga, Tenn. Chattanooga, Tenn. Indianapolis, Ind.
<b>OLE MISS</b>	George Washington	L 57-60	Tempe Region First Round	Chapel Hill, N.C.
<b>TENNESSEE</b>	Western Carolina Purdue Texas Tech Rutgers Michigan State	W 94-43 W 75-54 W 75-59 W 59-49 L 64-68	Philadelphia Region First Round Philadelphia Region Second Round Philadelphia Regional Semifinals Philadelphia Regional Finals National Semifinals	Knoxville, Tenn. Knoxville, Tenn. Philadelphia, Pa. Philadelphia, Pa. Indianapolis, Ind.
<b>VANDERBILT</b>	Montana Kansas State Michigan State	W 67-44 W 63-60 L 64-76	Kansas City Region First Round Kansas City Region Second Round Kansas City Regional Semifinals	Seattle, Wash. Seattle, Wash. Kansas City, Mo.

### 2006

<b>FLORIDA</b>	New Mexico	L 59-83	Albuquerque Region First Round	Tucson, Ariz.
<b>GEORGIA</b>	Marist Hartford Connecticut	W 75-60 W 73-54 L 75-77	Bridgeport Region First Round Bridgeport Region Second Round Bridgeport Regional Semifinals	Trenton, N.J. Trenton, N.J. Bridgeport, Conn.
<b>KENTUCKY</b>	Chattanooga Michigan State	W 69-59 L 63-67	Bridgeport Region First Round Bridgeport Region Second Round	Chicago, Ill. Chicago, Ill.
<b>LSU</b>	Florida Atlantic Washington DePaul Stanford Duke	W 72-48 W 72-49 W 66-56 W 62-59 L 45-64	San Antonio Region First Round San Antonio Region Second Round San Antonio Regional Semifinals San Antonio Regional Finals National Semifinals	Nashville, Tenn. Nashville, Tenn. San Antonio, Texas San Antonio, Texas Boston, Mass.
<b>TENNESSEE</b>	Army George Washington Rutgers North Carolina	W 102-54 W 66-53 W 76-69 L 63-75	Cleveland Region First Round Cleveland Region First Round Cleveland Regional Semifinals Cleveland Regional Finals	Norfolk, Va. Norfolk, Va. Cleveland, Ohio Cleveland, Ohio
<b>VANDERBILT</b>	Louisville North Carolina	W 76-64 L 70-89	Cleveland Region First Round Cleveland Region Second Round	Nashville, Tenn. Nashville, Tenn.

### 2007

<b>GEORGIA</b>	Belmont Iowa State Purdue	W 53-36 W 76-56 L 65-78	Dallas Region First Round Dallas Region Second Round Dallas Regional Semifinals	Minneapolis, Minn. Minneapolis, Minn. Dallas, Texas
<b>LSU</b>	UNC Asheville	W 77-39	Fresno Region First Round	Austin, Texas

# TOURNAMENTS



MISSISSIPPI STATE • MISSOURI • SOUTH CAROLINA • TENNESSEE • TEXAS A&M • VANDERBILT

## NCAA TOURNAMENT RESULTS

	West Virginia Florida State Connecticut Rutgers	W 49-43 W 55-43 W 73-50 L 35-59	Fresno Region Second Round Fresno Regional Semifinals Fresno Regional Finals National Semifinals	Austin, Texas Fresno, Calif. Fresno, Calif. Cleveland, Ohio
<b>OLE MISS</b>	TCU Maryland Oklahoma Tennessee	W 88-74 W 89-78 W 90-82 L 62-98	Dayton Region First Round Dayton Region Second Round Dayton Regional Semifinals Dayton Regional Finals	Hartford, Conn. Hartford, Conn. Dayton, Ohio Dayton, Ohio
<b>TENNESSEE</b>	Drake Pittsburgh Marist Ole Miss North Carolina Rutgers	W 76-37 W 68-54 W 65-46 W 98-62 W 56-50 W 59-46	Dayton Region First Round Dayton Region Second Round Dayton Regional Semifinals Dayton Regional Finals National Semifinals National Finals	Pittsburgh, Pa. Pittsburgh, Pa. Dayton, Ohio Dayton, Ohio Cleveland, Ohio Cleveland, Ohio
<b>VANDERBILT</b>	Delaware State Bowling Green	W 62-47 L 59-56	Greensboro Region First Round Greensboro Region Second Round	East Lansing, Mich. East Lansing, Mich.

### 2008

<b>AUBURN</b>	George Washinton	L 56-66	Greensboro Region First Round	Stanford, Calif.
<b>GEORGIA</b>	Iowa North Carolina	W 67-61 L 66-80	New Orleans Region First Round New Orleans Region Second Round	Norfolk, Va. Norfolk, Va.
<b>LSU</b>	Jackson State Marist Oklahoma State North Carolina Tennessee	W 66-32 W 68-49 W 67-52 W 56-50 L 46-47	New Orleans Region First Round New Orleans Region Second Round New Orleans Regional Semifinals New Orleans Regional Finals National Semifinals	Baton Rouge, La. Baton Rouge, La. New Orleans, La. New Orleans, La. Tampa, Fla.
<b>TENNESSEE</b>	Oral Roberts Purdue Notre Dame Texas A&M LSU Stanford	W 94-55 W 78-52 W 74-64 W 53-45 W 47-46 W 64-48	Oklahoma City Region First Round Oklahoma City Region Second Round Oklahoma City Regional Semifinals Oklahoma City Regional Finals National Semifinals National Finals	West Lafayette, Ind. West Lafayette, Ind. Oklahoma City, Okla. Oklahoma City, Okla. Tampa, Fla. Tampa, Fla.
<b>VANDERBILT</b>	Montana West Virginia Maryland	W 75-47 W 64-46 L 66-80	Spokane Region First Round Spokane Region Second Round Spokane Regional Semifinals	Albuquerque, N.M. Albuquerque, N.M. Spokane, Wash.

### 2009

<b>AUBURN</b>	Lehigh Rutgers	W 85-49 L 52-80	Oklahoma City Region First Round Oklahoma City Region Second Round	Piscataway, N.J. Piscataway, N.J.
<b>FLORIDA</b>	Temple Connecticut	W 70-57 L 59-87	Trenton Region First Round Trenton Region Second Round	Storrs, Conn. Storrs Conn.
<b>GEORGIA</b>	Arizona State	L 47-58	Trenton Region First Round	Duluth, Ga.
<b>LSU</b>	Green Bay Louisville	W 69-59 L 52-62	Raleigh Region First Round Raleigh Region Second Round	Baton Rouge, La. Baton Rouge, La.
<b>MISSISSIPPI STATE</b>	Texas Ohio State	W 71-63 L 58-64	Berkeley Region First Round Berkeley Region Second Round	Columbus, Ohio Columbus, Ohio
<b>TENNESSEE</b>	Ball State	L 55-71	Berkeley Region First Round	Bowling Green, Ky.
<b>VANDERBILT</b>	Western Carolina Kansas State Maryland	W 73-44 W 74-61 L 74-78	Raleigh Region First Round Raleigh Region Second Round Raleigh Regional Semifinals	Albuquerque, N.M. Albuquerque, N.M. Raleigh, N.C.

### 2010

<b>GEORGIA</b>	Tulane Oklahoma State Stanford	W 64-59 W 74-71 (OT) L 36-73	Sacramento Region First Round Sacramento Region Second Round Sacramento Regional Semifinals	Tempe, Ariz. Tempe, Ariz. Sacramento, Calif.
<b>KENTUCKY</b>	Liberty Michigan State Nebraska Oklahoma	W 83-77 W 70-52 W 76-67 L 68-88	Kansas City Region First Round Kansas City Region Second Round Kansas City Regional Semifinals Kansas City Regional Finals	Louisville, Ky.. Louisville, Ky. Kansas City, Mo. Kansas City, Mo.
<b>LSU</b>	Hartford Duke	W 60-39 L 52-60	Memphis Region First Round Memphis Region Second Round	Durham, N.C. Durham, N.C.



# TOURNAMENTS

ALABAMA • ARKANSAS • AUBURN • FLORIDA • GEORGIA • KENTUCKY • LSU • OLE MISS

## NCAA TOURNAMENT RESULTS

<b>MISSISSIPPI STATE</b>	Middle Tennessee Ohio State Florida State	W 68-64 W 87-67 L 71-74	Dayton Region First Round Dayton Region Second Round Dayton Regional Semifinals	Pittsburgh, Pa. Pittsburgh, Pa. Dayton, Ohio
<b>TENNESSEE</b>	Austin Peay Dayton Baylor	W 75-42 W 92-64 L 62-77	Memphis Region First Round Memphis Region Second Round Memphis Regional Semifinals	Knoxville, Tenn. Knoxville, Tenn. Memphis, Tenn.
<b>VANDERBILT</b>	DePaul Xavier	W 83-76 (OT) L 62-63	Sacramento Region First Round Sacramento Region Second Round	Cincinnati, Ohio Cincinnati, Ohio

### 2011

<b>GEORGIA</b>	Middle Tennessee Florida State Texas A&M	W 56-41 W 61-59 L 38-79	Dallas Region First Round Dallas Region Second Round Dallas Regional Semifinals	Auburn, Ala. Auburn, Ala. Dallas, Texas
<b>KENTUCKY</b>	Hampton North Carolina	W 66-62 L 74-86	Spokane Region First Round Spokane Region Second Round	Albuquerque, N.M. Albuquerque, N.M.
<b>TENNESSEE</b>	Stetson Marquette Ohio State Notre Dame	W 99-34 W 79-70 W 85-75 L 59-73	Dayton Region First Round Dayton Region Second Round Dayton Regional Semifinals Dayton Regional Finals	Knoxville, Tenn. Knoxville, Tenn. Dayton, Ohio Dayton, Ohio
<b>VANDERBILT</b>	Louisville	L 62-81	Spokane Region First Round	Cincinnati, Ohio

### 2012

<b>ARKANSAS</b>	Dayton Texas A&M	W 72-55 L 59-61	Raleigh Region First Round Raleigh Region Second Round	College Station, Texas College Station, Texas
<b>FLORIDA</b>	Ohio State Baylor	W 70-65 L 57-76	Des Moines Region First Round Des Moines Region Second Round	Bowling Green, Ohio Bowling Green, Ohio
<b>GEORGIA</b>	Marist	L 70-76	Raleigh Region First Round	Tallahassee, Fla.
<b>KENTUCKY</b>	McNeese State Green Bay Gonzaga Connecticut	W 69-62 W 65-62 W 79-62 L 65-80	Kingston Region First Round Kingston Region Second Round Kingston Regional Semifinals Kingston Regional Finals	Ames, Iowa Ames, Iowa Kingston, R.I. Kingston, R.I.
<b>LSU</b>	San Diego State Penn State	W 64-56 L 80-90	Kingston Region First Round Kingston Region Second Round	Baton Rouge, La. Baton Rouge, La.
<b>SOUTH CAROLINA</b>	Eastern Michigan Purdue Stanford	W 80-48 W 72-61 L 60-76	Fresno Region First Round Fresno Region Second Round Fresno Regional Semifinals	West Lafayette, Ind. West Lafayette, Ind. Fresno, Calif.
<b>TENNESSEE</b>	Tennessee-Martin DePaul Kansas Baylor	W 72-49 W 63-48 W 84-73 L 58-77	Des Moines Region First Round Des Moines Region Second Round Des Moines Regional Semifinals Des Moines Regional Finals	Chicago, Ill. Chicago, Ill. Des Moines, Iowa Des Moines, Iowa
<b>VANDERBILT</b>	Middle Tennessee Duke	W 60-46 L 80-96	Fresno Region First Round Fresno Region Second Round	Nashville, Tenn. Nashville, Tenn.

### 2013

<b>GEORGIA</b>	Montana Iowa State Stanford California	W 70-50 W 65-60 W 61-59 L 62-65 (OT)	Spokane Region First Round Spokane Region Second Round Spokane Region Semifinals Spokane Region Finals	Spokane, Wash. Spokane, Wash. Spokane, Wash. Spokane, Wash.
<b>KENTUCKY</b>	Navy Dayton Delaware Connecticut	W 61-41 W 84-70 W 69-62 L 53-83	Bridgeport Region First Round Bridgeport Region Second Round Bridgeport Region Semifinals Bridgeport Region Finals	Queens, N.Y. Queens, N.Y. Bridgeport, Conn. Bridgeport, Conn.
<b>LSU</b>	Green Bay Penn State California	W 75-71 W 71-66 L 63-73	Spokane Region First Round Spokane Region Second Round Spokane Region Semifinals	Baton Rouge, La. Baton Rouge, La. Spokane, Wash.
<b>SOUTH CAROLINA</b>	South Dakota State Kansas	W 74-52 L 69-75	Norfolk Region First Round Norfolk Region Second Round	Boulder, Colo. Boulder, Colo.
<b>TENNESSEE</b>	Oral Roberts Creighton Oklahoma Louisville	W 83-62 W 68-52 W 74-59 L 78-86	Oklahoma City Region First Round Oklahoma City Region Second Round Oklahoma City Region Semifinals Oklahoma City Region Finals	Knoxville, Tenn. Knoxville, Tenn. Oklahoma City, Okla. Oklahoma City, Okla.

# TOURNAMENTS



MISSISSIPPI STATE • MISSOURI • SOUTH CAROLINA • TENNESSEE • TEXAS A&M • VANDERBILT

## NCAA TOURNAMENT RESULTS

**TEXAS A&M** Wichita State Nebraska W 71-45 L 63-74 Norfolk Region First Round Norfolk Region Second Round College Station, Texas College Station, Texas

**VANDERBILT** St. Joe's Connecticut W 60-54 L 44-77 Bridgeport Region First Round Bridgeport Region Second Round Storrs, Conn. Storrs, Conn.

### 2014

**FLORIDA** Dayton Penn State W 83-69 L 61-83 Palo Alto Region First Round Palo Alto Region Second Round University Park Pa. University Park Pa.

**GEORGIA** Saint Joseph's L 57-67 Lincoln Region First Round Storrs, Conn.

**KENTUCKY** Wright State Syracuse Baylor W 106-60 W 64-59 L 72-90 Notre Dame Region First Round Notre Dame Region Second Round Notre Dame Region Semifinals Lexington, Ky. Lexington, Ky. South Bend, Ind.

**LSU** Georgia Tech West Virginia Louisville W 98-78 W 76-67 L 47-73 Louisville Region First Round Louisville Region Second Round Louisville Region Semifinals Baton Rouge, La. Baton Rouge, La. Louisville, Ky.

**SOUTH CAROLINA** CS Northridge Oregon State North Carolina W 73-58 W 78-69 L 58-65 Palo Alto Region First Round Palo Alto Region Second Round Palo Alto Region Semifinals Seattle, Wash. Seattle, Wash. Palo Alto, Calif.

**TENNESSEE** Northwestern State St. John's Maryland W 70-46 W 67-51 L 62-73 Louisville Region First Round Louisville Region Second Round Louisville Region Semifinals Knoxville, Tenn. Knoxville, Tenn. Louisville, Ky.

**TEXAS A&M** North Dakota James Madison DePaul Connecticut W 70-55 W 85-69 W 84-65 L 54-69 Lincoln Region First Round Lincoln Region Second Round Lincoln Region Semifinals Lincoln Region Finals College Station, Texas College Station, Texas Lincoln, Neb. Lincoln, Neb.

**VANDERBILT** Arizona State L 61-69 Notre Dame Region First Round Toledo, Ohio

### 2015

**ARKANSAS** Northwestern Baylor W 57-55 L 44-73 Oklahoma City Region First Round Oklahoma City Region Second Round Waco, Texas Waco, Texas

**KENTUCKY** Tennessee State Dayton W 97-52 L 94-99 Albany Region First Round Albany Region Second Round Lexington, Ky. Lexington, Ky.

**LSU** South Florida L 64-73 Albany Region First Round Tampa, Fla.

**MISSISSIPPI STATE** Tulane Duke W 57-47 L 56-64 Spokane Region First Round Spokane Region Semifinals Durham, N.C. Durham, N.C.

**SOUTH CAROLINA** Savannah State Syracuse North Carolina Florida State Notre Dame W 81-48 W 97-68 W 67-65 W 80-74 L 65-66 Greensboro Region First Round Greensboro Region Second Round Greensboro Region Semifinals Greensboro Region Finals National Semifinals Columbia, S.C. Columbia, S.C. Greensboro, N.C. Greensboro, N.C. Tampa, Fla.

**TENNESSEE** Boise State Pittsburgh Gonzaga Maryland W 72-61 W 77-67 W 73-69 (OT) L 48-58 Spokane Region First Round Spokane Region Second Round Spokane Region Semifinals Spokane Region Finals Knoxville, Tenn. Knoxville, Tenn. Spokane, Wash. Spokane, Wash.

**TEXAS A&M** UALR L 60-69 Greensboro Region First Round Tempe, Ariz.



# TOURNAMENTS

ALABAMA • ARKANSAS • AUBURN • FLORIDA • GEORGIA • KENTUCKY • LSU • OLE MISS

## NCAA REGIONAL TEAMS (SEC ONLY)

### 1982

Shelia Collins, UT (Mideast MVP)

### 1983

Teresa Edwards, UG (Mideast)  
Janet Harris, UG (Mideast)  
Tanya Haave, UT (Mideast)

### 1984

Teresa Edwards, UG (Mideast)  
Janet Harris, UG (Mideast)  
Tanya Haave, UT (Mideast)  
Mary Ostrowski, UT (Mideast)

### 1985

Teresa Edwards, UG (Mideast)  
Janet Harris, UG (Mideast)  
Jennifer Gillom, UM (Mideast)  
Shelia Collins, UT (Mideast)

### 1986

Teresa Edwards, UG (Mideast)  
Jennifer Gillom, UM (Midwest MVP)  
Sheila Frost, UT (Mideast)  
Shelly Sexton, UT (Mideast MVP)

### 1987

Helene Baroody, AU (Mideast)  
Vickie Orr, AU (Mideast)  
Sheila Frost, UT (Mideast)  
Bridgette Gordon, UT (Mideast MVP)

### 1988

Mae Ola Bolton, AU (Mideast)  
Ruthie Bolton, AU (Mideast)  
Diann McNeil, AU (Mideast MVP)  
Bridgette Gordon, UT (East)  
Dawn Marsh, UT (East MVP)

### 1989

Ruthie Bolton, AU (Mideast)  
Linda Godby, AU (Mideast)  
Vickie Orr, AU (Mideast MVP)  
Cynthia Autry, UM (Mideast)  
Sheila Frost, UT (East)  
Bridgette Gordon, UT (East MVP)

### 1990

C.C. Hayden, AU (Mideast)  
Carolyn Jones, AU (Mideast Co-MVP)  
Evelyn Thompson, AU (Mideast)  
Kimsey O'Neal, UM (West)  
Daedra Charles, UT (East)  
Dena Head, UT (East)  
Wendy Scholtens, VU (Mideast)

### 1991

C.C. Hayden, AU (Mideast)  
Chantel Tremiere, AU (Mideast)  
Stacey Ford, UG (West)  
Lady Hardmon, UG (West)  
Jody Adams, UT (Mideast)  
Kelli Casteel, UT (Mideast MVP)  
Daedra Charles, UT (Mideast)

### 1992

Jackie Martin, UM (Midwest)  
Shelly Jarrard, VU (East)

### 1993

Lisa Harrison, UT (Mideast)  
Tiffany Woosley, UT (Mideast)  
Mara Cunningham, VU (Midwest)  
Shelley Jarrard, VU (Midwest)

### 1994

Betsy Harris, UA (Midwest)  
Niesa Johnson, UA (Midwest)  
Yolanda Watkins, UA (Midwest)  
Nikki McCray, UT (Mideast)

### 1995

Kedra Holland, UG (Midwest)  
Saudia Roundtree, UG (Midwest)  
Dana Johnson, UT (Mideast)  
Michelle Marciniak, UT (Mideast)  
Nikki McCray, UT (Mideast MOP)

### 1996

Shalonda Enis, UA (West)  
Laticia Morris, AU (West)  
Saudia Roundtree, UG (Midwest MOP)  
Tracey Henderson, UG (Midwest)  
Latina Davis, UT (East MOP)  
Chamique Holdsclaw, UT (East)  
Michelle Marciniak, UT (East)  
Sheri Sam, VU (Mideast)

### 1997

DeLisha Milton, UF (Mideast MOP)  
Murriel Page, UF (Mideast)  
Kedra Holland-Corn, UG (West)  
Chamique Holdsclaw, UT (Midwest MOP)  
Kellie Jolly, UT (Midwest)  
Pashen Thompson, UT (Midwest)

### 1998

Sytia Messer, ARK (West MOP) Treva  
Christensen, ARK (West)  
Christy Smith, ARK (West)  
Chamique Holdsclaw, UT (Mideast MOP)  
Semeka Randall, UT (Mideast)

### 1999

Pam Irwin-Osbolt, UG (Mideast)  
Kelly Miller, UG (Mideast MOP)  
Chamique Holdsclaw, UT (East)  
Tamika Catchings, UT (East)

### 2000

Coco Miller, UG (West)  
Kelly Miller, UG (West)  
April Brown, LSU (East)  
Marie Ferdinand, LSU (East)  
Tamika Catchings, UT (Mideast MOP)  
Semeka Randall, UT (Mideast)

### 2001

Chantelle Anderson, VU (Midwest)  
Zuzana Klimesova, VU (Midwest)

### 2002

Shaun Gortman, SC (East)  
Jocelyn Penn, SC (East)  
Shyra Ely, UT (Midwest)  
Gwen Jackson, UT (Midwest)  
Zuzi Klimesova, VU (Midwest)  
Chantelle Anderson, VU (Midwest MOP)

### 2003

Christi Thomas, UG (Midwest)  
Aiysha Smith, LSU (West)  
Gwen Jackson, UT (Mideast MOP)  
Kara Lawson, UT (Mideast)  
Shyra Ely, UT (Mideast)

### 2004

Janese Hardrick, UG (West)  
Christi Thomas, UG (West)  
Seimone Augustus, LSU (West MOP)  
Temeka Johnson, LSU (West)

Tasha Butts, UT (Midwest)  
LaToya Davis, UT (Midwest)  
Shyra Ely, UT (Midwest)

### 2005

Tasha Humphrey, UG (Chattanooga)  
Seimone Augustus, LSU (Chattanooga MOP)  
Temeka Johnson, LSU (Chattanooga)  
Shyra Ely, UT (Philadelphia)  
Shanna Zolman, UT (Philadelphia)  
Carla Thomas, VU (Kansas City)

### 2006

Tasha Humphrey, UG (Bridgeport)  
Candace Parker, UT (Cleveland)  
Shanna Zolman, UT (Cleveland)  
Seimone Augustus, LSU (San Antonio-MOP)  
Sylvia Fowles, LSU (San Antonio)

### 2007

Quianna Chaney, LSU (Fresno)  
Sylvia Fowles, LSU (Fresno-MOP)  
Ashley Awkward, UM (Dayton)  
Armintie Price, UM (Dayton)  
Shannon Bobbitt, UT (Dayton)  
Candace Parker, UT (Dayton- MOP)

### 2008

Sylvia Fowles, LSU (New Orleans-MOP)  
Erica White, LSU (New Orleans)  
Alexis Hornbuckle, UT (Oklahoma City)  
Candace Parker, UT (Oklahoma City-MOP)

### 2009

Christina Wirth, VU (Raleigh)

### 2010

Victoria Dunlap, UK (Kansas City)

### 2011

Shekinna Stricklen, UT (Dayton)

### 2012

Samarie Walker, UK (Kingston)  
Glory Johnson, UT (Des Moines)  
Shekinna Stricklen, UT (Des Moines)

### 2013

Jennifer O'Neill, UK (Bridgeport)  
Jasmine James, UG (Spokane)  
Shacobia Barbee, UG (Spokane)  
Taber Spani, UT (Oklahoma City)  
Kamiko Williams, UT (Oklahoma City)

### 2014

Courtney Walker, TAMU (Lincoln)  
Courtney Williams, TAMU (Lincoln)  
Meighan Simmons, UT (Louisville)  
Alaina Coates, SC (Stanford)

### 2015

Alaina Coates, SC (Greensboro MOP)  
Tiffany Mitchell, SC (Greensboro)  
Cierra Burdick, UT (Spokane)  
Ariel Massengale, UT (Spokane)

# TOURNAMENTS



MISSISSIPPI STATE • MISSOURI • SOUTH CAROLINA • TENNESSEE • TEXAS A&M • VANDERBILT

## NCAA FINAL FOUR TEAMS (SEC ONLY)

**1984**

Mary Ostrowski, Tennessee, Sr.

**1985**

Teresa Edwards, Georgia, Jr.  
Katrina McClain, Georgia, So.

**1987**

Tonya Edwards, Tennessee, Fr. (MOP)  
Bridgette Gordon, Tennessee, So.

**1988**

Ruthie Bolton, Auburn, Jr.  
Diann McNeil, Auburn, Sr.

**1989**

Bridgette Gordon, Tennessee, Sr. (MOP)  
Sheila Frost, Tennessee, Sr.  
Vickie Orr, Auburn, Sr.

**1990**

Carolyn Jones, Auburn, Jr.  
Chantel Tremitiere, Auburn, Jr.

**1991**

Daedra Charles, Tennessee, Sr.  
Dena Head, Tennessee, Jr.

**1993**

Heidi Gillingham, Vanderbilt, Jr.

**1994**

Betsy Harris, Alabama, Sr.

**1995**

Nikki McCray, Tennessee, Sr.

**1996**

Michelle Marciniak, Tennessee, Sr. (MOP)  
Chamique Holdsclaw, Tennessee, Fr.  
Tiffani Johnson, Tennessee, So.  
La' Keisha Frett, Georgia, Jr.  
Saudia Roundtree, Georgia, Sr.

**1997**

Chamique Holdsclaw, Tennessee, So. (MOP)  
Kellie Jolly, Tennessee, So.

**1998**

Chamique Holdsclaw, Tennessee, Jr. (MOP)  
Tamika Catchings, Tennessee, Fr.  
Kellie Jolly, Tennessee, Jr.

**2000**

Tamika Catchings, Tennessee, Jr.

**2003**

Gwen Jackson, Tennessee, Sr.  
Kara Lawson, Tennessee, Sr.

**2004**


Shanna Zolman, Tennessee, So.

**2007**

Candace Parker, Tennessee, So. (MOP)  
Nicky Anosike, Tennessee, Jr.  
Shannon Bobbitt, Tennessee, Jr.

**2008**

Sylvia Fowles, LSU, Sr.  
Candace Parker, Tennessee, Jr. (MOP)  
Nicky Anosike, Tennessee, Sr.  
Shannon Bobbitt, Tennessee, Sr.



**Tennessee's Tonya Edwards was named the Most Outstanding Player at the 1987 Final Four as a freshman.**



# TOURNAMENTS

ALABAMA • ARKANSAS • AUBURN • FLORIDA • GEORGIA • KENTUCKY • LSU • OLE MISS

## SEC IN THE NWIT/WNIT TOURNAMENT

### SEC YEAR-BY-YEAR RESULTS

YEAR	TEAMS	W	L	PCT.
1977	UA 0-3	0	3	.000
1978	UK 2-1	2	1	.667
1981	UG 3-0	3	0	1.000
1984	VU 3-0	3	0	1.000
1985	UF 2-1, LSU 3-0	5	1	.833
1988	MSU 1-2	1	2	.333
1990	UK 3-0	3	0	1.000
1996	ARK 1-2, LSU 2-1	3	3	.500
1998	LSU 2-1, MSU 0-1	2	2	.500
1999	ARK 5-0, UM 0-1	5	1	.833
2000	UA 0-1, ARK 3-1, UF 4-1	7	3	.700
2001	UA 1-1, UM 0-1, MSU 2-1	3	3	.500
2002	UA 3-1	3	1	.750
2003	AU 5-0	5	0	1.000
2005	ARK 1-1, UF 0-1, UK 3-1, MSU 0-1	4	4	.500
2006	UM 1-1, USC 0-1	1	2	.333
2007	AU 2-1, UK 2-1, MSU 1-1, USC 1-1	6	4	.600
2008	UF 1-1, UK 2-1, MSU 0-1, USC 1-1	4	4	.500
2009	ARK 1-1, UK 1-1, UM 1-1	3	3	.500
2010	UF 1-1, UM 0-1	1	2	.333
2011	UA 2-1, AR 3-1, AU 1-1, UF 2-1, SC 1-1	9	5	.643
2013	AR 1-1, AU 3-1, UF 4-1, MO 0-1	8	4	.667
2014	AU 2-1, MS 3-1, MO 0-1	5	3	.625
2015	UM 2-1, MO 2-1	4	2	.667

### APPEARANCES

Alabama [5]	1977-2000-01-02-11
Arkansas [7]	1996-1999-2000-05-09-11-13
Auburn [5]	2003-07-11-13-14
Florida [7]	1985-2000-05-08-10-11-13
Georgia [1]	1981
Kentucky [6]	1978-1990-2005-07-08-09
LSU [3]	1985-1996-1998
Ole Miss [6]	1999-2001-06-09-10-15
Mississippi State [7]	1988-1998-2001-05-07-08-14
Missouri [7]	2000-02-03-07-13-14-15
South Carolina [4]	2006-07-08-11
Texas A&M [2]	1995-2005
Vanderbilt [1]	1984

### CHAMPIONS

Georgia	1981
Vanderbilt	1984
LSU	1985
Kentucky	1990
Arkansas	1999
Auburn	2003

## ALL-TOURNAMENT TEAMS

### 1978

Maria Donhoff, Kentucky

### 1981

Cynthia Collins, Georgia  
Wanda Holloway, Georgia

### 1985

Tammy Jackson, Florida  
Terry Whitehead, Florida

### 1990

Vanessa Foster-Sutton, Kentucky  
Kristi Cushenberry, Kentucky

### 1996

Kimberly Wilson, Arkansas  
Elaine Powell, LSU

### 1998

Katrina Hibbert, LSU

### 1999

Sytia Messer, Arkansas  
Lonniya Bragg, Arkansas (MVP)

### 2000

Naomi Mobley, Florida  
Tonya Washington, Florida  
Lonniya Bragg, Arkansas

### 2003

Natasha Brackett, Auburn  
Tia Miller, Auburn

### 2005

Sara Potts, Kentucky

### 2013

Sydney Moss, Florida



# TOURNAMENTS



MISSISSIPPI STATE • MISSOURI • SOUTH CAROLINA • TENNESSEE • TEXAS A&M • VANDERBILT

## SEC IN THE NWIT/WNIT TOURNAMENT

**1977**

### FIRST ROUND

Wayland Baptist 89, Alabama 59

### CONSOLATION

Belmont 88, Alabama 73

### SEVENTH PLACE

Indiana State 84, Alabama 75

**1978**

### FIRST ROUND

Kentucky 92, Kansas 87

### SEMIFINALS

Texas 75, Kentucky 60

### THIRD PLACE

Kentucky 79, Long Beach State 69

**1981**

### FIRST ROUND

Georgia 100, Pittsburgh 69

### SEMIFINALS

Georgia 80, Cal-Berkeley 68

### FINALS

Georgia 75, Arizona State 73

**1984**

### FIRST ROUND

Vanderbilt 82, Utah 58

### SEMIFINALS

Vanderbilt 79, Western Kentucky 68

### FINALS

Vanderbilt 67, UT-Chattanooga 66

**1985**

### FIRST ROUND

Florida 70, Montana 49

LSU 69, West Virginia 57

### SEMIFINALS

Florida 87, Drake 80

LSU 71, Texas Tech 67

### FINALS

LSU 74, Florida 54

**1988**

### FIRST ROUND

DePaul 73, Mississippi State 57

### CONSOLATION

Mississippi State 67, Montana 61

### CONSOLATION FINAL

South Alabama 73, Mississippi State 51

**1990**

### FIRST ROUND

Kentucky 76, Maine 66

### SEMIFINALS

Kentucky 80, Miami (Fla.) 68

### FINALS

Kentucky 85, Toledo 76

**1996**

### FIRST ROUND

LSU 77, UC-Santa Barbara 73 (OT)

Arkansas 83, Princeton 51

### SEMIFINALS

Northwestern 79, LSU 75

Arizona 80, Arkansas 77

### THIRD PLACE

LSU 91, Arkansas 63

**1998**

### FIRST ROUND

LSU 58, Boise State 38 (Baton Rouge)

Baylor 75, Mississippi State 65 (Waco)

Second Round

LSU 74, Butler 58 (Baton Rouge)

### SEMIFINALS

Baylor 66, LSU 61 (Waco)

**1999**

### FIRST ROUND

Arkansas 78, NW State 60 (Fayetteville)

Tennessee-Martin 77, Ole Miss 66 (Martin)

### SECOND ROUND

Arkansas 97, Oklahoma 93 (OT) (Fayetteville)

### THIRD ROUND

Arkansas 76, Rice 70 (Fayetteville)

### SEMIFINALS

Arkansas 80, Drake 56 (Fayetteville)

### FINALS

Arkansas 67, Wisconsin 64 (Fayetteville)

**2000**

### FIRST ROUND

Chattanooga 70, Alabama 68 (Chattanooga)

Arkansas 83, Wichita State 63 (Fayetteville)

Florida 97, Dayton 92 (Dayton)

### SECOND ROUND

Arkansas 89, Missouri 88 (OT) (Fayetteville)

Florida 74, Memphis 71 (Memphis)

Arkansas 78, Georgia Tech 67 (Fayetteville)

Florida 77, Maryland 57 (Gainesville)

### SEMIFINALS

Florida 83, Arkansas 62 (Fayetteville)

### FINALS

Wisconsin 75, Florida 74 (Madison)

**2001**

### FIRST ROUND

Alabama 77, Memphis 67 (Tuscaloosa)

Western Ky. 95, Ole Miss 92 (Bowling Green)

Mississippi St. 77, Ga. Tech 73 (Starkville)

### SECOND ROUND

UAB 84, Alabama 72 (Birmingham)

Mississippi St. 86, Illinois 77 (Champaign)

### THIRD ROUND

James Madison 63, Mississippi S. 61 (Starkville)

**2002**

### FIRST ROUND

Alabama 68, Missouri 67 (Columbia)

### SECOND ROUND

Alabama 99, E. Kentucky 77 (Richmond)

### THIRD ROUND

Michigan St. 79, Alabama 61 (E. Lansing)

**2003**

### FIRST ROUND

Auburn 77, S. Alabama 53 (Auburn)

Second Round

Auburn 68, Florida State 57 (Auburn)

### THIRD ROUND

Auburn 59, Richmond 53 (Auburn)

### SEMIFINALS

Auburn 73, Creighton 62 (Omaha)

### FINALS

Auburn 64, Baylor 63 (Waco)

**2005**

### FIRST ROUND

Arkansas St. 78, Mississippi St. 61 (Jonesboro)

South Florida 61, Florida 56 (Tampa)

Arkansas 61, UNLV 48 (Fayetteville)

Kentucky 79, E. Michigan 68 (Lexington)

### SECOND ROUND

Arkansas St. 98, Arkansas 84 (Jonesboro)

Kentucky 91, Chattanooga 54 (Lexington)

### THIRD ROUND

Kentucky 67, Xavier 62 (Lexington)

### SEMIFINALS

W. Va. 80, Kentucky 75 (2OT) (Lexington)

**2006**

### FIRST ROUND

Xavier 70, S. Carolina 65 (OT) (Cincinnati)

Ole Miss 78, Kansas 76 (Lawrence)

### SECOND ROUND

Pittsburg 85, Ole Miss 76 (Pittsburg)

**2007**

### FIRST ROUND

Kentucky 65, Oakland 56 (Rochester)

### SECOND ROUND

Kentucky 85, Ball State 82 (Muncie)

S. Carolina 81, Hartford 40 (Columbia)

Mississippi St. 79, Tulane 73 (Starkville)

Auburn 74, UAB 60 (Auburn)

### THIRD ROUND

Wisconsin 67, Kentucky 61 (Madison)

WKU 56, Miss St. 53 (Bowling Green)

Auburn 81, Va. Tech 73 (Blacksburg)

Hofstra 64, S. Carolina 59 (Columbia)

### FOURTH ROUND

Kansas State 67, Auburn 54 (Manhattan)



# TOURNAMENTS

ALABAMA • ARKANSAS • AUBURN • FLORIDA • GEORGIA • KENTUCKY • LSU • OLE MISS

## SEC IN THE NWIT/WNIT TOURNAMENT

### 2008

#### **FIRST ROUND**

S. Carolina 102, NC A&T 74 (Columbia)

#### **SECOND ROUND**

Kentucky 68, MTSU 66 (Lexington)

Southern Miss 62, Miss. St. 61 (Hattiesburg)

Florida 60, Florida GC (Gainesville)

NC State 72, S. Carolina 69 (Raleigh)

#### **THIRD ROUND**

Kentucky 84, JMU 66 (Lexington)

NC State 80, Florida 55 (Raleigh)

#### **FOURTH ROUND**

Marquette 69, Kentucky 64 (Lexington)

### 2009

#### **FIRST ROUND**

Kentucky 81, Chattanooga 76 (OT) (Lexington)

#### **SECOND ROUND**

Ole Miss 87, Murray State 49 (Oxford)

Wisconsin 49, Kentucky 45 (Madison)

Arkansas 61, Okla. St. 60 (OT) (Fayetteville)

#### **THIRD ROUND**

South Florida 74, Ole Miss 57 (Tampa)

Kansas 75, Arkansas 59 (Lawrence)

### 2010

#### **FIRST ROUND**

Florida 61, South Florida 54 (Gainesville)

Samford 66, Ole Miss 65 (Birmingham)

#### **SECOND ROUND**

Miami 77, Florida 64 (Miami)

### 2011

#### **FIRST ROUND**

South Carolina 67, App. State 54 (Columbia)

Arkansas 91, Lamar 65 (Fayetteville)

Alabama 80, Memphis 69 (Memphis)

Auburn 68, Tennessee Tech 54 (Cookeville)

Florida 59, UMBC 47 (Gainesville)

#### **SECOND ROUND**

Toledo 67, Auburn 52 (Toledo)

Arkansas 65, Missouri State 64 (Springfield)

Alabama 72, Northwestern (Chicago)

Charlotte 69, South Carolina 57 (Columbia)

Florida 74, Florida Gulf Coast 69 (Ft. Myers)

#### **THIRD ROUND**

Toledo 74, Alabama 59 (Toledo)

Arkansas 78, Oral Roberts 59 (Tulsa)

Charlotte 81, Florida 71 (Charlotte)

#### **QUARTERFINALS**

Illinois State 60, Arkansas 49 (Normal)

### 2013

#### **FIRST ROUND**

Eastern Illinois 60, Missouri 58 (Columbia)

Auburn 80, UAB 57 (Auburn)

Arkansas 67, Memphis 57 (Fayetteville)

Florida 75, Florida International 68 (Miami)

#### **SECOND ROUND**

Auburn 84, Western Kentucky 66 (Auburn)

Tulane 60, Arkansas 48 (Fayetteville)

Florida 85, Winthrop 53 (Rock Hill)

#### **THIRD ROUND**

Auburn 72, Tulane 52 (Auburn)

Florida 67, Charlotte 65 (Charlotte)

#### **QUARTERFINALS**

Florida 85, James Madison 80 (Harrisonburg)

Drexel 56, Auburn 43 (Auburn)

#### **SEMIFINALS**

Drexel 67, Florida 57 (Philadelphia)

### 2014

#### **FIRST ROUND**

Auburn 78, Furman 64 (Auburn)

Creighton 77, Missouri 51 (Omaha)

Mississippi State 77, Tulane 68 (Starkville)

#### **SECOND ROUND**

Auburn 82, Old Dominion 59 (Auburn)

Mississippi St. 74, Southern Miss 66 2OT (Starkville)

#### **THIRD ROUND**

Mississippi State 59, Auburn 54 (Starkville)

#### **QUARTERFINALS**

South Florida 60, Mississippi State 58 (Starkville)

### 2015

#### **FIRST ROUND**

Ole Miss 80, UT Martin 70 (Oxford)

Missouri 69, Northern Iowa 61 (Cedar Falls)

#### **SECOND ROUND**

Ole Miss 63, Georgia Tech 48 (Oxford)

Missouri 67, Kansas State 48 (Manhattan)

#### **THIRD ROUND**

Middle Tennessee 82, Ole Miss 70 (Murfreesboro)

Michigan 65, Missouri 55 (Ann Arbor)



**2015-2016**  
**WOMEN'S BASKETBALL**  
**MEDIA GUIDE**

**Polls**



# POLLS

ALABAMA • ARKANSAS • AUBURN • FLORIDA • GEORGIA • KENTUCKY • LSU • OLE MISS

## FINAL ASSOCIATED PRESS POLLS

### 1976-77

1. Delta State
2. Immaculata
3. St. Joseph's
4. Fullerton State
5. **TENNESSEE**
6. Tennessee Tech
7. Wayland Baptist
8. Montclair State
9. Stephen F. Austin
10. N.C. State
11. **LSU**
12. Baylor
13. UCLA
14. Old Dominion
15. SE Louisiana
16. Maryland
17. Michigan State
18. Mississippi College
19. Southern Connecticut
20. Kansas State

### 1979-80

1. Old Dominion
2. **TENNESSEE**
3. Louisiana Tech
4. South Carolina
5. Stephen F. Austin
6. Maryland
7. Texas
8. Rutgers
9. Long Beach State
10. N.C. State
11. Kansas
12. Cheyney State
13. Kansas State
14. **KENTUCKY**
15. Northwestern
16. Mercer
17. Oregon
18. Central Missouri State
19. San Francisco
20. Brigham Young

### 1982-83

1. Louisiana Tech
2. Southern Cal
3. Texas
4. Old Dominion
5. Cheyney State
6. Maryland
7. Long Beach State
8. **GEORGIA**
9. **TENNESSEE**
10. Penn State
11. **KENTUCKY**
12. Arizona State
13. **OLE MISS**
14. **AUBURN**
15. Missouri
16. N.C. State
17. Kansas State
18. North Carolina
19. Oregon State
20. **LSU**

### 1985-86

1. Texas
2. **GEORGIA**
3. Southern Cal
4. Louisiana Tech
5. Western Kentucky
6. Virginia
7. **AUBURN**
8. Long Beach State
9. **LSU**
10. Rutgers
11. **OLE MISS**
12. Ohio State
13. Penn State
14. Iowa
15. **TENNESSEE**
16. North Carolina
17. James Madison
18. Southern Illinois
19. Oklahoma
20. **VANDERBILT**

### 1977-78

1. **TENNESSEE**
2. Wayland Baptist
3. N.C. State
4. Montclair State
5. UCLA
6. Maryland
7. Queens College
8. Valdosta State
9. Delta State
10. **LSU**
11. St. Joseph's
12. Old Dominion
13. Missouri
14. Stephen F. Austin
15. Texas
16. Ohio State
17. Penn State
18. Southern Connecticut
19. Memphis State
20. **OLE MISS**

### 1980-81

1. Louisiana Tech
2. **TENNESSEE**
3. Old Dominion
4. Southern Cal
5. Cheyney State
6. Long Beach State
7. UCLA
8. Maryland
9. Rutgers
10. Kansas
11. **KENTUCKY**
12. Oregon
13. N.C. State
14. Stephen F. Austin
15. Illinois State
16. Texas
17. Jackson State
18. Minnesota
19. Oregon State
20. Clemson

### 1983-84

1. Texas
2. Louisiana Tech
3. **GEORGIA**
4. Old Dominion
5. Southern Cal
6. Long Beach State
7. Kansas State
8. **LSU**
9. Cheyney State
10. **OLE MISS**
11. Missouri
12. **ALABAMA**
13. NE Louisiana
14. North Carolina
15. **TENNESSEE**
16. N.C. State
17. Maryland
18. Virginia
19. Ohio State
20. Chattanooga

### 1986-87

1. Texas
2. **AUBURN**
3. Louisiana Tech
4. Long Beach State
5. Rutgers
6. **GEORGIA**
7. **TENNESSEE**
8. **OLE MISS**
9. Iowa
10. Ohio State
11. Virginia
12. James Madison
13. N.C. State
14. **LSU**
15. Penn State
16. Southern Illinois
17. Villanova
18. **VANDERBILT**
19. Southern Cal
20. Washington

### 1978-79

1. Old Dominion
2. Louisiana Tech
3. **TENNESSEE**
4. Texas
5. Stephen F. Austin
6. UCLA
7. Rutgers
8. Maryland
9. Cheyney State
10. Wayland Baptist
11. N.C. State
12. Valdosta State
13. Penn State
14. Kansas State
15. South Carolina
16. Northwestern
17. UNLV
18. Long Beach State
19. Fordham
20. Montclair State

### 1981-82

1. Louisiana Tech
2. Cheyney State
3. Maryland
4. **TENNESSEE**
5. Texas
6. Southern Cal
7. Old Dominion
8. Rutgers
9. Long Beach State
10. Penn State
11. Villanova
12. N.C. State
13. **KENTUCKY**
14. Kansas State
15. South Carolina
16. Drake
17. Memphis State
18. Arizona State
19. Oregon
20. Missouri

### 1984-85

1. Texas
2. NE Louisiana
3. Long Beach State
4. Louisiana Tech
5. Old Dominion
6. **OLE MISS**
7. Ohio State
8. **GEORGIA**
9. Penn State
10. **AUBURN**
11. Washington
12. N.C. State
13. **TENNESSEE**
14. Western Kentucky
15. Southern Cal
16. UNLV
17. St. Joseph's
18. UCLA
19. Texas Tech
20. San Diego State

### 1987-88

1. **TENNESSEE**
2. Iowa
3. **AUBURN**
4. Texas
5. Louisiana Tech
6. Ohio State
7. Long Beach State
8. Rutgers
9. Maryland
10. Virginia
11. Washington
12. **OLE MISS**
13. Stanford
14. James Madison
15. Southern Cal
16. Montana
17. **GEORGIA**
18. New Mexico State
19. Stephen F. Austin
20. LaSalle

## FINAL ASSOCIATED PRESS POLLS

### 1988-89

1. **TENNESSEE**
2. **AUBURN**
3. Louisiana Tech
4. Stanford
5. Maryland
6. Texas
7. Long Beach State
8. Iowa
9. Colorado
10. **GEORGIA**
11. Stephen F. Austin
12. **OLE MISS**
13. N.C. State
14. Ohio State
15. Purdue
16. UNLV
17. South Carolina
18. LaSalle
19. Western Kentucky
20. Old Dominion

### 1989-90

1. Louisiana Tech
2. Stanford
3. Washington
4. **TENNESSEE**
5. UNLV
6. Stephen F. Austin
7. **GEORGIA**
8. Texas
9. **AUBURN**
10. Iowa
11. N.C. State
12. Virginia
13. Northwestern
14. Long Beach State
15. Purdue
16. Hawaii
17. Northern Illinois
18. Providence
19. South Carolina
20. Southern Miss
21. Tennessee Tech
22. Arkansas
23. **LSU**
24. **OLE MISS**
25. St. Joseph's

### 1990-91

1. Penn State
2. Virginia
3. **GEORGIA**
4. **TENNESSEE**
5. Purdue
6. **AUBURN**
7. N.C. State
8. **LSU**
9. Arkansas
10. Western Kentucky
11. Stanford
12. Washington
13. Connecticut
14. Stephen F. Austin
15. Providence

16. Texas
17. UNLV
18. Long Beach State
19. **OLE MISS**
20. Rutgers
21. Clemson
22. Northwestern
23. Iowa
24. Lamar
25. Oklahoma State

### 1991-92

1. Virginia
2. **TENNESSEE**
3. Stanford
4. Stephen F. Austin
5. **OLE MISS**
6. Miami (FL)
7. Iowa
8. Maryland
9. Penn State
10. SW Missouri State
11. Purdue
12. Texas Tech
13. **VANDERBILT**
14. West Virginia
15. Western Kentucky
16. George Washington
17. Kansas
18. **ALABAMA**
19. Texas
20. Clemson
21. Creighton
22. Houston
23. Southern Cal
24. Colorado
25. Santa Barbara
25. Vermont

### 1992-93

1. **VANDERBILT**
2. **TENNESSEE**
3. Ohio State
4. Iowa
5. Texas Tech
6. **STANFORD**
7. **AUBURN**
8. Penn State
9. Virginia
10. Colorado
11. Maryland
12. Stephen F. Austin
13. Western Kentucky
14. Louisiana Tech
15. Southern Cal
16. Texas
17. North Carolina
18. Vermont
19. Bowling Green
20. Miami (FL)
21. **GEORGIA**
22. Nebraska
23. Hawaii
24. Kansas
25. Northern Illinois
25. Oklahoma State

### 1993-94

1. **TENNESSEE**
2. Penn State
3. Connecticut
4. North Carolina
5. Colorado
6. Louisiana Tech
7. Southern Cal
8. Purdue
9. Texas Tech
10. Virginia
11. Stanford
12. **VANDERBILT**
13. Iowa
14. Seton Hall
15. Kansas
16. **ALABAMA**
17. Montana
18. Washington
19. Florida International
20. **FLORIDA**
21. Boise State
22. Southern Miss
23. **OLE MISS**
24. Bowling Green
25. Texas

### 1994-95

1. Connecticut
2. Colorado
3. **TENNESSEE**
4. Stanford
5. Texas Tech
6. **VANDERBILT**
7. Penn State
8. Louisiana Tech
9. Western Kentucky
10. Virginia
11. North Carolina
12. **GEORGIA**
13. **ALABAMA**
14. Washington
15. **ARKANSAS**
16. Purdue
17. **FLORIDA**
18. George Washington
19. **OLE MISS**
20. Duke
21. Oregon State
22. San Diego State
23. Kansas
24. North Carolina
25. Old Dominion

### 1995-96

1. Louisiana Tech
2. Connecticut
3. Stanford
4. **TENNESSEE**
5. **GEORGIA**
6. Old Dominion
7. Iowa
8. Penn State
9. Texas Tech
10. **ALABAMA**
11. Virginia

### 1996-97

12. **VANDERBILT**
  13. Duke
  14. Clemson
  15. Purdue
  16. **FLORIDA**
  17. Colorado
  18. Wisconsin
  19. **AUBURN**
  20. Kansas
  21. Notre Dame
  22. Oregon State
  23. N.C. State
  24. **OLE MISS**
  25. Texas A&M
- 
1. Connecticut
  2. Old Dominion
  3. Stanford
  4. North Carolina
  5. Louisiana Tech
  6. **GEORGIA**
  7. **FLORIDA**
  8. **ALABAMA**
  9. **LSU**
  10. **TENNESSEE**
  11. Kansas
  12. Virginia
  13. **AUBURN**
  14. Texas
  15. Notre Dame
  16. Illinois
  17. Texas Tech
  18. Colorado
  19. Stephen F. Austin
  20. **VANDERBILT**
  21. Clemson
  22. George Washington
  23. Tulane
  24. Michigan State
  25. Western Kentucky

### 1997-98

1. **TENNESSEE**
2. Old Dominion
3. Connecticut
4. Louisiana Tech
5. Stanford
6. Texas Tech
7. North Carolina
8. Duke
9. Arizona
10. N.C. State
11. **ALABAMA**
12. Florida International
13. **FLORIDA**
14. Clemson
15. Western Kentucky
16. Illinois
17. Virginia
18. **VANDERBILT**
19. Stephen F. Austin
20. Hawaii
21. Purdue
22. Drake
23. Iowa
24. Iowa State
25. UCLA



# POLLS

ALABAMA • ARKANSAS • AUBURN • FLORIDA • GEORGIA • KENTUCKY • LSU • OLE MISS

## FINAL ASSOCIATED PRESS POLLS

### 1998-99

1. Purdue
- 2. TENNESSEE**
3. Louisiana Tech
4. Connecticut
5. Old Dominion
6. Texas Tech
7. Colorado State
8. Notre Dame
9. Rutgers
- †10. Clemson
- †10. Duke
- 12. GEORGIA**
13. Virginia Tech
14. North Carolina
15. UCLA
16. Oregon
17. Santa Barbara
18. Penn State
19. Iowa State
20. Virginia
- 21. LSU**
- 22. ALABAMA**
23. Tulane
24. Florida International
25. Toledo

### 1999-2000

1. Connecticut
- 2. TENNESSEE**
3. Louisiana Tech
- 4. GEORGIA**
5. Notre Dame
6. Penn State
7. Iowa State
8. Rutgers
9. Santa Barbara
10. Duke
11. Texas Tech
- 12. MISSISSIPPI STATE**
13. Purdue
14. Old Dominion
- 15. LSU**
- 16. AUBURN**
17. Boston College
18. Oklahoma
19. Virginia
20. Oregon
21. Arizona
22. Tulane
23. N.C. State
24. Xavier
25. Michigan

### 2000-2001

1. Connecticut
2. Notre Dame
- 3. TENNESSEE**
- 4. GEORGIA**
5. Duke
6. Louisiana Tech
7. Oklahoma
8. Iowa State
9. Purdue
- 10. VANDERBILT**

11. Rutgers
12. Xavier
13. Texas Tech
- 14. FLORIDA**
15. SW Missouri State
16. Iowa
17. Utah
- 18. LSU**
19. N.C. State
20. Colorado
21. Penn State
22. Clemson
23. Baylor
24. Wisconsin
- †25. Arizona State
- †25. Virginia Tech

### 2001-2002

1. Connecticut
2. Oklahoma
3. Duke
- 4. VANDERBILT**
5. Stanford
- 6. TENNESSEE**
7. Baylor
8. Louisiana Tech
9. Purdue
10. Iowa State
11. Kansas State
12. Colorado
- 13. SOUTH CAROLINA**
14. Texas
15. Old Dominion
16. North Carolina
17. Texas Tech
18. Minnesota
19. Cincinnati
20. Colorado State
21. Boston College
- 22. LSU**
23. Florida International
- †24. **FLORIDA**
- †24. Penn State

### 2002-2003

1. Connecticut
2. Duke
- 3. LSU**
- 4. TENNESSEE**
5. Texas
6. Louisiana Tech
7. Texas Tech
8. Kansas State
9. Stanford
10. Purdue
11. Villanova
12. North Carolina
- 13. MISSISSIPPI STATE**
- 14. VANDERBILT**
15. Penn State
- 16. SOUTH CAROLINA**
17. Minnesota
18. Santa Barbara
- 19. GEORGIA**
20. Ohio State
21. Green Bay

22. Arizona
23. Rutgers
- 24. ARKANSAS**
- †25. Boston College
- †25. George Washington

### 2003-04

1. Duke
- 2. TENNESSEE**
3. Purdue
4. Texas
5. Penn State
6. Connecticut
7. Louisiana Tech
8. Kansas State
9. Houston
10. Stanford
11. Oklahoma
12. North Carolina
- 13. VANDERBILT**
14. Texas Tech
15. Baylor
- 16. GEORGIA**
17. Colorado
18. Boston College
- 19. LSU**
20. TCU
21. Ohio State
- 22. AUBURN**
23. Michigan State
24. Minnesota
25. Villanova

### 2004-05

1. Stanford
- 2. LSU**
- 3. TENNESSEE**
4. North Carolina
5. Baylor
6. Michigan State
7. Duke
8. Ohio State
9. Rutgers
10. Connecticut
11. Notre Dame
12. Minnesota
13. Texas
14. Texas Tech
15. Temple
16. Kansas State
17. DePaul
- 18. VANDERBILT**
19. Iowa State
- 20. GEORGIA**
21. N.C. State
22. Penn State
23. TCU
24. Green Bay
25. Boston College

### 2005-06

1. North Carolina
2. Ohio State
3. Maryland
4. Duke

- 5. LSU**
- 6. TENNESSEE**
7. Oklahoma
8. Connecticut
9. Rutgers
10. Baylor
11. Purdue
- 12. GEORGIA**
- †13. DePaul
- †13. Stanford
15. Arizona State
16. Michigan State
17. Louisiana Tech
18. Utah
19. Temple
20. Texas A&M
21. UCLA
22. BYU
23. Bowling Green
24. New Mexico
25. Minnesota

### 2006-07

1. Duke
2. Connecticut
3. North Carolina
- 4. TENNESSEE**
5. Ohio State
6. Stanford
7. Maryland
8. Arizona State
- 9. VANDERBILT**
- 10. LSU**
11. Oklahoma
12. Purdue
13. Texas A&M
- 14. GEORGIA**
15. George Washington
16. Middle Tennessee
17. N.C. State
18. Baylor
19. Rutgers
20. Bowling Green
21. Marquette
22. Green Bay
23. Louisville
24. Michigan State
25. Montana

### 2007-08

1. Connecticut
2. North Carolina
- 3. TENNESSEE**
4. Stanford
5. Maryland
- 6. LSU**
7. Rutgers
8. Texas A&M
9. Duke
10. California
11. Old Dominion
12. Baylor
13. Oklahoma State
14. Oklahoma
15. Notre Dame
16. Kansas State

## FINAL ASSOCIATED PRESS POLLS

17. West Virginia
18. Utah
19. Louisville
20. George Washington
- 21. VANDERBILT**
22. Marist
23. Texas-El Paso
24. Virginia
25. Ohio State

### 2008-09

1. Connecticut
2. Stanford
3. Maryland
4. Oklahoma
5. Baylor
6. Duke
7. Louisville
- 8. AUBURN**
9. Texas A&M
10. Ohio State
11. North Carolina
12. Florida State
13. California
- 14. VANDERBILT**
15. Pittsburgh
16. South Dakota State
17. Iowa State
- 18. TENNESSEE**
19. Arizona State
20. Xavier
21. Kansas State
- 22. FLORIDA**
23. Notre Dame
24. Virginia
25. Texas

### 2009-10

1. Connecticut
2. Stanford
- 3. TENNESSEE**
4. Nebraska
5. Xavier
6. Duke
7. Notre Dame
8. Ohio State
9. Texas A&M
10. West Virginia
11. Florida State
12. Oklahoma
13. Georgetown
14. Baylor
15. St. John's (NY)
16. Iowa State
17. Texas
18. Gonzaga
- 19. KENTUCKY**
20. Oklahoma State
- 21. LSU**
- 22. UCLA**
- 23. GEORGIA**
24. Michigan State
25. Hartford

### 2010-11

1. Connecticut
2. Stanford
3. Baylor
- 4. TENNESSEE**
5. Xavier
6. Duke
7. UCLA
8. Texas A&M
9. DePaul
10. Notre Dame
11. Miami (FL)
12. Michigan State
13. Green Bay
14. North Carolina
15. Florida State
16. Maryland
- 17. KENTUCKY**
18. Ohio State
19. Marist
20. Gonzaga
21. Oklahoma
22. Houston
23. Georgetown
24. Georgia Tech
25. Marquette

### 2011-12

1. Baylor
2. Stanford
3. Connecticut
4. Notre Dame
5. Maryland
6. Duke
7. Delaware
8. Miami (FL)
- 9. TENNESSEE**
10. Green Bay
11. Penn State
- 12. KENTUCKY**
13. Purdue
14. St. John's (NY)
15. Georgia Tech
16. Ohio State
- †17. Nebraska
- †17. Georgetown
19. Louisville
- 20. GEORGIA**
21. St. Bonaventure
22. Texas A&M
23. Rutgers
24. Princeton
- 25. SOUTH CAROLINA**

### 2012-13

1. Baylor
2. Notre Dame
3. Connecticut
4. Stanford
5. Duke
6. California
- 7. KENTUCKY**
8. Penn State
- 9. TEXAS A&M**
- 10. TENNESSEE**

11. UCLA
12. Maryland
13. North Carolina
- 14. GEORGIA**
15. Delaware
16. Louisville
- 17. SOUTH CAROLINA**
18. Dayton
19. Colorado
20. Green Bay
21. Purdue
22. Syracuse
23. Iowa State
24. Nebraska
25. Florida State

### 2013-14

1. Connecticut
2. Notre Dame
- 3. TENNESSEE**
4. Louisville
5. Baylor
6. Stanford
7. West Virginia
- 8. SOUTH CAROLINA**
9. Duke
- 10. KENTUCKY**
11. Maryland
12. North Carolina
13. Nebraska
14. Penn State
- 15. TEXAS A&M**
16. N.C. State
17. Purdue
18. Gonzaga
19. Iowa
20. Michigan State
21. Oklahoma State
22. Middle Tennessee
23. DePaul
24. California
25. Southern Cal

### 2014-15

1. Connecticut
2. Notre Dame
- 3. SOUTH CAROLINA**
4. Maryland
5. Baylor
- 6. TENNESSEE**
7. Florida State
8. Louisville
9. Arizona State
10. Oregon State
- 11. KENTUCKY**
- 12. MISSISSIPPI STATE**
13. Princeton
14. Stanford
15. North Carolina
16. Duke
17. Chattanooga
18. Iowa
19. George Washington
20. Florida Gulf Coast
- 21. TEXAS A&M**
22. Northwestern



# POLLS

ALABAMA • ARKANSAS • AUBURN • FLORIDA • GEORGIA • KENTUCKY • LSU • OLE MISS

## FINAL WBCA/USA TODAY COACHES POLLS

### 1985-86

1. Texas
2. Southern Cal
3. Western Kentucky
4. **GEORGIA**
5. **TENNESSEE**
6. **OLE MISS**
7. Louisiana Tech
8. **LSU**
9. **AUBURN**
10. Rutgers
11. NE Louisiana
12. Long Beach State
13. Penn State
14. Virginia
15. North Carolina
16. James Madison
17. Ohio State
18. Oklahoma
19. Iowa
20. Montana
21. Texas Tech
22. Southern Illinois
23. Drake
24. St. Joseph's (NY)
25. **VANDERBILT**

### 1986-87

1. **TENNESSEE**
2. Louisiana Tech
3. Texas
4. Long Beach State
5. Rutgers
6. **AUBURN**
7. Iowa
8. Ohio State
9. **GEORGIA**
10. Virginia
11. **OLE MISS**
12. N.C. State
13. Southern Illinois
14. Southern Cal
15. James Madison
16. Penn State
17. Old Dominion
18. Washington
19. **LSU**
20. Oregon
21. **VANDERBILT**
22. Villanova
23. Western Kentucky
24. St. Joseph's (NY)
25. Drake

### 1987-88

1. Louisiana Tech
2. **AUBURN**
3. **TENNESSEE**
4. Long Beach State
5. Texas
6. Iowa
7. Virginia
8. Maryland
9. Ohio State
10. **GEORGIA**
11. Rutgers
12. **OLE MISS**
13. Southern Cal
14. Stanford

15. James Madison
16. Washington
17. Montana
18. Stephen F. Austin
19. Western Kentucky
20. Clemson
21. St. Joseph's (NY)
22. DePaul
23. New Mexico State
24. South Carolina
25. Houston

### 1988-89

1. **TENNESSEE**
2. **AUBURN**
3. Maryland
4. Louisiana Tech
5. Stanford
6. Texas
7. Long Beach State
8. **OLE MISS**
9. Ohio State
10. N.C. State
11. Iowa
12. UNLV
13. Clemson
14. **LSU**
15. Virginia
16. Stephen F. Austin
17. Purdue
18. **GEORGIA**
19. Colorado
20. Rutgers
21. Old Dominion
22. South Carolina
23. St. Joseph's (NY)
24. Tennessee Tech
25. James Madison

### 1989-90

1. Stanford
2. **AUBURN**
3. Virginia
4. Louisiana Tech
5. **TENNESSEE**
6. Texas
7. Washington
8. Arkansas
9. Stephen F. Austin
10. N.C. State
11. Providence
12. **OLE MISS**
13. **GEORGIA**
14. Purdue
15. UNLV
16. South Carolina
17. **VANDERBILT**
18. Iowa
19. Clemson
20. Long Beach State
21. Northern Illinois
22. Northwestern
23. Southern Miss
24. Hawaii
25. Tennessee Tech

### 1990-91

1. **TENNESSEE**
2. Virginia

3. Stanford
4. Connecticut
5. **AUBURN**
6. **GEORGIA**
7. Lamar
8. Clemson
9. Penn State
10. N.C. State
11. Western Kentucky
12. Arkansas
13. Washington
14. Purdue
15. James Madison
16. Oklahoma State
17. Long Beach State
18. **LSU**
19. Stephen F. Austin
20. **VANDERBILT**
21. Iowa
22. UNLV
23. Northwestern
24. Providence
25. Texas

### 1991-92

1. Stanford
2. Virginia
3. Western Kentucky
4. SW Missouri State
5. **TENNESSEE**
6. **OLE MISS**
7. **VANDERBILT**
8. Maryland
9. Miami (FL)
10. Iowa
11. West Virginia
12. Southern Cal
13. Stephen F. Austin
14. Penn State
15. Texas Tech
16. Purdue
17. **ALABAMA**
18. UCLA
19. Clemson
20. George Washington
21. Santa Barbara
22. Vermont
23. Texas
24. Creighton
25. Kansas

### 1992-93

1. Texas Tech
2. Ohio State
3. Iowa
4. **VANDERBILT**
5. **TENNESSEE**
6. Virginia
7. Stanford
8. Louisiana Tech
9. Colorado
10. **AUBURN**
11. Stephen F. Austin
12. Western Kentucky
13. Penn State
14. Southern Cal
15. North Carolina
16. Georgetown
17. SW Missouri State
18. Maryland
19. Texas

20. Miami (FL)
21. **GEORGIA**
22. Nebraska
23. Vermont
24. Hawaii
25. **ALABAMA**

### 1993-94

1. North Carolina
2. Louisiana Tech
3. Purdue
4. **ALABAMA**
5. **TENNESSEE**
6. Penn State
7. Connecticut
8. Stanford
9. Southern Cal
10. Colorado
11. Texas Tech
12. Virginia
13. **VANDERBILT**
14. Seton Hall
15. Iowa
16. Southern Miss
17. Kansas
18. Montana
19. Texas A&M
20. **OLE MISS**
21. Washington
22. Clemson
23. Texas
24. Florida International
25. **FLORIDA**

### 1994-95

1. Connecticut
2. Colorado
3. **TENNESSEE**
4. Stanford
5. **VANDERBILT**
6. Texas Tech
7. Louisiana Tech
8. Western Kentucky
9. Penn State
10. Virginia
11. North Carolina
12. **GEORGIA**
13. **ALABAMA**
14. Washington
15. Purdue
16. George Washington
17. **FLORIDA**
18. **ARKANSAS**
19. **OLE MISS**
20. Duke
21. Kansas
22. Oregon State
23. San Diego State
24. Southern Cal
25. Old Dominion

### 1995-96

1. **TENNESSEE**
2. **GEORGIA**
3. Connecticut
4. Stanford
5. Louisiana Tech
6. Virginia
7. **VANDERBILT**



## FINAL WBCA/USA TODAY COACHES POLLS

8. **AUBURN**
9. Iowa
10. Old Dominion
11. **ALABAMA**
12. Texas Tech
13. Penn State
14. Stephen F. Austin
15. Kansas
16. San Francisco
17. Clemson
18. Colorado
19. Duke
20. Wisconsin
21. Notre Dame
22. **FLORIDA**
23. DePaul
24. Colorado State
25. Texas

### 1996-97

1. **TENNESSEE**
2. Old Dominion
3. Stanford
4. Connecticut
5. Notre Dame
6. **FLORIDA**
7. **GEORGIA**
8. Louisiana Tech
9. North Carolina
10. George Washington
11. **ALABAMA**
12. **LSU**
13. Illinois
14. Virginia
15. Colorado
16. Kansas
17. **VANDERBILT**
18. Texas
19. Texas Tech
20. **AUBURN**
21. Michigan State
22. Stephen F. Austin
23. Purdue
24. Tulane
25. Clemson

### 1997-98

1. **TENNESSEE**
2. Louisiana Tech
3. North Carolina
4. N.C. State
5. Connecticut
6. Old Dominion
7. **ARKANSAS**
7. Duke
9. Arizona
10. Texas Tech
11. Purdue
12. **FLORIDA**
13. **ALABAMA**
14. Illinois
15. Stanford
16. Rutgers
17. Notre Dame
18. Florida International
19. Western Kentucky
20. UCLA
21. Clemson
22. Kansas
23. Virginia

24. Iowa State
25. **VANDERBILT**

### 1998-99

1. Purdue
2. Duke
3. Louisiana Tech
4. **TENNESSEE**
5. **GEORGIA**
6. Rutgers
7. UCLA
8. Connecticut
9. Texas Tech
10. Old Dominion
11. Iowa State
12. Colorado State
13. Clemson
14. Virginia Tech
15. North Carolina
16. **LSU**
17. Notre Dame
18. Penn State
19. Oregon
19. SW Missouri State
20. Virginia
22. Kansas
23. Santa Barbara
24. Xavier
25. **ALABAMA**

### 1999-2000

1. Connecticut
2. **TENNESSEE**
3. Penn State
4. Rutgers
5. **GEORGIA**
6. Louisiana Tech
7. Texas Tech
8. **LSU**
9. Notre Dame
10. Iowa State
11. Duke
12. Old Dominion
13. Oklahoma
14. Virginia
15. **MISSISSIPPI STATE**
16. Purdue
17. Boston College
18. North Carolina
19. **AUBURN**
20. Arizona
21. Santa Barbara
22. UAB
23. N.C. State
24. Tulane
25. **VANDERBILT**

### 2000-01

1. Notre Dame
2. Purdue
3. Connecticut
4. SW Missouri State
5. **TENNESSEE**
6. Louisiana Tech
7. **VANDERBILT**
8. Duke
9. Xavier
10. Oklahoma
11. Texas Tech
12. Iowa State

13. **GEORGIA**
14. Washington
15. Utah
16. N.C. State
17. Rutgers
18. **FLORIDA**
19. Missouri
20. **LSU**
21. Iowa
22. Clemson
23. Colorado
24. Villanova
25. Florida State

### 2001-02

1. Connecticut
2. Oklahoma
3. **TENNESSEE**
4. Duke
5. **VANDERBILT**
6. **SOUTH CAROLINA**
7. Old Dominion
8. Stanford
9. Colorado
10. Kansas State
11. North Carolina
12. Texas Tech
13. Texas
14. Purdue
15. Baylor
16. Iowa State
17. BYU
18. Penn State
19. Louisiana Tech
20. Drake
21. Minnesota
22. **LSU**
23. Cincinnati
24. Colorado State
25. TCU

### 2002-03

1. Connecticut
2. **TENNESSEE**
3. Texas
4. Duke
5. **LSU**
6. Texas Tech
7. Purdue
8. Villanova
9. Louisiana Tech
10. Kansas State
11. **GEORGIA**
12. Penn State
13. Minnesota
14. Stanford
15. North Carolina
16. **MISSISSIPPI STATE**
17. Boston College
18. **SOUTH CAROLINA**
19. Colorado
20. **VANDERBILT**
21. Notre Dame
22. Santa Barbara
23. New Mexico
24. Green Bay
25. **ARKANSAS**

### 2003-04

1. Connecticut
2. **TENNESSEE**
3. **LSU**
4. Minnesota
5. Duke
6. Penn State
7. Stanford
8. **GEORGIA**
9. Purdue
10. Texas
11. Baylor
12. Louisiana Tech
13. **VANDERBILT**
14. Boston College
15. Kansas State
16. Houston
17. Texas Tech
18. Oklahoma
19. Santa Barbara
20. Notre Dame
21. North Carolina
22. TCU
23. **AUBURN**
24. Colorado
25. DePaul

### 2004-05

1. Baylor
2. Michigan State
3. **LSU**
4. **TENNESSEE**
5. Stanford
6. North Carolina
7. Rutgers
8. Duke
9. Ohio State
10. Connecticut
11. Minnesota
12. Texas Tech
13. **GEORGIA**
14. **VANDERBILT**
15. Notre Dame
16. Arizona State
17. Texas
18. Temple
19. Kansas State
20. DePaul
21. Liberty
22. Southern Cal
23. Boston College
24. Maryland
25. Iowa State

### 2005-06

1. Maryland
2. Duke
3. North Carolina
4. **LSU**
5. **TENNESSEE**
6. Connecticut
7. Stanford
8. Oklahoma
9. Rutgers
10. Ohio State
11. Purdue
12. Utah
13. **GEORGIA**
14. Baylor



# POLLS

ALABAMA • ARKANSAS • AUBURN • FLORIDA • GEORGIA • KENTUCKY • LSU • OLE MISS

## FINAL WBCA/USA TODAY COACHES POLLS

15. DePaul
16. Michigan State
17. Arizona State
18. UCLA
19. Boston College
20. BYU
21. New Mexico
- 22. VANDERBILT**
23. Temple
24. Louisiana Tech
25. George Washington

### 2006-07

- 1. TENNESSEE**
2. Rutgers
3. North Carolina
- 4. LSU**
5. Connecticut
6. Duke
7. Purdue
8. Arizona State
9. Oklahoma
- 10. OLE MISS**
11. George Washington
12. N.C. State
- 13. GEORGIA**
14. Maryland
15. Bowling Green
16. Stanford
- 17. VANDERBILT**
18. Ohio State
19. Florida State
20. Baylor
21. Texas A&M
22. Marist
23. Middle Tennessee
24. Louisville
25. Michigan State

### 2007-08

- 1. TENNESSEE**
2. Stanford
3. Connecticut
- 4. LSU**
5. North Carolina
6. Rutgers
7. Maryland
8. Texas A&M
9. Duke
10. Old Dominion
11. Oklahoma State
12. Louisville
13. Notre Dame
14. George Washington
- 15. VANDERBILT**
16. Pittsburgh
17. Baylor
18. California
19. Oklahoma
20. West Virginia
21. Kansas State
22. Virginia
23. Marist
- 24. GEORGIA**
25. Texas-El Paso

### 2008-09

1. Connecticut
2. Louisville

3. Stanford
4. Oklahoma
5. Maryland
6. Baylor
7. Texas A&M
- 8. VANDERBILT**
9. Ohio State
10. California
11. Iowa State
12. Arizona State
- 13. AUBURN**
14. Duke
15. Pittsburgh
16. Purdue
17. North Carolina
18. Florida State
19. South Dakota State
20. Kansas State
21. Rutgers
22. Michigan State
- 23. FLORIDA**
24. Virginia
25. Xavier

### 2009-10

1. Connecticut
2. Stanford
3. Oklahoma
4. Baylor
5. Xavier
6. Duke
7. Nebraska
- 8. TENNESSEE**
- 9. KENTUCKY**
10. Florida State
11. Notre Dame
12. Gonzaga
13. Iowa State
14. Texas A&M
15. Ohio State
16. West Virginia
17. Georgetown
18. St. John's (NY)
- 19. GEORGIA**
20. San Diego State
- 21. MISSISSIPPI STATE**
22. Oklahoma State
23. UCLA
- 24. VANDERBILT**
- 25. LSU**
25. Texas

### 2010-11

1. Texas A&M
2. Notre Dame
3. Connecticut
4. Stanford
5. Baylor
- 6. TENNESSEE**
7. Duke
8. Gonzaga
9. Green Bay
10. DePaul
11. Xavier
12. North Carolina
13. UCLA
14. Georgetown
15. Oklahoma
16. Miami (FL)
17. Ohio State

18. Michigan State
19. Louisville
20. Florida State
21. Marist
- 22. KENTUCKY**
23. Maryland
- 24. GEORGIA**
25. Marquette

### 2011-12

1. Baylor
2. Notre Dame
3. Stanford
4. Connecticut
5. Maryland
6. Duke
- 7. TENNESSEE**
- 8. KENTUCKY**
9. Penn State
10. Georgia Tech
11. Miami
12. Texas A&M
13. Green Bay
14. Delaware
15. St. John's (NY)
16. Louisville
17. Georgetown
18. Purdue
19. Gonzaga
- 20. GEORGIA**
- 21. SOUTH CAROLINA**
22. Ohio State
23. St. Bonaventure
24. DePaul
25. Kansas

### 2012-13

1. Connecticut
2. Notre Dame
3. Louisville
4. Baylor
5. California
6. Duke
7. Stanford
- 8. KENTUCKY**
- 9. TENNESSEE**
- 10. GEORGIA**
11. Maryland
12. Penn State
13. Delaware
- 14. TEXAS A&M**
15. UCLA
- 16. SOUTH CAROLINA**
17. Dayton
18. Nebraska
19. North Carolina
20. Purdue
- 21. LSU**
22. Iowa State
23. Oklahoma
24. Green Bay
25. Kansas

### 2013-14

1. Connecticut
2. Notre Dame
3. Stanford
4. Maryland
5. Louisville

6. Baylor
7. North Carolina
- 8. TENNESSEE**
- 9. SOUTH CAROLINA**
- 10. TEXAS A&M**
- 11. KENTUCKY**
12. West Virginia
13. Duke
14. Penn State
15. Oklahoma State
16. DePaul
17. Nebraska
18. Brigham Young
19. Purdue
20. California
21. N.C. State
22. Gonzaga
23. Michigan State
- 24. LSU**
25. Oregon State

### 2014-15

1. Connecticut
2. Notre Dame
- 3. SOUTH CAROLINA**
4. Maryland
5. Baylor
- 6. TENNESSEE**
7. Florida State
8. Arizona State
9. North Carolina
10. Louisville
11. Iowa
12. Duke
13. Oregon State
14. Stanford
15. Princeton
- 16. KENTUCKY**
17. Dayton
- 18. MISSISSIPPI STATE**
19. Gonzaga
20. Ohio State
21. Florida Gulf Coast
22. Texas
23. Rutgers
24. South Florida
25. George Washington

***We cannot fully lead unless  
we successfully educate.***

**We will magnify the SEC's  
leadership through:**


- **Engaging and empowering student-athletes**
- **Sharing our academic, athletic, and leadership stories**
- **Working together in the cooperative spirit of family**
- **Enhancing the collective commitment to integrity**
- **Continuing strategic preparation for our future**
- **Providing financial support for the SEC's universities and athletics departments**
- **Achieving even greater competitive success at the national level**



**IT'S MORE THAN  
WHAT WAS.**



**IT'S  
WHAT'S NEXT.**



**TAKE IT ALL IN**



[SECNETWORK.COM](http://SECNETWORK.COM)