

2013 SEC



FOOTBALL



2013 SEC FOOTBALL SCHEDULE



Date Team	Aug. 31	Sept. 7	Sept. 14	Sept. 21	Sept. 28	Oct. 5	Oct. 12	Oct. 19	Oct. 26	Nov. 2	Nov. 9	Nov. 16	Nov. 23	Nov. 30
ALABAMA	VIRGINIA TECH Atlanta, Ga.		TEXAS A&M College Station	COLORADO STATE Tuscaloosa	OLE MISS Tuscaloosa	GEORGIA STATE Tuscaloosa	KENTUCKY Lexington	ARKANSAS Tuscaloosa	TENNESSEE Tuscaloosa		LSU Tuscaloosa	MISSISSIPPI STATE Starkville	CHATTANOOGA Tuscaloosa	AUBURN Auburn
ARKANSAS	UL-LAFAYETTE Fayetteville	SAMFORD Little Rock	SOUTHERN MISS Fayetteville	RUTGERS Piscataway, N.J.	TEXAS A&M Fayetteville	FLORIDA Gainesville	SOUTH CAROLINA Fayetteville	ALABAMA Tuscaloosa	FLORIDA ATLANTIC Auburn	AUBURN Fayetteville	OLE MISS Oxford		MISSISSIPPI STATE Little Rock	LSU Baton Rouge (Nov. 29)
AUBURN	WASHINGTON STATE Auburn	ARKANSAS STATE Auburn	MISSISSIPPI STATE Auburn	LSU Baton Rouge	LSU Athens	OLE MISS Auburn	WESTERN CAROLINA Auburn	TEXAS A&M College Station	FLORIDA Auburn	ARKANSAS Fayetteville	TENNESSEE Knoxville	GEORGIA Auburn		ALABAMA Auburn
FLORIDA	TOLEDO Gainesville	MIAMI Miami Gardens, Fla.		TENNESSEE Gainesville	KENTUCKY Lexington	ARKANSAS Gainesville	LSU Baton Rouge	MISSOURI Columbia		GEORGIA Jacksonville	VANDERBILT Gainesville	SOUTH CAROLINA Columbia	GEORGIA SOUTHERN Gainesville	FLORIDA STATE Gainesville
GEORGIA	CLEMSON Clemson, S.C.	SOUTH CAROLINA Athens		NORTH TEXAS Athens	LSU Athens	TENNESSEE Knoxville	MISSOURI Athens	VANDERBILT Nashville		FLORIDA Jacksonville	APPALACHIAN STATE Athens	AUBURN Auburn	KENTUCKY Athens	GEORGIA TECH Atlanta
KENTUCKY	WESTERN KENTUCKY Nashville	MIAMI (OH) Lexington	LOUISVILLE Lexington		FLORIDA Lexington	SOUTH CAROLINA Columbia	ALABAMA Lexington		MISS STATE Starkville (Oct. 24)	ALABAMA STATE Lexington	MISSOURI Lexington	VANDERBILT Nashville	GEORGIA Athens	TENNESSEE Lexington
LSU	TCU Arlington, Texas	UAB Baton Rouge	KENT STATE Baton Rouge	AUBURN Baton Rouge	GEORGIA Athens	MISSISSIPPI STATE Starkville	FLORIDA Baton Rouge	OLE MISS Oxford	FURMAN Baton Rouge	ALABAMA Tuscaloosa	ALABAMA Tuscaloosa		TEXAS A&M Baton Rouge	ARKANSAS Baton Rouge (Nov. 29)
OLE MISS	VANDERBILT Nashville (Aug. 29)	SEMO Oxford	TEXAS Austin		ALABAMA Tuscaloosa	AUBURN Auburn	TEXAS A&M Oxford	LSU Oxford	IDAHO Oxford		ARKANSAS Oxford	TROY Oxford	MISSOURI Oxford	MISS. STATE Starkville (Nov. 28)
MISSISSIPPI STATE	OKLAHOMA STATE Houston, Texas	ALCORN STATE Starkville	AUBURN Auburn	TROY Starkville		LSU Starkville	BOWLING GREEN Starkville	LSU Oxford	KENTUCKY Starkville (Oct. 24)	SOUTH CAROLINA Columbia	TEXAS A&M College Station	ALABAMA Starkville	ARKANSAS Little Rock	OLE MISS Starkville (Nov. 28)
MISSOURI	MURRAY STATE Columbia	TOLEDO Columbia		INDIANA Bloomington	ARKANSAS STATE Columbia	VANDERBILT Nashville	GEORGIA Athens	FLORIDA Columbia	SOUTH CAROLINA Columbia, Mo.	TENNESSEE Columbia	KENTUCKY Lexington		OLE MISS Oxford	TEXAS A&M Columbia
SOUTH CAROLINA	N. CAROLINA Columbia (Aug. 29)	GEORGIA Athens	VANDERBILT Columbia		UCF Orlando, Fla.	KENTUCKY Columbia	ARKANSAS Fayetteville	TENNESSEE Knoxville	MISSOURI Columbia, Mo.	MISSISSIPPI STATE Columbia		FLORIDA Columbia	COASTAL CAROLINA Columbia	CLEMSON Columbia
TENNESSEE	AUSTIN PEAY Knoxville	WESTERN KENTUCKY Knoxville	OREGON Eugene, Ore.	FLORIDA Gainesville	SOUTH ALABAMA Knoxville	GEORGIA Knoxville		SOUTH CAROLINA Knoxville	ALABAMA Tuscaloosa	MISSOURI Columbia	AUBURN Knoxville		VANDERBILT Knoxville	KENTUCKY Lexington
TEXAS A&M	RICE College Station	SAM HOUSTON ST. College Station	ALABAMA College Station	SMU College Station	ARKANSAS Fayetteville	ARKANSAS Fayetteville	OLE MISS Oxford	AUBURN College Station	VANDERBILT College Station	UTEP College Station	MISSISSIPPI STATE College Station		LSU Baton Rouge	MISSOURI Columbia
VANDERBILT	OLE MISS Nashville (Aug. 29)	AUSTIN PEAY Nashville	SOUTH CAROLINA Columbia	UMASS Foxborough, Mass.	UAB Nashville	MISSOURI Nashville		GEORGIA Nashville	TEXAS A&M College Station		FLORIDA Gainesville	KENTUCKY Nashville	TENNESSEE Knoxville	WAKE FOREST Nashville

SOUTHEASTERN CONFERENCE

SEC Network	2-3
Standard of Excellence	4-7
SEC in NCAA Championships	7
SEC All-Time National Champions	8
Commissioner Mike Slive	9
SEC Headquarters	10
SEC Milestones	11-13
SEC Staff	14
SEC Corporate Sponsor/Licensing Program	15
Media Services	16
Instant Replay	17

SEC CHAMPIONSHIP GAME

2013 SEC Championship Game	18
2012 SEC Championship Game	19-20
SEC Championship Game History	21-27
SEC Championship Game Records	28-30

BOWLS

Bowl Highlights	31
SEC Bowl Agreements	32
2013-14 Bowl Directory	33

ALABAMA

2013 Schedule/Quick Facts/Stadium	34
Coach Nick Saban	35
2012 Statistical Leaders/2012 Results/ Team Information	36
All-Star Candidates	37
Alphabetical Roster	38
Year-by-Year Record/Bowls	39

ARKANSAS

2013 Schedule/Quick Facts/Stadium	40
Coach Bret Bielema	41
2012 Statistical Leaders/2012 Results/ Team Information	42
All-Star Candidates	43
Alphabetical Roster	44
Year-By-Year Record	45

AUBURN

2013 Schedule/Quick Facts/Stadium	46
Coach Gus Malzahn	47
2012 Statistical Leaders/2012 Results/ Team Information	48
All-Star Candidates	49
Alphabetical Roster	50
Year-By-Year Record	51

FLORIDA

2013 Schedule/Quick Facts/Stadium	52
Coach Will Muschamp	53
2012 Statistical Leaders/2012 Results/ Team Information	54
All-Star Candidates	55
Alphabetical Roster	56
Year-By-Year Record	57

GEORGIA

2013 Schedule/Quick Facts/Stadium	58
Coach Mark Richt	59
2012 Statistical Leaders/2012 Results/ Team Information	60
All-Star Candidates	61
Alphabetical Roster	62
Year-By-Year Record	63

KENTUCKY

2013 Schedule/Quick Facts/Stadium	64
-----------------------------------	----

Coach Mark Stoops	65
2012 Statistical Leaders/2012 Results/ Team Information	66
All-Star Candidates	67
Alphabetical Roster	68
Year-By-Year Record	69

LSU

2013 Schedule/Quick Facts/Stadium	70
Coach Les Miles	71
2012 Statistical Leaders/2012 Results/ Team Information	72
All-Star Candidates	73
Alphabetical Roster	74
Year-By-Year Record	75

OLE MISS

2013 Schedule/Quick Facts/Stadium	76
Coach Hugh Freeze	77
2012 Statistical Leaders/2012 Results/ Team Information	78
All-Star Candidates	79
Alphabetical Roster	80
Year-By-Year Record	81

MISSISSIPPI STATE

2013 Schedule/Quick Facts/Stadium	82
Coach Dan Mullen	83
2012 Statistical Leaders/2012 Results/ Team Information	84
All-Star Candidates	85
Alphabetical Roster	86
Year-By-Year Record	87

MISSOURI

2013 Schedule/Quick Facts/Stadium	88
Coach Gary Pinkel	89
2012 Statistical Leaders/2012 Results/ Team Information	90
All-Star Candidates	91
Alphabetical Roster	92
Year-By-Year Record	93

SOUTH CAROLINA

2013 Schedule/Quick Facts/Stadium	94
Coach Steve Spurrier	95
2012 Statistical Leaders/2012 Results/ Team Information	96
All-Star Candidates	97
Alphabetical Roster	98
Year-By-Year Record	99

TENNESSEE

2013 Schedule/Quick Facts/Stadium	100
Coach Butch Jones	101
2012 Statistical Leaders/2012 Results/ Team Information	102
All-Star Candidates	103
Alphabetical Roster	104
Year-By-Year Record	105

TEXAS A&M

2013 Schedule/Quick Facts/Stadium	106
Coach Kevin Sumlin	107
2012 Statistical Leaders/2012 Results/ Team Information	108
All-Star Candidates	109
Alphabetical Roster	110
Year-By-Year Record	111

VANDERBILT

2013 Schedule/Quick Facts/Stadium	112
-----------------------------------	-----

Coach James Franklin	113
2012 Statistical Leaders/2012 Results/ Team Information	114
All-Star Candidates	115
Alphabetical Roster	116
Year-By-Year Record	117

2012 IN REVIEW

Standings/Recap	118
Team & Individual Statistics	119-123

THROUGH THE YEARS

National/Undefeated Teams/All-Time Standings/Streaks/Consecutive Wins	124
Record vs. Other Conferences/ Non-Conference Record	125-127
All-Time Champions	128
Year-By-Year Standings	129-136
National Statistical Champions	137
Year-By-Year Statistical Leaders	138-143
SEC in National Attendance Leaders	144-147

RECORD BOOK

Individual Records	148-163
Team Records	163-170
Overtime Records	171
3,000-Yard Club	172
Longest Plays	173

HONORS

SEC in the NFL Draft	174
Hall of Fame Members	175
SEC National Award Winners	176
SEC All-Americans	177-180
Academic Honor Roll	181-182
Academic All-America	183
AFCAs Honors	184
Individual SEC Awards	185
Coaches All-SEC Teams	186-192

COACHES

All-Time Coaching Records	193-195
Coach of the Year	196
Winningest SEC Coaches	197-198

BOWLS & POLLS

Year-by-Year in Bowl Games	199-200
Bowl Games of SEC Members	201-203
All-Time AP Poll	204
SEC in Final Wire Service Polls	205-208

CREDITS

Editor

Chuck Dunlap
SEC Football Contact

Special Assistance

Sean Cartell, Craig Pinkerton

Printing

EBSCO Media; Birmingham, Ala.

Layout and Cover Design

EBSCO Media; Birmingham, Ala.

SEC NETWORK

May 2, 2013

The Southeastern Conference and ESPN Announce new TV Network and Digital Platform



20-Year Agreement and Rights Extension through 2034; AT&T U-verse Will Distribute the Network at Launch

The Southeastern Conference and ESPN have signed a 20-year agreement through 2034 to create and operate a multiplatform network, which will launch in August 2014, it was announced today by SEC Commissioner Mike Slive and ESPN President John Skipper. The new network and its accompanying digital platform will air SEC content 24/7 including more than 1,000 events in its first year.

The network will televise approximately 45 SEC football games, more than 100 men's basketball games, 60 women's basketball games, 75 baseball games, and events from across the SEC's 21 sports annually. Programming will also include studio shows, original content such as *SEC Storied*, spring

football games, signing day and pro days coverage. Hundreds of additional live events from various sports will be offered exclusively on the digital platform. The network and its digital extensions will connect with each SEC institution and create opportunities for each school to produce and develop content.

"The SEC Network will provide an unparalleled fan experience of top quality SEC content presented across the television network and its accompanying digital platforms," stated Slive. "We will increase exposure of SEC athletics programs at all 14 member institutions, as we showcase the incredible student-athletes in our league. The agreement for a network streamlines and completes an overall media rights package that will continue the SEC's leadership for the foreseeable future."


Each weekend throughout the season, the new network will air multiple top-tier matchups from the strongest conference in college football. Since 2006, the SEC has claimed seven consecutive football national championships. In 2011-12, SEC teams won eight national championships: football (Alabama), men's basketball (Kentucky), gymnastics (Alabama), men's indoor track and field (Florida), women's tennis (Florida), women's golf (Alabama), men's outdoor track and field (Florida), and softball (Alabama). Since 1990, the SEC has won 149 national team championships for an average of more than six per year.

Skipper said, "The SEC is unmatched in its success on the field and its popularity with fans nationwide. The new network's top-quality SEC matchups across a range of sports will serve all sports enthusiasts including the most passionate, die-hard SEC fans. Also, it will serve the needs of our multichannel distributors and advertisers by providing extremely attractive programming options across all platforms."

As part of the agreement, ESPN will now oversee the SEC's official Corporate Sponsor Program. In addition, ESPN and the SEC also agreed to extend their existing media rights agreement through 2034. ESPN has televised the SEC since 1982. ESPN's existing networks present more than 1,600 hours of SEC action each year. The new network will focus exclusively on the SEC and add another outlet to deliver sports fans more SEC content than ever.

AT&T U-verse® has been secured as the network's first national distributor. AT&T U-verse is the fastest growing TV provider in the U.S. and their subscribers will have access to an unprecedented amount of SEC content across all platforms. Subscribers receiving the live linear network via a multichannel subscription will also have access to the network on PCs, tablets, smartphones and select gaming devices like Xbox. Additional games and coverage will be available through an authenticated digital offering. Fans looking to learn more about how to get





the SEC Network can visit GetSECNetwork.com for more information.

“We are pleased to be involved with the SEC and ESPN at the very beginning of this great alliance,” said Jeff Weber, President of Content and Advertising Sales, AT&T. “As the fastest growing and most advanced pay

TV service, we want to bring our customers the highest value and most compelling product that we possibly can. Access to the SEC Network, across multiple platforms, will only increase the demand for U-verse.”

ESPN’s Justin Connolly, formerly senior vice president, ESPN affiliate sales and mar-

keting, will oversee the network’s day-to-day operations. The network will originate from ESPN’s Charlotte, N.C., offices with additional staff located at the company’s Bristol, Conn., headquarters. Staff announcements and additional details will be made in the coming months.



THE SOUTHEASTERN CONFERENCE

"THE STANDARD OF EXCELLENCE"

The Southeastern Conference, with its storied 80-year history of athletic achievements and academic excellence, has built perhaps the greatest tradition of intercollegiate competition of any league in the country since its inception in 1933.

The 2012-13 academic year was another season to remember for the SEC as conference teams captured seven national titles and five national runner-up finishes. The SEC has won consecutive national championships in football, gymnastics, men's indoor track & field and men's outdoor track and field. Since 1990, the SEC has won 156 national team championships for an average of more than six per year.

Alabama won the SEC's first national title of the year with its win in the BCS National Championship Game in football. It is the SEC's seventh consecutive football national title. Florida won the league's third consecutive gymnastics title and 16th overall. The Auburn equestrian team brought home the national title in the sport's first year in the SEC. Alabama won its first ever national championship in the sport of men's golf. Arkansas won its 12th national title in men's indoor track & field. Florida and Texas A&M shared the national title in men's outdoor track and field after both squads recorded 53 points at the national meet. Georgia's women's swimming and diving team brought home their fifth national title.

Overall, the SEC finished in the top two in 11 of its 21 sponsored sports and in the top five in 13 of the 21 sports. Nine SEC teams participated in football postseason bowls with Alabama winning BCS Championship. Three men's basketball teams were invited to the NCAA Tournament and seven women's basketball teams were also invited to the NCAA Tournament. The SEC had nine teams advance to postseason play in baseball with LSU and Mississippi State advancing to the College World Series. With 171 teams advancing to NCAA postseason competition, the SEC continued to solidify its place as the nation's premier conference.

In addition to the seven team championships, 93 SEC student-athletes garnered individual national championships, while 559 indi-

viduals were awarded with First-Team All-America Honors. Student-athletes around the league continued to excel in the classroom as well with more than 3,100 earning recognition on the SEC Academic Honor Roll.

On the national all-sport level, 12 SEC schools placed in the top 50 of the NACDA Director's Cup rankings. Florida led the league with a second-place finish. Texas A&M placed fifth while Georgia was 10th; LSU finished 19th, Arkansas 21st, Kentucky 25th, Alabama 26th, Auburn 33rd, Tennessee 37th, Vanderbilt 46th and Mississippi State 49th to round out the league's top-50 finishes.

A brief sport-by-sport summary of the 2012-13 year follows:

BASEBALL

LSU and Mississippi State advanced to the College World Series in Omaha with the Bulldogs finishing as the runner-up.

NCAA Tournament Participants:

Mississippi State	CWS - 2nd
LSU	CWS - 17th
South Carolina	Super Regionals
Vanderbilt	Super Regionals
Alabama	Regionals
Arkansas	Regionals
Florida	Regionals
Ole Miss	Regionals
Texas A&M	Regionals

SEC Champion: Vanderbilt (26-3)

SEC Tournament Champion: LSU

Coach of the Year: Tim Corbin, VU

Player of the Year: Tony Kemp, VU

Pitcher of the Year: Aaron Nola, LS

Freshman of the Year: Alex Bregman, LS

Scholar-Athlete of the Year: Sam Frost, MS

MEN'S BASKETBALL

The SEC sent six teams into postseason play with three receiving NCAA Tournament bids.

NCAA Tournament Participants:

Florida	Elite Eight
Ole Miss	3rd Round
Missouri	2nd Round

SEC Champion: Florida (14-4)

SEC Tournament Champion: Ole Miss

Coach of the Year: Billy Donovan, UF

Player of the Year: Kentavious Caldwell-Pope, UG

Freshman of the Year: Nerlens Noel, UK

Defensive Player of the Year: Nerlens Noel, UK

Sixth Man of the Year: Kyle Wiltjer, UK

Scholar-Athlete of the Year: Patric Young, UF

WOMEN'S BASKETBALL

The SEC had seven teams earn bids to the 2013 NCAA Tournament.

NCAA Tournament Participants:

Georgia	Elite Eight
Kentucky	Elite Eight
Tennessee	Elite Eight
LSU	Sweet 16
South Carolina	2nd Round
Texas A&M	2nd Round
Vanderbilt	2nd Round

SEC Champion: Tennessee (14-2)

SEC Tournament Champion: Texas A&M

Coach of the Year: Holly Warlick, UT

Co-Player of the Year: A'dia Mathies, UK and

Meighan Simmons, UT

Freshman of the Year: Bashaara Graves, UT

Defensive Player of the Year: leasia Walker, SC

Co-Sixth Woman of the Year: Sarah Watkins, AR

and Morgan Eye, MO

Scholar-Athlete of the Year: Blanche Alverson, AU

MEN'S CROSS COUNTRY

The SEC sent two teams to compete in the NCAA Championships with Arkansas leading the way with a 10th-place finish.

NCAA Championships Participants:

Georgia	770	29th
Georgia	466	19th
Alabama		South Regional - 14th
Auburn		South Regional - 11th
Florida		South Regional - 3rd
Kentucky		Southeast Regional - T11th
LSU		So Central Regional - 18th
Ole Miss		South Regional - 13th
Mississippi State		South Regional - 5th
Missouri		Midwest Regional - 5th
Tennessee		South Regional - 8th
Texas A&M		So Central Regional - 3rd
Vanderbilt		South Regional - 22nd

SEC Champion: Arkansas

Coach of the Year: Chris Bucknam, AR

Athlete of the Year: Henry Lelei, AM

Freshman of the Year: Cale Wallace, AR

WOMEN'S CROSS COUNTRY

Four teams advanced to the NCAA Championships, led by top-25 finishes from Arkansas and Florida.

NCAA Championships Participants:

Arkansas	449	18th
Florida	518	23rd
Vanderbilt	611	27th
Georgia	642	30th
Alabama		South Regional - 6th



Joe Hladik - Missouri
Brad Davis Male
Community Service Leader




Megan Moir - Kentucky
Brad Davis Female
Community Service Leader




Barrett Jones - Alabama
Boyd McWhorter Male
Scholar-Athlete of the Year



Chelsea Oswald - Kentucky
Boyd McWhorter Female
Scholar-Athlete of the Year



Johnny Manziel - Texas A&M
Roy F. Kramer SEC Male
Athlete of the Year



Allison Schmitt - Georgia
Roy F. Kramer SEC Female
Athlete of the Year

Auburn	South Regional - NTS
Kentucky	South Regional - 4th
LSU	South Central Regional - 8th
Ole Miss	South Regional - 5th
Mississippi State	South Regional - 9th
Missouri	Midwest Regional - 16th
South Carolina	Southeast Regional - 10th
Tennessee	South Regional - 10th
Texas A&M	South Central Regional - 3rd

SEC Champion: Florida

Coach of the Year: Paul Spangler, UF

Athlete of the Year: Cally Macumber, UK

Freshman of the Year: Hannah Jumper, VU

EQUESTRIAN

South Carolina claimed the inaugural SEC Championship and Auburn won the NCEA National Championship, marking the 12th consecutive year that a team currently in the SEC captured the equestrian national title.

NCAA Championships Participants:

Auburn	1st	National Champion
Georgia	2nd	
South Carolina	T-3rd	
Texas A&M	Participant	

SEC Champion: South Carolina

Coach of the Year: Boo Major, SC

Scholar-Athlete of the Year: Kimberly McCormack, SC

Equitation Over Fences Rider of the Year:

Kimberly McCormack, SC

Equitation On The Flat Rider of the Year: Carly

Anthony, UG

Horseanship Rider of the Year: Johnna Letchworth, SC

Reining Rider of the Year: McKenzie Lantz, UG

Freshman Equitation Over Fences Rider of the

Year: Elizabeth Benson, AU

Freshman Equitation On The Flat Rider of the

Year: Samantha Smith, SC

Co-Freshman Horseanship Rider of the Year:

Griffin Knight, AU and Kelsey Urban, SC

Freshman Reining Rider of the Year: Hailey Munger, AU

FOOTBALL

Alabama won the SEC's seventh National title in as many years and the league's 23rd overall with a 42-14 victory over Notre Dame in the BCS National Championship Game.

Bowl Participants: (Bowl - Final AP/USA Ranking)

Alabama	National Champ - 1st/1st
Florida	Sugar - 9th/10th
Texas A&M	Cotton - 5th/5th
Mississippi State	Gator
South Carolina	Outback - 8th/7th
Georgia	Capital One - 5th/4th
LSU	Chick-fil-A - 14th/12th
Vanderbilt	Music City - 23rd/20th
Ole Miss	BBVA Compass

SEC Champion: Alabama (7-1)

SEC Co-Coaches of the Year: Will Muschamp, UF and Kevin Sumlin, AM

Offensive Player of the Year: Johnny Manziel, AM

Defensive Player of the Year: Jadeveon Clowney, SC

Special Teams Players of the Year: Caleb Sturgis, UF and Ace Sanders, SC

Freshman of the Year: Johnny Manziel, AM

Scholar-Athlete of the Year: Barrett Jones, UA

Jacobs Blocking Trophy: Luke Joeckel, AM

MEN'S GOLF

Thirteen SEC Men's Golf teams advanced to postseason play with Alabama winning the national title.

NCAA Championships Participants:

Alabama	National Champion
Texas A&M	T-6th
Arkansas	10th
Auburn	13th
Georgia	T-19th
Tennessee	T-19th

LSU	T-23rd
Florida	25th
South Carolina	T-27th
Kentucky	Fayetteville Regional
Mississippi State	Baton Rouge Regional
Missouri	Columbus Regional
Vanderbilt	Tempe Regional

SEC Champion: Alabama

Coach of the Year: Jay Seawell, UA

Golfer of the Year: Cory Whitsett, UA

Co-Freshman of the Year: Taylor Moore, AR and Matt NeSmith, SC

Co-Scholar-Athlete of the Year: Cory Whitsett, UA, Austin Cook, AR and Hunter Kraus, MO

WOMEN'S GOLF

Thirteen SEC Women's Golf teams advanced to the post-season with seven making the NCAA Championships.

NCAA Championships Participants:

Auburn	6th
Alabama	7th
Arkansas	T-13th
Florida	17th
Vanderbilt	18th
South Carolina	20th
Mississippi State	21st
Georgia	West Regional
Kentucky	East Regional
LSU	West Regional
Ole Miss	East Regional
Tennessee	East Regional
Texas A&M	West Regional

SEC Champion: Alabama

Coach of the Year: Mic Potter, UA

Golfer of the Year: Stephanie Meadow, UA

Freshman of the Year: Emma Talley, UA

Scholar-Athlete of the Year: Stephanie Meadow, UA

GYMNASTICS

The SEC has placed at least two teams in the final top five 28 of the last 29 years and placed three in the top 10 21 consecutive years.

NCAA Championships Participants:

Florida	197.575	National Champion
Alabama	197.350	3rd
LSU	197.050	5th
Georgia	196.675	6th
Arkansas	196.150	6th - NCAA Semifinal II
Auburn	196.700	Gainesville Regional - 3rd
Kentucky	195.575	Morgantown Regional - 4th

SEC Champion: Florida

Coach of the Year: Rhonda Faehn, UF

Gymnast of the Year: Rheagan Courville, LS

Freshman of the Year: Bridget Sloan, UF

Scholar-Athlete of the Year: Kim Jacob, UA

SOCCER

Six teams appeared in the 2010 NCAA Tournament, marking the 75th appearance by SEC teams in the event.

NCAA Tournament Participants:

Florida	3rd Round
Texas A&M	3rd Round
Auburn	2nd Round
Kentucky	2nd Round
Missouri	1st Round
Tennessee	1st Round

SEC Champion: Florida (11-2-0)

SEC Tournament Champion: Florida

Coach of the Year: Becky Burleigh, UF

Offensive Player of the Year: Erika Tymrak, UF

Defensive Player of the Year: Holly King, UF

Freshman of the Year: Merel van Dongen, UA

Co-Scholar-Athlete of the Year: Rafaelle Souza, UM and Allison Hu, MO

SOFTBALL

Nine teams represented the league in the NCAA Tournament with Alabama winning the league's first national championship in the sport.

NCAA Championships Participants:

Tennessee	WCWS - Runner-up
Florida	WCWS
Alabama	Super Regionals
Kentucky	Super Regionals
Missouri	Super Regionals
Texas A&M	Super Regionals
Georgia	Regionals
Arkansas	Regionals
LSU	Regionals
South Carolina	Regionals
Mississippi State	Regionals

SEC Champion: Florida (18-6)

SEC Tournament Champion: Florida

Coach of the Year: Tim Walton, UF

Player of the Year: Lauren Gibson, UT

Pitcher of the Year: Chelsea Thomas, MO

Co-Freshman of the Year: Bianka Bell, LS and Geri Ann Glasco, UG

Scholar-Athlete of the Year: Jenna Marston, MO

MEN'S SWIMMING & DIVING

Seven SEC teams finished among the top 25 at the NCAA Championships.

NCAA Championships Participants:

Auburn	254.5	6th
Florida	285.5	6th
Auburn	226.5	8th
Georgia	163	10th
Missouri	80	14th
Tennessee	59	16th
Kentucky	45	22nd
Texas A&M	32	24th
LSU	24	26th
Alabama	20	28th
South Carolina	4	38th

SEC Champion: Florida

Swimming Coach of the Year: Gregg Troy, UF

Diving Coach of the Year: Jamie Sweeney, MO

Swimmer of the Year: Marcelo Chierighini, AU

Diver of the Year: David Bonuchi, MO

Freshman Swimmer of the Year: Chase Kalisz, UG

Freshman Diver of the Year: Clark Thomas, MO

Scholar-Athlete of the Year: Andrew Gemmell, UG

WOMEN'S SWIMMING & DIVING

Four SEC teams finished among the top 10 nationally with Georgia winning its fifth national title.

NCAA Championships Participants:

Georgia	477	National Champion
Tennessee	325.5	3rd
Texas A&M	323.5	4th
Florida	305	6th
Auburn	87	13th
Missouri	71	14th
Arkansas	24	26th
LSU	11	34th

SEC Champion: Georgia

Swimming Coach of the Year: Jack Bauerle, UG

Diving Coach of the Year: Dave Parrington, UT

Swimmer of the Year: Breeja Larson, AM

Diver of the Year: Tori Lamp, UT

Freshman Swimmer of the Year: Natalie Hinds, UF

Freshman Diver of the Year: Cassie Weil, LS

Scholar-Athlete of the Year: Elizabeth Beisel, UF

MEN'S TENNIS

Eleven teams represented the SEC in the NCAA Championships with Georgia advancing to the semifinals.

NCAA Championships Participants:

Georgia	Semifinals
Tennessee	Quarterfinals
Kentucky	Round of 16

Mississippi State	Round of 16
Texas A&M	Round of 16
Vanderbilt	Round of 16
LSU	Second Round
Ole Miss	Second Round
Alabama	First Round
Florida	First Round
South Carolina	First Round

SEC Champion: Georgia

SEC Tournament Champion: Georgia

Coach of the Year: Josh Goffi, SC

Player of the Year: Mikelis Libietis, UT

Freshman of the Year: Romain Bogaerts, MS

Scholar-Athlete of the Year: Daniil Proskura, UA

WOMEN'S TENNIS

Nine SEC teams advanced to NCAA postseason action with Texas A&M finishing as runner-up.

NCAA Championships Participants:

Texas A&M	Runner-up
Florida	Semifinals
Georgia	Quarterfinals
Alabama	Round of 16
Auburn	Second Round
Tennessee	Second Round
Vanderbilt	Second Round
Ole Miss	First Round
South Carolina	First Round

SEC Tri-Champions: Florida, Georgia and Texas A&M

SEC Tournament Champion: Florida

Coach of the Year: Roland Thornqvist, UF

Player of the Year: Lauren Ebbree, UF

Freshman of the Year: Pleun Burgmans, AU

Scholar-Athlete of the Year: Antonia Foehse, UA

MEN'S INDOOR TRACK & FIELD

Eleven SEC scored at the NCAA Indoor Track and Field Championships with Arkansas winning the SEC's fourth third consecutive national championship.

NCAA Championships Participants:

Arkansas	57	National Champion
Florida	59	2nd
Texas A&M	30	4th
Mississippi State	18	T-12th
Auburn	16	14th
Georgia	11	T-18th
Ole Miss	9	T-23rd
Alabama	6	T-32nd

Tennessee	5	T-40th
Missouri	4	T-44th
Kentucky	2	T-49th

SEC Champion: Arkansas

Coach of the Year: Chris Bucknam, AR

Runner of the Year: Deon Lendore, AM

Field Event Athlete of the Year: Marquis Dendy, UF

Freshman Runner of the Year: Markesh Woodson, MO

Freshman Field Athlete of the Year: Jake Blankenship, UT

WOMEN'S INDOOR TRACK & FIELD

The SEC had three teams finish in the top 10 at the NCAA Indoor Championships with LSU finishing third.

NCAA Championships Participants:

Arkansas	42.5	4th
Georgia	22	10th
Texas A&M	18	12th
Kentucky	10	T-20th
Mississippi State	10	T-20th
South Carolina	7	T-31st
Auburn	5	T-35th
Alabama	3	T-46th
Ole Miss	1	T-52nd

SEC Champion: Arkansas

Coach of the Year: Lance Harter, AR

Runner of the Year: Kimberlyn Duncan, LS

Field Athlete of the Year: Makeba Alcide, AR

Freshman Runner of the Year: Shaunae Miller, UG

Freshman Field Athlete of the Year: LaQue Moen-Davis, AM

Freshman Field Athlete of the Year: Erica Bougard, MS

MEN'S OUTDOOR TRACK & FIELD

The SEC had 10 teams score at the NCAA Outdoor Championships, including Florida and Texas A&M, which tied for the national title.

NCAA Championships Participants:

Florida	53	Co-National
Champion		
Texas A&M	53	Co-National
Champion		
Arkansas	46.5	3rd
LSU	27	7th
Ole Miss	24	8th
Alabama	20	11th
Kentucky	15	18th
Auburn	6	T-37th
Georgia	4	T-49th
Tennessee	0.75	T-77th

SEC Champion: Arkansas

Coach of the Year: Chris Bucknam, AR

Runner of the Year: Isiah Young, UM

Field Athlete of the Year: Damar Forbes, LS

Freshman Runner of the Year: Jimmy Clark, UF

Freshman Field Athlete of the Year: Maicel Uibo, UG

Scholar-Athlete of the Year: Nathanael Franks, AR

WOMEN'S OUTDOOR TRACK & FIELD

The SEC was well represented at the NCAA Championships with a total of nine teams scoring points and three finishing among the top 10.

NCAA Championships Participants:

Texas A&M	44	2nd
LSU	40	4th
Arkansas	30	8th
Georgia	25	T-11th
Florida	25	T-11th
Auburn	11	T-23rd
Mississippi State	8	T-32nd
South Carolina	5	T-45
Alabama	5	T-45

SEC Champion: Texas A&M

Coach of the Year: Pat Henry, AM

Runner of the Year: Kimberlyn Duncan, LS

Field Athlete of the Year: Makeba Alcide, AR

Freshman Runner of the Year: Jennifer Madu, AM

Freshman Field Athlete of the Year: LaQue Moen-Davis, AM

Scholar-Athlete of the Year: Chelsea Oswald, UK

VOLLEYBALL

The SEC sent five teams to the NCAA Tournament, marking the 23rd straight year of sending at least two teams to NCAA postseason play.

NCAA Tournament Participants:

Florida	Regional Semi-Finals
Kentucky	Regional Semi-Finals
Texas A&M	2nd Round
Arkansas	1st Round
Tennessee	1st Round

SEC Champion: Florida (19-1)

Coach of the Year: Mary Wise, UF

Player of the Year: Chloe Mann, UF

Libero of the Year: Stephanie Klefot, UK

Freshman of the Year: Živa Recek, UF

Scholar-Athlete of the Year: Amanda Anderson, AR

2012-13 SEC YEAR IN REVIEW

Sport	SEC Champion(s)	SEC Tournament Champion	NCAA Teams	Best National Finish (NCAAs and/or Poll)	First Team All-Americans	Individual National Champions
Baseball	Vanderbilt	LSU	9	Mississippi State (Runner-up)	6	---
Men's Basketball	Florida	Ole Miss	3	Florida (Elite Eight)	0	---
Women's Basketball	Tennessee	Texas A&M	7	Georgia/Kentucky/Tennessee (Elite Eight)	1	---
Men's Cross Country	Arkansas	---	2	Arkansas (10th)	3	0 winners in 1 event
Women's Cross Country	Florida	---	4	Arkansas (18th)	2	0 winners in 1 event
Equestrian	South Carolina	---	4	Auburn (Champion)	7	---
Football	Alabama	---	9	Alabama (Champion)	16	---
Men's Golf	Alabama	---	13	Alabama (Champion)	1	0 winners in 1 event
Women's Golf	Alabama	---	13	Auburn (6th)	2	0 winner in 1 event
Gymnastics	Florida	---	7	Florida (Champion)	33	5 winners in 4 of 5 events
Soccer	Florida	Florida	6	Florida/Texas A&M (3rd Round)	1	---
Softball	Florida	Florida	11	Tennessee (Runner-up)	8	---
Men's Swimming & Diving	Florida	---	10	Florida (6th)	70	25 winners in 7 of 21 events
Women's Swimming & Diving	Georgia	---	8	Georgia (Champion)	126	25 winners in 10 of 21 events
Men's Tennis	Georgia	Georgia	11	Georgia (Semifinals)	26	0 winner in 2 events
Women's Tennis	Florida/Georgia/Texas A&M	Florida	9	Texas A&M (Runner-up)	11	0 winners in 2 events
Men's Indoor Track & Field	Arkansas	---	11	Arkansas (Champion)	59	10 winners in 7 of 17 events
Women's Indoor Track & Field	Arkansas	---	10	LSU (3rd)	54	3 winners in 3 of 17 events
Men's Outdoor Track & Field	Arkansas	---	10	Florida/Texas A&M (Co-Champion)	73	14 winners in 8 of 21 events
Women's Outdoor Track & Field	Texas A&M	---	9	Texas A&M (Runner-up)	59	11 winners in 5 of 21 events
Volleyball	Florida	---	5	Florida/Kentucky (Regional Semis)	1	---
TOTALS			171	7 NATIONAL CHAMPIONS	559	93

SEC ALL-TIME NATIONAL CHAMPIONS

MEN

BASEBALL (9)

1990 Georgia (52-19)
1991 LSU (55-18)
1993 LSU (53-17-1)
1996 LSU (52-15)
1997 LSU (57-13)
2000 LSU (52-17)
2009 LSU (56-17)
2010 South Carolina (54-16)
2011 South Carolina (55-14)

BASKETBALL (11)

1948 Kentucky (36-3)
1949 Kentucky (32-2)
1951 Kentucky (32-2)
1958 Kentucky (23-6)
1978 Kentucky (30-2)
1994 Arkansas (31-3)
1996 Kentucky (34-2)
1998 Kentucky (35-4)
2006 Florida (33-6)
2007 Florida (35-5)
2012 Kentucky (38-2)

BOXING (1)

1949 LSU (20)

CROSS COUNTRY (8)

1972 Tennessee (134)
1991 Arkansas (52)
1992 Arkansas (46)
1993 Arkansas (31)
1995 Arkansas (100)
1998 Arkansas (97)
1999 Arkansas (58)
2000 Arkansas (83)

FOOTBALL (22)

1951 Tennessee (10-1/AP, UPI)
1957 Auburn (10-0/AP)
1958 LSU (11-0/AP, UPI)
1960 Ole Miss (10-0-1/FWAA)
1961 Alabama (11-0/AP, UPI)
1964 Alabama (10-1/AP, UPI)
1965 Alabama (9-1-1/AP, FWAA)
1973 Alabama (11-1/UPI)
1978 Alabama (11-1/AP, FWAA)
1979 Alabama (12-0/ AP, UPI, FWAA)
1980 Georgia (12-0/AP, UPI, FWAA)
1992 Alabama (13-0/AP,UPI,USA Today, FWAA)
1996 Florida (12-1/APUPI,USA Today, FWAA)
1998 Tennessee (13-0/AP,USA Today, FWAA)
2003 LSU (13-1/USA Today/BCS)
2006 Florida (13-1/USA Today/BCS)
2007 LSU (12-2/USA Today/BCS)
2008 Florida (13-1/USA Today/BCS)
2009 Alabama (14-0/USA Today/BCS)
2010 Auburn (14-0/AP, USA Today/BCS)
2011 Alabama (13-1/AP/USA Today/BCS)
2012 Alabama (13-1/AP/USA Today/BCS)

GOLF (11)

1940 LSU (601-tie)
1942 LSU (590-tie)

1947 LSU (606)

1955 LSU (574)

1968 Florida (1154)

1973 Florida (1149)

1993 Florida (1145)

1999 Georgia (1180)

2001 Florida (1126)

2005 Georgia (1135)

2013 Alabama

SWIMMING & DIVING (11)

1978 Tennessee (307)

1983 Florida (238)

1984 Florida (287.5)

1997 Auburn (496.5)

1999 Auburn (467.5)

2003 Auburn (609.5)

2004 Auburn (634)

2005 Auburn (491)

2006 Auburn (480.5)

2007 Auburn (566)

2009 Auburn (526)

TENNIS (7)

1959 Tulane (tie)

1985 Georgia (36-1)

1987 Georgia (24-3)

1999 Georgia (26-5)

2001 Georgia (28-1)

2007 Georgia (32-0)

2008 Georgia (27-3)

INDOOR TRACK & FIELD (18)

1992 Arkansas (53)

1993 Arkansas (66)

1994 Arkansas (94)

1995 Arkansas (59)

1997 Arkansas (59)

1998 Arkansas (56)

1999 Arkansas (65)

2000 Arkansas (69.5)

2001 LSU (34)

2002 Tennessee (52)

2003 Arkansas (54)

2004 LSU (44.5)

2005 Arkansas (56)

2006 Arkansas (53)

2010 Florida (57)

2011 Florida (52)

2012 Florida (52)

2013 Arkansas (57)

OUTDOOR TRACK & FIELD (20)

1933 LSU (58)

1974 Tennessee (60)

1989 LSU (53)

1990 LSU (44)

1991 Tennessee (51)

1992 Arkansas (60)

1993 Arkansas (69)

1994 Arkansas (83)

1995 Arkansas (61.5)

1996 Arkansas (55)

1997 Arkansas (55)

1998 Arkansas (58.5)

1999 Arkansas (59)

2001 Tennessee (50)

2002 LSU (64)

2003 Arkansas (59)

2004 Arkansas (65.5)

2005 Arkansas (60)

2012 Florida (50)

2013 Florida (53) / Texas A&M (53)

MEN'S TOTAL - 118

SINCE 2000 - 46

WOMEN

BASKETBALL (8)

1987 Tennessee (28-6)

1989 Tennessee (35-2)

1991 Tennessee (30-5)

1996 Tennessee (32-4)

1997 Tennessee (29-10)

1998 Tennessee (39-0)

2007 Tennessee (34-3)

2008 Tennessee (36-2)

BOWLING (1)

2007 Vanderbilt (74-14)

CROSS COUNTRY (1)

1988 Kentucky (75)

EQUESTRIAN (1)

2013 Auburn

GOLF (4)

1985 Florida (1218)

1986 Florida (1180)

2001 Georgia (1176)

2012 Alabama (1171)

GYMNASTICS (16)

1987 Georgia (187.90)

1988 Alabama (190.05)

1989 Georgia (192.65)

1991 Alabama (195.125)

1993 Georgia (198.00)

1996 Alabama (198.025)

1998 Georgia (197.725)

1999 Georgia (196.850)

2002 Alabama (197.575)

2005 Georgia (197.825)

2006 Georgia (197.750)

2007 Georgia (197.850)

2008 Georgia (197.450)

2009 Georgia (197.825)

2011 Alabama (197.650)

2012 Alabama (197.850)

2013 Florida (197.575)

SOFTBALL (1)

2012 Alabama (60-8)

SOCCER (1)

1998 Florida (26-1)

SWIMMING & DIVING (12)

1982 Florida (505)

1999 Georgia (504.5)

2000 Georgia (490.5)

SEC ALL-TIME NATIONAL CHAMPIONS CONTINUED

2001 Georgia (389)
2002 Auburn (474)
2003 Auburn (536)
2004 Auburn (569)
2005 Georgia (609.5)
2006 Auburn (518.5)
2007 Auburn (535)
2010 Florida (382)
2013 Georgia (477)

TENNIS (8)

1992 Florida (30-0)
1994 Georgia (27-2)
1996 Florida (31-0)
1998 Florida (27-0)
2000 Georgia (27-2)
2003 Florida (31-2)
2011 Florida (31-1)
2012 Florida (27-1)

INDOOR TRACK & FIELD (14)

1987 LSU (49)
1989 LSU (61)
1991 LSU (48)
1992 Florida (50)
1993 LSU (49)
1994 LSU (48)
1995 LSU (40)
1996 LSU (52)
1997 LSU (49)
2002 LSU (57)
2003 LSU (62)
2004 LSU (52)
2005 Tennessee (46)
2009 Tennessee (42)

OUTDOOR TRACK & FIELD (17)

1987 LSU (62)
1988 LSU (61)
1989 LSU (86)
1990 LSU (53)

1991 LSU (78)
1992 LSU (87)
1993 LSU (93)
1994 LSU (86)
1995 LSU (69)
1996 LSU (81)
1997 LSU (63)
2000 LSU (58)
2002 South Carolina (82)
2003 LSU (64)
2006 Auburn (57)
2008 LSU (67)
2012 LSU (76)

**WOMEN'S TOTAL - 85
SINCE 2000 - 41**

**OVERALL TOTAL - 203
SINCE 2000 - 87**

[NOTE: NCAA National Champions only with the exception of football and equestrian.]

SECU ACADEMIC INITIATIVE



SECU
The Academic Initiative of the SEC

Using its SECU academic initiative, the Southeastern Conference sponsors, supports and promotes collaborative higher education programs and activities involving administrators, faculty and students at its member universities. SECU is led by the president or chancellor of each SEC university and is managed by the chief academic officer.

The goals of the SECU academic initiative include:

- Advancing the merit and reputation of SEC universities outside of the traditional SEC region;
- Highlighting the endeavors and achievements of SEC faculty and universities;
- Identifying and preparing future leaders for high-level service in academia;
- Increasing the amount and type of education abroad opportunities available to SEC students; and
- Providing opportunities for collaboration among SEC university personnel.

The current programs of the SECU academic initiative include:

- The SEC Academic Leadership Development Program seeks to identify, prepare and advance academic leaders for roles within SEC institutions and beyond. It has two components, a university-level program and two, three-day, SEC-wide workshops held on specified campuses for all participants.

- The SEC Faculty Achievement and Professor of the Year Awards recognize faculty with outstanding records in research and scholarship. There is one winner per campus and one overall winner for the Conference.
- The SEC Faculty Travel Grant Program is intended to enhance collaboration that stimulates scholarly initiatives between SEC universities. The program offers faculty from each SEC university the opportunity to travel to other SEC universities to develop grant proposals and conduct research.
- The SEC College Tour occurs each spring, and administrators from all SEC universities participate in events intended to introduce SEC universities to students, parents and high school counselors from outside of the southeast region.
- The SEC Symposium is an academic conference-type event intended to address a scholarly issue in an area of strength represented by all SEC universities. Held in Atlanta, Georgia, this marquee event puts on display the research and innovation of SEC institutions for an audience of academicians, government officials, grant funding agents and other stakeholders.
- The SEC Cooperative Education Abroad Agreement provides opportunities for students from all SEC universities to access international programs offered at other SEC universities. And as part of a renewable agreement, Italian engineering students from the Politecnico di Torino (PdT) have the opportunity to enroll at SEC universities each fall, and engineering SEC students may study there the following spring.

SEC COMMISSIONER MIKE SLIVE

SEC MISSION STATEMENT

The SEC's mission statement reflects the priorities of the league. "The purpose of the Southeastern Conference is to assist its member institutions in the maintenance of programs of intercollegiate athletics which are compatible with the highest standards of education and competitive sports."

From his early days as an athletics administrator to his current post as commissioner, Mike Slive has played an important role in the ever-changing world of intercollegiate athletics. He was named the seventh commissioner of the Southeastern Conference on July 2, 2002, and uses his role as a leader of intercollegiate athletics' most successful conference as a force for positive change in intercollegiate athletics.

In more than 40 years of legal and athletics administrative experience, Slive has made a major impact on many different levels of intercollegiate athletics. He was a founding commissioner of two conferences, founder of a law firm which assisted NCAA institutions in compliance matters, served as Director of Athletics and handled financial aid for students during his first college administrative position.

As the SEC ends its fourth year of its landmark 15-year agreements with CBS and ESPN, the league recently announced the creation of The SEC Network, set to launch August 2014. These agreements make the league the most widely distributed conference on television in the nation. These arrangements also secure the financial health of the SEC and its member institutions for years to come.

Since Slive's arrival at the SEC in 2002, he has developed initiatives designed to maintain and improve the SEC's position as one of the top intercollegiate athletics conferences in the nation, both on and off the fields of play. These include:

- The SEC Task Force on Compliance and Enforcement issued its first report at the 2004 SEC Spring Meetings. The task force developed policies and procedures to assist league schools in NCAA and SEC compliance and enforcement matters.
- SEC University (SECU) was created in 2005 to increase academic cooperation across the league by linking the resources of the conference's member institutions.
- The SEC annually distributes a database of names and biographies of every minority head and assistant football coach on the Division I level to every one of its schools and every conference in Division I.
- The SEC has initiated policies and procedures designed to foster sportsmanship and prevent inappropriate fan behavior.
- In the fall of 2012, the Southeastern Conference expanded to 14 institutions, with Texas A&M and

Missouri joining the league. It was the first time since July 1991 that the conference has taken in new schools. Texas A&M and Missouri are members of the prestigious Association of American Universities (AAU), joining Florida and Vanderbilt.

On the playing fields during Slive's tenure, the SEC has won 62 national championships, including eight Bowl Championship Series crowns and the last seven in a row. The SEC has won national titles in 15 of its 21 sponsored sports during Slive's 11 years as SEC Commissioner. SEC revenue sharing per year to the member institutions has increased from 95.7 million to 289.4 million under Slive's watch.

"I am honored to serve as the Commissioner of the Southeastern Conference," said Slive. "We have accomplished many of our goals since my arrival in 2002. The SEC is a leader in intercollegiate athletics, meeting today's challenges and setting the course for the future. I look forward to continuing the course we have set to make the SEC the nation's top intercollegiate athletics conference."

Since Slive has been at the SEC, he has served as coordinator of the Bowl Championship Series (2006-08) and served as chair of the NCAA Division I Men's Basketball Committee (2008-09). In 2002-03, Slive served on the Commission of Athletics Opportunity, set up by the United States Secretary of Education to review the workings of Title IX.

Slive served as chair of the first NCAA Infractions Appeals Committee and was chair of the National Letter of Intent Steering Committee. He served as president of the Collegiate Commissioners Association (CCA) from 2001-03, was also on the NCAA Management Council from 1997-2004 and is the former chair of the Board of Directors of NCAA Football USA.

Slive previously was the first commissioner of Conference USA from 1995-2002 and was the first commissioner of the Great Midwest Conference upon its founding in 1991.

A native of Utica, N.Y., Slive graduated from Dartmouth College with a Bachelor of Arts degree in 1962. He earned a Juris Doctor from the University of Virginia Law School in 1965 and an LL.M. from the Georgetown University Law Center in 1966.

Slive and his wife, Elizabeth, are the parents of a daughter, Anna. Anna and her husband, Judd Harwood, are the parents of a daughter, Abigail, born in May 2012.



ATHLETIC ADMINISTRATION EXPERIENCE

1968-69 . . . Assistant Director of Athletics, Dartmouth College
 1979-81 . . . Assistant Executive Director, Pacific-10 Conference
 1981-83 . . . Director of Athletics, Cornell University
 1991-95 . . . Commissioner, Great Midwest Conference
 1995-2002 . . . Commissioner, Conference USA
 2002- . . . Commissioner, Southeastern Conference

LEGAL EXPERIENCE

1969-77 . . . Partner, Stebbins & Bradley, Hanover, N.H.
 1972-77 . . . Judge of Hanover (N.H.) District Court
 1977-79 . . . Judicial Master & Clerk of Grafton County (N.H.) Superior Court

1983-86 Founder, Law Offices of Michael L. Slive, Hanover, N.H.
 1986-91 . . . Partner, Coffield Ungaretti & Harris, Chicago, Ill.
 1990-91 Senior Partner and Founder, Slive-Glazier Sports Group, Chicago, Ill. & Kansas City, Mo.

MEMBERSHIP ON BOARDS AND COMMITTEES

Commission on Athletic Opportunity (Reviewing Title IX) (Appointed by President Bush on 6/28/02)
 NCAA Management Council [1997-2004]
 NCAA Management Council Subcommittee to Review Automatic Qualification
 NCAA Infractions Appeals Committee (Chair) [1993-2002]

NCAA Football USA (Chair, Board of Directors) [1998-2003]
 NCAA Division I Working Group to Study Basketball Issues [1998-99]
 National Letter of Intent Steering Committee (Chair) [2002-08]
 Collegiate Commissioners Association (President) [2001-03]
 Division I-A Commissioners (Chair) [1999-2001]
 Sports Lawyers Association (Board of Directors) [1997-2001]
 Board of Advisors / Marquette Sports Law Institute [1999-present]
 Bowl Championship Series Coordinator (2006-08)
 NCAA Division I Men's Basketball Committee (2004-09); Chair (2008-09)

SEC HEADQUARTERS

Almost 33 years after moving to Birmingham from Jackson, Miss., the SEC moved into its current headquarters on October 15, 1991.

The building is now named for Roy F. Kramer, the SEC's sixth commissioner who retired in July 2002. During his tenure as the league's commissioner, the SEC won 85 national championships and distributed more than \$654 million in revenue back to its member institutions.

The 30,000 square-foot building was provided by the city of Birmingham. It was designed to house the SEC staff and accommodate the needs of the various committees, coaches and administrative groups that meet on a regular basis.

From its headquarters, the SEC office certifies the eligibility of all student-athletes, manages champi-

onship events, enhances academic opportunities for student-athletes, monitors NCAA and SEC compliance, coordinates officiation assignments, negotiates television contracts, distributes conference revenue, cultivates corporate sponsorships and coordinates media and public relations efforts.

In 2005, a state-of-the-art video command center was built inside the headquarters and named for the late Brad Davis, the SEC Associate Commissioner who was responsible for its development. Davis passed away on March 2, 2006.

The building also features a rotunda that highlights school banners, championship pedestals and two galleries displaying the member institutions.

The SEC Office underwent a vast renovation in the fall of 2012.



FORMER SEC HEADQUARTERS IN BIRMINGHAM

Redmont Hotel (1946-67)

Central Bank Building (1967-88)

Riverchase Galleria Tower (1988-1991)





SEC MILESTONES

Formed 1933

Dec. 22, 1894: In Atlanta, Dr. William L. Dudley of Vanderbilt presides over an organization meeting of the Southern Intercollegiate Athletic Association: Alabama, Auburn, Georgia, Georgia Tech, North Carolina, Sewanee and Vanderbilt. Football formalized in 1869.

April 9, 1880: First football game in The Southeast on ground now called Old Stoll Field at the University of Kentucky is played.

November, 1881: Kentucky A&M (now Kentucky) establishes a team and plays a three-game series against Transylvania College.

1895: 11 current SEC members playing football.

1893: Vanderbilt begins playing basketball at the Nashville YMCA two years after Naismith originated the game at Springfield (MA) College.

1895: SIAA organized track on conference level.

May 15, 1896: First conference championship meet (track) held at Vanderbilt.

1895: SIAA expands and adds Central, Clemson, Cumberland, Kentucky, LSU, Mercer, Mississippi, Nashville, Southeastern Presbyterian, Tennessee, Texas and Tulane.

1900: Eight of the 13 charter SEC members participating in track.

1920: SIAA encompasses 30 members.

Dec. 12-13, 1920: In Gainesville, Fla. Professor S.V. Sanford (Georgia) presides over newly formed Southern Conference (Alabama, Auburn, Clemson, Georgia, Georgia Tech, Kentucky, Maryland, Mississippi, North Carolina, North Carolina State, Tennessee, Virginia, Virginia Tech and Washington and Lee).

1922: Florida, LSU, Mississippi, South Carolina, Tulane, Vanderbilt and Virginia Military join the Southern Conference.

1923: Sewanee joins the Southern Conference.

1928: Duke joins the Southern Conference.

Dec. 8-9, 1932: In Knoxville, Dr. Frank L. McVey (Kentucky) serves as president as the SEC is formed with 13 members of the Southern Conference located west and south of the Appalachian Mountains. The institutions are: Alabama, Auburn, Florida, Georgia, Georgia Tech, Kentucky, LSU, Ole Miss, Mississippi, Sewanee, Tennessee, Tulane, Vanderbilt.

Feb. 16, 1933: Informal meeting of SEC school presidents, Birmingham, Ala.

Feb. 27, 1933: First full meeting, Atlanta, Ga.

1933: First SEC champions crowned in baseball, basketball, football and outdoor track.

Feb. 24 - 28, 1933: League's first basketball tournament in Atlanta, Ga.

Spring 1933: First NCAA Championship won by SEC school (LSU, men's track).

Fall, 1933: Coach Frank Thomas leads Alabama (5-0-1) to first SEC football champion title with 7-0 win over Vanderbilt.

1935: League sponsors first men's team title for cross country.

1937: League sponsors first men's team title for golf and swimming.

1938: League sponsors first men's team title for tennis.

1940: In Jackson, Miss. the office of the commissioner is formed.

August 21, 1940: Former Mississippi Governor Martin S. Conner named first SEC commissioner.

Dec. 13, 1940: Sewanee withdraws from the SEC.

Fall 1946: Secretary of the Conference Dean N.W. Dougherty (University of Tennessee) named acting SEC commissioner.

1948: Conference office moves to Birmingham, Ala.

Feb. 21, 1948: Former LSU coach Bernie H. Moore named second SEC commissioner.

1948: Kentucky Wildcats brings home the first NCAA basketball Tournament win by an SEC team.



1960s

1970s

1980s

October 20, 1951: The Alabama-Tennessee football game in Birmingham's Legion Field becomes the first televised event in SEC history.

1952: University of Alabama Faculty Chairman of Athletics, Dr. Albert B. Moore, becomes first SEC representative to serve as NCAA president.

1957: League sponsors first men's team title for indoor track.

1964: Elmore "Scoop" Hudgins, Vanderbilt's first publicity director, joins SEC staff and originates the "Top Twenty Coaches" and developed the preseason football "skywriters" tour.

June 1, 1964: Georgia Tech withdraws from the SEC.

1965: Kentucky football's Nat Northington becomes the first African-American athlete to receive an athletic scholarship at an SEC institution.

1966: A.M. (Tonto) Coleman named third SEC commissioner.

June 1, 1966: Tulane withdraws from the SEC.

1971: Dr. Earl M. Ramer, University of Tennessee faculty athletic representative, is second SEC official to serve as NCAA president.

August 1, 1972: Dr. H. Boyd McWhorter, Deans of Arts and Sciences at University of Georgia and secretary of the league, named fourth SEC commissioner.

1973: League distributes \$1.57 million in revenue to members.

January 1, 1977: The SEC begins its long-standing agreement with the Sugar Bowl in New Orleans to send it champion to the game when Georgia faced Pittsburgh.

1979-80: SEC championships for women's basketball, tennis and volleyball recognized.

1980-81: SEC championships for women's golf, gymnastics, swimming and track and field added.

July 1983: The SEC signs an agreement with the Turner Broadcasting System to begin airing a football "Game of the Week" in the fall of 1984.

March 26, 1986: The SEC and Jefferson-Pilot Teleproductions (JP Sports) sign a contract to televise basketball games on a syndicated basis throughout the region.

1986: League distributes \$15 million in revenue to members.

September 15, 1986: Dr. Harvey W. Schiller, an Air Force colonel and faculty chair at the U.S. Air Force Academy named fifth SEC commissioner.

January 10, 1990: Roy F. Kramer, Vanderbilt athletics director, named sixth SEC commissioner.

1990: University of Arkansas (11th member) and University of South Carolina (12th member) join the league (the two institutions participated in SEC championships for all sports except football during the 1991-92 academic year).

November 29, 1990: SEC presidents announce Eastern and Western divisions and vote to adopt an eight-game football schedule to being in 1992.

May 30, 1991: SEC presidents award the inaugural SEC Football Championship Game to the city of Birmingham.

February, 1992: The SEC and JP Sports announce a four-year agreement to televise and SEC football game of the week on a syndicated basis throughout the region.

April 15, 1992: The SEC and ABC Sports announce a four-year contract to televise the SEC Football Championship Game.

December 5, 1992: SEC hosts the nation's first Division 1A conference football championship game at Legion Field in Birmingham. Alabama defeats Florida 28-21 and goes on to capture the national title at the USF&G Sugar Bowl in New Orleans.

1993: SEC institutions adopt the Principles of Gender Equity recognizing that each school will provide at least two more women's intercollegiate programs than the number of men's.

1993: SEC championship for women's soccer added.

February 11, 1994: SEC announces a multi-sport television agreement with CBS Sports to televise SEC football (1996-2001), and men's and women's basketball (1994-95 through 2000-01).

February 25, 1994: SEC members vote to play the 1994 and 1995 SEC Championship Game in Atlanta's Georgia Dome.

August 4, 1994: A group of Division 1-A conferences (including the SEC) select the Fiesta, Sugar and Orange Bowls as hosts for the Bowl Alliance games beginning at the conclusion of the 1995 regular season.

1990s

PRESENT DAY

2000s



October 13, 1994: ABC and the SEC extend the agreement to televise the Championship Game through 2000.

November 7, 1994: SEC extends its agreement with JP Sports to televise weekly football games through the 2000 season.

June 1, 1995: SEC extends its agreement with the Georgia Dome to host the SEC Football Championship Game through 1998.

1997: SEC championship for softball added.

May 29, 1997: SEC extends its agreement with the Georgia Dome to host the SEC Football Championship Game through 2001.

February 2, 1998: SEC reaches a multi-year extension with CBS Sports to broadcast its football and men's and women's basketball games.

June 7, 1999: SEC and ESPN reach a multi-year extension to televise football and men's and women's basketball for the next eight seasons.

2001: CBS expands its SEC football commitment and provides exclusive national network broadcasts of SEC home games.

December 6, 2001: SEC and CBS announce an agreement for CBS Sports to televise the SEC Football Championship Game through 2008.

June 2, 2002: Michael L. Slive, who served as Commissioner of Conference USA, appointed seventh SEC commissioner.

June 4: 2004: SEC Task Force on Compliance and Enforcement issues its report calling to have none of the league's schools on NCAA probation within the next five years. Report is unanimously accepted.



February 23, 2005: SEC announced the formation of its Academic Consortium linking the academic resources of its 12 member institutions.

June 1, 2008: League distributes \$127.5 million in revenue to members.

August 14, 2008: CBS Sports and the SEC announce a 15-year agreement to extend broadcasts of SEC football and basketball games. CBS will continue to be exclusive national network broadcast of SEC home football games and the SEC Championship game.

August 25, 2008: ESPN and the SEC announce a 15-year agreement beginning in 2009-10 through 2023-24. It is the longest national rights agreement in ESPN history. ESPN entities (ESPN, ESPN on ABC, ESPN2, ESPNU, ESPN Regional Television, ESPN360.com, ESPN Mobile TV, ESPN GamePlan, ESPN Full Court, ESPN International, ESPN Deportes, ESPN Classic) will carry more than 5,500 SEC events including football, men's and women's basketball, Olympic sports and SEC Championships.

December 2009: Florida and Alabama, both 12-0 and ranked No. 1 and No. 2 nationally, meet for the SEC Championship at the Georgia Dome, won by Alabama 32-13. The game drew an 11.8 TV rating, the highest in SEC Championship Game history.

January 2010: Alabama defeats Texas 37-21 in the BCS National Championship Game, the first time in the history of college football for a single conference to win four consecutive national championships.



June 2010: League distributes \$209 million in revenue to members as part of the first full year of new television contracts. The \$209 million is the highest total ever distributed in SEC history and represents a 58 percent increase from the \$132.5 million distributed to the schools in 2008-2009.

January 2011: Auburn defeats Oregon 22-19 in the BCS Championship game, giving the league an unprecedented fifth straight BCS National Championship. The SEC moves to 7-0 in BCS Championship games.

Fall 2011 - League announces that Texas A&M and Missouri will join the conference effective July 1, 2012, with competition to begin in all sports for the 2012-13 academic year.

January 2012: Alabama and LSU face off in New Orleans for the BCS Championship, won by the Crimson Tide 21-0. It marks the sixth straight national championship in football for the SEC.

July 1, 2012: Missouri and Texas A&M officially become members of the Southeastern Conference.

January 2012: Alabama defeats Notre Dame 42-14 at the BCS Championship Game in Miami, Fla., the seventh straight national title for the SEC.

May 2, 2013: The SEC, in conjunction with ESPN, announces the creation of The SEC Network, set to launch in August of 2014.

June 2013: League distributes \$289.4 million in revenue to its members. The \$289.4 million is the highest total ever distributed in SEC history.

SEC STAFF



GREG SANKEY
Exec. Associate
Commissioner/COO



MARK WOMACK
Exec. Associate
Commissioner/CEO



TIFFANY DANIELS
Associate
Commissioner



HERB VINCENT
Associate
Commissioner



MARK WHITWORTH
Associate
Commissioner



LESLIE CLAYBROOK
Assistant
Commissioner



GIL GRIMES
Assistant
Commissioner



CHARLIE HUSSEY
Assistant
Commissioner



WILL LAWLER
Assistant
Commissioner



CRAIG MATTOX
Assistant
Commissioner



CHRIS WALDSMITH
Assistant
Commissioner



KATHRYN SWITZER
Exec. Associate to
Commissioner



TORIE JOHNSON
Exec. Director
of SECU



CRAIG PINKERTON
Director of
Media Relations



B.C. ROMANO
Director of Video
and Creative
Services



SYLVIA HAGAN BARNES
Associate Director
of Officiating
Administration



CHUCK DUNLAP
Associate Director
of Media Relations



TAMMY WILSON
Associate Director
of Media Relations



SEAN CARTELL
Assistant Director of
Media Relations



COLE CUNNINGHAM
Assistant Director of
Video and Creative
Services



JOHN GIBSON
Assistant Director of
Championship
Ticket Operations



MARIANNE JENKINS
Assistant Director
of Compliance



CHEVONNE MANSFIELD
Assistant Director of
Media Relations



TRE STALLINGS
Assistant Director of
Championships



GINNY THOMAS
Assistant Director of
Football Administration




JORDAN CHESTNUT
Championships
Assistant



LORI MCDANAL
SECU
Assistant



BRETT THOMPSON
Ext. Affairs/Marketing
Assistant



TAYLOE STEEDMAN
Compliance
Assistant



BRENDA GRAY
Receptionist



STEVE SHAW
Coordinator of
Football Officials



LARRY TEMPLETON
Consultant to the
Commissioner

EXECUTIVE COMMITTEE

President: DR. JAY GOGUE, Auburn

Vice President: NICK ZEPPOS, Vanderbilt

Secretary: JOSEPH L. FINK III, Kentucky

DR. DAVID GEARHART, Arkansas

GREG MCGARITY, Georgia

LINDA TEALER, Florida

DR. STEVE TURNER, Mississippi State

CORPORATE SPONSOR PROGRAM

The Southeastern Conference corporate sponsor program began in 1988 with three companies dedicated to intercollegiate athletics and higher education.

Now supported by many of the nation's top corporations, this program has evolved into the most successful of its kind.

Each member of the SEC corporate marketing team shows its commitment to the future of intercollegiate athletics with contributions to SEC Youth Clinics, SEC Scholarship Programs and SEC Academic Enhancement Programs.

The corporations also conduct consumer promotions designed to increase sales and brand awareness. These promotions also increase public awareness of the member institutions of the SEC, which in turn supports increased ticket sales and high television and radio ratings.

In addition to the broad spectrum of benefits provided by these contributions,

each SEC institution is a direct beneficiary of the program.

SEC Corporate Champions include Allstate Insurance, AT&T, Dr Pepper and Regions Bank, and current SEC Corporate Sponsors are BC Powder, First Data, Gatorade, Golden Flake, Gulf Shores & Orange Beach of Alabama, KIA Motors, Macy's, Sonic Drive-In, Texas Pete and UPS.

PROGRAM MISSION

The mission of the corporate sponsor program is:

1. To develop marketing and promotional activities that benefit the SEC, its member institutions and the participating corporations;
2. To emphasize the positive role of athletics in our society; and
3. To provide funding for youth clinics, championship events and academic enhancement programs.

SEC CORPORATE SPONSORS



SEC LICENSING PROGRAM

The Southeastern Conference markets its registered marks (Southeastern Conference, SEC, SEC Seal and SEC logos) through a licensing program with the Collegiate Licensing Company. The SEC began its licensing program in 1988 to protect the use of its name and insignias and to ensure that its member institutions benefit from the use and sale of items bearing its name and/or logos.


The program also ensures that manufacturers and retailers market only the highest-quality merchandise using the conference name and logos. The SEC has joined a significant number of colleges and universities throughout the country to bring about consistency in the marketplace for officially-licensed collegiate products.



SEC CORPORATE CHAMPIONS



Allstate®



at&t



REGIONS



SEC MEDIA SERVICES

SEC MEDIA RELATIONS MISSION STATEMENT

The Southeastern Conference has been the nation's leader in media relations during its history. The SEC understands the importance of assisting the media in providing coverage of the conference and its institutions. To this end, the conference, including all of its member institutions, shall make the best attempt to fill reasonable requests by media outlets. Members of the media are encouraged to work with the media relations director of each institution and the conference office to establish satisfactory media policies that are mutually beneficial to all parties.

SEC FOOTBALL MEDIA DAYS

This year, Kickoff 2013, will take place at the Wynfrey Hotel in Hoover, Ala., from July 16-18.

Four schools are represented the first and last day of the event, with six on the second day.

Tentative future dates for SEC Football Media Days are July 22-24, 2014.

For more information about SEC Football Media Days, contact the SEC Media Relations Office.

SEC CHAMPIONSHIP GAME

December 7, 2013
Georgia Dome (71,500)
Atlanta, Ga.
CBS Sports - 4 p.m. ET

MEDIA INFORMATION

Media credential requests for the 2013 SEC Championship football game can be taken online at www.secsportsmedia.com beginning October 1.

The SEC will conduct a media teleconference with the two participating head coaches on Sunday, November 29 at 5 p.m. ET. Another media teleconference, with three participating student-athletes from each school, will be held on Monday, November 30 at 1 p.m. ET.

A press conference featuring both participating head coaches will be held at the Georgia Dome on Friday, December 6, at 2 p.m. ET.

The Friday press conference and the post-game press conference on Saturday will be available on a satellite uplink and SEC FTP. Additional information will be included in the league's weekly media release.

For further information concerning media coverage of the SEC Football Championship Game, please contact the SEC Media Relations Department.

WEEKLY COACHES TELECONFERENCE

The 14 SEC coaches will be featured on a weekly teleconference each Wednesday from 11 a.m. - 1:30 p.m. (ET) [10 a.m. - 12:30 p.m. (CT)] beginning August 29 and concluding November 21. The SEC will also hold a spring football coaches media teleconference in April 2013.

Media representatives wishing to participate in the teleconference should contact the SEC Media Relations Office for further details.

A replay of each week's teleconference can be heard on the SEC's internet website, www.secsports.com.

Each coach will appear on the teleconference for ten minutes, according to the following schedule (All Times Central):

10:00 a.m. Les Miles, LSU
10:10 a.m. Steve Spurrier, South Carolina
10:20 a.m. Will Muschamp, Florida
10:30 a.m. James Franklin, Vanderbilt

10:40 a.m. Nick Saban, Alabama
10:50 a.m. Butch Jones, Tennessee
11:00 a.m. Bret Bielema, Arkansas
11:10 a.m. Gary Pinkel, Missouri
11:20 a.m. Hugh Freeze, Ole Miss
11:30 a.m. Kevin Sumlin, Texas A&M
11:40 a.m. Mark Stoops, Kentucky
11:50 a.m. Dan Mullen, Mississippi State
12:00 p.m. Mark Richt, Georgia
12:10 p.m. Gus Malzahn, Auburn

SEC FTP FEEDS

The Southeastern Conference provides a FTP feed each day during Football Media Days as well as from the SEC Football Championship Game. Details are available through the SEC Media Relations Office.

SEC E-MAIL SERVICE

Information on SEC football will be emailed periodically through the season to accredited media throughout the country. To be added to the SEC football email list, please register online at www.secsportsmedia.com.

SEC PLAYERS OF THE WEEK

The SEC will name a freshman of the week along with an offensive, defensive, offensive lineman, defensive lineman and special teams player of the week each Monday afternoon throughout the regular season.

Nominations for the awards are made by the SEC sports information directors. The honorees are selected by a vote of the SEC Media Relations staff.

collegepressbox.com
SINCE 2005 EVERYTHING BUT THE PRE-GAME MEAL

Collegepressbox.com is the official media website for SEC football. Access and download weekly game notes, quotes, statistics, photos, media guides and more for the conference and each of its 14 member schools throughout the season. Registration information will be distributed to accredited media or you may request more information by sending an e-mail to password@collegepressbox.com.

www.SECDigitalNetwork.com
www.secsportsmedia.com

The Southeastern Conference has an extensive presence on the Internet and the SEC Digital Network.

General SEC football information can be accessed on the Web at www.secsports.com. The football section is updated with new material daily on the page, with standings, statistics, game previews, notes and other important information. The SEC also offers a media-only section of the website - www.secsportsmedia.com. Media covering the SEC can retrieve information from

the conference office as, SEC logos, photos and a championship credentialing system for SEC football is available on the site. (The site houses all media information and links for the other 19 sports the SEC sponsors).

SEC WEBSITES

All 14 SEC schools place much of their information released to the media online on their websites. The website addresses are below:

ALABAMA — www.rolltide.com
ARKANSAS — www.arkansasrazorbacks.com
AUBURN — www.auburntigers.com
FLORIDA — www.gatorzone.com
GEORGIA — www.georgiadogs.com
KENTUCKY — www.ukathletics.com
LSU — www.lsusports.net
OLE MISS — www.olemisssports.com
MISSISSIPPI STATE — www.hailstate.com
MISSOURI — www.muigers.com
SOUTH CAROLINA — www.gamecocksonline.com
TENNESSEE — www.utsports.com
TEXAS A&M — www.aggieathletics.com
VANDERBILT — www.vucommODOres.com

FOLLOWING THE SEC . . .



On Facebook ... join the fan group called "Southeastern Conference".

On Twitter ... follow the SEC at @SECSportsUpdate.

SEC OFFICE

MIKE SLIVE • Commissioner

2201 Richard Arrington Blvd. North
Birmingham, AL 35203

Main Switchboard: (205) 458-3000

Administrative Fax: (205) 458-3031

Fax: (205) 458-3030

MEDIA RELATIONS STAFF

HERB VINCENT • Associate Commissioner
E-Mail/Twitter: hvincent@sec.org; Twitter - TBA

CRAIG PINKERTON • Director
E-Mail/Twitter: cpinkerton@sec.org; @SEC_Craig

#CHUCK DUNLAP • Associate Director
E-Mail/Twitter: cdunlap@sec.org; @SEC_Chuck

TAMMY WILSON • Associate Director
E-Mail/Twitter twilson@sec.org; @SEC_Tammy

SEAN CARTELL • Assistant Director
E-Mail/Twitter: scartell@sec.org; @SEC_Seau

CHEVONNE MANSFIELD • Assistant Director
E-Mail/Twitter: cmansfield@sec.org;
@SEC_Chevonne

- SEC Football Contact

SEC FOOTBALL VIDEO REPLAY

The Southeastern Conference, following the rules set forth by the NCAA Football Rules Committee, will utilize video replay for the 2012 football season. The following is the NCAA Rules on instant replay.

SECTION 1. Purpose and Philosophy

Purpose

ARTICLE 1. Instant replay is a process whereby video review is used to confirm, reverse or let stand certain on-field decisions (Rule 12-3) made by game officials.

Philosophy

ARTICLE 2. The instant replay process operates under the fundamental assumption that the ruling on the field is correct. The replay official may reverse a ruling if and only if the video evidence convinces him beyond all doubt that the ruling was incorrect. Without such indisputable video evidence, the replay official must allow the ruling to stand.

SECTION 2. Eligibility for Instant Replay

Participation

ARTICLE 1.

- Any member institution may use instant replay, but there is no requirement to do so. If instant replay is used, it must be used in full compliance with this rule.
- For any nonconference game, if the home team is using instant replay, the visiting team does not have the option of declining its use for that game. If the home team is not using instant replay, it is not required to honor a request by the visiting team that it be used.

SECTION 3. Reviewable Plays

Scoring Plays

ARTICLE 1. Reviewable plays involving a potential score include:

- A potential touchdown or safety. [*Exception:* Safety by penalty for fouls that are not specifically reviewable.]
- Field goal attempts if and only if the ball is ruled (a) below or above the crossbar or (b) inside or outside the uprights when it is lower than the top of the uprights. If the ball is higher than the top of the uprights as it crosses the end line, the play may not be reviewed.

Passes

ARTICLE 2. Reviewable plays involving passes include:

- Pass ruled complete, incomplete or intercepted anywhere in the field of play or an end zone.
- Forward pass touched by a player or an official.
RULE 12 / INSTANT REPLAY FR-107
- Forward pass or forward handing when a ball carrier is or has been beyond the neutral zone.
- A forward pass or forward handing after a change of team possession.
- Pass ruled forward or backward when thrown from behind the neutral zone.

- If the pass is ruled forward and is incomplete, the play is reviewable only if there is clear recovery of a loose ball in the immediate continuing action after the loose ball. If the replay official does not have indisputable video evidence as to which team recovers, the ruling of incomplete pass stands. [*Exception:* Rule 12-3-1-a)
- If the replay official reverses an incomplete forward pass ruling and the ball is recovered, it belongs to the recovering team at the spot of the recovery and any advance is nullified.

Dead Ball and Loose Ball

ARTICLE 3. Reviewable plays involving potential dead balls and loose balls include:

- Loose ball by a potential passer ruled a fumble.
- Loose ball by a passer ruled incomplete forward pass when there is clear recovery in the immediate continuing action after the loose ball.
 - If the replay official does not have indisputable video evidence as to which team recovers, the ruling of incomplete pass stands.
 - If the replay official rules fumble, the ball belongs to the recovering team at the spot of the recovery and any advance is nullified.
- Live ball not ruled dead in possession of a ball carrier.
- Loose ball ruled dead, or live ball ruled dead in possession of a ball carrier when the clear recovery of a loose ball occurs in the immediate continuing action.
 - If the ball is ruled dead and the replay official does not have indisputable video evidence as to which team recovers, the dead-ball ruling stands.
 - If the replay official rules that the ball was not dead, it belongs to the recovering team at the spot of the recovery and any advance is nullified.
- Ball carrier's forward progress with respect to a first down.
- Catch or recovery of a fumble by a Team A player other than the fumbler before any change of possession during fourth down or a try.
- Ball carrier in or out of bounds. If a ball carrier is ruled out of bounds, the play is not reviewable, except as in Rules 12-3-1-a and 12-3-3-d.

- Catch, recovery or touching of a loose ball by a player potentially touching or having touched a sideline or end line.
- A loose ball touching on or beyond a sideline, goal line, or end line, touching a pylon, or breaking the plane of a goal line.

Kicks

ARTICLE 4. Reviewable plays involving kicks include:

- Touching of a kick.
FR-108 RULE 12 / INSTANT REPLAY
- Player beyond the neutral zone when kicking the ball.
- Kicking team player advancing a ball after a potential muffed kick/fumble by the receiving team.
- Scrimmage kick crossing the neutral zone.

Miscellaneous

ARTICLE 5. Situations that may be addressed by the replay official:

- The number of players on the field for either team during a live ball.
- Clock adjustment and status when a ruling is reviewed.
- Clock adjustment at the end of any quarter. [*Exception:* Rule 3-2-5-b) If at the end of any quarter the game clock expires, either during a down in which it should be stopped by rule when the ball becomes dead or following the down upon a request for an available team timeout, the replay official may restore time only under these conditions:
 - The replay official has indisputable video evidence that time should have remained on the game clock when the ball became dead or when the team timeout was granted;
 - In the second and fourth quarters only, the team in possession when the ball became dead would next put the ball in play from scrimmage (not the try);
 - In the fourth quarter only, either the score is tied or the team that will next snap the ball is behind by eight points or fewer; and
 - The replay official's video evidence includes the timeout signal by an official in the case where the game clock should have stopped for a requested team timeout.
- Correcting the number of a down.
 - This includes the result of a penalty enforcement that includes an automatic first down or loss of down.
 - The correction may be made at any time within that series of downs or before the ball is legally put in play after that series.
- Any person who is not a player interfering with live-ball action occurring in the field of play (Rule 9-2-3).
- The player-disqualification portion of the penalty for targeting fouls under 9-1-3 and 9-1-4. The point of initial contact and use of the crown of the helmet are reviewable; however, the targeting action itself is not reviewable. Note that if the disqualification is reversed the 15-yard penalty remains.

Limitations on Reviewable Plays

ARTICLE 6. No other plays or officiating decisions are reviewable. However, the replay official may correct egregious errors, including those involving the game clock, whether or not a play is reviewable. This excludes fouls that are not specifically reviewable (Reviewable fouls: Rules 12-3-2-c and d, 12-3-4-b and 12-3-5-a).

RULE 12 / INSTANT REPLAY FR-109

SECTION 4. Instant Replay Personnel, Equipment and Location

Personnel

ARTICLE 1. Instant replay personnel shall consist of the number of persons needed to operate the replay equipment within the necessary time constraints. There shall be a minimum of three persons to ensure that all plays are reviewed in an efficient and timely manner. Such persons are normally referred to as replay official, communicator and technician. Additional personnel may be used as needed.

Equipment

ARTICLE 2. The type of equipment used to carry out necessary instant replay duties shall be determined by each conference or member institution using instant replay.

Location

ARTICLE 3.

- All equipment used reviewing a play during the replay process and the personnel using that equipment shall be located in a separate, secure location in the press box. This room shall not be available or accessible to any person not directly involved in instant replay.
- Additional telephonic equipment needed to allow instant replay personnel to communicate with the game referee when a game has been stopped for a play review shall be located on a sideline near the field of play and preferably outside a team area. Such equipment shall provide the game referee and the replay official a secure and private means of communication.

SECTION 5. Initiating the Replay Process

Game Stop

ARTICLE 1. There are two methods to stop a game to review a ruling on the field.

a. The replay official and his crew shall review every play of a game. He may stop a game at any time before the ball is next legally put in play (*Exception:* Rule 12-3-5-c) whenever he believes that:

- There is reasonable evidence to believe an error was made in the initial on-field ruling.
 - The play is reviewable.
 - The outcome of a review would have a direct, competitive impact on the game.
- b. The head coach of either team may request that the game be stopped and a play be reviewed by challenging the on-field ruling.
- A head coach initiates this challenge by taking a team timeout before the ball is next legally put in play (*Exception:* Rule 12-3-5-c) and informing the referee that he is challenging the ruling of the previous play. If a head coach's challenge is successful, he retains the challenge, which he may use only once more during the game. Thus, a coach may have a total of two challenges if and only if his initial challenge is successful.
FR-110 RULE 12 / INSTANT REPLAY
 - After a review has been completed, if the on-field ruling is reversed, that team's timeout will not be charged.
 - After a review has been completed, and the on-field ruling is not reversed, the charged team timeout counts as one of the three permitted that team for that half or the one permitted in that extra period.
 - A head coach may not challenge a ruling in which the game was stopped and a decision has already been made by the replay official.
 - If a head coach requests a team timeout to challenge an on-field ruling and the play being challenged is not reviewable, the timeout shall count as one of the three permitted his team during that half of the game or the one permitted in that extra period.
 - A head coach may not challenge an on-field ruling if all the team's timeouts have been used for that half or in that extra period.

When To Stop a Game

ARTICLE 2.

- A game may be stopped, either by the replay official or by a head coach's challenge, at any time before the ball is next legally put in play (*Exception:* Rule 12-3-5-c).
- No game official may request that a game be stopped for a play to be reviewed.

SECTION 6. Reviewing an On-field Ruling

Procedures

ARTICLE 1.

- When a game is to be stopped either by the replay official or by a head coach's challenge, the designated officials on the field will be notified by a buzzer system or other appropriate means.
- If the review is initiated by the replay official, the referee shall announce: "The ruling on the previous play is ... (brief description of ruling). The play is under further review." If the game has been stopped due to a head coach's challenge, the referee shall announce: "The (name of institution) head coach has challenged the ruling of (state the ruling). The play is under further review."
- All reviews shall be based upon video evidence provided by and coming directly from the televised production of the game or from other video means available to the replay official.
- After the referee has conferred with the replay official and the review process has been completed, he shall make one of the following announcements:
 - If the video evidence confirms the on-field ruling: "After further review, the ruling on the field is confirmed."
 - If there is no indisputable (conclusive) evidence to reverse the on-field ruling: "After further review, the ruling on the field stands."
 - If the on-field ruling is reversed (Rule 12-7):
RULE 12 / INSTANT REPLAY FR-111
"After further review, the ruling is [followed by a brief description of the video evidence]. Therefore, [followed by a brief description of the impact of the ruling]."
- If a ruling is reversed, the replay official shall supply the referee with all pertinent data as needed (next down, distance, yard line, position of the ball, clock status/adjustment) in order to resume play under the correct game conditions.

Restrictions

ARTICLE 2.

- There is no restriction on the number of times the replay official may stop a game for reviews.
- The replay official is under no time limit for a review.

SECTION 7. Reversing an On-Field Ruling

Criterion for Reversal

ARTICLE 1. To reverse an on-field ruling, the replay official must be convinced beyond all doubt by indisputable video evidence through one or more video replays provided to the monitor.

SEC CHAMPIONSHIP GAME

DECEMBER 7, 2013



The SEC's Eastern and Western Division winners will meet in Atlanta's Georgia Dome to battle for the league championship and the right to represent the conference in the Bowl Championship Series. The

22nd-annual title game is set for December 7 and will be nationally televised by CBS Sports.

The game is a result of 1992 conference expansion, which saw Arkansas and South Carolina become the first members added in SEC history. Under NCAA regulations, a conference with 12 members may play an additional football game to determine its champion, provided the regular season is played in divisions.

The participants of the game are determined each year during the eight-game regular-season conference schedule as the teams with the best overall SEC winning percentage in each division.

The 2009 SEC Championship Game earned a 11.8 rating and a 24 share, the highest rated SEC Championship Game in history. The game matched the No. 1 Florida Gators (12-0) vs. No. 2 Alabama (12-0).

The SEC Championship Game has also drawn capacity crowds in its short history. 1,567,015 fans have witnessed first-hand the pageantry of SEC Football at the 20 previous Championship Games.

The Championship Game has also drawn 19 capacity crowds in its 21-year history. Only 1993 (Birmingham) and 1995 (Atlanta) were not sellouts.

CHAMPIONSHIP GAME QUICK FACTS

Date: Saturday, December 7

Site: Georgia Dome; Atlanta, Ga.

Capacity: 71,500

Time: 4 p.m. ET

Television: CBS Sports

For Tickets:

SEC Championship Game
2201 Richard Arrington Blvd. North
Birmingham, AL 35203
(205) 458-3000

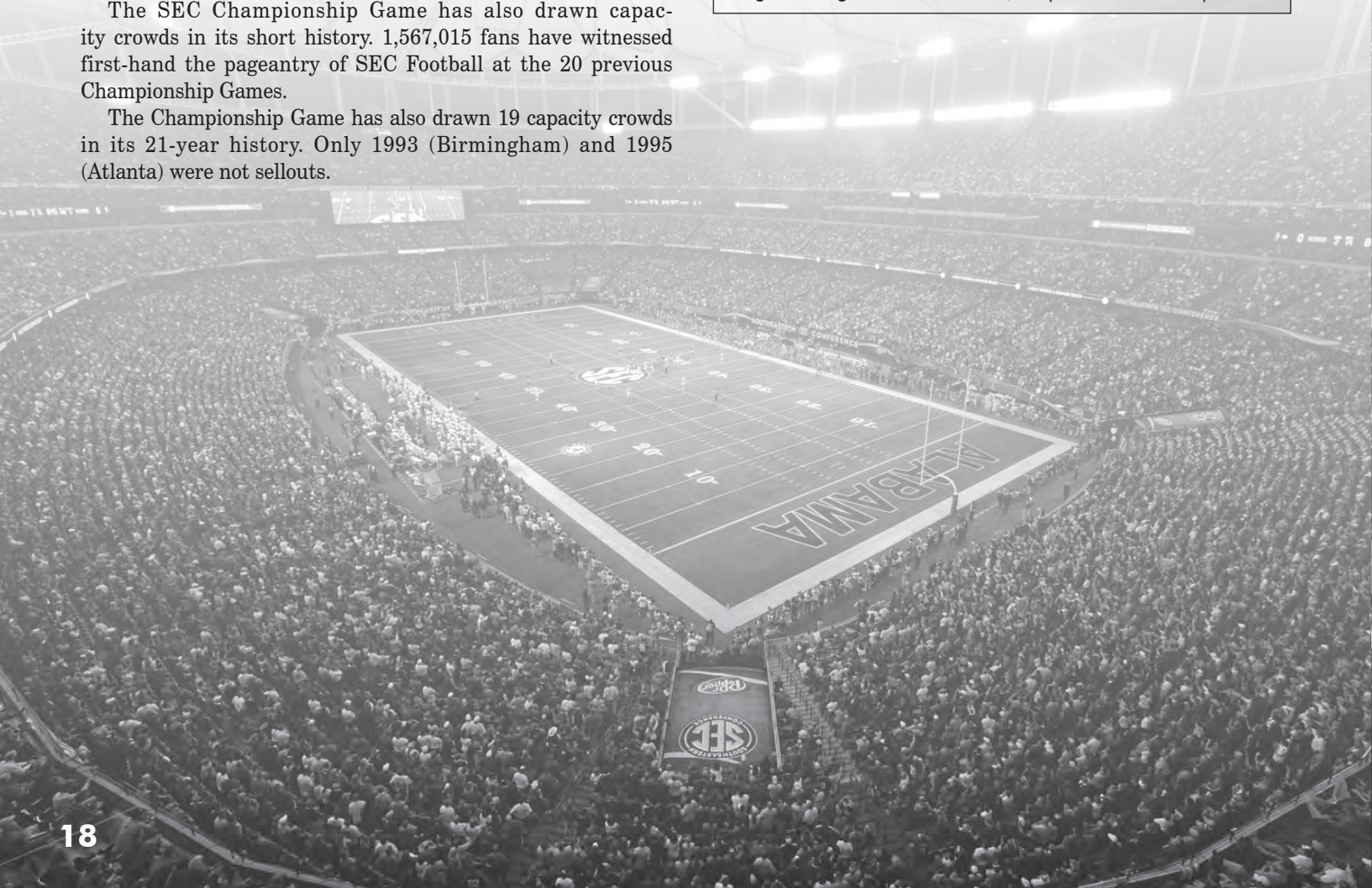
Georgia Dome Contract: Through 2017 game

CBS Sports Contract: Through 2024 game

Highest TV Rating: 11.8 (24 share) - 2009

Largest Crowd: 83,091 (Alabama vs. Florida, Legion Field) - 1992

Largest Georgia Dome Crowd: 75,892 (Alabama vs. Florida) - 2008



2012 SEC CHAMPIONSHIP GAME



ATLANTA - Amari Cooper's 45-yard touchdown reception with 3:15 remaining Saturday lifted No. 2 Alabama to its 23rd all-time Southeastern Conference Football Championship with a 32-28 victory against No. 3 Georgia at the Georgia Dome in a game that featured more than its fair share of twists and turns. The contest was played in front of 75,624 fans, the fifth-largest crowd in SEC Championship Game history.

It was a highly anticipated matchup that almost certainly decided which team would face top-ranked Notre Dame in the BCS Championship Game. The final BCS Standings will be compiled Sunday, December 2. The BCS bowl pairings will be announced at 8:30 p.m. ET on ESPN.

The Crimson Tide, whose berth in its second consecutive BCS Championship Game will be made official on Sunday, will give Alabama the opportunity to capture its third national title over the span of the past four years.

Alabama (12-1) trailed 28-25 with 12:54 remaining in the game following a 10-yard rushing touchdown by Georgia's Todd Gurley. After several unsuccessful drives by both teams, the Crimson Tide received the ball back with 5:24 left.

That's when Alabama developed a penchant for passing in a game that had been dominated by solid ground games from both teams. Crimson Tide quarterback A.J. McCarron found Cooper streaking down the left sideline for what would be the game-winning touchdown pass.

Cooper had seven catches for 127 yards in the game (18.1 avg).

McCarron finished the game 13-of-21 passing with one critical scoring strike. SEC Championship Game Most Valuable Player Eddie Lacy rushed 20 times for a game-high 181 yards with two touchdowns, while T.J. Yeldon had 25 attempts for 153 yards, marking the first time in SEC Championship Game history that two players on the same team rushed for better than 100 yards.

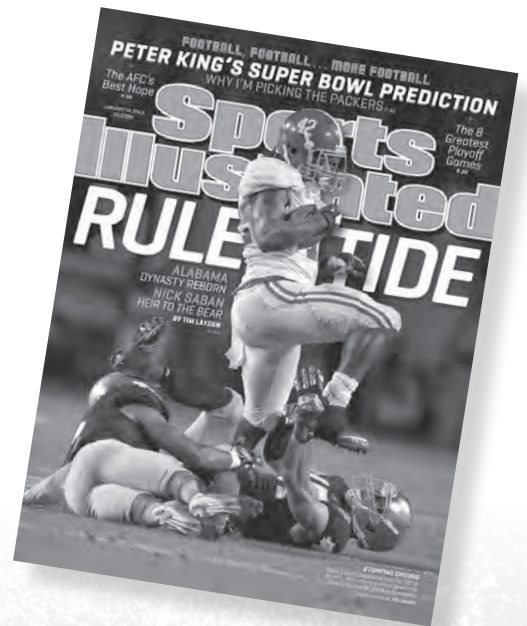
Georgia (11-2) marched down the field on its final drive of the game with one last opportunity to reclaim the advantage in a contest that featured six lead changes. With 15 seconds remaining and the Bulldogs on the Alabama eight-yard line, quarterback Aaron Murray tossed a pass that was tipped and fell on by Chris Conley at the five-yard line, but the clock expired to end the game.

Murray finished 18-of-33 from scrimmage for 265 yards passing with a touchdown. Gurley led Georgia's ground game with 23 carries for 122 yards with a pair of scores.

After the first scoreless opening quarter in the history of the SEC Championship Game, the second 15 minutes featured its fair share of offensive excitement. Georgia got on the board first with a 19-yard touchdown pass from Murray to Jay Rome to give the Bulldogs the early 7-0 advantage. The Crimson Tide scored 10 points in a span of fewer than two minutes to close the first half after a 41-yard rushing touchdown by Lacy and a 22-yard field goal from Jeremy Shelley to lead the two teams into the locker room at intermission.

Just out of halftime, Georgia strung together a nine-play, 75-yard drive that was capped by a three-yard Gurley rushing touchdown that put the Bulldogs back in front 14-10 at the 12:09 mark of the third quarter. Georgia then extended its lead to 21-0 following a 55-yard return by Alec Ogletree on a blocked field-goal attempt by Alabama. The Crimson Tide rounded out the third-quarter scoring with a 10-yard rush by Yeldon, who also ran in a two-point conversion to cut Alabama's deficit to 24-18 heading into the final period of play.

Georgia opened the third quarter with a 10-yard rushing touchdown by Gurley that put the Bulldogs ahead 28-25 with 12:54 remaining in the game to set up the exciting finish.



Alabama's Eddie Lacy rushed for 181 yards, the third-highest total in championship game history, and two touchdowns on his way to capturing game MVP honors.



2012 SEC CHAMPIONSHIP

December 1 • Atlanta, Ga. • Georgia Dome (75,624)

SCORING SUMMARY

Alabama	0	10	8	14	=	32
Georgia	0	7	14	7	=	28

2nd 13:59 GA – Jay Rome 19 yd pass from Aaron Murray (Marshall Morgan kick), 13-87 4:48, UA 0 – GA 7
 01:59 UA – Eddie Lacy 41 yd run (Jeremy Shelley kick), 6-70 3:05, UA 7 – GA 7
 00:00 UA – Jeremy Shelley 22 yd field goal, 6-42 1:15, UA 10 – GA 7
 3rd 12:09 GA – Todd Gurley 3 yd run (Marshall Morgan kick), 9-75 2:51, UA 10 – GA 14
 06:31 GA – Alec Ogletree 55 yd blocked FG return (Marshall Morgan kick), UA 10 – GA 21
 04:19 UA – T.J. Yeldon 10 yd run (T.J. Yeldon rush), 4-77 2:12, UA 18 – GA 21
 4th 14:57 UA – Eddie Lacy 1 yd run (Jeremy Shelley kick), 7-74 3:07, UA 25 – GA 21
 12:54 GA – Todd Gurley 10 yd run (Marshall Morgan kick), 5-75 2:03, UA 25 – GA 28
 03:15 UA – Amari Cooper 45 yd pass from AJ McCarron (Jeremy Shelley kick), 4-55 2:09, UA 32 – GA 28

TEAM STATISTICS

	UA	GA
FIRST DOWNS	26	18
RUSHES-YARDS (NET)	51-350	29-113
PASSING YDS (NET)	162	281
Passes Att-Comp-Int	21-13-1	34-19-1
TOTAL OFFENSE PLAYS-YARDS	72-512	63-394
Fumble Returns-Yards	0-0	0-0
Punt Returns-Yards	1-8	1-7
Kickoff Returns-Yards	4-89	0-0
Interception Returns-Yards	1-35	1-0
Punts (Number-Avg)	5-41.8	6-44.8
Fumbles-Lost	3-1	0-0
Penalties-Yards	2-15	7-64
Possession Time	37:35	22:25
Third-Down Conversions	4 of 12	4 of 12
Fourth-Down Conversions	0 of 0	1 of 1
Red-Zone Scores-Chances	3-4	3-4
Sacks By: Number-Yards	3-15	3-17

INDIVIDUAL STATISTICAL LEADERS

RUSHING:

Alabama: Eddie Lacy 20-181; T.J. Yeldon 25-153; AJ McCarron 6-16.

Georgia: Todd Gurley 23-122; Keith Marshall 2-3; Aaron Murray 4-minus 12.

PASSING:

Alabama: AJ McCarron 13-21-1-162.

Georgia: Aaron Murray 18-33-1-265; Arthur Lynch 1-1-0-16.

RECEIVING:

Alabama: Amari Cooper 8-128; Eddie Lacy 2-7; M. Williams 2-5; Christian Jones 1-22.

Georgia: Tavarres King 5-142; Malcolm Mitchell 4-40; Arthur Lynch 3-50; Todd Gurley 3-3; Chris Conley 2-11; Jay Rome 1-19; Sanders Commings 1-16.

INTERCEPTIONS:

Alabama: H. Clinton-Dix 1-35.

Georgia: Sanders Commings 1-0.

FUMBLES:

Alabama: AJ McCarron 1-1; Cyrus Jones 1-0; Eddie Lacy 1-0.


Georgia: None.



T.J. Yeldon had 25 attempts for 153 yards, the first time two backs for one team rushed for 100 yards.



Aaron Murray moved past Tennessee's Peyton Manning into second place on the SEC's career touchdown passes list.



Alabama set a championship game record with 350 rushing yards in 2012.

SEC CHAMPIONSHIP GAMES

Year	Score	Attend.	MVP
1992	Alabama 28, Florida 21	83,091	Antonio Langham, Alabama
1993	Florida 28, Alabama 13	76,345	Terry Dean, Florida
1994	Florida 24, Alabama 23	74,751	Ellis Johnson, Florida
1995	Florida 34, Arkansas 3	71,325	Danny Wuerffel, Florida
1996	Florida 45, Alabama 30	74,132	Danny Wuerffel, Florida
1997	Tennessee 30, Auburn 29	74,896	Peyton Manning, Tennessee
1998	Tennessee 24, Miss. State 14	74,795	Peerless Price, Tennessee
1999	Alabama 34, Florida 7	71,500	Freddie Milons, Alabama
2000	Florida 28, Auburn 6	73,427	Rex Grossman, Florida
2001	LSU 31, Tennessee 20	74,843	Matt Mauck, LSU
2002	Georgia 30, Arkansas 3	74,835	David Greene, Georgia
2003	LSU 34, Georgia 13	74,913	Justin Vincent, LSU
2004	Auburn 38, Tennessee 28	74,892	Jason Campbell, Auburn
2005	Georgia 34, LSU 14	73,717	D.J. Shockley, Georgia
2006	Florida 38, Arkansas 28	73,374	Percy Harvin, Florida
2007	LSU 21, Tennessee 14	73,832	Ryan Perrilloux, LSU
2008	Florida 31, Alabama 20	75,892	Tim Tebow, Florida
2009	Alabama 32, Florida 13	75,514	Greg McElroy, Alabama
2010	Auburn 56, South Carolina 17	75,802	Cam Newton, Auburn
2011	LSU 42, Georgia 10	74,515	Tyrann Mathieu, LSU
2012	Alabama 32, Georgia 28	75,624	Eddie Lacy, Alabama

2011 SEC CHAMPIONSHIP GAME LSU 42, GEORGIA 10



ATLANTA (AP) – LSU slogged its way through a brutal first half. The nation’s top-ranked team had only 12 yards and not even a single first down.

The “Honey Badger” didn’t care.

He just took what he wanted – a trip to the national championship game.

Tyrann Mathieu turned in an MVP performance when the Tigers needed him most, running back a punt 62 yards for a touchdown, setting up another score with a fumble recovery and finally finishing off No. 12 Georgia with his best play yet, a whirling dervish of a return that led to the decisive TD of a 42-10 victory in the Southeastern Conference championship game Saturday.

LSU (13-0) advanced to a spot in the BCS title game in New Orleans, just 75 miles from its Baton Rouge campus. The Tigers opponent will be announced Sunday night, but SEC West rival and No. 2 Alabama – already beaten by the Tigers 9-6 in overtime a month ago – had the inside track even though it didn’t win its division.

The Bulldogs tried to really shake things up, racing to a 10-0 lead that could’ve been even bigger if they hadn’t dropped a pair of potential touchdown passes in the first quarter. LSU looked downright awful on offense, going three-and-out on all seven of its possessions before halftime.

But, thanks to Mathieu, the deficit was only 10-7 when the teams went to the locker room. He took a punt at his own 38, found an opening and was gone – all the way to the end zone for his second punt return for a touchdown in as many weeks. Well, almost to the end zone. A replay showed Mathieu flipped the ball to an official just before he crossed the goal line, but no one on the field caught the blunder.

That was long forgotten by the time the fearless sophomore was done.

On Georgia’s first possession of the second half, quarterback Aaron Murray tried to scramble for a first down but had the ball knocked loose just before he hit the turf. Who was there to fall on it at the Bulldogs 26?

Mathieu, of course, his fifth fumble recovery of the season.

LSU quickly seized its first lead. The Tigers finally picked up a first down, then freshman Kenny Hilliard broke off a 15-yard run for the first of his three touchdowns. Normally, that would’ve been more than enough to win the game’s MVP award. Not even close on this day.

Mathieu, whose nickname comes from a humorous YouTube video about supposedly the world’s more fearless animal (“Honey Badger don’t care, he just takes what he wants,” the narrator says), dropped back to receive another punt. About the only thing the Bulldogs managed to do was keep him out of the end zone.

The 5-foot-9, 175-pounder cradled the ball, took off down the center of the field, cut back to his left, stutter-stepped and turned on a burst of speed, basically came to a stop around the Georgia 30, then took off again and was finally dragged down at the 17.

He avoided or broke away from at least eight of the 11 red-clad guys trying to bring him down, a Heisman-worthy play that should be enough to at least get him to New York for the banquet – if not earn him serious consideration for the award as the nation’s top player. Certainly, no defensive player has come up with more big plays.

Mathieu has scored four touchdowns this season: Two on returns, two more from his cornerback spot. He’s forced six fumbles. He’s picked off two passes. He one of the top tacklers on one of the nation’s top defenses.

LSU took control with a 21-point third quarter, coming back from a double-digit deficit for the second week in a row and leaving little doubt that it’s the best team in country heading into bowl season. The only other unbeaten team, Houston, was blown out in the Conference USA championship game Saturday. All the other top teams have at least one loss.

SCORING SUMMARY

Georgia	10	0	0	0	=	10
LSU	0	7	21	14	=	42

1st Quarter

UGA – Blair Walsh 40 FG (1st, 11:45)
UGA – Aron White 12 pass from Aaron Murray (Walsh kick) (1st, 00:42)

2nd Quarter

LSU – Tyrann Mathieu 62 punt return (Drew Alleman kick) (2nd, 5:48)
LSU – Kenny Hilliard 15 run (Alleman kick) (3rd, 12:51)

3rd Quarter

LSU – Hilliard 4 run (Alleman kick) (3rd, 10:37)
LSU – Hilliard 8 pass from Jordan Jefferson (Alleman kick) (3rd, 3:45)

4th Quarter

LSU – Alfred Blue 48 run (Alleman kick) (4th, 6:17)
LSU – Morris Claiborne 45 interception return (4th, 4:21)

INDIVIDUAL STATISTICAL LEADERS

RUSHING: Georgia-Malcome 5-37; Thomas 7-28; Crowell 10-15. LSU-Blue 8-94-1 TD; Hilliard 8-72-2 TDs; Ford 6-34; Ware 6-13.

PASSING: Georgia-Murray 16-of-40, 163 yards, 1 TD, 2 INT; Mason 4-of-11, 55 yards; 0 TD, 0 INT. LSU-Jefferson 5-of-13, 30 yards, 1 TD, 0 INT.

RECEIVING: Georgia-Charles 4-42; Mitchell 4-32; King 3-59; Conley 3-40. LSU-Randle 2-15; Ware 1-9; Hilliard 1-8-1 TD.

DEFENSE: Georgia-Ogletree 6 TT (5-1), 1 Sack; Williams 5 TT (4-1); Rambo 5 TT (4-1). LSU-Reid 7 TT (5-2); Brockers 6 TT (6-0), 2 TFL, 1 FF, 1 PBU; Minter 6 TT (4-2), 1 PBU.

2010 SEC CHAMPIONSHIP GAME AUBURN 56, SOUTH CAROLINA 17



Cam Newton left nothing to chance. He ran and passed the Auburn Tigers to a shot at the national championship they were denied six years ago, and he might as well start working on that Heisman pose, too.

Newton passed for a career-high 335 yards and four touchdowns, plus ran for a pair of TDs in an MVP performance that led Auburn to the Southeastern Conference championship with a 56-17 rout of Steve Spurrier and South Carolina on Saturday.

The Tigers, who came into the day sitting atop the Bowl Championship Series standings, must wait 24 hours before getting the official word, but it’s nothing more than a formality: They’ll be playing Oregon for the national title on Jan. 10 in Glendale, Ariz.

Hard to imagine the Heisman vote even being close after the 6-foot-6, 250-pound junior followed Tim Tebow as only the second player in the history of the top division to run AND pass for 20 touchdowns in a season. He slipped away from defenders with his surprising quickness, buying extra time to throw. He broke tackles with his power, not at all shocking given that he outweighed all three of South Carolina’s starting linebackers by at least 25 pounds.

Or he just ran right over ‘em. Newton guided the Tigers (13-0) to touchdowns on their first three possessions, though South Carolina (9-4) was in the game as halftime approached. Trailing only 21-14, the Gamecocks simply had to knock down Newton’s last-gasp pass on the final play before the break.

They couldn’t even do that. Newton heaved one up and DeVonte Holloman, standing in front of Terrell Zachery, leaped to tip it away. But the deflected ball went right to Darvin Adams for an improbable 51-yard touchdown that changed the complexion of the game. After South Carolina missed a field goal on the first possession of the second half, it was all Tigers.

The Tigers set an SEC championship game record for scoring and piled up 589 yards. Newton had a hand in 408 of them, breaking his previous best of 317 yards passing against Chattanooga and leading Auburn in rushing with 14 carries for 73 yards. Despite two big drops, Adams set another SEC championship record with 217 yards on seven receptions.

SCORING SUMMARY

Auburn	21	7	14	14	=	56
South Carolina	7	7	0	3	=	17

1st Quarter

13:20 AU - Onterio McCalebb 12 yd pass from Cam Newton (Wes Byrum kick), AU 7 - SC 0
09:53 SC - Patrick DiMarco 25 yd pass from Stephen Garcia (Spencer Lanning kick), AU 7 - SC 7

05:31 AU - Cam Newton 5 yd run (Wes Byrum kick), AU 14 - SC 7

02:09 AU - Darwin Adams 54 yd pass from Cam Newton (Wes Byrum kick), AU 21 - SC 7

2nd Quarter

00:16 SC - Alshon Jeffery 1 yd pass from Stephen Garcia (Spencer Lanning kick), AU 21 - SC 14

00:00 AU - Darwin Adams 51 yd pass from Cam Newton (Wes Byrum kick), AU 28 - SC 14

3rd Quarter

07:56 AU - Cam Newton 1 yd run (Wes Byrum kick), AU 35 - SC 14

07:23 AU - T'Sharvan Bell 10 yd interception return (Wes Byrum kick), AU 42 - SC 14

4th Quarter

11:14 AU - Emory Blake 7 yd pass from Cam Newton (Wes Byrum kick), AU 49 - SC 14

07:48 SC - Spencer Lanning 33 yd field goal, AU 49 - SC 17

02:22 AU - Mario Fannin 6 yd run (Wes Byrum kick), AU 56 - SC 17

INDIVIDUAL STATISTICAL LEADERS

RUSHING: Auburn-Cam Newton 14-73; Michael Dyer 14-64; Barrett Trotter 2-37; Onterio McCalebb 3-30; Mario Fannin 6-28; Terrell Zachery 1-3; Kodi Burns 2-3. South Carolina-M. Lattimore 16-84; Connor Shaw 6-49; Stephen Garcia 7-18; Brian Maddox 1-5.

PASSING: Auburn-Cam Newton 17-28-0-335; Barrett Trotter 1-1-0-16. South Carolina-Stephen Garcia 16-28-2-170; Connor Shaw 4-5-0-23.

RECEIVING: Auburn-Darvin Adams 7-217; Emory Blake 5-63; Eric Smith 2-23; Phillip Lutzenkirchen 1-18; Derek Winter 1-16; Onterio McCalebb 1-12; Terrell Zachery 1-2. South Carolina-Alshon Jeffery 4-36; M. Lattimore 3-36; Tori Gurley 3-32; D.L. Moore 3-30; Ace Sanders 3-9; Patrick DiMarco 2-38; Mike Triglia 1-9; Kenny Miles 1-3.

INTERCEPTIONS: Auburn-T'Sharvan Bell 1-10; Daren Bates 1-0. South Carolina-None.

FUMBLES: Auburn-Cam Newton 1-1. South Carolina-None.

2009 SEC CHAMPIONSHIP GAME ALABAMA 32, FLORIDA 13



The No. 2 Alabama Crimson Tide won its 22nd Southeastern Conference Championship by beating No. 1 Florida, 32-13 with a balanced attack that gave the Tide its first league title since 1999. Alabama is now 13-0 on the season while the Gators fell to 12-1.

It marked the first time in the history of the SEC Championship Game that both teams came in undefeated.

"Our entire team played great. Greg [McElroy] played great. Mark [Ingram] played great. Julio [Jones] played great," Alabama head coach Nick Saban said. "Really, most of the credit goes to our guys up front on the offensive line. This is a great win for our program."

Alabama amassed 490 yards of total offense against a Florida defense that had been limiting its opponents to an average of 230 yards per game this season.

Junior quarterback Greg McElroy, who threw for 239 yards and a touchdown on 12 completions, was named the game's most valuable player.

"It's been such an incredible season," McElroy said. "We started the season here (in the Georgia Dome) with a win and were able to win a championship today. I can't say enough about my offensive line, (and) we have the greatest coaching staff in the country."

Sophomore running back Mark Ingram rushed for 113 yards on 28 carries including three rushing touchdowns. He is now the Tide's all-time single-season rushing leader with 1,542, surpassing Bobby Humphrey's 1986 record of 1,471 and becomes the first Alabama rusher to go over 1,500 yards in a season. His three touchdowns tied an SEC Championship Game record. Ingram also caught two passes for 76 yards.

Sophomore Marquis Maze led the Crimson Tide receivers with five catches for 96 yards.

Sophomore Mark Barron, junior Kareem Jackson and senior Rolando McClain led the Crimson Tide defense with seven, six and five tackles, respectively.

Alabama has now won an SEC title in every decade since winning the league's first title in 1933. The Tide's 22 championships ranks first in SEC history.

SCORING SUMMARY

Florida	3	10	0	0	=	13
Alabama	9	10	7	6	=	32

1st: 10:37 UA - Leigh Tiffin 48 yd field goal, 9-47 4:23, UF 0 - UA 3

05:33 UA - Mark Ingram 7 yd run (Leigh Tiffin kick failed), 8-76 3:56, UF 0 - UA 9

00:28 UF - C. Sturgis 48 yd field goal, 12-56 5:05, UF 3 - UA 9

2nd: 06:03 UA - Leigh Tiffin 34 yd field goal, 12-68 5:47, UF 3 - UA 12

04:31 UF - D. Nelson 23 yd pass from T. Tebow (C. Sturgis kick), 4-70 1:32, UF 10 - UA 12

03:32 UA - Mark Ingram 3 yd run (Leigh Tiffin kick), 2-72 0:59, UF 10 - UA 19

01:18 UF - C. Sturgis 32 yd field goal, 5-65 2:14, UF 13 - UA 19

3rd: 09:53 UA - Colin Peek 17 yd pass from Greg McElroy (Leigh Tiffin kick), 5-74 2:48, UF 13 - UA 26

4th: 13:49 UA - Mark Ingram 1 yd run (Greg McElroy pass failed), 17-88 8:47, UF 13 - UA 32

INDIVIDUAL LEADERS

RUSHING: Florida-T. Tebow 10-63; B. James 1-9; J. Demps 1-9; C. Rainey 2-7. Alabama-Mark Ingram 28-113; T. Richardson 11-80; Roy Upchurch 7-57; Greg McElroy 4-10; Team 3-minus 9.

PASSING: Florida-T. Tebow 20-35-1-247. Alabama-Greg McElroy 12-18-0-239.

RECEIVING: Florida-A. Hernandez 8-85; D. Nelson 4-53; R. Cooper 3-77; D. Thompson 2-22; B. James 1-9; O. Hines 1-4; E. Moody 1-minus 3. Alabama-Marquis Maze 5-96; Colin Peek 3-39; Mark Ingram 2-76; Julio Jones 2-28.

INTERCEPTIONS: Florida-None. Alabama-Javier Arenas 1-0.

FUMBLES: Florida-None. Alabama-Team 1-0.

2008 SEC CHAMPIONSHIP GAME FLORIDA 31, ALABAMA 20



Eastern Division champion Florida used two fourth quarter touchdowns to erase a 20-17 deficit to defeat Western Division Alabama, 31-20, in the 17th SEC Football Championship Game, held Dec. 6 at the Georgia Dome in Atlanta. It marked the first time in SEC history two teams ranked No. 1 and No. 2 in the polls met head-to-head on the field.

A Georgia Dome record crowd of 75,892 was on hand as the two teams traded leads through the first three quarters.

Florida QB Tim Tebow was voted the game's Most Valuable Player. The Jacksonville, Fla., junior completed 14-of-22 passes for 216 yards and three touchdowns and also led the Gators in rushing with 57 yards on 17 carries. Tebow's five-yard TD pass to Riley Cooper with 2:50 left in the game gave the Gators the security of the win.

Florida came out of the gate first, with Tebow hitting Carl Moore with a three-yard TD pass at the 8:17 mark of the first quarter, giving the Gators a 7-0 lead. Alabama answered with a Glen Coffee 18-yard TD run on the next drive. The Tide followed that up with a Leigh Tiffin 30-yard field goal for a 10-7 end of first quarter lead.

The Gators bounced back. Jonathan Phillips hit a 19-yard field goal to tie the score, 10-10. With 2:59 left in the first half, Tebow found David Nelson for a five-yard TD strike and Florida went into the locker room with a 17-10 lead.

Alabama controlled the ball for much of the third quarter. The Tide engineered a 15-play, 91-yard drive on its opening possession of the half. It was capped by Mark Ingram's 2-yard TD run to tie the score, 17-17. With eight seconds left in the third quarter, Tiffin connected on a 27-yard field goal to give Alabama a 20-17 lead.

Florida took the lead for good with 9:21 left in regulation. Jeff Demps scored from the one-yard line to give the Gators a 24-20 lead. Florida's defense held the Tide on its next drive and Tebow hit Cooper for the final margin, 31-20.

SCORING SUMMARY

Alabama	10	0	10	0	=	20
Florida	7	10	0	14	=	31

UF - Carl Moore 3 pass from Tim Tebow (Jonathan Phillips kick) (1st, 8:17)

UA - Glen Coffee 18 run (Leigh Tiffin kick) (1st, 7:23)

UA - Tiffin 30 FG (1st, 3:28)

UF - Phillips 19 FG (2nd, 8:59)

UF - David Nelson 5 pass from Tebow (Phillips kick) (2nd, 2:59)

UA - Mark Ingram 2 run (Tiffin kick) (3rd, 6:20)

UA - Tiffin 27 FG (3rd, 0:08)

UF - Jeff Demps 1 run (Phillips kick) (4th, 9:21)

UF - Riley Cooper 5 pass from Tebow (Phillips kick) (4th, 2:50)

INDIVIDUAL LEADERS

Rushing: ALABAMA: Coffee 21-112-1 TD; Ingram 8-21-1. FLORIDA: Tebow 17-57-0; Demps 14-53-1; Moody 4-23-0.

Passing: ALABAMA: Wilson 12-25-1, 187 yards, 0 TD. FLORIDA: Tebow 14-22-0, 216, 3 TDs.

Receiving: ALABAMA: Jones 5-124-0 TD, Walker 3-37-0, Hanks 3-19. FLORIDA: Murphy 4-86-0, Hernandez 3-43-0, Nelson 3-27-1 TD; Cooper 2-56-1 TD.

Tackles: ALABAMA: McClain 7 UT-2 AT=9 TT, R. Johnson 7-2=9, Woodall 6-2=8. FLORIDA: Haden 6-2=8; Spikes 5-2=7; Black 4-3=7.

2007 SEC CHAMPIONSHIP GAME LSU 21, TENNESSEE 14



Ryan Perrilloux and the fifth-ranked Tigers beat No. 14 Tennessee 21-14 - victory and suddenly was playing for the national title. Jonathan Zenon scored on an 18-yard interception return with 9:54 left to rally LSU (11-2) from a 14-13 deficit, then Darry Beck with picked off another pass by Erik Ainge deep in Tigers territory to seal it.

The Vols led 7-6 at halftime. The game shaded toward the Tigers' side in the second half, with Perrilloux starring in place of injured Matt Flynn.

For a while, it looked as if Tennessee safety Eric Berry might be the star of the game. He made a pair of plays in the third quarter that helped Tennessee take a 14-13 lead and preserve it. Berry recovered a fumble by NCAA sprint star Trindon Holliday that set up Ainge's 6-yard TD pass to Josh Briscoe for a 14-13 edge and later intercepted Perrilloux's pass.

SCORING SUMMARY

Tennessee	7	0	7	0	=	14
LSU	6	0	7	8	=	21

1st: 12:00 UT - Chris Brown 11 yd pass from Erik Ainge (Daniel Lincoln kick)

Scoring Drive: 6 plays, 62 yards, TOP 3:00, UT 7 - LS 0

8:29 LS - Colt David 30 yd field goal

Scoring Drive: 10 plays, 63 yards, TOP 3:31, UT 7 - LS 3

3:07 LS - Colt David 30 yd field goal

Scoring Drive: 9 plays, 58 yards, TOP 3:57, UT 7 - LS 6

2nd: No Scoring

3rd: 11:52 LS - Demetrius Byrd 27 yd pass from Ryan Perrilloux (Colt David kick)

Scoring Drive: 6 plays, 76 yards, TOP 3:08, UT 7 - LS 13

3:09 UT - Josh Briscoe 6 yd pass from Erik Ainge (Daniel Lincoln kick)

Scoring Drive: 9 plays, 66 yards, TOP 3:40, UT 14 - LS 13

4th: 9:54 LS - Jonathan Zenon 18 yd interception return (Ryan Perrilloux rush), UT 14 - LS 21

INDIVIDUAL LEADERS

Rushing: Tennessee: Foster 21-55-0 TD; Jones 2-39-0. LSU: Hester 23-120-0; Holliday 6-58-0; Williams 5-34-0.

Passing: Tennessee: Ainge 20-40-2, 249, 2 TDs. LSU: Perrilloux 20-30-1, 243, 1 TD.

Receiving: Tennessee: Briscoe 8-79-1 TD; five with 2 catches each. LSU: Doucet 5-29-0; Byrd 4-72-1 TD; LaFell 3-65-0.

Tackles: Tennessee: Mayo 8-7=15; Hefney 6-4=10. LSU: Steltz 5-3=8; Highsmith 3-4=7.

2006 SEC CHAMPIONSHIP GAME FLORIDA 38, ARKANSAS 28



The fourth-ranked University of Florida got second-half touchdowns on a muffed punt, a 67-yard run and a pass from a wide receiver en route to defeating No. 8 Arkansas, 38-28, to win its seventh SEC title.

With UF trailing 21-17 late in the third quarter, Arkansas sophomore Reggie Fish fumbled a punt inside the Razorbacks' five-yard line, allowing freshman cornerback Wondy Pierre-Louis to pounce on the ball in the endzone for a touchdown that gave Florida a 24-21 lead. After the Gator defense forced an Arkansas punt, freshman wide receiver Percy Harvin took off on a career-long 67-yard touchdown run on Florida's first play of the fourth quarter, widening the lead to 31-21.

SCORING SUMMARY

Arkansas	0	7	14	7	=	28
Florida	3	14	7	14	=	38

1st: 06:10 UF - C. Hetland 33 yd field goal; 6 plays, 47 yards, TOP 2:25, AR 0 - UF 3

2nd: 08:54 UF - C. Leak 9 yd run (C. Hetland kick); 1 play, 9 yards, TOP 0:29, AR 0 - UF 10

04:02 UF - P. Harvin 37 yd pass from C. Leak (C. Hetland kick); 8 plays, 74 yards, TOP 3:23, AR 0 - UF 17

01:55 AR - Marcus Monk 48 yd pass from Casey Dick (Jeremy Davis kick); 3 plays, 66 yards, TOP 2:07, AR 7 - UF 17

3rd: 12:06 AR - Felix Jones 2 yd pass from Darren McFadden (Jeremy Davis kick); 7 plays, 32 yards, TOP 2:18, AR 14 - UF 17

08:33 AR - A. Robinson 40 yd interception return (Jeremy Davis kick); AR 21 - UF 17

03:47 UF - W. Pierre-Louis 0 yd fumble recovery (C. Hetland kick); AR 21 - UF 24

4th: 14:22 UF - P. Harvin 67 yd run (C. Hetland kick); 1 play, 67 yards, TOP 0:30, AR 21 - UF 31

12:29 AR - Felix Jones 29 yd pass from C. Washington (Jeremy Davis kick); 4 plays, 63 yards, TOP 1:53, AR 28 - UF 31

09:04 UF - T. Casey 5 yd pass from A. Caldwell (C. Hetland kick); 8 plays, 80 yards, TOP 3:25, AR 28 - UF 38

INDIVIDUAL LEADERS

Rushing: ARK - Darren McFadden 21-73; Felix Jones 13-57; Mitch Mustain 1-2. FLA - Percy Harvin 6-105-1TD; K. Moore 3-32; Tim Tebow 8-32.

Passing: ARK - Casey Dick 10-22-2, 148 yards, 1 TD; D. McFadden 1-3-0, 2 yards, 1 TD; FLA - Chris Leak 16-30-2, 189 yards, 1 TD; A. Caldwell 1-1-0, 5 yards, 1 TD.

Receiving: ARK - Marcus Monk 3-69-1 TDs; Felix Jones 2-31; Darren McFadden 2-27. FLA - C. Ingram 6-71; P. Harvin 5-62-1TD; A. Caldwell 3-31.

Tackles: ARK - Randy Kelly 9-3=12 (1 TFL -8); John Johnson 5-2=7; Sam Olajubutu 4-2=6. FLA - B. Siler 9-3=12; E. Everett 3-3=6; D. Munroe 3-3=6 (1 TFL -2)

2005 SEC CHAMPIONSHIP GAME GEORGIA 34, LSU 14



D.J. Shockley threw two touchdown passes to Sean Bailey, and Bryan McClendon set up another score with a blocked punt as Georgia won its second Southeastern Conference championship in four years with a 34-14 victory over LSU.

Georgia took control early, scoring two touchdowns before the game was nine minutes old.

LSU closed the gap to 14-7 early in the second period on JaMarcus Russell's 1-yard dive, but that was the Tigers' last hurrah. McClendon charged through the line to block Chris Jackson's punt, giving Georgia another prime scoring chance at the LSU 15.

On third-and-2, Shockley took off running when the pocket collapsed, breaking an attempted tackle for a 7-yard touchdown.

Shockley rushed for a touchdown and passing for two others.

SCORING SUMMARY

Georgia	14	7	3	10	=	34
LSU	0	7	0	7	=	14

UGA - Sean Bailey 45 pass from D.J. Shockley (Brandon Coutu kick), 1st Q (10:19) (1-45-0:08) [UGA 7-0]

UGA - Sean Bailey 29 pass from D.J. Shockley (Brandon Coutu kick), 1st Q (6:12) (6-51-2:34) [UGA 14-0]

LSU - JaMarcus Russell 1 run (Colt David kick), 2nd Q (13:53) (14-80-7:19) [UGA 14-7]

UGA - D.J. Shockley 7 run (Brandon Coutu kick), 2nd Q (8:23) (3-15-1:21) [UGA 21-7]

UGA - Brandon Coutu 22 FG, 3rd Q (9:52) (10-62-3:50) [UGA 24-7]

UGA - Brandon Coutu 51 FG, 4th Q (14:40) (11-40-5:35) [UGA 27-7]

UGA - Tim Jennings 15 interception return (Brandon Coutu kick), 4th Q (14:18) [UGA 34-7]

LSU - Dwayne Bowe 19 pass from Matt Flynn (Colt David kick), 4th Q (5:38) [UGA 34-14]

INDIVIDUAL LEADERS

Rushing: UGA - Thomas Brown 14-62; Kregg Lumpkin 13-38; Danny Ware 8-28; D.J. Shockley 7-10-1 TD. LSU - Shyrone Carey 10-43; Skyler Green 2-26; Justin Vincent 8-15; Joseph Addai 2-7.

Passing: UGA - D.J. Shockley 12-6-0, 112 yards, 2 TDs. LSU - JaMarcus Russell 19-11-1, 120 yards, 0 TDs; Matt Flynn 11-3-1, 36 yards, 1 TD.

Receiving: UGA - Sean Bailey 2-74-2 TDs; Mohamed Massaquoi 2-15. LSU - Dwayne Bowe 5-74-1 TD; David Jones 2-28; Shyrone Carey 2-18.

Tackles: UGA - Jarvis Jackson 6-2=8 (1 TFL -3); Tony Taylor 5-1=6; Tim Jennings 5-1-6 (2 TFL -14, 1 INT, 1 Sack -12); Greg Blue 4-2=6. LSU - Craig Steltz 6-2=8; Melvin Oliver 5-2-7; LaRon Landry 4-2=6 (1 TFL -3).

2004 SEC CHAMPIONSHIP GAME AUBURN 38, TENNESSEE 28



Auburn continued its perfect season with a 38-28 win over Tennessee in the 2004 SEC Championship Game.

Auburn won its first-ever SEC Football Championship Game in the process.

Auburn's Jason Campbell completed 27-of-35 passes for 374 yards with 3 TDs and an interception. He also had 57 yards rushing on 13 carries.

The Tigers got off to a quick start, converting touchdowns on a fumble recovery by Cole Bennett in the end zone and a Carnell Williams five-yard run in the first quarter to give Auburn a 14-0 lead. The two teams traded touchdowns the remainder of the first half and the Tigers went into the locker room with a 21-7 lead.

Tennessee got back into the game quickly in the second half. Rick Clausen hit Robert Meachem with a 17-yard TD pass and on the Vols' next drive, Gerald Riggs rushed for an 80-yard TD to tie the score at 21-21.

The Tigers, on their possession with a 53-yard TD pass to Devin Aromashodu on Auburn's next drive to make the score 28-21.

With Auburn leading 31-28 midway through the fourth quarter, Campbell put the game out of reach for the Tigers with a 43-yard TD pass to Ben Obomanu.

SCORING SUMMARY

Auburn	14	7	7	10	=	38
Tennessee	7	0	14	7	=	28

AU - Cole Bennett 0 yard fumble recovery (John Vaughn kick), 1st Q (13:24)

AU - Carnell Williams 5 run (Vaughn kick), 1st Q (8:35)

UT - Cedric Houston 2 run (James Wilhoit kick), 1st Q (0:00)

AU - Courtney Taylor 4 pass from Jason Campbell (Vaughn kick), 2nd Q (9:15)

UT - Robert Meachem 17 pass from Rick Clausen (Wilhoit kick), 3rd Q (9:39)

UT - Gerald Riggs 80 run (Wilhoit kick), 3rd Q (6:05)

AU - Devin Aromashodu 53 pass from Campbell (Vaughn kick), 3rd Q (3:45)

AU - Vaughn 22 FG, 4th (11:46)

UT - Riggs 9 run (Wilhoit kick), 4th (10:07)

AU - Ben Obomanu 43 pass from Campbell (Vaughn kick), 4th (6:56)

INDIVIDUAL LEADERS

Rushing: AU - Williams 19-100-1 TD; Campbell 13-57; Brown 16-50. UT - Riggs 11-182-2 TDs; Houston 11-37-1 TD.

Passing: AU - Campbell 35-27-1, 374 yards; 3 TDs. UT - Clausen 20-8-0, 69 yards; 1 TD.

Receiving: AU - Taylor 6-111-1 TD; Obomanu 6-93-1 TD; R. Brown 6-55. UT - T. Brown 3-28; Anderson 2-11.

Tackles: AU - Williams 7-1-8 TT; Graves 2-3-5 TT; Jackson 1-4-5 TT. UT - Gaither 15-3-18 TT; Burnett 10-3-13 TT.

2003 SEC CHAMPIONSHIP GAME LSU 34, GEORGIA 13



LSU won the SEC championship, defeating Georgia, 34-13, in front of 74,913 fans at the Georgia Dome.

The Tigers' Justin Vincent became the first freshman to be named Most Valuable Player in the SEC Championship Game.

Vincent rushed for an SEC Championship Game-record 201 yards on 18 carries and two TDs.

LSU got on the scoreboard first on Vincent's 87-yard TD run with 4:49 left in the first quarter. The jaunt was the longest rush in SEC Championship Game history. On the ensuing Georgia drive, the Tigers tackled Bulldog punter Gordon Ely-Kelso in the endzone to add to the LSU advantage, 8-0.

Early in the second quarter, Matt Mauck and Michael Clayton connected on a 43-yard TD pass and on LSU's next drive, Rayn Gaudet added a 35-yard field goal to put the Tigers ahead, 17-0.

Georgia closed the gap to 11 with two field goals by Billy Bennett. In the third quarter, Bennett's 49-yard field goal pulled the Bulldogs within a 17-6 deficit.

On Georgia's next drive, Tiger LB Lionel Turner intercepted a David Greene pass and returned it 18 yards for a TD to give the Tigers a 24-6 lead in the third quarter.

On Georgia's next drive, Greene made amends by hitting TE Ben Watson on an 18-yard TD pass pulling the Bulldogs to within a 24-13 margin.

Vincent's 3-yard run put the finishing touches on a 9-play, 78-yard drive that gave the Tigers a 31-13 lead. Gaudet added a 22-yard field goal later in the quarter to make the final score, 34-13.

SCORING SUMMARY

Georgia	0	3	10	0	=	13
LSU	8	9	7	10	=	34

LSU - Vincent 87 run (Jackson kick failed), 4:49 (1st)

LSU - Team Safety, 3:11 (1st)

LSU - Clayton 43 pass from Mauck (Jackson kick blocked), 14:51 (2nd)

LSU - Gaudet 35 FG, 9:37 (2nd)

UGA - Bennett 51 FG, 6:38 (2nd)

UGA - Bennett 49 FG, 7:46 (3rd)

LSU - Turner 18 interception return (Gaudet kick), 4:17 (3rd)

UGA - Watson 18 pass from Greene (Bennett kick), 3:40 (3rd)

LSU - Vincent 3 run (Gaudet kick), 14:54 (4th)

LSU - Gaudet 22 FG, 7:12 (4th)

INDIVIDUAL LEADERS

Rushing: UGA - Lumpkin (7-54); Brown (1-35); Cooper (9-14). LSU - Vincent (18-201-2 TD); Addai (8-60); Broussard (11-47).

Passing: UGA - Greene (17-41-3, 199; 1 TD); LSU - Mauck (14-22-1, 151; 1 TD).

Receiving: UGA - Watson (4-86-1 TD); Gibson (3-19). LSU - Clayton (5-81-1 TD); Henderson (4-47); Green (3-11).

Tackles: UGA - Davis (5-6-11); Thurman (4-7-11); Blue (4-5-9); Jones (3-6-9); LSU - Daniels (5-1-6); Alexander (3-3-6); Turner (1-5-6).

2002 SEC CHAMPIONSHIP GAME GEORGIA 30, ARKANSAS 3



Georgia won its first Southeastern Conference Championship in 20 years, defeating Arkansas 30-3.

The Bulldogs scored on their first five possessions for a 23-0 half-time lead.

Musa Smith rushed for 106 yards and two touchdowns. David Greene threw for 237 yards. Terrence Edwards had seven catches for 92 yards, becoming the SEC's career leader in receiving yards.

The game belonged to Georgia right from the start. At the end of the game's first offensive drive, Georgia's Decory Bryant blocked Richie Butler's punt. Thomas Davis scooped up the loose ball and ran to the Arkansas 2.

After Bryant's play, Smith powered into the end zone standing up to put Georgia ahead 7-0.

On Georgia's second offensive drive, Greene threw an 18-yard pass to Edwards and a 22-yarder to J.T. Wall, then Smith finished off the drive with a 17-yard touchdown run.

Georgia's next three possessions ended with field goals by Billy Bennett, who connected from 29, 42 and 39 yards to provide a comfortable margin at halftime.

SCORING SUMMARY

Arkansas	0	0	3	0	=	3
Georgia	17	6	0	7	=	30

UGA - Smith 2 run (Bennett kick), 11:58 (1st)

UGA - Smith 17 run (Bennett kick), 8:49 (1st)

UGA - Bennett 29 FG, 3:54 (1st)

UGA - Bennett 42 FG, 12:10 (2nd)

UGA - Bennett 39 FG, 6:24 (2nd)

UA - Carlton 27 FG, 0:52 (3rd)

UGA - Watson 20 pass from Greene (Bennett kick), 12:08 (4th)

INDIVIDUAL LEADERS

Rushing: UA - Talley (17-51); Howard (3-14); UGA - Smith (19-106-2 TDs); Greene (4-17).

Passing: UA - Jones (9-17-0, 60 yards, 0 TD); UGA - Greene (17-29-0, 237 yards, 1 TD).

Receiving: UA - Smith (5-36); Birmingham (2-12); UGA - Edwards (7-92); Gibson (5-93).

Tackles: UA - Hamlin 7 (7-0); Miller 7 (5-2); Osborne 7 (3-4); UGA - Bailey 6 (3-3); Gilbert 5 (5-0); Clemons 5 (2-3).

2001 SEC CHAMPIONSHIP GAME LSU 31, TENNESSEE 20



LSU, in its first appearance in the SEC Championship Game, won its first conference title since 1986.

Trailing 17-16 entering the fourth quarter, LSU was directed on two touchdown drives by backup QB Matt Mauck, who entered the game for the injured Rohan Davey in the first half. Mauck scored his second rushing touchdown of the game on the second play of the fourth quarter from 13 yards out, and after a successful two-point conversion, put the Tigers ahead to stay, 24-17.

LSU put the game out of reach late in the fourth quarter on a one-yard TD run by Domanick Davis to make the final margin, 31-20.

Mauck directed the Tigers to the game's first touchdown, capping it with a four-yard TD run to put LSU ahead, 7-0.

Tennessee then scored 17 unanswered points in the second quarter, including two passing TDs from quarterback Casey Clausen. The first was a 31-yard pass to Kelley Washington and second was a three-yard pass to Troy Fleming. LSU's John Corbello broke the Vol scoring string with a 45-yard field goal with just 29 seconds left in the first half.

Corbello added two field goals in the third quarter, which closed the Vol lead to 17-16 by quarter's end.

SCORING SUMMARY

Tennessee	0	17	0	3	=	20
LSU	7	3	6	15	=	31

LSU - Mauck 4 run (Corbello kick), 8:14 (1st)
 UT - Washington 31 pass from Clausen (Walls kick), 9:04 (2nd)
 UT - Fleming 3 pass from Clausen (Walls kick), 6:18 (2nd)
 UT - Walls 51 FG, 3:52 (2nd)
 LSU - Corbello 45 FG, 0:29 (2nd)
 LSU - Corbello 47 FG, 11:51 (3rd)
 LSU - Corbello 45 FG, 2:45 (3rd)
 LSU - Mauck 13 run (Reed from Mauck), 14:20 (4th)
 UT - Walls 21 FG, 9:55 (4th)
 LSU - Davis 1 run (Corbello kick), 2:26 (4th)

INDIVIDUAL LEADERS

Rushing: UT - Stephens (14-37); LSU - Davis (16-78-1 TD); Mauck (12-43-2 TDs).
Passing: UT - Clausen (27-43-0; 332 yards; 2 TDs); LSU - Davey (9-20-0, 84 yards; 0 TD; Mauck (5-15-0; 67 yards; 0 TD).
Receiving: UT - Washington (9-140-1 TD); Stallworth (7-96); Witten (3-40); LSU - Reed (4-60); Clayton (4-54).
Tackles: UT - Moore (7-1=8); Whiteside (5-0=5); Stevenson (4-1=5); Battle (5-0=5); LSU - B. James (9-1=10); Gay (5-1=6); D. James (4-0=4); Faulk (3-1=4).

2000 SEC CHAMPIONSHIP GAME FLORIDA 28, AUBURN 6



Rex Grossman completed 17 of 26 passes for 238 yards for the Gators while UF running back Earnest Graham set an SEC Championship Game record with 169 rushing yards on 19 carries.

The Gators went out to a 14-0 lead in the first quarter. Grossman's 10-yard TD strike to Reche Caldwell with 13:09 left in the first quarter put the Gators ahead to stay, 7-0. Another Grossman to Caldwell strike, for 66 yards, added to the score in the first quarter.

Florida added to its lead midway through the second quarter. Grossman hit fresh man Jabar Gaffney on a 27-yard TD strike to make the score 21-0.

Auburn got on the scoreboard late in the second quarter on a 44-yard field goal by Damon Duval with no time left.

The Tigers also got on the scoreboard first in the second half on a 21-yard field goal with 9:43 left in the third quarter, making the score 21-6.

On the game's following drive, the Gators put the game out of reach. Grossman led Florida on an 11-play, 80-yard drive that took 4:26 off the clock. The drive ended on a 12-yard pass from Grossman to Brian Haugabrook putting the Gators ahead, 28-6.

Tiger QB Ben Leard had to leave the game with an injury in the third quarter. Leard completed 17 of 33 passes for 158 yards.

The Gator defense played a big role in the win as it held SEC Player of the Year Rudi Johnson to just 47 yards rushing on 17 carries.

SCORING SUMMARY

Florida	14	7	7	0	=	28
Auburn	0	3	3	0	=	6

UF - Caldwell 10 pass from Grossman (Chandler kick), 13:09 (1st)
 UF - Caldwell 66 pass from Grossman (Chandler kick), 2:42 (1st)
 UF - Gaffney 27 pass from Grossman (Chandler kick), 8:19 (2nd)
 AU - Duval 44 FG, 0:00 (2nd)
 AU - Duval 21 FG, 9:43 (2nd)
 UF - Haugabrook 12 pass from Grossman (Chandler kick), 5:17 (3rd)

INDIVIDUAL LEADERS

Rushing: UF - Graham (19-169); Gillespie (11-45); AU - Evans (8-69); Johnson (17-47).
Passing: UF - Grossman (17-26-1; 238 yds., 4 TDs); AU - Leard (17-30-1; 158 yds., 0 TD).
Receiving: UF - Gaffney (5-84-1 TD); Caldwell (3-91-2 TD); AU - Evans (4-45); Diamond (4-42).
Tackles: UF - Hardmon 6 (6-0); Brown 5 (5-0); AU - Thomas 11 (9-2).

1999 SEC CHAMPIONSHIP GAME ALABAMA 34, FLORIDA 7



Alabama broke open a close game in the fourth quarter, outscoring Florida 19-0 in the final stanza.

Two big plays in the fourth quarter led directly to 13 Crimson Tide points. With 11:54 left in the contest, Freddie Milons scored on a 77-yard run and 18 seconds later, Alabama's Reggie Grimes scored from 38-yards on an interception return. The score went from 15-7 at the beginning of the fourth quarter to 28-7 with 11:36 left in the contest.

Florida got on the scoreboard first, on a 3-yard pass from Earnest Graham to Erron Kinney, in the game's first possession. The Alabama defense would allow Florida just 59 total offensive yards the rest of the way.

The Alabama defense intercepted four passes and kept the Florida offense from converting a third down in the contest. The Tide held the Gators to their lowest total offense, passing yards, pass completions and first down totals ever under head coach Steve Spurrier.

After the Gators got out to a 7-0 lead, Alabama used two Ryan Pflugner field goals of 29 and 48 yards to cut the margin to 7-6 with just 2:03 left in the first half.

Following an interception by Alabama's Marcus Spencer, the Crimson Tide took the lead five plays later on a 27-yard TD pass from Andrew Zow to Jason McAddley. Alabama went into the locker room ahead, 12-7.

SCORING SUMMARY

Florida	7	0	0	0	=	7
Alabama	0	12	3	19	=	34

UF - Kinney 3 pass from Graham (Chandler kick), 13:20 (1st)
 UA - Pflugner 29 FG, 11:03 (2nd)
 UA - Pflugner 48 FG, 2:03 (2nd)
 UA - McAddley 27 pass from Zow (pass failed), 00:30 (2nd)
 UA - Pflugner 49 FG, 3:12 (3rd)
 UA - Milons 77 run (Pflugner kick), 11:54 (4th)
 UA - Grimes 38 interception return (kick failed), 11:36 (4th)
 UA - Alexander 7 run (rush failed), 3:58 (4th)

INDIVIDUAL LEADERS

Rushing: UF - Graham (9-27); UA - Milons (6-116-1), Alexander (30-97-1).
Passing: UF - Palmer (7-20-3-80 yards); UA - Zow (10-17-0-134 yards-1 TD).
Receiving: UF - Jackson (3-49); UA - Carter (5-71); McAddley (4-46-1 TD).
Tackles: UF - Manuel (7-4=11); Dixon (6-4=10); UA - Merritt (4-0=4).

1998 SEC CHAMPIONSHIP GAME TENNESSEE 24, MISSISSIPPI STATE 14



Behind 14-10 midway through the fourth quarter, Tennessee scored two late touchdowns to hold off Mississippi State, 24-14.

The win by Tennessee enabled the Vols to stay undefeated for the season and participate in the National Championship Game at the Tostitos Fiesta Bowl.

Midway through the final quarter, MSU's Kevin Prentiss returned a punt 83 yards for a touchdown to put the Bulldogs ahead, 14-10.

On UT's following drive, QB Tee Martin drove the Vols down the field and hit WR Peerless Price with a 41-yard TD pass with 6:15 left to give Tennessee a 17-14 lead.

Miss. State fumbled on the first play of the next drive, giving the ball back to Tennessee at the MSU 26-yard line. On the next play Martin found Cedric Wilson for a 26-yard TD pass to give the Vols the final 24-14 margin.

SCORING SUMMARY

Mississippi State	7	0	0	7	=	14
Tennessee	0	10	0	14	=	24

MS - Bean 70 interception return (Hazelwood kick), :05 (1st)
 UT - Stephens 2 run (Hall kick), 9:32 (2nd)
 UT - Hall 31 FG, 5:09 (2nd)
 MS - Prentiss 83 punt return (Hazelwood kick), 8:43 (4th)
 UT - Price 41 pass from Martin (Hall kick), 6:15 (4th)
 UT - Wilson 26 pass from Martin (Hall kick), 5:47 (4th)

INDIVIDUAL LEADERS

Rushing: MS - Johnson (14-38); UT - Henry (26-120)
Passing: MS - Madkin (10-22-2, 84 yards); UT - Martin (15-32-1, 208 yards, 2 TDs)
Receiving: MS - Cooper (5-44); UT - Price (6-97), Copeland (5-76)
Tackles: MS - Campbell (10-2=12); UT - Walker (4-1=5)

1997 SEC CHAMPIONSHIP GAME TENNESSEE 30, AUBURN 29



Tennessee defeated Auburn, 30-29, in a game that went down to the line.

Before a Georgia Dome Sporting Event record crowd of 74,896, the Vols came from a 20-7 second quarter deficit to defeat the Tigers on Peyton Manning's 73-yard TD pass to Marcus Nash early in the fourth quarter.

A defensive struggle ensued and the Vols were off to the FedEx Orange Bowl to play for the Bowl Alliance.

The Vols got on the scoreboard first on a 40-yard TD pass from Manning to Peerless Price. However, that was all the scoring Tennessee could muster until a Jeff Hall 27-yard field goal midway through the second quarter.

In the meantime, Auburn accounted for 20 unanswered points, led by a 24-yard fumble return by Brad Ware and a 51-yard TD pass from Dameyune Craig to Tyrone Goodson. AU's Jaret Holmes also hit two field goals.

The two teams traded touchdowns midway through the third quarter. Behind 27-17, UT scored on a 46-yard pass from Manning to Price. On the PAT attempt, Auburn's Quinton Reese returned the blocked kick for a two-point conversion to score.

That set up the heroics on Nash's 73-yard TD reception from Manning and Hall's PAT that won the game for Tennessee.

SCORING SUMMARY

Tennessee	7	3	13	7	=	30
Auburn	13	7	9	0	=	29

UT - Price 40 pass from Manning (Hall kick); 12:41 (1st)
 AU - Holmes 30 FG; 10:25 (1st)
 AU - Ware 24 fumble return (Holmes kick); 5:36 (1st)
 AU - Holmes 48 FG; 1:27 (1st)
 AU - Goodson 51 pass from Craig (Holmes kick); 14:12 (2nd)
 UT - Hall 27 FG; 7:46 (2nd)
 UT - Copeland 5 pass from Manning (Hall kick); 11:56 (3rd)
 AU - Beasley 24 pass from Craig (Holmes kick); 6:14 (3rd)
 UT - Price 46 pass from Manning (kick blocked); 1:06 (3rd)
 AU - Reese PAT return; 1:06 (3rd)
 UT - Nash 73 pass from Manning (Hall kick); 11:14 (4th)

INDIVIDUAL LEADERS

Rushing: UT - Lewis (31-127); AU - Williams (6-8)
Passing: UT - Manning (25-43-2, 373 yards); AU - Craig (14-34-0, 262 yards)
Receiving: UT - Nash (9-126), Price (8-161); AU - Poor (3-98), Beasley (3-56)
Tackles: UT - Gaines (4-0=4); AU - Spikes (10-5=15)

1996 SEC CHAMPIONSHIP GAME FLORIDA 45, ALABAMA 30



Eastern Division champion Florida downed Western Division champion Alabama, 45-30.

The Gators, went on to the Nokia Sugar Bowl and claimed their first national championship.

Quarterback Danny Wuerffel threw for an SEC Championship Game record 401 yards and six touchdowns against a Crimson Tide defense that was ranked sixth in the nation in total defense coming into the contest.

Wuerffel's favorite target was wide receiver Reidel Anthony, who caught 11 aerials for 171 yards and three touchdowns - all three numbers were game records.

Alabama got on the scoreboard first on a 36-yard touchdown pass from Freddie Kitchens to Dennis Riddle. The Gators went on to score 24 straight points in building up a 24-14 halftime lead.

In the third quarter, the two teams traded touchdowns, including two long scoring plays. In the third quarter, Kitchens hit receiver Michael Vaughn with a 94-yard strike, the longest play from scrimmage in SEC Championship Game history. Within a minute, Wuerffel retaliated for the Gators, hitting Jacquize Green with a 85-yard touchdown pass.

SCORING SUMMARY

Alabama	7	7	14	2	=	30
Florida	6	18	14	7	=	45

UA - Riddle 36 pass from Kitchens (Brock kick); 8:52 (1st)
 UF - Hilliard 46 pass from Wuerffel (kick blocked); 3:11 (1st)
 UF - Anthony 21 pass from Wuerffel (Anthony pass from Wuerffel); 14:37 (2nd)
 UF - Williams 45 pass from Wuerffel (Cooper kick); 11:35 (2nd)
 UF - Cooper 35 FG; 7:39 (2nd)
 UA - Vaughn 8 pass from Kitchens (Brock kick); 0:29 (2nd)
 UA - Riddle 5 run (Brock kick); 9:12 (3rd)
 UF - Anthony 13 pass from Wuerffel (Cooper kick); 5:14 (3rd)
 UA - Vaughn 94 pass from Kitchens (Brock kick); 4:06 (3rd)
 UF - Green 85 pass from Wuerffel (Cooper kick); 3:09 (3rd)
 UF - Anthony 21 pass from Wuerffel (Cooper kick); 14:54 (4th)
 UA - Team Safety; 4:32 (4th)

INDIVIDUAL LEADERS

Rushing: UA - Riddle (17-42); UF - Taylor (13-83)
Passing: UA - Kitchens (19-45-1, 264 yards); UF - Wuerffel (20-35-2, 401 yards)
Receiving: UA - Riddle (6-82); UF - Anthony (11-171)
Tackles: UA - Sigler (4-3=7); UF - Bates (7-3=10)

1995 SEC CHAMPIONSHIP GAME FLORIDA 34, ARKANSAS 3



Florida defeated Western Division Champion Arkansas, 34-3.

The Gators, who went through the regular season undefeated, continued its dominance on this night. Florida out-gained the Razorbacks, 396-299, and committed no turnovers, while forcing Arkansas into four giveaways.

Arkansas got on the scoreboard first when Todd Latourette kicked a 36-yard field goal with 7:26 left in the first quarter. The Razorbacks were dealt some bad news on that drive, however. Sophomore running back Madre Hill, who finished third in the conference in rushing, was lost for the game with a knee injury.

The Gators took the ensuing kickoff and went 80 yards in seven plays, capped off when game MVP Danny Wuerffel connected with Chris Doering on a 22-yard touchdown pass. Florida would never look back.

The SEC's fourth title game attracted a television audience of over 25 million viewers. ABC's broadcast earned a 7.2 rating.

SCORING SUMMARY

Florida	14	3	14	3	=	34
Arkansas	3	0	0	0	=	3

AR - Lafourette 36 FG; 7:26 (1st)
 UF - Doering 22 from Wuerffel (Edmiston kick); 4:30 (1st)
 UF - Wuerffel 1 run (Edmiston kick); 1:25 (1st)
 UF - Edmiston 31 FG; 5:03 (2nd)
 UF - Hilliard 29 pass from Wuerffel (Edmiston kick); 8:26 (3rd)
 UF - Hanks 95 fumble return (Edmiston kick); 4:25 (3rd)
 UF - Edmiston 20 FG; 12:48 (4th)

INDIVIDUAL LEADERS

Rushing: UF - T. Jackson (11-62); AR - Johnson (20-71)
Passing: UF - Wuerffel (20-28-0, 276 yards); AR - Lunney (17-27-2; 170 yards)
Receiving: UF - Hilliard (7-125); AR - Meadors (7-74)
Tackles: UF - Hanks (6-3=9), Barnard (5-4=9), Wright (8-1=9); AR - Delco (6-4=10)

**1994 SEC CHAMPIONSHIP GAME
FLORIDA 24, ALABAMA 23**

Atlanta was the site of the 1994 SEC Football Championship, as a Georgia Dome record 74,751 watched Eastern Division Champion Florida capture its second straight conference crown with a 24-23 victory over Western Division Champion Alabama.

The Gators effectively moved the ball through the air, as Danny Wuerffel connected on 23 of 41 passes for 227 yards and a pair of touchdowns. But at the conclusion of the hard-fought contest, it was Florida defensive standout Ellis Johnson who distinguished himself as the game's most valuable player. The rugged senior recorded five tackles, one pass breakup and an SEC Championship record three tackles behind the line of scrimmage, including two quarterback sacks.

Trailing 17-10 at the half, Alabama regained the lead, 23-17, with two third-quarter field goals and an interception return for a touchdown with less than nine minutes to play. Florida responded with an 80-yard, 10-play drive which ended with a two-yard touchdown pass from Wuerffel to Chris Doering with just 5:29 remaining in the fourth quarter. The extra point by Judd Davis secured the winning margin, as the Gator defense forced an interception on the final Alabama drive.

The SEC's third title game attracted a television audience of more than 30 million viewers. ABC's broadcast earned a 10.5 rating, marking the network's most-watched college football game since the 1991 season.

SCORING SUMMARY

Alabama	7	3	6	7	=	23
Florida	7	10	0	7	=	24

UA - Brown 70 pass from Barker (Proctor kick); 11:05 (1st)
 UF - Anthony 26 pass from Wuerffel (Davis kick); 4:07 (1st)
 UA - Proctor 22 FG; 14:45 (2nd)
 UF - Davis 42 FG; 10:31 (2nd)
 UF - Wuerffel 1 run (Davis kick); 1:15 (2nd)
 UA - Proctor 47 FG; 7:35 (3rd)
 UA - Proctor 48 FG; 2:14 (3rd)
 UA - Rudd 23 interception return (Proctor kick); 8:56 (4th)
 UF - Doering 2 pass from Wuerffel (Davis kick); 5:29 (4th)

INDIVIDUAL LEADERS

Rushing: UA - Williams (29-99); UF - Taylor (14-40)
Passing: UA - Barker (10-19-2, 181 yards); UF - Wuerffel (23-41-2, 227 yards)
Receiving: UA - Brown (3-119), Lynch (3-28); UF - Anthony (8-105), Taylor (7-62)
Tackles: UA - Townsend (6-1=7); UF - Freeman (5-3=8), Carter (7-1=8), Showers (3-5=8)

**1993 SEC CHAMPIONSHIP GAME
FLORIDA 28, ALABAMA 13**

The SEC staged its second annual Championship Football Game on Dec. 4, 1993, with Eastern Division Champion Florida defeating Western Division winner Alabama, 28-13, in front of a crowd of 76,345 at Birmingham's Legion Field.

The Gators were led by quarterback Terry Dean, who passed for 256 yards and two touchdowns en route to Championship Game Most Valuable Player honors. After virtually three quarters of neck-and-neck football, and the Gators leading by one, 14-13, Florida was faced with a fourth-and-eight situation. Punter Shayne Edge kept the drive alive with a 20-yard spring, and on the next play, Dean hit wideout Jack Jackson with a 43-yard strike to give Florida an eight-point cushion. From there, the Florida defense held its ground and the Gators secured the victory.

The victory secured Florida as the host of the USF&G Sugar Bowl. On Jan. 1, 1994, the eight-ranked Gators defeated West Virginia, 41-7, in New Orleans to win their first Sugar Bowl title.

SCORING SUMMARY

Florida	7	7	7	7	=	28
Alabama	7	3	3	0	=	13

UA - Lynch 1 run (Proctor kick); 10:13 (1st)
 UF - Houston 13 pass from Dean (Davis kick); 1:02 (1st)
 UA - Proctor 45 FG; 12:02 (2nd)
 UF - Dean 2 run (Davis kick); 1:10 (2nd)
 UA - Proctor 25 FG; 2:14 (3rd)
 UF - J. Jackson 43 pass from Dean (Davis kick); 0:28 (3rd)
 UF - Rhett 3 run (Davis kick); 11:59 (4th)

INDIVIDUAL LEADERS

Rushing: UF - Rhett (22-88); UA - Palmer (16-93)
Passing: UF - Dean (20-37-2, 256 yards); UA - Palmer (8-16-1, 90 yards), Burgdorf (9-12-0, 71 yards)
Receiving: UF - W. Jackson (9-114); UA - Palmer (3-22), Anderson (3-18), Malone (3-37)
Tackles: UF - Kennedy (10-1=11); UA - Gaston (10-1=11)

**1992 SEC CHAMPIONSHIP GAME
ALABAMA 28, FLORIDA 21**

The Southeastern Conference etched its mark in the college football history books on Dec. 5, 1992. The league became the first in Division I-A to stage a championship game between its two division winners.

Western Division Champion Alabama and Eastern Division co-Champion Florida provided plenty of fireworks as the Crimson Tide posted a 28-21 victory before a capacity crowd of 83,091 at Legion Field in Birmingham.

The game, which was televised nationally by ABC Sports and earned a 9.8 rating, was not decided until the final minutes. With the Gators facing first-and-10 at their own 21, Alabama cornerback Antonio Langham returned an interception 27 yards for the game-winning score. The play, which came with just 3:16 remaining, earned Langham Most Valuable Player honors and thwarted the debut of a tie-breaking system in Division I-A football.

The victory secured Alabama the role of host at the USF&G Sugar Bowl. On Jan. 1, 1993, the second-ranked Crimson Tide handed No. 1 Miami a 34-13 defeat to capture the SEC's 12th national crown.

SCORING SUMMARY

Alabama	7	7	7	7	=	28
Florida	7	0	7	7	=	21

UF - Rhett 5 pass from Matthews (Davis kick); 10:03 (1st)
 UA - Lassic 3 run (Proctor kick); 5:07 (1st)
 UA - Brown 30 pass from Barker (Proctor kick); 4:49 (2nd)
 UA - Lassic 15 run (Proctor kick); 5:14 (3rd)
 UF - W. Jackson 4 pass from Matthews (Davis kick); 1:21 (3rd)
 UF - Rhett 1 run (Davis kick); 8:09 (4th)
 UA - Langham 27 interception return (Proctor kick); 3:16 (4th)

INDIVIDUAL LEADERS

Rushing: UF - Rhett (22-59); UA - Lassic (21-117)
Passing: UF - Matthews (30-49-2, 287 yards); UA - Barker (10-18-0, 154 yards)
Receiving: UF - Rhett (10-82), Jackson (9-100); UA - Palmer (5-101), Williams (2-16)
Tackles: UF - White (7-3=10), Kennedy (6-4=10); UA - Brown (7-1=8), Langham (6-2=8), Oden (5-3=8)

SEC FOOTBALL CHAMPIONSHIP GAME

INDIVIDUAL SUPERLATIVES

TOTAL OFFENSE

PLAYS	
54-Shane Matthews, Florida (49 pass, 5 rush).....	1992
53-Freddie Kitchens, Alabama (45 pass, 8 rush).....	1996
49-Danny Wuerffel, Florida (35 pass, 14 rush).....	1996

YARDS GAINED	
431-Jason Campbell, Auburn (374 pass, 57 rush).....	2004
408-Cam Newton, Auburn (335 pass, 73 rush).....	2010
390-Danny Wuerffel, Florida (401 pass, -11 rush).....	1996
375-Peyton Manning, Tennessee (373 pass, 2 rush).....	1997

YARDS PER PLAY (Min. 25 plays)	
9.70-Cam Newton, Auburn (42 for 408).....	2010
8.98-Jason Campbell, Auburn (48 for 431).....	2004
7.97-Peyton Manning, Tennessee (47 for 375).....	1997
7.96-Danny Wuerffel, Florida (49 for 390).....	1996

TOUCHDOWN RESPONSIBILITY	
6-Danny Wuerffel, Florida (all passing).....	1996
6-Cam Newton, Auburn (4 pass, 2 rush).....	2010
4-Peyton Manning, Tennessee (all passing).....	1997
4-Rex Grossman, Florida (all passing).....	2000

RUSHING

MOST RUSHES	
31-Jamal Lewis, Tennessee (127 yards).....	1997
30-Shaun Alexander, Alabama (97 yards).....	1999
29-Sherman Williams, Alabama (99 yards).....	1994

YARDS GAINED	
201-Justin Vincent, LSU (18 rushes).....	2003
182-Gerald Riggs, Tennessee (11 rushes).....	2004
181-Eddie Lacy, Alabama (20 rushes).....	2012

YARDS PER RUSH (Min. 10 rushes)	
16.54-Gerald Riggs, Tennessee (11 for 182).....	2004
11.17-Justin Vincent, LSU (18 for 201).....	2003
9.1-Eddie Lacy, Alabama (20 for 181).....	2012

LONGEST RUSH	
87-Justin Vincent, LSU.....	2003
80-Gerald Riggs, Tennessee.....	2004
77-Freddie Milons, Alabama.....	1999

ALL-PURPOSE YARDS	
227-Darvin Adams, Auburn (217 rec, 10 PR).....	2010
222-Kevin Prentiss, Miss. State (27 rec., 152 PR, 54 KOR).....	1998
205-Gerald Riggs, Tennessee (182 rush, 23 KOR).....	2004
201-Justin Vincent, LSU (201 rush).....	2003
197-David Palmer, Alabama (93 rush, 22 rec., 32 PR, 50 KOR).....	1993

PASSING

ATTEMPTS	
49-Shane Matthews, Florida (30 comp., 287 yards).....	1992
45-Freddie Kitchens, Alabama (19 comp., 264 yards).....	1996
43-Peyton Manning, Tennessee (25 comp., 373 yards).....	1997
43-Casey Clausen, Tennessee (27 comp., 332 yards).....	2001

COMPLETIONS	
30-Shane Matthews, Florida (49 atts., 287 yards).....	1992
27-Casey Clausen, Tennessee (43 atts., 332 yards).....	2001
27-Jason Campbell, Auburn (35 atts., 374 yards).....	2004

CONSECUTIVE COMPLETIONS	
9-Shane Matthews, Florida (1st quarter).....	1992
9-Danny Wuerffel, Florida (1st quarter).....	1995
7-Jason Campbell, Auburn (1st quarter).....	2004
7-Danny Wuerffel, Florida (1st-2nd quarters).....	1994
7-Shane Matthews, Florida (3rd quarter).....	1992

COMPLETION PERCENTAGE (Min. 10 comp.)	
77.1-Jason Campbell, Auburn (27 of 35).....	2004
71.4-Danny Wuerffel, Florida (20 of 28).....	1995
66.7-Ryan Perrilloux, LSU (20 of 30).....	2007
66.7-Greg McElroy, Alabama (12 of 18).....	2009

YARDS GAINED	
401-Danny Wuerffel, Florida (20 of 35).....	1996
374-Jason Campbell, Auburn (27 of 35).....	2004
373-Peyton Manning, Tennessee (25 of 43).....	1997

TOUCHDOWN PASSES	
6-Danny Wuerffel, Florida.....	1996
4-Peyton Manning, Tennessee.....	1997
4-Rex Grossman, Florida.....	2000
4-Cam Newton, Auburn.....	2010

INTERCEPTIONS

3-Jesse Palmer, Florida.....	1999
2-David Greene, Georgia.....	2003
2-by ten individuals 11 times	

LONGEST PASS FROM SCRIMMAGE

94-Freddie Kitchens to Michael Vaughn, Alabama.....	1996
85-Danny Wuerffel to Jacquez Green, Florida.....	1996
73-Peyton Manning to Marcus Nash, Tennessee.....	1997

RECEIVING

CATCHES	
11-Reidel Anthony, Florida (171 yards).....	1996
10-Erriett Rhett, Florida (82 yards).....	1992
9-Kelley Washington, Tennessee (140 yards).....	2001
9-Marcus Nash, Tennessee (126 yards).....	1997
9-Willie Jackson, Florida (114 yards).....	1993
9-Jack Jackson, Florida (100 yards).....	1992
8-Aaron Hernandez (85 yards).....	2009

YARDS GAINED	
217-Darvin Adams, Auburn (7 catches).....	2010
171-Reidel Anthony, Florida (11 catches).....	1996
161-Peerless Price, Tennessee (8 catches).....	1997
142-Tavarres King, Georgia (5 catches).....	2012
142-Michael Vaughn, Alabama (5 catches).....	1996

YARDS PER CATCH (Min. 3)	
39.7-Curtis Brown, Alabama (3 catches, 119 yards).....	1994
35.3-Jacquez Green, Florida (3 catches, 106 yards).....	1996
32.6-Hicks Poor, Auburn (3 catches, 98 yards).....	1997

TOUCHDOWN CATCHES	
3-Reidel Anthony, Florida.....	1996
2-by six individuals six times (Latest: Darvin Adams, Auburn vs. SC).....	
2010	

SCORING

MOST POINTS	
18-Reidel Anthony, Florida (3 TDs).....	1996
18-Mark Ingram, Alabama (3 TDs).....	2009
18-Kenny Hilliard, LSU (3 TDs).....	2011
12-by 15 individuals 15 times (2 TDs)	

MOST TOUCHDOWNS	
3-Reidel Anthony, Florida.....	1996
3-Mark Ingram, Alabama.....	2009
3-Kenny Hilliard, LSU.....	2011
2-by 15 individuals 15 times	

FIELD GOAL ATTEMPTS	
5-Ryan Pflugner, Alabama (3 made).....	1999
4-John Corbello, LSU (3 made).....	2001
3-3 by five individuals six times (Latest: Colt David, LSU vs. Tennessee, 2007)	

FIELD GOALS MADE	
3-Ryan Pflugner, Alabama (5 atts.).....	1999
3-Michael Proctor, Alabama (3 atts.).....	1994
3-John Corbello, LSU (4 atts.).....	2001
3-Billy Bennett, Georgia (3 atts.).....	2002

LONG FIELD GOALS	
51-Alex Walls, Tennessee.....	2001
51-Billy Bennett, Georgia.....	2003
51-Brandou Coutu, Georgia.....	2005

PAT KICKS ATTEMPTED	
8-Wes Byrum, Auburn (8 made).....	2010
5-Collins Cooper, Florida (4 made).....	1996
5-John Vaughn, Auburn (5 made).....	2004
5-C. Hetland, Florida (5 made).....	2006

PAT KICKS MADE	
8-Wes Byrum, Auburn (8 attempts).....	2010
5-John Vaughn, Auburn (5 attempts).....	2004
5-C. Hetland, Florida (5 attempts).....	2006

TOTAL POINTS SCORED BY KICKING	
12-Billy Bennett, Georgia (3 FGs, 3 PATs).....	2002
11-Michael Proctor, Alabama (3 FGs, 2 PATs).....	1994
11-John Corbello, LSU (3 FGs, 2 PATs).....	2001

PUNTING

MOST PUNTS	
10-Jaret Holmes, Auburn (438 yards).....	1997
10-Bryne Diehl, Alabama (326 yards).....	1992
9-David Leaverton, Tennessee (323 yards).....	1998

YARDS PUNTED	
438-Jaret Holmes, Auburn (10 punts).....	1997

413–Drew Butler, Georgia (8 punts)	2011
403–Brad Wing, LSU (8 punts)	

PUNTING AVERAGE (Min. 3 punts)

51.6–Drew Butler, Georgia (8 punts, 413 yards)	2011
50.4–Brad Wing, LSU (8 punts, 403 yards)	2011
50.0–Spencer Lanning, South Carolina (3 punts)	2010
48.8–Chas Henry, Florida (4 punts, 195 yards)	2009
47.7–Chas Henry, Florida (3 punts)	2008

LONGEST PUNT

67–Brad Wing, LSU	2011
65–Alan Rhine, Florida	2000
62–Drew Butler, Georgia	2011

PUNT RETURNS

MOST RETURNS

7–Terry Fair, Tennessee (157 yards)	1997
6–Kevin Prentiss, Miss. State (152 yards)	1998
5–Sarola Palmer, Florida (95 yards)	1993
5–Damien Gary, Georgia (19 yards)	2002

YARDS RETURNED

157–Terry Fair, Tennessee (7 returns)	1997
152–Kevin Prentiss, Miss. State (6 returns)	1998
119–Tyrann Mathieu, LSU (4 returns)	2011

GAIN PER RETURN

29.8–Tyrann Mathieu, LSU (4 ret., 119 yards)	2011
25.3–Kevin Prentiss, Miss. State (6 ret., 152 yards)	1998
22.4–Terry Fair, Tennessee (7 ret., 157 yards)	1997

LONG PUNT RETURNS

83–Kevin Prentiss, Miss. State	1998
62–Tyrann Mathieu, LSU	2011
45–Terry Fair, Tennessee	1997
44–Terry Fair, Tennessee	1997

KICKOFF RETURNS

MOST RETURNS

5–Bryce Sherman, South Carolina (95 yards)	2010
5–Brandon James, Florida (121 yards)	2008
5–Bo Carroll, Florida (108 yards)	1999
5–Harrison Houston, Florida (71 yards)	1992
4–6 times: Latest (Cyrus Jones, Alabama, 89 yards)	2012

YARDS RETURNED

121–Brandon James, Florida (5 returns)	2008
108–Bo Carroll, Florida (5 returns)	1999
99–Lennon Creer, Tennessee (4 returns)	2007
95–Bryce Sherman, South Carolina (5 returns)	2010
89–Cyrus Jones, Alabama (4 returns)	2012

89–Markeith Cooper, Auburn (4 returns)	1997
--	------

GAIN PER RETURN (Min. 2)

27.5–Peerless Price, Tennessee (2 ret., 55 yards)	1998
27.0–Kevin Prentiss, Miss. State (2 ret., 54 yards)	1998
26.3–Javier Arenas, Alabama (3 ret., 79 yards)	2009
26.0–Brandon James, Florida (3 ret., 78 yards)	2009
25.0–David Palmer, Alabama (2 ret., 50 yards)	1993

LONG KICKOFF RETURNS

50–Lennon Creer, Tennessee	2007
46–Markeith Cooper, Auburn	1997
41–Javier Arenas, Alabama	2008
38–Brandon James, Florida	2008
37–Bo Carroll, Florida	1999

INTERCEPTIONS

MOST INTERCEPTIONS

2–Marcus Spencer, Alabama (53 yards)	1999
2–Tommy Johnson, Alabama (18 yards)	1993
2–Michael Gilmore, Florida (0 yards)	1993
2–Lito Sheppard, Florida (31 yards)	2000

YARDS RETURNED

77–Jayson Bray, Auburn (1 ret.)	1997
70–Robert Bean, Miss. State (1 ret.)	1998
53–Marcus Spencer, Alabama (2 ret.)	1999

INTERCEPTION TOUCHDOWNS

1–T’Sharvan Bell, Auburn (10 yards)	2010
1–Jonathan Zenon, LSU (18 yards)	2007
1–A. Robinson, Arkansas (40 yards)	2006
1–Robert Bean, Miss. State (70 yards)	1998
1–Reggie Grimes, Alabama (38 yards)	1999
1–Antonio Langham, Alabama (27 yards)	1992
1–Dwayne Rudd, Alabama (23 yards)	1994

LONGEST INTERCEPTION RETURNS

77–Jayson Bray, Auburn	1997
70–Robert Bean, Miss. State (TD)	1998
42–Deshea Townsend, Alabama	1994

LONGEST FUMBLE RECOVERY RETURN

95–Ben Hanks, Florida (TD)	1995
24–Brad Ware, Auburn (TD)	1997

TACKLES

MOST TACKLES

18–Omar Gaither, Tennessee	2004
15–Jerod Mayo, Tennessee	2007
15–Takeo Spikes, Auburn	1997

SEC FOOTBALL CHAMPIONSHIP GAME TEAM RECORDS

MOST RUSHES

53–Alabama vs. Florida (251 yards)	2009
51–Alabama vs. Georgia (350 yards)	2012
49–Alabama vs. Florida (300 yards)	1999
49–Auburn vs. Tennessee (185 yards)	2004
48–Tennessee vs. Miss. State (151 yards)	1998
48–Alabama vs. Florida (116 yards)	1994

YARDS GAINED

350–Alabama vs. Georgia (51 atts.)	2012
300–Alabama vs. Florida (49 atts.)	1999
293–LSU vs. Georgia (46 atts.)	2003
251–Alabama vs. Florida (53 atts.)	2009
238–Auburn vs. South Carolina (42 atts.)	2010

RUSHING TOUCHDOWNS

3–Alabama vs. Georgia	2012
3–Auburn vs. South Carolina	2010
3–LSU vs. Tennessee	2001
3–Tennessee vs. Auburn	2004
3–Alabama vs. Florida	2009
3–LSU vs. Georgia	2011

PASSING ATTEMPTS

51–Georgia vs. LSU (20 comp., 218 yards)	2011
49–Florida vs. Alabama (30 comp., 287 yards)	1992
46–Alabama vs. Florida (20 comp., 269 yards)	1996
43–Florida vs. Alabama (25 comp., 272 yards)	1994
43–Tennessee vs. Auburn (25 comp., 373 yards)	1997
43–Auburn vs. Florida (23 comp., 208 yards)	2000
43–Tennessee vs. LSU (27 comp., 332 yards)	2001

COMPLETIONS

30–Florida vs. Alabama (49 atts., 287 yards)	1992
--	------

27–Tennessee vs. LSU (43 atts., 332 yards)	2001
27–Auburn vs. Tennessee (36 atts., 374 yards)	2004
25–Florida vs. Alabama (43 atts., 272 yards)	1994
25–Tennessee vs. Auburn (43 atts., 373 yards)	1996

COMPLETION PERCENTAGE

75.0–Auburn vs. Tennessee (27 of 36)	2004
72.4–Florida vs. Arkansas (21 of 29)	1995
66.7–Alabama vs. Florida (12 of 18)	2009
65.4–Florida vs. Auburn (17 of 26)	2000
63.6–Florida vs. Alabama (14 of 22)	2008
63.6–LSU vs. Tennessee (21 of 33)	2007
63.6–LSU vs. Georgia (14 of 22)	2003

PASSING YARDS

401–Florida vs. Alabama (20 of 35)	1996
374–Auburn vs. Tennessee (27 of 36)	2004
373–Tennessee vs. Auburn (25 of 43)	1997
351–Auburn vs. South Carolina (18 of 29)	2010
332–Tennessee vs. LSU (27 of 43)	2001

PASSING TOUCHDOWNS

6–Florida vs. Alabama	1996
4–Tennessee vs. Auburn	1997
4–Florida vs. Auburn	2000
4–Auburn vs. South Carolina	2010
3–Florida vs. Alabama	2008
3–Alabama vs. Florida	1996
3–Auburn vs. Tennessee	2004

TOTAL OFFENSIVE PLAYS

85–Auburn vs. Tennessee (559 yards)	2004
85–Georgia vs. LSU (296 yards)	2011
81–Tennessee vs. Miss. State (359 yards)	1998
80–LSU vs. Tennessee (464 yards)	2007

79-Florida vs. Alabama (317 yards).....	1992
79-Tennessee vs. Auburn (502 yards).....	1996

TOTAL OFFENSIVE YARDS

589-Auburn vs. South Carolina (71 atts.).....	2010
559-Auburn vs. Tennessee (85 atts.).....	2004
512-Alabama vs. Georgia (72 atts.).....	2012
502-Tennessee vs. Auburn (79 atts.).....	1997
490-Alabama vs. Florida (71 atts.).....	2009

TOTAL YARDS PER PLAY

8.30-Auburn vs. South Carolina (71 for 589).....	2010
7.11-Alabama vs. Georgia (72 for 512).....	2012
7.03-Florida vs. Auburn (61 for 429).....	2000
6.90-Alabama vs. Florida (71 for 490).....	2009
6.80-Florida vs. Alabama (49 for 335).....	2009

TOTAL FIRST DOWNS

31-Auburn vs. Tennessee.....	2004
28-Auburn vs. South Carolina.....	2010
26-Alabama vs. Georgia.....	2012
26-Alabama vs. Florida.....	2009
25-Florida vs. Arkansas.....	1995

FIRST DOWNS RUSHING

18-Alabama vs. Georgia.....	2012
15-Alabama vs. Florida.....	1999
14-Alabama vs. Florida.....	2009
14-Auburn vs. South Carolina.....	2010
13-Auburn vs. Tennessee.....	2004

FIRST DOWNS PASSING

16-Florida vs. Alabama.....	1992
14-Tennessee vs. Auburn.....	1997
14-Florida vs. Alabama.....	1993
14-Florida vs. Alabama.....	1996
14-Auburn vs. Tennessee.....	2004

MOST PUNTS

10-Miss. State vs. Tennessee (397 yards).....	1998
10-Alabama vs. Florida (322 yards).....	1992
10-Auburn vs. Tennessee (438 yards).....	1997
9-Tennessee vs. Miss. State (323 yards).....	1998

YARDS PUNTING

438-Auburn vs. Tennessee (10 punts).....	1997
413-Georgia vs. LSU (8 punts).....	2011
403-LSU vs. Georgia (8 punts).....	2011
397-Miss. State vs. Tennessee (10 punts).....	1998

PUNTING AVERAGE

51.6-Georgia vs. LSU (8 for 413).....	2011
50.4-LSU vs. Georgia (8 for 403).....	2011
50.0-South Carolina vs. Auburn (3 for 150).....	2010
48.8-Florida vs. Alabama (4 for 195).....	2009
47.7-Florida vs. Alabama (3 for 143).....	2008

PUNT RETURN YARDS

171-Tennessee vs. Auburn (8 atts.).....	1997
152-Miss. State vs. Tennessee (6 atts.).....	1998
127-LSU vs. Georgia (6 atts.).....	2011
95-Florida vs. Alabama (5 atts.).....	1993
45-Alabama vs. Florida (2 atts.).....	1994

PUNT RETURN AVERAGE

25.3-Miss. State vs. Tennessee (6 for 152).....	1998
24.8-Tennessee vs. LSU (4 for 99).....	2007
22.5-Alabama vs. Florida (2 for 45).....	1994
21.4-Tennessee vs. Auburn (8 for 171).....	1997
21.2-LSU vs. Georgia (6 for 127).....	2011

KICKOFF RETURN YARDS

161-Florida vs. Alabama (6 atts.).....	2009
139-South Carolina vs. Auburn (7 atts.).....	2010
121-Florida vs. Alabama (5 atts.).....	2008
116-Florida vs. Alabama (7 atts.).....	1999
99-Tennessee vs. LSU (4 atts.).....	2007
99-Tennessee vs. LSU (6 atts.).....	2001
98-Arkansas vs. Georgia (5 atts.).....	2002
94-Alabama vs. Florida (4 atts.).....	1993
92-Miss. State vs. Tennessee (4 atts.).....	1998

KICKOFF RETURN AVERAGE

26.8-Florida vs. Alabama (6 for 161).....	2009
26.3-Alabama vs. Florida (3 for 79).....	2009
25.0-Tennessee vs. Miss. State (3 for 75).....	1998
24.2-Florida vs. Alabama (5 for 121).....	2008
23.8-Alabama vs. Florida (4 for 95).....	2008
23.5-Alabama vs. Florida (4 for 94).....	1993
23.0-Miss. State vs. Tennessee (4 for 92).....	1998

MOST POINTS SCORED

56-Auburn vs. South Carolina.....	2010
45-Florida vs. Alabama.....	1996
42-LSU vs. Georgia.....	2011
38-Florida vs. Arkansas.....	2006
38-Auburn vs. Tennessee.....	2004

MOST TOUCHDOWNS

8-Auburn vs. South Carolina.....	2010
6-Florida vs. Alabama.....	1996
6-LSU vs. Georgia.....	2011
5-Auburn vs. Tennessee.....	2004
5-Florida vs. Arkansas.....	2006

MOST FIELD GOALS

3-Alabama vs. Florida.....	1994
3-Alabama vs. Florida.....	1999
3-LSU vs. Tennessee.....	2001
3-Georgia vs. Arkansas.....	2002

FEWEST POINTS ALLOWED

3-by Florida vs. Arkansas.....	1995
3-by Georgia vs. Arkansas.....	2002
6-by Florida vs. Auburn.....	2000
7-by Alabama vs. Florida.....	1999
13-by Florida vs. Alabama.....	1993
13-by LSU vs. Georgia.....	2003
13-by Alabama vs. Florida.....	2009

FEWEST RUSHING YARDS ALLOWED

15-by Tennessee vs. Auburn.....	1997
27-by Florida vs. Alabama.....	1996
30-by Alabama vs. Florida.....	1992
31-by Alabama vs. Florida.....	1999
44-by Alabama vs. Florida.....	1994

FEWEST PASSING YARDS ALLOWED

30-by Georgia vs. LSU.....	2011
69-by Auburn vs. Tennessee.....	2004
74-by Georgia vs. Arkansas.....	2002
83-by Alabama vs. Florida.....	1999
84-by Tennessee vs. Miss. State.....	1998

FEWEST TOTAL YARDS ALLOWED

114-by Alabama vs. Florida.....	1999
139-by Georgia vs. Arkansas.....	2002
149-by Tennessee vs. Miss. State.....	1998
230-by Georgia vs. LSU.....	2005
237-by Georgia vs. LSU.....	2011
247-by Tennessee vs. Auburn.....	1997

MOST INTERCEPTIONS

4-Florida vs. Alabama.....	1999
3-LSU vs. Georgia.....	2003
3-Arkansas vs. Florida.....	2006
2-by 13 teams.....	

MOST TURNOVERS GAINED

6-by Auburn vs. Tennessee.....	1997
4-by Florida vs. Arkansas.....	1995
4-by Alabama vs. Florida.....	1999
4-by Florida vs. Auburn.....	2000
3-by five teams [Latest: Florida vs. Arkansas, 2006].....	

MOST PENALTIES

14-Florida vs. Alabama.....	1996
13-Florida vs. Alabama.....	1993
12-Auburn vs. Tennessee.....	1997
12-Alabama vs. Florida.....	1999
12-Georgia vs. Arkansas.....	2002
12-Tennessee vs. Auburn.....	2004

MOST PENALTY YARDS

115-Georgia vs. Arkansas.....	2002
100-Miss. State vs. Tennessee.....	1998
99-Alabama vs. Florida.....	1999
95-Florida vs. Alabama.....	1993
95-Florida vs. Alabama.....	1996
95-Arkansas vs. Georgia.....	2002
95-Tennessee vs. Auburn.....	2004

FEWEST PENALTIES

0-Tennessee vs. LSU (0 yards).....	2007
1-Alabama vs. Florida (5 yards).....	2009
2-Alabama vs. Georgia (15 yards).....	2012
2-Alabama vs. Florida (31 yards).....	2008
2-Florida vs. Alabama (10 yards).....	1994
2-Georgia vs. Arkansas (15 yards).....	2007

MOST TIME OF POSSESSION

40:11-Alabama vs. Florida.....	1999
39:37-Alabama vs. Florida.....	2009
39:31-Auburn vs. Tennessee.....	2004
37:35-Alabama vs. Georgia.....	2012
36:36-Georgia vs. LSU.....	2011

MOST COMBINED POINTS

75-Florida vs. Alabama.....	1996
73-Auburn vs. South Carolina.....	2010

MARGIN OF VICTORY

39-Auburn vs. South Carolina.....	2010
32-LSU vs. Georgia.....	2011
31-Florida vs. Arkansas.....	1995

SEC BOWL HIGHLIGHTS

BCS NATIONAL CHAMPIONS

Alabama's 42-14 win over Notre Dame in the 2013 BCS National Championship Game gave the Southeastern Conference its seventh straight BCS National Championship and its ninth BCS title overall. Alabama is the fifth SEC team to win a BCS National Championship and the fourth different SEC team to win it during the last six seasons. Tennessee won the BCS' first national title in 1998, LSU won the crown in 2003, Florida's claimed the national championship in 2006 and 2008 while LSU took the title in 2007. Alabama also claimed the national title in 2009 and 2011, with Auburn winning in 2010. The Big 12 has two BCS national titles followed by the ACC, Big Ten, Pac-10 and Big East with one each.

NATIONAL CHAMPIONS SINCE 1992

Since the first SEC expansion in 1992, the SEC has the most national championships (AP, USA Today) with 11. During that time, the SEC has had more teams with national titles than any other conference (5). Here is a breakdown:

SEC Florida (2008, 2006, 1996), LSU (2003, 2007), Tennessee (1998), Alabama (1992, 2009, 2011, 2012), Auburn (2010)

Big 12 . . . Texas (2005), Oklahoma (2000), Nebraska (1994, 1995, 1997)

Big Ten . . Ohio State (2002), Michigan (1997)

Pac-10 . . . Southern California (2004, 2003)

ACC Florida State (1999, 1993)

Big East . . Miami, Fla. (2001)

The SEC was the first conference to claim four consecutive Associated Press (first poll - 1936), National Football Foundation and College Hall of Fame (first poll - 1959), Football Writers Association of America (first poll - 1954) and USA Today or UPI Coaches Poll (first poll - 1950) national championships.

BOWL GAME APPEARANCES

The schools that currently comprise the SEC have appeared in 407 bowls (including 2012-13). That is by far the most of any conference in the nation. In its history, the SEC is 213-181-13 in post-season bowl games, a 53.9 winning percentage. The SEC has the nation's top bowl winning percentage. Since 2006, the SEC has accrued more bowl wins (42) and appearances (64) than any other conference.

SEC TOPS ALL CONFERENCES IN BCS WINS

The SEC is 9-1 in BCS National Championship Games (LSU 2-1, Florida 2-0, Alabama 3-0, Tennessee 1-0, Auburn 1-0), 8-0 vs. non-SEC competition. The SEC has the most wins (17) and the highest winning percentage of any conference that has three-or-more appearances in BCS bowl games. The SEC is 17-8 in BCS games (.680 percentage), 16-7 (.696) in non-conference. Since 2006, the SEC has posted a 10-4 record in BCS bowl games, more wins and a higher winning percentage (.714) than any other conference. The win total equals that of the next two highest conferences.



Vanderbilt concluded the 2012 season with a 38-24 victory over N.C. State in the Music City Bowl, the seventh straight victory for the Commodores en route to a nine-win season and Top 20 finish.



Texas A&M wrapped up their first season in the SEC with a resounding 41-13 victory in the Cotton Bowl over Oklahoma.

SEC BOWL REVENUE DISTRIBUTION

- (A) For bowl games providing receipts which result in a balance of less than \$1,500,000, the participating institution shall retain \$975,000 plus a travel allowance as determined by the SEC Executive Committee. The remainder shall be remitted to the Commissioner and will be divided into 15 equal shares with one share to the conference and one share to each member institution.
- (B) For bowl games providing receipts which result in a balance between \$1,500,000 and \$3,999,999, the participating institution shall retain \$1,175,000 plus a travel allowance as determined by the SEC Executive Committee. The remainder shall be remitted to the Commissioner and will be divided into 15 equal shares with one share to the conference and one share to each member institution.
- (C) For bowl games providing receipts which result in a balance between \$4,000,000 and \$5,999,999, the participating institution shall retain \$1,375,000 plus a travel allowance as determined by the SEC Executive Committee. The remainder shall be remitted to the Commissioner and will be divided into 15 equal shares with one share to the conference and one share to each member institution.
- (D) For bowl games providing receipts which result in a balance of \$6,000,000 or more, the participating institution shall receive \$1,875,000 (\$1,975,000 if the SEC team is a participant in the Bowl Championship Series game which determines the National Championship) plus a travel allowance as determined by the SEC Executive Committee. The remainder shall be remitted to the Commissioner and will be divided into 15 equal shares with one share to the conference and one share to each member institution.
- (E) Bowl Revenue Protection Insurance and the cost of unused tickets up to the contractually guaranteed ticket purchase number, shall be deducted prior to conference distribution.

2013 SEC BOWL AGREEMENTS

The Southeastern Conference has agreements to send 10 of its member institutions to postseason bowl games following the 2013 season. The winner of the SEC Championship Game will automatically participate in the Bowl Championship Series comprised of the Sugar, Rose, Orange and Fiesta Bowls.

The Capital One will make its pick following the BCS selections. The Cotton Bowl has the first preference of teams from the Western Division and the Outback Bowl has first preference of teams from the Eastern Division. The Cotton or Outback Bowl can select teams outside of its divisional preference, but must

not select them before the opposite bowl selects from its divisional preference.

The Chick-fil-A Bowl has the selection of preference following the Cotton and Outback Bowls, followed by the Gator Bowl with the sixth selection. The Franklin American Mortgage Music City Bowl will receive the seventh selection.

The AutoZone Liberty and BBVA Compass Bowls share the eighth and ninth selections and will make their selections, not in any specific order, but in consultation with the SEC Office. The Advocate V100 Bowl has the league's final selection.

BOWL CHAMPIONSHIP SERIES

Following the 2013 college football regular season, the Bowl Championship Series will determine the National Championship. This season will also mark the eighth year of the BCS National Championship Game, which stands alone from the four traditional BCS bowls but will be hosted by each of the bowls once during a four-year cycle. A team from the SEC has played in and won every official BCS Championship Game.

The BCS will once again consist of the Discover Orange, Allstate Sugar, Rose presented by Vizio, Tostitos Fiesta Bowl and the BCS National Championship Game. The conferences with automatic berths include the Atlantic Coast, American, Big Ten, Big 12, Pac-12 and Southeastern Conferences.

All BCS games will be televised on ESPN for the fourth straight year in 2013.

The Bowl Championship Series guarantees a matchup between college football's top two teams in a true national championship game.

A Division I-A independent team or champion of Conference USA, Mid-American, Mountain West, Sun Belt or Western Athletic conferences will be guaranteed a slot in one of the five BCS games should that team be ranked 12th or higher in the final BCS standings or if a team is ranked in the top 16 and its ranking is higher than that of a champion from a conference that has an automatic berth in one of the BCS bowls. Should two such teams reach this criteria, the BCS will take the highest ranked team in the final BCS standings. Notre Dame will have an automatic berth if it is in the top eight of the final BCS Standings.

At the conclusion of the 2013 regular season, the BCS National Championship Game will be hosted in Pasadena, Calif., on Jan. 6 at 8:30 p.m. EST. The BCS National Championship Game will have the top two teams ranked in the BCS final regular season standings.

On June 26, 2012, the BCS Presidential Oversight Committee agreed to launch a four-team playoff beginning with the 2014-15 season. The new format will continue at least 12 years, through the 2025-26 season.

The semifinals will be rotated among six bowl games and will be played either New Year's Eve or New Year's Day. The championship game, to be managed by the 11 conferences and rotated among neutral sites every year, will be on a Monday at least six days after the last semifinal game.

A selection committee will rank the teams for the playoff.



ALLSTATE SUGAR BOWL

Jan. 2 • 8:30 p.m. ET • ESPN
New Orleans, La. • Superdome (72,968)
Teams: BCS vs. BCS



CAPITAL ONE BOWL

Jan. 1 • 1 p.m. ET • ABC
Orlando, Fla. • Florida Citrus Bowl (65,438)
Teams: SEC vs. Big Ten



OUTBACK BOWL

Jan. 1 • 1 p.m. ET • ESPN
Tampa, Fla. • Raymond James Stadium (65,657)
Teams: SEC vs. Big Ten



AT&T COTTON BOWL

Jan. 3 • 7:30 p.m. ET • FOX Sports
Arlington, Texas • Cowboys Stadium (75,815)
Teams: SEC vs. Big 12



CHICK-FIL-A BOWL

Dec. 31 • 8 p.m. ET • ESPN
Atlanta, Ga. • Georgia Dome (71,228)
Teams: SEC vs. ACC



TAXSLAYER.COM GATOR BOWL

Jan. 1 • Noon ET • ESPN2
Jacksonville, Fla. • Jacksonville Municipal Stadium (73,000)
Teams: SEC vs. Big Ten



FRANKLIN AMERICAN MORTGAGE MUSIC CITY BOWL

Dec. 30 • 3:15 p.m. ET • ESPN
Nashville, Tenn. • LP Field (68,000)
Teams: SEC vs. ACC



AUTOZONE LIBERTY BOWL

Dec. 31 • 4 p.m. ET • ESPN
Memphis, Tenn. • Liberty Bowl Stadium (62,338)
Teams: SEC vs. Conference USA/American



BBVA COMPASS BOWL

Jan. 4 • 1 p.m. ET • ESPN
Birmingham, Ala. • Legion Field (71,594)
Teams: SEC vs. American



ADVOCARE V100 BOWL

Dec. 31 • 12:30 p.m. ET • ESPN
Shreveport, La. • Independence Stadium (53,000)
Teams: SEC vs. ACC





2013-14 COLLEGE FOOTBALL BOWL SCHEDULE

(DATES AND TIMES ARE TENTATIVE AND SUBJECT TO CHANGE)

BOWL	DATE / TIME (ET)	SITE	MATCHUP	TV
Gildan New Mexico Bowl	Sat., Dec. 21 / 2 p.m.	University Stadium, Albuquerque, N.M.	Pac-12 vs. MWC	ESPN
Las Vegas Bowl	Sat., Dec. 21 / 3:30 p.m.	Sam Boyd Stadium, Las Vegas, Nev.	MWC vs. Pac-12	ABC
Famous Idaho Potato Bowl	Sat., Dec. 21 / 5:30 p.m.	Bronco Stadium, Boise, Idaho	MAC vs. MWC	ESPN
R+L Carriers New Orleans Bowl	Sat., Dec. 21 / 9 p.m.	Mercedes-Benz Superdome, New Orleans, La.	C-USA vs. Sun Belt	ESPN
Beef 'O' Brady's Bowl St. Petersburg	Mon., Dec. 23 / 2 p.m.	Tropicana Field, St. Petersburg, Fla.	C-USA vs. American	ESPN
Sheraton Hawai'i Bowl	Tue., Dec. 24 / 8 p.m.	Aloha Stadium, Honolulu, Hawai'i	C-USA vs. MWC	ESPN
Little Caesars Pizza Bowl	Thu., Dec. 26 / 6 p.m.	Ford Field, Detroit, Mich.	MAC vs. Big Ten	ESPN
San Diego County Credit Union Poinsettia Bowl	Thu., Dec. 26 / 9:30 p.m.	Qualcomm Stadium, San Diego, Calif.	Army vs. MWC	ESPN
Military Bowl presented by Northrop Grumman	Fri., Dec. 27 / 2:30 p.m.	Navy-Marine Corps Memorial Stadium, Annapolis, Md.	C-USA vs. ACC	ESPN
Texas Bowl	Fri., Dec. 27 / 6 p.m.	Reliant Stadium, Houston, Texas	Big Ten vs. Big 12	ESPN
Kraft Fight Hunger Bowl	Fri., Dec. 27 / 9:30 p.m.	AT&T Park, San Francisco, Calif.	BYU vs. Pac-12	ESPN
New Era Pinstripe Bowl	Sat., Dec. 28 / 12 p.m.	Yankee Stadium, Bronx, N.Y.	American vs. Big 12	ESPN
Belk Bowl	Sat., Dec. 28 / 3:20 p.m.	Bank of America Stadium, Charlotte, N.C.	American vs. ACC	ESPN
Russell Athletic Bowl	Sat., Dec. 28 / 6:45 p.m.	Florida Citrus Bowl, Orlando, Fla.	ACC vs. American	ESPN
Buffalo Wild Wings Bowl	Sat., Dec. 28 / 10:15 p.m.	Sun Devil Stadium, Tempe, Ariz.	Big Ten vs. Big 12	ESPN
Bell Helicopter Armed Forces Bowl	Mon., Dec. 30 / 11:45 a.m.	Amon G. Carter Stadium, Ft. Worth, Texas	MWC vs. Navy	ESPN
Franklin American Mortgage Music City Bowl	Mon., Dec. 30 / 3:15 p.m.	LP Field, Nashville, Tenn.	SEC vs. ACC	ESPN
Valero Alamo Bowl	Mon., Dec. 30 / 6:45 p.m.	Alamodome, San Antonio, Texas	Pac-12 vs. Big 12	ESPN
Holiday Bowl	Mon., Dec. 30 / 10:15 p.m.	Qualcomm Stadium, San Diego, Calif.	Big 12 vs. Pac-12	ESPN
AdvoCare V100 Bowl	Tue., Dec. 31 / 12:30 p.m.	Independence Stadium, Shreveport, La.	ACC vs. SEC	ESPN
Hyundai Sun Bowl	Tue., Dec. 31 / 2 p.m.	Sun Bowl, El Paso, Texas	ACC vs. Pac-12	CBS
AutoZone Liberty Bowl	Tue., Dec. 31 / 4 p.m.	Liberty Bowl Memorial Stadium, Memphis, Tenn.	C-USA/American vs. SEC	ESPN
Chick-fil-A Bowl	Tue., Dec. 31 / 8 p.m.	Georgia Dome, Atlanta, Ga.	ACC vs. SEC	ESPN
TaxSlayer.com Gator Bowl	Wed., Jan. 1 / 12 p.m.	EverBank Field, Jacksonville, Fla.	Big Ten vs. SEC	ESPN2
Heart of Dallas Bowl	Wed., Jan. 1 / 12 p.m.	Cotton Bowl, Dallas, Texas	Big Ten vs. C-USA	ESPNU
Capital One Bowl	Wed., Jan. 1 / 1 p.m.	Florida Citrus Bowl, Orlando, Fla.	Big Ten vs. SEC	ABC
Outback Bowl	Wed., Jan. 1 / 1 p.m.	Raymond James Stadium, Tampa, Fla.	Big Ten vs. SEC	ESPN
Rose Bowl Game Presented By VIZIO	Wed., Jan. 1 / 5 p.m.	Rose Bowl, Pasadena, Calif.	BCS vs. BCS	ESPN
Tostitos Fiesta Bowl	Wed., Jan. 1 / 8:30 p.m.	University of Phoenix Stadium, Glendale, Ariz.	BCS vs. BCS	ESPN
Allstate Sugar Bowl	Thu., Jan. 2 / 8:30 p.m.	Mercedes-Benz Superdome, New Orleans, La.	BCS vs. BCS	ESPN
Discover Orange Bowl	Fri., Jan. 3 / TBD	Sun Life Stadium, Miami Gardens, Fla.	BCS vs. BCS	ESPN
AT&T Cotton Bowl	Fri., Jan. 3 / 7:30 p.m.	Cowboys Stadium, Arlington, Texas	Big 12 vs. SEC	FOX
BBVA Compass Bowl	Sat., Jan. 4 / 1 p.m.	Legion Field, Birmingham, Ala.	SEC vs. American	ESPN
GoDaddy Bowl	Sun., Jan. 5 / 9 p.m.	Ladd-Peebles Stadium, Mobile, Ala.	Sun Belt vs. MAC	ESPN
VIZIO BCS National Championship	Mon., Jan. 6 / 8:30 p.m.	Rose Bowl, Pasadena, Calif.	BCS No. 1 vs. BCS No. 2	ESPN



BOWL CHAMPIONSHIP SERIES – When not having a conference champion participating in the BCS National Championship Game, the BCS will have the following conference champions serve as host teams: Rose Bowl – Big Ten and Pac-12; Orange Bowl – ACC; Allstate Sugar Bowl – SEC; Tostitos Fiesta Bowl – Big 12.





ALABAMA

ALABAMA • ARKANSAS • AUBURN • FLORIDA • GEORGIA • KENTUCKY • LSU • OLE MISS



2013 SCHEDULE

Aug. 31	vs. Virginia Tech (Atlanta, Ga.)	UA leads, 11-1-0
Sept. 14	at Texas A&M*	UA leads, 3-2-0
Sept. 21	COLORADO STATE	First Meeting
Sept. 28	MISSISSIPPI*	UA leads, 47-9-2
Oct. 5	GEORGIA STATE	UA leads, 1-0
Oct. 12	at Kentucky*	UA leads, 35-2-1
Oct. 19	ARKANSAS*	UA leads, 13-8-0
Oct. 26	TENNESSEE*	UA leads, 49-38-7
Nov. 9	LSU*	UA leads, 47-25-5
Nov. 16	at Mississippi State*	UA leads, 75-18-3
Nov. 23	CHATTANOOGA	UA leads, 11-0-0
Nov. 30	at Auburn*	UA leads, 42-34-1

University of Alabama Crimson Tide Quick Facts

LOCATION: Tuscaloosa, Alabama

FOUNDED: April 12, 1831

ENROLLMENT: 33,602

NICKNAME: Crimson Tide

COLORS: Crimson and White

STADIUM: Bryant-Denny Stadium
(101,821)

PLAYING SURFACE: Prescription
Athletic Turf (Natural Grass)

FIRST GAME: Oct. 4, 1929 –
Alabama 22, Ole Miss 7

HOME RECORD: 521-135-25 (.783)

HOME ATTENDANCE: 712,052
(101,722 avg./99.90% Capacity)

ALL-TIME RECORD: 827-321-43
(.712/1,191 games)

2012 RECORD: 13-1 (6-1 H, 4-0 A,
3-0 N, 5-1 vs. Western Division)

2012 SEC RECORD/FINISH: 7-1/
SEC Champions/1st SEC West

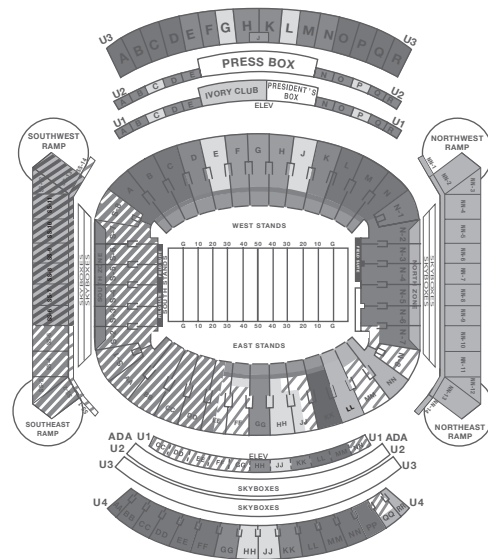
SEC CHAMPIONSHIPS: 23 (1933,
34, 37, 45, 53, 64, 65, 66, 71,
72, 73, 74, 75, 77, 78, 79, 81,
89, 92, 99, 2009, 12)

BOWL: Discover BCS National
Championship Game, Miami, Fla.
(Alabama 42, Notre Dame 14)

BOWL APPEARANCES: 60

BOWL RECORD: 34-22-3 (.602)

LAST BOWL APPEARANCE:
Discover BCS National
Championship Game, Miami, Fla.
(defeated Notre Dame, 42-14, Jan.
7, 2013)



DR. JUDY BONNER
President/Chancellor
(Alabama, '69)



DR. KEVIN WHITAKER
Faculty Representative
(Texas A&M, '86)




BILL BATTLE
Athletics Director
(Alabama, '63)



NICK SABAN
Head Football Coach
(Kent State, '73)



NICK SABAN



HOMETOWN:

Fremont,
West
Virginia

ALMA

MATER:
Kent State
(1973)

PLAYING

CAREER: Kent
State defensive back
(1970-72), three-
year letterman.

COACHING

EXPERIENCE: Kent
State Graduate Assistant
1973-74; Kent State
Assistant 1975-76;
Syracuse Assistant 1977;
West Virginia Assistant
1978-79; Ohio State
Assistant 1980-81; Navy
Assistant 1982; Michigan
State Assistant 1983-87;
Houston Oilers (NFL)
Assistant 1988-89; Toledo Head Coach 1990; Cleveland
Browns (NFL) Assistant 1991-94; Michigan State Head
Coach 1995-99; LSU Head Coach 2000-04. Miami
Dolphins (NFL) Head Coach 2005-06; Alabama Head
Coach 2007-present.

COACHING ACHIEVEMENTS: 2003 AP National Coach
of the Year; 2003 Eddie Robinson Coach of the Year;
2003 Bear Bryant Coach of the Year; 2003 BCS National
Championship; 2008 AP Coach of the Year; 2008 Eddie
Robinson Coach of the Year; 2008 Home Depot Coach of
the Year; 2008 Liberty Mutual Coach of the Year; 2009,
2011 and 2012 BCS National Championship; 2009, 2011
and 2012 Bobby Bowden Coach of the Year.

BORN: October 31, 1951

WIFE: Terry

CHILDREN: Nicholas and Kristen

YEAR-BY-YEAR

Year	School	Conf.	Pct.	All	Pct.	Bowl
1990	Toledo	7-1	.875	9-2	.818	
1995	Michigan State	4-3-1	.563	6-5-1	.542	Independence
1996	Michigan State	5-3	.625	6-6	.500	Sun
1997	Michigan State	4-4	.500	7-5	.583	Aloha
1998	Michigan State	4-4	.500	6-6	.500	
1999	Michigan State	6-2	.750	9-2	.818	*Citrus
2000	LSU	5-3	.625	8-4	.667	Peach
2001	LSU	5-3	.625	10-3	.769	Sugar
2002	LSU	5-3	.625	8-5	.615	Cotton
2003	LSU	7-1	.875	13-1	.929	Sugar
2004	LSU	6-2	.750	9-3	.750	Capital One
2005	Miami	NFL		9-7	.563	
2006	Miami	NFL		6-10	.375	
2007	Alabama %	4-4	.500	7-6	.538	Independence
2008	Alabama	8-0	1.000	12-2	.857	Sugar
2009	Alabama	8-0	1.000	14-0	1.000	BCS NCG
2010	Alabama	5-3	.625	10-3	.769	Capital One
2011	Alabama	7-1	.875	12-1	.923	BCS NCG
2012	Alabama	7-1	.875	13-1	.929	BCS NCG
TOTALS		97-38-1	.717	169-72-1	.700	19 Years
College Record				154-55-1	.736	17 Years
Alabama Record		39-9	.813	63-13	.829	6 Years
LSU Record		28-12	.700	48-16	.750	5 Years
Michigan State Record		23-16-1	.588	34-24-1	.585	5 Years
Toledo Record		7-1	.875	9-2	.818	1 Year
BOWL RECORD:		8-6	.571			

% - Record was 2-6 overall and 1-4 in SEC play after NCAA ruling

ASSISTANT COACHES

- GREG BROWN** (UTEP, 1980) - Secondary - 1st Year
- BURTON BURNS** (Nebraska, 1976) - Associate Head Coach/
Running Backs - 7th Year
- MARIO CRISTOBAL** (Miami, 1993) - Assistant Head Coach/
Offensive Line - 1st Year
- BILLY NAPIER** (Furman, 2003) - Wide Receivers - 1st Year
- DOUG NUSSMEIER** (Idaho, 1994) - Offensive Coordinator/
Quarterbacks - 2nd Year
- CHRIS RUMPH** (South Carolina, 1994) - Defensive Line - 3rd Year
- KIRBY SMART** (Georgia, 1999) - Defensive Coordinator - 7th Year
- LANCE THOMPSON** (The Citadel, 1987) - Outside Linebackers -
2nd Year
- BOBBY WILLIAMS** (Purdue, 1982) - Tight Ends/Special Teams
Coordinator - 6th Year
- SCOTT COCHRAN** (LSU, 2001) - Director of Strength and
Conditioning - 7th Year

SUPPORT STAFF

- JEFF ALLEN** (Georgia Southern, 1993) - Assistant A.D. for Sports
Medicine
- SCOTT COCHRAN** (LSU, 2001) - Head Strength Coach
- JOE PANNUNZIO** (Southern Colorado, 1982) - Director of
Football Operations
- JEFF PURINTON** (Florida State, 1997) - Associate A.D., Football
Communications
- KEVIN STEELE** (Tennessee, 1981) - Director of Player Personnel



ALABAMA

ALABAMA • ARKANSAS • AUBURN • FLORIDA • GEORGIA • KENTUCKY • LSU • OLE MISS

RETURNING OFFENSIVE STARTERS

No.	Name	POS	CLASS	HT	WT	EXP	Hometown/Last School
71	Cyrus Kouandjio	LT	Jr.	6-6	310	2L	Hyattsville, Md./DeMatha Catholic
61	Anthony Steen	RG	Sr.	6-3	309	3L	Clarksdale, Miss./Lee Academy
10	AJ McCarron	QB	Sr.	6-4	208	3L	Mobile, Ala./St. Paul's Episcopal
9	Amari Cooper	WR	Soph.	6-1	202	1L	Miami, Fla./Northwestern
83	Kevin Norwood	WR	Sr.	6-2	195	3L	D'Iberville, Miss./D'Iberville
22	Christian Jones	WR	Jr.	5-11	185	2L	Adamsville, Ala./Minor

RETURNING DEFENSIVE STARTERS

49	Ed Stinson	DE	Sr.	6-4	292	3L	Homestead, Fla./South Dade
42	Adrian Hubbard	LB	Jr.	6-6	252	2L	Lawrenceville, Ga./Norcross
33	Trey DePriest	LB	Jr.	6-2	245	2L	Springfield, Ohio/Springfield
32	C.J. Mosley	LB	Sr.	6-2	232	3L	Theodore, Ala./Theodore
47	Xzavier Dickson	LB	Jr.	6-3	265	2L	Griffin, Ga./Griffin
13	Deion Belue	CB	Sr.	5-11	183	1L	Tuscumbia, Ala./NE Mississippi CC
6	HaHa Clinton-Dix	S	Jr.	6-1	208	2L	Orlando, Fla./Dr. Phillips

STARTERS LOST

Name	POS	CLASS	HT	WT
Jesse Williams	DL	Sr.	6-4	320
Damion Square	DL	Sr.	6-3	286
Dee Milliner	CB	Jr.	6-1	199
Robert Lester	S	Sr.	6-2	210
Chance Warmack	LG	Sr.	6-3	320
Barrett Jones	C	Sr.	6-5	302
D.J. Fluker	RT	Jr.	6-6	335
Michael Williams	TE	Sr.	6-6	269
Eddie Lacy	RB	Jr.	6-0	220

RETURNING STATISTICAL LEADERS

RUSHING:	ATT	YARDS	AVG	TDS
T.J. Yeldon	175	1,108	6.3	12
Kenyan Drake	42	251	6.7	5

PASSING:	ATT	COMP	INT	TDS	YARDS	PCT
AJ McCarron	314	211	3	30	2,933	67.2

RECEIVING:	REC	YARDS	AVG	AVG/GAME	TDS
Amari Cooper	59	1,000	16.9	71.4	11
Kevin Norwood	29	461	15.9	35.5	4
Christian Jones	27	368	13.6	26.3	4

TACKLES:	TOTAL	SOLO	ASST	INT	SACKS	TFL (YDS)
C.J. Mosley	107	66	41	2-16	4.0-34	8.0-52
Trey DePriest	59	30	29	0	0	4.0-16
Vinnie Sunseri	54	35	19	2-13	1.5-11	6.0-21
Adrian Hubbard	41	24	17	0	7.0-44	11.0-54

2012 RESULTS

13-1 Overall • 7-1 SEC

Home: 6-1 Away: 4-0 Neutral: 3-0 vs. Division: 5-1 vs. Top 25: 6-1

Sept. 1	[2/2]	vs. Michigan (Arlington, Tex.) (8/8) [TV: 7]	W	41-14	90,413
Sept. 8	[1/1]	WESTERN KENTUCKY [TV: 5-6-10]	W	35-0	101,821
Sept. 15	[1/1]	at Arkansas (rv/21) [TV: 1]	W	52-0	74,617
Sept. 22	[1/1]	FLORIDA ATLANTIC [TV: 6-10-11]	W	40-7	101,821
Sept. 29	[1/1]	OLE MISS [TV: 2-6]	W	33-14	101,821
Oct. 13	[1/1]	at Missouri [TV: 1]	W	42-10	71,004
Oct. 20	[1/1]	at Tennessee [TV: 2-6]	W	44-13	102,455
Oct. 27	[1/1]	MISSISSIPPI STATE (13/12) [TV: 2-6]	W	38-7	101,821
Nov. 3	[1/1]	at LSU (5/5) [TV: 1]	W	21-17	93,374
Nov. 10	[1/1]	TEXAS A&M (15/14) [TV: 1]	L	24-29	101,821
Nov. 17	[4/5]	WESTERN CAROLINA [TV: 5-6-10]	W	49-0	101,126
Nov. 24	[2/2]	AUBURN [TV: 1]	W	49-0	101,821
Dec. 1	[2/2]	vs. Georgia (3/3) [TV: 1] (SEC Championship Game • Atlanta, Ga.)	W	32-28	75,624
Jan. 7	[2/2]	vs. Notre Dame (1/1) [TV: 2] (Discover BCS National Championship Game • Miami Gardens, Fla.)	W	42-14	80,120

ALABAMA Team Information

BASIC OFFENSE: Pro Style (Multiple)

BASIC DEFENSE: 3-4

LETTERMEN RETURNING: 47

OFFENSE: 22

DEFENSE: 23

SPECIALTY: 2

LETTERMEN LOST: 23

OFFENSE: 12

DEFENSE: 9

SPECIALTY: 2

STARTERS RETURNING: 14

OFFENSE: 6

DEFENSE: 7

SPECIALTY: 1

STARTERS LOST: 11

OFFENSE: 5

DEFENSE: 4

SPECIALTY: 2

NOTE: Specialists include punter and place-kicker only.



All-Star Candidates

AJ McCARRON

Senior • QB • 6-4 • 214 • Mobile, Ala.



- Led Alabama to back-to-back BCS National Championships, becoming the first quarterback to accomplish that feat during the BCS era.
- A third-team Associated Press All-American in 2012, leading the nation in passing efficiency (175.28) while throwing for 30 touchdowns and just three interceptions.
- Boasts a 25-2 record as a starting quarterback at Alabama. Threw for 2,933 as a junior in 2012 and ranks as the school's career leader in touchdown passes with 49.

C.J. MOSLEY

Senior • LB, 6-2, 232, Theodore, Ala.



- Finalist for the 2012 Butkus Award that is presented to the nation's top linebacker top candidate for the award in 2013. Mosley was a consensus first team All-American in 2012.
- Led the Crimson Tide with 107, which were 48 more stops than the next player on the team. His 107 tackles were the fourth-most in the past 25 years by an Alabama defender.
- Tied for the most interception returns for touchdowns in school history with three.

HAHA CLINTON-DIX

Junior • S • 6-1 • 208 • Orlando, Fla.



- Returns to anchor the Alabama secondary in 2013 as one of the top safeties in college football and a candidate for the Jim Thorpe Award.
- Started 10 games at safety a season ago and led the team (tied for SEC lead) with five interceptions, including one in each of the season's final three games (Auburn, Georgia and Notre Dame).
- Played in all 14 games in 2012 and accounted for 37 tackles (23 solo stops) with a forced fumble and four pass breakups.

AMARI COOPER

Sophomore • WR • 6-1 • 202 • Miami, Fla.



- Returns for his sophomore season in 2013 as a candidate for the Biletnikoff Award after a breakout freshman campaign.
- Set Alabama freshman records for receptions and receiving yards with 59 catches for 1,000 yards. He averaged 16.9 yards per catch and recorded five 100-yard receiving games.
- His 11 receiving touchdowns not only set the Tide's rookie record but broke Al Lary's 62-year-old school record of 10 in 1950.



ALABAMA

ALABAMA • ARKANSAS • AUBURN • FLORIDA • GEORGIA • KENTUCKY • LSU • OLE MISS

2013 Roster

No.	Name	POS	CL	HT	WT	EXP	Hometown
19	Edward Aldag	QB	So.	6-0	185	SQ	Birmingham, Ala.
93	Jonathan Allen	LB/DL	Fr.	6-3	264	HS	Leesburg, Va.
7	Ryan Anderson	LB	Fr.	6-2	255	RS	Daphne, Ala.
28	Anthony Averett	ATH	Fr.	6-0	170	HS	Woodbury, N.J.
94	Dakota Ball	DL	Fr.	6-2	270	RS	Lindale, Ga.
87	Parker Barrineau	WR	So.	6-0	183	SQ	Northport, Ala.
35	Tyler Bass	WR	Sr.	5-10	175	SQ	Birmingham, Ala.
18	Cooper Bateman	QB	Fr.	6-3	208	HS	Murray, Utah
7	Kenny Bell	WR	Sr.	6-1	180	3L	Rayville, La.
13	Deion Belue	DB	Sr.	5-11	183	1L	Tusculumbia, Ala.
31	Jerrold Bierbower	DB	Jr.	6-1	190	SQ	Dublin, Ohio
5	Chris Black	WR	Fr.	5-11	182	RS	Jacksonville, Fla.
72	Leon Brown	OL	Jr.	6-6	313	JC	Riverdale, Md.
6	HaHa Clinton-Dix	DB	Jr.	6-1	208	2L	Orlando, Fla.
26	Landon Collins	DB	So.	6-0	215	1L	Geismar, La.
15	Jonathan Cook	DB	Fr.	6-0	186	HS	Daphne, Ala.
9	Amari Cooper	WR	So.	6-1	202	1L	Miami, Fla.
14	Luke Del Rio	QB	Fr.	6-2	203	HS	Highlands Ranch, Colo.
39	Paden Crowder	LB	So.	6-4	200	SQ	Vestavia Hills, Ala.
33	Trey DePriest	LB	Jr.	6-2	245	2L	Springfield, Ohio
30	Denzel Devall	LB	So.	6-2	250	1L	Bastrop, La.
55	Josh Dickerson	LB	Jr.	6-1	244	SQ	Evans, Ga.
47	Xzavier Dickson	LB	Jr.	6-3	265	2L	Griffin, Ga.
17	Kenyan Drake	RB	So.	6-1	201	1L	Powder Springs, Ga.
36	Dustin Ellison	WR	Jr.	6-0	170	SQ	Monroeville, Ala.
85	Malcolm Faciane	TE	So.	6-5	267	1L	Picayune, Miss.
80	Raheem Falkins	WR	Fr.	6-4	203	HS	New Orleans, La.
44	LaMichael Fanning	DL	So.	6-7	270	1L	Hamilton, Ga.
43	Cade Foster	PK	Sr.	6-1	224	3L	Southlake, Texas
8	Robert Foster	WR	Fr.	6-3	187	HS	Monaca, Pa.
2	Ruben Foster	LB	Fr.	6-1	244	HS	Auburn, Ala.
45	Jalston Fowler	RB	Jr.	6-1	250	2L	Mobile, Ala.
41	Kurt Freitag	TE	Fr.	6-4	235	RS	Buford, Ga.
10	John Fulton	DB	Sr.	6-0	186	3L	Manning, S.C.
41	Daniel Geddes	DB	Jr.	5-6	170	SQ	Northport, Ala.
58	Brandon Greene	OL	Fr.	6-5	307	RS	Ellenwood, Ga.
99	Adam Griffith	PK	Fr.	5-10	187	RS	Calhoun, Ga.
74	Caleb Gullette	OL	Fr.	6-4	286	RS	Prattville, Ala.
58	Alex Harrelson	SN	So.	6-0	220	SQ	Vestavia Hills, Ala.
86	Truett Harris	TE	So.	6-3	210	SQ	Brentwood, Tenn.
1	Dee Hart	RB	So.	5-9	187	1L	Orlando, Fla.
3	Derrick Henry	RB	Fr.	6-3	238	HS	Yulee, Fla.
73	Brandon Hill	OL	Fr.	6-6	385	HS	Collierville, Tenn.
64	Grant Hill	OL	Fr.	6-6	301	HS	Huntsville, Ala.
88	O.J. Howard	TE	Fr.	6-6	237	HS	Prattville, Ala.
42	Adrian Hubbard	LB	Jr.	6-6	252	2L	Lawrenceville, Ga.
99	Brandon Ivory	DL	Jr.	6-4	310	2L	Memphis, Tenn.
4	Eddie Jackson	DB	Fr.	6-0	175	HS	Lauderdale Lakes, Fla.
90	Bernel Jones	DL	Jr.	6-3	240	SQ	Montgomery, Ala.
22	Christian Jones	WR	Jr.	5-11	185	2L	Adamsville, Ala.
5	Cyrus Jones	WR	So.	5-10	196	1L	Baltimore, Md.
82	Harrison Jones	TE	Jr.	6-4	241	2L	Germantown, Tenn.
20	Tyren Jones	RB	Fr.	5-9	215	HS	Marietta, Ga.
40	Walker Jones	LB	Fr.	6-2	234	HS	Germantown, Tenn.
1	Alvin Kamara	RB	Fr.	5-10	195	HS	Norcross, Ga.
70	Ryan Kelly	OL	So.	6-5	290	1L	West Chester, Ohio
85	Korren Kirven	DL	Fr.	6-5	281	RS	Lynchburg, Va.
77	Arie Kouandjio	OL	Jr.	6-5	315	1L	Hyattsville, Md.

No.	Name	POS	CL	HT	WT	EXP	Hometown
71	Cyrus Kouandjio	OL	Jr.	6-6	310	2L	Hyattsville, Md.
95	Darren Lake	DL	So.	6-3	324	1L	York, Ala.
25	Dillon Lee	LB	So.	6-4	242	1L	Buford, Ga.
78	Chad Lindsay	OL	Jr.	6-2	302	2L	The Woodlands, Texas
52	Dee Linder	DL	Fr.	6-3	281	HS	Muscle Shoals, Ala.
51	Wilson Love	DL	So.	6-3	286	SQ	Mountain Brook, Ala.
68	Isaac Luatua	OL	So.	6-2	313	SQ	La Mirada, Calif.
29	Cody Mandell	P	Sr.	6-4	213	3L	Lafayette, La.
55	Cole Mazza	LS	Fr.	6-1	246	HS	Bakersfield, Calif.
10	AJ McCarron	QB	Sr.	6-4	214	3L	Mobile, Ala.
47	Corey McCarron	TE	So.	6-2	238	TR	Mobile, Ala.
15	Parker McLeod	QB	Fr.	6-3	193	HS	Marietta, Ga.
19	Jai Miller	DB	Fr.	6-3	213	HS	Valley Grande, Ala.
60	Brandon Moore	OL	So.	6-0	313	SQ	Cincinnati, Ohio
11	Alec Morris	QB	Fr.	6-3	230	RS	Allen, Texas
12	Taylor Morton	DB	Jr.	5-11	186	SQ	Centreville, Ala.
32	C.J. Mosley	LB	Sr.	6-2	232	3L	Theodore, Ala.
64	Michael Newsome	DL	Jr.	6-2	250	SQ	Cockeysville, Md.
59	Harold Nicholson	OL	Jr.	6-5	283	SQ	Columbus, Ohio
83	Kevin Norwood	WR	Sr.	6-2	195	3L	D'Iberville, Miss.
46	Michael Nysewander	TE	Jr.	6-1	235	SQ	Hoover, Ala.
53	Anthony Orr	DL	Jr.	6-4	282	SQ	Madison, Ala.
34	Tyler Owens	LB	Jr.	6-0	220	SQ	Columbiana, Ala.
8	Jeffrey Pagan	DL	Jr.	6-4	290	2L	Asheville, N.C.
91	Darius Paige	DI	Fr.	6-4	314	HS	Foley, Ala.
11	Tana Patrick	LB	Sr.	6-3	238	3L	Bridgeport, Ala.
27	Nick Perry	DB	Sr.	6-1	212	3L	Prattville, Ala.
18	Reggie Ragland	LB	So.	6-2	259	1L	Madison, Ala.
81	Ty Reed	WR/QB	Sr.	6-1	190	SQ	Rocky Hill, Conn.
32	Trey Roberts	RB	So.	6-0	180	SQ	Mobile, Ala.
86	A'Shawn Robinson	DL	Fr.	6-4	320	HS	Forth Worth, Texas
44	Matt Sandlin	QB	Jr.	6-3	207	SQ	Tuscaloosa, Ala.
79	Austin Shepherd	OL	Jr.	6-5	315	2L	Buford, Ga.
6	Blake Sims	QB	Jr.	6-0	202	2L	Gainesville, Ga.
24	Geno Smith	DB	So.	6-0	186	1L	Atlanta, Ga.
21	Maurice Smith	DB	Fr.	6-0	180	HS	Sugar Land, Texas
61	Anthony Steen	OL	Sr.	6-3	309	3L	Clarksdale, Miss.
13	ArDarius Stewart	ATH	Fr.	6-0	190	HS	Fultondale, Ala.
49	Ed Stinson	DL	Sr.	6-4	292	3L	Homestead, Fla.
3	Vinnie Sunseri	DB	Jr.	6-0	210	2L	Tuscaloosa, Ala.
16	Bradley Sylve	DB	So.	5-11	180	1L	Port Sulphur, La.
50	Alphonse Taylor	OL	Fr.	6-5	335	RS	Mobile, Ala.
50	MK Taylor	SN	Jr.	5-10	229	SQ	Oxford, Ala.
23	Altee Tenpenny	RB	Fr.	6-0	207	HS	North Little Rock, Ark.
43	Matt Tinney	LB	Sr.	6-1	247	SQ	Hoover, Ala.
54	Dalvin Tomlinson	DL	Fr.	6-2	287	RS	McDonough, Ga.
84	Brian Vogler	TE	Jr.	6-7	260	2L	Columbus, Ga.
69	Paul Waldrop	OL	So.	6-4	276	SQ	Phenix City, Ala.
23	Jabriel Washington	DB	So.	5-11	185	1L	Jackson, Tenn.
38	Jared Watson	WR	Sr.	6-0	170	SQ	Northport, Ala.
33	Jeremy Watson	WR	Sr.	6-1	184	SQ	Northport, Ala.
2	DeAndrew White	WR	Jr.	6-0	190	2L	Houston, 3Texas
20	Jarrick Williams	DB	Jr.	6-1	210	2L	Mobile, Ala.
89	Kieran Williams	TE	Fr.	6-4	236	HS	Lawrenceville, Ga.
63	Kellen Williams	OL	Sr.	6-3	302	2L	Lawrenceville, Ga.
56	Tim Williams	LB	Fr.	6-3	235	HS	Baton Rouge, La.
97	Jay Woods	DL	So.	6-2	275	SQ	Frisco, Texas
4	T.J. Yeldon	RB	So.	6-2	218	1L	Daphne, Ala.



Year-By-Year Records

Year	Coach	SEC	SEC Finish	Overall	Bowls
1892	E.N. Beaumont			2-2	
1893	Eli Abbott			0-4	
1894	Eli Abbott			3-1	
1895	Eli Abbott			0-4	
1896	Otto Wagonhurst			2-1	
1897	Allen McCants			1-0	
1898	No Team				
1899	W.A. Hartin			3-1	
1900	M. Griffin			2-3	
1901	M.H. Harvey			2-1-2	
1902	Eli Abbott, J.O. Heyworth			4-4	
1903	W.B. Blount			3-4	
1904	W.B. Blount			7-3	
1905	Jack Leavenworth			6-4	
1906	J.W.H. Pollard			5-1	
1907	J.W.H. Pollard			5-1-2	
1908	J.W.H. Pollard			6-1-1	
1909	J.W.H. Pollard			5-1-2	
1910	Guy S. Lowman			4-4	
1911	D.V. Graves			5-2-2	
1912	D.V. Graves			5-3-1	
1913	D.V. Graves			6-3	
1914	D.V. Graves			5-4	
1915	Thomas Kelly			6-2	
1916	Thomas Kelly			6-3	
1917	Thomas Kelly			5-2-1	
1918	No Team				
1919	Xen C. Scott			8-1	
1920	Xen C. Scott			10-1	
1921	Xen C. Scott			5-4-2	
1922	Xen C. Scott			6-3-1	
1923	Wallace Wade			7-2-1	
1924	Wallace Wade			8-1	
1925	Wallace Wade			10-0	Rose
1926	Wallace Wade			9-0-1	Rose
1927	Wallace Wade			5-4-1	
1928	Wallace Wade			6-3	
1929	Wallace Wade			6-3	
1930	Wallace Wade			10-0	Rose
1931	Frank W. Thomas			9-1	
1932	Frank W. Thomas			8-2	
1933	Frank W. Thomas	5-0-1	1	7-1-1	
1934	Frank W. Thomas	7-0	1†	10-0	Rose
1935	Frank W. Thomas	4-2	5	6-2-1	
1936	Frank W. Thomas	5-0-1	2	8-0-1	
1937	Frank W. Thomas	6-0	1	9-1	Rose
1938	Frank W. Thomas	4-1-1	2†	7-1-1	
1939	Frank W. Thomas	2-3-1	8	5-3-1	
1940	Frank W. Thomas	4-2	4	7-2	
1941	Frank W. Thomas	5-2	3	9-2	Cotton
1942	Frank W. Thomas	4-2	5	8-3	Orange
1943	No Team				
1944	Frank W. Thomas	3-1-2	3†	5-2-2	Sugar
1945	Frank W. Thomas	6-0	1	10-0	Rose
1946	Frank W. Thomas	4-3	6	7-4	
1947	H.D. "Red" Drew	5-2	3	8-3	Sugar
1948	H.D. "Red" Drew	4-4-1	6†	6-4-1	
1949	H.D. "Red" Drew	4-3-1	6	6-3-1	
1950	H.D. "Red" Drew	6-2	3	9-2	
1951	H.D. "Red" Drew	3-5	7†	5-6	
1952	H.D. "Red" Drew	4-2	4	4-2	Orange
1953	H.D. "Red" Drew	4-0-3	1	6-3-3	Cotton
1954	H.D. "Red" Drew	3-3-2	6†	4-5-2	
1955	J.B. "Ears" Whitworth	0-7	12	0-10	
1956	J.B. "Ears" Whitworth	2-5	8†	2-7-1	
1957	J.B. "Ears" Whitworth	1-6-1	11	2-7-1	
1958	Paul "Bear" Bryant	3-4-1	6†	5-4-1	
1959	Paul "Bear" Bryant	4-1-2	4	7-2-2	Liberty
1960	Paul "Bear" Bryant	5-1-1	3	8-1-2	Bluebonnet
1961	Paul "Bear" Bryant	7-0	1†	11-0	Sugar
1962	Paul "Bear" Bryant	6-1	2	10-1	Orange
1963	Paul "Bear" Bryant	6-2	3	9-2	Sugar
1964	Paul "Bear" Bryant	8-0	1	10-1	Orange
1965	Paul "Bear" Bryant	6-1-1	1	9-1-1	Orange
1966	Paul "Bear" Bryant	6-0	1†	11-0	Sugar
1967	Paul "Bear" Bryant	5-1	2	8-2-1	Cotton
1968	Paul "Bear" Bryant	4-2	3†	8-3	Gator
1969	Paul "Bear" Bryant	2-4	8	6-5	Liberty
1970	Paul "Bear" Bryant	3-4	7†	6-5-1	Bluebonnet
1971	Paul "Bear" Bryant	7-0	1	11-1	Orange
1972	Paul "Bear" Bryant	7-1	1	10-2	Cotton
1973	Paul "Bear" Bryant	8-0	1	11-1	Sugar
1974	Paul "Bear" Bryant	6-0	1	11-1	Orange
1975	Paul "Bear" Bryant	6-0	1	11-1	Sugar
1976	Paul "Bear" Bryant	5-2	3	9-3	Liberty
1977	Paul "Bear" Bryant	7-0	1†	11-1	Sugar
1978	Paul "Bear" Bryant	6-0	1	11-1	Sugar
1979	Paul "Bear" Bryant	6-0	1	12-0	Sugar
1980	Paul "Bear" Bryant	5-1	2†	10-2	Cotton
1981	Paul "Bear" Bryant	6-0	1†	9-2-1	Cotton
1982	Paul "Bear" Bryant	3-3	6†	8-4	Liberty

Year	Coach	SEC	SEC Finish	Overall	Bowls
1983	Ray Perkins	4-2	3†	8-4	Sun
1984	Ray Perkins	2-4	7†	5-6	
1985	Ray Perkins	4-1-1	2†	9-2-1	Aloha
1986	Ray Perkins	4-2	2†	10-3	Sun
1987	Bill Curry	4-2	4†	7-5	Hall of Fame
1988	Bill Curry	4-3	4†	9-3	Sun
1989	Bill Curry	6-1	1†	10-2	Sugar
1990	Gene Stallings	5-2	2†	7-5	Fiesta
1991	Gene Stallings	6-1	2	11-1	Blockbuster
1992	Gene Stallings	8-0	1	13-0	Sugar
1993	Gene Stallings	# 0-8	-	# 1-12	Gator
1994	Gene Stallings	8-0	1-W	12-1	Citrus
1995	Gene Stallings	5-3	-	8-3	
1996	Gene Stallings	6-2	1-W	10-3	Outback
1997	Mike DuBose	2-6	T5-W	4-7	
1998	Mike DuBose	4-4	3-W	7-5	Music City
1999	Mike DuBose	7-1	1-W	10-3	Orange
2000	Mike DuBose	3-5	6-W	3-8	
2001	Dennis Franchione	4-4	T3-W	7-5	Independence
2002	Dennis Franchione	6-2	-	10-3	
2003	Mike Shula	2-6	-	4-9	
2004	Mike Shula	3-5	T3-W	6-6	Music City
2005	Mike Shula	0-2	6-W	0-2	Cotton
(Originally 10-2 with 10 wins vacated by NCAA ruling)					
2006	Mike Shula	0-6	6-W	0-7	Independence
(Originally 6-7 with 6 wins vacated by NCAA ruling)					
2007	Nick Saban	1-4	5-W	2-6	Independence
(Originally 7-6 with 5 wins vacated by NCAA ruling)					
2008	Nick Saban	8-0	1-W	12-2	Sugar
2009	Nick Saban	8-0	1-W	14-0	BCS NCG
2010	Nick Saban	5-3	4-W	10-3	Capital One
2011	Nick Saban	7-1	2-W	12-1	BCS NCG
2012	Nick Saban	7-1	1-W	13-1	BCS NCG

#Includes forfeits imposed by NCAA

BOWL RESULTS (34-22-3)

Bowl	Opponent	Result	Date
Rose	Washington	W 20-19	1-1-26
Rose	Stanford	T 7-7	1-1-27
Rose	Washington State	W 24-0	1-1-31
Rose	Stanford	W 29-13	1-1-35
Rose	California	L 13-0	1-1-38
Cotton	Texas A&M	W 29-21	1-1-42
Orange	Boston College	W 37-21	1-1-43
Sugar	Duke	L 26-29	1-1-45
Rose	Southern Cal	W 34-14	1-1-46
Sugar	Texas	L 7-27	1-1-48
Orange	Syracuse	W 61-6	1-1-53
Cotton	Rice	L 6-28	1-1-54
Liberty	Penn State	L 0-7	12-9-59
Bluebonnet	Texas	T 3-3	12-17-60
Sugar	Arkansas	W 10-3	1-1-62
Orange	Oklahoma	W 17-0	1-1-63
Sugar	Ole Miss	W 12-7	1-1-64
Orange	Texas	L 17-21	1-1-65
Orange	Nebraska	W 39-28	1-1-66
Sugar	Nebraska	W 34-7	1-2-67
Cotton	Texas A&M	L 16-20	1-1-68
Gator	Missouri	L 10-35	12-28-68
Liberty	Colorado	L 33-47	12-13-69
Bluebonnet	Oklahoma	T 24-24	12-31-70
Orange	Nebraska	L 6-38	1-1-72
Cotton	Texas	L 13-17	1-1-73
Sugar	Notre Dame	L 23-24	1-1-74
Orange	Notre Dame	L 11-13	1-1-75
Sugar	Penn State	W 13-6	12-31-75
Liberty	UCLA	W 36-6	12-20-76
Sugar	Ohio State	W 35-6	1-2-78
Sugar	Penn State	W 14-7	1-1-79
Sugar	Arkansas	W 24-9	1-1-80
Cotton	Baylor	W 30-2	1-1-81
Cotton	Texas	L 12-14	1-1-82
Liberty	Illinois	W 21-15	12-29-82
Sun	Southern Methodist	W 28-7	12-24-83
Aloha	Southern Cal	W 24-3	12-28-85
Sun	Washington	W 24-6	12-25-86
Hall of Fame	Michigan	W 24-28	1-2-89
Sun	Army	W 29-28	12-29-88
Sugar	Miami (Florida)	L 25-33	1-1-90
Fiesta	Louisville	L 7-35	1-1-91
Blockbuster	Colorado	W 30-25	12-28-91
Sugar	Miami (Florida)	W 34-13	1-1-93
Gator	North Carolina	W 24-10	12-31-93
Citrus	Ohio State	W 24-17	1-2-95
Outback	Michigan	W 17-14	1-1-97
Music City	Virginia Tech	L 7-38	12-29-98
Orange	Michigan	L 34-35 (OT)	1-1-00
Independence	Iowa State	W 14-13	12-27-01
Music City	Minnesota	L 16-20	12-31-04
Cotton	Texas Tech	W 13-10	1-2-06
Independence	Oklahoma State	L 31-34	12-28-06
Independence	Colorado	W 30-24	12-30-07
Sugar	Utah	L 17-31	1-2-09
BCS NCG	Texas	W 37-21	1-7-10
Capital One Bowl	Michigan State	W 49-7	1-1-11
BCS NCG	LSU	W 21-0	9-12-11
BCS NCG	Notre Dame	W 42-14	1-7-13



ARKANSAS

ALABAMA • ARKANSAS • AUBURN • FLORIDA • GEORGIA • KENTUCKY • LSU • OLE MISS



2013 SCHEDULE

Aug. 31	LOUISIANA-LAFAYETTE	ARK leads 4-0
Sept. 7	SAMFORD (Little Rock)	First Meeting
Sept. 14	SOUTHERN MISS	First Meeting
Sept. 21	at Rutgers	Rutgers leads 1-0
Sept. 28	TEXAS A&M*	ARK leads 41-25-3
Oct. 5	at Florida*	UF leads 8-1
Oct. 12	SOUTH CAROLINA*	ARK leads 13-8
Oct. 19	at Alabama*	UA leads 15-8
Nov. 2	AUBURN*	AU leads 11-10-1
Nov. 9	at Ole Miss*	ARK leads 32-26-1
Nov. 23	MISSISSIPPI STATE*	ARK leads 15-7-1
Nov. 29	at LSU*	LSU leads 36-20-2

University of Arkansas Razorback Quick Facts

LOCATION: Fayetteville, Arkansas

FOUNDED: March 27, 1871

ENROLLMENT: 24,537

NICKNAME: Razorbacks

COLORS: Cardinal and White

STADIUMS:

Fayetteville: Donald W. Reynolds Razorback Stadium (72,000)

Little Rock: War Memorial Stadium (53,955)

PLAYING SURFACE: Synthetic Powerblade 2.5 (Fayetteville) Field Turf (Little Rock)

FIRST GAME: Sept. 24, 1938 – Arkansas 27, Oklahoma A&M 7

HOME RECORD: 452-182-14 (.708)

HOME ATTENDANCE: 420,943 (70,157 avg./97.44% Capacity)

ALL-TIME RECORD: 684-460-40 (.595/1,184 games)

2012 RECORD: 4-8 (3-5 H, 1-3 A, 0-0 N, 1-5 vs. Western Division)

2012 SEC RECORD/FINISH: 2-6/6th SEC West

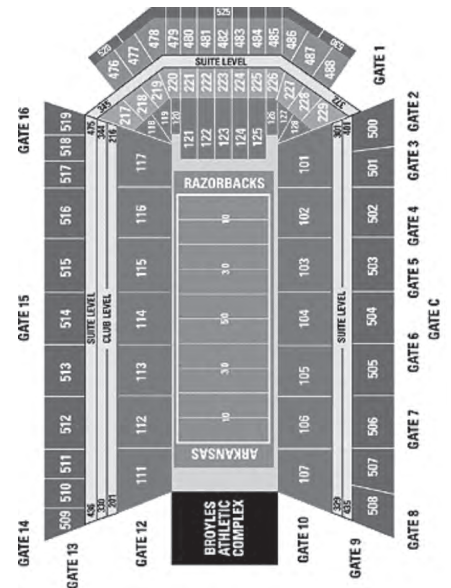
SEC CHAMPIONSHIPS: 0

BOWL: N/A

BOWL APPEARANCES: 39

BOWL RECORD: 13-23-3 (.372)

LAST BOWL APPEARANCE: AT&T Cotton Bowl, Arlington, Texas (defeated Kansas State, 29-16, Jan. 6, 2012)



DR. G. DAVID GEARHART
Chancellor
(Westminster, '74)



SHARON HUNT
Faculty Representative
(Arkansas, '73)




JEFF LONG
Athletics Director
(Ohio Wesleyan, '82)



BRET BIELEMA
Head Football Coach
(Iowa, '92)

BRET BIELEMA



HOMETOWN: Prophetstown, Ill.

ALMA MATER: Iowa (1992)

PLAYING CAREER: A defensive tackle at Iowa, he lettered from 1989-92, helping the Hawkeyes win the 1990 Big Ten championship, and was team captain as a senior.

COACHING EXPERIENCE: Graduate Assistant – Iowa 1994-95; Linebackers – Iowa 1996-2001; co-Defensive Coordinator/Linebackers – Kansas State 2002-03; Defensive Coordinator/Linebackers – Wisconsin 2004-05; Head Coach – Wisconsin, 2006-12; Head Coach – Arkansas, Dec. 2012-Present

COACHING ACHIEVEMENTS: 2012 Big Ten Championship; 2011 Big Ten Championship; 2010 Big Ten Championship; 2003 Big 12 Championship

BORN: Jan. 13, 1970

WIFE: Jen

YEAR-BY-YEAR

Year	School	Conf.	Pct.	All	Pct.	Bowl
2006	Wisconsin	7-1	.875	12-1	.923	Capital One
2007	Wisconsin	5-3	.625	9-4	.692	Outback
2008	Wisconsin	3-5	.375	7-6	.538	Champs Sports
2009	Wisconsin	5-3	.625	10-3	.769	Champs Sports
2010	Wisconsin	7-1	.875	11-2	.846	Rose
2011	Wisconsin	6-2	.750	11-3	.786	Rose
2012	Wisconsin	4-4	.500	8-5	.615	*Rose
TOTALS		37-19	.661	68-24	.739	7 Years
BOWL RECORD:		2-4	.333			

* did not coach team in bowl game

ASSISTANT COACHES

CHRIS ASH (Drake, 1996) – Defensive Coordinator/Secondary – 1st Year

JIM CHANEY (Central Missouri State, 1985) – Offensive Coordinator/Quarterbacks – 1st Year

SAM PITTMAN (Pittsburg State, 1986) – Associate Head Coach/Recruiting Coordinator/Offensive Line – 1st Year

CHARLIE PARTRIDGE (Drake, 1995) – Assistant Head Coach/Defensive Line – 1st Year

TAVER JOHNSON (Wittenburg, 1994) – Cornerbacks – 2nd Year

BARRY LUNNEY JR. (Arkansas, 1996) – Tight Ends – 1st Year

RANDY SHANNON (Miami, 1989) – Linebackers – 1st Year

MICHAEL SMITH (Kansas State, 1995) – Wide Receivers – 1st Year

JOEL THOMAS (Idaho, 1998) – Running Backs – 1st Year

SUPPORT STAFF

BEN HERBERT (Wisconsin, 2002) – Head Strength and Conditioning Coach

MARK TAURISANI (SUNY Fredonia, 2003) – Director of Football Operations

BOBBY ALLEN (Virginia Tech, 1983) – Director of High School and NFL Relations



ARKANSAS

ALABAMA • ARKANSAS • AUBURN • FLORIDA • GEORGIA • KENTUCKY • LSU • OLE MISS

RETURNING OFFENSIVE STARTERS

No.	Name	POS	CLASS	HT	WT	EXP	Hometown/Last School
64	Travis Swanson	C	Sr.	6-5	318	3L	Kingwood, TX/Kingwood HS
69	David Hurd	OT	Sr.	6-6	318	1L	West Monroe, LA/West Monroe HS
87	Austin Tate	TE	Sr.	6-6	259	3L	Harrison, AR/Harrison HS
82	Mekale McKay	WR	So.	6-6	195	1L	Louisville, KY/Moore HS

RETURNING DEFENSIVE STARTERS

No.	Name	POS	CLASS	HT	WT	EXP	Hometown/Last School
42	Chris Smith	DE	Sr.	6-3	268	3L	Mount Ulla, NC/West Rowan HS
54	Byran Jones	DT	Sr.	6-2	315	3L	Junction City, AR/Junction City HS
86	Trey Flowers	DE	Jr.	6-4	262	2L	Huntsville, AL/Columbia HS
31	A.J. Turner	LB	So.	6-2	224	1L	Lepanto, AR/East Poinsett County HS
9	Will Hines	CB	So.	6-1	190	1L	Waco, TX/Waco HS
8	Tevin Mitchel	CB	Jr.	6-0	185	2L	Mansfield, TX/Legacy HS
14	Eric Bennett	S	Sr.	6-0	200	3L	Tulsa, OK/Booker T. Washington HS
26	Rohan Gaines	S	So.	5-11	195	1L	Bainbridge, GA/Bainbridge HS

STARTERS LOST

Name	POS	CLASS	HT	WT
Tyler Wilson	QB	Sr.	6-3	220
Knile Davis	RB	Jr.	6-0	226
Cobi Hamilton	WR	Sr.	6-3	209
Alvin Bailey	OG	Jr.	6-5	312
Tyler Deacon	OG	Sr.	6-4	300
Jason Peacock	OT	Sr.	6-4	305
Alfred Davis	DT	Sr.	6-1	318
Alonzo Highsmith	LB	Sr.	6-1	233
Ross Rasner	S	Sr.	6-0	212
Brandon Mitchell	WR	Jr.	6-4	230

RETURNING STATISTICAL LEADERS

RUSHING:	ATT	YARDS	AVG	TDS
Jonathan Williams	45	231	5.1	0

PASSING:	ATT	COMP	INT	TDS	YARDS	PCT
Brandon Allen	49	21	3	1	186	42.9

RECEIVING:	REC	YARDS	AVG	AVG/GAME	TDS
Mekale McKay	21	317	15.1	26.4	2
Javontee Herndon	21	304	14.5	25.3	3
Julian Horton	14	193	13.8	16.1	2
Austin Tate	14	111	7.9	9.2	0

TACKLES:	TOTAL	SOLO	ASST	INT	SACKS	TFL (YDS)
Rohan Gaines	75	46	29	0-0	0.0-0	0.0 (0)
A.J. Turner	53	18	35	0-0	1.0-6	3.5 (9)
Byran Jones	52	14	38	0-0	1.5-17	5.0 (29)
Chris Smith	52	28	24	0-0	9.5-65	13.0 (70)
Trey Flowers	50	22	28	0-0	6.0-58	13.0 (76)
Eric Bennett	40	17	23	0-0	0.0-0	0.5 (3)
Tevin Mitchel	34	15	19	1-0	0.0-0	0.5 (1)

ARKANSAS Team Information

BASIC OFFENSE: Multiple
BASIC DEFENSE: 4-3

LETTERMEN RETURNING: 47

OFFENSE: 23
DEFENSE: 21
SPECIALTY: 3

LETTERMEN LOST: 28

OFFENSE: 11
DEFENSE: 14
SPECIALTY: 3

STARTERS RETURNING: 13

OFFENSE: 4
DEFENSE: 8
SPECIALTY: 1

STARTERS LOST: 11

OFFENSE: 7
DEFENSE: 3
SPECIALTY: 1

NOTE: Specialists include punter and place-kicker only.

2012 RESULTS

4-8 Overall • 2-6 SEC

Home: 3-5 Away: 1-3 vs. Neutral: 0-0 vs. Division: 1-5 vs. Top 25: 0-3

Sept. 1	[10/10]	JACKSONVILLE STATE [TV: 6-10-11]	W	49-24	71,062
Sept. 8	[8/10]	ULM (Little Rock) [TV: 4]	L	31-34 (1ot)	53,089
Sept. 15	[rv/21]	ALABAMA (1/1) [TV: 1]	L	0-52	74,617
Sept. 22		RUTGERS (rv/rv) [TV: 4]	L	26-35	72,543
Sept. 29		at Texas A&M [(rv/rv) TV: 5-6-10]	L	10-58	86,442
Oct. 6		at Auburn [TV: 3-6]	W	24-7	85,813
Oct. 13		KENTUCKY [TV: 6-9-10]	W	49-7	67,153
Oct. 27		OLE MISS (Little Rock) [TV: 5-6-10]	L	27-30	55,378
Nov. 3		TULSA (rv/rv) [TV: 5-6-10]	W	19-15	64,451
Nov. 10		at South Carolina (12/11) [TV: 1]	L	20-38	78,772
Nov. 17		at Mississippi State (rv/rv) [TV: 5-6-10]	L	14-45	54,838
Nov. 23		LSU (8/7) [TV: 1]	L	13-20	71,117

All-Star Candidates

BYRAN JONES

Senior • DT • 6-2 • 310 • Junction City, Ark.



- Has started 29 of 35 games in his career
- Recorded 122 tackles, 10.5 for loss with 2.5 sacks, six quarterback hurries, one fumble recovery and one blocked kick
- In 2012, tied for team lead among defensive linemen with 52 tackles and added four quarterback hurries

KIERO SMALL

Senior • FB • 5-10 • 246 • Baltimore, Md.



- Has appeared in 14 games with two starts, rushing once for a one-yard touchdown, making one seven-yard reception and returning two kickoffs for 17 yards
- Returning after missing final 11 games of 2012 and being granted medical redshirt
- In 2011, was lead blocker for UA rushing attack that ranked third in the SEC with 4.53 yards-per-carry average in SEC play and with 14 rushing touchdowns against conference competition

CHRIS SMITH

Senior • DE • 6-3 • 266 • Mount Ulla, N.C.



- 2012 Honorable-mention All-SEC selection
- Ranked 4th in SEC and 25th in NCAA with average of 0.79 sacks per game and tied for 5th in SEC with 1.08 tackles for loss per game in 2012
- 13.0 tackles for loss in 2012 ranks 7th on Arkansas' single-season list
- Ranks 12th in school history with 13.0 career sacks

TRAVIS SWANSON

Senior • C • 6-5 • 314 • Kingwood, Texas



- Rimington Trophy Watch List
- Team captain and second-team All-SEC selection in 2012, when UA offensive line ranked 3rd in SEC with average of 1.58 sacks allowed per game
- Has started all 38 games of Razorback career and blocked for 3,000-yard passer in all three seasons
- In 2010, led offensive line that blocked for first season in school history with 3,000-yard passer and 1,000-yard rusher



ARKANSAS

ALABAMA • ARKANSAS • AUBURN • FLORIDA • GEORGIA • KENTUCKY • LSU • OLE MISS

2013 Roster

No.	Name	POS	HT	WT	CL/EXP	Hometown
8	Austin Allen	QB	6-1	200	Fr.-HS	Fayetteville, Ark.
10	Brandon Allen	QB	6-3	214	So.-1L	Fayetteville, Ark.
33	Patrick Arinze	FB	5-10	254	Jr.-TR	La Mesa, Calif.
95	Horace Arkadie	DE	6-4	278	So.-SQ	Irving, Texas
44	Robert Atiga	LB	6-3	237	Sr.-1L	West Valley City, Utah
17	Dakota Baggett	CB	5-8	164	So.-SQ	Bentonville, Ark.
37	Toby Baker	P	6-3	193	Fr.-RS	Memphis, Tenn.
80	Tevin Beanum	DE	6-5	250	Fr.-HS	Forrest City, Ark.
68	Austin Beck	OT	6-7	296	So.-SQ	Nowata, Okla.
14	Eric Bennett	S	6-0	191	Sr.-3L	Tulsa, Okla.
79	Ben Benton	OL	6-5	300	Fr.-RS	Memphis, Tenn.
72	Cordale Boyd	OL	6-3	311	Fr.-RS	Memphis, Tenn.
25	Alex Brignoni	S	6-1	200	Fr.-HS	Fayetteville, Ark.
28	Ray Buchanan Jr.	CB	5-11	187	Fr.-RS	Suwanee, Ga.
16	Brian Buehner	QB	5-11	197	Jr.-2L	Louisville, Ky.
26	Alex Cacciarelli	WR	6-0	187	Jr.-SQ	St. Louis, Mo.
24	Daunte Carr	LB	6-3	229	Jr.-2L	Gainesville, Ga.
75	Luke Charpentier	C	6-4	312	Jr.-2L	Cut Off, La.
7	Tiquention Coleman	S	5-10	198	Jr.-TR	Mauldin, S.C.
20	De'Andre Coley	S	6-1	178	Fr.-HS	Miami, Fla.
3	Alex Collins	RB	5-11	210	Fr.-HS	Ft. Lauderdale, Fla.
29	Jared Collins	CB	6-0	169	Fr.-RS	Tulsa, Okla.
74	Brey Cook	OL	6-7	318	Jr.-2L	Springdale, Ark.
6	D'Arthur Cowan	WR	6-3	187	So.-1L	Olive Branch, Miss.
53	Alan D'Appollonio	SNP	6-0	221	Jr.-2L	Phoenix, Ariz.
59	Marcus Danenhauer	OG	6-5	300	So.-SQ	Bentonville, Ark.
66	Adam Deacon	OG	6-1	310	So.-SQ	Little Rock, Ark.
22	D.J. Dean	CB	5-10	180	Fr.-HS	Newton, Texas
85	Demetrius Dean	TE	6-3	270	So.-1L	Fayetteville, Ark.
11	AJ Derby	QB	6-5	241	Jr.-TR	Iowa City, Iowa
51	Brooks Ellis	LB	6-2	220	Fr.-HS	Fayetteville, Ark.
55	Matt Emrich	SNP	6-3	186	Fr.-RS	El Dorado, Ark.
34	Denzell Evans	RB	6-0	205	Fr.-HS	Houston, Texas
4	Kelvin Fisher Jr.	CB	5-11	200	So.-1L	Gilbert, Ariz.
86	Trey Flowers	DE	6-4	256	Jr.-2L	Huntsville, Ala.
26	Rohan Gaines	S	5-11	190	So.-1L	Bainbridge, Ga.
58	Ray Gervasi	C	6-2	339	Jr.-1L	Orinda, Calif.
32	Drew Gorton	SNP	6-0	196	So.-SQ	Fayetteville, Ark.
14	Melvinson Hartfield	WR	5-11	183	Fr.-HS	Dallas, Texas
4	Keon Hatcher	WR	6-2	208	So.-1L	Owasso, Okla.
5	Eric Hawkins	WR	6-0	183	Fr.-RS	Longview, Texas
84	Hunter Henry	TE	6-6	245	Fr.-HS	Little Rock, Ark.
43	John Henson	K	5-11	165	Jr.-1L	Southlake, Texas
19	Javontee Herndon	WR	6-1	194	Sr.-3L	Jacksonville, Fla.
92	Sam Irwin-Hill	P	6-3	215	Jr.-TR	Bendigo, Australia
9	Will Hines	CB	6-1	191	So.-1L	Waco, Texas
18	Zach Hocker	K	6-0	182	Sr.-3L	Russellville, Ark.
93	DeMarcus Hodge	DT	6-1	340	So.-1L	Monroe, La.
22	Nate Holmes	RB	6-1	176	So.-1L	Port Arthur, Texas
16	Price Holmes	S	6-3	213	Sr.-1L	Batesville, Ark.
2	Julian Horton	WR	6-1	202	Sr.-3L	Norcross, Ga.
69	David Hurd	OT	6-6	309	Sr.-1L	West Monroe, La.

No.	Name	POS	HT	WT	CL/EXP	Hometown
94	Taiwan Johnson	DE	6-3	255	Fr.-RS	Manvel, Texas
52	Austin Jones	LB	6-2	230	Sr.-1L	Dallas, Texas
54	Byran Jones	DT	6-2	310	Sr.-3L	Junction City, Ark.
97	Darrell Kelly-Thomas	DE	6-4	238	So.-1L	Lufkin, Texas
71	Denver Kirkland	OG	6-5	320	Fr.-HS	Miami, Fla.
78	Reeve Koehler	OG	6-4	330	Fr.-HS	Kailua, Hawai'i
39	Jarrett Lake	LB	6-3	220	Sr.-3L	Jenks, Okla.
89	Brandon Lewis	DE	6-5	258	Fr.-RS	Memphis, Tenn.
35	Morgan Linton	FB	5-11	263	Jr.-1L	Lonoke, Ark.
89	Mitchell Loewen	TE	6-4	265	So.-1L	Lahaina, Hawai'i
90	Ke'Tyrus Marks	DT	6-2	287	Fr.-HS	West Palm Beach, Fla.
33	Korliss Marshall	S	6-0	200	Fr.-HS	Osceola, Ark.
67	Johnathan McClure	OL	6-4	321	Jr.-TR	Wichita, Kan.
48	Adam McFain	K	6-0	174	Fr.-RS	Greenwood, Ark.
82	Mekale McKay	WR	6-6	195	So.-1L	Louisville, Ky.
13	Davyon McKinney	CB	6-3	195	So.-1L	Forrest City, Ark.
8	Tevin Mitchel	CB	6-0	181	Jr.-2L	Mansfield, Texas
7	Damon Mitchell	QB	6-2	200	Fr.-HS	Egg Harbor City, N.J.
34	Braylon Mitchell	LB	6-3	229	Jr.-2L	Heber Springs, Ark.
38	Jerry Mitchell	S	6-1	219	Sr.-3L	Mandeville, La.
80	Drew Morgan	WR	6-0	190	Fr.-HS	Greenwood, Ark.
47	Eric Murdock	K	6-2	205	Jr.-TR	Rogers, Ark.
50	Grady Ollison	OT	6-5	274	So.-1L	Malvern, Ark.
5	Otha Peters	LB	6-2	232	So.-1L	Covington, La.
91	Darius Philon	DT	6-3	284	Fr.-RS	Mobile, Ala.
42	Devin Ryan	FB	5-10	217	Fr.-HS	Flower Mound, Texas
29	Chris Saunders	WR	5-11	188	Fr.-RS	Dallas, Texas
76	Dan Skipper	OT	6-10	310	Fr.-HS	Arvada, Colo.
36	Kiero Small	FB	5-10	246	Sr.-1L	Baltimore, Md.
42	Chris Smith	DE	6-3	266	Sr.-3L	Mount Ulla, N.C.
65	Mitch Smothers	OG	6-4	313	So.-1L	Springdale, Ark.
47	Martrell Spaight	LB	6-0	230	Jr.-TR	Little Rock, Ark.
83	Jeremy Sprinkle	TE	6-6	231	Fr.-RS	White Hall, Ark.
70	Chris Stringer	OT	6-7	318	Jr.-1L	Rancho Cucamonga, Calif.
64	Travis Swanson	C	6-5	314	Sr.-3L	Kingwood, Texas
87	Austin Tate	TE	6-6	266	Sr.-3L	Harrison, Ark.
45	Myke Tavarres	LB	6-2	221	Jr.-TR	Lake Oswego, Ore.
86	Brad Taylor	TE	6-4	243	Sr.-1L	Springdale, Ark.
98	Robert Thomas	DT	6-3	318	Sr.-2L	Muskogee, Okla.
57	Nicholas Thomas-Smith	LB	5-10	225	Fr.-HS	Chesterfield, Mo.
23	Scotty Thurman	WR	5-11	173	Fr.-RS	Pine Bluff, Ark.
31	A.J. Turner	LB	6-2	208	So.-1L	Lepanto, Ark.
27	Alan Turner	S	6-0	198	Jr.-2L	Junction City, Ark.
46	Alex Voelzke	TE	6-6	247	So.-1L	Longview, Texas
24	Kody Walker	RB	6-2	244	So.-SQ	Jefferson City, Mo.
73	Jeremy Ward	OL	6-4	282	Fr.-RS	Pottsville, Ark.
21	Carroll Washington	CB	6-0	182	Jr.-TR	Baltimore, Md.
32	Jonathan Williams	RB	6-0	220	So.-1L	Allen, Texas
81	Demetrius Wilson	WR	6-3	181	Sr.-1L	Glendale, Ariz.
6	JaMichael Winston	DE	6-5	254	Fr.-RS	Pritchard, Ala.
48	Deatrich Wise Jr.	DE	6-6	265	Fr.-RS	Carrollton, Texas
25	Jojo Wynn	RB	5-9	200	Fr.-RS	Darien, Ga.



Year-By-Year Records

Year	Coach	Conf	SEC Finish	Overall	Bowls
1894	John C. Futrall			2-1	
1895	John C. Futrall			1-0	
1896	John C. Futrall			2-1	
1897	B.N. Wilson			2-0-1	
1898	B.N. Wilson			2-1	
1899	Colbert Searles			3-1-1	
1900	Colbert Searles			2-1-1	
1901	Charles Thomas			3-5	
1902	Charles Thomas			6-3	
1903	D.A. McDaniel			3-4	
1904	A.D. Brown			4-3	
1905	A.D. Brown			2-6	
1906	F.C. Longman			2-4-2	
1907	F.C. Longman			3-4-1	
1908	Hugo Bezdek			5-4	
1909	Hugo Bezdek			7-0	
1910	Hugo Bezdek			7-1	
1911	Hugo Bezdek			6-2-1	
1912	Hugo Bezdek			4-6	
1913	E.T. Pickering			7-2	
1914	E.T. Pickering			4-5	
1915	T.T. McConnell	1-1	2†	4-2-1	
1916	T.T. McConnell	0-2	5†	4-4	
1917	Norman Paine	0-1-1	6	5-1-1	
1918	Norman Paine	0-1	6†	3-2	
1919	J.B. Craig	1-2	5	3-4	
1920	G.W. McLaren	2-0-1	2	3-2-2	
1921	G.W. McLaren	2-1	3	5-3-1	
1922	Francis Schmidt	1-3	6	5-4	
1923	Francis Schmidt	2-2	4†	6-2-1	
1924	Francis Schmidt	1-2-1	7	7-2-1	
1925	Francis Schmidt	2-2-1	4†	4-4-1	
1926	Francis Schmidt	2-2	3†	5-5	
1927	Francis Schmidt	3-1	3	8-1	
1928	Francis Schmidt	3-1	2	7-2	
1929	Fred Thomsen	3-2	3	7-2	
1930	Fred Thomsen	2-2	5	3-6	
1931	Fred Thomsen	0-4	7	3-5-1	
1932	Fred Thomsen	1-4	7	1-6-2	
1933	Fred Thomsen	4-1	1	7-3-1	Dixie
1934	Fred Thomsen	2-3-1	5	4-4-2	
1935	Fred Thomsen	2-4	5	5-5	
1936	Fred Thomsen	5-1	1	7-3	
1937	Fred Thomsen	3-2-1	3	6-2-2	
1938	Fred Thomsen	1-5	6†	2-7-1	
1939	Fred Thomsen	2-3-1	5	4-5-1	
1940	Fred Thomsen	1-5	6	4-6	
1941	Fred Thomsen	0-6	7	3-7	
1942	George Cole	0-6	7	3-7	
1943	John Tomlin	1-4	5†	2-7	
1944	Glen Rose	2-2-1	3	5-5-1	
1945	Glen Rose	1-5	7	3-7	
1946	John Barnhill	5-1	1†	6-3-2	Cotton
1947	John Barnhill	1-4-1	5†	6-4-1	Dixie
1948	John Barnhill	2-4	5	5-5	
1949	John Barnhill	2-4	6	5-5	
1950	Otis Douglas	1-5	7	2-8	
1951	Otis Douglas	2-4	6	5-5	
1952	Otis Douglas	1-5	7	2-8	
1953	Bowden Wyatt	2-4	5	3-7	
1954	Bowden Wyatt	5-1	1	8-3	Cotton
1955	Jack Mitchell	3-2-1	4	5-4-1	
1956	Jack Mitchell	3-3	4	6-4	
1957	Jack Mitchell	2-4	5†	6-4	
1958	Frank Broyles	2-4	5†	4-6	
1959	Frank Broyles	5-1	1†	9-2	Gator
1960	Frank Broyles	6-1	1	8-3	Cotton
1961	Frank Broyles	6-1	1†	8-3	Sugar
1962	Frank Broyles	6-1	2	9-2	Sugar
1963	Frank Broyles	3-4	4	5-5	
1964	Frank Broyles	7-0	1	11-0	Cotton
1965	Frank Broyles	7-0	1	10-1	Cotton
1966	Frank Broyles	5-2	2†	8-2	
1967	Frank Broyles	3-3-1	5	4-5-1	
1968	Frank Broyles	6-1	1†	10-1	Sugar
1969	Frank Broyles	6-1	2	9-2	Sugar
1970	Frank Broyles	6-1	2	9-2	
1971	Frank Broyles	5-1-1	2	8-3-1	Liberty
1972	Frank Broyles	3-4	4†	6-5	
1973	Frank Broyles	3-3-1	4†	5-5-1	
1974	Frank Broyles	3-3-1	4†	6-4-1	
1975	Frank Broyles	6-1	1†	10-2	Cotton

Year	Coach	Conf	SEC Finish	Overall	Bowls
1976	Frank Broyles	3-4-1	6	5-5-1	-
1977	Lou Holtz	7-1	2	11-1	Orange
1978	Lou Holtz	6-2	2†	9-2-1	Fiesta
1979	Lou Holtz	7-1	1†	10-2	Sugar
1980	Lou Holtz	3-5	6†	7-5	Hall of Fame
1981	Lou Holtz	5-3	4	8-4	Gator
1982	Lou Holtz	5-2-1	3	9-2-1	Bluebonnet
1983	Lou Holtz	4-4	5	6-5	-
1984	Ken Hatfield	5-3	3†	7-4-1	Liberty
1985	Ken Hatfield	6-2	2†	10-2	Holiday
1986	Ken Hatfield	6-2	2†	9-3	Orange
1987	Ken Hatfield	5-2	2†	9-4	Liberty
1988	Ken Hatfield	7-0	1	10-2	Cotton
1989	Ken Hatfield	7-1	1	10-2	Cotton
1990	Jack Crowe	1-7	7	3-8	-
1991	Jack Crowe	5-3	2†	6-6	Independence
1992	Jack Crowe/Joe Kines	3-4-1	4-W	3-7-1	-
1993	Danny Ford	#4-3-1	2-W	#6-4-1	-
1994	Danny Ford	2-6	T4-W	4-7	-
1995	Danny Ford	6-2	1-W	8-5	Carquest
1996	Danny Ford	2-6	5-W	4-7	-
1997	Danny Ford	2-6	T5-W	4-7	-
1998	Houston Nutt	6-2	T1-W	9-3	Citrus
1999	Houston Nutt	4-4	T3-W	8-4	Cotton
2000	Houston Nutt	3-5	T5-W	6-6	Las Vegas
2001	Houston Nutt	4-4	T3-W	7-5	Cotton
2002	Houston Nutt	5-3	T1-W	9-5	Music City
2003	Houston Nutt	4-4	4-W	9-4	Independence
2004	Houston Nutt	3-5	T3-W	5-6	-
2005	Houston Nutt	2-6	4-W	4-7	-
2006	Houston Nutt	7-1	1-W	10-4	Capital One
2007	Houston Nutt	4-4	T3-W	8-5	^ Cotton
2008	Bobby Petrino	2-6	T4-W	5-7	-
2009	Bobby Petrino	3-5	T4-W	8-5	Liberty
2010	Bobby Petrino	6-2	T2-W	10-3	Sugar
2011	Bobby Petrino	6-2	3-W	11-2	Cotton
2012	John L. Smith	2-6	6-W	4-8	-

Includes game forfeited to Arkansas; Joined SEC in 1992
 ^ Reggie Herring coached the bowl game

BOWL RESULTS (13-23-3)

Bowl	Opponent	Result	Date
Dixie	Centenary	T 7-7	1-1-34
Cotton	LSU	T 0-0	1-1-47
Dixie	William & Mary	W 21-19	1-1-48
Cotton	Georgia Tech	L 6-14	1-1-55
Gator	Georgia Tech	W 14-7	1-1-60
Cotton	Duke	L 6-7	1-1-61
Sugar	Alabama	L 3-10	1-1-62
Sugar	Ole Miss	L 13-17	1-1-63
Cotton	Nebraska	W 10-7	1-1-65
Cotton	LSU	L 7-14	1-1-66
Sugar	Georgia	W 16-2	1-1-69
Sugar	Ole Miss	L 22-27	1-1-70
Liberty	Tennessee	L 13-14	12-20-71
Cotton	Georgia	W 31-10	1-1-76
Orange	Oklahoma	W 31-6	1-2-78
Fiesta	UCLA	T 10-10	12-25-78
Sugar	Alabama	L 9-24	1-1-80
Hall of Fame	Tulane	W 34-15	12-27-80
Gator	North Carolina	L 27-31	12-28-81
Bluebonnet	Florida	W 28-24	12-31-82
Liberty	Auburn	L 15-21	12-27-84
Holiday	Arizona State	W 18-17	12-22-85
Orange	Oklahoma	L 8-42	1-1-87
Liberty	Georgia	L 17-20	12-29-87
Cotton	UCLA	L 3-17	1-2-89
Cotton	Tennessee	L 27-31	1-1-90
Independence	Georgia	L 15-24	12-29-91
Carquest	North Carolina	L 10-20	12-30-95
Citrus	Michigan	L 31-45	1-1-99
Cotton	Texas	W 27-6	1-1-2000
Las Vegas	UNLV	L 14-31	12-21-2000
Cotton	Oklahoma	L 3-10	1-1-2001
Music City	Minnesota	L 14-29	12-30-2002
Independence	Missouri	W 27-14	12-31-2003
Capital One	Wisconsin	L 14-17	1-1-2007
Cotton	Missouri	L 7-38	1-1-2008
Liberty	East Carolina	W 20-17	1-2-2010
Sugar	Ohio State	L 26-31	1-4-2011
Cotton	Kansas State	W 29-16	1-6-2012



2013 SCHEDULE

Aug. 31	WASHINGTON STATE	AU leads 1-0
Sept. 7	ARKANSAS STATE	AU leads 2-0
Sept. 14	MISSISSIPPI STATE*	AU leads 60-24-2
Sept. 21	at LSU*	LSU leads 16-26-1
Oct. 5	OLE MISS*	AU leads 27-10
Oct. 12	WESTERN CAROLINA	AU leads 2-0
Oct. 19	at Texas A&M*	TAMU leads 0-3
Oct. 26	FLORIDA ATLANTIC	AU leads 1-0
Nov. 2	at Arkansas*	AU leads 11-10-1
Nov. 9	at Tennessee*	AU leads 27-21-3
Nov. 16	GEORGIA*	Tied 54-54-8
Nov. 30	ALABAMA*	UA leads 34-42-1

Auburn University Tiger Quick Facts

LOCATION: Auburn, Alabama

FOUNDED: 1856

ENROLLMENT: 25,469

NICKNAME: Tigers

COLORS: Burnt Orange (PMS 158)
and Navy Blue (PMS 289)

STADIUM: Jordan-Hare (87,451)

PLAYING SURFACE: Natural Grass

FIRST GAME: Nov. 30, 1939 –
Auburn 7, Florida 7

HOME RECORD: 282-72-7 (.791)

HOME ATTENDANCE: 578,521
(82,646 avg./94.50% Capacity)

ALL-TIME RECORD: 714-414-47
(.628/1,175 games)

2012 RECORD: 3-9 (3-4 H, 0-4 A,
0-1 N, 0-6 vs. Western Division)

2012 SEC RECORD/FINISH: 0-8/
7th SEC West

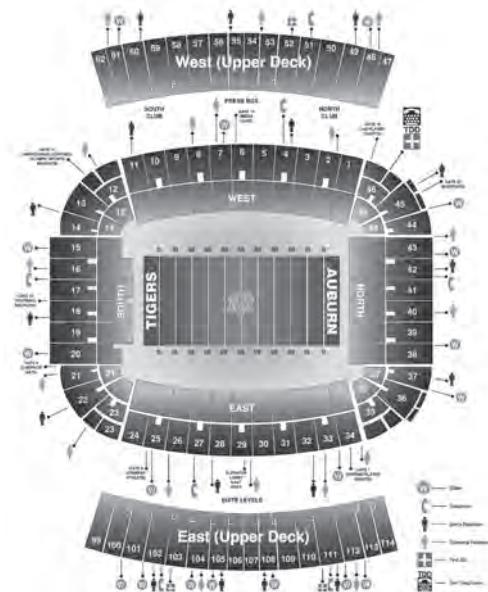
SEC CHAMPIONSHIPS: 7 (1957,
83, 87, 88†, 89†, 2004, 2010)

BOWL: N/A

BOWL APPEARANCES: 37

BOWL RECORD: 22-13-2 (.622)

LAST BOWL APPEARANCE: Chick-
fil-A Bowl, Atlanta, Ga. (defeated
Virginia, 43-24, Dec. 31, 2011)



DR. JAY GOGUE
President
(Auburn, '69)



MARY BOUDREAU
Faculty Representative
(LSU, '79)




JAY JACOBS
Athletics Director
(Auburn, '85)



GUS MALZAHN
Head Football Coach
(Henderson State, '90)

GUS MALZAHN



HOMETOWN: Fort Smith, Ark.

ALMA MATER: Henderson State, 1990

PLAYING CAREER: Arkansas, 1984-85; Henderson State, 1988-89

COACHING EXPERIENCE: Head coach, Arkansas State (2012); Offensive coordinator: Auburn (2009-11); Tulsa (2007-08); Arkansas (2006); Arkansas high school head coach (1992-2005)

COACHING HIGHLIGHTS: 2012 Sun Belt champions; offensive coordinator of 2010 national champion Auburn Tigers

BORN: October 28, 1965

WIFE: Kristi

CHILDREN: Kylie, Kenzie

YEAR-BY-YEAR

Year	School	Conf.	Pct.	All	Pct.	Bowl
2012	Arkansas State	7-1	.875	9-3	.750	*GoDaddy.com
TOTALS		7-1	.875	9-3	.750	1 Year

BOWL RECORD: 0-0

* did not coach team in bowl game

ASSISTANT COACHES

DAMEYUNE CRAIG (Auburn, 2002) – Co-offensive coordinator, wide receivers – 1st Year

SCOTT FOUNTAIN (Samford, 1988) – Special teams coordinator, tight ends – 1st Year

RODNEY GARNER (Auburn, 1990) – Associate head coach, recruiting coordinator, defensive line – 1st Year

J.B. GRIMES (Henderson State, 1977) – Offensive line – 1st Year

CHARLIE HARBISON (Gardner-Webb, 1995) – Co-defensive coordinator, safeties – 1st Year

TIM HORTON (Arkansas, 1990) – Running backs – 1st Year

ELLIS JOHNSON (The Citadel, 1975) – Defensive coordinator, linebackers – 1st Year

RHETT LASHLEE (Arkansas, 2006) – Offensive coordinator, quarterbacks – 1st Year

MELVIN SMITH (Millsaps, 1982) – Cornerbacks – 1st Year

SUPPORT STAFF

DAVID GUNN (Arkansas, 1987) – Assistant Athletic Director/ Football

JAMIE CROLEY (Oklahoma Baptist, 1995) – Director of Football Operations

KENNY INGRAM (Arkansas State, 1999) – Director of Player Development

PHILLIP LOLLEY (Livingston, 1977) – Director, Alumni/NFL Liaison

AL POGUE (Alabama State, 1998) – Director of High School Relations

BRETT WHITESIDE (Arkansas State, 2012) – Director of Recruiting Operations

CASEY WOODS (Tennessee, 2006) – Director of Scouting



AUBURN

ALABAMA • ARKANSAS • AUBURN • FLORIDA • GEORGIA • KENTUCKY • LSU • OLE MISS

RETURNING OFFENSIVE STARTERS

No.	Name	Pos	Class	HT	WT	EXP	Hometown/Last School
12	Jonathan Wallace	QB	So.	6-2	197	1L	Phenix City, AL/Central HS
21	Tre Mason	RB	Jr.	5-10	198	2L	Palm Beach, FL/Park Vista HS
35	Jay Prosch	FB	Sr.	6-0	260	1L	Mobile, AL/Univ. of Illinois
81	C.J. Uzomah	TE	Jr.	6-4	250	2L	Suwanee, GA/North Gwinnett HS
50	Reese Dismukes	C	Jr.	6-3	293	2L	Spanish Fort, AL/Spanish Fort HS
62	Chad Slade	OL	Jr.	6-5	301	2L	Moody, AL/Moody HS
73	Greg Robinson	OL	So.	6-5	311	1L	Thibodaux, LA/Thibodaux HS
51	Patrick Miller	OL	So.	6-7	288	1L	West Palm Beach, FL/Dwyer HS
36	Cody Parkey	PK	Sr.	6-0	194	2L	Jupiter, FL/Jupiter HS

RETURNING DEFENSIVE STARTERS

No.	Name	Pos	Class	Ht	Wt	Exp	Hometown/Last School
94	Nosa Eguae	DL	Sr.	6-3	268	3L	Mansfield, TX/Summit HS
90	Gabe Wright	DL	Jr.	6-3	299	2L	Columbus, GA/Carver HS
98	Angelo Blackson	DL	Jr.	6-4	308	2L	Bear, DE/Red Lion Christian HS
5	Jake Holland	LB	Sr.	6-1	241	3L	Pelham, AL/Pelham HS
12	Demetruce McNeal	DB	Sr.	6-2	187	3L	College Park, GA/Banneker HS
11	Chris Davis	DB	Sr.	5-11	200	3L	Birmingham, AL/Woodlawn HS
6	Jonathon Mincy	DB	Jr.	5-10	190	2L	East Atlanta, GA/Southwest DeKalb HS
9	Jermaine Whitehead	DB	Jr.	5-11	202	2L	Greenwood, MS/Amanda Elzy HS
30	Stephen Clark	P	Sr.	6-5	232	3L	Kansas City, MO/Park Hill HS

STARTERS LOST

Name	Pos	Class	Ht	Wt
Emory Blake	WR	Sr.	6-2	193
Travante Stallworth	WR	Sr.	5-9	191
Philip Lutzenkirchen	TE	Sr.	6-5	255
John Sullen	OL	Jr.	6-5	313
Corey Lemonier	DE	Jr.	6-4	246
Daren Bates	LB	Sr.	5-11	215
T'Sharvan Bell	DB	Sr.	6-0	190

RETURNING STATISTICAL LEADERS

RUSHING:						
ATT	YARDS	AVG	TDS			
Tre Mason	171	1002	5.9	8		
Jonathan Wallace	51	152	3.0	0		
PASSING:						
ATT	COMP	INT	TDS	YARDS	PCT	
Jonathan Wallace	80	46	4	4	720	.575
Kiehl Frazier	116	62	8	2	753	.534
RECEIVING:						
REC	YARDS	AVG	AVG/GAME	TDS		
Quan Bray	14	94	6.7	8.5	0	
Trovon Reed	9	122	13.6	10.2	1	
C.J. Uzomah	7	136	19.4	12.4	1	
Tre Mason	7	86	12.3	7.2	0	
TACKLES:						
TOTAL	SOLO	ASST	INT	SACKS	TFL (YDS)	
Demetruce McNeal	90	53	37	0	1	7 (-26)
Jermaine Whitehead	86	40	46	0	1	4 (-9)
Jake Holland	73	32	41	0	0	3 (-7)

2012 RESULTS

3-9 Overall • 0-8 SEC						
Home: 3-4		Away: 0-4		Neutral: 0-1		vs. Division: 0-6
vs. Top 25: 0-5						
Sept. 1	[--/25]	vs. Clemson (Atlanta)	(14/14)	[TV: 2-6]	L	19-26 75,211
Sept. 8	[rv/rv]	at Mississippi State	(rv/rv)	[TV: 2-6]	L	10-28 56,111
Sept. 15		LOUISIANA-MONROE	(rv/rv)	[TV: 5-6-10]	W	31-28 (Tot) 85,214
Sept. 22		LSU (2/2)		[TV: 2-6]	L	10-12 86,271
Oct. 6		ARKANSAS		[TV: 3-6]	L	7-24 85,813
Oct. 13		at Ole Miss		[TV: 5-6-10]	L	20-41 57,068
Oct. 20		at Vanderbilt		[TV: 5-6-10]	L	13-17 40,350
Oct. 27		TEXAS A&M (22/21)		[TV: 4]	L	21-63 85,119
Nov. 3		NEW MEXICO STATE		[TV: 6-8-10]	W	42-7 74,676
Nov. 10		GEORGIA (5/5)		[TV: 3-6]	L	0-38 86,146
Nov. 17		ALABAMA A&M		[TV: 6-10-11]	W	51-7 74,832
Nov. 24		at Alabama (2/2)		[TV: 1]	L	0-49 101,821

AUBURN Team Information

BASIC OFFENSE: Spread
BASIC DEFENSE: 4-2-5

LETTERMEN RETURNING: 43

OFFENSE: 17
DEFENSE: 22
SPECIALTY: 4

LETTERMEN LOST: 16

OFFENSE: 8
DEFENSE: 8
SPECIALTY: 0

STARTERS RETURNING: 19

OFFENSE: 8
DEFENSE: 8
SPECIALTY: 3

STARTERS LOST: 6

OFFENSE: 3
DEFENSE: 3
SPECIALTY: 0

NOTE: Specialists include punter and place-kicker only.

All-Star Candidates

DEE FORD

Senior • DE • 6-2 • 238 • Odenville, Ala.



- Leading performer on a veteran defensive line
- 64 career tackles, 13 TFL, 10 sacks
- Led Auburn with six sacks (-38) last season
- A key contributor since his freshman campaign

CHRIS DAVIS

Senior • CB • 5-11 • 198 • Birmingham, Ala.



- Third-year starting cornerback
- 120 career tackles in 16 career starts
- Tackling best was 9 stops last season at Vanderbilt
- Has been a leader in consistency on defense

REESE DISMUKES

Junior • C • 6-3 • 290 • Spanish Fort, Ala.



- Third-year starting center
- Physical leader along the offensive line
- Rimington Award nominee
- Has made 23 career starts for Auburn with four different starting QBs

JAY PROSCH

Senior • FB • 6-0 • 247 • Mobile, Ala.



- Will play the newly tooled H-back position in the Malzahn offense
- Key contributor at fullback last season after transferring from Illinois, scoring two touchdowns
- Top performer in the Auburn weight room
- FWAA Courage Award weekly honoree



AUBURN

ALABAMA • ARKANSAS • AUBURN • FLORIDA • GEORGIA • KENTUCKY • LSU • OLE MISS

2013 Roster

No	Name	POS	HT	WT	YR	Hometown
	Montravious Adams	DT	6-3	310	Fr.	Vienna, GA
74	Will Adams	OL	6-7	293	RFr.	Tyrone, GA
	Mackenro Alexander	DB	6-0	185	Fr.	Immokalee, FL
44	Cameron Artis-Payne	RB	5-11	208	Jr.	Harrisburg, PA
79	Eric Averett	OL	6-3	252	RFr.	Enterprise, AL
	Peyton Barber	RB	5-11	206	Fr.	Alpharetta, GA
57	Gage Batten	LB	6-0	231	RFr.	Palm Beach Gardens, FL
98	Angelo Blackson	DL	6-4	312	Jr.	Bear, DE
68	Kyle Bolstad	OL	6-4	280	RFr.	Brentwood, TN
50	Ben Bradley	DT	6-1	310	Jr.	Norcross, GA
4	Quan Bray	WR	5-10	183	Jr.	LaGrange, GA
97	Reid Brooks	DE	6-2	230	RFr.	Dothan, AL
77	Shane Callahan	OL	6-6	290	RFr.	Parker, CO
85	Wirth Campbell	TE	6-3	215	So.	Nashville, TN
	Daniel Carlson	K	6-5	190	Fr.	Colorado Springs, CO
92	Kenneth Carter	DT	6-4	287	Sr.	Greenville, AL
30	Steven Clark	P	6-5	232	Sr.	Kansas City, MO
83	Michael Clifton	TE	6-3	251	RFr.	Evans, GA
18	Sammie Coates	WR	6-2	201	So.	Leroy, AL
72	Shon Coleman	OL	6-6	294	RFr.	Memphis, TN
	Elijah Daniel	DE	6-4	250	Fr.	Avon, IN
53	Devonte Danzey	OL	6-4	284	So.	Tampa, FL
11	Chris Davis	CB	5-11	198	Sr.	Birmingham, AL
	Marcus Davis	WR	5-10	165	Fr.	Delray Beach, FL
28	T.J. Davis	DB	6-1	194	RFr.	Tallahassee, FL
52	Justin DeLaine	DE	6-5	240	Jr.	Linden, AL
89	Jaylon Denson	WR	6-3	216	Jr.	Hoover, AL
76	Jordan Diamond	OT	6-6	314	RFr.	Chicago, IL
50	Reese Dismukes	C	6-3	290	Jr.	Spanish Fort, AL
17	Ben Durand	QB	6-3	200	So.	Tyngsborough, MA
38	Adam Dyas	DB	5-9	200	Jr.	Mobile, AL
94	Nosa Eguae	DE	6-3	268	Sr.	Mansfield, TX
65	Tunde Fariyike	OL	6-2	307	Jr.	Thomaston, GA
31	Trent Fisher	DB	6-1	200	Jr.	Nashville, TN
	Kenny Flowers	LB	6-2	230	So.	Lilburn, GA
95	Dee Ford	DE	6-2	238	Sr.	Odenville, AL
	Johnathan Ford	RB	5-11	175	Fr.	New Hope, AL
10	Kiehl Frazier	QB	6-2	234	Jr.	Springdale, AR
17	Kris Frost	LB	6-2	231	So.	Matthews, NC
11	Brandon Fulse	TE	6-4	264	Jr.	Fort Meade, FL
26	Justin Garrett	LB	6-1	214	Jr.	Tucker, GA
58	Harris Gaston	LB	6-1	235	Sr.	Birmingham, AL
20	Corey Grant	RB	5-11	201	Jr.	Opelika, AL
	Khari Harding	DB	6-1	205	Fr.	Edmond, OK
45	Keymiya Harrell	DE	6-4	262	So.	Selma, AL
64	Forrest Hill	DS	6-1	242	Jr.	Jonesboro, GA
5	Jake Holland	LB	6-1	243	Sr.	Pelham, AL
15	Joshua Holsey	DB	5-11	195	So.	Fairburn, GA
	Jeremy Johnson	QB	6-5	215	Fr.	Montgomery, AL
3	Jonathan Jones	DB	5-10	172	So.	Carrollton, GA
	Brandon King	DB	6-1	210	Jr.	Alabaster, AL
63	Alex Kozan	OL	6-4	292	RFr.	Castle Rock, CO
39	Alex Kviklyk	K	6-1	185	So.	Marietta, GA
	Carl Lawson	DE	6-2	250	Fr.	Alpharetta, GA
70	Robert Leff	OL	6-6	284	RFr.	Fairhope, AL
59	Jake Lembke	DS	6-2	240	Sr.	New Lenox, IL
41	Alex Locker	P	6-3	201	RFr.	Westford, MA
6	Ricardo Louis	WR	6-2	217	So.	Miami, FL

No	Name	POS	HT	WT	YR	Hometown
41	Patrick Lymon	RB	5-10	188	Jr.	Huntsville, AL
	Nick Marshall	QB	6-2	230	Jr.	Rochelle, GA
21	Tre Mason	RB	5-10	196	Jr.	Palm Beach, FL
33	Duncan McKinney	K	5-11	181	So.	Florence, AL
30	Cassanova McKinzy	LB	6-3	245	So.	Birmingham, AL
12	Demetruce McNeal	DB	6-2	194	Sr.	College Park, GA
	Kamryn Melton	DB	5-11	175	Fr.	Dothan, AL
51	Patrick Miller	OL	6-7	283	So.	Palm Beach, FL
21	Jonathon Mincy	DB	5-10	191	Jr.	East Atlanta, GA
18	JaViere Mitchell	LB	6-2	211	RFr.	Leeds, AL
	Dean Mix	OL	6-4	315	Fr.	Batesville, MS
61	C.T. Moorman	DS	6-0	230	So.	Durham, NC
91	Tyler Nero	DL	6-2	266	RFr.	Atmore, AL
93	JaBrian Niles	DL	6-2	296	So.	Mobile, AL
19	Tate O'Connor	QB	6-2	197	So.	Savannah, GA
10	LaDarius Owens	LB	6-2	248	Jr.	Bessemer, AL
69	Joshua Parker	OL	6-3	290	Sr.	Cullman, AL
36	Cody Parkey	K	6-0	186	Sr.	Jupiter, FL
46	Ricky Parks	TE	6-4	257	RFr.	Hogansville, GA
32	Blake Poole	DB	5-11	189	Sr.	Buchanan, GA
84	Austin Powell	WR	6-0	185	Jr.	Birmingham, AL
42	Gimel President	DE	6-4	250	RFr.	Mt. Pleasant, SC
35	Jay Prosch	FB	6-0	247	Sr.	Mobile, AL
82	Melvin Ray	WR	6-3	218	So.	Tallahassee, FL
1	Trovon Reed	WR	6-0	190	Jr.	Thibodaux, LA
86	Dimitri Reese	WR	5-11	175	Jr.	Birmingham, AL
	Earnest Robinson	WR	6-2	205	Fr.	Pinson, AL
73	Greg Robinson	OL	6-5	314	So.	Thibodaux, LA
13	Craig Sanders	DE	6-4	242	Sr.	Clio, AL
42	Chandler Shakespeare	RB	5-10	208	Sr.	Oxford, AL
62	Chad Slade	OL	6-5	308	Jr.	Moody, AL
24	Ryan Smith	DB	6-2	197	Sr.	Cordova, AL
	Jason Smith	QB	6-1	180	Fr.	Mobile, AL
40	Spencer Smith	TE	6-6	240	RFr.	Birmingham, AL
46	Jordan Spriggs	DB	5-9	199	Jr.	Mobile, AL
	Tony Stevens	WR	6-3	175	Fr.	Orlando, FL
53	Michael Sulka	DS	6-3	244	RFr.	Bluffton, SC
44	Anthony Swain	LB	6-2	235	So.	Gadsden, AL
27	Robenson Therezie	DB	5-9	202	Jr.	Miami, FL
60	Jackson Thomas	DL	6-1	250	RFr.	Birmingham, AL
	Cameron Toney	LB	6-2	215	Fr.	Huntsville, AL
39	B.J. Trimble	WR	5-10	158	So.	Fayetteville, GA
81	C.J. Uzomah	TE	6-4	253	Jr.	Suwanee, GA
29	Mack VanGorder	DB	6-1	190	So.	Gainesville, GA
	Dominic Walker	WR	6-2	195	Fr.	Orlando, FL
12	Jonathan Wallace	QB	6-2	209	So.	Phenix City, AL
99	Brian Walsh	DL	6-3	312	So.	Winter Springs, FL
54	Jeffrey Whitaker	DT	6-4	307	Sr.	Warner Robins, GA
19	Ryan White	DB	5-11	196	Sr.	Tallahassee, FL
87	Mark White	WR	5-10	180	RFr.	Pike Road, AL
9	Jermaine Whitehead	DB	5-11	198	Jr.	Greenwood, MS
37	Andrew Williams	RB	5-9	200	Jr.	Sunflower, AL
78	Colton Wingard	OL	6-2	295	So.	Alabaster, AL
90	Gabe Wright	DL	6-3	300	Jr.	Columbus, GA
32	Taylor Yancey	K	6-4	199	RFr.	Castle Rock, CO
56	Avery Young	OT	6-6	314	So.	Palm Beach Gardens, FL
47	Patrick Young	FB	6-2	229	So.	Trussville, AL

Year-By-Year Records

Year	Coach	SEC	SEC Finish	Overall	Bowls
1892	Dr. G. Petrie			2-2	
1893	G. H. Harvey			-	
	D. M. Balliet			3-0-2	
1894	F. M. Hall			1-3	
1895	J. W. Heisman			2-1	
1896	J. W. Heisman			3-1	
1897	J. W. Heisman			2-0-1	
1898	J. W. Heisman			2-1	
1899	J. W. Heisman			3-1-1	
1900	Billy Watkins			4-0	
1901	Billy Watkins			2-2-1	
1902	R. S. Kent			-	
	Mike Harvey			2-4-1	
1903	Billy Bates			4-3	
1904	Mike Donahue			5-0	
1905	Mike Donahue			2-4	
1906	Mike Donahue			1-5-1	
1907	W. S. Keinholz			6-2-1	
1908	Mike Donahue			6-1	
1909	Mike Donahue			5-2	
1910	Mike Donahue			6-1	
1911	Mike Donahue			4-2-1	
1912	Mike Donahue			6-1-1	
1913	Mike Donahue			8-0	
1914	Mike Donahue			8-0-1	
1915	Mike Donahue			6-2	
1916	Mike Donahue			6-2	
1917	Mike Donahue			6-2-1	
1918	Mike Donahue			2-5	
1919	Mike Donahue			8-1	
1920	Mike Donahue			7-2	
1921	Mike Donahue			5-3	
1922	Mike Donahue			8-2	
1923	Boozer Pitts			3-3-3	
1924	Boozer Pitts			4-4-1	
1925	Dave Morey			5-3-1	
1926	Dave Morey			5-4	
1927	Dave Morey			0-3	
	Boozer Pitts			0-4-2	
1928	George Bohler			1-8	
1929	George Bohler			-	
	John Floyd			2-7	
1930	Chet Wynne			3-7	
1931	Chet Wynne			5-3-1	
1932	Chet Wynne			9-0-1	
1933	Chet Wynne	2-2	6t	5-5	
1934	Jack Meagher	1-6	10	2-8	
1935	Jack Meagher	5-2	4	8-2	
1936	Jack Meagher	4-1-1	3	7-2-2	Bacardi
1937	Jack Meagher	4-1-2	3	6-2-3	Orange
1938	Jack Meagher	3-3-1	7t	4-5-1	-
1939	Jack Meagher	3-3-1	5t	5-5-1	-
1940	Jack Meagher	3-2-1	5	6-4-1	-
1941	Jack Meagher	0-4-1	11	4-5-1	-
1942	Jack Meagher	3-3	7	6-4-1	-
1943	NO TEAM	-	-	-	-
1944	Carl Voyles	0-4	10t	4-4	-
1945	Carl Voyles	2-3	7t	5-5	-
1946	Carl Voyles	1-5	10	4-6	-
1947	Carl Voyles	1-5	11	2-7	-
1948	Earl Brown	0-7	12	1-8-1	-
1949	Earl Brown	2-4-2	8	2-4-3	-
1950	Earl Brown	0-7	12	0-10	-
1951	Ralph "Shug" Jordan	3-4	6	5-5	-
1952	Ralph "Shug" Jordan	0-7	12	2-8	-
1953	Ralph "Shug" Jordan	4-2-1	5	7-3-1	Gator
1954	Ralph "Shug" Jordan	3-3	6t	8-3	Gator
1955	Ralph "Shug" Jordan	5-1-1	2	8-2-1	Gator
1956	Ralph "Shug" Jordan	4-3	5	7-3	-
1957	Ralph "Shug" Jordan	7-0	1	10-0	-
1958	Ralph "Shug" Jordan	6-0-1	2	9-0-1	-
1959	Ralph "Shug" Jordan	4-3	5	7-3	-
1960	Ralph "Shug" Jordan	5-2	4	8-2	-
1961	Ralph "Shug" Jordan	3-4	7	6-4	-
1962	Ralph "Shug" Jordan	4-3	6	6-3-1	-
1963	Ralph "Shug" Jordan	6-1	2	9-2	Orange
1964	Ralph "Shug" Jordan	3-3	6	6-4	-
1965	Ralph "Shug" Jordan	4-1-1	2	5-5-1	Liberty
1966	Ralph "Shug" Jordan	1-5	8	4-6	-
1967	Ralph "Shug" Jordan	3-3	7	6-4	-
1968	Ralph "Shug" Jordan	4-2	3t	7-4	Sun
1969	Ralph "Shug" Jordan	5-2	3	8-3	Bluebonnet
1970	Ralph "Shug" Jordan	5-2	3	9-2	Gator
1971	Ralph "Shug" Jordan	5-1	2t	9-2	Sugar

Year	Coach	SEC	SEC Finish	Overall	Bowls
1972	Ralph "Shug" Jordan	6-1	2	10-1	Gator
1973	Ralph "Shug" Jordan	2-5	8t	6-6	Sun
1974	Ralph "Shug" Jordan	4-2	2t	10-2	Gator
1975	Ralph "Shug" Jordan	2-4	6t	4-6-1	-
1976	Doug Barfield	3-3	6t	4-7	-
1977	Doug Barfield	5-1	3	6-5	-
1978	Doug Barfield	3-2-1	3	6-4-1	-
1979	Doug Barfield	4-2	3t	8-3	-
1980	Doug Barfield	0-6	9t	5-6	-
1981	Pat Dye	2-4	6t	5-6	-
1982	Pat Dye	4-2	3t	9-3	Citrus
1983	Pat Dye	6-0	1	11-1	Sugar
1984	Pat Dye	4-2	3t	9-4	Liberty
1985	Pat Dye	3-3	5	8-4	Cotton
1986	Pat Dye	4-2	2t	10-2	Citrus
1987	Pat Dye	5-0-1	1	9-1-2	Sugar
1988	Pat Dye	6-1	1t	10-2	Sugar
1989	Pat Dye	6-1	1t	10-2	Hall of Fame
1990	Pat Dye	4-2-1	4	8-3-1	Peach
1991	Pat Dye	2-5	8	5-6	-
1992	Pat Dye	2-5-1	5-W	5-5-1	-
1993	Terry Bowden	8-0	-	11-0	-
1994	Terry Bowden	6-1-1	-	9-1-1	-
1995	Terry Bowden	5-3	2-W	8-4	Outback
1996	Terry Bowden	4-4	3-W	8-4	Independence
1997	Terry Bowden	6-2	T1-W	10-3	Peach
1998	Terry Bowden/Bill Oliver	1-7	6-W	3-8	-
1999	Tommy Tuberville	2-6	5-W	5-6	-
2000	Tommy Tuberville	6-2	1-W	9-4	Citrus
2001	Tommy Tuberville	5-3	T1-W	7-4	Peach
2002	Tommy Tuberville	6-3	T1-W	9-4	Capital One
2003	Tommy Tuberville	5-3	3-W	8-5	Music City
2004	Tommy Tuberville	8-0	1	13-0	Sugar
2005	Tommy Tuberville	7-1	T1-W	9-3	Capital One
2006	Tommy Tuberville	6-2	T2-W	11-2	Cotton
2007	Tommy Tuberville	5-3	2-W	9-4	Chick-fil-A
2008	Tommy Tuberville	2-6	T4-W	5-7	-
2009	Gene Chizik	3-5	T4-W	8-5	Outback
2010	Gene Chizik	8-0	1	14-0	BCS NCG
2011	Gene Chizik	4-4	4-W	8-5	Chick-fil-A
2012	Gene Chizik	0-8	7-W	3-9	-

BOWL RESULTS (22-13-2)

Bowl	Opponent	Result	Date
Bacardi	Villanova	T 7-7	1-1-37
Orange	Michigan State	W 6-0	1-1-38
Gator	Texas Tech	L 13-35	1-1-54
Gator	Baylor	W 33-13	12-31-54
Gator	Vanderbilt	L 13-25	12-31-55
Orange	Nebraska	L 7-13	1-1-64
Liberty	Ole Miss	L 7-13	12-18-65
Sun	Arizona	W 34-10	12-28-68
Bluebonnet	Houston	L 7-36	12-31-69
Gator	Ole Miss	W 35-28	1-2-71
Sugar	Oklahoma	L 22-40	1-1-72
Gator	Colorado	W 24-3	12-30-72
Sun	Missouria	L 17-34	12-29-73
Gator	Texas	W 27-3	12-30-74
Tangerine	Boston College	W 33-26	12-18-82
Sugar	Michigan	W 9-7	1-2-84
Liberty	Arkansas	W 21-15	12-27-84
Cotton	Texas A&M	L 16-36	1-1-86
Citrus	Southern Cal	W 16-7	1-1-87
Sugar	Syracuse	T 16-16	1-1-88
Sugar	Florida State	L 7-13	1-2-89
Hall of Fame	Ohio State	W 31-14	1-1-90
Peach	Indiana	W 27-23	12-29-90
Outback	Penn State	L 14-43	1-1-96
Independence	Army	W 32-29	12-31-96
Peach	Clemson	W 21-17	1-2-98
Citrus	Michigan	L 28-31	1-1-01
Peach	North Carolina	L 10-16	12-31-01
Capital One	Penn State	W 13-9	1-1-03
Music City	Wisconsin	W 28-14	12-31-03
Sugar	Virginia Tech	W 16-13	1-3-05
Capital One	Wisconsin	L 10-24	1-2-06
Cotton	Nebraska	W 17-14	1-1-07
Chick-fil-A	Clemson	W 23-20 (OT)	12-31-07
Outback	Northwestern	W 38-35 (OT)	1-1-10
BCS NCG	Oregon	W 22-19	1-10-11
Chick-fil-A	Virginia	W 43-24	12-31-11



FLORIDA

ALABAMA • ARKANSAS • AUBURN • **FLORIDA** • GEORGIA • KENTUCKY • LSU • OLE MISS



2013 SCHEDULE

Aug 31	TOLEDO	First Meeting
Sep 7	at Miami	UM leads 28-26
Sep 21	TENNESSEE*	UF leads 23-19
Sep 28	at Kentucky*	UF leads 46-17
Oct 5	ARKANSAS*	UF leads 8-1
Oct 12	at LSU*	UF leads 31-25-3
Oct 19	at Missouri*	Tied 1-1
Nov 2	vs. Georgia*	UGA leads 48-40-2
Nov 9	VANDERBILT*	UF leads 35-9-2
Nov 16	at South Carolina*	UF leads 24-6-3
Nov 23	GEORGIA SOUTHERN	UF leads 2-0
Nov 30	FLORIDA STATE	UF leads 34-21-2

University of Florida Gator Quick Facts

LOCATION: Gainesville, Florida

FOUNDED: 1853

ENROLLMENT: 49,913

NICKNAME: Gators

COLORS: Orange (PMS 172) and Blue (PMS 287)

STADIUM: Ben Hill Griffin Stadium at Florida Field (88,548)

PLAYING SURFACE: Natural Grass

FIRST GAME: 1930 – Alabama 20, Florida 0

HOME RECORD: 310-97-13 (.754)

HOME ATTENDANCE: 613,132 (87,590 avg./98.92% Capacity)

ALL-TIME RECORD: 680-387-40 (.632/1,107 games)

2012 RECORD: 11-2 (7-0 H, 4-0 A, 0-2 N, 5-1 vs. Eastern Division)

2012 SEC RECORD/FINISH: 7-1/2nd SEC East

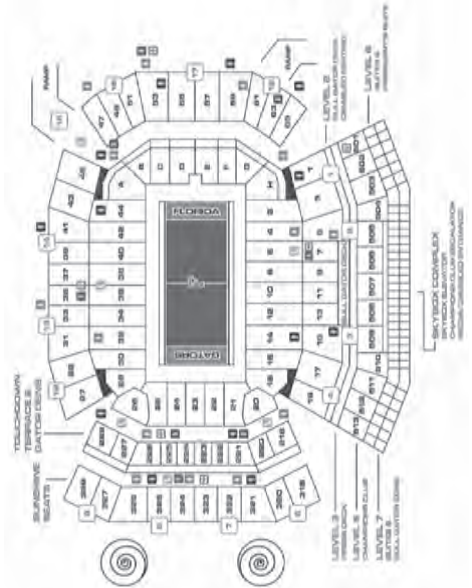
SEC CHAMPIONSHIPS: 8 (1991, 93, 94, 95, 96, 2000, 06, 08)

BOWL: Allstate Sugar Bowl, New Orleans, La. (Florida 23, Louisville 33)

BOWL APPEARANCES: 40

BOWL RECORD: 20-20 (.500)

LAST BOWL APPEARANCE: Allstate Sugar Bowl, New Orleans, La. (lost to Louisville 23-33, Jan. 2, 2013)



DR. J. BERNARD MACHEN
President
(St. Louis, '68)



MICHAEL SAGAS
Faculty Representative
(Utah, '96)



JEREMY FOLEY
Athletics Director
(Hobart, '74)



WILL MUSCHAMP
Head Football Coach
(Georgia, '94)

WILL MUSCHAMP



HOMETOWN: Rome, Georgia

ALMA MATER: Georgia, '94

PLAYING CAREER: Georgia, 1991-94

COACHING

EXPERIENCE: 16 years ... 1995-96 Auburn (Graduate Assistant) ... 1998 West Georgia (Secondary) ... 1999 Eastern Kentucky (Secondary) ... 2000 Valdosta State (Defensive Coordinator) ... 2001 LSU (Linebackers) ... 2002-04 LSU (Defensive Coordinator/Linebackers) ... 2005 Miami Dolphins (Assistant Head Coach for Defense) ... 2006-07 Auburn (Defensive Coordinator/Secondary) ... 2008-10 Texas (Defensive Coordinator/Linebackers) ... 2011-present Florida (Head Coach)

COACHING ACHIEVEMENTS: National Championship (LSU, 2003) ... National Championship Game Appearance (Texas, 2010) ... Fiesta Bowl Champions (Texas, 2008) ... Three Conference Championships (two in SEC and one in Big 12) ... Led nation in seven statistical categories as a Defensive Coordinator ... 33 Former players drafted in the NFL, including five first-round picks and 13 players selected in the first two rounds. 2012 SEC Coach of the Year (Coaches, CBSSports.com) ... Led UF to the 2013 Allstate Sugar Bowl in his second year.

BORN: August 3, 1971

WIFE: Carol

CHILDREN: Jackson (9) and Whit (6)

YEAR-BY-YEAR

Year	School	Conf.	Pct.	All	Pct.	Bowl
2011	Florida	3-5	.375	7-6	.538	Gator
2012	Florida	7-1	.875	11-2	.846	Sugar
TOTALS		10-6	.625	18-8	.692	2 Years
BOWL RECORD:		1-1	.500			

ASSISTANT COACHES

JEFF CHOATE (Western Montana/1993) – Special Teams Coordinator/Outside Linebackers – 1st Year

TIM DAVIS (Utah/1982) – Offensive Line – 2nd Year

D.J. DURKIN (Bowling Green/2001) – Defensive Coordinator/Linebackers – 4th Year

BRAD LAWING (Lenoir-Rhyne/1979) – Assistant Head Coach/Defensive Line – 1st Year

DEREK LEWIS (Texas/1998) – Tight Ends – 3rd Year

TRAVARIS ROBINSON (Auburn/2007) – Defensive Backs – 3rd Year

BRENT PEASE (Montana/1990) – Offensive Coordinator/Quarterbacks – 2nd Year

JOKER PHILLIPS (Kentucky/1986) – Wide Receivers/Recruiting Coordinator – 1st Year

BRIAN WHITE (Harvard/1986) – Running Backs – 5th Year

BRYANT YOUNG (Notre Dame/1994) – Defensive Line – 3rd Year

SUPPORT STAFF

JEFF DILLMAN (Appalachian State, 2001) – Director of Strength and Conditioning



FLORIDA

ALABAMA • ARKANSAS • AUBURN • FLORIDA • GEORGIA • KENTUCKY • LSU • OLE MISS

RETURNING OFFENSIVE STARTERS

No.	Name	POS	CLASS	HT	WT	EXP	Hometown/Last School
75	Chaz Green	OL	R-Jr.	6-5	310	2L	Tampa, Fla./Tampa Catholic
67	Jon Halapio	OL	R-Sr.	6-3	321	3L	St. Petersburg, Fla./St. Petersburg Catholic
72	Jon Harrison	OL	R-Sr.	6-4	299	3L	Groveland, Fla./South Lake
6	Jeff Driskel	QB	Jr.	6-4	237	2L	Oviedo, Fla./Hagerty
1	Quinton Dunbar	WR	R-Jr.	6-1	189	2L	Miami, Fla./Booker T. Washington
41	Hunter Joyer	FB	Jr.	5-10	249	2L	Wesley Chapel, Fla./Wesley Chapel

RETURNING DEFENSIVE STARTERS

No.	Name	POS	CLASS	HT	WT	EXP	Hometown/Last School
2	Dominique Easley	DL	Sr.	6-2	280	3L	Staten Island, N.Y./Curtis
15	Loucheiz Purifoy	DB	Jr.	6-1	189	2L	Pensacola, Fla./Pine Forest
14	Jaylen Watkins	DB	Sr.	6-0	187	3L	Cape Coral, Fla./Cape Coral

STARTERS LOST

Name	POS	CLASS	HT	WT
Xavier Nixon	OL	Sr.	6-6	309
James Wilson	OL	Sr.	6-4	327
Mike Gillislee	RB	Sr.	5-11	201
Jordan Reed	TE	Jr.	6-3	239
Frankie Hammond, Jr.	WR	Sr.	6-1	185
Sharrif Floyd	DL	Jr.	6-3	305
Omar Hunter	DL	Sr.	6-1	314
Lerentee McCray	BUCK	Sr.	6-2	247
Jon Bostic	LB	Sr.	6-1	243
Jelani Jenkins	LB	Jr.	6-0	233
Matt Elam	DB	Jr.	5-10	210
Josh Evans	DB	Sr.	6-1	201
De'Ante Saunders	DB	So.	5-8	286
Caleb Sturgis	K	Sr.	5-11	187

RETURNING STATISTICAL LEADERS

RUSHING:	ATT	YARDS	AVG	TDS
Jeff Driskel	118	413	3.5	4

PASSING:	ATT	COMP	INT	TDS	YARDS	PCT
Jeff Driskel	245	156	5	12	1646	63.7

RECEIVING:	REC	YARDS	AVG	AVG/GAME	TDS
Quinton Dunbar	36	383	10.6	29.5	4

TACKLES:	TOTAL	SOLO	ASST	INT	SACKS	TFL (YDS)
Loucheiz Purifoy	51	38	13	0	0	1.0 (12)

FLORIDA Team Information

BASIC OFFENSE: Pro Style
BASIC DEFENSE: Multiple

LETTERMEN RETURNING: 41

OFFENSE: 20
DEFENSE: 19
SPECIALTY: 2

LETTERMEN LOST: 23

OFFENSE: 11
DEFENSE: 9
SPECIALTY: 3

STARTERS RETURNING: 10

OFFENSE: 6
DEFENSE: 3
SPECIALTY: 1

STARTERS LOST: 14

OFFENSE: 5
DEFENSE: 8
SPECIALTY: 1

NOTE: Specialists include punter and place-kicker only.

2012 RESULTS

11-2 Overall • 7-1 SEC

Home: 7-0 Away: 4-0 Neutral: 0-2 vs. Division: 5-1 vs. Top 25: 4-2

Sept. 1	[23/23]	BOWLING GREEN [TV: 2-6]	W	27-14	84,704
Sept. 8	[24/23]	at Texas A&M (rv/rv) [TV: 2-6]	W	20-17	87,114
Sept. 15	[18/17]	at Tennessee (23/rv) [TV: 2-6]	W	37-20	102,455
Sept. 22	[14/14]	KENTUCKY [TV: 5-6-10]	W	38-0	87,102
Oct. 6	[10/11]	LSU [TV: 1] [4/3]	W	14-6	90,824
Oct. 13	[4/6]	at Vanderbilt [TV: 4]	W	31-17	40,350
Oct. 20	[3/4]	SOUTH CAROLINA (9/8) [TV: 1]	W	44-11	90,833
Oct. 27	[3/3]	vs. Georgia (Jacksonville) (12/11) [TV: 1]	L	9-17	84,644
Nov. 3	[8/8]	MISSOURI [TV: 3-6]	W	14-7	90,496
Nov. 10	[7/7]	LOUISIANA-LAFAYETTE [TV: 5-6-10]	W	27-20	86,482
Nov. 17	[7/7]	JACKSONVILLE STATE [TV: 6-10-11]	W	23-0	82,691
Nov. 24	[6/6]	at Florida State (10/5) [TV: 7]	W	37-26	83,429
Jan. 2	[4/4]	vs. Louisville (22/18) [TV: 2] Allstate Sugar Bowl • New Orleans, La.	L	23-33	54,178

All-Star Candidates

JEFF DRISKEL

Junior • QB • 6-4 • 236 • Oviedo, Fla.



- Thrown for 1,794 yards and 12 touchdowns in 12 starts for the Gators
- Owns UF single-game record for rushing yards by a quarterback with 177 yards against Vanderbilt last season.
- Tallied 188 rushes for 413 yards as a sophomore with three touchdowns.
- Had a passer rating of 195.0 against Tennessee, the highest for a UF quarterback on the road in a conference game since Tim Tebow in 2007.

DOMINIQUE EASLEY

Senior • DL • 6-2 • 283 • Staten Island, N.Y.



- Has 67 career tackles, 16.0 TFL, 5.5 sacks, a blocked punt and a fumble recovery in 23 starts for Florida.
- Played in and started 11 games last season with 26 tackles and a team-leading 4.0 sacks.
- Recorded five tackles in the Sugar Bowl against Louisville, 3.5 of where were TFL.
- Had a season-high six tackles against Texas A&M last year.

KYLE CHRISTY

Junior • P • 6-3 • 193 • Brownsburg, Ind.



- Has averaged 44.3 yards on 96 punts through first two years of career.
- Was named a finalist for the Ray Guy Award (nation's best punter) in 2012.
- Set a single-game school record with a 54.3 yard per punt average against South Carolina last year.
- Averaged 45.8 yards per punt in 2012 to set a school record.

LOUCHEIZ PURIFOY

Junior • DB/WR • 6-1 • 185 • Pensacola, Fla.



- Has played in 26 games, starting 12 and making 78 tackles for the Gators.
- Played in all 13 games last season and tallied three forced fumbles and two blocked kicks on special teams unit.
- Finished 2012 season fourth on the team with 51 tackles with five pass breakups.
- Recorded career-high and led team with eight tackles against Georgia last year.



FLORIDA

ALABAMA • ARKANSAS • AUBURN • FLORIDA • GEORGIA • KENTUCKY • LSU • OLE MISS

2013 Roster

No.	Name	POS	HT	WT	CL	EXP	Hometown
53	Cody Adams	LB	6-0	234	RSO	SQ	Ocala
25	Gideon Ajagbe	FB	6-2	243	RJR	1L	Coconut Grove
86	Raphael Andrades	WR	6-0	191	SO	1L	Tallahassee
34	Alex Anzalone	LB	6-3	230	FR	HS	Wyomissing, Pa.
89	Alvin Bailey	WR	6-0	170	FR	HS	Seffner
11	Neiron Ball	LB	6-3	235	RJR	2L	Jackson, Ga.
99	Jay-nard Bostwick	DL	6-4	291	FR	HS	Port Saint Lucie
31	Jacob Brandenburg	WR	6-2	191	FR	HS	Gulfport
57	Caleb Brantley	DL	6-3	3-4	FR	HS	Crescent City
8	Jeremy Brown	DB	5-10	185	RSR	2L	Orlando
33	Mack Brown	RB	5-11	215	RJR	2L	Lithonia, Ga.
78	Trenton Brown	OL	6-8	363	JR	JC	Albany, Ga.
90	Jonathan Bullard	DL	6-3	270	SO	1L	Shelby, N.C.
88	Clay Burton	TE	6-4	247	JR	2L	Venice
8	Trey Burton	WR	6-2	224	SR	3L	Venice
36	David Campbell	LB	6-0	218	RSR	1L	Live Oak
4	Kyle Christy	P	6-3	196	JR	2L	Brownsburg, Ind.
30	Tim Clark	DB	5-9	191	RSR	SQ	Wellborn
94	Bryan Cox, Jr.	DL	6-3	260	RFR	SQ	Fort Lauderdale
43	Kyle Crofoot	LS	6-4	205	RSO	1L	Windermere
55	Darius "Bear" Cummings	DL	6-1	309	JR	TR	Titusville
40	Jarrad Davis	LB	6-2	225	FR	HS	Kingsland, Ga.
4	Andre Debose	WR	6-0	187	RSR	3L	Sanford
82	Bair Diamond	TE	6-4	226	RFR	SQ	Fort Myers
71	Cameron Dillard	OL	6-3	280	FR	HS	Canton, Mich.
6	Jeff Driskel	QB	6-4	237	JR	2L	Oviedo
1	Quinton Dunbar	WR	6-2	194	RJR	2L	Miami
2	Dominique Easley	DL	6-2	285	SR	3L	Staten Island, N.Y.
39	Todd Fennell	P	6-1	181	RSO	SQ	Vero Beach
46	Drew Ferris	LS	6-0	211	RJR	1L	Carlsbad, Calif.
6	Dante Fowler, Jr.	DL	6-3	265	SO	1L	St. Petersburg
79	Matthew Fuchs	DL	6-2	237	RFR	SQ	Gainesville
5	Ahmad Fulwood	WR	6-4	200	FR	HS	Jacksonville
76	Max Garcia	OL	6-4	307	RJR	TR	Norcross, Ga.
21	Jabari Gorman	DB	5-10	186	JR	2L	Miami
75	Chaz Green	OL	6-5	305	RJR	2L	Tampa
9	Jacob Guy	QB	6-5	210	RFR	SQ	Dade City
67	Jon Halapio	OL	6-3	317	RSR	3L	St. Petersburg
16	Austin Hardin	K	5-10	200	RFR	SQ	Atlanta, Ga.
16	Vernon Hargreaves, III	DB	5-11	181	FR	HS	Tampa
26	Marcell Harris	DB	6-2	220	FR	HS	Orlando
72	Jonathan Harrison	OL	6-3	303	RSR	3L	Groveland
81	Marqui Hawkins	WR	6-1	179	FR	HS	Columbus, Ga.
37	Mark Herndon	RB	5-9	194	SO	1L	Ocala
70	D.J. Humphries	OL	6-5	285	SO	1L	Union, N.C.
35	Michael Iorio	DB	5-10	178	FR	HS	Nokomis
91	Joey Ivie	DL	6-3	263	FR	HS	Dade City
50	Octavius Jackson	OL	6-4	275	FR	HS	Moultrie, Ga.
4	Damien Jacobs	DL	6-3	290	SR	1L	Gibson, La.
55	Roderick Johnson	OL	6-6	316	FR	HS	Delray Beach
24	Matt Jones	RB	6-2	228	SO	1L	Seffner
41	Hunter Joyer	FB	5-11	233	JR	2L	Wesley Chapel
49	Darrin Kitchens	LB	6-2	230	SR	3L	Homestead
47	Tim Kline	DB	6-0	197	FR	HS	Neptune Beach
64	Kyle Koehne	OL	6-5	314	RSR	3L	Indianapolis, Ind.
22	Adam Lane	RB	5-7	205	FR	HS	Winter Haven

No.	Name	POS	HT	WT	CL	EXP	Hometown
29	Rhaheim Ledbetter	FB	5-9	207	RFR	SQ	Shelby, N.C.
33	Chris Maignan	DB	5-11	183	RSR	SQ	Miami
80	Darius Masline	WR	5-8	171	RFR	SQ	Jacksonville
20	Marcus Maye	DB	6-0	200	RFR	SQ	Melbourne
95	Alex McCalister	DL	6-6	238	RFR	SQ	Clemmons, N.C.
19	Ryan McGriff	QB	6-0	201	RSO	SQ	Gainesville
13	Daniel McMillian	LB	6-1	225	FR	HS	Jacksonville
30	Michael McNeely	WR	5-8	176	RJR	1L	Clearwater
22	Hugh Miles	RB	5-8	191	RSO	SQ	Miami
87	A.J. Mobley	WR	5-11	223	RJR	SQ	Fayetteville, Ga.
73	Tyler Moore	OL	6-5	315	RSO	TR	Clearwater
17	Skyler Mornhinweg	QB	6-2	206	RFR	SQ	Philadelphia, Pa.
3	Antonio Morrison	LB	6-1	230	SO	1L	Bolingbrook, Ill.
10	Tyler Murphy	QB	6-2	208	RJR	SQ	Wethersfield, Conn.
42	Keanu Neal	DB	6-0	204	FR	HS	Bushnell
38	Samuel Nowakowski	LB	5-8	194	RFR	HS	Valrico
44	Leon Orr	DL	6-5	310	RJR	2L	New Port Richey
15	Ryan Parrish	WR	6-1	205	RJR	SQ	Lakeland
83	Solomon Patton	WR	5-9	168	SR	3L	Mobile, Ala.
27	Ben Peacock	DB	5-8	169	RSO	SQ	Bradenton
97	Brad Phillips	K	5-10	194	SR	2L	Gainesville
13	Latroy Pittman	WR	6-0	207	SO	1L	Citra
24	Brian Poole	DB	5-10	203	SO	1L	Bradenton
28	Jeremi Powell	LB	6-1	205	RFR	SQ	Largo
7	Ronald Powell	LB	6-4	240	RJR	2L	Moreno Valley, Calif.
13	Christian Provanca	QB	6-6	216	RJR	SQ	Cocoa
15	Loucheiz Purifoy	DB	6-0	190	JR	2L	Pensacola
31	Cody Riggs	DB	5-9	184	RJR	2L	Ft. Lauderdale
45	Antonio Riles	DL	6-4	286	FR	HS	Lawrenceville, Ga.
5	Marcus Roberson	DB	6-0	195	JR	2L	Ft. Lauderdale
11	Demarcus Robinson	WR	6-2	204	FR	HS	Fort Valley, Ga.
9	Matt Rolin	LB	6-3	217	FR	HS	Ashburn, Va.
22	Evan Schroeder	DB	5-11	188	RSO	SQ	New Smyrna Beach
17	Jordan Sherit	DL	6-5	234	FR	HS	Tampa
10	Valdez Showers	DB	6-0	190	RSO	1L	Madison Heights, Mich.
77	Ian Silberman	OL	6-5	290	RJR	2L	Orange Park
45	Braxton Skinner	WR	6-4	216	RSR	HS	Jacksonville
48	Vincent Smith	WR	5-11	183	FR	HS	Merritt Island
12	Max Staver	QB	6-6	235	FR	HS	Brentwood, Tenn.
21	Kelvin Taylor	RB	5-10	214	FR	HS	Belle Glade
18	Kent Taylor	TE	6-5	223	SO	1L	Land O'Lakes
51	Michael Taylor	LB	6-0	230	RJR	2L	Atlanta, Ga.
85	Chris Thompson	WR	6-0	167	FR	HS	Gainesville
84	Colin Thompson	TE	6-4	250	RFR	SQ	Warminster, Pa.
63	Trip Thurman	OL	6-5	313	RSO	SQ	Dover, Del.
35	Johnny Townsend	P	6-2	200	FR	HS	Orlando
42	Grant Van Aman	P	6-2	186	RFR	SQ	Tampa
95	Francisco Velez	K	5-9	176	RJR	SQ	Ocala
40	Justin Vogel	P	6-4	210	RFR	SQ	Tampa
22	Nick Washington	DB	5-11	170	FR	HS	Jacksonville
14	Jaylen Watkins	DB	6-0	181	SR	3L	Cape Coral
87	Tevin Westbrook	TE	6-5	258	JR	2L	Coconut Creek
14	Chris Wilkes	QB	6-4	235	FR	HS	Orlando
79	Quinteze Williams	OL	6-4	280	RFR	SQ	Tyrone, Ga.
57	Dakota Wilson	DL	5-11	247	RSO	SQ	Bradenton
80	Trevon Young	TE	6-6	270	FR	HS	Bradenton

Year-By-Year Records

Year	Coach	SEC	SEC Finish	Overall	Bowls
1906	Jack Forsythe	5-3			
1907	Jack Forsythe	4-1-1			
1908	Jack Forsythe	5-2-1			
1909	G.E. Pyle	6-1-1			
1910	G.E. Pyle	6-1			
1911	G.E. Pyle	5-0-1			
1912	G.E. Pyle	5-2-1			
1913	G.E. Pyle	4-3			
1914	Charles McCoy	5-2			
1915	Charles McCoy	4-3			
1916	Charles McCoy	0-5			
1917	A.L. Busser	2-4			
1918	A.L. Busser	0-1			
1919	A.L. Busser	5-3			
1920	William Kline	6-3			
1921	William Kline	6-3-2			
1922	William Kline	7-2			
1923	J.A. VanFleet	6-1-2			
1924	J.A. VanFleet	6-2-2			
1925	H.L. Sebring	8-2			
1926	H.L. Sebring	2-6-2			
1927	H.L. Sebring	7-3			
1928	Charles Bachman	8-1			
1929	Charles Bachman	8-2			
1930	Charles Bachman	6-3-1			
1931	Charles Bachman	2-6-2			
1932	Charles Bachman	3-6			
1933	D.K. Stanley	2-3	9†	5-3-1	–
1934	D.K. Stanley	2-2-1	7	6-3-1	–
1935	D.K. Stanley	1-6	12	3-7	–
1936	Josh Cody	1-5	11	4-6	–
1937	Josh Cody	3-4	8	4-7	–
1938	Josh Cody	2-2-1	7	4-5-1	–
1939	Josh Cody	0-3-1	12	5-5-1	–
1940	Thomas Lieb	2-3	8†	5-5	–
1941	Thomas Lieb	1-3	10	4-6	–
1942	Thomas Lieb	1-3	9	4-5	–
1943	NO TEAM	–	–	–	–
1944	Thomas Lieb	0-3	10†	4-3	–
1945	Thomas Lieb	1-3-1	10†	4-5-1	–
1946	Raymond Wolf	0-5	12	0-9	–
1947	Raymond Wolf	0-3-1	12	4-5-1	–
1948	Raymond Wolf	1-5	10†	5-5	–
1949	Raymond Wolf	1-4-1	10†	4-5-1	–
1950	Bob Woodruff	2-4	10	5-5	–
1951	Bob Woodruff	2-4	9†	5-5	–
1952	Bob Woodruff	3-3	6	7-3	Gator
1953	Bob Woodruff	1-3-2	9	3-5-2	–
1954	Bob Woodruff	5-2	3†	5-5	–
1955	Bob Woodruff	3-5	10	4-6	–
1956	Bob Woodruff	5-2	3	6-3-1	–
1957	Bob Woodruff	4-2-1	3†	6-2-1	–
1958	Bob Woodruff	2-3-1	8†	6-4-1	Gator
1959	Bob Woodruff	2-4	9	5-4-1	–
1960	Ray Graves	5-1	2	9-2	Gator
1961	Ray Graves	3-3	6	4-5-1	–
1962	Ray Graves	4-2	5	7-4	Gator
1963	Ray Graves	3-3-1	7	6-3-1	–
1964	Ray Graves	4-2	2†	7-3	–
1965	Ray Graves	4-2	3	7-4	Sugar
1966	Ray Graves	5-1	3	9-2	Orange
1967	Ray Graves	4-2	3†	6-4	–
1968	Ray Graves	3-2-1	6†	6-3-1	–
1969	Ray Graves	3-1-1	4	9-1-1	Gator
1970	Doug Dickey	3-3	5†	7-4	–
1971	Doug Dickey	1-6	8†	4-7	–
1972	Doug Dickey	3-3-1	6	5-5-1	–
1973	Doug Dickey	3-4	5†	7-5	Tangerine
1974	Doug Dickey	3-3	4†	8-4	Sugar
1975	Doug Dickey	5-1	2†	9-3	Gator
1976	Doug Dickey	4-2	4	8-4	Sun
1977	Doug Dickey	3-3	5	6-4-1	–
1978	Doug Dickey	3-3	4†	4-7	–
1979	Charley Pell	0-6	9†	0-10-1	–
1980	Charley Pell	4-2	4†	8-4	Tangerine
1981	Charley Pell	3-3	4†	7-5	Peach
1982	Charley Pell	3-3	6†	8-4	Bluebonnet

Year	Coach	SEC	SEC Finish	Overall	Bowls
1983	Charley Pell	4-2	3†	9-2-1	Gator
1984	Charley Pell/Galen Hall	5-0-1	*	9-1-1	–
1985	Galen Hall	5-1	*	9-1-1	–
1986	Galen Hall	2-4	7†	6-5	–
1987	Galen Hall	3-3	6	6-6	Aloha
1988	Galen Hall	4-3	4†	7-5	All-American
1989	Galen Hall/Gary Darnell	4-3	4†	7-5	Freedom
1990	Steve Spurrier	6-1	–	9-2	–
1991	Steve Spurrier	7-0	1	10-2	Sugar
1992	Steve Spurrier	6-2	T1-E	9-4	Gator
1993	Steve Spurrier	7-1	1	11-2	Sugar
1994	Steve Spurrier	7-1	1	10-2-1	Sugar
1995	Steve Spurrier	8-0	1	12-1	Fiesta
1996	Steve Spurrier	8-0	1	12-1	Sugar
1997	Steve Spurrier	6-2	T2-E	10-2	Citrus
1998	Steve Spurrier	7-1	2-E	10-2	Orange
1999	Steve Spurrier	7-1	1-E	9-4	Citrus
2000	Steve Spurrier	7-1	1	10-3	Sugar
2001	Steve Spurrier	6-2	2-E	10-2	Orange
2002	Ron Zook	6-2	2-E	8-5	Outback
2003	Ron Zook	6-2	T1-E	8-5	Outback
2004	Ron Zook	4-4	T3-E	7-5	Peach
2005	Urban Meyer	5-3	T2-E	9-3	Outback
2006	Urban Meyer	7-1	1	13-1	BCS Title
2007	Urban Meyer	5-3	3-E	9-4	Capital One
2008	Urban Meyer	7-1	1	13-1	BCS Title
2009	Urban Meyer	8-0	1-E	13-1	Sugar
2010	Urban Meyer	4-4	2-E	8-5	Outback
2011	Will Muschamp	3-5	3-E	7-6	Gator
2012	Will Muschamp	7-1	2-E	11-2	Sugar

*position vacated in standings

BOWL RESULTS (20-20)

Bowl	Opponent	Result	Date
Gator	Tulsa	W 14-13	1-1-53
Gator	Ole Miss	L 3-7	12-27-58
Gator	Baylor	W 13-12	12-31-60
Gator	Penn State	W 17-7	12-28-62
Sugar	Missouri	L 18-20	1-1-66
Orange	Georgia Tech	W 27-12	1-1-67
Gator	Tennessee	W 14-13	12-27-69
Tangerine	Miami-Ohio	L 7-16	12-22-73
Sugar	Nebraska	L 10-13	12-31-74
Gator	Maryland	L 0-13	12-29-75
Sun	Texas A&M	L 14-37	1-2-77
Tangerine	Maryland	W 35-20	12-20-80
Peach	West Virginia	L 6-26	12-31-81
Bluebonnet	Arkansas	L 24-28	12-31-82
Gator	Iowa	W 14-6	12-30-83
Aloha	UCLA	L 16-20	12-25-87
All-American	Illinois	W 14-10	12-29-88
Freedom	Washington	L 7-34	12-30-89
Sugar	Notre Dame	L 28-39	1-1-92
Gator	N.C. State	W 27-10	12-31-92
Sugar	West Virginia	W 41-7	1-1-94
Sugar	Florida State	L 17-23	1-2-95
Fiesta	Nebraska	L 24-62	1-2-96
Sugar	Florida State	W 52-20	1-2-97
Citrus	Penn State	W 21-6	1-1-98
Orange	Syracuse	W 31-10	1-2-99
Citrus	Michigan State	L 34-37	1-1-00
Sugar	Miami (Fla.)	L 20-37	1-2-01
Orange	Maryland	W 56-23	1-2-02
Outback	Michigan	L 30-38	1-1-03
Outback	Iowa	L 17-37	1-1-04
Peach	Miami (Fla.)	L 10-27	12-31-04
Outback	Iowa	W 31-24	1-2-06
BCS Title Game	Ohio State	W 41-14	1-8-07
Capital One	Michigan	L 35-41	1-1-08
BCS Title Game	Oklahoma	W 24-14	1-8-09
Sugar	Cincinnati	W 51-24	1-7-10
Outback	Tampa (Fla.)	W 37-24	1-1-11
Gator	Ohio State	W 24-17	1-2-12
Sugar	Louisville	L 23-33	1-2-13



2013 SCHEDULE

Aug. 31	at Clemson	UGA leads 41-17-4
Sept. 7	SOUTH CAROLINA*	UGA leads 46-17-2
Sept. 21	NORTH TEXAS	First meeting
Sept. 28	LSU*	LSU leads 16-12-1
Oct. 5	at Tennessee*	UT leads 21-19-2
Oct. 12	MISSOURI*	UGA leads 2-0-0
Oct. 19	at Vanderbilt*	UGA leads 53-18-2
Nov. 2	vs. Florida* (Jacksonville)	UGA leads 49-40-2
Nov. 9	APPALACHIAN STATE	First meeting
Nov. 16	at Auburn*	Tied, 54-54-8
Nov. 23	KENTUCKY*	UGA leads 52-12-2
Nov. 30	at Georgia Tech	UGA leads 63-37-5

University of Georgia Bulldogs Quick Facts

LOCATION: Athens, Georgia

FOUNDED: 1785

ENROLLMENT: 34,667

NICKNAME: Bulldogs

COLORS: Red (PMS 485) and Black

STADIUM: Sanford (92,746)

PLAYING SURFACE: Natural Grass, Bermuda Tifway 419

FIRST GAME: Oct. 12, 1929 – Georgia 15, Yale 0

HOME RECORD: 320-98-9 (.760)

HOME ATTENDANCE: 648,922 (92,703 avg./99.95% Capacity)

ALL-TIME RECORD: 759-402-54 (.647/1,215 games)

2012 RECORD: 12-2 (7-0 H, 3-1 A, 2-1 N, 5-1 vs. Eastern Division)

2012 SEC RECORD/FINISH: 7-1/1st SEC East

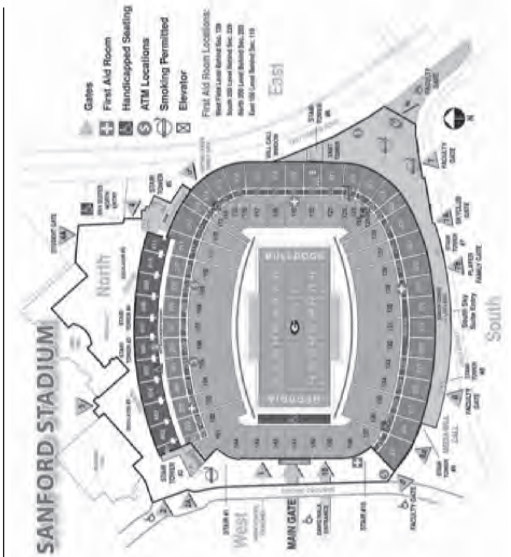
SEC CHAMPIONSHIPS: 12 (1942, 46t, 48, 59, 66t, 68, 76t, 80, 81t, 82, 2002, 05)

BOWL: Capital One Bowl, Orlando, Fla. (Georgia 45, Nebraska 31)

BOWL APPEARANCES: 48

BOWL RECORD: 27-18-3 (.594)

LAST BOWL APPEARANCE: Capital One Bowl, Orlando, Fla. (defeated Nebraska, 45-31, Jan. 1, 2013)



JERE W. MOREHEAD
President
(Georgia State, '77;
Georgia, JD, '80)



PROF. DAVID SHIPLEY
Faculty Representative
(Oberlin, '72;
Univ. of Chicago, JD, '75)

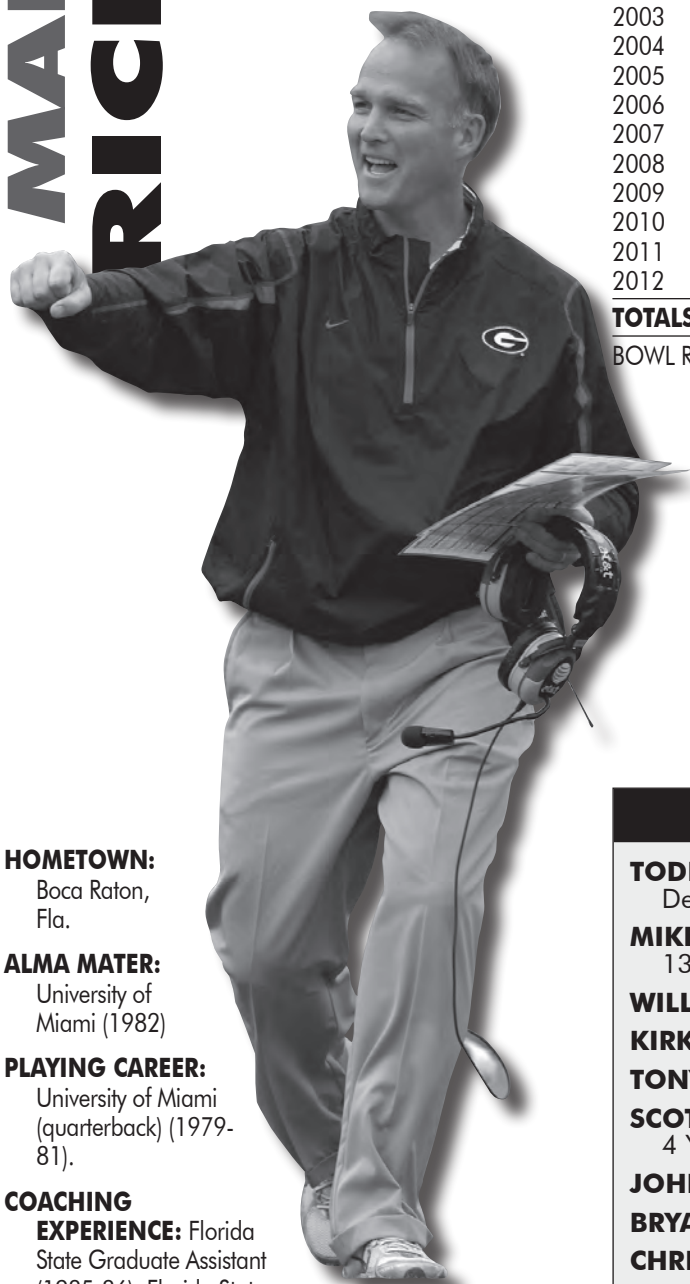


GREG MCGARITY
Athletics Director
(Georgia, '76)



MARK RICHT
Head Football Coach
(Miami, Fla., '82)

MARK RICHT



HOMETOWN:

Boca Raton,
Fla.

ALMA MATER:

University of
Miami (1982)

PLAYING CAREER:

University of Miami
(quarterback) (1979-
81).

COACHING

EXPERIENCE: Florida State Graduate Assistant (1985-86); Florida State Volunteer Assistant (1987-88); East Carolina Offensive Coordinator (1989); Florida State Quarterbacks Coach (1990-2000); Florida State Offensive Coordinator (1994-2000); Georgia Head Coach (2001-present).

COACHING ACHIEVEMENTS: 2002, 2005 SEC Coach of the Year; 2002 and 2005 SEC Champions.

BORN: February 18, 1960 in Omaha, Neb.

WIFE: Katharyn Francis

CHILDREN: Jon, David, Zach, Anya

YEAR-BY-YEAR

Year	School	Conf.	Pct.	All	Pct.	Bowl
2001	Georgia	5-3	.625	8-4	.667	Music City
2002	Georgia	7-1	.875	13-1	.929	Sugar
2003	Georgia	6-2	.750	11-3	.786	Capital One
2004	Georgia	6-2	.750	10-2	.833	Outback
2005	Georgia	6-2	.750	10-3	.769	Sugar
2006	Georgia	4-4	.500	9-4	.692	Chick-fil-A
2007	Georgia	6-2	.750	11-2	.846	Sugar
2008	Georgia	6-2	.750	10-3	.769	Capital One
2009	Georgia	4-4	.500	8-5	.615	Independence
2010	Georgia	3-5	.375	6-7	.462	Liberty
2011	Georgia	7-1	.875	10-4	.714	Outback
2012	Georgia	7-1	.875	12-2	.857	Capital One
TOTALS		67-29	.698	118-40	.747	12 Years
BOWL RECORD:		8-4	.667			

ASSISTANT COACHES

TODD GRANTHAM (Virginia Tech, 1989) – Assoc. Head Coach/Defensive Coord./Outside Linebackers – 4 Years

MIKE BOBO (Georgia, 1997) – Offensive Coordinator/QBs – 13 Years

WILL FRIEND (Alabama, 1998) – Offensive Line – 3 Years

KIRK OLIVADOTTI (Purdue, 1996) – Inside Linebackers – 3 Years

TONY BALL (UT-Chattanooga, 1983) – Wide Receivers – 8 Years

SCOTT LAKATOS (Western Connecticut, 1988) – Secondary – 4 Years

JOHN LILLY (Guilford, 1990) – Tight Ends – 6 Years

BRYAN MCCLENDON (Georgia, 2005) – Running Backs – 5 Years

CHRIS WILSON (Oklahoma, 1992) – Def. Line – 1st Year

SUPPORT STAFF

BRAD HUTCHERSON (Georgia, 2008) – Director of Football Operations

JOHN EASON (Florida A&M, 1969) – Director of Player Development

DAVE VAN HALANGER (West Virginia, 1976) – Director of Player Welfare

JOE TERESHINSKI (Georgia, 1977) – Director of Strength and Conditioning

RETURNING OFFENSIVE STARTERS

No.	Name	Pos	Class	HT	WT	EXP	Hometown/Last School
11	Aaron Murray	QB	Sr.	6-1	211	3VL	Tampa, Fla./Plant
26	Malcolm Mitchell	CB/SE	Jr.	6-1	192	2VL	Valdosta, Ga./Valdosta
61	David Andrews	C	Jr.	6-2	295	2VL	Johns Creek, Ga./Wesleyan
64	Dallas Lee	OG	Sr.	6-4	300	3VL	Buford, Ga./Buford
72	Kenarious Gates	OT	Sr.	6-5	328	3VL	Grantville, Ga./Greenville
68	Chris Burnette	OG	Sr.	6-2	322	2VL	La Grange, Ga./Troup County
71	John Theus	OT	So.	6-6	309	1VL	Jacksonville, Fla./The Bolles School
88	Arthur Lynch	TE	Sr.	6-5	258	3VL	Dartmouth, Mass./Dartmouth
3	Todd Gurley	RB	So.	6-1	218	1VL	Tarboro, N.C./Tarboro
43	Merritt Hall	FB	RSo.	5-11	238	1VL	Alpharetta, Ga./Wesleyan School

RETURNING DEFENSIVE STARTERS

No.	Name	Pos	Class	Ht	Wt	Exp	Hometown/Last School
56	Garrison Smith	DE	Sr.	6-3	297	3VL	Atlanta, Ga./Douglass
52	Amarlo Herrera	ILB	Jr.	6-2	245	2VL	College Park, Ga./Clayton
59	Jordan Jenkins	OLB	So.	6-3	257	1VL	Hamilton, Ga./Harris County
5	Damian Swann	CB	Jr.	5-11	189	2VL	Atlanta, Ga./Grady

STARTERS LOST

Name	POS	CLASS	HT	WT
Tavarres King	FLK	Sr.	6-1	192
John Jenkins	N	Sr.	6-3	351
Cornelius Washington	OLB	Sr.	6-4	269
Jarvis Jones	OLB	Jr.	6-3	241
Alec Ogletree	ILB	Jr.	6-3	236
Sanders Commings	CB	Sr.	6-2	217
Bacarri Rambo	FS	Sr.	6-0	218
Shawn Williams	SS	Sr.	6-1	220

RETURNING STATISTICAL LEADERS

RUSHING:	ATT	YARDS	AVG	TDS
Todd Gurley	222	1,385	6.2	17

PASSING:	ATT	COMP	INT	TDS	YARDS	PCT
Aaron Murray	386	249	10	36	3,893	64.5

RECEIVING:	REC	YARDS	AVG	AVG/GAME	TDS
Malcolm Mitchell	40	572	14.3	44.0	4

TACKLES:	TOTAL	SOLO	ASST	INT	SACKS	TFL (YDS)
Amarlo Herrera	70	33	37	1	0	3.0 (5)

GEORGIA Team Information

BASIC OFFENSE: Pro Style
BASIC DEFENSE: 3-4

LETTERMEN RETURNING: 49

OFFENSE: 26
DEFENSE: 20
SPECIALTY: 3

LETTERMEN LOST: 24

OFFENSE: 8
DEFENSE: 14
SPECIALTY: 2

STARTERS RETURNING: 16

OFFENSE: 10
DEFENSE: 4
SPECIALTY: 2

STARTERS LOST: 8

OFFENSE: 1
DEFENSE: 7
SPECIALTY: 0

NOTE: Specialists include punter and place-kicker only.

2012 RESULTS

12-2 Overall • 7-1 SEC

Home: 7-0 Away: 3-1 Neutral: 2-1 vs. Division: 5-1 vs. Top 25: 2-2

Sept. 1	[6/6]	BUFFALO [TV: 5-6-10]	W	45-23	92,446
Sept. 8	[7/7]	at Missouri [TV: 3-6] [rv/rv]	W	41-20	71,004
Sept. 15	[7/7]	FLORIDA ATLANTIC [TV: 6-8-10]	W	56-20	92,746
Sept. 22	[5/6]	VANDERBILT [TV: 3-6]	W	48-3	92,746
Sept. 29	[5/5]	TENNESSEE [TV: 1] [rv/rv]	W	51-44	92,746
Oct. 6	[5/5]	at South Carolina [TV: 2-6] [6/6]	L	7-35	85,199
Oct. 20	[13/12]	at Kentucky [TV: 6-9-10]	W	29-24	54,553
Oct. 27	[12/11]	vs. Florida (3/3) [TV: 1]	W	17-9	84,644
Nov. 3	[6/6]	OLE MISS (-,rv) [TV: 1]	W	37-10	92,746
Nov. 10	[5/5]	at Auburn [TV: 3-6]	W	38-0	86,146
Nov. 17	[5/4]	GEORGIA SOUTHERN [TV: 6-10-11]	W	45-14	92,746
Nov. 24	[3/3]	GEORGIA TECH [TV: 2-6]	W	42-10	92,746
Dec. 1	[3/3]	vs. Alabama [TV: 1] [2/2]	L	28-32	75,624
Jan. 1	[6/5]	SEC Championship Game • Atlanta, Ga. vs. Nebraska [TV: 7] (23/21) Capital One Bowl • Orlando, Fla.	W	45-31	59,712

All-Star Candidates

AARON MURRAY

Senior • QB • 6-1 • 210 • Tampa, Fla.



- 1st QB in SEC history to have 3,000 passing yards in three straight seasons
- Holds school career record for Touchdown Passes (95) and TD Responsibility (104)
- First Team All-SEC by ESPN.com and Phil Steele; Second All-SEC by Associated Press and SEC Coaches after starting all 14 games with 3,893 yards passing and school record 36 TD passes in 2012

TODD GURLEY

Sophomore • TB • 6-1 • 232 • Tarboro, N.C.



- Freshman All-American by FWAA, Sporting News, Phil Steele, and First Team All-SEC by Associated Press, All-SEC Coaches' Second Team
- Appeared in all 14 games with 12 starts in 2012, rushing for 1,385 yards, which ranked sixth in school history plus had 17 rushing TDs
- Finished second in the SEC in Rushing Yards Per Game (98.9), third in Scoring (108 points) and third in All-Purpose Yards Per Game (124.6) in 2012

GARRISON SMITH

Senior • DE • 6-3 • 297 • Atlanta, Ga.



- Appeared in all 14 games with eight starts and registered 57 tackles, including two for a loss, and a fumble recovery in 2012
- Inducted into UGA's Student-Athlete Leadership Academy (L.E.A.D) in 2012
- Named defensive recipient of the Coffee County Hustle Award at the conclusion of spring practice

DAMIAN SWANN

Junior • CB • 5-11 • 189 • Atlanta, Ga.



- Started all 14 games in 2012 with a team-high four interceptions and had 53 tackles including two sacks, two forced fumbles and two fumble recoveries
- Tied a school bowl record with two interceptions plus had six tackles in the 2013 Capital One Bowl victory over No. 16 Nebraska
- Earned team's Most Improved Player Award

2013 Roster

No.	Name	POS	CL	HT	WT	EXP	Hometown
61	David Andrews	C	Jr.	6-2	295	2VL	Johns Creek, Ga.
24	Tristan Askew	CB	Jr.	5-11	177	TR	Kent, Wa.
97	John Atkins	N	Fr.	6-4	322	HS	Thomson, Ga.
31	Jon Bailey	CB	Jr.	6-0	195	SQ	Alpharetta, Ga.
58	Sterling Bailey	DE	RSo.	6-3	282	SQ	Gainesville, Ga.
32	Collin Barber	P	So.	6-2	200	1VL	Cartersville, Ga.
10	Faton Bauta	QB	RFr.	6-3	216	SQ	West Palm Beach, Fla.
79	Mark Beard	OT	Jr.	6-5	300	1VL	Adamsville, Ala.
93	Patrick Beless	PK	So.	5-9	162	SQ	Atlanta, Ga.
82	Michael Bennett	SE	Jr.	6-3	205	2VL	Alpharetta, Ga.
7	Greg Bingham	QB	Sr.	6-4	219	SQ	Columbus, Ga.
37	Devin Bowman	CB	RSo.	6-0	180	1VL	Rossville, Ga.
39	Dominic Bryan	TB	RFr.	6-0	236	SQ	Germantown, Md.
68	Chris Burnette	OG	Sr.	6-2	314	2VL	LaGrange, Ga.
41	Brandon Burrows	OLB	Jr.	6-3	235	SQ	Marietta, Ga.
70	Aulden Bynum	OG	Fr.	6-5	261	HS	Valdosta, Ga.
28	Corey Campbell	FB	Sr.	5-10	217	1VL	Hephzibah, Ga.
60	Josh Cardiello	OG	Fr.	6-3	299	HS	Buford, Ga.
45	Reggie Carter	ILB	Fr.	6-1	229	HS	Snellville, Ga.
41	Jared Chapple	TE	RFr.	6-4	227	SQ	Alpharetta, Ga.
31	Chris Conley	FLK	Jr.	6-3	206	2VL	Dallas, Ga.
78	Watts Dantzier	OG	Jr.	6-7	307	SQ	Dalton, Ga.
91	Josh Dawson	OLB	So.	6-4	254	1VL	Tucker, Ga.
2	Sheldon Dawson	CB	So.	5-11	190	1VL	North Memphis, Tenn.
23	Marc Deas	SS	Sr.	6-1	217	2VL	Kissimmee, Fla.
76	Zach DeBell	OT	RSo.	6-6	273	SQ	Tarpon Springs, Fla.
89	James DeLoach	OLB	So.	6-3	265	1VL	Millen, Ga.
47	Ray Drew	DE	Jr.	6-5	276	2VL	Thomasville, Ga.
6	Michael Erdman	SE	Jr.	5-10	191	SQ	Merritt Island, Fla.
97	Adam Erickson	P	Jr.	5-10	171	1VL	Athens, Ga.
*23	James Eunice	WR	Jr.	6-0	175	HS	Valdosta, Ga.
72	Kenarious Gates	OT	Sr.	6-5	327	3VL	Grantville, Ga.
60	Wright Gazaway	SN	Jr.	6-0	240	SQ	Buford, Ga.
28	Devin Gillespie	SS	RFr.	5-10	189	SQ	Grayson, Ga.
15	J.J. Green	TB	Fr.	5-9	183	HS	Kingsland, Ga.
3	Todd Gurley	TB	So.	6-1	232	1VL	Tarboro, N.C.
43	Merritt Hall	FB	RSo.	5-11	226	1VL	Alpharetta, Ga.
20	Brandon Harton	TB	Sr.	5-6	180	1VL	Reidsville, Ga.
25	Josh Harvey-Clemons	SS	So.	6-5	212	1VL	Valdosta, Ga.
12	Austin Herod	SS	Sr.	5-10	195	SQ	Woodstock, Ga.
52	Amarlo Herrera	ILB	Jr.	6-2	244	2VL	College Park, Ga.
48	Quayvon Hicks	FB	So.	6-2	257	1VL	Blackshear, Ga.
75	Kolton Houston	OT	Jr.	6-5	280	SQ	Buford, Ga.
90	Ethan Jackson	P	Sr.	5-11	177	SQ	Sandersville, Ga.
59	Jordan Jenkins	OLB	So.	6-3	246	1VL	Hamilton, Ga.
38	Clay Johnson	FLK	RFr.	6-1	171	SQ	Calhoun, Ga.
8	Jesse Jones	CB	RSo.	6-0	194	SQ	Habersham, Ga.
33	Kyle Karempelis	TB	Jr.	5-9	180	SQ	Roswell, Ga.
53	Clint Kirk	DE	Sr.	6-3	289	SQ	Perry, Ga.
64	Dallas Lee	OG	Sr.	6-4	295	3 VL	Buford, Ga.
16	Christian LeMay	QB	RSo.	6-2	200	SQ	Matthews, N.C.
74	Austin Long	OG	Sr.	6-5	287	1VL	Memphis, Tenn.
66	Hunter Long	C	RSo.	6-4	312	SQ	Memphis, Tenn.
43	Tommy Long	ILB	RFr.	6-2	218	SQ	Marietta, Ga.
83	Jack Loonam	TE	RSo.	6-0	213	SQ	Lexington, S.C.
88	Arthur Lynch	TE	Sr.	6-5	254	3VL	Dartmouth, Mass.

No.	Name	POS	CL	HT	WT	EXP	Hometown
4	Keith Marshall	TB	So.	5-11	219	1VL	Raleigh, N.C.
14	Hutson Mason	QB	Jr.	6-3	202	2VL	Marietta, Ga.
28	Tray Matthews	FS	Fr.	6-0	196	HS	Newnan, Ga.
20	Quincy Mauger	FS	Fr.	6-0	200	HS	Marietta, Ga.
47	Taylor Maxey	FB	Jr.	5-10	220	SQ	Statham, Ga.
93	Chris Mayes	N	RSo.	6-4	321	TR	Griffin, Ga.
46	A.J. McDonald	ILB	Jr.	6-0	226	SQ	Suwanee, Ga.
27	Rhett McGowan	SE	Sr.	6-0	180	2VL	Calhoun, Ga.
70	Eddie McQuillen	OT	RSo.	6-8	300	SQ	Newnan, Ga.
26	Malcolm Mitchell	FLK	Jr.	6-1	190	2VL	Valdosta, Ga.
77	Preston Mobley	C	So.	6-3	294	SQ	Moultrie, Ga.
39	Corey Moore	SS	Jr.	6-2	214	2VL	Griffin, Ga.
13	Marshall Morgan	PK	So.	6-3	200	1VL	Ft. Lauderdale, Fla.
27	Greg Mulkey	TE	Sr.	6-3	234	SQ	Fairmount, Ga.
11	Aaron Murray	QB	Sr.	6-1	208	3VL	Tampa, Fla.
11	Connor Norman	FS	Sr.	5-10	201	2VL	Duluth, Ga.
23	Alex Parsons	TB	Sr.	5-10	188	SQ	Fayetteville, Ga.
29	Jamal Payette	FLK	Sr.	6-3	190	SQ	Cleveland, Ga.
42	Dillard Pinkston	OLB	RFr.	6-3	218	SQ	Dallas, Texas
94	Thomas Pritchard	PK	RFr.	5-10	164	SQ	Louisville, Ga.
73	Greg Pyke	OG	RFr.	6-6	326	SQ	Baltimore, Md.
12	Brice Ramsey	QB	Fr.	6-3	205	HS	Kingsland, Ga.
38	Ryne Rankin	ILB	Fr.	6-1	222	HS	Orlando, Fla.
20	Lucas Redd	FS	Jr.	6-1	207	SQ	Jefferson, Ga.
87	Jay Rome	TE	RSo.	6-6	254	1VL	Valdosta, Ga.
18	Jonathon Rumph	SE	Jr.	6-5	208	TR	Cayce, S.C.
7	Blake Sailors	CB	Sr.	5-11	179	3VL	Athens, Ga.
86	Justin Scott-Wesley	SE	RSo.	5-11	206	1VL	Camilla, Ga.
56	Garrison Smith	DE	Sr.	6-3	299	3VL	Atlanta, Ga.
32	Matt Stagg	OLB	RFr.	6-3	225	SQ	Salt Lake City, Utah
25	Jake Star	TE	So.	6-5	228	SQ	Lawrenceville, Ga.
44	T.J. Stripling	OLB	Sr.	6-6	237	2VL	Decatur, Ga.
5	Damian Swann	CB	Jr.	5-11	178	2VL	Atlanta, Ga.
94	John Taylor	DE	RFr.	6-4	336	SQ	Millen, Ga.
1	Tramel Terry	FLK	Fr.	6-0	184	HS	Goose Creek, S.C.
71	John Theus	OT	So.	6-6	298	1VL	Jacksonville, Fla.
49	Nathan Theus	SN	RSo.	6-3	241	SQ	Jacksonville, Fla.
96	Mike Thornton	N	Jr.	6-1	290	1VL	Stone Mountain, Ga.
8	Blake Tibbs	FLK	RFr.	6-2	179	SQ	Lithonia, Ga.
37	Kenneth Towns	SE	RFr.	6-3	201	SQ	Albany, Ga.
89	Cole Trolinger	TE	RFr.	6-5	229	SQ	Newnan, Ga.
33	Chase Vasser	OLB	Sr.	6-3	219	3VL	Gainesville, Ga.
30	Kosta Vavlas	ILB	Jr.	6-0	214	2VL	Tarpon Springs, Fla.
63	Xavier Ward	OT	RSo.	6-7	278	1VL	Moultrie, Ga.
2	Kzar Welch	QB	Jr.	6-3	203	SQ	Jesup, Ga.
9	Reggie Wilkerson	CB	Fr.	5-11	171	HS	Ocala, Fla.
84	Hugh Williams	TE	Jr.	6-5	234	SQ	Atlanta, Ga.
44	Drew Wilson	TE	Sr.	6-2	207	SQ	Tignall, Ga.
51	Ramik Wilson	ILB	Jr.	6-2	232	1VL	Tampa, Fla.
17	Rantavious Wooten	FLK	Sr.	5-10	176	3VL	Belle Glade, Fla.
9	Curtis Wyatt	SE	Sr.	6-1	205	SQ	Locust Grove, Ga.
35	Chris Young	FB	Sr.	6-1	235	SQ	Hinesville, Ga.

* - Eunice was expected to be a walk-on for the Bulldogs arriving in August 2011, but drowned in an accident earlier that year

Year-By-Year Records

Year	SEC Coach	SEC	Finish	Overall	Bowls
1892	Dr. Charles Herty	1-1			
1893	Ernest Brown	2-2-1			
1894	Robert Winston	5-1			
1895	Glenn "Pop" Warner	3-4			
1896	Glenn "Pop" Warner	4-0			
1897	Charles McCarthy	2-1			
1898	Charles McCarthy	4-2			
1899	Gordon Saussy	2-3-1			
1900	E. E. Jones	2-4			
1901	Billy Reynolds	1-5-2			
1902	Billy Reynolds	4-2-1			
1903	M. M. Dickinson	3-4			
1904	Charles A. Barnard	1-5			
1905	M. M. Dickinson	1-5			
1906	W. S. Whitney	2-4-1			
1907	W. S. Whitney	4-3-1			
1908	Branch Bocock	5-2-1			
1909	J. Coulter	1-4-2			
	Frank Dobson				
1910	W. A. Cunningham	6-2-1			
1911	W. A. Cunningham	7-1-1			
1912	W. A. Cunningham	6-1-1			
1913	W. A. Cunningham	6-2			
1914	W. A. Cunningham	3-5-1			
1915	W. A. Cunningham	5-2-2			
1916	W. A. Cunningham	6-3			
1919	W. A. Cunningham	4-2-3			
1920	H. J. Stegeman	8-0-1			
1921	H. J. Stegeman	7-2-1			
1922	H. J. Stegeman	5-4-1			
1923	George Woodruff	5-3-1			
1924	George Woodruff	7-3			
1925	George Woodruff	4-5			
1926	George Woodruff	5-4			
1927	George Woodruff	9-1			
1928	Harry Mehre	4-5			
1929	Harry Mehre	6-4			
1930	Harry Mehre	7-2-1			
1931	Harry Mehre	8-2			
1932	Harry Mehre	2-5-2			
1933	Harry Mehre	3-1	3	8-2	--
1934	Harry Mehre	3-2	5	7-3	--
1935	Harry Mehre	2-4	11	6-4	--
1936	Harry Mehre	3-3	6	5-4-1	--
1937	Harry Mehre	1-2-2	10	6-3-2	--
1938	Joel Hunt	1-2-1	9	5-4-1	--
1939	Wally Butts	1-3	9	5-6	--
1940	Wally Butts	2-3-1	7	5-4-1	--
1941	Wally Butts	3-1-1	4	9-1-1	Orange
1942	Wally Butts	6-1	1	11-1	Rose
1943	Wally Butts	0-3	4†	6-4	--
1944	Wally Butts	4-2	3	7-3	--
1945	Wally Butts	4-2	4	9-2	Oil
1946	Wally Butts	5-0	1†	11-0	Sugar
1947	Wally Butts	3-3	4†	7-4-1	Gator
1948	Wally Butts	6-0	1	9-2	Orange
1949	Wally Butts	1-4-1	10†	4-6-1	--
1950	Wally Butts	3-2-1	6	6-2-3	Presidential
1951	Wally Butts	2-4	9†	5-5	--
1952	Wally Butts	4-3	5	7-4	--
1953	Wally Butts	1-5	10†	3-7	--
1954	Wally Butts	3-2-1	5	6-3-1	--
1955	Wally Butts	2-5	11	4-6	--
1956	Wally Butts	1-6	12	3-6-1	--
1957	Wally Butts	3-4	9	3-7	--
1958	Wally Butts	2-4	10	4-6	--
1959	Wally Butts	7-0	1	10-1	Orange
1960	Wally Butts	4-3	6	6-4	--
1961	Johnny Griffith	2-5	9	3-7	--
1962	Johnny Griffith	2-3-1	7†	3-4-3	--
1963	Johnny Griffith	2-4	9	4-5-1	--
1964	Vince Dooley	4-2	2†	7-3-1	Sun
1965	Vince Dooley	3-3	6†	6-4	--
1966	Vince Dooley	6-0	1†	10-1	Cotton
1967	Vince Dooley	4-2	3†	7-4	Liberty
1968	Vince Dooley	5-0-1	1	8-1-2	Sugar
1969	Vince Dooley	2-3-1	6	5-5-1	Sun
1970	Vince Dooley	3-3	5†	5-5	--
1971	Vince Dooley	5-1	2†	11-1	Gator
1972	Vince Dooley	4-3	5	7-4	--
1973	Vince Dooley	3-4	5†	7-4-1	Peach
1974	Vince Dooley	4-2	2†	6-6	Tangerine
1975	Vince Dooley	5-1	2†	9-3	Cotton
1976	Vince Dooley	5-1	1†	10-2	Sugar
1977	Vince Dooley	2-4	7	5-6	--
1978	Vince Dooley	5-0-1	2	9-2-1	Bluebonnet
1979	Vince Dooley	5-1	2	6-5	--
1980	Vince Dooley	6-0	1	12-0	Sugar

Year	SEC Coach	SEC	Finish	Overall	Bowls
1981	Vince Dooley	6-0	1†	10-2	Sugar
1982	Vince Dooley	6-0	1	11-1	Sugar
1983	Vince Dooley	5-1	2	10-1-1	Cotton
1984	Vince Dooley	4-2	3†	7-4-1	Citrus
1985	Vince Dooley	3-2-1	4	7-3-2	Sun
1986	Vince Dooley	4-2	2†	8-4	Hall of Fame
1987	Vince Dooley	4-2	4†	8-4	Liberty
1988	Vince Dooley	5-2	3	9-3	Gator
1989	Ray Goff	4-3	4†	6-6	Peach
1990	Ray Goff	2-5	6†	4-7	--
1991	Ray Goff	4-3	4†	9-3	Independence
1992	Ray Goff	6-2	T1-E	10-2	Citrus
1993	Ray Goff	2-6	4-E	5-6	--
1994	Ray Goff	3-4-1	4-E	6-4-1	--
1995	Ray Goff	3-5	3-E	6-6	Peach
1996	Jim Donnan	3-5	4-E	5-6	--
1997	Jim Donnan	6-2	2-E	10-2	Outback
1998	Jim Donnan	6-2	3-E	9-3	Peach
1999	Jim Donnan	5-3	3-E	8-4	Outback
2000	Jim Donnan	5-3	T2-E	8-4	Oahu
2001	Mark Richt	5-3	T3-E	8-4	Music City
2002	Mark Richt	7-1	1-E	13-1	Sugar
2003	Mark Richt	6-2	T1-E	11-3	Capital One
2004	Mark Richt	6-2	2-E	10-2	Outback
2005	Mark Richt	6-2	1-E	10-3	Sugar
2006	Mark Richt	4-4	T3-E	9-4	Chick-fil-A
2007	Mark Richt	6-2	T1-E	11-2	Sugar
2008	Mark Richt	6-2	2-E	10-3	Capital One
2009	Mark Richt	4-4	T2-E	8-5	Independence
2010	Mark Richt	3-5	T3-E	6-7	Liberty
2011	Mark Richt	7-1	1-E	10-4	Outback
2012	Mark Richt	7-1	1-E	12-2	Capital One

BOWL RESULTS (27-18-3)

Bowl	Opponent	Result	Date
Orange	Texas Christian	W 40-26	1-1-42
Rose	UCLA	W 9-0	1-1-43
Oil	Tulsa	W 20-6	1-1-46
Sugar	North Carolina	W 20-10	1-1-47
Gator	Maryland	T 20-20	1-1-48
Orange	Texas	L 28-41	1-1-49
Presidential	Texas A&M	L 20-40	12-9-50
Orange	Missouri	W 14-0	1-1-60
Sun	Texas Tech	W 7-0	12-26-64
Cotton	Southern Methodist	W 24-9	12-31-66
Liberty	North Carolina State	L 7-14	12-16-67
Sugar	Arkansas	L 2-16	1-1-69
Sun	Nebraska	L 6-45	12-20-69
Gator	North Carolina	W 7-3	12-31-71
Peach	Maryland	W 17-16	12-28-73
Tangerine	Miami-Ohio	L 10-21	12-20-74
Cotton	Arkansas	L 10-31	1-1-76
Sugar	Pittsburgh	L 3-27	1-1-77
Bluebonnet	Stanford	L 22-25	12-31-78
Sugar	Notre Dame	W 17-10	1-1-81
Sugar	Pittsburgh	L 20-24	1-1-82
Sugar	Penn State	L 23-27	1-1-83
Cotton	Texas	W 10-9	1-2-84
Citrus	Florida State	T 17-17	12-22-84
Sun	Arizona	T 13-13	12-28-85
Hall of Fame	Boston College	L 24-27	12-23-86
Liberty	Arkansas	W 20-17	12-29-87
Gator	Michigan State	W 34-27	1-1-89
Peach	Syracuse	L 18-19	12-30-89
Independence	Arkansas	W 24-15	12-29-92
Citrus	Ohio State	W 21-14	1-1-93
Peach	Virginia	L 27-34	12-30-95
Outback	Wisconsin	W 33-6	1-1-98
Peach	Virginia	W 35-33	12-31-98
Outback	Purdue	W 28-25 OT	1-1-2000
Oahu	Virginia	W 37-14	12-24-2000
Music City	Boston College	L 16-20	12-28-2001
Sugar	Florida State	W 26-13	1-1-2003
Capital One	Purdue	W 34-27 OT	1-1-2004
Outback	Wisconsin	W 24-21	1-1-2005
Sugar	West Virginia	L 35-38	1-2-2006
Chick-fil-A	Virginia Tech	W 31-24	12-30-2006
Sugar	Hawai'i	W 41-10	1-1-2008
Capital One	Michigan State	W 24-12	1-1-2009
Independence	Texas A&M	W 44-20	12-28-2009
Liberty	Central Florida	L 6-10	12-31-2010
Outback	Michigan State	L 30-33 (3OT)	1-2-2012
Capital One	Nebraska	W 45-31	1-1-2013



2013 SCHEDULE

Aug. 31	Western Kentucky	UK 3-1
Sept. 7	MIAMI (OH)	UK 7-4-1
Sept. 14	LOUISVILLE	UK 14-11
Sept. 28	FLORIDA*	UF 46-17
Oct. 5	at South Carolina*	USC 16-7-1
Oct. 12	ALABAMA*	UA 35-2-1
Oct. 26	at Mississippi State*	UK 21-19
Nov. 2	ALABAMA STATE	First Meeting
Nov. 9	MISSOURI*	UK 2-1
Nov. 16	at Vanderbilt*	UK 41-40-4
Nov. 23	at Georgia*	UGA 52-12-2
Nov. 30	TENNESSEE*	UT 75-24-9

University of Kentucky Wildcat Quick Facts

LOCATION: Lexington, Kentucky

FOUNDED: 1865

ENROLLMENT: 28,928

NICKNAME: Wildcats

COLORS: Blue (PMS 286) and White

STADIUM: Commonwealth (67,942)

PLAYING SURFACE: Natural Grass/
Bermuda Tifway 419

FIRST GAME: Sept. 15, 1973 –
Kentucky 31, Virginia Tech 26

HOME RECORD: 136-116-4 (.539)

HOME ATTENDANCE: 347,838
(49,691 avg./73.14% Capacity)

ALL-TIME RECORD: 580-582-44
(.499/1,206 games)

2012 RECORD: 2-10 (2-5 H, 0-5 A,
0-0 N, 0-6 vs. Eastern Division)

2012 SEC RECORD/FINISH:
0-8/7th SEC East


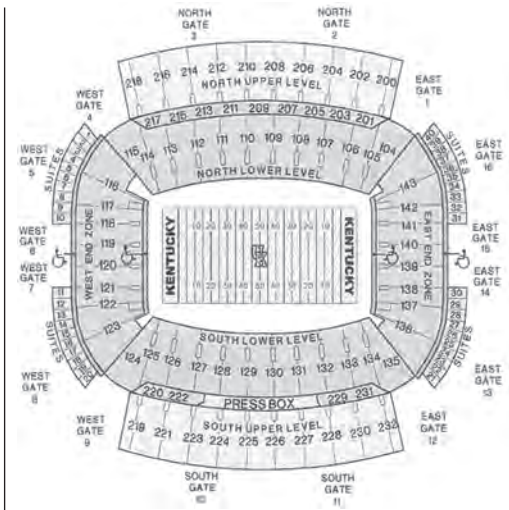
SEC CHAMPIONSHIPS: 2 (1950,
76t)

BOWL: N/A

BOWL APPEARANCES: 15

BOWL RECORD: 8-7 (.533)

LAST BOWL APPEARANCE: BBVA
Compass Bowl, Birmingham, Ala.
(lost to Pittsburgh, 10-27, Jan. 8,
2011)



DR. ELI CAPILOUTO
President
(Alabama, '71)



JOSEPH L. FINK III
Faculty Representative
(Philadelphia College of
Pharmacy & Science, '70)



MITCH BARNHART
Athletics Director
(Ottawa, '81)



MARK STOOPS
Head Football Coach
(Iowa, '89)

MARK STOOPS



ALMA MATER:
Iowa (1989)

PLAYING CAREER:
Defensive back at the University of Iowa, 1985-89

PLAYING ACCOMPLISHMENTS: Participated in four bowl games

COACHING EXPERIENCE: Iowa, graduate assistant, 1990-91; Nordon High School, defensive backs, 1992-95; South Florida, defensive backs, 1996; Wyoming, defensive backs, 1997-99; Houston, co-defensive coordinator, safeties, 2000; Miami (Fla.), defensive backs 2001-03; Arizona, defensive coordinator, defensive backs, 2004-09; Florida State, defensive coordinator, defensive backs, 2010-12; Kentucky, head coach, 2013-

COACHING ACCOMPLISHMENTS: Participated in 10 bowl games as a coach -- two Rose, two Orange, two Holiday, Fiesta, Las Vegas, Chick-fil-A, Champs Sports; won national championship for 2001 season at Miami

WIFE: Chantel

YEAR-BY-YEAR

First Season

ASSISTANT COACHES

DERRICK ANSLEY (Troy, 2005) – Cornerbacks – 1st Year

NEAL BROWN (UMASS, 2002) – Offensive Coordinator/Quarterbacks – 1st Year

JIMMY BRUMBAUGH (Auburn, 2000) – Defensive Line – 1st Year

D.J. ELIOT (Wyoming, 1999) – Defensive Coordinator/Linebackers – 1st Year

TOMMY MAINORD (Tarleton State, 2000) – Wide Receivers – 1st Year

VINCE MARROW (Toledo, 1992) – Tight Ends – 1st Year

BRADLEY DALE PEVETO (SMU, 1986) – Special Teams Coordinator/Safeties – 1st Year

JOHN SCHLARMAN (Kentucky, 1997) – Offensive Line – 1st Year

CHAD SCOTT (North Carolina, 2005) – Running Backs – 1st Year

SUPPORT STAFF

FRANK BUFFANO (Arizona, 2006) – Director of Football Operations

TOM KALINOWSKI (Kentucky, 1978) – Equipment Manager

ERIK KOREM (Texas A&M, 2003) – High Performance Coach

JIM MADALENO (Michigan State, 1980) – Athletic Trainer

RETURNING OFFENSIVE STARTERS

No.	Name	POS	CLASS	HT	WT	EXP	Hometown/Last School
79	Kevin Mitchell	OT	Sr.	6-6	289	3L	Winston, Ga./Alexander
77	Darrian Miller	OT	Jr.	6-5	284	2L	Lexington, Ky./Bryan Station
75	Zach West	OG	So.	6-4	308	1L	Lexington, Ky./LCA
80	Ronnie Shields	TE	Jr.	6-5	227	2L	Stone Mountain, Ga./Stephenson
13	Jalen Whitlow	QB	So.	6-2	220	1L	Prattville, Ala./Prattville
25	Jonathan George	TB	Sr.	5-10	209	3L	Lincoln, Ala./Lincoln

RETURNING DEFENSIVE STARTERS

No.	Name	POS	CLASS	HT	WT	EXP	Hometown/Last School
50	Tristian Johnson	DT	Sr.	6-1	265	3L	LaGrange, Ga./LaGrange
99	Donte Rumph	DT	Sr.	6-3	320	3L	St. Matthews, S.C./Fork Union Military Academy
2	Bud Dupree	DE	Jr.	6-4	252	2L	Irwinton, Ga./Wilkinson County
40	Avery Williamson	LB	Sr.	6-1	238	3L	Milan, Tenn./Milan
32	Miles Simpson	LB	Jr.	6-2	225	2L	Independence, Ky./Simon Kenton
5	Ashely Lowery	S	Jr.	6-1	211	2L	Cleveland, Ga./White County

STARTERS LOST

Name	Pos	Class	HT	WT
Matt Smith	C	Sr.	6-4	296
Larry Warford	OG	Sr.	6-3	343
La'Rod King	WR	Sr.	6-4	222
Aaron Boyd	WR	Sr.	6-4	214
Gene McCaskill	WR	Sr.	6-0	197
Collins Ukwu	DE	Sr.	6-5	258
Taylor Wyndham	DE	Sr.	6-4	252
Cartier Rice	CB	Sr.	5-10	183
Martavius Neloms	S	Sr.	6-1	186
Mikie Benton	S	Sr.	5-11	195
Craig McIntosh	K	Sr.	6-0	200

RETURNING STATISTICAL LEADERS

RUSHING:	ATT	YARDS	AVG	TDS
Raymond Sanders	125	669	5.4	5
Jonathan George	108	504	4.7	4
Jalen Whitlow	68	206	3.0	3

PASSING:	ATT	COMP	INT	TDS	YARDS	PCT
Jalen Whitlow	87	161	2	3	801	54.0
Maxwell Smith	103	150	4	8	975	68.7
Patrick Towles	19	40	1	1	233	46.6

RECEIVING:	REC	YARDS	AVG	AVG/GAME	TDS
Demarco Robinson	28	297	10.6	24.8	0
Jonathan George	21	223	10.6	18.6	1
Raymond Sanders	18	111	6.2	14.2	0

TACKLES:	TOTAL	SOLO	ASST	INT	SACKS	TFL (YDS)
Avery Williamson	135	70	65	1	3	4.5
Alvin Dupree	91	54	37	0	6.5	12.5
Miles Simpson	90	43	27	0	1	1.5

2012 RESULTS

2-10 Overall • 0-8 SEC

Home: 2-5 Away: 0-5 Neutral: 0-0 vs. Division: 0-6 vs. Top 25: 0-5

Sept. 2	at Louisville (25/-) [TV: 2-6]	L	14-32	55,386
Sept. 8	KENT STATE [TV: 6-8-10]	W	47-14	48,346
Sept. 15	WESTERN KENTUCKY [TV: 4]	L	31-32 (1ot)	53,980
Sept. 22	at Florida (14/14) [TV: 5-6-10]	L	0-38	87,102
Sept. 29	SOUTH CAROLINA (6/6) [TV: 3-6]	L	17-38	49,810
Oct. 6	MISSISSIPPI STATE (20/19) [TV: 5-6-10]	L	14-27	49,498
Oct. 13	at Arkansas [TV: 6-9-10]	L	7-49	67,153
Oct. 20	GEORGIA (13/12) [TV: 6-9-10]	L	24-29	54,553
Oct. 27	at Missouri [TV: 4]	L	10-33	67,853
Nov. 3	VANDERBILT [TV: 4]	L	0-40	44,902
Nov. 17	SAMFORD [TV: 6-8-10]	W	34-3	46,749
Nov. 24	at Tennessee [TV: 5-6-10]	L	17-37	81,841

KENTUCKY Team Information

BASIC OFFENSE: Spread

BASIC DEFENSE: 4-3

LETTERMEN RETURNING: 55

OFFENSE: 24

DEFENSE: 27

SPECIALTY: 4

LETTERMEN LOST: 22

OFFENSE: 14

DEFENSE: 7

SPECIALTY: 1

STARTERS RETURNING: 13

OFFENSE: 6

DEFENSE: 6

SPECIALTY: 1

STARTERS LOST: 11

OFFENSE: 5

DEFENSE: 5

SPECIALTY: 1

NOTE: Specialists include punter and place-kicker only.

All-Star Candidates

AVERY WILLIAMSON

Senior • LB • 6-1 • 238 • Milan, Tenn.



- Second in the SEC last season with 135 total tackles
- Seventh nationally in tackles
- Added 4.5 tackles for loss, three quarterback sacks, four pass breakups, two fumbles caused and one fumble recovery
- Second-team All-SEC by CollegeSportsMadness.com
- Third-team All-SEC by Phil Steele's College Football
- Career-high 20 tackles vs. Vanderbilt

ALVIN "BUD" DUPREE

Junior • DE • 6-4 • 252 • Irwinton, Ga.



- Moves to defensive end this season after playing mostly at linebacker last season
- 91 total tackles last season, 10th in the SEC
- 12.5 tackles for loss and 6.5 quarterback sacks, seventh in the league in both categories
- Second-team Sophomore All-America by CollegeFootballNews.com
- All-SEC third team by Phil Steele's College Football

DONTE RUMPH

Senior • DT • 6-3 • 320 • St. Matthews, S.C.



- Has improved his production each season as a Wildcat
- Made 36 tackles, six tackles for loss and four quarterback sacks last season
- SEC Defensive Lineman of the Week in win over Samford
- Entering his third year as a starter

DARRIAN MILLER

Junior • OT • 6-5 • 284 • Lexington, Ky.



- Plays the crucial left tackle position, protecting the blind side of Kentucky quarterbacks
- Started all 12 games last season
- Helped Kentucky tailbacks average 4.9 yards per carry last season
- Combines above-average strength with good athleticism



KENTUCKY

ALABAMA • ARKANSAS • AUBURN • FLORIDA • GEORGIA • KENTUCKY • LSU • OLE MISS

2013 Roster

No.	Name	POS	HT	WT	CL-EXP	Hometown
53	Matthew Adolph	LS	6-2	220	Jr-Sq	Dublin, Ohio
86	Jordan Aumiller	TE	6-4	232	Sr-3L	Danville, Ky.
	Jeff Badet	WR	6-0	170	Fr-HS	Orlando, Fla.
48	John Ballis	TE	6-2	212	Fr-RS	Houston, Texas
	Alvonte Bell	DE	6-5	255	Fr-HS	Miramar, Fla.
90	Tanner Blain	K	6-2	197	Fr-RS	Lindenhurst, Ill.
7	Daron Blaylock	S	6-1	214	So-1L	Marietta, Ga.
17	Zack Blaylock	S	6-0	192	So-1L	Marietta, Ga.
	Javess Blue	WR	6-0	190	Jr-JC	Babson Park, Fla.
85	Steven Borden	TE	6-3	237	Jr-JC	Waxahachie, Texas
10*	Tyler Brause	LB	6-4	238	Jr-2L	Sycamore, Ohio
34*	Kory Brown	LB	6-0	203	Jr-1L	Moncks Corner, S.C.
81*	Kyle Budde	LS	6-6	220	Jr-Sq	Mason, Ohio
98	Thomas Chapman	DT	6-4	301	Fr-RS	Louisville, Ky.
21*	Josh Clemons	RB	5-10	208	So-1L	Fayetteville, Ga.
97	Mister Cobble	DT	6-0	338	Sr-2L	Louisville, Ky.
92	Christian Coleman	DT	6-3	285	Jr-2L	Milan, Tenn.
23	Daryl Collins	WR	5-11	205	So-1L	Gadsden, Ala.
37*	Mason Colton	FB	5-10	250	So-Tr	Atlanta, Ga.
21*	Rodney Cox	CB	6-0	180	So-Sq	Louisville, Ky.
81*	Rashad Cunningham	WR	6-4	216	So-1L	Mobile, Ala.
62	Tyler Davenport	OT	6-5	296	Jr-Sq	Hodgenville, Ky.
60	Alvin Davis Jr.	DE	6-4	265	Jr-2L	Jesup, Ga.
63	Bill Davis	OG	6-2	320	So-Sq	Lexington, Ky.
	Justin Day	OT	6-8	305	Fr-HS	Aiken, S.C.
28	Eric Dixon	S	5-11	187	Jr-2L	Mobile, Ala.
50	Mike Douglas	DT	6-4	288	Jr-2L	Largo, Fla.
26	Tre' Dunn	LB	6-2	222	Jr-Sq	Harrodsburg, Ky.
2	Alvin Dupree	DE	6-4	252	Jr-2L	Irwinton, Ga.
76	Teven Eatmon-Nared	OG	6-7	330	Jr-1L	Bucyrus, Ohio
18	Glenn Faulkner	S	6-2	193	So-1L	East St. Louis, Ill.
27	Davidson Fong	RB	5-8	184	Fr-RS	Weymouth, Mass.
8	Josh Forrest	LB	6-3	233	So-1L	Paducah, Ky.
9*	Landon Foster	P	6-1	208	So-1L	Franklin, Tenn.
25*	Jonathan George	RB	5-10	209	Sr-3L	Lincoln, Ala.
31	John Giddens	RB	5-9	175	So-Tr	Louisville, Ky.
64	Max Godby	C/OG	6-4	280	Jr-Sq	Louisville, Ky.
52	Patrick Graffree	DT	6-4	286	Fr-RS	Elizabethtown, Ky.
71	John Gruenschlaeger	OG	6-11	350	So-1L	Fort Thomas, Ky.
15	J.D. Harmon	CB	6-2	195	So-1L	Paducah, Ky.
20	Josh Harris	S	6-0	193	Fr-RS	Maysville, Ky.
	Jason Hatcher	DE	6-3	250	Fr-HS	Louisville, Ky.
	Nick Haynes	OL	6-3	305	Fr-HS	Niceville, Fla.
	Braylon Heard	RB	5-11	190	Jr-Tr	Youngstown, Ohio
22	Khalid Henderson	LB	6-1	218	So-1L	Mableton, Ga.
91	Farrington Huguenin	DE	6-4	262	So-1L	Columbia, S.C.
	Jacob Hyde	DL	6-2	330	Fr-HS	Manchester, Ky.
	Jaleel Hytchye	CB	5-10	175	Fr-HS	Cincinnati, Ohio
88*	A.J. Johnson	WR	6-2	186	Jr-JC	Portland, Ore.
47	Jabari Johnson	DE	6-1	268	So-1L	Stone Mountain, Ga.
51*	Tristian Johnson	DT	6-1	265	Sr-3L	LaGrange, Ga.
43	Cody Jones	FB	5-11	215	Sr-1L	Williamsburg, Ky.
	Jojo Kemp	RB	5-10	190	Fr-HS	DeLand, Fla.
82	Anthony Kendrick	TE	6-3	233	Sr-2L	Katy, Texas
13*	Jared Leet	HOL	6-3	187	So-1L	Powell, Ohio
6	A.J. Legree	WR	6-1	189	So-1L	Fort White, Fla.
29*	Cody Lewis	CB	6-0	178	Fr-RS	Alcoa, Tenn.
	Melvin Lewis	DL	6-4	290	Jr-JC	Compton, Calif.
46	Patrick Ligon	TE	6-4	248	Sr-1L	Germantown, Tenn.

No.	Name	POS	HT	WT	CL-EXP	Hometown
58	Shaquille Love	OT	6-4	313	So-Sq	Harriman, Tenn.
5	Ashely Lowery	S	6-1	211	Jr-2L	Cleveland, Ga.
88*	Joe Mansour	K/P	6-2	189	Sr-3L	LaGrange, Ga.
59	Kelly Mason	LS	6-3	224	So-1L	Rockton, Ill.
34*	Jerry McCray	RB	6-0	195	Fr-RS	Detroit, Mich.
54	Malcolm McDuffen	LB	6-3	220	Jr-2L	Hopkinsville, Ky.
	Austin MacGinnis	K	5-10	175	Fr-HS	Prattville, Ala.
	Blake McClain	DB	5-11	190	Fr-HS	Winter Park, Fla.
25*	Cantrell McKinley	CB	6-0	203	Jr-JC	Texarkana, Tex.
	Marcus McWilson	S	6-0	210	Fr-HS	Youngstown, Ohio
	Kyle Meadows	OL	6-5	270	Fr-HS	West Chester, Ohio
	Regie Meant	DL	6-4	275	Fr-HS	Cape Coral, Fla.
	Ramsey Meyers	OL	6-4	290	Fr-HS	Orange Park, Fla.
77	Darrian Miller	OT	6-5	284	Jr-2L	Lexington, Ky.
79	Kevin Mitchell	OG	6-6	289	Sr-3L	Winston, Ga.
33	Dyshawn Mobley	RB	5-11	209	So-1L	Powell, Tenn.
	Alexander Montgomery	WR	6-2	210	Fr-HS	Weston, Fla.
57	Zach Myers	C	6-3	277	Fr-RS	Miamisburg, Ohio
95	Langston Newton	DE	6-4	260	Fr-RS	Carmel, Ind.
41	TraVaughn Paschal	DE	6-4	242	Jr-1L	Odenton, Md.
12	Reese Phillips	QB	6-2	219	Fr-HS	Signal Mountain, Tenn.
16	Cody Quinn	CB	5-10	170	So-1L	Middletown, Ohio
9*	Demarco Robinson	WR	5-10	158	Jr-2L	Ellenwood, Ga.
89	Tyler Robinson	TE	6-3	246	Sr-3L	Friendsville, Tenn.
99	Donte Rumph	DT	6-3	320	Sr-3L	St. Matthews, S.C.
45*	Muhammad Saifullah	WR	5-7	170	Sr-Tr	Lexington, Ky.
4	Raymond Sanders III	RB	5-8	187	Sr-3L	Stone Mountain, Ga.
29*	Austin Sheehan	WR	5-9	157	Fr-RS	Ft. Thomas, Ky.
80	Ronnie Shields	TE	6-5	227	Jr-2L	Stone Mountain, Ga.
38	Eric Simmons	CB	6-0	203	Jr-1L	Atlanta, Ga.
32	Miles Simpson	LB	6-2	225	Jr-2L	Independence, Ky.
42	Erico Smith	S	5-11	197	So-Tr	Fisherville, Ky.
11	Maxwell Smith	QB	6-4	218	So-1L	Granada Hills, Calif.
94	Za'Darius Smith	DE	6-6	254	Jr-JC	Greenville, Ala.
44	Max Strong	K	5-2	187	Fr-RS	Louisville, Ky.
70	Jordan Swindle	OT	6-7	290	So-1L	St. Johns, Fla.
35	William Tanner	WR	6-0	184	Jr-Sq	Nashville, Tenn.
	Khalid Thomas	RB	5-10	170	Fr-HS	Tallahassee, Fla.
45*	Pancho Thomas	LB	6-0	237	So-1L	Tallahassee, Fla.
3	Fred Tiller	CB	6-0	171	So-1L	Homerville, Ga.
	Ryan Timmons	ATH	5-10	185	Fr-HS	Frankfort, Ky.
72	Jon Toth	C	6-5	283	Fr-RS	Indianapolis, Ind.
14	Patrick Towles	QB	6-5	225	So-1L	Ft. Thomas, Ky.
37*	Dakotah Tyler	S	5-11	207	Sr-2L	Indianapolis, Ind.
39	Darrell "D.J." Warren	FB	6-0	226	Jr-2L	Alcoa, Tenn.
55	Jordan Watson	OG	6-4	303	Fr-RS	Fayetteville, Ga.
75	Zach West	OG	6-4	308	So-1L	Lexington, Ky.
13*	Jalen Whitlow	QB	6-2	220	So-1L	Prattville, Ala.
36	Jerry Williams	CB	6-0	168	So-Sq	Lexington, Ky.
24	R.J. Williams	CB	6-0	190	Jr-JC	Clifton Park, N.Y.
78	Zane Williams	DT	6-4	275	Fr-RS	Lexington, Ky.
40	Avery Williamson	LB	6-1	238	Sr-3L	Milan, Tenn.
	Nate Willis	CB	6-0	180	Jr-JC	Pahoee, Fla.
10*	Jeff Withuhn	QB/FB	6-3	238	Fr-RS	Bowling Green, Ky.

NOTES: * denotes duplicate numbers ... Class is eligibility for 2013 season ... #L = number of letters earned ... Tr = transfer from a four-year school ... JC = junior college ... Sq = squad member who has not earned a varsity letter ... RS = redshirt ... HS = high school

Year-By-Year Records

Year	Coach	SEC	SEC Finish	Overall	Bowls
1881	Unknown			1-2	
1891	Unknown			1-1	
1892	Prof. A. M. Miller			2-4-1	
1893	John A. Thompson			5-2-1	
1894	W. P. Finney			5-2	
1895	Charles Mason			4-5	
1896	Dudley Short			3-6	
1897	Lyman B. Eaton			2-4	
1898	W. R. Bass			7-0	
1899	W. R. Bass			5-2-2	
1900	W. H. Kiler			4-6	
1901	W. H. Kiler			2-6-1	
1902	E. W. McLeod			3-5-1	
1903	C. A. Wright			7-1	
1904	F. E. Schact			9-1	
1905	F. E. Schact			6-3-1	
1906	J. White Guyn			4-3	
1907	J. White Guyn			9-1-1	
1908	J. White Guyn			4-3	
1909	E. R. Sweetland			9-1	
1910	E. R. Sweetland			7-2	
1911	P. P. Douglass			7-3	
1912	E. R. Sweetland			7-2	
1913	Alpha Brumage			6-2	
1914	Alpha Brumage			5-3	
1915	J. J. Tigert			6-1-1	
1916	J. J. Tigert			4-1-2	
1917	S. A. Boles			3-5-1	
1918	Andy Gill			2-1	
1919	Andy Gill			3-4-1	
1920	W. J. Juneau			3-4-1	
1921	W. J. Juneau			4-3-1	
1922	W. J. Juneau			6-3	
1923	J. J. Winn			4-3-2	
1924	Fred J. Murphy			4-5	
1925	Fred J. Murphy			6-3	
1926	Fred J. Murphy			2-6-1	
1927	Harry Gamage			3-6-1	
1928	Harry Gamage			4-3-1	
1929	Harry Gamage			6-1-1	
1930	Harry Gamage			5-3	
1931	Harry Gamage			5-2-2	
1932	Harry Gamage			4-5	
1933	Harry Gamage	2-3	9†	5-5	–
1934	C.A. Wynne	1-3	9	5-5	–
1935	C.A. Wynne	3-3	6†	5-4	–
1936	C.A. Wynne	1-3	10	6-4	–
1937	C.A. Wynne	0-5	11†	4-6	–
1938	A.D. Kirwan	0-4	12†	2-7	–
1939	A.D. Kirwan	2-2-1	5†	6-2-1	–
1940	A.D. Kirwan	1-2-2	9	5-3-2	–
1941	A.D. Kirwan	0-4	12	5-4	–
1942	A.D. Kirwan	0-5	11†	3-6-1	–
1943	NO TEAM	–	–	–	–
1944	A.D. Kirwan	1-5	9	3-6	–
1945	Bernie Shivley	0-5	12	2-8	–
1946	Paul "Bear" Bryant	2-3	8	7-3	–
1947	Paul "Bear" Bryant	2-3	9†	8-3	Great Lakes
1948	Paul "Bear" Bryant	1-3-1	9	5-3-2	–
1949	Paul "Bear" Bryant	4-1	2	9-3	Orange
1950	Paul "Bear" Bryant	5-1	1	11-1	Sugar
1951	Paul "Bear" Bryant	3-3	5	8-4	Cotton
1952	Paul "Bear" Bryant	1-3-2	9	5-4-2	–
1953	Paul "Bear" Bryant	4-1-1	2†	7-2-1	–
1954	Blanton Collier	5-2	3†	7-3	–
1955	Blanton Collier	3-3-1	6†	6-3-1	–
1956	Blanton Collier	4-4	6†	6-4	–
1957	Blanton Collier	1-7	12	3-7	–
1958	Blanton Collier	3-4-1	6†	5-4-1	–
1959	Blanton Collier	1-6	10	4-6	–
1960	Blanton Collier	2-4-1	9	5-4-1	–
1961	Blanton Collier	2-4	8	5-5	–

Year	Coach	SEC	SEC Finish	Overall	Bowls
1962	Charlie Bradshaw	2-3-1	7†	3-5-2	–
1963	Charlie Bradshaw	0-5-1	11	3-6-1	–
1964	Charlie Bradshaw	4-2	2†	5-5	–
1965	Charlie Bradshaw	3-3	6†	6-4	–
1966	Charlie Bradshaw	2-4	7	3-6-1	–
1967	Charlie Bradshaw	1-6	8	2-8	–
1968	Charlie Bradshaw	0-7	10	3-7	–
1969	John Ray	1-6	9	2-8	–
1970	John Ray	0-7	10	2-9	–
1971	John Ray	1-6	8†	3-8	–
1972	John Ray	2-5	7†	3-8	–
1973	Fran Curci	3-4	5†	5-6	–
1974	Fran Curci	3-3	4†	6-5	–
1975	Fran Curci	0-6	9†	2-8-1	–
1976	Fran Curci	5-1	1†	9-3	Peach
1977	Fran Curci	6-0	*	10-1	–
1978	Fran Curci	2-4	7†	4-6-1	–
1979	Fran Curci	3-3	5†	5-6	–
1980	Fran Curci	1-5	8	3-8	–
1981	Fran Curci	2-4	6†	3-8	–
1982	Jerry Claiborne	0-6	9†	0-10-1	–
1983	Jerry Claiborne	2-4	7	6-5-1	Hall of Fame
1984	Jerry Claiborne	3-3	5†	9-3	Hall of Fame
1985	Jerry Claiborne	1-5	8	5-6	–
1986	Jerry Claiborne	2-4	7†	5-5-1	–
1987	Jerry Claiborne	1-5	7†	5-6	–
1988	Jerry Claiborne	2-5	8†	5-6	–
1989	Jerry Claiborne	2-5	7†	6-5	–
1990	Bill Curry	3-4	5	4-7	–
1991	Bill Curry	0-7	10	3-8	–
1992	Bill Curry	2-6	T5-E	4-7	–
1993	Bill Curry	4-4	3-E	6-6	Peach
1994	Bill Curry	0-8	6-E	1-10	–
1995	Bill Curry	2-6	5-E	4-7	–
1996	Bill Curry	3-5	T4-E	4-7	–
1997	Hal Mumme	2-6	5-E	5-6	–
1998	Hal Mumme	4-4	4-E	7-5	Outback
1999	Hal Mumme	4-4	4-E	6-6	Music City
2000	Hal Mumme	0-8	6-E	2-9	–
2001	Guy Morriss	1-7	5-E	2-9	–
2002	Guy Morriss	3-5	*	7-5	–
2003	Rich Brooks	1-7	6-E	4-8	–
2004	Rich Brooks	1-7	T5-E	2-9	–
2005	Rich Brooks	2-6	6-E	3-8	–
2006	Rich Brooks	4-4	T3-E	8-5	Music City
2007	Rich Brooks	3-5	T4-E	8-5	Music City
2008	Rich Brooks	2-6	6-E	7-6	Liberty
2009	Rich Brooks	3-5	T4-E	7-6	Music City
2010	Joker Phillips	2-6	5-E	6-7	BBVA Compass
2011	Joker Phillips	2-6	T4-E	5-7	–
2012	Joker Phillips	0-8	7-E	2-10	–

*did not count in standings due to NCAA probation period.

BOWL RESULTS (8-7-0)

Bowl	Opponent	Result	Date
Great Lakes	Villanova	W 24-14	12-6-47
Orange	Santa Clara	L 13-21	1-2-50
Sugar	Oklahoma	W 13-7	1-1-51
Cotton	Texas Christian	W 20-7	1-1-52
Peach	North Carolina	W 21-0	12-31-76
Hall of Fame	West Virginia	L 16-20	12-22-83
Hall of Fame	Wisconsin	W 20-19	12-29-84
Peach	Clemson	L 13-14	12-31-93
Outback	Penn State	L 14-26	1-1-99
Music City	Syracuse	L 13-20	12-29-99
Music City	Clemson	W 28-20	12-29-2006
Music City	Florida State	W 35-28	12-31-2007
AutoZone Liberty	East Carolina	W 25-19	1-2-2009
Music City	Clemson	L 21-13	12-27-2009
BBVA Compass	Birmingham	L 10-27	1-8-2011

2013 SCHEDULE

Aug. 31	at TCU	LSU leads 5-2-1
Sept. 7	UAB	UAB leads 1-0
Sept. 14	KENT STATE	First Meeting
Sept. 21	AUBURN*	LSU leads 26-20-1
Sept. 28	at Georgia*	LSU leads 16-12-1
Oct. 5	at Mississippi State*	LSU leads 70-33-3
Oct. 12	FLORIDA*	UF leads 31-25-3
Oct. 19	at Ole Miss*	LSU leads 58-39-4
Oct. 26	FURMAN	First Meeting
Nov. 9	at Alabama*	UA leads 47-25-3
Nov. 23	TEXAS A&M*	LSU leads 28-20-3
Nov. 30	ARKANSAS*	LSU leads 36-20-2

Louisiana State University Tiger Quick Facts

LOCATION: Baton Rouge, Louisiana

FOUNDED: 1860

ENROLLMENT: 28,771

NICKNAME: Tigers

COLORS: Purple (PMS 268) and Gold (PMS 124)

STADIUM: Tiger Stadium (92,400)

PLAYING SURFACE: Natural Grass

FIRST GAME: Nov. 25, 1924 – Tulane 13, LSU 0

HOME RECORD: 392-144-18 (.724)

HOME ATTENDANCE: 741,005 (92,626 avg./100.09% Capacity)

ALL-TIME RECORD: 743-394-47 (.647/1,183 games)

2012 RECORD: 10-3 (7-1 H, 3-1 A, 0-1 N, 5-1 vs. Western Division)

2012 SEC RECORD/FINISH: 6-2/ T2nd SEC West

SEC CHAMPIONSHIPS: 11 (1935, 36, 58, 61t, 70, 86, 88t, 2001, 03, 07, 11)

BOWL: Chick-fil-A Bowl, Atlanta, Ga. (LSU 24, Clemson 25)

BOWL APPEARANCES: 44

BOWL RECORD: 22-21-1 (.511)

LAST BOWL APPEARANCE: Chick-fil-A Bowl, Atlanta, Ga. (lost to Clemson, 24-25, Dec. 31, 2012)



F. KING ALEXANDER
Chancellor
(St. Lawrence, '87)



DR. BILL DEMASTES
Faculty Representative
(California, '77)




JOE ALLEVA
Vice Chancellor/
Athletics Director
(Lehigh, '74)



LES MILES
Head Football Coach
(Michigan, '76)

LES
MILLES



YEAR-BY-YEAR

Year	School	Conf.	Pct.	All	Pct.	Bowl
2001	Oklahoma St.	2-6	.250	4-7	.364	
2002	Oklahoma St.	5-3	.625	8-5	.615	Houston
2003	Oklahoma St.	5-3	.625	9-4	.692	Cotton
2004	Oklahoma St.	4-4	.500	7-5	.583	Alamo
2005	LSU	7-1	.875	11-2	.846	Peach
2006	LSU	6-2	.750	11-2	.846	Sugar
2007	LSU	6-2	.750	12-2	.857	BCS NCG
2008	LSU	3-5	.375	8-5	.615	Chick-fil-A
2009	LSU	5-3	.625	9-4	.692	Capital One
2010	LSU	6-2	.750	11-2	.846	Cotton
2011	LSU	8-0	1.000	13-1	.929	BCS NCG
2012	LSU	6-2	.750	10-3	.769	Chick-fil-A
TOTALS		55-33	.625	113-42	.729	12 Years
LSU Record		39-17	.696	85-21	.802	8 Years
Oklahoma State Record		16-16	.500	28-21	.571	4 Years
BOWL RECORD:		7-4	.636			

HOMETOWN: Elyria, Ohio

ALMA MATER (YEAR): Michigan (1976)

PLAYING CAREER: Two-year letterman at Michigan (1974-75).

COACHING EXPERIENCE: Michigan 1980-81; Colorado 1982-86; Michigan 1987-94; Oklahoma State Offensive Coordinator 1995-97; Dallas Cowboys 1998-2000; Oklahoma State Head Coach 2001-04; LSU Head Coach 2005-present.

COACHING ACCOMPLISHMENTS: 2002 Big 12 Conference Coach of the Year; Has coached in 13 bowls as an assistant coach and 11 as a head coach; 2007 BCS National Championship as head coach; 2011 SEC Champions; 2011 Liberty Mutual and Home Depot National Coach of the Year.

BORN: November 10, 1953

WIFE: Kathy

CHILDREN: Smacker, Manny, Ben and Macy

ASSISTANT COACHES

CAM CAMERON (Indiana, '83) – Offensive Coordinator/Quarterbacks – 1st Year

JOHN CHAVIS (Tennessee, 1979) – Defensive Coordinator/Linebackers – 5th Year

STEVE ENSMINGER (LSU, 1982) – Tight Ends – 2nd Year

BRICK HALEY (Alabama A&M, 1989) Defensive Line – 5th Year

ADAM HENRY (McNeese State, '98) – Wide Receivers – 2nd Year

THOMAS MCGAUGHEY (Houston) – Special Teams Coordinator/Def. Assistant – 3rd Year

COREY RAYMOND (LSU, '92) – Defensive Backs – 2nd Year

GREG STUDRAWA (Bowling Green, 1987) – Offensive Line – 7th Year

FRANK WILSON (Nicholls State, 1997) – Running Backs/Recruiting Coordinator – 4th Year

SUPPORT STAFF

JACK MARUCCI (West Virginia, 1986) – Head Trainer

TOMMY MOFFITT (Tennessee Tech, 1986) – Strength Coach

SAM NADER (Auburn, 1967) – Administrative Assistant

RETURNING OFFENSIVE STARTERS

No.	Name	Pos	Class	HT	WT	EXP	Hometown/Last School
3	Odell Beckham	WR	Jr.	6-0	187	2L	New Orleans, La./Newman HS
8	Zach Mettenberger	QB	Sr.	6-5	230	2L	Watkinsville, Ga./Oconee County HS/Butler CC
33	Jeremy Hill	RB	So.	6-2	235	1L	Baton Rouge, La./Redemptorist HS
44	J.C. Copeland	FB	Sr.	6-1	272	2L	LaGrange, Ga./Troup County HS
56	Trai Turner	OG	So.	6-3	306	1L	New Orleans, La./St. Augustine HS
70	La'el Collins	OG	Jr.	6-5	321	2L	Baton Rouge, La./Redemptorist HS
78	Vadal Alexander	OT	So.	6-6	350	1L	Buford, Ga./Buford HS
80	Jarvis Landry	WR	Jr.	6-0	195	2L	Convent, La./Lutcher HS

RETURNING DEFENSIVE STARTERS

No.	Name	Pos	Class	Ht	Wt	Exp	Hometown/Last School
6	Craig Loston	S	Sr.	6-2	205	3L	Houston, Texas/Eisenhower HS
28	Jalen Mills	CB	So.	6-0	185	1L	DeSoto, Texas/DeSoto HS
57	Lamin Barrow	LB	Sr.	6-2	229	3L	Marrero, La./John Ehret HS
58	Tahj Jones	LB	Sr.	6-2	210	2L	Sulphur, La./Sulphur HS

STARTERS LOST

Name	Pos	Class	Ht	Wt
Josh Dworaczyk	OT	Sr.	6-6	300
P.J. Lonergan	C	Sr.	6-4	305
Chase Clement	TE	Sr.	6-5	265
Barkevious Mingo	DE	Jr.	6-5	240
Josh Downs	DT	Sr.	6-1	287
Bennie Logan	DT	Jr.	6-3	295
Sam Montgomery	DE	Jr.	6-5	260
Kevin Minter	LB	Jr.	6-2	245
Eric Reid	S	Jr.	6-2	212
Tharold Simon	CB	Jr.	6-3	187
Drew Alleman	PK	Sr.	5-11	183
Brad Wing	P	So.	6-3	185

RETURNING STATISTICAL LEADERS

RUSHING	G	ATT	YDS	AVG	TD	PG
Jeremy Hill	11	142	755	5.3	12	68.6
Kenny Hilliard	12	82	464	5.7	6	38.7

PASSING:	G	PE	A-C-INT	PCT	YARDS	TDS	YPG
Zach Mettenberger	13	128.34	352-207-7	58.8	2,609	12	200.7

RECEIVING:	G	REC	YARDS	AVG	TDS
Jarvis Landry	13	56	573	10.2	5
Odell Beckham	13	43	713	16.6	2
Kadron Boone	13	26	348	13.4	4
James Wright	13	18	242	13.4	0

TACKLES	TOTAL	TFL	SACKS	INT	PBU	FC-FR
Lamin Barrow	104 (52-52)	7.5-10	0	0	5	0-1
Jalen Mills	57 (38-19)	0	0	2-18	5	0-0
Craig Loston	55 (29-26)	3.0-8	0	3-103	1	1-0

2012 RESULTS

10-3 Overall • 6-2 SEC
 Home: 7-1 Away: 3-1 Neutral: 0-1 vs. Division: 5-1 vs. Top 25: 3-3

Sept. 1	[3/1]	NORTH TEXAS [TV: 4]	W	41-14	92,059
Sept. 8	[3/3]	WASHINGTON (rv/rv) [TV: 2-6]	W	41-3	92,804
Sept. 15	[3/2]	IDAHO [TV: 6-10-11]	W	63-14	92,177
Sept. 22	[2/2]	at Auburn [TV: 2-6]	W	12-10	86,271
Sept. 29	[3/3]	TOWSON [TV: 4]	W	38-22	92,154
Oct. 6	[4/3]	at Florida [TV: 1] [10/11]	L	6-14	90,824
Oct. 13	[9/8]	SOUTH CAROLINA (3/3) [TV: 2-6]	W	23-21	92,734
Oct. 20	[6/6]	at Texas A&M (20/19) [TV: 2-6]	W	24-19	87,429
Nov. 3	[5/5]	ALABAMA (1/1) [TV: 1]	L	17-21	93,374
Nov. 10	[9/9]	MISSISSIPPI STATE (22/23) [TV: 2-6]	W	37-17	92,831
Nov. 17	[8/8]	OLE MISS [TV: 1]	W	41-35	92,872
Nov. 23	[8/7]	at Arkansas [TV: 1]	W	20-13	71,117
Dec. 31	[9/7]	vs. Clemson (14/13) [TV: 2] Chick-fil-A Bowl • Atlanta, Ga.	L	24-25	68,027

LSU Team Information

BASIC OFFENSE: Multiple
 BASIC DEFENSE: 4-3

LETTERMEN RETURNING: 37

OFFENSE: 18
 DEFENSE: 16
 SPECIALTY: 3

LETTERMEN LOST: 25

OFFENSE: 9
 DEFENSE: 14
 SPECIALTY: 2

STARTERS RETURNING: 14

OFFENSE: 8
 DEFENSE: 4
 SPECIALTY: 2

STARTERS LOST: 13

OFFENSE: 3
 DEFENSE: 8
 SPECIALTY: 2

NOTE: Specialists include punter and place-kicker only.

All-Star Candidates

LAMIN BARROW

Senior • LB • 6-2 • 232 • Marrero, La.



- One of the SEC's top linebackers who has recorded 139 career tackles and nine career tackles for loss
- As a junior, started all 13 games at Will linebacker for the Tigers and ranked second on the team in tackles with 104
- Tallied four double-digit tackle games, five quarterback hurries and 7.5 tackles for loss in 2012

ANTHONY JOHNSON

Junior • DT • 6-3 • 304 • New Orleans, La.



- LSU's veteran on the defensive line who has tallied 42 tackles, 13 tackles for loss and four sacks during his career
- A preseason All-American by several publications who has played in 27 games
- As a sophomore, registered 30 tackles, three sacks, two quarterback hurries and ranked third on the team in tackles for loss with 10

CRAIG LOSTON

Senior • S • 6-2 • 205 • Houston, Texas



- Registered 91 career tackles to go with 4.0 tackles for loss and six takeaways (4 interceptions, 1 forced fumble, 1 fumble recovery)
- A 2012 Second-Team All-SEC selection after ranking fifth on the team in tackles with 55 and second on the squad in interceptions with three
- Tied the LSU record with a 100-yard interception return for a touchdown, one of only three players in school history to do it

ZACH METTENBERGER

Senior • QB • 6-5 • 230 • Watkinsville, Ga.



- One of only three quarterbacks in LSU history to lead the Tigers to double-digit wins in first season as a starter ... Owns a 10-3 career record
- His 50:1 ratio of passes to interceptions rates as the best for a single-season in school history for quarterbacks with at least 300 attempts
- Threw for 2,609 yards and 12 touchdowns on 207-of-352 passing as a junior and recorded the fifth-highest passing yard total in LSU single-season history
- Became the first LSU quarterback with three-straight games with 250 or more passing yards against SEC opponents since Tommy Hodson did it in 1989

2013 Roster

No.	Name	POS	HT	WT	CL-EXP	Hometown
25	Kwon Alexander	LB	6-2	215	So.-1L	Oxford, Ala.
78	Vadal Alexander	OT	6-6	350	So.-1L	Buford, Ga.
98	Jordan Allen	DE	6-6	253	Jr.-SQ	West Monroe, La.
71	Jonah Austin	OT	6-6	329	So.-SQ	New Orleans, La.
47	Maquedius Bain	DT	6-5	286	Fr.-HS	Ft. Lauderdale, Fla.
57	Lamin Barrow	LB	6-2	232	Sr.-3L	Marrero, La.
3	Odell Beckham Jr.	WR	6-0	187	Jr.-2L	New Orleans, La.
52	Kendell Beckwith	LB	6-3	225	Fr.-HS	Jackson, La.
4	Alfred Blue	RB	6-2	220	Sr.-3L	Boutte, La.
1	Rob Bolden	QB	6-4	208	Jr.-RS.	Orchard Lake, Mich.
86	Kadron Boone	WR	6-0	207	Sr.-3L	Ocala, Fla.
53	Logan Boudreaux	SNP	5-11	215	So.-SQ	St. Amant, La.
76	Josh Boutte	OL	6-4	324	Fr.-HS	New Iberia, La.
46	Tashawn Bower	DL	6-5	241	Fr.-HS	Somerville, N.J.
24	Jeryl Brazil	DB	5-9	181	Fr.-HS	Loranger, La.
61	Alex Cheramie	OL	6-0	266	Fr.-HS	Cypress, Texas
13	Jake Clise	QB	6-2	193	Fr.-HS	Baltimore, Md.
32	Jalen Collins	CB	6-2	195	So.-1L	Olive Branch, Miss.
70	La'El Collins	OG	6-5	321	Jr.-1L	Baton Rouge, La.
44	J.C. Copeland	FB	6-1	272	Sr.-2L	LaGrange, Ga.
36	Jason Cormier	FB	6-0	198	Jr.-Trf.	Austin, Texas
34	Michael Davis	FB	5-11	204	Fr.-RS	Prairieville, La.
30	Colby Delahoussaye	PK	5-10	174	Fr.-RS	New Iberia, La.
88	John Diarse	WR	5-11	200	Fr.-HS	Monroe, La.
11	Micah Dickens	CB	5-10	181	Fr.-HS	Dry Prong, La.
41	Travis Dickson	TE	6-3	230	Jr.-1L	Ocean Springs, Miss.
72	Andy Dodd	OL	6-3	330	Fr.-HS	Lindale, Ga.
30	Trent Domingue	PK/P	6-0	177	Fr.-RS	Mandeville, La.
83	Travin Dural	WR	6-2	180	Fr.-RS	Breaux Bridge, La.
66	Derek Edinburgh Jr.	OT	6-8	316	Fr.-RS	New Orleans, La.
34	Micah Eugene	S	5-11	190	So.-1L	Lafayette, La.
69	Fehoko Fanaika	OG	6-6	340	Jr.-JC	Sacramento, Calif.
22	Ronnie Feist	LB	6-2	230	So.-1L	Edgard, La.
9	Ego Ferguson	DT	6-3	308	Jr.-2L	Mills, Fla.
50	Reid Ferguson	SNP	6-2	235	So.-1L	Buford, Ga.
5	Jarrett Fobbs	WR	5-11	188	Jr.-SQ	Shreveport, La.
49	William Franklin	TE	6-4	260	Jr.-Trf.	New Bern, N.C.
48	Seth Fruge	LB/HOLD	5-11	189	Sr.-3L	Welsh, La.
27	Kenny Hilliard	RB	6-0	231	Jr.-2L	Patterson, La.
99	Greg Gilmore	DT	6-4	275	Fr.-HS	Hope Mills, N.C.
85	Dillon Gordon	TE	6-5	280	So.-1L	River Ridge, La.
51	Trey Granier	LB	6-1	227	Fr.-RS	Thibodaux, La.
30	James Hairston	PK	6-1	220	Jr.-2L	Dallas, Texas
55	Jarrett Hardnett	LB	6-1	233	Sr.-SQ	Baton Rouge, La.
48	Jordan Harper	TE/DE	6-3	212	Fr.-RS	New Orleans, La.
65	Jerald Hawkins	OT	6-6	300	Fr.-RS	Baldwin, La.
97	Frank Herron	DE	6-5	245	Fr.-HS	Memphis, Tenn.
33	Jeremy Hill	RB	6-2	235	So.-1L	Baton Rouge, La.
27	Matthew Gibson	DB	6-0	184	Fr.-RS	Baton Rouge, La.
36	Kavahra Holmes	CB	6-2	180	Fr.-RS	Breaux Bridge, La.
94	Danielle Hunter	DL	6-5	235	So.-1L	Katy, Texas
29	Rickey Jefferson	DB	5-10	187	Fr.-HS	St. Rose, La.
10	Anthony Jennings	QB	6-3	205	Fr.-HS	Marietta, Ga.
90	Anthony Johnson	DT	6-3	304	Jr.-2L	New Orleans, La.
96	Mickey Johnson	DT	6-0	306	So.-SQ	Covington, La.
45	Deion Jones	LB	6-2	202	So.-1L	New Orleans, La.
49	Melvin Jones	LB	6-3	245	Fr.-HS	Lake Charles, La.
58	Tahj Jones	LB	6-2	205	Sr.-2L	Sulphur, La.
89	A'Trey-U Jones	DT	6-0	282	Sr.-RS	Tickfaw, La.
28	Jonathan Juneau	RB	5-11	198	Fr.-RS	Lafayette, La.

No.	Name	POS	HT	WT	CL-EXP	Hometown
38	Jamie Keehn	P	6-4	222	So.-1L	Queensland, Australia
30	Alex Kjellsten	PK	5-8	165	Fr.-HS	Lake Charles, La.
16	Brad Kragthorpe	QB	6-0	186	So.-SQ.	Tulsa, Okla.
13	Chris LaBorde	WR	6-1	185	So.-SQ	Lafayette, La.
91	Christian LaCouture	DT	6-5	290	Fr.-HS	Lincoln, Neb.
80	Jarvis Landry	WR	6-1	195	Jr.-2L	Convent, La.
19	Jeffrey Lang	WR	5-11	188	Jr.-SQ	Benton, La.
52	Gabe Langlois	OG	6-2	310	So.-SQ	Prairieville, La.
41	Tommy LeBeau	S	6-1	190	So.-SQ	Monroe, La.
51	Connor LeBlanc	SN	6-1	200	Fr.-RS	Morgan City, La.
53	Grant Leger	LB	6-1	215	So.-SQ	Metairie, La.
15	Quantavius Leslie	WR	6-4	190	Jr.-JC	Hogansville, Ga.
6	Craig Loston	S	6-2	205	Sr.-3L	Aldine, Texas
23	Lamar Louis	LB	6-0	220	So.-1L	Breaux Bridge, La.
54	Justin Maclin	DE	6-4	237	Jr.-SQ	Memphis, Tenn.
14	Terrence Magee	WR	5-9	212	Jr.-1L	Franklinton, La.
63	K.J. Malone	OL	6-3	307	Fr.-HS	Ruston, La.
26	Ronald Martin	S	6-1	202	Jr.-2L	White Castle, La.
8	Zach Mettenberger	QB	6-5	230	Sr.-2L	Watkinsville, Ga.
35	Devante Meullion	FB	5-10	240	So.-SQ	Seattle, Wash.
28	Jalen Mills	CB	6-0	185	So.-1L	DeSoto, Texas
46	Charles Mitchell	TE	6-1	200	Jr.-RS	Houston, Texas
47	John David Moore	TE	6-3	218	Fr.-HS	Ruston, La.
92	Lewis Neal	DE	6-1	234	Fr.-HS	Wilson, N.C.
43	Connor Neighbors	FB	5-11	236	Sr.-1L	Huntsville, Ala.
17	Myles O'Brien	LB	6-2	210	Jr.-SQ.	Metairie, La.
93	Michael (M.J.) Patterson	DE	6-2	218	Fr.-HS	Winnfield, La.
56	Logan Patty	LB	6-0	216	Fr.-RS	Baton Rouge, La.
2	Avery Peterson	WR	6-1	180	Fr.-HS	Pompano Beach, Fla.
42	Michael Petty	LB	5-10	185	So.-SQ	Alexandria, La.
35	Lorenzo Phillips	LB	6-2	215	Fr.-RS	Patterson, La.
50	Christian Pittman	LB	6-0	205	So.-HS	New Orleans, La.
77	Ethan Pocic	OL	6-7	287	Fr.-HS	Lemont, Ill.
55	Elliott Porter	C	6-4	300	Jr.-1L	Westwego, La.
59	Jermauria Rasco	DE	6-3	255	Jr.-2L	Shreveport, La.
19	Derrick Raymond	CB	6-1	175	Fr.-RS	Metairie, La.
11	Hayden Rettig	QB	6-3	201	Fr.-HS	Los Angeles, Calif.
40	Duke Riley	LB	6-1	205	Fr.-HS	Buras, La.
17	Stephen Rivers	QB	6-8	225	So.-SQ	Athens, Ala.
21	Rashard Robinson	DB	6-1	163	Fr.-HS	Pompano Beach, Fla.
39	Jerqwinick Sandolph	DB	6-2	190	So.-1L	Boutte, La.
31	Bennett Schiro	FB	5-11	214	Fr.-HS	New Orleans, La.
89	DeSean Smith	TE	6-4	226	Fr.-HS	Lake Charles, La.
87	Kevin Spears	WR	6-3	190	Fr.-HS	New Orleans, La.
84	Logan Stokes	TE	6-5	253	Jr.-JC	Muscle Shoals, Ala.
10	Austin Suits	S	6-1	202	Fr.-HS	Baton Rouge, La.
44	Tre' Sullivan	DB	5-9	182	Jr.-SQ	Donaldsonville, La.
13	Dwayne Thomas	CB	6-0	175	So.-SQ	New Orleans, La.
95	Quentin Thomas	DT	6-3	294	So.-SQ	Breaux Bridge, La.
12	Corey Thompson	S	6-2	210	So.-1L	Missouri City, Texas
57	Cody Townsend	OL	6-1	283	Fr.-RS	Marrero, La.
56	Trai Turner	OL	6-3	306	So.-1L	New Orleans, La.
75	Evan Washington	OG	6-6	324	Jr.-SQ	DeSoto, Texas
31	D.J. Welter	LB	6-0	226	Jr.-SQ	Crowley, La.
16	Tre'Davious White	DB	5-10	170	Fr.-HS	Shreveport, La.
67	Adam White	OL	6-0	260	So.-SQS	Baton Rouge, La.
14	Lionel Williams	S	6-2	205	Fr.-HS	Chesterfield, Va.
81	Armand Williams	WR	6-3	200	Jr.-SQ	Slidell, La.
74	Josh Williford	OG	6-7	334	Sr.-3L	Dothan, Ala.
82	James Wright	WR	6-2	203	Sr.-3L	Belle Chase, La.

Year-By-Year Records

Year	Coach	SEC	SEC Finish	Overall	Bowls
1893	C.E. Coates			0-1	
1894	A.P. Simmons			2-1	
1895	A.P. Simmons			3-0	
1896	A.W. Jeardeau			6-0	
1897	A.W. Jeardeau			1-1	
1898	E.A. Chavanne			1-0	
1899	J.P. Gregg			1-4	
1900	E.A. Chavanne			2-2	
1901	W.S. Borland			5-1	
1902	W.S. Borland			6-1	
1903	W.S. Borland			4-5	
1904	D.A. Killian			3-4	
1905	D.A. Killian			3-0	
1906	D.A. Killian			2-2-2	
1907	Edgar R. Wingard			7-3	
1908	Edgar R. Wingard			10-0	
1909	J.G. Pritchard/J.W. Mayhew			6-2	
1910	J.W. Mayhew			1-5	
1911	J.K. Dwyer			6-3	
1912	J.K. Dwyer			4-3	
1913	J.K. Dwyer			6-1-2	
1914	E.T. McDonald			4-4-1	
1915	E.T. McDonald			6-2	
1916	E.T. McDonald/I.R. Pray/D.X. Bible			7-1-2	
1917	W. Sutton			3-5	
1918	No Games, World War I				
1919	Irving R. Pray			6-2	
1920	Branch Bocock			5-3-1	
1921	Branch Bocock			6-1-1	
1922	Irving R. Pray			3-7	
1923	Mike Donahue			3-5-1	
1924	Mike Donahue			5-4	
1925	Mike Donahue			5-3-1	
1926	Mike Donahue			6-3	
1927	Mike Donahue			4-4-1	
1928	Russ Cohen			6-2-1	
1929	Russ Cohen			6-3	
1930	Russ Cohen			6-4	
1931	Russ Cohen			5-4	
1932	Biff Jones			6-3-1	
1933	L.M. "Biff" Jones	3-0-2	2	7-0-3	-
1934	L.M. "Biff" Jones	4-2	4	7-2-2	-
1935	Bernie Moore	5-0	1	9-2	Sugar
1936	Bernie Moore	6-0	1	9-1-1	Sugar
1937	Bernie Moore	5-1	2	9-2	Sugar
1938	Bernie Moore	2-4	10	6-4	-
1939	Bernie Moore	1-5	10	4-5	-
1940	Bernie Moore	3-3	6	6-4	-
1941	Bernie Moore	2-2-2	7	4-4-2	-
1942	Bernie Moore	3-2	6	7-3	-
1943	Bernie Moore	2-2	3	6-3	Orange
1944	Bernie Moore	2-3-1	6	2-5-1	-
1945	Bernie Moore	5-2	3	7-2	-
1946	Bernie Moore	5-1	3	9-1-1	Cotton
1947	Bernie Moore	2-3-1	8	5-3-1	-
1948	Gaynell Tinsley	1-5	10t	3-7	-
1949	Gaynell Tinsley	4-2	5	8-3	Sugar
1950	Gaynell Tinsley	2-3-2	8	4-5-2	-
1951	Gaynell Tinsley	4-2-1	3t	7-3-1	-
1952	Gaynell Tinsley	2-5	10	3-7	-
1953	Gaynell Tinsley	2-3-3	8	5-3-3	-
1954	Gaynell Tinsley	2-5	9	5-6	-
1955	Paul Dietzel	2-3-1	9	3-5-2	-
1956	Paul Dietzel	1-5	11	3-7	-
1957	Paul Dietzel	4-4	7	5-5	-
1958	Paul Dietzel	6-0	1	11-0	Sugar
1959	Paul Dietzel	5-1	2t	9-2	Sugar
1960	Paul Dietzel	2-3-1	8	5-4-1	-
1961	Paul Dietzel	6-0	1t	10-1	Orange
1962	Charlie McClendon	5-1	3	9-1-1	Cotton
1963	Charlie McClendon	4-2	5	7-4	Bluebonnet
1964	Charlie McClendon	4-2-1	5	8-2-1	Sugar
1965	Charlie McClendon	3-3	6t	8-3	Cotton
1966	Charlie McClendon	3-3	6	5-4-1	-
1967	Charlie McClendon	3-2-1	6	7-3-1	Sugar
1968	Charlie McClendon	4-2	3t	8-3	Peach
1969	Charlie McClendon	4-1	2	9-1	-
1970	Charlie McClendon	5-0	1	9-3	Orange
1971	Charlie McClendon	3-2	6	9-3	Sun
1972	Charlie McClendon	4-1-1	3	9-2-1	Bluebonnet
1973	Charlie McClendon	5-1	2	9-3	Orange
1974	Charlie McClendon	2-4	9	5-5-1	-
1975	Charlie McClendon	2-4	6t	5-6	-
1976	Charlie McClendon	3-3	6t	7-3-1	-
1977	Charlie McClendon	4-2	4	8-4	Sun
1978	Charlie McClendon	3-3	4t	8-4	Liberty
1979	Charlie McClendon	4-2	3t	7-5	Tangerine
1980	Jerry Stovall	4-2	4t	7-4	-

Year	Coach	SEC	SEC Finish	Overall	Bowls
1981	Jerry Stovall	1-4-1	8t	3-7-1	-
1982	Jerry Stovall	4-1-1	2	8-3-1	Orange
1983	Jerry Stovall	0-6	9t	4-7	-
1984	Bill Arnsparger	4-1-1	2	8-3-1	Sugar
1985	Bill Arnsparger	4-1-1	2t	9-2-1	Liberty
1986	Bill Arnsparger	5-1	1	9-3	Sugar
1987	Mike Archer	5-1	2	10-1-1	Gator
1988	Mike Archer	6-1	1t	8-4	Hall of Fame
1989	Mike Archer	2-5	7t	4-7	-
1990	Mike Archer	2-5	6t	5-6	-
1991	Curley Hallman	3-4	6t	5-6	-
1992	Curley Hallman	1-7	6-W	2-9	-
1993	Curley Hallman	3-5	T3-W	5-6	-
1994	Curley Hallman	3-5	3-W	4-7	-
1995	Gerry DiNardo	4-3-1	3-W	7-4-1	Independence
1996	Gerry DiNardo	6-2	T1	10-2	Peach
1997	Gerry DiNardo	6-2	T1	9-3	Independence
1998	Gerry DiNardo	2-6	5-W	4-7	-
1999	Gerry DiNardo	0-7	6-W	2-8	-
	•Hal Hunter	1-0	-	1-0	-
2000	Nick Saban	5-3	2-W	8-4	Peach
2001	Nick Saban	5-3	1	10-3	Sugar
2002	Nick Saban	5-3	T1	8-5	Cotton
2003	Nick Saban	7-1	1	13-1	Sugar
2004	Nick Saban	6-2	2-W	9-3	Capital One
2005	Les Miles	7-1	T1-W	11-2	Peach
2006	Les Miles	6-2	T2-W	11-2	Sugar
2007	Les Miles	6-2	1	12-2	BCS NCG
2008	Les Miles	3-5	3-W	8-5	Chick-Fil-A
2009	Les Miles	5-3	2-W	9-4	Capital One
2010	Les Miles	6-2	2-W	11-2	Cotton
2011	Les Miles	8-0	1	13-1	BCS NCG
2012	Les Miles	6-2	T2-W	10-3	Chick-fil-A

•Interim Head Coach

BOWL RESULTS (22-21-1)

Bowl	Opponent	Result	Date
Sugar	Texas Christian	L 2-3	1-1-36
Sugar	Santa Clara	L 14-21	1-1-37
Sugar	Santa Clara	L 0-6	1-1-38
Orange	Texas A&M	W 19-14	1-1-44
Cotton	Arkansas	T 0-0	1-1-47
Sugar	Oklahoma	L 0-35	1-2-50
Sugar	Clemson	W 7-0	1-1-59
Sugar	Ole Miss	L 0-21	1-1-60
Orange	Colorado	W 25-7	1-1-62
Cotton	Texas	W 13-0	1-1-63
Bluebonnet	Baylor	L 7-14	12-21-63
Sugar	Syracuse	W 13-10	1-1-65
Cotton	Arkansas	W 14-7	1-1-66
Sugar	Wyoming	W 20-13	1-1-68
Peach	Florida State	W 31-27	12-30-68
Orange	Nebraska	L 12-17	1-1-71
Sun	Iowa State	W 33-15	12-18-71
Bluebonnet	Tennessee	L 17-24	12-30-72
Orange	Penn State	L 9-16	1-1-74
Sun	Stanford	L 14-24	12-31-77
Liberty	Missouri	L 15-20	12-23-78
Tangerine	Wake Forest	W 34-10	12-22-79
Orange	Nebraska	L 20-21	1-1-83
Sugar	Nebraska	L 10-28	1-1-85
Liberty	Baylor	L 7-21	12-27-85
Sugar	Nebraska	L 15-30	1-1-87
Gator	South Carolina	W 30-13	12-31-87
Hall of Fame	Syracuse	L 10-23	1-2-89
Independence	Michigan State	W 45-26	12-29-95
Peach	Clemson	W 10-7	12-28-96
Independence	Notre Dame	W 27-9	12-28-97
Peach	Georgia Tech	W 28-14	12-29-00
Sugar	Illinois	W 47-34	1-1-02
Cotton	Texas	L 35-20	1-1-03
Sugar	Oklahoma	W 21-14	1-4-04
Capital One	Iowa	L 25-30	1-1-05
Peach	Miami, Fla.	W 40-3	12-30-05
Sugar	Notre Dame	W 41-14	1-3-07
BCS NCG	Ohio State	W 38-24	1-7-08
Chick-fil-A	Georgia Tech	W 38-3	12-31-08
Capital One	Penn State	L 19-17	1-1-10
Cotton	Texas A&M	W 41-24	1-7-11
BCS NCG	Alabama	L 0-21	1-9-12
Chick-fil-A	Clemson	L 24-25	12-31-12



OLE MISS

ALABAMA • ARKANSAS • AUBURN • FLORIDA • GEORGIA • KENTUCKY • LSU • OLE MISS



2013 SCHEDULE

Aug. 29	at Vanderbilt*	UM leads 47-38-2
Sept. 7	SOUTHEAST MISSOURI	First Meeting
Sept. 14	at Texas	Texas leads 6-1
Sept. 28	at Alabama*	UA leads 46-9-2
Oct. 5	at Auburn*	AU leads 27-10
Oct. 12	TEXAS A&M*	A&M leads 5-0
Oct. 19	LSU*	LSU leads 58-39-4
Oct. 26	IDAHO [HC]	First Meeting
Nov. 9	ARKANSAS*	ARK leads 31-27-1
Nov. 16	TROY	First Meeting
Nov. 23	MISSOURI*	Missouri leads 5-1
Nov. 28	at Mississippi State*	UM leads 61-42-6

University of Mississippi Rebels Quick Facts

LOCATION: Oxford, Mississippi

FOUNDED: November 6, 1848

ENROLLMENT: 21,535

NICKNAME: Rebels

COLORS: Cardinal Red (PMS 186)
and Navy Blue (PMS 2767)

STADIUM: Vaught-Hemingway
(60,580)

PLAYING SURFACE: FieldTurf

FIRST GAME: Oct. 1, 1915 –
Arkansas Aggies 10, Ole Miss 0

HOME RECORD: 230-87-8 (.720)

HOME ATTENDANCE: 399,462
(57,066 avg./94.20% Capacity)

ALL-TIME RECORD: 628-492-35
(.558/1,155 games)

2012 RECORD: 7-6 (4-3 H, 2-3 A,
1-0 N, 3-3 vs. Western Division)

2012 SEC RECORD/FINISH:
3-5/5th SEC West

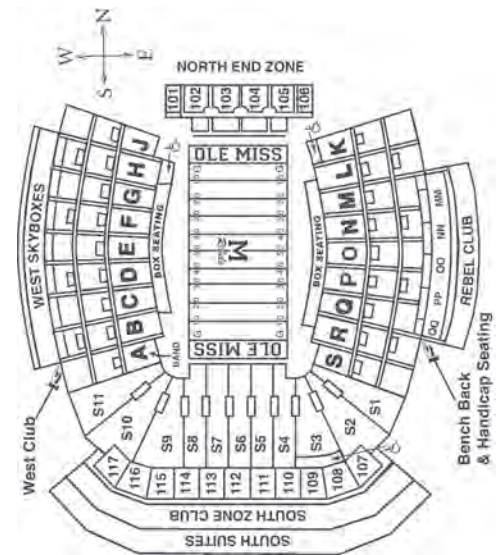
SEC CHAMPIONSHIPS: 6 (1947,
54, 55, 60, 62, 63)

BOWL: BBVA Compass Bowl,
Birmingham, Ala. (Ole Miss 38,
Pittsburgh 17)

BOWL APPEARANCES: 34

BOWL RECORD: 22-12 (.647)

LAST BOWL APPEARANCE: BBVA
Compass Bowl, Birmingham, Ala.
(defeated Pittsburgh, 38-17, Jan. 5,
2013)



DR. DANIEL W. JONES
Chancellor
(Mississippi College, '71)



RON RYCHLAK
Faculty Representative
(Wabash College, '80)



ROSS BJORK
Athletics Director
(Emporia State, '95)



HUGH FREEZE
Head Football Coach
(Southern Mississippi, '92)

HUGH FREEZE



HOMETOWN: Independence, Miss.

ALMA MATER (YEAR): Southern Mississippi (1992)

PLAYING CAREER: NA

COACHING EXPERIENCE: Briarcrest Christian High School (Head Coach, 1995-2004; Assistant Coach, 1992-94); Ole Miss (Assistant Coach/Recruiting Coordinator, 2006-07; Assistant Athletics Director for Football External Affairs, 2005; Head Coach 2012-Present); Lambuth (Head Coach, 2008-09); San Jose State (Assistant Coach/Offensive Coordinator, Dec. 2009 - Feb. 2010); Arkansas State (Head Coach, 2011; Offensive Coordinator, 2010)

COACHING ACHIEVEMENTS: 4-Time Associated Press HS Coach of the Year; 5-Time Region 8-AA Coach of the Year; 2009 Mid-South Conference Coach of the Year; 2009 AFCA Southeast Region Coach of the Year; 2011 Sun Belt Conference Coach of the Year

BORN: Sept. 27, 1969

WIFE: Jill (Vaughn)

CHILDREN: Ragan (8/27/98), Jordan (9/27/99); Madison (12/27/02)

YEAR-BY-YEAR

Year	School	Conf.	Pct.	All	Pct.	Bowl
2008	Lambuth	4-1	.800	8-4	.923	—
2009	Lambuth	6-0	1.000	12-1	1.000	—
2011	Arkansas State	8-0	1.000	10-2	.833	*GoDaddy.Com
2012	Ole Miss	3-5	.375	7-6	.538	BBVA Compass
TOTALS		21-6	.778	37-13	.740	4 Years
Ole Miss Record		3-5	.375	7-6	.538	1 Year
Lambuth Record		10-1	.909	20-5	.800	2 Years
Arkansas State Record		8-0	1.000	10-2	.833	1 Year
BOWL RECORD:		1-0	1.000			

* did not coach team in bowl game

ASSISTANT COACHES

TOM ALLEN (Maranatha Baptist College, 1992) – Special Teams Coordinator/Linebackers – 2nd Year

MAURICE HARRIS (Arkansas State, 1998) – Recruiting Coordinator For Offense, Tight Ends – 2nd Year

GRANT HEARD (Ole Miss, 2001) – Wide Receivers – 2nd Year

JASON JONES (Alabama, 2001) – Co-Defensive Coordinator, Cornerbacks – 1st Year

CHRIS KIFFIN (Colorado State, 2005) – Recruiting Coordinator For Defense, Defensive Line – 2nd Year

MATT LUKE (Ole Miss, 2000) – Co-Offensive Coordinator, Offensive Line – 6th Year

DERRICK NIX (Southern Miss, 2002) – Running Backs – 6th Year

DAN WERNER (Western Michigan, 1983) – Co-Offensive Coordinator, Quarterbacks – 4th Year

DAVE WOMMACK (Missouri Southern, 1978) – Defensive Coordinator, Safeties – 2nd Year

SUPPORT STAFF

COREY BATOON (Long Beach State, 1991) – Assistant A.D./Recruiting Operations

ANDY COMMER (Arkansas State, 1987) – Coordinator of Video Services

KEN CRAIN (Ole Miss, 1996) – Equipment Manager

BARNEY FARRAR (Delta State, 1983) – Assistant A.D./High School and Junior College Relations

PAUL JACKSON (Montclair State, 2006) – Head Football Strength Coach

PAT JERNIGAN (Valdosta State, 1998) – Head Athletic Trainer

TOM LUKE (Ole Miss, 1992) – Assistant A.D./Player Development

JOHN MILLER (Southern Miss, 1999) – Assistant A.D./Football Operations



OLE MISS

ALABAMA • ARKANSAS • AUBURN • FLORIDA • GEORGIA • KENTUCKY • LSU • OLE MISS

RETURNING OFFENSIVE STARTERS

No.	Name	POS	CLASS	HT	WT	EXP	Hometown/Last School
14	Bo Wallace	QB	Jr.	6-4	204	1L	Pulaski, Tenn./East Mississippi CC
3	Jeff Scott	RB	Sr.	5-7	170	3L	Miami, Fla./Archbishop Carroll
12	Donte Moncrief	WR	Jr.	6-3	216	2L	Raleigh, Miss./Raleigh
10	Vince Sanders	WR	Jr.	6-1	190	2L	Macon, Miss./Noxubee County
70	Emmanuel McCray	OT	Sr.	6-5	316	2L	Jackson, Miss./Forest Hill
72	Aaron Morris	OG	Jr.	6-5	330	2L	Jackson, Miss./Callaway
56	Evan Swindall	C	Sr.	6-4	295	3L	LaFayette, Ga./LaFayette
71	Pierce Burton	OT	Sr.	6-6	289	1L	Sacramento, Calif./City College of San Francisco

RETURNING DEFENSIVE STARTERS

No.	Name	POS	CLASS	HT	WT	EXP	Hometown/Last School
10	C.J. Johnson	DE	Jr.	6-3	233	2L	Philadelphia, Miss./Philadelphia
55	Cameron Whigham	DE	Sr.	6-3	255	3L	Snellville, Ga./Shiloh
95	Bryon Bennett	DT	Jr.	6-2	294	2L	Madison, Miss./Madison Central
94	Issac Gross	DT	So.	6-1	254	1L	Batesville, Miss./South Panola
38	Mike Marry	LB	Sr.	6-3	256	3L	Clearwater, Fla./Largo
4	Denzel Nkemdiche	LB	So.	5-11	203	1L	Loganville, Ga./Grayson
1	Dehendret Collins	DB	Sr.	5-10	185	1L	Meadville, Miss./Copiah-Lincoln CC
7	Trae Elston	SAF	So.	6-0	190	1L	Oxford, Ala./Oxford
25	Cody Prewitt	SAF	Jr.	6-2	214	2L	Bay Springs, Miss./Sylva Bay Academy
21	Senquez Golson	CB	Jr.	5-9	188	2L	Pascagoula, Miss./Pascagoula
3	Charles Sawyer	CB	Sr.	5-11	181	3L	Miami, Fla./Coral Reef

STARTERS LOST

Name	POS	CLASS	HT	WT
Randall Mackey	RB/WR	Sr.	5-11	195
Ferbia Allen	TE	Sr.	6-4	250
A.J. Hawkins	OG	Sr.	6-3	315

RETURNING STATISTICAL LEADERS

RUSHING:	ATT	YARDS	AVG	TD
Jeff Scott	197	846	4.3	6
Bo Wallace	143	390	2.7	8
Barry Brunetti	60	277	4.6	3
I'Tavius Mathers	27	208	7.7	1

PASSING:	COMP-ATT	YARDS	TD/INT	PCT.	EFFIC
Bo Wallace	235-368	2994	22/17	63.9	142.69
Barry Brunetti	23-36	196	1/0	63.9	118.79

RECEIVING:	REC	YARDS	AVG	TD
Donte Moncrief	66	979	14.8	10
Ja-Mes Logan	43	490	11.4	1
Vince Sanders	39	504	12.9	4

DEFENSE:	TOTAL	UT-AT	TFL	SACKS	INT
Denzel Nkemdiche	82	37-45	13.0-40	3.0-22	3-48
Cody Prewitt	80	44-36	5.0-19	1.5-13	2-23
Mike Marry	78	37-41	10.5-34	2.5-18	1-38
Charles Sawyer	63	44-19	4.0-22	1.5-11	1-0
Trae Elston	61	32-29	1.0-5	1.0-5	-
C.J. Johnson	55	28-27	8.0-48	6.5-46	-

OLE MISS Team Information

BASIC OFFENSE: Multiple
BASIC DEFENSE: Multiple

LETTERMEN RETURNING: 58

OFFENSE: 30
DEFENSE: 25
SPECIALTY: 3

LETTERMEN LOST: 25

OFFENSE: 9
DEFENSE: 14
SPECIALTY: 2

STARTERS RETURNING: 19

OFFENSE: 8
DEFENSE: 11
SPECIALTY: 0

STARTERS LOST: 5

OFFENSE: 3
DEFENSE: 0
SPECIALTY: 2

NOTE: Specialists include punter and place-kicker only.

2012 RESULTS

7-6 Overall • 3-5 SEC

Home: 4-3 Away: 2-3 Neutral: 1-0 vs. Division: 3-3 vs. Top 25: 1-4

Sept. 1	CENTRAL ARKANSAS [TV: 6-10-11]	W	49-27	50,544
Sept. 8	UTEP [TV: 6-9-10]	W	28-10	53,113
Sept. 15	[--/rv] TEXAS (14/12) [TV: 2-6]	L	31-66	61,797
Sept. 22	at Tulane [TV: 9]	W	39-0	28,913
Sept. 29	at Alabama (1/1) [TV: 2-6]	L	14-33	101,821
Oct. 6	TEXAS A&M (rv/rv) [TV: 4]	L	27-30	55,343
Oct. 13	AUBURN [TV: 5-6-10]	W	41-20	57,068
Oct. 27	at Arkansas (Little Rock) [TV: 5-6-10]	W	30-27	55,378
Nov. 3	[--/rv] at Georgia (6/6) [TV: 1]	L	10-37	92,746
Nov. 10	VANDERBILT [TV: 4]	L	26-27	60,572
Nov. 17	at LSU (8/8) [TV: 1]	L	35-41	92,872
Nov. 24	MISSISSIPPI STATE (25/24) [TV: 4]	W	41-24	61,005
Jan. 5	vs. Pittsburgh [TV: 2]	W	38-17	59,135

BBVA Compass Bowl • Birmingham, Ala.

All-Star Candidates

DONTE MONCRIEF

Junior • WR • 6-3 • 216 • Raleigh, Miss.



- 2012 All-SEC 2nd team
- 2012 Biletnikoff Award Watch List
- College Football News Sophomore All-America 2nd team
- Finished the season with 66 catches (3rd-most in school history) and 979 yards (2nd-most in school history)
- Tied the school single-season record with 10 TD catches
- Ranked 5th in the SEC, 47th in the NCAA with 75.3 receiving ypg
- 6th in SEC, 69th in NCAA with 5.1 catches per game.

BO WALLACE

Junior • QB • 6-4 • 204 • Pulaski, Tenn.



- 2012 Conerly Trophy winner
- College Football News Sophomore All-America honorable mention
- Completed 235-of-368 passing attempts, racking up the 2nd-most total yards (3,384), 3rd-most passing yards (2,994) and 4th-most TD passes (22) in a single season in school history
- His 63.9 completion percentage ranks 2nd in school history
- Also led the team with eight rushing touchdowns (most by a Rebel QB since Archie Manning) and finished second with 390 rushing yards.

DENZEL NKEMDICHE

Sophomore • LB • 5-11 • 203 • Loganville, Ga.



- 2012 Freshman All-America 1st team
- All-SEC 2nd team ... SEC All-Freshman
- Led the team with 82 tackles, 13.0 TFLs, 4 forced fumbles and 3 interceptions
- T-8th in the SEC with 1.0 TFLs per game
- 3rd among freshmen in the nation in TFLs.

C.J. JOHNSON

Junior • DE • 6-3 • 233 • Philadelphia, Miss.



- 2012 All-SEC 3rd team
- College Football News Sophomore All-America honorable mention
- Led team with 6.5 sacks
- T-8th in SEC with 0.5 sacks/game
- Finished 6th on team with 55 tackles and 4th with 8.0 TFLs.



OLE MISS

ALABAMA • ARKANSAS • AUBURN • FLORIDA • GEORGIA • KENTUCKY • LSU • OLE MISS

2013 Roster

No.	Name	POS	HT	WT	CL-EXP	Hometown
	Quincy Adeboyejo	WR	6-3	180	FR-HS	Cedar Hill, Texas
16	Anthony Alford	DB	6-0	210	SO-TR	Petal, Miss.
73	Darone Bailey	OL	6-5	316	JR-RS	Cleveland, Miss.
29	Abdul Bangura	DB	5-10	176	SO-1L	Takoma Park, Md.
68	Justin Bell	OL	6-3	335	SO-1L	Jackson, Miss.
95	Bryon Bennett	DT	6-2	294	JR-2L	Madison, Miss.
48	Justin Bigham	TE	6-1	232	SR-2L	West Helena, Ark.
	Trey Bledsoe	ATH	6-2	190	FR-HS	Grenada, Miss.
	Daronte Bouldin	OL	6-6	310	FR-HS	Canton, Miss.
5	Nick Brassell	ATH	6-1	180	JR-JC	Batesville, Miss.
	Eugene Brazley	RB	5-10	180	FR-HS	New Orleans, La.
8	Chief Brown	DB	6-1	202	SO-1L	Winona, Miss.
87	Matt Brown	TE	6-3	226	FR-RS	Cordova, Tenn.
11	Barry Brunetti	QB	6-0	212	SR-2L	Memphis, Tenn.
14	Serderius Bryant	LB	5-9	223	JR-2L	Sanford, Fla.
	Ryan Buchanan	QB	6-4	205	FR-HS	Jackson, Miss.
2	Quintavius Burdette	DB	5-11	189	SO-1L	Senatobia, Miss.
71	Pierce Burton	OL	6-6	289	SR-1L	Sacramento, Calif.
41	Billy Busch	RB	5-11	235	JR-Sq.	St. Louis, Mo.
97	Tyler Campbell	P	6-2	235	SR-3L	Little Rock, Ark.
12	Cliff Coleman	DB	5-10	181	JR-2L	Lauderdale Lakes, Fla.
1	Dehendret Collins	DB	5-10	185	SR-1L	Meadville, Miss.
94	Chris Conley	P	5-8	197	SR-2L	Bradenton, Fla.
	Tony Conner	S	6-2	205	FR-HS	Batesville, Miss.
78	Robert Conyers	OL	6-3	277	FR-RS	Miami, Fla.
88	Cody Core	WR	6-3	191	SO-1L	Auburn, Ala.
20	Carlos Davis	DB	5-9	163	SO-1L	Birmingham, Ala.
59	Will Denny	LS	5-11	230	JR-2L	Jackson, Miss.
7	Mark Dodson	RB	5-10	193	FR-HS	Memphis, Tenn.
54	Austin Douglas	OL	6-2	320	JR-JC	Batesville, Miss.
74	Jared Duke	OL	6-7	354	SR-3L	Cleveland, Tenn.
82	Dylan Dyer	TE	6-6	240	SR-Sq.	Flora, Miss.
7	Trae Elston	DB	6-0	190	SO-1L	Oxford, Ala.
	Evan Engram	TE	6-3	210	FR-HS	Powder Springs, Ga.
52	Will Few	LS	6-3	245	FR-RS	Augusta, Ga.
26	Andrew Fletcher	K	5-9	167	JR-TR	Nashville, Tenn.
86	Jordan Gallegos	WR	5-9	164	FR-RS	New Albany, Ohio
21	Senquez Golson	DB	5-9	188	JR-2L	Pascagoula, Miss.
	Austin Golson	OL	6-6	290	FR-HS	Prattville, Ala.
22	Tyriek Gracia	DB	6-2	206	JR-Sq.	Hialeah, Fla.
8	Terrell Grant	WR	6-3	208	SR-3L	Cleveland, Miss.
53	Tyler Gray	DL	6-3	245	FR-RS	Pelahatchie, Miss.
40	Josh Gregory	DB	6-2	208	SO-TR	Alpharetta, Ga.
94	Issac Gross	DT	6-1	254	SO-1L	Batesville, Miss.
56	Woodrow Hamilton	DT	6-3	292	SO-1L	Raleigh, Miss.
	Bobby Hill	DB	6-0	165	FR-HS	Moultrie, Ga.
28	Mike Hilton	DB	5-8	182	SO-1L	Fayetteville, Ga.
7	Jordan Holder	WR	5-11	177	SR-2L	Bay Springs, Miss.
45	Lavon Hooks	DL	6-4	290	JR-JC	Atlanta, Ga.
65	Chase Hughes	OL	6-3	292	JR-2L	Springville, Ala.
50	Ethan Hutson	OL	6-4	306	SO-1L	Destrehan, La.
	A.J. Jackson	TE	6-6	240	FR-HS	Hampton, Ga.
10	C.J. Johnson	DE	6-3	233	JR-2L	Philadelphia, Miss.
	Davion Johnson	OL	6-4	315	FR-HS	Byhalia, Miss.
	Derrick Jones	WR	6-2	185	FR-HS	Eupora, Miss.
77	Patrick Junen	OL	6-7	325	SR-3L	Huntsville, Ala.
62	Garrett Kalem	LS	6-3	225	SO-HS	Milan, Tenn.
	David Kamara	CB	5-10	185	FR-HS	Loganville, Ga.
	Devante Kincade	QB	6-1	185	FR-HS	Dallas, Texas

No.	Name	POS	HT	WT	CL-EXP	Hometown
28	LaKedrick King	DB	5-8	181	JR-Sq.	Duncanville, Texas
24	Keith Lewis	LB	6-1	235	JR-2L	Tampa, Fla.
85	Ja-Mes Logan	WR	6-3	195	SR-3L	Houston, Texas
38	Mike Marry	LB	6-3	256	SR-3L	Clearwater, Fla.
26	Will Martin	LB	6-1	210	SR-1L	Madison, Miss.
92	Carlton Martin	DT	6-2	288	JR-2L	Madison, Miss.
5	I'Tavius Mathers	RB	5-11	196	SO-1L	Murfreesboro, Tenn.
13	Brishen Mathews	DB	6-0	200	SR-2L	Monticello, Ark.
70	Emmanuel McCray	OL	6-5	316	SR-2L	Jackson, Miss.
x 9	Maikhail Miller	QB	6-2	240	SO-1L	Fulton, Miss.
2	Quadarius Mireles	WR	5-11	185	JR-JC	Delray Beach, Fla.
12	Donte Moncrief	WR	6-3	216	JR-2L	Raleigh, Miss.
16	Collins Moore	WR	6-1	196	JR-2L	Madison, Ala.
	Herbert Moore	DT	6-2	330	FR-HS	Memphis, Tenn.
	Kailo Moore	RB	5-10	190	FR-HS	Rosedale, Miss.
15	Christian Morgan	TE	6-4	255	FR-HS	Plano, Texas
72	Aaron Morris	OL	6-5	330	JR-2L	Jackson, Miss.
64	Tyler Mt. Joy	OL	6-1	261	SO-TR	The Woodlands, Texas
28	Korvic Neat	WR	5-9	164	SR-3L	Hallandale, Fla.
4	Denzel Nkemdiche	LB	5-11	203	SO-1L	Loganville, Ga.
	Robert Nkemdiche	DE	6-5	270	FR-HS	Loganville, Ga.
91	Nathan Noble	K	6-4	211	SO-1L	Greenville, Miss.
x84	Jack Nuismer	TE	6-3	237	SR-1L	Nashville, Tenn.
19	Andy Pappanastos	K	5-11	180	FR-HS	Montgomery, Ala.
4	Nicholas Parker	RB	6-0	225	JR-1L	Batesville, Miss.
x26	Jimmy Potepa	RB	5-8	204	SO-Sq.	Monrovia, Liberia
25	Cody Prewitt	DB	6-2	214	JR-2L	Bay Springs, Miss.
25	Darryan Ragsdale	RB	5-10	183	SO-JC	Pelahatchie, Miss.
13	Robert Ratliff	QB	6-2	217	SR-Sq.	Fort Worth, Texas
88	John Ratliff	WR	6-0	181	SO-Sq.	Fort Worth, Texas
20	Jeremy Reed	WR	5-6	150	JR-RS	Southaven, Miss.
27	Josh Richardson	DB	5-10	180	JR-RS	Moss Point, Miss.
x96	Andrew Ritter	K/P	6-3	220	SR-3L	Jackson, Miss.
	Marcus Robinson	LB	6-4	210	FR-HS	Memphis, Tenn.
10	Vince Sanders	WR	6-1	190	JR-2L	Macon, Miss.
3	Charles Sawyer	DB	5-11	181	SR-3L	Miami, Fla.
3	Jeff Scott	RB	5-7	170	SR-3L	Miami, Fla.
44	Charlie Scott	RB	5-11	200	SO-1L	Jackson, Miss.
9	D.T. Shackelford	LB	6-1	250	SR-2L	Decatur, Ala.
	Roy Ray Smith	LB	6-3	210	FR-HS	Florence, Ala.
23	Anthony Standifer	DB	6-0	182	SO-1L	Crete, Ill.
75	Park Stevens	OL	6-6	351	SO-TR	Columbus, Miss.
61	Ben Still	OL	6-2	280	SO-1L	Memphis, Tenn.
32	Temario Strong	LB	6-0	240	FR-RS	Batesville, Miss.
51	Walker Sturgeon	DE	6-2	254	JR-Sq.	Horn Lake, Miss.
56	Evan Swindall	C	6-4	295	SR-3L	LaFayette, Ga.
54	Carlos Thompson	DE	6-4	243	JR-2L	Hollandale, Miss.
	Laquon Treadwell	WR	6-3	198	FR-HS	Crete, Ill.
	Laremy Tunsil	OL	6-6	320	FR-HS	Lake City, Fla.
14	Bo Wallace	QB	6-4	204	JR-1L	Pulaski, Tenn.
46	Colton Walls	LB	5-11	207	SO-TR	Charlotte, N.C.
6	Jaylen Walton	RB	5-8	167	SO-1L	Memphis, Tenn.
11	Channing Ward	DE	6-4	256	SO-1L	Aberdeen, Miss.
55	Cameron Whigham	DE	6-3	255	SR-3L	Snellville, Ga.
	Jordan Wilkins	RB	6-1	210	FR-HS	Cordova, Tenn.
60	Derrick Wilson	OL	6-2	326	SR-1L	Greenville, Miss.
36	Kameron Wood	DE	6-3	258	FR-RS	Birmingham, Ala.
47	John Youngblood	DE	6-3	237	FR-RS	Trussville, Ala.
89	Taz Zettergren	TE	6-4	225	FR-RS	Senatobia, Miss.

Year-By-Year Records

Year	Coach	SEC	SEC Finish	Overall	Bowls
1893	Dr. A.L. Bondurant			4-1	
1894	C. D. Clark			6-1	
1895	H. L. Fairbanks			2-1	
1896	J. W. Hollister			1-2	
1897	No Team				
1898	T. G. Scarbrough			1-1	
1899	W. H. Lyon			3-4	
1900	Z. N. Estes, Jr.			0-3	
1901	William Sibley, Daniel S. Martin			2-4	
1902	Daniel S. Martin			4-3	
1903	Mike Harvey			2-1-1	
1904	Mike Harvey			4-3	
1905	None			0-2	
1906	T. S. Hammond			4-2	
1907	Frank Mason			0-6	
1908	Frank Kyle			3-5	
1909	Dr. N. P. Stauffer			4-3-2	
1910	Dr. N. P. Stauffer			7-1	
1911	Dr. N. P. Stauffer			6-3	
1912	Leo DeTray			5-3	
1913	William Driver			6-3-1	
1914	William Driver			5-4-1	
1915	Fred Robbins			2-6	
1916	Fred Robbins			3-6	
1917	C. R. (Dudy) Noble			1-4-1	
1918	C. R. (Dudy) Noble			1-3	
1919	R. L. Sullivan			4-4	
1920	R. L. Sullivan			4-3	
1921	R. L. Sullivan			3-6	
1922	R. A. Cowell			4-5-1	
1923	R. A. Cowell			4-6	
1924	Chester Barnard			4-5	
1925	Homer Hazel			5-5	
1926	Homer Hazel			5-4	
1927	Homer Hazel			5-3	
1928	Homer Hazel			5-4	
1929	Homer Hazel			1-6-2	
1930	Ed Walker			3-5-1	
1931	Ed Walker			2-6-1	
1932	Ed Walker			5-6	
1933	Ed Walker	2-2-1	6†	6-3-2	-
1934	Ed Walker	2-3-1	8	4-5-1	-
1935	Ed Walker	3-1	3	9-3	Orange
1936	Ed Walker	0-3-1	11	5-5-2	-
1937	Ed Walker	0-4	10†	4-5-1	-
1938	Harry Mehre	3-2	4	9-2	-
1939	Harry Mehre	2-2	5†	7-2	-
1940	Harry Mehre	3-1	3	9-2	-
1941	Harry Mehre	2-1-1	5	6-2-1	-
1942	Harry Mehre	0-5	11†	2-7	-
1943	NO TEAM	-	-	-	-
1944	Harry Mehre	2-3	7	2-6	-
1945	Harry Mehre	3-3	5†	4-5	-
1946	H.W. "Red" Drew	1-6	11	2-7	-
1947	Johnny Vaught	6-1	1	9-2	Delta
1948	Johnny Vaught	6-1	2	8-1	-
1949	Johnny Vaught	2-4	9	4-5-1	-
1950	Johnny Vaught	1-5	11	5-5	-
1951	Johnny Vaught	4-2-1	3†	6-3-1	-
1952	Johnny Vaught	4-0-2	3	8-1-2	Sugar
1953	Johnny Vaught	4-1-1	2†	7-2-1	-
1954	Johnny Vaught	5-0	1	9-2	Sugar
1955	Johnny Vaught	5-1	1	10-1	Cotton
1956	Johnny Vaught	4-2	4	7-3	-
1957	Johnny Vaught	5-0-1	2	9-1-1	Sugar
1958	Johnny Vaught	4-2	3	9-2	Gator
1959	Johnny Vaught	5-1	2†	10-1	Sugar
1960	Johnny Vaught	5-0-1	1	10-0-1	Sugar
1961	Johnny Vaught	5-1	3	9-2	Cotton
1962	Johnny Vaught	6-0	1	10-0	Sugar
1963	Johnny Vaught	5-0-1	1	7-1-2	Sugar
1964	Johnny Vaught	2-4-1	7	5-5-1	Bluebonnet
1965	Johnny Vaught	5-3	5	7-4	Liberty
1966	Johnny Vaught	5-2	4	8-3	BlueBonnet
1967	Johnny Vaught	4-2-1	5	6-4-1	Sun
1968	Johnny Vaught	3-2-1	6†	7-3-1	Liberty
1969	Johnny Vaught	4-2	5	8-3	Sugar
1970	Johnny Vaught	4-2	4	7-4	Gator
1971	Billy Kinard	4-2	4†	10-2	Peach
1972	Billy Kinard	2-5	7†	5-5	-
1973	Kinard/Vaught	4-3	3	6-5	-

Year	Coach	SEC	SEC Finish	Overall	Bowls
1974	Ken Cooper	0-6	10	3-8	-
1975	Ken Cooper	5-1	2†	6-5	-
1976	Ken Cooper	#4-3	5†	6-5	-
1977	Ken Cooper	#3-4	6	6-5	-
1978	Steve Sloan	2-4	7†	5-6	-
1979	Steve Sloan	3-3	5†	4-7	-
1980	Steve Sloan	2-4	7†	3-8	-
1981	Steve Sloan	1-4-1	8†	4-6-1	-
1982	Steve Sloan	0-6	9†	4-7	-
1983	Billy Brewer	4-2	3†	7-5	Independence
1984	Billy Brewer	1-5	9†	4-6-1	-
1985	Billy Brewer	2-4	6	4-6-1	-
1986	Billy Brewer	4-2	2†	8-3-1	Independence
1987	Billy Brewer	1-5	7†	3-8	-
1988	Billy Brewer	3-4	6†	5-6	-
1989	Billy Brewer	4-3	4†	8-4	Liberty
1990	Billy Brewer	5-2	2†	9-3	Gator
1991	Billy Brewer	1-6	9	5-6	-
1992	Billy Brewer	5-3	2-W	9-3	Liberty
1993	Billy Brewer	#4-4	T3-W	#6-5	-
1994	Joe Lee Dunn	2-6	T4-W	4-7	-
1995	Tommy Tuberville	3-5	-	6-5	-
1996	Tommy Tuberville	2-6	-	5-6	-
1997	Tommy Tuberville	4-4	T4-W	8-4	Motor City
1998	Tommy Tuberville/ David Cutcliffe	3-5	T4-W	7-5	Independence
1999	David Cutcliffe	4-4	T3-W	8-4	Independence
2000	David Cutcliffe	4-4	T3-W	7-5	Music City
2001	David Cutcliffe	4-4	T3-W	7-4	-
2002	David Cutcliffe	3-5	4-W	7-6	Independence
2003	David Cutcliffe	7-1	T1-W	10-3	Cotton
2004	David Cutcliffe	3-5	T3-W	4-7	-
2005	Ed Orgeron	1-7	T5-W	3-8	-
2006	Ed Orgeron	2-6	T4-W	4-8	-
2007	Ed Orgeron	0-8	6-W	3-9	-
2008	Houston Nutt	5-3	2-W	9-4	Cotton
2009	Houston Nutt	4-4	3-W	9-4	Cotton
2010	Houston Nutt	1-7	6-W	4-8	-
2011	Houston Nutt	0-8	6-W	2-10	-
2012	Hugh Freeze	3-5	5-W	7-6	BBVA Compass

#Includes game forfeited to Ole Miss

BOWL RESULTS (22-12)

Bowl	Opponent	Result	Date
Orange	Catholic University	L 19-20	1-1-36
Delta	Texas Christian	W 13-9	1-1-49
Sugar	Georgia Tech	L 7-24	1-1-53
Sugar	Navy	L 0-21	1-1-55
Cotton	Texas Christian	W 14-13	1-2-56
Sugar	Texas	W 39-7	1-1-58
Gator	Florida	W 7-3	12-27-58
Sugar	LSU	W 21-0	1-1-60
Sugar	Rice	W 14-6	1-2-61
Cotton	Texas	L 7-12	1-1-62
Sugar	Arkansas	W 17-13	1-1-63
Sugar	Alabama	L 7-12	1-1-64
Bluebonnet	Tulsa	L 7-14	12-19-64
Liberty	Auburn	W 13-7	12-18-65
Bluebonnet	Texas	L 0-19	12-17-66
Sun	Texas-El Paso	L 7-14	12-30-67
Liberty	Virginia Tech	W 34-17	12-14-68
Sugar	Arkansas	W 27-22	1-1-70
Gator	Auburn	L 28-35	1-2-71
Peach	Georgia Tech	W 41-18	12-30-71
Independence	Air Force	L 3-9	12-10-83
Independence	Texas Tech	W 20-17	12-20-86
Liberty	Air Force	W 42-29	12-28-89
Gator	Michigan	L 3-35	1-1-91
Liberty	Air Force	W 13-0	12-31-92
Motor City	Marshall	W 34-31	12-26-97
Independence	Texas Tech	W 35 18	12-31-98
Independence	Oklahoma	W 27-25	12-31-99
Music City	West Virginia	L 49-38	12-28-00
Independence	Nebraska	W 27-23	12-27-02
Cotton	Oklahoma State	W 31-28	1-2-04
Cotton	Texas Tech	W 47-34	1-2-09
Cotton	Oklahoma State	W 21-7	1-2-10
BBVA Compass	Pittsburgh	W 38-17	1-5-12



MISSISSIPPI STATE

ALABAMA • ARKANSAS • AUBURN • FLORIDA • GEORGIA • KENTUCKY • LSU • OLE MISS



2013 SCHEDULE

Aug. 31	vs. Oklahoma St. (Houston, Tex.)	Tied 2-2
Sept. 7	ALCORN STATE	MSU leads 1-0
Sept. 14	at Auburn*	AU leads 60-24-2
Sept. 21	TROY	MSU leads 2-1
Oct. 5	LSU*	LSU leads 70-33-3
Oct. 12	BOWLING GREEN	First Meeting
Oct. 24	KENTUCKY*	UK leads 21-19
Nov. 2	at South Carolina*	USC leads 8-6
Nov. 9	at Texas A&M*	Tied 3-3
Nov. 16	ALABAMA*	UA leads 76-18-3
Nov. 23	at Arkansas*	ARK leads 16-6-1
Nov. 30	OLE MISS*	UM leads 61-42-6

Mississippi State University Bulldog Quick Facts

LOCATION: Starkville, Mississippi

FOUNDED: 1878

ENROLLMENT: 20,500

NICKNAME: Bulldogs

COLORS: Maroon (PMS 202) and White

STADIUM: Davis Wade Stadium at Scott Field (55,082)

PLAYING SURFACE: Natural Grass

FIRST GAME: Oct. 3, 1914 – Mississippi State 54, Marion Military Institute 0

HOME RECORD: 232-131-13 (.634)

HOME ATTENDANCE: 389,396 (55,628 avg./100.99% Capacity)

ALL-TIME RECORD: 514-549-39 (.484/1,102 games)

2012 RECORD: 8-5 (6-1 H, 2-3 A, 0-1 N, 2-4 vs. Western Division)

2012 SEC RECORD/FINISH: 4-4/4th SEC West

SEC CHAMPIONSHIPS: 1 (1941)

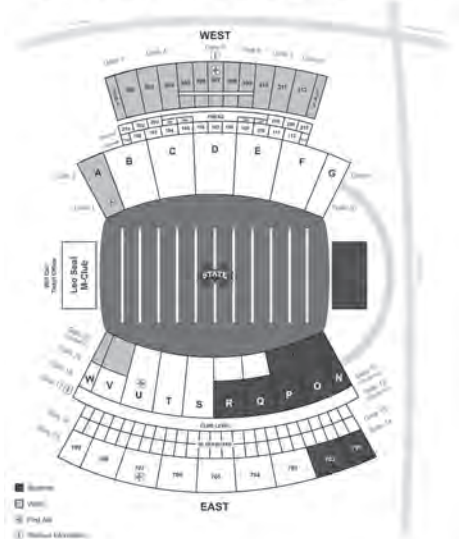
BOWL: TaxSlayer.com Gator Bowl, Jacksonville, Fla. (Mississippi State 20, Northwestern 34)

BOWL APPEARANCES: 16

BOWL RECORD: 9-7 (.566)

LAST BOWL APPEARANCE: TaxSlayer.com Gator Bowl, Jacksonville, Fla. (lost to Northwestern, 20-34, Jan. 1, 2013)

DAVIS WADE STADIUM



DR. MARK E. KEENUM
President
(Mississippi State, '84)



DR. STEVE TURNER
Faculty Representative
(Mercer, '75)



SCOTT STRICKLIN
Athletics Director
(Mississippi State, '92)



DAN MULLEN
Head Football Coach
(Ursinas, '94)

DAN MULLEN



HOMETOWN:

Manchester, N.H.

ALMA MATER:

Ursinus (1994)

PLAYING CAREER:

Ursinus College,
Tight End, 1990-93.

COACHING

EXPERIENCE:

Wagner Wide Receivers Coach (1994-95); Columbia Wide Receivers Coach (1996-97); Syracuse Graduate Assistant Offense (1998); Notre Dame Graduate Assistant Offense (1999-2000); Bowling Green Quarterbacks Coach (2001-02); Utah Quarterbacks Coach (2003-04); Florida Offensive Coordinator/Quarterbacks Coach 2005-08; Mississippi State Head Coach 2009-present.

COACHING ACHIEVEMENTS: Has compiled 29 wins in first four seasons, taking Mississippi State to three-straight bowl games for the second time in school history ... Led the Bulldogs back-to-back bowl wins for the first time in more than a decade ... Became the first Bulldog head coach to win three-straight Egg Bowls against Ole Miss since Allyn McKeen won four straight from 1939-42 ... Has coached five All-Americans, 12 All-SEC and nine freshmen All-SEC selections in the past four years ... Led the Bulldogs to four of the five most productive offensive seasons (total yards) in school history.

BORN: April 27, 1972

WIFE: Megan

CHILDREN: Cannon and Breelyn Elisabeth

YEAR-BY-YEAR

Year	School	Conf.	Pct.	All	Pct.	Bowl
2009	Miss. State	3-5	.375	5-7	.417	
2010	Miss. State	4-4	.500	9-4	.692	Gator
2011	Miss. State	2-6	.250	7-6	.538	Music City
2012	Miss. State	4-4	.500	8-5	.615	Gator
TOTALS		13-19	.406	29-22	.569	4 Years
BOWL RECORD:		2-1	.500			

ASSISTANT COACHES

GEOFF COLLINS (Western Carolina, 1994) – Defensive Coordinator/Linebackers – 3rd Year

BILLY GONZALES (Colorado State, 1994) – Wide Receivers – 1st Year

JOHN HEVESY (Maine, 1994) – Offensive Line/Running Game Coordinator – 5th Year

TONY HUGHES (Southern Miss, 1980) – Asst. Head Coach/ Recruiting Coordinator/Safeties – 5th Year

LES KEONNING (Texas, 1981) – Offensive Coordinator/ Quarterbacks – 5th Year

GREG KNOX (Northeastern State, 1986) – Running Backs – 5th Year

SCOTT SALLACH (Ursinus, 1994) – Tight Ends – 5th Year

DESHEA TOWNSEND (Alabama, 1997) – Cornerbacks – 1st Year

DAVID TURNER (Davidson, 1985) – Defensive Line – 1st Year

SUPPORT STAFF

MATT BALIS (Northern Illinois, 1996) – Head Strength and Conditioning Coach

JON CLARK (Bowling Green, 2002) – Director of Football Operations

ROCKEY FELKER (Mississippi State, 1975) – Director of Player Personnel and High School Relations

JUSTIN GREMLION (Southeastern Louisiana, 2004) – Head Football Athletic Trainer



MISSISSIPPI STATE

ALABAMA • ARKANSAS • AUBURN • FLORIDA • GEORGIA • KENTUCKY • LSU • OLE MISS

RETURNING OFFENSIVE STARTERS

No.	Name	POS	CLASS	HT	WT	EXP	Hometown/Last School
75	Blaine Clausell	OT	Jr.	6-7	305	2L	Mobile, Ala./Baker HS
63	Dillon Day	C	Jr.	6-4	285	2L	West Monroe, La./West Monroe HS
61	Gabe Jackson	OG	Sr.	6-4	310	3L	Liberty, Miss./Amite County HS
27	LaDarius Perkins	RB	Sr.	5-10	190	3L	Greenville, Miss./St. Joseph HS
17	Tyler Russell	QB	Sr.	6-4	220	3L	Meridian, Miss./Meridian HS
77	Charles Siddoway	OT	Sr.	6-7	300	1L	Eugene, Ore./Butte College

RETURNING DEFENSIVE STARTERS

No.	Name	POS	CLASS	HT	WT	EXP	Hometown/Last School
90	Denico Autry	DE	Sr.	6-5	255	1L	Albermarle, N.C./East Mississippi CC
92	Kaleb Eulls	DE	Jr.	6-4	280	2L	Yazoo City, Miss./Yazoo County HS
50	Benardrick McKinney	LB	So.	6-5	235	1L	Tunica, Miss./Rosa Fort HS
51	Deonte Skinner	LB	Sr.	6-2	235	3L	Macon, Miss./Noxubee County HS
22	Matt Wells	LB	Jr.	6-2	215	2L	Monticello, Miss./Lawrence County
5	Nickoe Whitley	S	Sr.	6-1	200	3L	Jackson, Miss./Provine HS

STARTERS LOST

Name	POS	CLASS	HT	WT
Johnthan Banks	DB	Sr.	6-2	185
Corey Broomfield	DB	Sr.	5-10	180
Chad Bumphis	WR	Sr.	5-11	200
Dewayne Cherrington	DT	Sr.	6-3	335
Josh Boyd	DT	Sr.	6-3	300
Arceto Clark	WR	Sr.	5-10	180
Marcus Green	TE	Sr.	6-1	240
Sylvester Hemphill	FB	Sr.	5-11	235
Cameron Lawrence	LB	Sr.	6-3	230
Chris Smith	WR	Sr.	6-2	210
Tobias Smith	OG	Sr.	6-3	305
Darius Slay	DB	Sr.	6-1	190

RETURNING STATISTICAL LEADERS

RUSHING:	ATT	YDS	AVG	TDS
LaDarius Perkins	205	1,024	4.9	8

PASSING:	ATT	COMP	INT	TDS	YDS	PCT
Tyler Russell	394	231	10	24	2,897	.586

RECEIVING:	REC	YARDS	AVG	AVG/GAME	TDS
Robert Johnson	17	164	9.6	12.6	2
Jameon Lewis	10	108	10.8	8.3	0

TACKLES:	TOTAL	SOLO	ASST	INT	SACKS	TFL
Benardrick McKinney	102	45	57	0	1.0	4.5
Nickoe Whitley	88	50	38	3	0.0	3.5

MISSISSIPPI STATE Team Information

BASIC OFFENSE: Spread/Multiple
BASIC DEFENSE: Multiple 4-3

LETTERMEN RETURNING: 43

OFFENSE: 19
DEFENSE: 22
SPECIALTY: 2

LETTERMEN LOST: 24

OFFENSE: 13
DEFENSE: 9
SPECIALTY: 2

STARTERS RETURNING: 14

OFFENSE: 6
DEFENSE: 6
SPECIALTY: 2

STARTERS LOST: 10

OFFENSE: 5
DEFENSE: 5
SPECIALTY: 0

NOTE: Specialists include punter and place-kicker only.

2012 RESULTS

8-5 Overall • 4-4 SEC

Home: 6-1 Away: 2-3 Neutral: 0-1 vs. Division: 2-4 vs. Top 25: 0-4

Sept. 1	[rv/rv]	JACKSON STATE [TV: 6-9-10]	W	56-9	55,082
Sept. 8	[rv/rv]	AUBURN (rv/rv) [TV: 2-6]	W	28-10	56,111
Sept. 15	[rv/rv]	at Troy [TV: 6]	W	30-24	29,013
Sept. 22	[23/23]	SOUTH ALABAMA [TV: 6-10-11]	W	30-10	55,186
Oct. 6	[20/19]	at Kentucky [TV: 5-6-10]	W	27-14	49,498
Oct. 13	[19/18]	TENNESSEE (rv/-) [TV: 3-6]	W	41-31	57,831
Oct. 20	[15/16]	MIDDLE TENNESSEE [TV: 3-6]	W	45-3	55,108
Oct. 27	[13/12]	at Alabama (1/1) [TV: 2-6]	L	7-38	101,821
Nov. 3	[17/18]	TEXAS A&M (16/16) [TV: 2-6]	L	13-38	55,240
Nov. 10	[22/23]	at LSU (9/9) [TV: 2-6]	L	17-37	92,831
Nov. 17	[rv/rv]	ARKANSAS [TV: 5-6-10]	W	45-14	54,838
Nov. 24	[25/24]	at Ole Miss [TV: 4]	L	24-41	61,005
Jan. 1	[rv/rv]	vs. Northwestern (21/17) [TV: 3] TaxSlayer.com Gator Bowl • Jacksonville, Fla.	L	20-34	48,612



All-Star Candidates

GABE JACKSON


Senior • OG • 6-4 • 310 • Liberty, Miss.



- Named Preseason All-American by Phil Steele (Second Team) and Athlon Sports (Third Team), while garnering First-Team All-SEC honors by both publications.
- Projected by several publications as the top offensive guard prospect in the 2014 NFL Draft.
- A member of the All-SEC team during his first three years on campus.
- Three-year starter at left guard blocking for back-to-back 1,000-yard rushers.

TYLER RUSSELL

Senior • QB • 6-4 • 220 • Meridian, Miss.



- In possession of nine Bulldog quarterback records after just one year as a starter, breaking single season numbers in passing yards, completions, passing yards per game, pass attempts, touchdowns, 200-yard passing games, TDs responsible for, total offense and consecutive passes without an interception (tied).
- SEC Player of the Week twice in 2012 (Auburn and Arkansas), becoming the first Bulldog quarterback to earn the honor in over 20 years (Sleepy Robinson, 1991).
- Enters the 2013 season just one touchdown away from the school record.

LADARIUS PERKINS

Senior • RB • 5-10 • 190 • Greenville, Miss.



- Named second team All-SEC running back by Phil Steele and the Birmingham News.
- Second team All-SEC selection following his junior season by the Associated Press and ESPN.com.
- Became the ninth Bulldog running back to rush for over 1,000 yards last season, finishing with 1,024 rushing yards and eight touchdowns.
- 145 rushing yards shy of top-10 status among MSU running backs all time.
- Currently stands sixth all-time at MSU with 3,463 all-purpose yards.

BENARDRICK MCKINNEY

Sophomore • LB • 6-5 • 235 • Tunica, Miss.



- Selected to Phil Steele's All-SEC Second Team prior to the 2013 season.
- Made his debut at MSU as a redshirt freshman finishing second on the team and sixth in the SEC in total tackles (102).
- Named First-Team Freshman All-American by CBSSports.com, FOXSportsNext, Phil Steele and CollegeFootballNews.com, while also earning Freshman All-SEC honors selected by the league coaches.
- Tabbed as the eighth craziest athlete in college football by Bruce Feldman of CBSSports.com.



MISSISSIPPI STATE

ALABAMA • ARKANSAS • AUBURN • FLORIDA • GEORGIA • KENTUCKY • LSU • OLE MISS

2013 Roster

No.	Name	POS	HT	WT	CL	EXP	Hometown
94	Nelson Adams	DL	6-3	295	RFr.	RS	Brandon, Miss.
29	Quadry Antoine	DB	5-10	215	RFr.	RS	Belle Chasse, LA
38	Dee Arrington	DB	6-1	220	Jr.	2L	Wiggins, Miss.
90	Denico Autry	DL	6-6	265	Sr.	1L	Albemarle, N.C.
37	James Baldwin	DB	5-10	195	So.	SQ	Birmingham, Ala.
32	Brandyn Bartlett	DB	5-11	195	RFr.	RS	Dacula, Ga.
66	Ben Beckwith	OL	6-3	305	Jr.	2L	Benton, Miss.
40	Devon Bell	K	6-2	195	So.	1L	Vicksburg, Miss.
52	Ferlando Bohanna	LB	6-0	225	Jr.	2L	Memphis, Tenn.
88	Hunter Bradley	TE	6-3	235	Fr.	HS	Collierville, Tenn.
39	Richie Brown	LB	6-2	235	RFr.	RS	Long Beach, Miss.
42	Beniquez Brown	LB	6-1	225	RFr.	RS	Florence, Ala.
48	Ryan Brown	DL	6-6	260	So.	1L	New Orleans, La.
86	Fred Brown	WR	6-1	185	RFr.	RS	Jackson, Miss.
23	Taveze Calhoun	DB	6-1	180	So.	1L	Morton, Miss.
71	Cole Carter	OL	6-6	290	RFr.	RS	Caledonia, Miss.
72	Winston Chapman	SN	6-2	235	So.	SQ	Fairhope, Ala.
84	Jeremy Chappelle	WR	6-3	210	Jr.	Tr.	Tyler, Texas
80	Shelby Christy	WR	6-3	190	Fr.	HS	Geismar, La.
75	Blaine Clausell	OL	6-7	310	Jr.	2L	Mobile, Ala.
60	Jamaal Clayborn	OL	6-4	315	Fr.	HS	Jackson, Miss.
31	Tolando Cleveland	DB	6-0	170	Fr.	HS	Powder Springs, Ga.
33	Kivon Coman	DB	6-3	195	Fr.	HS	Sheffield, Ala.
9	Sam Cowart	ATH	6-1	210	Jr.	SQ	Magee, Miss.
9	Justin Cox	DB	6-3	195	Jr.	Tr.	West Point, Miss.
22	Josh Creekmore	RB	5-6	185	RFr.	RS	New Albany, Miss.
79	Hunter Cunningham	OL	6-4	320	So.	SQ	Maben, Miss.
49	Torrey Dale	DL	6-6	250	RFr.	RS	Kenner, La.
63	Dillon Day	OL	6-4	300	Jr.	2L	West Monroe, La.
62	Devon Desper	OL	6-3	300	RFr.	RS	Madison, Miss.
42	Taylor Earhart	K	6-1	180	Sr.	SQ	Olive Branch, Miss.
92	Kaleb Eulls	DL	6-4	290	Jr.	2L	Yazoo City, Miss.
24	Deontay Evans	DB	5-10	210	RFr.	RS	McComb, Miss.
54	Quay Evans	DL	6-3	310	So.	1L	Morton, Miss. (Morton)
74	Kent Flowers	OL	6-5	300	Fr.	HS	Hollandale, Miss.
7	Nick Griffin	RB	6-0	225	Jr.	2L	New Augusta, Miss.
87	B.J. Hammond	WR	6-4	215	Fr.	HS	Gadsden, Ala.
46	Dezmond Harris	LB	6-4	220	Fr.	HS	McCalla, Ala.
99	John Harris	DL	6-5	235	So.	SQ	Boynton Beach, Fla.
56	Corvell Harrison-Gay	DL	6-3	265	Sr.	1L	Laurel, Miss.
18	Brandon Hill	TE	6-2	240	Jr.	2L	Columbus, Miss.
39	Michael Hodges	WR	5-10	195	RFr.	RS	Aberdeen, Miss.
55	Dylan Holley	OL	6-3	290	Sr.	1L	D'lberville, Miss.
10	Brandon Holloway	ATH	5-8	165	RFr.	RS	Tampa, Fla.
44	Christian Holmes	TE	6-1	220	So.	2L	Puckett, Miss.
3	Jay Hughes	DB	5-11	195	Jr.	2L	Hattiesburg, Miss.
8	Zachary Jackson	LB	6-2	215	So.	1L	Heidelberg, Miss.
61	Gabe Jackson	OL	6-4	335	Sr.	3L	Liberty, Miss.
88	Nick James	DL	6-5	345	So.	1L	Long Beach, Miss.
47	A.J. Jefferson	DL	6-3	260	RFr.	RS	Summit, Miss.

No.	Name	POS	HT	WT	CL	EXP	Hometown
13	Cedric Jiles	DB	5-10	180	So.	SQ	Clinton, Miss.
6	Malcolm Johnson	TE	6-2	235	Jr.	2L	Tuscaloosa, Ala.
12	Robert Johnson	WR	6-1	225	Jr.	2L	Hattiesburg, Miss.
89	Chris Jones	DL	6-5	250	Fr.	HS	Houston, Texas
93	P.J. Jones	DL	6-3	295	Jr.	2L	Tupelo, Miss.
69	Rodney Lacy	DL	5-11	290	RFr.	RS	Birmingham, Ala.
4	Jameon Lewis	WR	5-9	195	Jr.	2L	Tylertown, Miss.
5	Jamerson Love	DB	5-10	175	Jr.	2L	Aberdeen, Miss.
70	Justin Malone	OL	6-7	320	So.	1L	Madison, Miss.
26	Kendrick Market	DB	5-10	190	So.	1L	Batesville, Miss.
41	Rishunn McCaleb	DB	6-3	200	Sr.	SQ	Indianola, Miss.
74	Daniel McCray	OL	6-0	250	Jr.	SQ	Center Point, Ala.
50	Benardrick McKinney	LB	6-5	235	So.	1L	Tunica, Miss.
31	Tyrell Miller	DB	5-9	175	So.	SQ	Hampton, Va.
28	Derrick Milton	RB	6-0	210	So.	1L	Pineville, La.
39	Mike Mordecai	P	6-3	195	RFr.	RS	Madison, Miss.
16	Joe Morrow	WR	6-4	210	So.	SQ	Ocean Springs, Miss.
43	Ivan Muniz	LB	6-1	220	Jr.	SQ	Houston, Texas
59	Archie Muniz	OL	6-5	300	Jr.	2L	Houston, Texas
30	Gabe Myles	ATH	6-0	180	Fr.	HS	Starkville, Miss.
27	LaDarius Perkins	RB	5-10	195	Sr.	3L	Greenville, Miss.
15	Dak Prescott	QB	6-2	230	So.	1L	Haughton, La.
2	Will Redmond	DB	6-0	190	So.	SQ	Memphis, Tenn.
34	Josh Robinson	RB	5-9	225	So.	1L	Franklinton, La.
78	Damien Robinson	OL	6-8	335	Jr.	2L	Olive Branch, Miss.
83	Fred Ross	WR	6-2	185	Fr.	HS	Tyler, Texas
17	Tyler Russell	QB	6-4	220	Sr.	3L	Meridian, Miss.
85	Artimus Samuel	TE	6-2	260	Fr.	HS	Columbus, Ga.
58	Justin Senior	OL	6-5	300	RFr.	RS	Montreal, Quebec
32	Ashton Shumpert	RB	6-2	215	Fr.	HS	Fulton, Miss.
77	Charles Siddoway	OL	6-7	305	Sr.	1L	Eugene, Ore.
11	Deontae Skinner	LB	6-2	250	Sr.	3L	Macon, Miss.
91	Preston Smith	DL	6-6	255	Jr.	2L	Stone Mountain, Ga.
40	Evan Sobiesk	K	5-8	180	RFr.	RS	Hattiesburg, Miss.
72	Patrick Sparkman	OL	6-4	285	Sr.	SQ	Walnut Grove, Miss.
41	Baker Swedenburg	P	6-0	205	Sr.	2L	Columbus, Miss.
76	Jake Thomas	OL	6-5	300	Fr.	HS	Columbus, Miss.
73	Paul Thompson	OL	6-3	275	Jr.	SQ	Madison, N.J.
98	Curtis Virges	DL	6-3	315	Jr.	2L	West Point, Miss.
19	Gus Walley	TE	6-4	245	RFr.	RS	Richton, Miss.
28	DeAndre Ward	LB	6-0	205	RFr.	RS	Wetumpka, Ala.
82	Rufus Warren	TE	6-7	265	So.	SQ	Indianola, Miss.
95	Jordan Washington	DL	6-2	290	RFr.	RS	Sugar Hill, Ga.
22	Matthew Wells	LB	6-2	215	Jr.	2L	Monticello, Miss.
35	Brandon Wells	ATH	6-2	180	Fr.	HS	Bogue Chitto, Miss.
57	Bailey West	SN	6-1	205	Jr.	SQ	Hollandale, Miss.
1	Nickoe Whitley	DB	6-1	205	Sr.	3L	Jackson, Miss.
8	Damian Williams	QB	6-1	215	Fr.	HS	Metairie, La.
81	De'Runnya Wilson	WR	6-5	215	Fr.	HS	Birmingham, Ala.

MISSISSIPPI STATE



MISSISSIPPI STATE • MISSOURI • SOUTH CAROLINA • TENNESSEE • TEXAS A&M • VANDERBILT

Year-By-Year Records

Year	Coach	SEC	SEC Finish	Overall	Bowls
1895	W.M. Matthews			0-2	
1896	J.B. Hildebrand			0-4	
1901	L.B. Harvey			2-2-1	
1902	L. Gwin			1-4-1	
1903	Dan Martin			3-0-2	
1904	Dan Martin			2-5	
1905	Dan Martin			3-4	
1906	Dan Martin			2-2-1	
1907	Fred Furman			6-3	
1908	Fred Furman			3-4	
1909	W.D. Chadwick			5-4	
1910	W.D. Chadwick			7-2	
1911	W.D. Chadwick			7-2-1	
1912	W.D. Chadwick			4-3	
1913	W.D. Chadwick			6-1-1	
1914	E.C. Hayes			6-2	
1915	E.C. Hayes			5-2-1	
1916	E.C. Hayes			4-4-1	
1917	Sid Robinson			6-1	
1918	Sid Robinson			3-2	
1919	Sid Robinson			6-2	
1920	Fred Holtkamp			5-3	
1921	Fred Holtkamp			4-4-1	
1922	Dudy Noble			3-4-2	
1923	Earl Able			5-2-2	
1924	Earl Able			5-4	
1925	Bernie Bierman			3-4-1	
1926	Bernie Bierman			5-4	
1927	J.W. Hancock			5-3	
1928	J.W. Hancock			2-4-2	
1929	J.W. Hancock			1-5-2	
1930	Chris Cagle			2-7	
1931	Ray Dauber			2-6	
1932	Ray Dauber			3-5	
1933	Ross McKechnie	1-5-1	12	3-6-1	-
1934	Ross McKechnie	0-5	11†	4-6	-
1935	Ralph Sasse	2-3	9†	8-3	-
1936	Ralph Sasse	3-2	5	7-3-1	Orange
1937	Ralph Sasse	3-2	5	5-4-1	-
1938	Emerson "Spike" Nelson	1-4	11	4-6	-
1939	Allyn McKeen	3-2	4	8-2	Orange
1940	Allyn McKeen	4-0-1	2	10-0-1	-
1941	Allyn McKeen	4-0-1	1	8-1-1	-
1942	Allyn McKeen	5-2	4	8-2	-
1943	NO TEAM				
1944	Allyn McKeen	3-2	5	6-2	-
1945	Allyn McKeen	2-3	7†	6-3	-
1946	Allyn McKeen	3-2	5	8-2	-
1947	Allyn McKeen	2-2	4†	7-3	-
1948	Allyn McKeen	3-3	6†	4-4-1	-
1949	Arthur "Slick" Morton	0-6	12	0-8-1	-
1950	Arthur "Slick" Morton	3-4	7†	4-5	-
1951	Arthur "Slick" Morton	2-5	11	4-5	-
1952	Murray Warmath	3-4	7	5-4	-
1953	Murray Warmath	3-1-3	5†	5-2-3	-
1954	Darrell Royal	3-3	6†	6-4	-
1955	Darrell Royal	4-4	6†	6-4	-
1956	Wade Walker	2-5	8†	4-6	-
1957	Wade Walker	4-2-1	3†	6-2-1	-
1958	Wade Walker	1-6	12	3-6	-
1959	Wade Walker	0-7	12	2-7	-
1960	Wade Walker	0-5-1	11	2-6-1	-
1961	Wade Walker	1-5	10†	5-5	-
1962	Paul Davis	2-5	9	3-6	-
1963	Paul Davis	4-1-2	4	7-2-2	Liberty
1964	Paul Davis	2-5	8	4-6	-
1965	Paul Davis	1-5	9†	4-6	-
1966	Paul Davis	0-6	9†	2-8	-

Year	Coach	SEC	SEC Finish	Overall	Bowls
1967	Charley Shira	0-6	9†	1-9	-
1968	Charley Shira	0-4-2	9	0-8-2	-
1969	Charley Shira	0-5	10	3-7	-
1970	Charley Shira	3-4	7†	6-5	-
1971	Charley Shira	1-7	10	2-9	-
1972	Charley Shira	1-6	9	4-7	-
1973	Bob Tyler	2-5	8†	4-5-2	-
1974	Bob Tyler	3-3	4†	9-3	Sun
1975	Bob Tyler	*0-6	9†	*2-9	-
1976	Bob Tyler	*0-6	9†	*0-11	-
1977	Bob Tyler	*0-6	9†	*0-11	-
1978	Bob Tyler	2-4	7†	6-5	-
1979	Emory Bellard	2-4	8	3-8	-
1980	Emory Bellard	5-1	2†	9-3	Sun
1981	Emory Bellard	4-2	3	8-4	Hall of Fame
1982	Emory Bellard	2-4	8	5-6	-
1983	Emory Bellard	1-5	8	3-8	-
1984	Emory Bellard	1-5	9†	4-7	-
1985	Emory Bellard	0-6	9	5-6	-
1986	Rockey Felker	2-4	7†	6-5	-
1987	Rockey Felker	1-5	7†	4-7	-
1988	Rockey Felker	0-7	10	1-10	-
1989	Rockey Felker	1-6	9	5-6	-
1990	Rockey Felker	1-6	8	5-6	-
1991	Jackie Sherrill	4-3	4†	7-5	Liberty
1992	Jackie Sherrill	4-4	3-W	7-5	Peach
1993	Jackie Sherrill	#3-4-1	5-W	#4-5-2	-
1994	Jackie Sherrill	5-3	2-W	8-4	Peach
1995	Jackie Sherrill	1-7	4-W	3-8	-
1996	Jackie Sherrill	3-5	4-W	5-6	-
1997	Jackie Sherrill	4-4	T3-W	7-4	-
1998	Jackie Sherrill	6-2	T1-W	8-5	Cotton
1999	Jackie Sherrill	6-2	2-W	10-2	Peach
2000	Jackie Sherrill	4-4	T3-W	8-4	Independence
2001	Jackie Sherrill	2-6	6-W	3-8	-
2002	Jackie Sherrill	0-8	5-W	3-9	-
2003	Jackie Sherrill	1-7	5-W	2-10	-
2004	Sylvester Croom	2-6	6-W	3-8	-
2005	Sylvester Croom	1-7	T5-W	3-8	-
2006	Sylvester Croom	1-7	T5-W	3-9	-
2007	Sylvester Croom	4-4	T3-W	8-5	Liberty
2008	Sylvester Croom	2-6	T4-W	4-8	-
2009	Dan Mullen	3-5	T4-W	5-7	-
2010	Dan Mullen	4-4	5-W	9-4	Gator
2011	Dan Mullen	2-6	5-W	7-6	Music City
2012	Dan Mullen	4-4	4-W	8-5	Gator

*Includes forfeits imposed on Mississippi State by NCAA & SEC

#Includes game forfeited to Mississippi State

BOWL RESULTS (9-7)

Bowl	Opponent	Result	Date
Orange	Duquesne	L 12-13	1-1-37
Orange	Georgetown	W 14-7	1-1-41
Liberty	North Carolina State	W 16-12	12-21-63
Sun	North Carolina	W 26-24	12-28-74
Sun	Nebraska	L 17-31	12-27-80
Hall of Fame	Kansas	W 10-0	12-31-81
Liberty	Air Force	L 15-38	12-29-91
Peach	North Carolina	L 17-21	1-2-93
Peach	North Carolina State	L 24-28	1-1-95
Cotton	Texas	L 11-38	1-1-99
Peach	Clemson	W 17-7	12-30-99
Independence	Texas A&M	W 43-41 (OT)	12-31-00
Liberty	Central Florida	W 10-3	12-29-07
Gator	Michigan	W 52-14	1-1-11
Music City	Wake Forest	W 23-17	12-30-11
Gator	Northwestern	L 20-34	1-1-13



MISSOURI

ALABAMA • ARKANSAS • AUBURN • FLORIDA • GEORGIA • KENTUCKY • LSU • OLE MISS



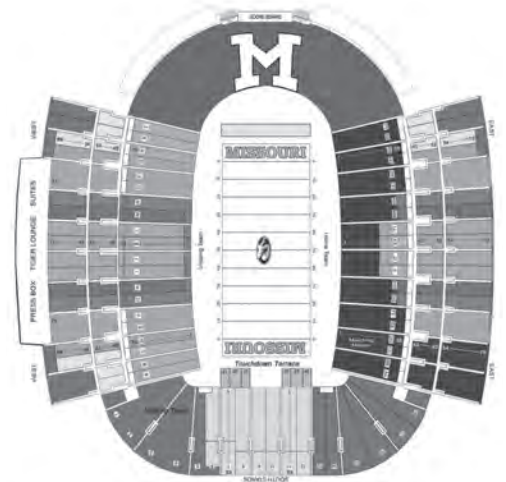
2013 SCHEDULE

Aug. 31	MURRAY STATE	Mizzou leads 1-0
Sept. 7	TOLEDO	First Meeting
Sept. 21	at Indiana	Indiana leads 6-2-2
Sept. 28	ARKANSAS STATE	Mizzou leads 2-0
Oct. 5	at Vanderbilt*	Tied 2-2-1
Oct. 12	at Georgia*	UGA leads 2-0
Oct. 19	FLORIDA*	Tied 1-1
Oct. 26	SOUTH CAROLINA* (HC)	Mizzou leads 2-1
Nov. 2	TENNESSEE*	Mizzou leads 1-0
Nov. 9	at Kentucky*	UK leads 2-1
Nov. 23	at Ole Miss*	Mizzou leads 5-1
Nov. 30	TEXAS A&M*	A&M leads 8-5

University of Missouri Tiger Quick Facts

LOCATION: Columbia, Missouri
FOUNDED: 1839
ENROLLMENT: 34,748
NICKNAME: Tigers
COLORS: Old Gold and Black
STADIUM: Faurot Field/Memorial Stadium (71,004)
PLAYING SURFACE: Artificial (Field Turf)
FIRST GAME: Oct. 20, 1890 – Missouri 22, Picked Team 6
HOME RECORD: (at Memorial Stadium, opened in 1926) 265-172-20 (.602)
HOME ATTENDANCE: 472,333 (67,476 avg./95.03% capacity)

ALL-TIME RECORD: 631-530-52 (.542/1,214 games)
2012 RECORD: 5-7 (3-4 H, 2-3 A, 0-0 N, 2-4 vs. Eastern Division)
2012 SEC RECORD/FINISH: 2-6/5th SEC East
SEC CHAMPIONSHIPS: N/A
BOWL: N/A
BOWL APPEARANCES: 29
BOWL RECORD: 13-16 (.448)
LAST BOWL APPEARANCE: AdvoCare V100 Independence Bowl, Shreveport, La. (defeated North Carolina, 41-24, Dec. 26, 2011)



DR. BRADY J. DEATON
Chancellor
(Kentucky, '66)



LORI FRANZ
Faculty Representative
(Nebraska, '68)



MICHAEL F. ALDEN
Athletics Director
(Evansville, '80)



GARY PINKEL
Head Football Coach
(Kent, '75)

GARY PINKEL



HOMETOWN:
Akron, Ohio

ALMA MATER: Kent (1975)

PLAYING CAREER:

Tight End at Kent State, 1971-73 (Associated Press Hon. Men. All-American in 1973)

COACHING EXPERIENCE: 21 seasons as head coach

COACHING ACHIEVEMENTS: MAC Champion – 1995;
MAC West Division Champion – 1997, 1998, 2000;
Big 12 North Division Champion – 2007, 2008, 2010;
Named FieldTurf National Coach of the Year in 2007

BORN: April 27, 1952

YEAR-BY-YEAR

Year	School	Conf.	Pct.	All	Pct.	Bowl
1991	Toledo	4-3-1	.500	5-5-1	.563	
1992	Toledo	5-3	.727	8-3	.625	
1993	Toledo	3-5	.364	4-7	.375	
1994	Toledo	4-3-1	.591	6-4-1	.563	
1995	Toledo	7-0-1	.958	11-0-1	.938	Las Vegas
1996	Toledo	6-2	.636	7-4	.750	
1997	Toledo	7-1	.750	9-3	.875	
1998	Toledo	6-2	.583	7-5	.750	
1999	Toledo	5-3	.545	6-5	.625	
2000	Toledo	6-1	.909	10-1	.857	
2001	Missouri	3-5	.363	4-7	.375	
2002	Missouri	2-6	.417	5-7	.250	
2003	Missouri	4-4	.615	8-5	.500	Independence
2004	Missouri	3-5	.455	5-6	.375	
2005	Missouri	4-4	.583	7-5	.500	Independence
2006	Missouri	4-4	.615	8-5	.500	Sun
2007	Missouri	7-1	.857	12-2	.875	Cotton
2008	Missouri	5-3	.714	10-4	.625	Alamo
2009	Missouri	4-4	.615	8-5	.500	Texas
2010	Missouri	6-2	.833	10-2	.750	Insight
2011	Missouri	5-4	.583	8-5	.556	Independence
2012	Missouri	2-6	.250	5-7	.417	
TOTALS		102-71-3	.588	163-98-3	.623	22 Years
Missouri Record		49-48	.505	90-60	.600	12 Years
Toledo Record		53-23-3	.689	73-37-3	.646	10 Years
BOWL RECORD:		5-4	.556			

ASSISTANT COACHES

CORNELL FORD (Toledo, 1991) – Cornerbacks – 13th Year

ALEX GRINCH (Mount Union, 2002) – Safeties – 2nd Year

JOSH HENSON (Oklahoma State, 1998) – OC/Co-Off. Line – 5th Year

ANDY HILL (Missouri, 1985) – Quarterbacks – 18th Year

BRIAN JONES (Connecticut, 1980) – Running Backs – 13th Year

CRAIG KULIGOWSKI (Toledo, 1991) – Def. Line – 13th Year

DAVE STECKEL (Kutztown, 1982) – Def. Coordinator/Linebackers – 13th Year

BRUCE WALKER (Central. Washington 1983) – Co-Off. Line – 13th Year

PAT WASHINGTON (Auburn, 1985) – Receivers – 1st Year

SUPPORT STAFF

DAN HOPKINS (Missouri, 2004) – Director of Football Operations

KATHRYN LUCCHESI (Missouri, 2009) – Director of Football Multimedia

NICK OTTERBACHER (Toledo, 2002) – Director of Football Recruiting



MISSOURI

ALABAMA • ARKANSAS • AUBURN • FLORIDA • GEORGIA • KENTUCKY • LSU • OLE MISS

RETURNING OFFENSIVE STARTERS

No.	Name	POS	CLASS	HT	WT	EXP	Hometown/Last School
77	Evan Boehm	OL	So.	6-3	315	1L	Lee's Summit, Mo. (West HS)
68	Justin Britt	OL	Sr.	6-6	315	3L	Lebanon, Mo. (HS)
61	Max Copeland	OL	Sr.	6-3	295	1L	Billings, Mont. (West HS)
1	James Franklin	QB	Sr.	6-2	230	2L	Corinth, Texas (Lake Dallas HS)
85	Marcus Lucas	WR	Sr.	6-5	220	3L	Liberty, Mo. (HS)
65	Mitch Morse	OL	Jr.	6-5	305	2L	Austin, Texas (St. Michael's Academy)
2	L'Damian Washington	WR	Sr.	6-4	200	3L	Shreveport, La. (Green Oaks HS)
81	Eric Waters	TE	Sr.	6-4	240	3L	Mansfield, Texas (Summitt HS)

RETURNING DEFENSIVE STARTERS

No.	Name	POS	CLASS	HT	WT	EXP	Hometown/Last School
47	Kony Ealy	DL	Jr.	6-5	275	2L	New Madrid, Mo. (HS)
31	E.J. Gaines	CB	Sr.	5-10	195	3L	Independence, Mo. (Fort Osage HS)
89	Matt Hoch	DL	Jr.	6-5	295	2L	Harlan, Iowa (HS)
52	Michael Sam	DL	Sr.	6-3	255	3L	Hitchcock, Texas (HS)
9	Braylon Webb	FS	Jr.	6-0	205	2L	Gilmer, Texas (HS)
48	Andrew Wilson	LB	Sr.	6-3	235	3L	Peculiar, Mo. (Ray-Pec HS)

STARTERS LOST

Name	POS	CLASS	HT	WT
Elvis Fisher	OL	Sr.	6-5	295
Kendial Lawrence	TB	Sr.	5-9	195
T.J. Moe	WR	Sr.	6-0	200
Will Ebner	LB	Sr.	6-0	230
Kip Edwards	CB	Sr.	6-1	200
Zaviar Gooden	LB	Sr.	6-2	230
Sheldon Richardson	DL	Jr.	6-4	295
Kenronte Walker	SS	Sr.	6-0	210

RETURNING STATISTICAL LEADERS

RUSHING:							
	GP-GS	ATT	YDS	AVG	TDS		
Henry Josey**	10-8	145	1168	8.1	9	**(2011 statistics)	
Marcus Murphy	12-0	46	251	5.5	1		
Russell Hansbrough	9-0	37	139	3.8	0		
James Franklin	9-8	88	122	1.4	0		
Corbin Berkstresser	10-4	53	56	1.1	3		
PASSING:							
	GP-GS	COMP	ATT	PCT	YDS.	INT	TDS
James Franklin	9-8	139	234	.594	1562	7	10
Corbin Berkstresser	10-4	88	177	.497	1059	7	5
RECEIVING:							
	GP-GS	REC	YDS	AVG	AVG/G	TDS	
Marcus Lucas	12-6	46	509	11.1	42.4	3	
Dorial Green-Beckham	11-1	28	395	14.1	35.9	5	
L'Damian Washington	12-12	25	443	17.7	36.9	2	
Jimmie Hunt	12-0	11	199	18.1	16.6	3	
Bud Sasser	12-6	10	231	23.1	19.2	1	
DEFENSE:							
	GP-GS	SOLO	ASST	TOTAL	INT/YDS	SACKS/YDS	TFL/YDS
Andrew Wilson	12-11	44	35	79	0-0	0.5-2	2.5-4
E.J. Gaines	12-12	58	16	74	1-0	0-0	7.0-19
Braylon Webb	12-12	36	28	64	0-0	0-0	1.5-3
Randy Ponder	12-2	29	16	45	1-11	0-0	3.5-7
Donovan Bonner	11-2	22	17	39	1-13	0-0	2.0-3
Kony Ealy	12-10	17	20	37	0-0	3.5-28	10.0-39
Matt Hoch	12-12	19	17	36	0-0	2.0-10	4.5-15
Matt White	12-0	15	8	23	0-0	0-0	0.5-2
Michael Sam	12-9	9	13	22	0-0	4.5-30	7.0-39

2012 RESULTS

5-7 Overall • 2-6 SEC

Home: 3-4 Away: 2-3 Neutral: 0-0 vs. Division: 2-4 vs. Top 25: 0-5

Sept. 1	[rv/rv]	SOUTHEASTERN LOUISIANA [TV: 6-10-11]	W	62-10	62,173
Sept. 8	[rv/rv]	GEORGIA (7/7) [TV: 3-6]	L	20-41	71,004
Sept. 15		ARIZONA STATE (rv/rv) [TV: 3-6]	W	24-20	71,004
Sept. 22	[rv/rv]	at South Carolina (7/8) [TV: 1]	L	10-31	80,836
Sept. 29		at Central Florida [TV: 9]	W	21-16	35,835
Oct. 6		VANDERBILT [TV: 6-9-10]	L	15-19	66,250
Oct. 13		ALABAMA (1/1) [TV: 1]	L	10-42	71,004
Oct. 27		KENTUCKY [TV: 4]	W	33-10	67,853
Nov. 3		at Florida (8/8) [TV: 3-6]	L	7-14	90,496
Nov. 10		at Tennessee [TV: 5-6-10]	W	51-48 (4 ot)	89,272
Nov. 17		SYRACUSE [TV: 4]	L	27-31	63,045
Nov. 24		at Texas A&M (9/10) [TV: 3-6]	L	29-59	87,222

MISSOURI Team Information

BASIC OFFENSE: Spread

BASIC DEFENSE: 4-3

LETTERMEN RETURNING: 39

OFFENSE: 18

DEFENSE: 20

SPECIALTY: 1

LETTERMEN LOST: 19

OFFENSE: 11

DEFENSE: 7

SPECIALTY: 1

STARTERS RETURNING: 14

OFFENSE: 8

DEFENSE: 6

SPECIALTY: 0

STARTERS LOST: 8

OFFENSE: 3

DEFENSE: 5

SPECIALTY: 0

NOTE: Specialists include punter and place-kicker only.

All-Star Candidates

JAMES FRANKLIN

Senior • QB • 6-2 • 230 • Corinth, Texas



- One of the top dual-threat QBs in the nation who is healthy after suffering an injury-plagued junior season...
- Has 4,533 passing yards (32 TDs) and 1,219 rushing yards (17 TDs) entering his third season as a starter...
- Threw for 4 TDs to lead Mizzou to historic comeback 4-OT win at Tennessee in 2012...
- Led Mizzou to 8 wins in his first year as a starter in 2011...

E.J. GAINES

Senior • CB • 5-10 • 195 • Independence, Mo.



- Among the top cover corners in the nation who will be pushing for national honors in 2013...
- Led Mizzou with 11 pass break ups in 2012...
- Closed 2012 with a 10-tackle, 2-pass break up performance at Texas A&M...
- Has 27 pass break ups over the last two seasons (16 in 2011)...

L'DAMIAN WASHINGTON

Senior • WR • 6-4 • 200 • Shreveport, La.



- Big-play threat wideout who caught 25 passes for 443 yards and 2 TDs in 2012...
- Got free for TDs of 74 yards at Texas A&M and 69 yards against Georgia...
- Added big games in 2012 vs. Alabama (4-72) and Syracuse (5-76)...
- Has 50 career receptions for 842 yards and 5 TDs in his previous three seasons...

ANDREW WILSON

Senior • LB • 6-3 • 235 • Peculiar, Mo.



- 2012 SEC Academic Honor Roll
- One of the hardest hitting linebackers in the nation who has led Mizzou in tackles the last two seasons...
- Had 79 tackles in 2012 and ranked among NCAA leaders all season with four forced fumbles...
- Broke up a 2-point conversion pass in the 3rd OT at Tennessee to prevent a Volunteer win...



MISSOURI

ALABAMA • ARKANSAS • AUBURN • FLORIDA • GEORGIA • KENTUCKY • LSU • OLE MISS

2013 Roster

No.	Name	POS	CL	HT	WT	Hometown
1	James Franklin**	QB	Sr.	6-2	230	Corinth, Texas
1	John Gibson	DB	RSFr.	5-11	185	Missouri City, Texas
2	Duron Singleton	DB	Jr.	6-1	210	New Orleans, La.
2	L'Damian Washington***	WR	Sr.	6-4	200	Shreveport, La.
3	Luke Jackson	PK	Fr.	6-0	170	Pensacola, Fla.
3	David Johnson	DB	So.	5-11	190	Spring, Texas
4	Daniel Easterly**	DB	Jr.	6-4	215	Detroit, Mich.
4	J'Mon Moore	WR	Fr.	6-3	185	Missouri City, Texas
5	Cortland Browning	S	So.	6-1	210	Tyler, Texas
5	James Driskell	WR	So.	5-11	175	McKinney, Texas
6	Marcus Murphy**	TB	Jr.	5-9	185	DeSoto, Texas
7	Maty Mauk	QB	RSFr.	6-1	200	Kenton, Ohio
7	Randy Ponder**	DB	Sr.	5-10	190	Edmond, Okla.
8	Donovan Bonner***	LB	Sr.	6-1	240	Dallas, Texas
8	Darius White	WR	Jr.	6-3	200	Fort Worth, Texas
9	Braylon Webb**	S	Jr.	6-0	205	Gilmer, Texas
9	Eddie Printz	QB	Fr.	6-3	210	Marietta, Ga.
10	Brock Bondurant	S	RSFr.	6-2	215	Memphis, Mo.
10	Kentrell* Brothers	LB	So.	6-1	235	Guthrie, Okla.
11	Trent Hosick	QB	Fr.	6-1	230	Kansas City, Mo.
11	Aarion Penton	DB	Fr.	5-10	185	St. Louis, Mo.
12	Darvin Ruise*	DB	Jr.	6-1	245	Jacksonville, Fla.
12	Preston Soper	PK	Fr.	5-11	175	Muskogee, Okla.
13	Corbin Berkstresser*	QB	So.	6-3	225	Lee's Summit, Mo.
13	Shaun Rupert	DB	Fr.	6-0	180	Montgomery, Ala.
14	Jaleel Clark***	WR	Sr.	6-4	220	Allentown, Pa.
15	Dorial Green-Beckham*	WR	So.	6-6	220	Springfield, Mo.
16	Levi Copelin	WR	RSFr.	6-2	185	Broken Arrow, Okla.
16	Eric Laurent	QB	RSFr.	6-3	205	Ballwin, Mo.
17	Sheldon Gerau	WR	So.	6-0	200	Columbia, Mo.
17	Matt White***	S	Sr.	6-0	195	Keller, Texas
18	Wesley Leftwich	WR	So.	6-1	195	Columbia, Mo.
19	Chaston Ward	S	RSFr.	6-1	205	Cleburne, Texas
20	Henry Josey**	TB	Jr.	5-10	190	Angleton, Texas
21	Bud Sasser*	WR	Jr.	6-2	210	Denton, Texas
21	Ian Simon*	S	So.	5-11	195	Mansfield, Texas
22	Anthony Sherrills	DB	Fr.	5-11	180	Kansas City, Mo.
22	David Sowell	DB	Fr.	5-10	185	Homewood, Ill.
24	Greg White	TB	Jr.	6-1	215	DeQueen, Ark.
25	Donavin Newsom	LB	RSFr.	6-2	230	St. Louis, Mo.
26	Jake Brents	WR	RSFr.	6-3	200	Springfield, Mo.
26	Xavier Smith**	DB	Jr.	5-11	185	Edmond, Okla.
28	Ernest Payton*	SS	So.	6-2	210	College Station, Texas
30	Michael Scherer	LB	RSFr.	6-3	235	St. Louis, Mo.
31	E.J. Gaines***	DB	Sr.	5-10	195	Independence, Mo.
32	Russell Hansbrough*	TB	So.	5-9	185	Arlington, Texas
33	Markus Golden*	DL	Jr.	6-3	255	St. Louis, Mo.
34	Joey Burkett	LB	Fr.	6-1	210	Jefferson City, Mo.
34	Jordan Wade	DB	Jr.	5-9	195	Lee's Summit, Mo.
35	Tyler Hunt	TB	So.	5-11	210	Westran, Mo.
35	Marcus Loud	DL	Fr.	6-4	255	Houston, Texas
36	Morgan Steward	TB	RSFr.	6-0	215	Kansas City, Mo.
38	Eric Biesel	LB	Fr.	6-2	240	Fenton, Mo.
38	Reid Swearingen	QB	RSFr.	6-3	190	Sedalia, Mo.
39	Miles Drummond	TB	RSFr.	5-11	215	Centralia, Mo.
40	Clarence Green	LB	So.	6-0	225	Clute, Texas
43	Cameron Chancey	WR	So.	6-0	180	Branson, Mo.
43	Michael Holt	LB	Fr.	6-1	210	Lee's Summit, Mo.

No.	Name	POS	CL	HT	WT	Hometown
45	Tyler Davis	DB	Sr.	6-0	200	Eldon, Mo.
46	Kyle Peasel	TE	Sr.	6-3	230	Troy, Mo.
47	Kony Ealy**	DL	Jr.	6-5	275	New Madrid, Mo.
48	Andrew Wilson***	LB	Sr.	6-3	235	Peculiar, Mo.
49	Denzel Martin	LB	Jr.	5-10	230	Ladue, Mo.
50	Evan Winston	DL	RSFr.	6-3	300	Muskegon Heights, Mich.
51	Stephen Carberry	OL	Jr.	6-4	300	Belleville, Ill.
52	Michael Sam***	DL	Sr.	6-3	255	Hitchcock, Texas
53	Christian Williams	TB	RSFr.	6-0	215	Lake Ozark, Mo.
54	Michael Brennan	LB	Sr.	6-2	235	Kahoka, Mo.
54	Nick Monaghan	OL	So.	6-2	245	Darien, Ill.
55	Brayden Burnett***	DL	Sr.	6-2	245	Southlake, Texas
56	Robert Luce	OL	Jr.	6-2	300	Dallas, Texas
56	Shane Ray*	DL	So.	6-3	245	Shawnee Mission, Kan.
57	Alec Abeln	OL	Fr.	6-3	280	St. Louis, Mo.
58	Ben Eskelson	DL	RSFr.	6-2	285	Ballwin, Mo.
59	Kyle Starke	OL	So.	6-4	310	Liberty, Mo.
60	Connor McGovern*	OL	So.	6-4	315	Fargo, N.D.
61	Max Copeland*	OL	Sr.	6-3	295	Billings, Mont.
62	Taylor Chappell	OL	So.	6-5	320	Canadian, Texas
63	Brad McNulty*	OL	So.	6-4	305	Allen, Texas
64	Dequinton Osborne	DL	Fr.	6-1	300	Grand Prairie, Texas
65	Mitch Morse**	OL	Jr.	6-5	305	Austin, Texas
66	Adam Ploudre	OL	Fr.	6-4	290	Ballwin, Mo.
67	Michael Boddie	OL	So.	6-5	295	Gilmer, Texas
68	Justin Britt***	OL	Sr.	6-6	320	Lebanon, Mo.
69	Mitch Hall*	OL	So.	6-1	285	Burnsville, Minn.
70	Anthony Gatti	OL	Jr.	6-6	315	St. Louis, Mo.
71	Harneet Gill	OL	Fr.	6-6	280	St. Louis, Mo.
72	Clay Rhodes	OL	Fr.	6-5	285	Stilwell, Kan.
73	Mitch Hall	OL	So.	6-5	320	Russellville, Ark.
75	A.J. Logan	DL	Fr.	6-1	315	Columbia, Mo.
76	Jordan Williams	OL	RSFr.	6-2	275	Denton, Texas
77	Evan Boehm*	OL	So.	6-3	315	Lee's Summit, Mo.
78	Nick Demien	OL	Jr.	6-6	300	Wentzville, Mo.
79	Adam Franklin	OL	So.	6-0	265	Raytown, Mo.
80	Sean Culkin	TE	RSFr.	6-6	240	Indian Rocks Beach, Fla.
81	Eric Waters***	TE	Sr.	6-4	245	Mansfield, Texas
82	Jason Reese	TE	Fr.	6-3	235	Eules, Texas
85	Marcus Lucas***	WR	Sr.	6-5	220	Liberty, Mo.
85	Gavin Otte	WR	Jr.	5-11	200	Rolla, Mo.
86	Jake Hurrell	OL	RSFr.	6-3	235	Saint Peters, Mo.
87	Nate Crawford	DL	Fr.	6-5	315	Pensacola, Fla.
88	Jimmie Hunt**	WR	Jr.	6-1	215	Cahokia, Ill.
89	Matt Hoch**	DL	Jr.	6-5	295	Harlan, Iowa
90	Harold Brantley	DL	RSFr.	6-3	300	Hershey, Pa.
90	Nick Coffman	PK	RSFr.	5-11	170	Houston, Texas
91	Charles Harris	DL	Fr.	6-4	220	Kansas City, Mo.
91	Blake Owens	PK	Jr.	5-11	200	Kansas City, Mo.
92	Christian Brinser	P	Jr.	6-1	200	Liberty, Mo.
93	Dakota Brake	DL	Fr.	6-1	290	Springfield, Mo.
94	Marvin Foster**	DL	Sr.	6-1	290	Fort Worth, Texas
95	Rickey Hatley	DL	RSFr.	6-4	260	Atlanta, Texas
96	Lucas Vincent**	DL	Jr.	6-2	295	Olathe, Kan.
97	Josh Augusta	DL	Fr.	6-4	300	Peoria, Ill.
98	Clayton Echard	DL	So.	6-5	260	Eureka, Mo.
99	Andrew Baggett*	PK	So.	6-2	220	Lee's Summit, Mo.
99	David Butler	DL	Jr.	6-4	280	Kansas City, Mo.

Year-By-Year Records

Year	Coach	Conf	Conf Finish	Overall	Bowls
1890	A.L. McRae			2-1	
1891	Hal Reed			3-1	
1892	E.H. Jones			1-2	
1893	H.L. Robinson			4-3	
1894	H.L. Robinson			4-3	
1895	C.D. "Pop" Bliss			7-1	
1896	Frank Patterson			7-5	
1897	Charles Young			5-6	
1898	David L. Fultz			1-4-1	
1899	David L. Fultz			9-2	
1900	Fred Murphy			4-4-1	
1901	Fred Murphy			2-6-1	
1902	Pat O'Dea			5-3	
1903	John F. McLean			1-7-1	
1904	John F. McLean			3-6	
1905	John F. McLean			5-4	
1906	W.J. Monilaw			5-2-1	
1907	W.J. Monilaw	1-2	4th	7-2	
1908	W.J. Monilaw	3-2	4th	6-2	
1909	William W. Roper	4-0-1	1st	7-0-1	
1910	W. Hollenbeck	2-1-1	3rd	4-2-2	
1911	Chester L. Brewer	0-2-2	5th	2-4-2	
1912	Chester L. Brewer	2-3	4th	5-3	
1913	Chester L. Brewer	4-0	1st	7-1	
1914	H.F. Schulte	4-1	2nd	5-3	
1915	H.F. Schulte	1-3-1	5th	2-5-1	
1916	H.F. Schulte	3-1-1	2nd	6-1-1	
1917	H.F. Schulte	2-4	5th	3-5	
1918	No Varsity Schedule (Influenza Epidemic)				
1919	John F. Miller	4-0-1	1st	5-1-2	
1920	Miller/Phelan	5-1	2nd	7-1	
1921	James Phelan	4-2	T-2nd	6-2	
1922	Thomas Kelly	4-3	4th	5-3	
1923	Gwinn Henry	1-3-2	8th	2-3-3	
1924	Gwinn Henry	5-1	1st	7-2	Christmas Fest.
1925	Gwinn Henry	5-1	1st	6-1-1	
1926	Gwinn Henry	3-1-1	T-3rd	5-1-2	
1927	Gwinn Henry	5-1	1st	7-2	
1928	Gwinn Henry	3-2	T-2nd	4-4	
1929	Gwinn Henry	3-1-1	2nd	5-2-1	
1930	Gwinn Henry	1-2-2	5th	2-5-2	
1931	Gwinn Henry	1-4	T-5th	2-8	
1932	Frank Carideo	1-3-1	5th	1-7-1	
1933	Frank Carideo	0-5	6th	1-8	
1934	Frank Carideo	0-5	6th	0-8-1	
1935	Don Fautot	0-2-3	6th	3-3-3	
1936	Don Fautot	3-1-1	2nd	6-2-1	
1937	Don Fautot	2-2-1	4th	3-6-1	
1938	Don Fautot	2-3	T-3rd	6-3	
1939	Don Fautot	5-0	1st	8-2	Orange
1940	Don Fautot	3-2	3rd	6-3	
1941	Don Fautot	5-0	1st	8-2	Sugar
1942	Don Fautot	4-0-1	1st	8-3-1	
1943	Chauncey Simpson	3-2	T-2nd	3-5	
1944	Chauncey Simpson	2-1-2	3rd	3-5-2	
1945	Chauncey Simpson	5-0	1st	6-4	Cotton
1946	Don Fautot	3-2	T-3rd	5-4-1	
1947	Don Fautot	3-2	3rd	6-4	
1948	Don Fautot	5-1	2nd	8-3	Gator
1949	Don Fautot	5-1	2nd	7-4	Gator
1950	Don Fautot	3-2-1	3rd	4-5-1	
1951	Don Fautot	2-4	T-4th	3-7	
1952	Don Fautot	5-1	2nd	5-5	
1953	Don Fautot	4-2	T-2nd	6-4	
1954	Don Fautot	3-2-1	T-3rd	4-5-1	
1955	Don Fautot	1-5	7th	1-9	
1956	Don Fautot	3-2-1	3rd	4-5-1	
1957	Frank Broyles	3-3	T-3rd	5-4-1	
1958	Dan Devine	4-1-1	2nd	5-4-1	
1959	Dan Devine	4-2	2nd	6-5	Orange
1960	Dan Devine	7-0	1st	11-0	Orange
1961	Dan Devine	5-2	T-2nd	7-2-1	
1962	Dan Devine	5-1-1	2nd	8-1-2	Bluebonnet
1963	Dan Devine	5-2	3rd	7-3	
1964	Dan Devine	4-2-1	4th	6-3-1	
1965	Dan Devine	6-1	2nd	8-2-1	Sugar
1966	Dan Devine	4-2-1	T-3rd	6-3-1	

Year	Coach	Conf	Conf Finish	Overall	Bowls
1967	Dan Devine	4-3	4th	7-3	-
1968	Dan Devine	5-2	3rd	8-3	Gator
1969	Dan Devine	6-1	T-1st	9-2	Orange
1970	Dan Devine	3-4	T-4th	5-6	-
1971	Al Onofrio	0-7	8th	1-10	-
1972	Al Onofrio	4-3	T-4th	6-6	Fiesta
1973	Al Onofrio	3-4	5th	8-4	Sun
1974	Al Onofrio	5-2	T-2nd	7-4	-
1975	Al Onofrio	3-4	T-5th	6-5	-
1976	Al Onofrio	3-4	6th	6-5	-
1977	Al Onofrio	3-4	5th	4-7	-
1978	Warren Powers)	4-3	T-3rd	8-4	Liberty
1979	Warren Powers	3-4	4th	7-5	Hall of Fame
1980	Warren Powers	5-2	3rd	8-4	Liberty
1981	Warren Powers	3-4	5th	8-4	Tangerine
1982	Warren Powers	2-3-2	5th	5-4-2	-
1983	Warren Powers	5-2	T-2nd	7-5	Holiday
1984	Warren Powers	2-4-1	T-5th	3-7-1	-
1985	Woody Widenhofer)	1-6	T-7th	1-10	-
1986	Woody Widenhofer	2-5	6th	3-8	-
1987	Woody Widenhofer	3-4	5th	5-6	-
1988	Woody Widenhofer	2-5	6th	3-7-1	-
1989	Bob Stull	1-6	7th	2-9	-
1990	Bob Stull	2-5	T-6th	4-7	-
1991	Bob Stull	1-6	7th	3-7-1	-
1992	Bob Stull	2-5	T-6th	3-8	-
1993	Bob Stull	2-5	T-6th	3-7-1	-
1994	Larry Smith	2-5	6th	3-8-1	-
1995	Larry Smith	1-6	T-7th	3-8	-
1996	Larry Smith	3-5	4th	5-6	-
1997	Larry Smith	5-3	3rd	7-5	Holiday
1998	Larry Smith	5-3	T-2nd	8-4	Insight.com
1999	Larry Smith	1-7	T-5th	4-7	-
2000	Larry Smith	2-6	T-5th	3-8	-
2001	Gary Pinkel	3-5	T-4th	4-7	-
2002	Gary Pinkel	2-6	5th	5-7	-
2003	Gary Pinkel	4-4	3rd	8-5	Independence
2004	Gary Pinkel	3-5	T-3rd	5-6	-
2005	Gary Pinkel	4-4	T-2nd	7-5	Independence
2006	Gary Pinkel	4-4	T-2nd	8-5	Sun
2007	Gary Pinkel	7-1	1st	12-2	Cotton
2008	Gary Pinkel	5-3	1st	10-4	Alamo
2009	Gary Pinkel	4-4	2nd	8-5	Texas
2010	Gary Pinkel	6-2	T-1st	10-3	Insight
2011	Gary Pinkel	5-4	5th	8-5	Independence
2012	Gary Pinkel	2-6	5-E	5-7	-

BOWL RESULTS (13-16)

Bowl	Opponent	Result	Date
Christmas Festival	Southern California	L 20-7	12/25/24
Orange	Georgia Tech	L 21-7	1/1/40
Sugar	Fordham	L 2-0	1/1/42
Cotton	Texas	L 40-27	1/1/46
Gator	Clemson	L 24-23	1/1/49
Gator	Maryland	L 20-7	1/2/50
Orange	Georgia	L 14-0	1/1/60
Orange	Navy	W 21-14	1/2/61
Bluebonnet	Georgia Tech	W 14-10	12/22/62
Sugar	Florida	W 20-18	1/1/66
Gator	Alabama	W 35-10	12/28/68
Orange	Penn State	L 10-3	1/1/70
Fiesta	Arizona State	L 49-35	12/23/72
Sun	Auburn	W 34-17	12/29/73
Liberty	LSU	W 20-15	12/23/78
Hall of Fame	South Carolina	W 24-14	12/29/79
Liberty	Purdue	L 28-25	12/27/80
Tangerine	S. Mississippi	W 19-17	12/19/81
Holiday	Brigham Young	L 21-17	12/23/83
Holiday	Colorado State	L 35-24	12/29/97
Insight.com	West Virginia	W 34-31	12/26/98
Independence	Arkansas	L 27-14	12/31/03
Independence	South Carolina	W 38-31	12/30/05
Sun	Oregon State	L 39-38	12/29/06
Cotton	Arkansas	W 38-7	1/1/08
Alamo	Northwestern	W 30-23 (OT)	12/29/08
Texas	Navy	L 35-13	12/31/09
Insight	Iowa	L 27-24	12/28/10
Independence	North Carolina	W 41-24	12/26/11



SOUTH CAROLINA

ALABAMA • ARKANSAS • AUBURN • FLORIDA • GEORGIA • KENTUCKY • LSU • OLE MISS



2013 SCHEDULE

Aug. 29	NORTH CAROLINA	UNC leads 34-17-4
Sept. 7	at Georgia*	UGA leads 46-17-2
Sept. 14	VANDERBILT*	SC leads 18-4-0
Sept. 28	at UCF	SC leads 3-0-0
Oct. 5	KENTUCKY*	SC leads 16-7-1
Oct. 12	at Arkansas*	ARK leads 13-8-0
Oct. 19	at Tennessee*	UT leads 22-7-2
Oct. 26	at Missouri*	Missouri leads 2-1-0
Nov. 2	MISSISSIPPI STATE*	SC leads 8-6-0
Nov. 16	FLORIDA*	UF leads 24-6-3
Nov. 23	COASTAL CAROLINA	First Meeting
Nov. 30	CLEMSON	CU leads 65-41-4

University of South Carolina Gamecocks Quick Facts

LOCATION: Columbia, South Carolina

FOUNDED: 1801

ENROLLMENT: 31,288

NICKNAME: Gamecocks

COLORS: Garnet (PMS 202C) and Black

STADIUM: Williams-Brice (80,250)

PLAYING SURFACE: Natural Grass

FIRST GAME: Oct. 3, 1934 – South Carolina 22, VMI 6

HOME RECORD: 265-178-14 (.595)

HOME ATTENDANCE: 560,008 (80,001 avg./99.69% Capacity)

ALL-TIME RECORD: 565-545 (.509/1,154 games)

2012 RECORD: 11-2 (7-0 H, 3-2 A, 1-0 N, 5-1 vs. Eastern Division)

2012 SEC RECORD/FINISH: 6-2/3rd SEC East

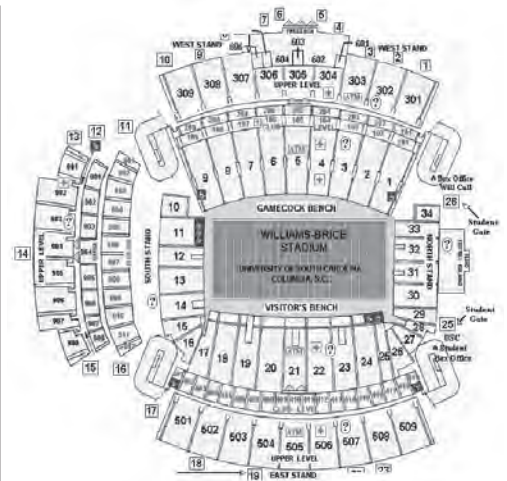
SEC CHAMPIONSHIPS: 0

BOWL: Outback Bowl, Tampa, Fla. (South Carolina 33, Michigan 28)

BOWL APPEARANCES: 18

BOWL RECORD: 6-12 (.333)

LAST BOWL APPEARANCE: Outback Bowl, Tampa, Fla. (defeated Michigan, 33-28, Jan. 1, 2013)



DR. HARRIS PASTIDES
President
(SUNY Albany, '71)



ZACH KELEHEAR
Faculty Representative
(Furman, '81)



RAY TANNER
Athletics Director
(North Carolina State, '80)




STEVE SPURRIER
Head Football Coach
(Florida, '67)

SOUTH CAROLINA



MISSISSIPPI STATE • MISSOURI • SOUTH CAROLINA • TENNESSEE • TEXAS A&M • VANDERBILT

STEVE SPURRIER



HOMETOWN: Johnson City, Tenn.

ALMA MATER: Florida, 1967

PLAYING CAREER: Florida starting quarterback 1964-66 (All-SEC and All-America 1965, 1966; SEC Most Valuable Player and Heisman Trophy winner 1966); San Francisco (NFL) 1967-75; Tampa Bay (NFL) 1976; National Football Foundation Hall of Fame 1986.

COACHING EXPERIENCE: Florida Assistant 1978; Georgia Tech Assistant 1979; Duke Assistant 1980-82; Tampa Bay Head Coach (USFL) 1983-85; Duke Head Coach 1987-89; Florida Head Coach 1990-2001; Washington Head Coach (NFL) 2002-03; South Carolina Head Coach 2005-present.

COACHING ACHIEVEMENTS: USFL Playoffs 1983, 1984; 1988 and 1989 ACC Coach of the Year; 1989 ACC Co-Champions; 1990, 1991, 1994, 1995, 1996, 2005, 2010 SEC Coach of the Year; 1991, 1993-96, 2000 SEC Champions; 1996 National Champions.

BORN: April 20, 1945

WIFE: Jeri Starr

CHILDREN: Lisa, Amy, Steve, Scotty

YEAR-BY-YEAR

Year	School	Conf.	Pct.	All	Pct.	Bowl
1983	Tampa Bay	USFL		11-7	.611	Playoffs
1984	Tampa Bay	USFL		14-4	.778	Playoffs
1985	Tampa Bay	USFL		10-8	.556	
1987	Duke	2-5	.286	5-6	.455	
1988	Duke	3-3-1	.500	7-3-1	.682	
1989	Duke	6-1	.857	8-4	.667	All-American
1990	Florida	6-1	.857	9-2	.818	
1991	Florida	7-0	1.000	10-2	.833	Sugar
1992	Florida	6-2	.750	9-4	.692	Gator
1993	Florida	7-1	.875	11-2	.846	Sugar
1994	Florida	7-1	.875	10-2-1	.808	Sugar
1995	Florida	8-0	1.000	12-1	.923	Fiesta
1996	Florida	8-0	1.000	12-1	.923	Sugar
1997	Florida	6-2	.750	10-2	.833	Citrus
1998	Florida	7-1	.875	10-2	.833	Orange
1999	Florida	7-1	.875	9-4	.692	Citrus
2000	Florida	7-1	.875	10-3	.769	Sugar
2001	Florida	6-2	.750	10-2	.833	Orange
2002	Washington	NFL		7-9	.438	
2003	Washington	NFL		5-11	.313	
2005	South Carolina	5-3	.625	7-5	.583	Independence
2006	South Carolina	3-5	.375	8-5	.615	Liberty
2007	South Carolina	3-5	.375	6-6	.500	
2008	South Carolina	4-4	.500	7-6	.538	Outback
2009	South Carolina	3-5	.375	7-6	.538	PapaJohns
2010	South Carolina	5-3	.625	9-5	.643	Chick-fil-A
2011	South Carolina	6-2	.750	11-2	.846	Capital One
2012	South Carolina	6-2	.750	11-2	.846	Outback
TOTALS				255-118-2	.683	28 Years
College Record		128-50-1	.718	208-77-2	.728	23 Years
South Carolina Record		35-29	.547	66-37	.641	8 Years
Florida Record		82-12	.872	122-27-1	.817	12 Years
Duke Record		11-9-1	.548	20-13-1	.603	3 Years
Professional Record		47-41-0	.534			
BOWL RECORD:		9-10	.474			

ASSISTANT COACHES

- DEKE ADAMS** (Southern Miss, 1995) – Defensive Line – 1st year
- KIRK BOTKIN** (Arkansas, 1994) – Linebackers/Spurs – 2nd year
- GRADY BROWN** (Alabama A&M, 2000) – Secondary/Assistant Special Teams – 2nd year
- SHAWN ELLIOTT** (Appalachian State, 1995) – Co-Offensive Coordinator/Offensive Line – 4th year
- G.A. MANGUS** (Florida, 1992) – Quarterbacks – 5th year
- JOE ROBINSON** (Louisiana State, 1985) – Special Teams Coordinator – 2nd year
- EVERETTE SANDS** (The Citadel, 1993) – Running Backs – 2nd year
- STEVE SPURRIER JR.** (Duke, 1994) – Co-Offensive Coordinator/Wide Receivers/Recruiting Coordinator – 9th year
- LORENZO WARD** (Alabama, 1991) – Defensive Coordinator – 5th year

SUPPORT STAFF

- JOE CONNOLLY** (Hartford, 2004) – Director of Strength & Conditioning
- ROBBIE LILES** (South Carolina, 2001) – Director – Recruiting Operations
- JOE LISLE** (Middle Tennessee State, 1990) – Assistant AD/Video Operations
- CHRIS MATLOCK** (UT-Chattanooga, 1986) – Equipment Manager
- PATRICK SHINE** (South Carolina, 2004) – Administrative Coordinator – Recruiting
- JAMIE SPERONIS** (Florida, 1985) – Associate AD/Football Operations



SOUTH CAROLINA

ALABAMA • ARKANSAS • AUBURN • FLORIDA • GEORGIA • KENTUCKY • LSU • OLE MISS

RETURNING OFFENSIVE STARTERS

No.	Name	POS	CLASS	HT	WT	EXP	Hometown/Last School
50	A.J. Cann	OG	Jr.	6-4	310	2L	Bamberg, S.C. (Bamberg-Ehrhardt)
23	Bruce Ellington	WR	Jr.	5-9	197	2L	Moncks Corner, S.C. (Berkeley)
67	Ronald Patrick	OG	Sr.	6-2	315	2L	Cocoa, Fla. (Cocoa)
53	Corey Robinson	OT	Jr.	6-8	338	1L	Havelock, N.C. (Havelock)
14	Connor Shaw	QB	Sr.	6-1	204	3L	Flowery Branch, Ga. (Flowery Branch)
71	Brandon Shell	OT	So.	6-6	321	1L	Goose Creek, S.C. (Goose Creek)

RETURNING DEFENSIVE STARTERS

No.	Name	POS	CLASS	HT	WT	EXP	Hometown/Last School
7	Jadeveon Clowney	DE	Jr.	6-6	272	2L	Rock Hill, S.C. (South Pointe)
27	Victor Hampton	CB	Jr.	5-10	197	2L	Darlington, S.C. (Darlington)
15	Jimmy Legree	CB	Sr.	6-0	185	3L	Beaufort, S.C. (Beaufort)
99	Kelcy Quarles	DT	Jr.	6-4	293	2L	Hodges, S.C. (Greenwood/Fork Union)
12	Brison Williams	SS	Jr.	5-11	205	2L	Warner Robins, Ga. (Northside/Fork Union)

STARTERS LOST

Name	POS	CLASS	HT	WT
Justice Cunningham	TE	Sr.	6-4	264
T.J. Johnson	OC	Sr.	6-6	319
Marcus Lattimore	TB	Jr.	6-0	218
D.L. Moore	WR	Sr.	6-5	198
Ace Sanders	WR	Jr.	5-8	175
Reginald Bowens	LB	Sr.	6-3	254
DeVonte Holloman	SPR	Sr.	6-2	241
Byron Jerideau	DT	Sr.	6-1	316
D.J. Swearinger	FS	Sr.	6-0	210
Devin Taylor	DE	Sr.	6-8	267
Shaq Wilson	LB	Sr.	5-11	224

RETURNING STATISTICAL LEADERS

RUSHING:	ATT	YARDS	AVG	TDS
Connor Shaw	131	435	3.3	3
Mike Davis	52	275	5.3	2

PASSING:	ATT	COMP	INT	TDS	YARDS	PCT.
Connor Shaw	228	154	7	17	1956	67.5
Dylan Thompson	127	66	2	10	1027	52.0

RECEIVING:	REC	YARDS	AVG	AVG/GAME	TDS
Bruce Ellington	40	600	15.0	46.2	7
Damiere Byrd	14	366	26.1	28.2	3
Rory Anderson	14	271	19.4	20.8	5

TACKLES:	TOTAL	SOLO	ASST	INT	SACKS	TFL (YDS)
Jadeveon Clowney	54	40	14	0	13.0	23.5-113
Brison Williams	52	43	9	2	1.0	1.5-3
Jimmy Legree	44	35	9	3	0.0	1.0-2
Victor Hampton	40	23	17	1	1.0	3.0-11

S. CAROLINA Team Information

BASIC OFFENSE: Multiple
BASIC DEFENSE: 4-2-5

LETTERMEN RETURNING: 36

OFFENSE: 19
DEFENSE: 16
SPECIALTY: 1

LETTERMEN LOST: 26

OFFENSE: 11
DEFENSE: 12
SPECIALTY: 3

STARTERS RETURNING: 12

OFFENSE: 6
DEFENSE: 5
SPECIALTY: 1

STARTERS LOST: 12

OFFENSE: 5
DEFENSE: 6
SPECIALTY: 1

NOTE: Specialists include punter and place-kicker only.

2012 RESULTS

11-2 Overall • 6-2 SEC
Home: 7-0 Away: 3-2 Neutral: 1-0 vs. Division: 5-1 vs. Top 25: 3-2

Aug. 30	[9/9]	at Vanderbilt [TV: 2-6]	W	17-13	38,393
Sept. 8	[9/9]	EAST CAROLINA [TV: 5-6-10]	W	48-10	77,006
Sept. 15	[8/9]	UAB [TV: 6-9-10]	W	49-6	77,963
Sept. 22	[7/8]	MISSOURI (rv/rv) [TV: 1]	W	31-10	80,836
Sept. 29	[6/6]	at Kentucky [TV: 3-6]	W	38-17	49,810
Oct. 6	[6/6]	GEORGIA (5/5) [TV: 2-6]	W	35-7	85,199
Oct. 13	[3/3]	at LSU (9/8) [TV: 2-6]	L	21-23	92,734
Oct. 20	[9/8]	at Florida (3/4) [TV: 1]	L	11-44	90,833
Oct. 27	[17/16]	TENNESSEE [TV: 2-6]	W	38-35	80,250
Nov. 10	[12/11]	ARKANSAS [TV: 1]	W	38-20	78,772
Nov. 17	[12/11]	WOFFORD [TV: 6-10-11]	W	24-7	79,982
Nov. 24	[13/12]	at Clemson (12/9) [TV: 2-6]	W	27-17	82,000
Jan. 1	[11/10]	vs. Michigan (19/22) [TV: 2] Outback Bowl • Tampa, Fla.	W	33-28	54,527



All-Star Candidates

JADEVEON CLOWNEY

Junior • DE • 6-6 • 274 • Rock Hill, S.C.



- 2012 Hendricks Award winner as the nation's top defensive end... also a finalist for the Nagurski Trophy, Rotary Lombardi Award and Bednarik Award.
- 2012 SEC Defensive Player of the Year and unanimous All-American selection.
- Set the school single-season record for sacks (13.0) and tackles for loss (23.5).
- Three-time SEC Defensive Lineman of the Week selection.
- Ranks tied for second in school history in tackles for loss (35.5) and is fifth in sacks (21.0) after just two seasons.

BRUCE ELLINGTON

Junior • WR/KR • 5-9 • 196 • Moncks Corner, S.C.



- Two-sport standout who also plays point guard on the South Carolina men's basketball team.
- Paced the squad with 600 receiving yards on 40 catches with seven touchdowns while starting all 13 games in 2012.
- Has served as the Gamecocks' top kickoff returner each of the past two seasons.
- Logged a pair of 100-yard receiving games, going over the century mark in back-to-back wins over Tennessee and Arkansas.
- Caught the game-winning touchdown in the final seconds of the 2013 Outback Bowl win over Michigan.

KELCY QUARLES

Junior DT • 6-4 • 298 • Hodges, S.C.



- Notched 8.0 tackles for loss and 3.5 sacks as a sophomore defensive tackle in 2012.
- Has started 17 games in his first two seasons in the Garnet & Black.
- Earned Freshman All-America accolades following the 2011 campaign.
- Is a legacy at South Carolina, as his father, Buddy, played for the Gamecocks from 1984-87.

CONNOR SHAW

Senior • QB • 6-1 • 209 • Flowery Branch, Ga.



- Senior signal-caller who owns a 17-3 record as a starter, including a 10-0 mark at home.
- Has been selected as the SEC Offensive Player of the Week four times in his career.
- Joins Jeff Grantz as the only two players in Carolina history to pass for over 3,000 yards and rush for over 1,000 yards in a career.
- Is the Gamecocks' all-time leader in completion rate at 66.8 percent.
- One of only four scholarship seniors on the Carolina roster.
- Set the school record with 20 consecutive completions against Missouri in 2012.



SOUTH CAROLINA

ALABAMA • ARKANSAS • AUBURN • FLORIDA • GEORGIA • KENTUCKY • LSU • OLE MISS

2013 Roster

No.	Name	POS	HT	WT	CL-EXP	Hometown
89	Jerell Adams	TE	6-6	237	SO-1L	Pinewood, S.C.
81	Rory Anderson	TE	6-5	242	JR-2L	Powder Springs, Ga.
19	Landon Ard	PK	5-9	172	SO-SQ	Rock Hill, S.C.
84	Tevin Bradshaw	WR	5-7	161	SO-SQ	Moncks Corner, S.C.
80	K.J. Brent	WR	6-4	188	SO-1L	Waxhaw, N.C.
	Larenz Bryant	LB	6-0	215	FR-HS	Charlotte, N.C.
1	Damiere Byrd	WR	5-9	166	JR-2L	Sicklerville, N.J.
	Mohamed Camara	SPR	6-1	181	FR-HS	Cumming, Ga.
50	A.J. Cann	OG	6-4	314	JR-2L	Bamberg, S.C.
7	Shon Carson	TB	5-8	219	SO-SQ	Scranton, S.C.
4	Ahmad Christian	CB	5-10	189	SO-1L	Jacksonville, Fla.
7	Jadeveon Clowney	DE	6-6	274	JR-2L	Rock Hill, S.C.
18	Cedrick Cooper	LB	6-2	213	SO-1L	Lithonia, Ga.
	Pharoh Cooper	CB	5-11	184	FR-HS	Havelock, N.C.
	Devan'te Covington	DE	6-4	220	FR-HS	Rockingham, N.C.
58	Ryland Culbertson	LS	6-4	265	JR-SQ	Laurens, S.C.
28	Mike Davis	TB	5-9	215	SO-1L	Lithonia, Ga.
31	Jordan Diaz	FB	6-1	233	JR-SQ	Hamilton, N.J.
42	Jordan Diggs	SPR	6-0	214	FR-RS	Fort Myers, Fla.
44	Gerald Dixon	DE	6-2	268	SO-SQ	Rock Hill, S.C.
92	Gerald Dixon Jr.	DT	6-3	318	SO-1L	Rock Hill, S.C.
18	Dwayne Duckett	WR	6-0	177	FR-RS	Columbia, S.C.
52	Phillip Dukes	DT	6-3	315	SO-SQ	Manning, S.C.
17	Chaz Elder	SS	6-2	199	FR-RS	Union City, Ga.
23	Bruce Ellington	WR	5-9	196	JR-2L	Moncks Corner, S.C.
8	Darius English	DE	6-6	226	FR-RS	Powder Springs, Ga.
13	Patrick Fish	P	6-0	195	JR-SQ	Shelby, N.C.
19	Kyle Fleetwood	SS	5-11	216	FR-RS	Stone Mountain, Ga.
	Elliott Fry	P/K	6-0	150	FR-HS	Frisco, Texas
12	Jody Fuller	WR	5-11	217	FR-RS	Charlotte, N.C.
78	Cody Gibson	OT	6-7	286	JR-2L	Tallahassee, Fla.
43	Garrison Gist	FB	5-10	255	SO-HS	Rock Hill, S.C.
9	Sharrad Golightly	SPR	5-10	195	JR-2L	Decatur, Ga.
93	Deon Green	DT	6-4	287	SO-SQ	Windermere, Fla.
	Kelsey Griffin	DT	6-2	292	FR-HS	Buford, Ga.
	Ali Groves	CB	5-10	184	FR-HS	Stone Mountain, Ga.
20	T.J. Gurley	FS	5-10	196	SO-1L	Cairo, Ga.
16	Austin Hails	QB	6-2	214	SO-SQ	Collinsville, Ill.
27	Victor Hampton	CB	5-10	202	JR-2L	Darlington, S.C.
59	Coleman Harley	LS	6-1	264	SO-SQ	Aiken, S.C.
34	Mason Harris	DE	6-3	218	SO-1L	Fort Oglethorpe, Ga.
82	Matthew Harvey	WR	6-8	225	SO-HS	Rock Hill, S.C.
83	Carlton Heard	WR	6-0	178	SO-TR	Athens, Ga.
11	T.J. Holloman	LB	6-2	228	FR-RS	Stone Mountain, Ga.
35	Jeff Homad	TE	6-2	220	JR-SQ	Hilton Head Island, S.C.
	Max Huggins	P/K	6-1	185	FR-HS	Myrtle Beach, S.C.
13	Tyler Hull	P	6-2	206	JR-1L	Mount Airy, N.C.
8	Shamier Jeffery	WR	6-1	207	SO-SQ	St. Matthews, S.C.
	David Johnson	LB	6-1	268	FR-HS	Lithonia, Ga.
3	Nick Jones	WR	5-7	174	JR-2L	Moore, S.C.
48	Caleb Kelly	PK	6-0	184	FR-HS	Cayce, S.C.
	Bryce King	OG	6-3	281	FR-HS	Dillon, S.C.
43	James King	LB	6-0	235	SO-TR	Goose Creek, S.C.
	Alan Knott	OC	6-4	272	FR-HS	Tyrone, Ga.

No.	Name	POS	HT	WT	CL-EXP	Hometown
40	Andrew Komornik	P	6-5	225	FR-HS	Fort Mill, S.C.
15	Jimmy Legree	CB	6-0	187	SR-3L	Beaufort, S.C.
22	Kaiwan Lewis	LB	6-0	221	SO-1L	Mays Landing, N.J.
25	Kadetrix Marcus	FS	6-1	195	JR-1L	Stone Mountain, Ga.
10	Ronnie Martin	CB	5-11	179	JR-JC	Spartanburg, S.C.
76	Mike Matulis	OT	6-5	266	JR-2L	Boynton Beach, Fla.
41	Connor McLaurin	FB	6-0	237	JR-1L	Raleigh, N.C.
1	Rico McWilliams	CB	5-11	187	FR-RS	Hampton, Ga.
6	Connor Mitch	QB	6-3	227	FR-HS	Raleigh, N.C.
6	Chris Moody	FS	6-1	212	FR-RS	McDonough, Ga.
	Skai Moore	LB	6-2	205	FR-HS	Cooper City, Fla.
41	Kyle Morini	LB	5-10	212	JR-TR	Lexington, S.C.
5	Brendan Nosovitch	QB	6-1	220	FR-RS	Allentown, Pa.
15	Perry Orth	QB	6-1	212	FR-RS	Ponte Vedra, Fla.
88	Drew Owens	TE	6-6	244	SO-SQ	Charlotte, N.C.
60	D.J. Park	OT	6-4	334	FR-HS	Dillon, S.C.
67	Ronald Patrick	OG	6-2	315	SR-2L	Cocoa, Fla. (Cocoa)
49	Devin Potter	TB	5-10	200	FR-RS	Granite Falls, N.C.
99	Kelcy Quarles	DT	6-4	298	JR-2L	Hodges, S.C.
5	Kelvin Rainey	LB	6-3	233	FR-RS	Yulee, Fla.
30	Sidney Rhodes	CB	5-10	167	JR-1L	Easley, S.C.
21	Marquis Roberts	LB	6-1	225	SO-SQ	Powder Springs, Ga.
53	Corey Robinson	OT	6-8	341	JR-1L	Havelock, N.C.
	Na'Ty Rodgers	OT	6-5	296	FR-HS	Waldorf, Md.
4	Shaq Roland	WR	6-1	190	SO-1L	Lexington, S.C.
24	Kendric Salley	TB	5-9	220	FR-RS	Williston, S.C.
	Jasper Sasser	S	6-0	192	FR-HS	Jacksonville, Fla.
49	Garrett Shank	S	6-0	171	FR-HS	Marietta, Ga.
14	Connor Shaw	QB	6-1	209	SR-3L	Flowery Branch, Ga.
71	Brandon Shell	OT	6-6	323	SO-1L	Goose Creek, S.C.
	Jamari Smith	TB	5-10	183	FR-HS	Jacksonville, Fla.
9	Kwinton Smith	WR	6-4	212	FR-RS	Hamer, S.C.
75	Will Sport	OG	6-5	294	SO-1L	Milton, Fla.
65	Brock Stadnik	OG	6-5	286	FR-RS	Greensboro, N.C.
54	Clayton Stadnik	OC	6-3	281	FR-RS	Greensboro, N.C.
16	Nick St. Germain	PK	5-9	175	FR-RS	Powder Springs, Ga.
97	J.T. Surratt	DT	6-2	307	JR-1L	Winston-Salem, N.C.
45	Ty Sutherland	FB	5-10	234	SO-SQ	Pendleton, S.C.
90	Chaz Sutton	DE	6-5	263	SR-3L	Savannah, Ga.
17	Dylan Thompson	QB	6-3	218	JR-2L	Boiling Springs, S.C.
	Gerald Turner	DE	6-2	256	FR-HS	Goose Creek, S.C.
	J.P. Vonashek	OT	6-6	283	FR-HS	Saint Marys, Ga.
51	Cody Waldrop	OC	6-2	319	FR-RS	Seffner, Fla.
	Jonathan Walton	LB	6-0	234	FR-HS	Daphne, Ala.
	Devin Washington	DE	6-3	225	FR-HS	Orlando, Fla.
95	Michael Washington	DE	6-3	243	SO-SQ	Allendale, S.C.
85	Kane Whitehurst	WR	5-11	179	SO-SQ	Duluth, Ga.
22	Brandon Wilds	TB	6-2	223	SO-1L	Blythewood, S.C.
86	David Wilkins	WR	6-1	182	SR-SQ	Cowpens, S.C.
12	Brison Williams	SS	5-11	218	JR-2L	Warner Robins, Ga.
	David Williams	TB	6-1	200	FR-HS	Philadelphia, Pa.
	Drew Williams	LS	6-2	190	FR-HS	Irmo, S.C.
74	Mason Zandi	OT	6-9	293	FR-RS	Irmo, S.C.

SOUTH CAROLINA



MISSISSIPPI STATE • MISSOURI • SOUTH CAROLINA • TENNESSEE • TEXAS A&M • VANDERBILT

Year-By-Year Records

Year	Coach	SEC	SEC Finish	Overall	Bowls
1892	No Coach			0-1	
1893	No Team				
1894	No Coach			0-2	
1895	No Coach			2-1	
1896	W.H. Whaley			1-3	
1897	W. P. Murphy			0-3	
1898	W. Wertenbaker			1-2	
1899	I. O. Hunt			2-3	
1900	I. O. Hunt			4-3	
1901	R. W. Dickson			3-4	
1902	C. R. Williams			6-1	
1903	C. R. Williams			8-2	
1904	Christie Benet			5-2-1	
1905	Christie Benet			4-2-1	
1906	(Football banned by trustees)			-	
1907	Douglas McKay			3-0	
1908	Christie Benet			3-5-1	
1909	Christie Benet			2-6	
1910	John H. Neff			4-4	
1911	John H. Neff			1-4-2	
1912	N. B. Edgerton			5-2-1	
1913	N. B. Edgerton			4-3	
1914	N. B. Edgerton			5-5-1	
1915	N. B. Edgerton			5-3-1	
1916	Rice Warren			2-7	
1917	Dixon Foster			3-5	
1918	Frank Dobson			2-1-1	
1919	Dixon Foster			1-7-1	
1920	Sol Metzger			5-4	
1921	Sol Metzger			5-1-2	
1922	Sol Metzger			5-4	
1923	Sol Metzger			4-6	
1924	Sol Metzger			7-3	
1925	Branch Bocock			7-3	
1926	Branch Bocock			6-4	
1927	Harry Lightsey			4-5	
1928	Billy Laval			6-2-2	
1929	Billy Laval			6-5	
1930	Billy Laval			6-4	
1931	Billy Laval			5-4-1	
1932	Billy Laval			5-4-2	
1933	Billy Laval			6-3-1	-
1934	Billy Laval			5-4	-
1935	Don McCallister			3-7	-
1936	Don McCallister			5-7	-
1937	Don McCallister			5-6-1	-
1938	Rex Enright			6-4-1	-
1939	Rex Enright			3-6-1	-
1940	Rex Enright			3-6	-
1941	Rex Enright			4-4-1	-
1942	Rex Enright			1-7-1	-
1943	J. P. Moran			5-2	-
1944	William Newton			3-4-2	-
1945	Johnnie McMillan			2-4-3	Gator
1946	Rex Enright			5-3	-
1947	Rex Enright			6-2-1	-
1948	Rex Enright			3-5	-
1949	Rex Enright			4-6	-
1950	Rex Enright			3-4-2	-
1951	Rex Enright			5-4	-
1952	Rex Enright			5-5	-
1953	Rex Enright			7-3	-
1954	Rex Enright			6-4	-
1955	Rex Enright			3-6	-
1956	Warren Giese			7-3	-
1957	Warren Giese			5-5	-
1958	Warren Giese			7-3	-
1959	Warren Giese			6-4	-
1960	Warren Giese			3-6-1	-
1961	Marvin Bass			4-6	-
1962	Marvin Bass			4-5-1	-
1963	Marvin Bass			1-8-1	-

Year	Coach	SEC	SEC Finish	Overall	Bowls
1964	Marvin Bass			3-5-2	-
1965	Marvin Bass			5-5	-
1966	Paul Dietzel			1-9	-
1967	Paul Dietzel			5-5	-
1968	Paul Dietzel			4-6	-
1969	Paul Dietzel			7-4	Peach
1970	Paul Dietzel			4-6-1	-
1971	Paul Dietzel			6-5	-
1972	Paul Dietzel			4-7	-
1973	Paul Dietzel			7-4	-
1974	Paul Dietzel			4-7	-
1975	Jim Carlen			7-5	Tangerine
1976	Jim Carlen			6-5	-
1977	Jim Carlen			5-7	-
1978	Jim Carlen			5-5-1	-
1979	Jim Carlen			8-4	Hall of Fame
1980	Jim Carlen			8-4	Gator
1981	Jim Carlen			6-6	-
1982	Richard Bell			4-7	-
1983	Joe Morrison			5-6	-
1984	Joe Morrison			10-2	Gator
1985	Joe Morrison			5-6	-
1986	Joe Morrison			3-6-2	-
1987	Joe Morrison			8-4	Gator
1988	Joe Morrison			8-4	Liberty
1989	Sparky Woods			6-4-1	-
1990	Sparky Woods			6-5	-
1991	Sparky Woods			3-6-2	-
1992	Sparky Woods	3-5	4-E	5-6	-
1993	Sparky Woods	#3-5	T4-E	#5-6	-
1994	Brad Scott	3-5	3-E	7-5	Carquest
1995	Brad Scott	2-5-1	4-E	4-6-1	-
1996	Brad Scott	4-4	3-E	6-5	-
1997	Brad Scot	3-5	4-E	5-6	-
1998	Brad Scott	0-8	6-E	1-10	-
1999	Lou Holtz	0-8	6-E	0-11	-
2000	Lou Holtz	5-3	T2-E	8-4	Outback
2001	Lou Holtz	5-3	3-E	9-3	Outback
2002	Lou Holtz	3-5	4-E	5-7	-
2003	Lou Holtz	2-6	4-E	5-7	-
2004	Lou Holtz	4-4	T3-E	6-5	-
2005	Steve Spurrier	5-3	T2-E	7-5	Independence
2006	Steve Spurrier	3-5	5-E	8-5	Liberty
2007	Steve Spurrier	3-5	T4-E	6-6	-
2008	Steve Spurrier	4-4	T3-E	7-6	Outback
2009	Steve Spurrier	3-5	T4-E	7-6	Papajohns.com
2010	Steve Spurrier	5-3	1-E	9-5	Chick-fil-A
2011	Steve Spurrier	6-2	2-E	11-2	Capital One
2012	Steve Spurrier	6-2	3-E	11-2	Outback

#Includes game forfeited to South Carolina

BOWL RESULTS (6-12)

Bowl	Opponent	Result	Date
Gator	Wake Forest	L 14-26	1-1-46
Peach	West Virginia	L 3-14	12-30-69
Tangerine	Miami-Ohio	L 7-20	12-20-75
Hall of Fame	Missouri	L 14-24	12-29-79
Gator	Pittsburgh	L 9-37	12-29-80
Gator	Oklahoma State	L 14-21	12-28-84
Gator	LSU	L 13-30	12-31-87
Liberty	Indiana	L 10-34	12-28-88
Carquest	West Virginia	W 24-21	1-2-95
Outback	Ohio State	W 24-7	1-1-2001
Outback	Ohio State	W 31-28	1-1-2002
Independence	Missouri	L 31-38	12-30-05
Liberty	Houston	W 44-36	12-29-06
Outback	Iowa	L 10-31	1-1-09
Papajohns.com	Connecticut	L 7-20	1-2-10
Chick-fil-A	Florida State	L 17-26	12-31-10
Capital One	Nebraska	W 30-13	1-2-12
Outback	Michigan	W 33-28	1-1-13



2013 SCHEDULE

Aug. 31	AUSTIN PEAY	First Meeting
Sept. 7	WESTERN KENTUCKY	UT leads 1-0
Sept. 14	at Oregon	Oregon leads 1-0
Sept. 21	at Florida*	UF leads 23-19
Sept. 28	SOUTH ALABAMA	First Meeting
Oct. 5	GEORGIA*	UT leads 21-19-2
Oct. 19	SOUTH CAROLINA*	UT leads 22-7-2
Oct. 26	at Alabama*	UA leads 50-38-7
Nov. 2	at Missouri*	Mizzou leads 1-0
Nov. 9	AUBURN*	AU leads 27-21-3
Nov. 23	VANDERBILT*	UT leads 73-28-5
Nov. 30	at Kentucky*	UT leads 76-23-9

University of Tennessee Volunteers Quick Facts

LOCATION: Knoxville, Tennessee

FOUNDED: 1794

ENROLLMENT: 27,523

NICKNAME: Volunteers or Vols

COLORS: Orange (PMS 151) and White

STADIUM: Neyland (102,455)

PLAYING SURFACE: Tifway 419 Bermuda Hybrid Grass

FIRST GAME: Sept. 24, 1921 – Tennessee 27, Emory & Henry 0

HOME RECORD: 441-115-17 (.784)

HOME ATTENDANCE: 629,752 (89,964 avg./87.81% Capacity)

ALL-TIME RECORD: 799-354-53 (.684/1,206 games)

2012 RECORD: 5-7 (4-3 H, 0-4 A, 1-0 N, 1-5 vs. Eastern Division)

2012 SEC RECORD/FINISH: 1-7/6th SEC East

SEC CHAMPIONSHIPS: 13 (1938, 39†, 40, 46†, 51†, 56, 67, 69, 85, 89†, 90, 97, 98)

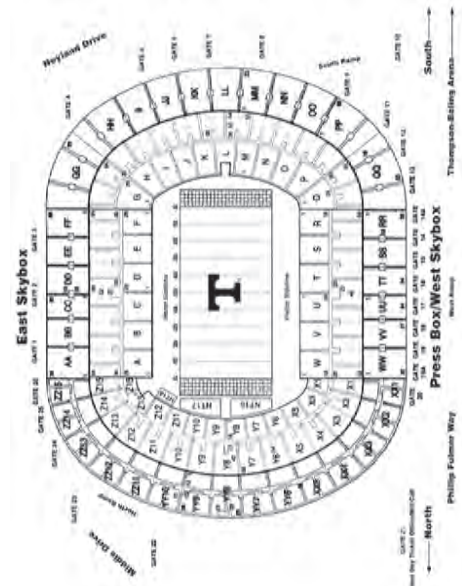
BOWL: N/A

BOWL APPEARANCES: 49

BOWL RECORD: 25-24 (.510)

LAST BOWL APPEARANCE:

Franklin American Mortgage Music City Bowl, Nashville, Tenn. (lost to North Carolina, 27-30 (2 OT), Dec. 30, 2010)



JIMMY CHEEK
Chancellor
(Texas A&M, '69)



DR. DONALD BRUCE
Faculty Representative
(Drew, '94)



DAVE HART
Athletics Director
(Alabama, '71)



BUTCH JONES
Head Football Coach
(Ferris State, '90)

BUTCH JONES



HOMETOWN: Saugatuck, Mich.

ALMA MATER: Ferris State, 1990

PLAYING CAREER: Ferris State, two-year letterman

COACHING

CAREER:

2012-present: Tennessee, head coach; 2010-12: Cincinnati, head coach; 2007-09: Central Michigan, head coach; 2005-06: West Virginia, wide receivers; 2004: Central Michigan, running backs; 2001-03: Central Michigan, offensive coordinator; 2000: Central Michigan, running backs; 1999: Central Michigan, wide receivers; 1998: Central Michigan, tight ends; 1996-97: Ferris State, offensive coordinator; 1995: Ferris State, running backs; 1993-94: Wilkes Univ, offensive coordinator; 1990-92: Rutgers, graduate assistant; 1987-89: Tampa Bay (NFL), intern

COACHING HONORS: Won at least eight games in five of his six years as a head coach, including three seasons of nine-plus wins in the last four years (2009, 2011, 2012). Has won 10 or more games twice, finishing 11-2 at Central Michigan in 2009 and posting a 10-3 record and top-25 final national ranking with Cincinnati in 2011. Won four conference championships in six seasons as a head coach, including the Big East title in 2011 and 2012 with Cincinnati and the 2007 and 2009 Mid-American Conference titles at Central Michigan. Earned Big East Conference Coach of the Year honors from the league after his 10-win season with the Bearcats in 2011 and earned the same honor from CBSsports.com this season.

BORN: Jan. 17, 1968

WIFE: Barb

CHILDREN: Alex, Adam, Andrew

YEAR-BY-YEAR

Year	School	Conf.	Pct.	All	Pct.	Bowl
2012	Cincinnati	5-2	.714	9-3	.750	Belk
2011	Cincinnati	5-2	.714	10-3	.769	Liberty
2010	Cincinnati	2-5	.286	4-8	.333	
2009	Central Michigan	8-0	1.000	11-2	.846	GMAC
2008	Central Michigan	6-2	.750	8-5	.615	Motor City
2007	Central Michigan	6-1	.857	8-6	.571	Motor City
TOTALS		32-12	.727	50-27	.649	6 Years
BOWL RECORD:		3-2	.600			

ASSISTANT COACHES

STEVE STRIPLING (Colorado, 1976) – Assoc. Head Coach/Def. Line – 1st Year

MIKE BAJAKIAN (Williams College [Mass.], 1996) – Offensive Coordinator/Quarterbacks – 1st Year

JOHN JANCEK (Grand Valley State, 1991) – Defensive Coordinator – 1st Year

WILLIE MARTINEZ (Miami [Fla.], 1985) – Asst. Head Coach/Def. Backs – 1st Year

ZACH AZZANNI (Central Michigan, 1999) – Wide Receivers/Rec. Coord. – 1st Year

MARK ELDER (Case Western Reserve, 2000) – Tight Ends/Special Teams – 1st Year

ROBERT GILLESPIE (Florida, 2005) – Running Backs – 1st Year

DON MAHONEY (West Virginia State, 1993) – Offensive Line – 1st Year

TOMMY THIGPEN (North Carolina, 1993) – Linebackers – 1st Year

DAVE LAWSON (West Virginia Tech, 1992) – Director of Strength and Conditioning – 1st Year

SUPPORT STAFF

MIKE VOLLMAR (Siena Heights University, 1988) – Sr. Associate AD, Football Administration

BRAD PENDERGRASS (Tennessee, 1998) – Director of Football Operations

CHRIS SPOGNARDI (Central Michigan, 2008) – Assistant to the Head Coach

BOB WELTON (Adrian College [Mich.], 1991) – Director of Player Personnel

SCOTT ALTIZER (Furman, 1993) – Director of High School Relations

ANTONE DAVIS (Tennessee, 1990) – VFL Coordinator

HEATHER ERVIN (Troy, 1999) – Asst. Director – Football Operations

ROGER FRAZIER (Tennessee, 1982) – Equipment Manager

JOE HARRINGTON (Tennessee, 1990) – Sports Technology Coordinator

CONDREDGE HOLLOWAY (Tennessee, 1991) – Assistant AD – Player Relations

ALLISON MAURER (Olivet Nazarene, 2002) – Sports Nutritionist

JASON McVEIGH (Tennessee, 1996) – Director of Sports Medicine

T TENNESSEE

ALABAMA • ARKANSAS • AUBURN • FLORIDA • GEORGIA • KENTUCKY • LSU • OLE MISS

RETURNING OFFENSIVE STARTERS

No.	Name	Pos	Class	HT	WT	EXP	Hometown/Last School
74	Antonio Richardson	LT	Jr.	6-6	332	2L	Nashville, Tenn./Pearl-Cohn
64	James Stone	C	Sr.	6-3	300	3L	Nashville, Tenn./Maplewood
72	Zach Fulton	G	Sr.	6-5	324	3L	Homewood, Ill./Homewood-Flossmoor
70	Ja'Wuan James	RT	Sr.	6-6	323	3L	Suwanee, Ga./North Gwinnett
20	Rajion Neal	RB	Sr.	5-11	211	3L	Fayetteville, Ga./Sandy Creek

RETURNING DEFENSIVE STARTERS

No.	Name	Pos	Class	Ht	Wt	Exp	Hometown/Last School
98	Daniel McCullers	DL	Sr.	6-8	360	1L	Raleigh, N.C./Georgia Military Acad.
44	Maurice Couch	DL	R-Sr.	6-2	299	2L	Orlando, Fla./Garden City C.C.
55	Jacques Smith	DL	Sr.	6-2	244	3L	Ooltewah, Tenn./Ooltewah
45	A.J. Johnson	LB	Jr.	6-2	240	2L	Gainesville, Ga./Gainesville
56	Curt Maggitt	LB	Jr.	6-3	240	2L	West Palm Beach, Fla./Dwyer
27	Justin Coleman	DB	Jr.	5-10	182	2L	Brunswick, Ga./Brunswick
3	Byron Moore	DB	R-Sr.	6-0	193	2L	Carson, Calif./Los Angeles Harbor C.C.
33	LaDarrell McNeil	DB	So.	6-1	195	1L	Dallas, Texas/Wilmer-Hutchins

STARTERS LOST

Name	Pos	Class	Ht	Wt
Mychal Rivera	TE	R-Sr.	6-3	244
Dallas Thomas	OL	R-Sr.	6-5	310
Cordarrelle Patterson	WR	Jr.	6-3	205
Justin Hunter	WR	Jr.	6-4	200
Tyler Bray	QB	Jr.	6-6	215
Ben Bartholomew	FB	R-Sr.	6-2	252
Zach Rogers	WR	Sr.	6-0	172
Darrington Sentimore	DL	R-Jr.	6-2	288
Herman Lathers	LB	R-Sr.	6-0	230
Prentiss Waggner	DB	Sr.	6-2	182

RETURNING STATISTICAL LEADERS

RUSHING	ATT.	YARDS	AVG.	TDS
Rajion Neal	156	708	4.5	5
Marlin Lane	120	658	5.5	2

PASSING	ATT.	COMP.	INT	TDS	YARDS	PCT.
Justin Worley	53	12	2	0	134	65.2

RECEIVING	REC.	YARDS	AVG.	AVG./GAME	TDS	LONG
Marlin Lane	29	228	7.9	19.0	0	35
Rajion Neal	19	149	16.6	14.9	4	23
Vincent Dallas	9	149	16.6	12.4	1	61
Jacob Carter	8	126	12.5	11.5	1	24
Pig Howard	13	54	4.2	5.4	1	16

TACKLES	TOTAL	SOLO	ASST.	INT	SACKS	TFL (YARDS)
A.J. Johnson	63	75	138	—	1.0-10	8.5 (25)
Byron Moore	48	38	86	5-88	—	2.0 (4)
Justin Coleman	35	24	59	—	—	3.5 (25)

2012 RESULTS

5-7 Overall • 1-7 SEC

Home: 4-3 Away: 0-4 Neutral: 1-0 vs. Division: 1-5 vs. Top 25: 0-5

Aug. 31	[rv/rv]	vs. N.C. State (Atlanta) [TV: 4]	W	35-21	55,529
Sept. 8	[rv/rv]	GEORGIA STATE [TV: 6-10-11]	W	51-13	87,821
Sept. 15	[23/rv]	FLORIDA (18/17) [TV: 2-6]	L	20-37	102,455
Sept. 22	[rv/rv]	AKRON [TV: 6-8-10]	W	47-26	81,719
Sept. 29	[rv/rv]	at Georgia (5/5) [TV: 1]	L	44-51	92,746
Oct. 13	[rv/--]	at Mississippi State (19/18) [TV: 3-6]	L	31-41	57,831
Oct. 20		ALABAMA (1/1) [TV: 2-6]	L	13-44	102,455
Oct. 27		at South Carolina (17/16) [TV: 2-6]	L	35-38	80,250
Nov. 3		TROY [TV: 6-9-10]	W	55-48	84,189
Nov. 10		MISSOURI [TV: 5-6-10]	L	48-51 (4 ot)	89,272
Nov. 17		at Vanderbilt [TV: 3-6]	L	18-41	40,350
Nov. 24		KENTUCKY [TV: 5-6-10]	W	37-17	81,841

TENNESSEE Team Information

BASIC OFFENSE: Multiple

BASIC DEFENSE: 4-3

LETTERMEN RETURNING: 45

OFFENSE: 18

DEFENSE: 23

SPECIALTY: 4

LETTERMEN LOST: 17

OFFENSE: 8

DEFENSE: 9

SPECIALTY: 0

STARTERS RETURNING: 16

OFFENSE: 5

DEFENSE: 8

SPECIALTY: 3

STARTERS LOST: 9

OFFENSE: 6

DEFENSE: 3

SPECIALTY: 0

NOTE: Specialists include punter, place-kicker and long snapper.

All-Star Candidates

JA'WUAN JAMES

Senior • OL • 6-6 • 318 • Suwanee, Ga.



- Garnered multiple preseason honors including Lindy's second team All-SEC, while being named the No. 8 overall top tackle by the magazine, Athlon third team All-SEC and Phil Steele's third team All-SEC.
- The Vols offensive line has been named the Preseason No.2 offensive line in the country and No. 1 in the SEC by both Lindy's and Athlon Sports.
- Started all 37 games of college career, all at right tackle
- Vols have had five games with 500-plus yards of total offense, the most since posting six in 1997

TINY RICHARDSON

Junior • OL • 6-6 • 327 • Nashville, Tenn.



- Earned multiple preseason honors including Phil Steele second team All-American and second team All-SEC, Athlon Sports' second team All-American and second team All-SEC, Lindy's first team All-SEC and was named the No. 5 overall tackle by Lindy's.
- The Vols offensive line has been named the Preseason No.2 offensive line in the country and No. 1 in the SEC by both Lindy's and Athlon Sports.
- Earned starting left tackle job in 2012 training camp starting all 12 games at left tackle earning 2012 Associated Press All-SEC Second Team.

AJ JOHNSON

Junior • LB • 6-2 • 243 • Gainesville, Ga.



- Prior to the 2013 season named to the Lott Trophy Watch List. Also named a preseason second team All-America by Lindy's and Sporting News and a third team All-America by Phil Steele. Named to the preseason first team All-SEC by Lindy's, Athlon Sports, Sporting News, and Phil Steele. Was also named the No. 3 inside linebacker by Lindy's.
- Part of a corps of linebackers ranked No. 8 in the country and No. 2 in the SEC by Lindy's
- In 2012, Led SEC and UT with 138 tackles (fourth-most in NCAA) in 12 starts in 2012, also had team-high 8.5 TFLs for 25 yards, first-career sack and eight quarterback hurries while ranking fourth in NCAA and first SEC in tackles per game (11.5)

DANIEL McCULLERS

Senior • DL • 6-8 • 351 • Raleigh, N.C.



- Named preseason All-American (fourth team) by Phil Steele also being named to Steele's first team preseason All-SEC. Also garnered Athlon Sports third team All-SEC honors.
- Played in all 12 games, seven starts, making 39 tackles, to lead all linemen and finish ninth on team in tackles
- Posted 5.5 TFLs and one sack in debut season
- Over final eight games, had 35 of his 39 tackles (4.4 per game)

T TENNESSEE

ALABAMA • ARKANSAS • AUBURN • FLORIDA • GEORGIA • KENTUCKY • LSU • OLE MISS

2013 Roster

No.	Name	POS	HT	WT	CL	EXP	Hometown
30	Max Arnold	DB	5-11	188	R-So.	SQ	McKenzie, Tenn.
36	Ryan Ault	P/PK	5-11	196	R-Fr.	SQ	Brentwood, Tenn.
88	Joseph Ayres	TE	6-3	254	R-Sr.	SQ	Knoxville, Tenn.
83	Cody Blanc	WR	6-3	205	So.	1L	Knoxville, Tenn.
45	Austin Bolen	RB	5-11	218	R-Sr.	SQ	Knoxville, Tenn.
7	Drae Bowles	WR	6-0	207	R-Fr.	RS	Jackson, Tenn.
86	A.J. Branisel	TE	6-4	235	Fr.	HS	South Euclid, Ohio
17	Brent Brewer	DB	6-1	221	Sr.	3L	Tyrone, Ga.
42	Derrick Brodus	PK/P	5-11	188	R-Jr.	1L	Maryville, Tenn.
90	Malik Brown	DL	6-4	251	Fr.	HS	Palm Beach, Fla.
78	Alex Bullard	OL	6-2	302	R-Sr.	2L	Franklin, Tenn.
5	George Bullock	PK	6-0	207	R-Fr.	RS	Knoxville, Tenn.
51	Kenny Bynum	LB	6-1	247	R-Fr.	RS	Jacksonville, Fla.
39	Michael Cantwell	LB	5-11	204	R-So.	SQ	Morristown, Tenn.
53	J.R. Carr	LS	5-10	215	R-Sr.	1L	Lomita, Calif.
94	Jason Carr	DL	6-5	285	Fr.	HS	Memphis, Tenn.
69	Allan Carson	DL	6-1	326	R-So.	RS	Oxford, Ala.
87	Jacob Carter	WR	6-0	190	R-Jr.	1L	Nashville, Tenn.
93	Gregory Clark	DL	6-2	327	R-Jr.	SQ	Warner Robins, Ga.
27	Justin Coleman	DB	5-10	184	Jr.	2L	Brunswick, Ga.
19	Tyler Coombes	DB	6-0	191	R-Jr.	SQ	Lebanon, Tenn.
44	Maurice Couch	DL	6-2	304	R-Sr.	2L	Orlando, Fla.
18	Jason Croom	WR	6-5	223	R-Fr.	RS	Norcross, Ga.
57	Mack Crowder	OL	6-2	280	R-So.	SQ	Bristol, Tenn.
40	Raiques Crump	LB	6-1	231	Sr.	3L	Adamsville, Ala.
6	Vincent Dallas	WR	5-11	187	Jr.	2L	Ellenwood, Ga.
25	Trevor Daniel	P	6-2	221	Fr.	HS	Dickson, Tenn.
43	Matt Darr	P	6-1	220	R-Jr.	2L	Bakersfield, Calif.
11	Joshua Dobbs	QB	6-3	193	Fr.	HS	Alpharetta, Ga.
85	Brendan Downs	TE	6-5	248	Jr.	2L	Bristol, Tenn.
3	Tyler Drummer	WR/H	6-1	169	R-Sr.	1L.	Powell, Tenn.
40	Alex Ellis	TE	6-4	240	R-So.	SQ	Del Mar, Del.
10	Riley Ferguson	QB	6-3	173	Fr.	HS	Matthews, N.C.
42	Charles Folger	DL	6-4	251	R-Fr.	RS	Augusta, Ga.
22	Malik Foreman	DB	5-10	177	Fr.	HS	Kingsport, Tenn.
46	Channing Fugate	LB	6-1	256	Sr.	3L	Jackson, Ky.
72	Zach Fulton	OL	6-5	323	Sr.	3L	Homewood, Ill.
59	Matt Giampapa	LS	6-0	229	R-So.	RS	Jackson, Tenn.
65	Jacob Gilliam	OL	6-4	287	R-Jr.	SQ	Knoxville, Tenn.
59	Gregory Grieco	LB	5-10	218	R-Jr.	SQ	Knoxville, Tenn.
52	Christian Harris	LB	6-1	240	R-So.	1L	Woodstock, Ga.
1	Paul Harris	WR	6-4	200	Fr.	HS	Accokeek, Md.
57	Andrew Henry	LS	6-2	212	R-So.	SQ	Gallatin, Tenn.
13	Charlie High	QB	6-0	185	Fr.	HS	Knoxville, Tenn.
30	Alden Hill	RB	6-2	215	R-Fr.	RS	Alliance, Ohio
97	Daniel Hood	DL	6-4	277	R-Sr.	2L	Knoxville, Tenn.
2	Pig Howard	WR	5-8	185	So.	1L	Orlando, Fla.
75	Marcus Jackson	OL	6-2	307	Jr.	2L	Vero Beach, Fla.
70	Ja'Wuan James	OL	6-6	318	Sr.	3L	Suwanee, Ga.
5	Ryan Jenkins	WR	5-11	180	Fr.	HS	Marietta, Ga.
45	A.J. Johnson	LB	6-2	243	Jr.	2L	Gainesville, Ga.
81	Johnathon Johnson	WR	5-9	176	So.	TR	Friendswood, Texas
28	Lemond Johnson	DB	6-1	188	Fr.	HS	Cooper City, Fla.
21	Riyahd Jones	DB	6-0	179	Jr.	JC	Columbus, Ga.
22	Reggie Juin	RB	5-7	173	R-Sr.	SQ	Conyers, Ga.
63	Brett Kendrick	OL	6-6	305	Fr.	HS	Knoxville, Tenn.

No.	Name	POS	HT	WT	CL	EXP	Hometown
77	Kyler Kerbyson	OL	6-4	306	R-So.	1L	Knoxville, Tenn.
48	Greg King	LB	6-2	247	R-Sr.	1L	Memphis, Tenn.
38	Justin King	TE	6-2	240	So.	1L	Dunwoody, Ga.
15	Marlin Lane	RB	5-11	205	Jr.	2L	Daytona Beach, Fla.
4	LaTroy Lewis	DL	6-4	245	R-Fr.	RS	Akron, Ohio
56	Curt Maggitt	LB	6-3	239	Jr.	2L	West Palm Beach, Fla.
98	Daniel McCullers	DL	6-8	351	Sr.	1L	Raleigh, N.C.
33	LaDarrell McNeil	DB	6-1	199	So.	1L	Dallas, Texas
82	Justin Meredith	TE	6-5	235	R-Fr.	RS	Anderson, S.C.
80	Corey Miller	DL	6-3	265	Sr.	3L	Wellford, S.C.
89	Jaylen Miller	DL	6-2	240	Fr.	HS	Gaffney, S.C.
3	Byron Moore	DB	6-0	208	R-Sr.	2L	Carson, Calif.
20	Rajion Neal	RB	5-11	212	Sr.	3L	Fayetteville, Ga.
8	Marquez North	WR	6-4	215	Fr.	HS	Charlotte, N.C.
95	Danny O'Brien	DL	6-2	287	R-Fr.	RS	Flint, Mich.
36	Naz Oliver	DB	5-10	186	R-Sr.	SQ	Jersey City, N.J.
26	Geraldo Orta	DB	6-0	176	R-So.	1L	Valdosta, Ga.
6	Tyler Page	QB	6-3	206	R-Jr.	TR	Candler, N.C.
66	Marques Pair	OL	6-5	329	R-Jr.	SQ	Sumter, S.C.
1	Michael Palardy	PK/P	5-11	185	Sr.	3L	Coral Springs, Fla.
10	Brett Parisi	WR	6-2	184	R-Jr.	SQ	Knoxville, Tenn.
12	Nathan Peterman	QB	6-2	221	R-Fr.	RS	Fruit Cove, Fla.
67	Alan Posey	OL	6-5	307	R-So.	SQ	Smithonia, Ga.
21	David Priddy	DB	5-10	170	Fr.	HS	Hendersonville, Tenn.
47	John Propst	LB	6-0	219	Sr.	3L	Hoover, Ala.
84	Woody Quinn	TE	6-6	253	Jr.	TR	Dana Point, Calif.
37	Brian Randolph	DB	6-0	199	R-So.	2L	Kennesaw, Ga.
34	Jalen Reeves-Maybin	DB	6-1	210	Fr.	HS	Clarksville, Tenn.
74	Antonio Richardson	OL	6-6	327	Jr.	2L	Nashville, Tenn.
60	Austin Sanders	OL	6-5	310	Fr.	HS	Cleveland, Tenn.
41	Dontavis Sapp	LB	6-2	227	Sr.	3L	Valdosta, Ga.
96	Trevarris Saulsberry	DL	6-4	291	R-So.	1L	Gainesville, Fla.
76	John Simcox	OL	6-2	295	R-Fr.	SQ	Kingsport, Tenn.
55	Jacques Smith	DL	6-2	243	Sr.	3L	Ooltewah, Tenn.
25	Josh Smith	WR	6-1	193	Fr.	HS	Knoxville, Tenn.
29	Tom Smith	RB	5-11	220	R-So.	RS	Apopka, Fla.
18	Joe Stocstill	LB	6-2	232	R-Fr.	RS	Lewisburg, Tenn.
64	James Stone	OL	6-3	291	Sr.	3L	Nashville, Tenn.
24	Deanthonie Summerhill	RB	5-9	196	R-Jr.	SQ	Tuscumbia, Ala.
43	Dakota Summers	TE	6-3	230	R-Jr.	SQ	Camden, Tenn.
23	Cameron Sutton	DB	6-1	180	Fr.	HS	Jonesboro, Ga.
29	Devaun Swafford	DB	5-11	184	Fr.	HS	Kingsport, Tenn.
53	Justin Thomas	LB	6-0	228	R-Fr.	RS	Richmond, Va.
31	Tino Thomas	DB	6-0	206	R-Fr.	RS	Memphis, Tenn.
38	Nikolay Timoschuk	LB	6-1	218	R-Fr.	RS	Chattanooga, Tenn.
35	JaRon Toney	DB	5-10	184	R-Jr.	1L	Alcoa, Tenn.
34	Patrick Toole	PK	5-10	174	R-So.	TR	Walkill, N.Y.
50	Corey Vereen	DL	6-2	248	Fr.	HS	Winter Garden, Fla.
39	Kendal Vickers	DL	6-3	240	Fr.	HS	Havelock, N.C.
58	Marlon Walls	DL	6-2	272	R-Sr.	3L	Olive Branch, Miss.
80	Dylan West	WR	6-1	183	R-Jr.	SQ	Oneida, Tenn.
71	Dylan Wiesman	OL	6-3	308	Fr.	HS	Cincinnati, Ohio
54	Jordan Williams	DL	6-5	260	Jr.	2L	Gainesville, Fla.
7	Michael Williams	DB	5-11	171	R-Fr.	HS	Laurel, Md.
14	Justin Worley	QB	6-4	222	Jr.	2L	Rock Hill, S.C.
19	Devrin Young	WR	5-8	171	Jr.	2L	Knoxville, Tenn.

TENNESSEE

MISSISSIPPI STATE • MISSOURI • SOUTH CAROLINA • TENNESSEE • TEXAS A&M • VANDERBILT

Year-By-Year Records

Year	Coach	SEC	SEC Finish	Overall	Bowls
1891	None			0-1	
1892	None			2-5	
1893	None			2-4	
1894	No Team				
1895	No Team				
1896	None			4-0	
1897	None			4-1	
1898	No Team				
1899	J.A. Pierce			6-2	
1900	J.A. Pierce			3-2-1	
1901	George Kelley			3-3-2	
1902	H.F. Fisher			6-2	
1903	H.F. Fisher			4-5	
1904	S.D. Crawford			3-5-1	
1905	J.D. DePree			3-5-1	
1906	J.D. DePree/Roscoe Ward			1-6-2	
1907	George Levene			7-2-1	
1908	George Levene			7-2	
1909	George Levene			1-6-2	
1910	Alex Stone			3-5-1	
1911	Z.G. Clevenger			3-4-2	
1912	Z.G. Clevenger			4-4	
1913	Z.G. Clevenger			6-3	
1914	Z.G. Clevenger			9-0	
1915	Z.G. Clevenger			4-4	
1916	John R. Bender			8-0-1	
1917	No Team				
1918	No Team				
1919	John R. Bender			3-3-3	
1920	John R. Bender			7-2	
1921	M.B. Banks			6-2-1	
1922	M.B. Banks			8-2	
1923	M.B. Banks			5-4-1	
1924	M.B. Banks			3-5	
1925	M.B. Banks			5-2-1	
1926	Robert R. Neyland			8-1	
1927	Robert R. Neyland			8-0-1	
1928	Robert R. Neyland			9-0-1	
1929	Robert R. Neyland			9-0-1	
1930	Robert R. Neyland			9-1	
1931	Robert R. Neyland			9-0-1	New York
1932	Robert R. Neyland			9-0-1	
1933	Robert R. Neyland	5-2	4	7-3	
1934	Robert R. Neyland	5-1	3	8-2	
1935	W.H. Britton	2-3	9†	4-5	
1936	Robert R. Neyland	3-1-2	4	6-2-2	
1937	Robert R. Neyland	4-3	7	6-3-1	
1938	Robert R. Neyland	7-0	1	11-0	Orange
1939	Robert R. Neyland	6-0	1†	10-1	Rose
1940	Robert R. Neyland	5-0	1	10-1	Sugar
1941	John Barnhill	3-1	2	8-2	
1942	John Barnhill	4-1	2†	9-1-1	Sugar
1943	NO TEAM				
1944	John Barnhill	5-0-1	2	7-1-1	Rose
1945	John Barnhill	3-1	2	8-1	
1946	Robert R. Neyland	5-0	1†	9-2	Orange
1947	Robert R. Neyland	2-3	9†	5-5	
1948	Robert R. Neyland	2-3-1	8	4-4-2	
1949	Robert R. Neyland	4-1-1	3	7-2-1	
1950	Robert R. Neyland	4-1	2	11-1	Cotton
1951	Robert R. Neyland	5-0	1†	10-1	Sugar
1952	Robert R. Neyland	5-0-1	2	8-2-1	Cotton
1953	Harvey Robinson	3-2-1	7	6-4-1	
1954	Harvey Robinson	1-5	11†	4-6	
1955	Bowden Wyatt	3-2-1	4	6-3-1	
1956	Bowden Wyatt	6-0	1	10-1	Sugar
1957	Bowden Wyatt	4-3	5	8-3	Gator
1958	Bowden Wyatt	4-3	5	4-6	
1959	Bowden Wyatt	3-4-1	8	5-4-1	
1960	Bowden Wyatt	3-2-2	5	6-2-2	
1961	Bowden Wyatt	4-3	4†	6-4	
1962	Bowden Wyatt	2-6	10	4-6	
1963	Jim McDonald	3-5	8	5-5	
1964	Doug Dickey	1-5-1	10	4-5-1	
1965	Doug Dickey	3-1-2	3†	8-1-2	Bluebonnet
1966	Doug Dickey	4-2	5	8-3	Gator
1967	Doug Dickey	6-0	1	9-2	Orange
1968	Doug Dickey	4-1-1	2	8-2-1	Cotton
1969	Doug Dickey	5-1	1	9-2	Gator
1970	Bill Battle	4-1	2	11-1	Sugar
1971	Bill Battle	4-2	4†	10-2	Liberty
1972	Bill Battle	4-2	4	10-2	Bluebonnet
1973	Bill Battle	3-3	4	8-4	Gator
1974	Bill Battle	2-3-1	7†	7-3-2	Liberty
1975	Bill Battle	3-3	5	7-5	
1976	Bill Battle	2-4	8	6-5	
1977	Johnny Majors	1-5	8	4-7	
1978	Johnny Majors	3-3	4†	5-5-1	
1979	Johnny Majors	3-3	5†	7-5	Bluebonnet
1980	Johnny Majors	3-3	6	5-6	

Year	Coach	SEC	SEC Finish	Overall	Bowls
1981	Johnny Majors	3-3	4†	8-4	Garden State
1982	Johnny Majors	3-2-1	5	6-5-1	Peach
1983	Johnny Majors	4-2	3†	9-3	Citrus
1984	Johnny Majors	3-3	5†	7-4-1	Sun
1985	Johnny Majors	5-1	1	9-1-2	Sugar
1986	Johnny Majors	3-3	6	7-5	Liberty
1987	Johnny Majors	4-1-1	3	10-2-1	Peach
1988	Johnny Majors	3-4	6†	5-6	
1989	Johnny Majors	6-1	1†	11-1	Cotton
1990	Johnny Majors	5-1-1	1	9-2-2	Sugar
1991	Johnny Majors	5-2	3	9-3	Fiesta
1992	Johnny Majors/ Phillip Fulmer	5-3	3-E	9-3	Hall of Fame
1993	Phillip Fulmer	#7-1	T1-E	#10-2	Citrus
1994	Phillip Fulmer	5-3	2-E	8-4	Gator
1995	Phillip Fulmer	7-1	2-E	11-1	Citrus
1996	Phillip Fulmer	7-1	2-E	10-2	Citrus
1997	Phillip Fulmer	7-1	1-E	11-2	Orange
1998	Phillip Fulmer	8-0	1-E	13-0	Fiesta
1999	Phillip Fulmer	6-2	2-E	9-3	Fiesta
2000	Phillip Fulmer	5-3	2-E	8-4	Cotton
2001	Phillip Fulmer	7-1	1-E	11-2	Citrus
2002	Phillip Fulmer	5-3	3-E	8-5	Peach
2003	Phillip Fulmer	6-2	T1-E	10-3	Peach
2004	Phillip Fulmer	7-1	1-E	10-3	Cotton
2005	Phillip Fulmer	3-5	T4-E	5-6	
2006	Phillip Fulmer	5-3	2-E	9-4	Outback
2007	Phillip Fulmer	6-2	T1-E	10-4	Outback
2008	Phillip Fulmer	3-5	5-E	5-7	
2009	Lane Kiffin	4-4	T2-E	7-6	Chick-fil-A
2010	Derek Dooley	3-5	T3-E	6-7	Music City
2011	Derek Dooley	1-7	6-E	5-7	
2012	Derek Dooley/ Jim Chaney	1-7	6-E	5-7	

#Includes game forfeited to Tennessee

BOWL RESULTS (25-24)

Bowl	Opponent	Result	Date
*New York	New York University	W 13-0	12-5-31
Orange	Oklahoma	W 17-0	1-1-39
Rose	Southern California	L 0-14	1-1-40
Sugar	Boston College	L 13-19	1-1-41
Sugar	Tulsa	W 14-7	1-1-43
Rose	Southern California	L 0-25	1-1-45
Orange	Rice	L 0-8	1-1-47
Cotton	Texas	W 20-14	1-1-51
Sugar	Maryland	L 13-28	1-1-52
Cotton	Texas	L 0-16	1-1-53
Sugar	Baylor	L 7-13	1-1-57
Gator	Texas A&M	W 3-0	12-28-57
Bluebonnet	Tulsa	W 27-6	12-18-65
Gator	Syracuse	W 18-12	12-31-66
Orange	Oklahoma	L 24-26	1-1-68
Cotton	Texas	L 13-36	1-1-69
Gator	Florida	L 13-14	12-27-69
Sugar	Air Force	W 34-13	1-1-71
Liberty	Arkansas	W 14-13	12-20-71
Bluebonnet	LSU	W 24-17	12-30-72
Gator	Texas Tech	L 19-28	12-29-73
Liberty	Maryland	W 7-3	12-16-74
Bluebonnet	Purdue	L 22-27	12-31-79
Garden State	Wisconsin	W 28-21	12-13-81
Peach	Iowa	L 22-28	12-31-82
Citrus	Maryland	W 30-23	12-17-83
Sun	Maryland	L 27-28	12-22-84
Sugar	Miami (Fla.)	W 35-7	1-1-86
Liberty	Minnesota	W 21-14	12-29-86
Peach	Indiana	W 27-22	1-2-88
Cotton	Arkansas	W 31-27	1-1-90
Sugar	Virginia	W 23-22	1-1-91
Fiesta	Penn State	L 17-42	1-1-92
Hall of Fame	Boston College	W 38-23	1-1-93
Citrus	Penn State	L 13-31	1-1-94
Gator	Virginia Tech	W 45-23	12-30-94
Citrus	Ohio State	W 20-14	1-1-96
Citrus	Northwestern	W 48-28	1-1-97
Orange	Nebraska	L 17-42	1-2-98
Fiesta	Florida State	W 23-16	1-4-99
Fiesta	Nebraska	L 21-31	1-2-00
Cotton	Kansas State	L 21-35	1-1-01
Citrus	Michigan	W 45-17	1-1-02
Peach	Maryland	L 3-30	12-31-02
Peach	Clemson	L 14-27	1-2-04
Cotton	Texas A&M	W 38-7	1-1-05
Outback	Penn State	L 10-20	1-1-07
Outback	Wisconsin	W 21-17	1-1-08
Chick-fil-A	Virginia Tech	L 37-14	12-31-09
Music City	North Carolina	L 27-30 (2OT)	12-30-10

*not recognized by NCAA



2013 SCHEDULE

Aug. 31	RICE	A&M leads 50-27-2
Sept. 7	SAM HOUSTON ST.	A&M leads 11-0
Sept. 14	ALABAMA*	UA leads 3-2
Sept. 21	SMU	A&M leads 43-29-7
Sept. 28	at Arkansas*	ARK leads 41-25-3
Oct. 12	at Ole Miss*	A&M leads 5-0
Oct. 19	AUBURN*	A&M leads 3-0
Oct. 26	VANDERBILT*	First meeting
Nov. 2	UTEP	A&M leads 2-0
Nov. 9	MISSISSIPPI ST.*	Tied 3-3
Nov. 23	at LSU*	LSU leads 28-20-3
Nov. 30	at Missouri*	A&M leads 8-5

Texas A&M University Aggies Quick Facts

LOCATION: College Station, Texas

FOUNDED: 1876

ENROLLMENT: 53,219 (Fall, '12)

NICKNAME: Aggies

COLORS: Maroon (PMS 505) and White

STADIUM: Kyle Field (83,002)

PLAYING SURFACE: Natural Grass

FIRST GAME: Oct. 7, 1905 – Texas A&M 29, Houston YMCA 0

HOME RECORD: 388-154-19 (.709)

HOME ATTENDANCE: 522,083 (87,014 avg./105.36% Capac/-ity)

ALL-TIME RECORD: 692-452-48 (.601/1,192 games)

2012 RECORD: 11-2 (4-2 H, 6-0 A, 1-0 N, 5-1 vs. Western Division)

2012 SEC RECORD/FINISH: 6-2/ T2nd SEC West

SEC CHAMPIONSHIPS: 0

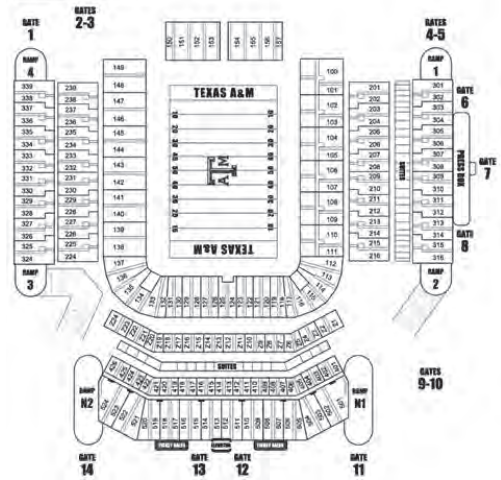
BOWL: AT&T Cotton Bowl, Arlington, Texas (Texas A&M 41, Oklahoma 13)

BOWL APPEARANCES: 34

BOWL RECORD: 15-19 (.441)

LAST BOWL APPEARANCE: AT&T Cotton Bowl, Arlington, Texas (defeated Oklahoma 41-13, Jan. 4, 2013)

KYLE FIELD



DR. R. BOWEN LOFTIN
President
(Texas A&M, '71)



DR. TOM ADAIR
Faculty Representative
(Texas A&M, '57)



ERIC HYMAN
Athletics Director
(North Carolina, '73)



KEVIN SUMLIN
Head Football Coach
(Purdue, '88)

KEVIN SUMLIN



HOMETOWN: Indianapolis, Ind.

ALMA MATER : Purdue (1988)

PLAYING CAREER: 1983-86

COACHING EXPERIENCE: Sixth season as head coach

COACHING ACHIEVEMENTS: Three-time National Coach of the Year finalist

BORN: Aug. 3, 1964

WIFE: Charlene Sumlin

CHILDREN: daughters Courtney and Shelby; sons Jackson and Joey

YEAR-BY-YEAR

Year	School	Conf.	Pct.	All	Pct.	Bowl
2008	Houston	6-2	.750	8-5	.615	Armed Forces
2009	Houston	6-2	.750	10-4	.714	Armed Forces
2010	Houston	4-4	.500	5-7	.417	
2011	Houston	8-0	1.00	*13-1	*.929	*TicketCity
2012	Texas A&M	6-2	.750	11-2	.846	Cotton
TOTALS		30-10	.750	46-19	.708	5 Years
Texas A&M Record		6-2	.750	11-2	.846	1 Year
Houston Record		24-8	.750	35-17	.679	4 Years
BOWL RECORD:		2-1	.500			

* — Kevin Sumlin resigned as UH head coach on Dec. 10, 2011 and did not coach the Cougars in the bowl game. His overall record does not reflect the victory.

ASSISTANT COACHES

CLARENCE MCKINNEY (Mary, 1994) – Offensive Coordinator/
Running Backs – 2nd Year

MARK SNYDER (Marshall, 1988) – Defensive Coordinator –
2nd Year

JAKE SPAVITAL (Missouri St., 2008) – Co-Offensive Coordinator/
Quarterbacks – 1st Year

MARCEL YATES (Boise State, 2000) – Co-Defensive Coordinator/
Secondary – 2nd Year

B.J. ANDERSON (Stephen F. Austin, 1997) – Offensive Line –
2nd Year

JEFF BANKS (Washington St., 1999) Special Teams Coordinator/
Tight Ends – 1st Year

DAVID BEATY (Lindenwood, 1994) – Wide Receivers/Recruiting
Coordinator – 2nd Year

MARK HAGEN (Indiana, 1995) – Linebackers – 1st Year

TERRY PRICE (Texas A&M, 1990) – Defensive Line – 2nd Year

SUPPORT STAFF

LARRY JACKSON (Texas A&M, 1995) – Director of FB Sports
Performance

JUSTIN MOORE (Texas A&M, 2004) – Associate AD for FB

GARY REYNOLDS (Texas A&M, 1988) – Director of FB Operations



TEXAS A&M

ALABAMA • ARKANSAS • AUBURN • FLORIDA • GEORGIA • KENTUCKY • LSU • OLE MISS

RETURNING OFFENSIVE STARTERS

No.	Name	POS	CLASS	HT	WT	EXP	Hometown/Last School
2	Johnny Manziel	QB	So.	6-1	200	1L	Kerrville, TX/Tivy
13	Mike Evans	WR	So.	6-5	218	1L	Galveston, TX/Ball
51	Jarvis Harrison	LG	Jr.	6-3	320	2L	Navasota, TX/Navasota
70	Cedric Ogbuehi	RG	Jr.	6-5	295	2L	Allen, TX/Allen
75	Jake Matthews	RT	Sr.	6-5	305	3L	Missouri City, TX/Elkins
1	Ben Malena	RB	Sr.	5-8	195	3L	Cedar Hill, TX/Cedar Hill

RETURNING DEFENSIVE STARTERS

No.	Name	POS	CLASS	HT	WT	EXP	Hometown/Last School
95	Julien Obioha	DE	So.	6-4	255	1L	New Orleans, LA/Brother Martin
42	Kirby Ennis	NG	Sr.	6-4	310	3L	Huntsville, TX/Huntsville
8	Steven Jenkins	WLB	Sr.	6-2	220	2L	Pensacola, FL/Pine Forest/Coffeyville (KS) CC
29	Deshazor Everett	CB	Jr.	6-0	181	2L	DeRidder, LA/DeRidder
31	Howard Matthews	BS	Jr.	6-2	206	2L	League City, TX/Clear Springs

STARTERS LOST

Name	POS	CLASS	HT	WT
Ryan Swope	WR	Sr.	6-0	206
Uzoma Nwachukwu	WR	Sr.	6-0	194
Kenric McNeal	WR	Sr.	6-1	184
Patrick Lewis	C	Sr.	6-2	312
Luke Joeckel	LT	Jr.	6-6	310
Spencer Nealy	DT	Sr.	6-5	280
Damontre Moore	Rush	Jr.	6-4	250
Jonathan Stewart	MLB	Sr.	6-4	244
Sean Porter	SLB	Sr.	6-2	230
Dustin Harris	CB	Sr.	6-0	175
Steven Terrell	FS	Sr.	5-10	193

RETURNING STATISTICAL LEADERS

RUSHING:	ATT	YARDS	AVG	TDS
Johnny Manziel	201	1,410	7.0	21
Ben Malena	138	808	5.9	8

PASSING:	ATT	COMP	INT	TDS	YARDS
Johnny Manziel	434	295	9	26	3,706

RECEIVING:	REC	YARDS	TDS
Mike Evans	82	1105	5
Malcome Kennedy	26	285	2

TACKLES:	TOTAL	SACKS	INT	TFL (YDS)
Steven Jenkins	78	2	0	5.5 (22)
Toney Hurd, Jr.	67	0	1	4 (14)

TEXAS A&M Team Information

BASIC OFFENSE: Multiple
BASIC DEFENSE: Multiple 4-3

LETTERMEN RETURNING: 47

OFFENSE: 20
DEFENSE: 21
SPECIALTY: 6

LETTERMEN LOST: 26

OFFENSE: 11
DEFENSE: 11
SPECIALTY: 4

STARTERS RETURNING: 14

OFFENSE: 6
DEFENSE: 5
SPECIALTY: 3

STARTERS LOST: 13

OFFENSE: 5
DEFENSE: 6
SPECIALTY: 2

NOTE: Specialists include punter and place-kicker only.

2012 RESULTS

11-2 Overall • 6-2 SEC
Home: 4-2 Away: 6-0 Neutral: 1-0 vs. Division: 5-1 vs. Top 25: 4-2

Sept. 8	[rv/rv]	FLORIDA (24/23) [TV: 2-6]	L	17-20	87,114
Sept. 15	[--/rv]	at SMU [TV: 9]	W	48-3	32,016
Sept. 22	[rv/rv]	SOUTH CAROLINA STATE [TV: 6-9-10]	W	70-14	86,775
Sept. 29	[rv/rv]	ARKANSAS [TV: 5-6-10]	W	58-10	86,442
Oct. 6	[rv/rv]	at Ole Miss [TV: 4]	W	30-27	55,343
#Oct. 13	[22/21]	at Louisiana Tech(Shreveport) (23/24) [TV: 4]	W	59-57	40,453
Oct. 20	[20/19]	LSU (6/6) [TV: 2-6]	L	19-24	87,429
Oct. 27	[22/21]	at Auburn [TV: 4]	W	63-21	85,119
Nov. 3	[16/16]	at Mississippi State (17/18) [TV: 2-6]	W	38-13	55,240
Nov. 10	[15/14]	at Alabama (1/1) [TV: 1]	W	29-24	101,821
Nov. 17	[9/10]	SAM HOUSTON STATE [TV: 6-10-11]	W	47-28	87,101
Nov. 24	[9/10]	MISSOURI [TV: 3-6]	W	59-29	87,222
Jan. 4	[10/9]	vs. Oklahoma (12/11) [TV: 17] AT&T Cotton Bowl • Arlington, Texas	W	41-13	87,025

- rescheduled from Aug. 30 due to Hurricane Isaac

All-Star Candidates

JOHNNY MANZIEL

Sophomore • QB • 6-1 • 200 • Kerrville, Texas



- First freshman to win the Heisman Trophy in 2012.
- Consensus 2012 All-America quarterback, also named the Davey O'Brien Award winner and the Manning Award winner.
- First Aggie to be named College Player of the Year by the Associated Press
- First SEC player to reach the 5,000-yard plateau in total offense for a season with 5,116 total yards, an NCAA freshman record and No. 9 on NCAA all-time list.

MIKE EVANS

Sophomore • WR • 6-5 • 225 • Galveston, Texas



- Preseason 2013 second-team All-SEC wide receiver by the Birmingham News
- 2012 Freshman All-SEC team selection
- Led the team with 82 catches (#3 in the SEC) for 1,105 yards (#3 in SEC), which were both A&M freshman records.
- Had four or more catches in every game in 2012.
- Had three 100-yard receiving games in 2012, including a career-high 137 vs. Louisiana Tech

JAKE MATTHEWS

Senior • OT • 6-5 • 305 • Missouri City, Texas



- Preseason 2013 All-SEC selection by the Birmingham News
- 2012 All-American (FWAA) and first-team All-SEC selection at offensive tackle.
- Moved from right tackle to left in the spring to replace 2012 Outland Trophy winner Luke Joeckel
- Three-year starter, has started 33 consecutive games on the Aggies' offensive line
- Older brother Kevin started two seasons for the Aggies and younger brother Mike is penciled in at center in 2013, his father Bruce is an NFL Hall of Famer.

DESHAZOR EVERETT

Junior • CB • 6-0 • 185 • DeRidder, Louisiana



- Preseason 2013 second-team All-SEC defensive back by the Birmingham News
- Has made 12 career starts and seven consecutive in the secondary between cornerback and safety
- Made goalline interception against top-ranked Alabama to preserve a 29-24 Aggie victory over the eventual national champions in Tuscaloosa in 2012
- Broke up seven passes and tied for the team lead with two interceptions in 2012
- Made 56 stops in 2012, including three for loss of yardage



TEXAS A&M

ALABAMA • ARKANSAS • AUBURN • FLORIDA • GEORGIA • KENTUCKY • LSU • OLE MISS

2013 Roster

No.	Name	POS	HT	WT	CL-EXP	Hometown
76	Joas Aguilar	OL	6-4	270	Fr-HS	North Richland Hills, TX
41	Brandon Alexander	DL	6-6	255	So-1L	Brenham, TX
65	John-Albert Arechiga	OL	6-2	300	So-SQ	Houston, TX
96	Jay Arnold	DL	6-4	265	Fr-HS	Rockwall, TX
9	Nate Askeew	LB	6-4	225	Sr-3L	San Antonio, TX
16	Donnie Baggs	LB	6-1	230	Jr-2L	League City, TX
43	Justin Bass	LB	6-2	217	Jr-1L	Plano, TX
24	Taylor Bertolet	PLK	5-9	174	So-1L	Reading, PA
26	Devonta Burns	DB	6-0	201	So-SQ	Arlington, TX
42	Ryan Buscha	WR	5-8	175	Jr-SQ	Round Rock, TX
21	Tra Carson	RB	6-0	227	So-TR	Texarkana, TX
79	Joseph Cheek	OL	6-7	300	So-1L	Seguin, TX
13	Reggie Chevis	LB	6-1	250	Fr-HS	Houston, TX
48	Darian Claiborne	LB	6-0	225	Fr-HS	Port Allen, LA
87	Cameron Clear	TE	6-6	270	Jr-TR	Memphis, TN
56	Nick Cobb	LB	5-11	200	Fr-HS	Allen, TX
38	Matt Coleman	DB	5-9	170	Fr-HS	San Antonio, TX
68	Compton Ben	OL	6-4	307	Jr-2L	Friendswood, TX
6	Davis Matt	QB	6-2	206	Fr-RS	Houston, TX
28	Davis Victor	DB	6-0	175	Fr-HS	Rosenberg, TX
27	Dolezal Brice	RB	5-9	170	So-1L	Austin, TX
6	Ellis Noel	DB	5-10	175	Fr-HS	New Orleans, LA
42	Ennis Kirby	DL	6-4	300	Sr-3L	Huntsville, TX
13	Mike Evans	WR	6-5	225	So-1L	Galveston, TX
29	Deshazor Everett	DB	6-0	185	Jr-2L	DeRidder, LA
19	Conner Feist	QB	6-2	200	Fr-HS	Houston, TX
33	Ace Fierro	WR	6-1	196	Jr-SQ	Smithville, TX
35	Reece Fierro	WR	6-1	190	Jr-SQ	Smithville, TX
59	Isaac Flores	DL	6-3	300	Fr-RS	Santa Rosa, TX
30	Johntel Franklin	DB	6-2	200	Sr-1L	Milwaukee, WI
54	Alex Freeman	DS	6-1	228	Jr-SQ	Round Rock, TX
19	Matt Fritsche	DB	6-3	171	So-SQ	Bryan, TX
22	Tavares Garner	DB	6-0	175	Fr-HS	Missouri City, TX
67	Tyler Godwin	DL	6-3	280	Fr-RS	Clear Springs, TX
99	Isaiah Golden	DL	6-2	320	Fr-HS	Carthage, TX
25	LaQuvionte Gonzalez	WR	5-10	165	Fr-HS	Cedar Hill, TX
78	Garrett Gramling	OL	6-6	309	Jr-SQ	Denton, TX
10	Daeshon Hall	DL	6-6	225	Fr-HS	Lancaster, TX
1	De'Vante Harris	DB	5-10	175	So-1L	Mesquite, TX
51	Jarvis Harrison	OL	6-4	320	Jr-2L	Navasota, TX
39	Daniel Havens	DS	6-1	200	Fr-HS	College Station, TX
81	Nehemiah Hicks	TE	6-4	250	Sr-3L	Hutto, TX
7	Kenny Hill	QB	6-1	215	Fr-HS	Southlake, TX
46	A.J. Hilliard	LB	6-2	210	So-TR	Klein, TX
23	Sabian Holmes	WR	5-11	175	So-1L	Southlake, TX
25	Clay Honeycutt	DB	6-2	200	Jr-1L	Dickinson, TX
27	Shane Huhn	DB	5-11	200	So-TR	Cibola, TX
4	Toney Hurd Jr.	DB	5-9	180	Sr-3L	Missouri City, TX
93	Ben Huskinson	DL	6-3	210	Fr-HS	Houston, TX
74	Germain Ifedi	OL	6-5	320	Fr-RS	Houston, TX
7	Tramain Jacobs	DB	6-1	190	Sr-1L	Covington, LA
8	Steven Jenkins	LB	6-2	220	Sr-2L	Pensacola, FL
16	Matt Joeckel	QB	6-4	234	Jr-1L	Arlington, TX
58	Cody Johnson	LB	6-1	220	So-SQ	Anahuac, TX
38	Drew Kaser	P	6-3	220	So-SQ	Strongsville, OH
84	Malcome Kennedy	WR	6-0	200	Jr-2L	Cayuga, TX
77	Shep Klinke	OL	6-7	305	Sr-3L	Katy, TX
15	Travis Labhart	WR	5-9	182	Sr-2L	Dallas, TX
88	Gaston Lamascus	WR	5-6	182	Sr-1L	Navasota, TX
49	Josh Lambo	PLK	6-0	215	So-TR	Middleton, WI

No.	Name	POS	HT	WT	CL-EXP	Hometown
83	Sebastian Larue	WR	5-11	180	Fr-HS	Los Angeles, CA
63	Ryan Lindblade	OL	6-7	305	Fr-HS	Richmond, TX
62	Chad Loitz	OL	6-1	290	Fr-HS	Austin, TX
1	Ben Malena	RB	5-8	195	Sr-3L	Cedar Hill, TX
55	Justin Manning	DL	6-1	270	Fr-HS	Dallas, TX
90	Polo Manukainiu	DL	6-5	270	Fr-RS	Eules, TX
2	Johnny Manziel	QB	6-1	200	So-1L	Kerrville, TX
15	Kenneth Marshall	DB	6-0	191	Fr-RS	South Houston, TX
49	Taylor Martinez	LB	6-0	215	Fr-RS	Fort Bend, TX
45	Jordan Mastrogiovanni	LB	6-2	230	Fr-HS	Dallas, TX
31	Howard Matthews	DB	6-2	200	Jr-2L	League City, TX
75	Jake Matthews	OL	6-5	305	Sr-3L	Missouri City, TX
56	Mike Matthews	OL	6-3	280	So-1L	Missouri City, TX
14	Conner McQueen	QB	5-10	175	Fr-RS	Klein, TX
54	Corey Meador	LB	6-0	175	Fr-HS	Plano, TX
23	Kameron Miles	DB	6-1	215	Fr-HS	Mesquite, TX
44	Sam Moeller	DB	5-11	186	So-1L	San Antonio, TX
57	Alvin Munrose	LB	6-1	195	Fr-RS	Baytown, TX
82	Boone Niederhofer	WR	6-0	180	Fr-RS	San Antonio, TX
95	Julien Obioha	DL	6-4	255	So-1L	New Orleans, LA
70	Cedric Ogbuehi	OL	6-5	300	Jr-2L	Allen, TX
50	Justin Ortega	DS	5-10	235	Jr-2L	San Antonio, TX
80	Kyrion Parker	WR	6-2	190	Fr-HS	Manvel, TX
64	Tyler Parker	OL	6-3	266	Fr-HS	Katy, TX
92	Jordan Points	DL	6-3	260	Fr-HS	Rockwall, TX
18	Edward Pope	WR	6-4	170	Fr-RS	Carthage, TX
14	Floyd Raven, Sr.	DB	6-2	190	Jr-2L	Kenner, LA
32	Rylan Riney	DB	5-11	175	So-SQ	Aledo, TX
89	Ivan Robinson	DL	6-3	270	Jr-2L	Longville, LA
3	Tommy Sanders	LB	6-2	215	Jr-TR	Cordele, GA
94	Tanner Schorp	DL	6-3	230	Fr-HS	San Antonio, TX
17	Ricky Seals-Jones	WR	6-5	225	Fr-HS	Sealy, TX
37	Alex Sezer, Jr.	CB	5-9	180	Fr-HS	Orange, TX
47	Caden Smith	OL	6-3	259	So-SQ	Roscoe, TX
72	Gavin Stansbury	DL	6-4	270	Jr-2L	Franklin, LA
8	Kohl Stewart	QB	6-2	200	Fr-HS	Tomball, TX
73	Jeremiah Stuckey	OL	6-4	285	So-TR	Pacifica, CA
19	Jeremy Tabuyo	WR	5-11	180	Fr-HS	Honolulu, HI
39	Marvin Taylor III	DB	5-11	187	Fr-RS	Houston, TX
35	Tyrell Taylor	LB	6-4	230	Jr-2L	Houston, TX
50	Tyrone Taylor	LB	6-3	240	Fr-RS	Houston, TX
71	Kimo Tipoti	OL	6-3	320	Fr-RS	Hurst, TX
34	Blaine Townsend	RB	6-0	230	So-SQ	Wichita Falls, TX
46	Shane Tripucka	P	6-3	210	Fr-HS	Allen, TX
52	Brett Wade	LB	6-1	225	Fr-HS	Kennedale, TX
11	Darel Walker	WR	6-2	185	Sr-1L	Hillsboro, TX
98	Hardeck Walker	DL	6-2	290	Fr-HS	Spring, TX
40	Shaun Ward	LB	6-2	244	Jr-2L	Ft. Lauderdale, FL
33	Shaan Washington	LB	6-2	210	Fr-HS	Alexandria, LA
20	James White	RB	6-0	210	Fr-HS	Pearland, TX
97	Cody Wicker	PLK	6-1	200	Fr-HS	Dallas, TX
36	Jonathan Wiggins	DB	6-3	210	Fr-HS	Houston, TX
34	Josh Willard	DB	5-9	175	Fr-RS	San Antonio, TX
83	Alonzo Williams	DL	6-4	280	So-1L	Long Beach, CA
5	Brandon Williams	RB	6-0	192	So-TR	Brookshire, TX
4	Ja'Quay Williams	WR	6-3	210	Fr-HS	Tyrone, GA
10	LeKendrick Williams	WR	5-8	170	Jr-1L	Houston, TX
3	Trey Williams	RB	5-8	185	So-1L	Spring, TX
69	Ishmael Wilson	OL	6-4	280	Fr-HS	Lancaster, TX
41	Stephen Young	WR	5-11	185	Sr-SQ	Burnet, TX

Year-By-Year Records

Year	Coach	Conf	Conf Finish	Overall	Bowls
1894	FD. Perkins			1-1	
1895	Did not field a team				
1896	A.M. Soule, H.W. South			2-0-1	
1897	C.W. Taylor			1-2	
1898	H.W. Williams			4-2	
1899	W.A. Murray			4-2	
1900	W.A. Murray			2-2-1	
1901	W.A. Murray			1-4	
1902	J.E. Platt			7-0-2	
1903	J.E. Platt			7-3-1	
1904	J.E. Platt			4-2	
1905	W.E. Bachman			7-2	
1906	W.E. Bachman			6-1	
1907	L.L. Larson			6-1-1	
1908	N.A. Merriam			3-5	
1909	C.B. Moran			7-0-1	
1910	C.B. Moran			8-1	
1911	C.B. Moran			6-1	
1912	C.B. Moran			8-1	
1913	C.B. Moran			3-4-2	
1914	C.B. Moran			6-1-1	
SOUTHWEST CONFERENCE ERA (1915-1995)					
1915	E.H. Harlan	1-1	t-4th	6-2	
1916	E.H. Harlan	2-1	t-3rd	6-3	
1917	D.X. Bible	2-0	1st	8-0	
1918	D.V. Graves	1-1	t-3rd	6-1	
1919	D.X. Bible	4-0	1st	10-0	
1920	D.X. Bible	5-1	3rd	6-1-1	
1921	D.X. Bible	3-0-2	1st	6-1-2	Dixie Classic
1922	D.X. Bible	2-2	t-3rd	5-4	
1923	D.X. Bible	0-3-1	8th	5-3-1	
1924	D.X. Bible	2-2-1	4th	7-2-1	
1925	D.X. Bible	4-1	1st	7-1-1	
1926	D.X. Bible	1-3-1	6th	5-3-1	
1927	D.X. Bible	4-0-1	1st	8-0-1	
1928	D.X. Bible	1-3-1	5th	5-4-1	
1929	Matty Bell	2-3	6th	5-4	
1930	Matty Bell	0-5	7th	2-7	
1931	Matty Bell	3-2	3rd	7-3	
1932	Matty Bell	1-2-2	4th	4-4-2	
1933	Matty Bell	2-2-1	4th	6-3-1	
1934	Homer Norton	1-4-1	6th	2-7-2	
1935	Homer Norton	1-5	7th	3-7	
1936	Homer Norton	3-2-1	t-3rd	8-3-1	
1937	Homer Norton	2-2-2	5th	5-2-2	
1938	Homer Norton	2-3-1	5th	4-4-1	
1939	Homer Norton	6-0	1st	11-0	Sugar
1940	Homer Norton	5-1	t-1st	9-1	Cotton
1941	Homer Norton	5-1	1st	9-2	Cotton
1942	Homer Norton	2-3-1	5th	4-5-1	
1943	Homer Norton	4-1	2nd	7-2-1	Orange
1944	Homer Norton	2-3	t-4th	7-4	
1945	Homer Norton	3-3	t-3rd	6-4	
1946	Homer Norton	3-3	4th	4-6	
1947	Homer Norton	1-4-1	t-5th	3-6-1	
1948	Harry Stieler	0-5-1	7th	0-9-1	
1949	Harry Stieler	0-5-1	7th	1-8-1	
1950	Harry Stieler	3-3	t-3rd	7-4	Presidential Cup
1951	Raymond George	1-3-2	5th	5-3-2	
1952	Raymond George	1-4-1	6th	3-6-1	
1953	Raymond George	1-5	t-6th	4-5-1	
1954	Paul "Bear" Bryant	0-6	7th	1-9	
1955	Paul "Bear" Bryant	4-1-1	2nd	7-2-1	
1956	Paul "Bear" Bryant	6-0	1st	9-0-1	
1957	Paul "Bear" Bryant	4-2	3rd	8-3	Gator
1958	Jim Myers	2-4	t-5th	4-6	
1959	Jim Myers	0-6	7th	3-7	
1960	Jim Myers	0-4-3	7th	1-6-3	
1961	Jim Myers	3-4	4th	4-5-1	
1962	Hank Foldberg	3-4	t-4th	3-7	
1963	Hank Foldberg	1-5-1	8th	2-7-1	
1964	Hank Foldberg	1-6	7th	1-9	
1965	Gene Stallings	1-6	t-7th	3-7	
1966	Gene Stallings	4-3	4th	4-5-1	
1967	Gene Stallings	6-1	1st	7-4	Cotton
1968	Gene Stallings	2-5	t-6th	3-7	
1969	Gene Stallings	2-5	t-6th	3-7	
1970	Gene Stallings	0-7	8th	2-9	
1971	Gene Stallings	4-3	4th	5-6	
1972	Emory Bellard	2-5	t-7th	3-8	
1973	Emory Bellard	3-4	6th	5-6	
1974	Emory Bellard	5-2	t-2nd	8-3	
1975	Emory Bellard	6-1	t-1st	10-2	Liberty
1976	Emory Bellard	6-2	3rd	10-2	
1977	Emory Bellard	6-2	3rd	8-4	Bluebonnet
1978	Emory Bellard, Tom Wilson	4-4	5th	8-4	Hall of Fame
1979	Tom Wilson	4-4	5th	6-5	

Year	Coach	Conf	Conf Finish	Overall	Bowls
1980	Tom Wilson	3-5	6th	4-7	
1981	Tom Wilson	4-4	5th	7-5	Independence
1982	Jackie Sherrill	3-5	t-6th	5-6	
1983	Jackie Sherrill	4-3-1	t-3rd	5-5-1	
1984	Jackie Sherrill	3-5	7th	6-5	
1985	Jackie Sherrill	7-1	1st	10-2	Cotton
1986	Jackie Sherrill	7-1	1st	9-3	Cotton
1987	Jackie Sherrill	6-1	1st	10-2	Cotton
1988	Jackie Sherrill	6-1	2nd	7-5	
1989	R.C. Slocum	6-2	t-2nd	8-4	Hancock
1990	R.C. Slocum	5-2-1	t-2nd	9-3-1	Holiday
1991	R.C. Slocum	8-0	1st	10-2	Cotton
1992	R.C. Slocum	7-0	1st	12-1	Cotton
1993	R.C. Slocum	7-0	1st	10-2	Cotton
1994	R.C. Slocum	6-0-1	ineligible	10-0-1	
1995	R.C. Slocum	5-2	t-2nd	9-3	Alamo
BIG 12 CONFERENCE ERA (1996-2011)					
1996	R.C. Slocum	4-4	3rd (s)	6-6	
1997	R.C. Slocum	6-2	1st (s)	9-4	Cotton
1998	R.C. Slocum	7-1	1st	11-3	Sugar
1999	R.C. Slocum	5-3	t-2nd (s)	8-4	Alamo
2000	R.C. Slocum	5-3	3rd (s)	7-5	Independence
2001	R.C. Slocum	4-4	t-3rd (s)	8-4	Galleryfurniture.com
2002	R.C. Slocum	3-5	5th (s)	6-6	
2003	Dennis Franchione	2-6	5th (s)	4-8	
2004	Dennis Franchione	5-3	3rd (s)	7-5	Cotton
2005	Dennis Franchione	3-5	4th (s)	5-6	
2006	Dennis Franchione	5-3	3rd (s)	9-4	Holiday
2007	Dennis Franchione	4-4	t-4th (s)	7-6	Alamo
2008	Mike Sherman	2-6	t-5th (s)	4-8	
2009	Mike Sherman	3-5	5th (s)	6-7	Independence
2010	Mike Sherman	6-2	t-1st (s)	9-4	Cotton
2011	Mike Sherman	4-5	t-6th	7-6	Texas
SEC CONFERENCE ERA (2012-Present)					
2012	Kevin Sumlin	6-2	T2-W	11-2	Cotton

BOWL RESULTS (15-19)

Bowl	Opponent	Result	Date
Dixie Classic	Centre College	W 22-14	1-2-22
Sugar	Tulane	W 14-13	1-1-40
Cotton	Fordham	W 13-12	1-1-41
Cotton	Alabama	L 29-21	1-1-42
Orange	LSU	L 19-14	1-1-44
Presidential Cup	Georgia	W 40-20	12-8-50
Gator	Tennessee	L 3-0	12-27-57
Cotton	Alabama	W 20-16	1-1-68
Liberty	USC	L 20-0	12-22-75
Sun	Florida	W 37-14	1-2-77
Bluebonnet	USC	L 47-28	12-31-77
Hall of Fame	Iowa State	W 28-12	12-20-78
Independence	Oklahoma State	W 33-16	12-12-81
Cotton	Auburn	W 36-16	1-1-86
Cotton	Ohio State	L 28-12	1-1-87
Cotton	Notre Dame	W 35-10	1-1-88
Sun	Pittsburgh	L 31-28	12-30-89
Holiday	BYU	W 65-14	12-29-90
Cotton	Florida State	L 10-2	1-1-92
Cotton	Notre Dame	L 28-3	1-1-93
Cotton	Notre Dame	L 24-21	1-1-94
Alamo	Michigan	W 22-20	12-29-95
Cotton	UCLA	L 29-23	1-1-98
Sugar	Ohio State	L 24-14	1-1-99
Alamo	Penn State	L 24-0	12-28-99
Independence	Mississippi State	L 43-41 (OT)	12-31-00
Houston	TCU	W 28-9	12-28-01
Cotton	Tennessee	L 38-7	1-1-05
Holiday	California	L 45-10	12-28-06
Alamo	Penn State	L 24-17	12-29-07
Independence	Georgia	L 44-20	12-28-09
Cotton	LSU	L 41-24	1-7-11
Texas	Northwestern	W 33-22	12-31-11
Cotton	Oklahoma	W 41-13	1-4-13



VANDERBILT

ALABAMA • ARKANSAS • AUBURN • FLORIDA • GEORGIA • KENTUCKY • LSU • OLE MISS



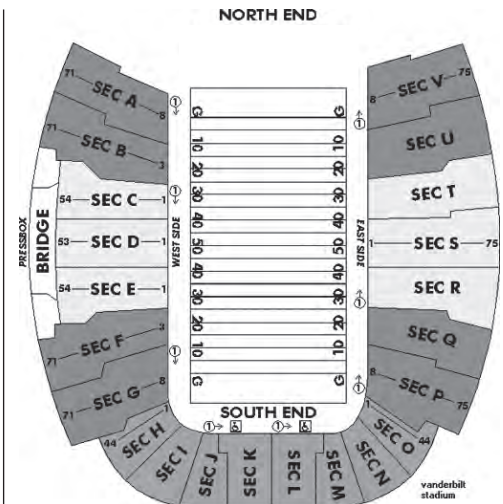
2013 SCHEDULE

Aug. 29	vs. Ole Miss*	UM leads 47-38-2
Sept. 7	vs. Austin Peay	First Meeting
Sept. 14	at South Carolina*	SC leads 18-4
Sept. 21	at Massachusetts	VU leads 1-0
Sept. 28	vs. UAB	VU leads 1-0
Oct. 5	vs. Missouri*	Tied 2-2-1
Oct. 19	vs. Georgia*	UG leads 53-18-2
Oct. 26	at Texas A&M*	First Meeting
Nov. 9	at Florida*	UF leads 35-9-2
Nov. 16	vs. Kentucky*	UK leads 41-40-4
Nov. 23	at Tennessee*	UT leads 73-29-5
Nov. 30	vs. Wake Forest	VU leads 9-6

Vanderbilt University Commodores Quick Facts

LOCATION: Nashville, Tennessee
FOUNDED: 1873
ENROLLMENT: 6,800
NICKNAME: Commodores
COLORS: Black and Gold (PMS 873)
STADIUM: Dudley Field/Vanderbilt Stadium (40,550)
PLAYING SURFACE: Synthetic (Shaw Sportexe)
FIRST GAME: Sept. 12, 1981 – Vanderbilt 23, Maryland 17
HOME RECORD: 69-111-1 (.384)
HOME ATTENDANCE: 227,161 (37,860 avg./93.83% Capacity)
ALL-TIME RECORD: 572-579-50 (.497/1,201 games)


2012 RECORD: 9-4 (4-2 H, 4-2 A, 1-0 N, 3-3 vs. Eastern Division)
2012 SEC RECORD/FINISH: 5-3/4th SEC East
SEC CHAMPIONSHIPS: 0
BOWL: Franklin American Mortgage Music City Bowl, Nashville, Tenn. (Vanderbilt 38, N.C. State 24)
BOWL APPEARANCES: 6
BOWL RECORD: 3-2-1 (.583)
LAST BOWL APPEARANCE: Franklin American Mortgage Music City Bowl, Nashville, Tenn. (defeated N.C. State, 38-24, Dec. 31, 2012)



NICK ZEPPOS
Chancellor
(Wisconsin, '76)



RICHARD McCARTY
Faculty Representative
(Old Dominion, '70)



DAVID WILLIAMS II
Athletics Director
(Northern Michigan, '69)



JAMES FRANKLIN
Head Football Coach
(East Stroudsburg, '95)



JAMES FRANKLIN



YEAR-BY-YEAR

Year	School	Conf.	Pct.	All	Pct.	Bowl
2011	Vanderbilt	2-6	.250	6-7	.462	Liberty
2012	Vanderbilt	5-3	.625	9-4	.692	Music City
TOTALS		7-9	.438	15-11	.577	2 Years
BOWL RECORD:		1-1	.500			

HOMETOWN: Langhorne, Pa.

ALMA MATER: East Stroudsburg (Pa.), 1995

PLAYING CAREER: East Stroudsburg, 1991-94

COACHING EXPERIENCE:

Positions since 2000 include: 2008-10 University of Maryland (assistant head coach/offensive coordinator/quarterbacks); 2006-07 Kansas State (offensive coordinator/quarterbacks); 2005 Green Bay Packers (assistant coach/wide receivers); 2000-04 Maryland (wide receivers/recruiting coordinator)

COACHING ACHIEVEMENTS: In 2012, Franklin was a finalist for the postseason Bryant Awards Coach of the Year after guiding the Commodores to a 9-4 overall record, the program's highest win total since World War I. The Commodores also matched a single-season high with five victories in SEC play. Franklin also became the first head coach in Vanderbilt history to guide the Commodores to back-to-back postseason bowl appearances. Franklin's 15 wins is the most by a Vanderbilt head coach in his first two years since 1904-05. Under Franklin, the 2011 Vanderbilt offense and defense ranked as the most improved in the Southeastern Conference. In 2012, the Commodores were statistically improved in both offense and defense from the 2011 season. Franklin also enters this season as the only SEC coach to retain his full coaching staff from the previous year. He is regarded as one of college football's top quarterback mentors, having worked with Josh Freeman at Kansas State, Danny O'Brien at Maryland and Jordan Rodgers of Vanderbilt

BORN: Feb. 2, 1972

WIFE: Fumi

CHILDREN: two daughters, Shola and Addy

ASSISTANT COACHES

CHARLES BANKINS (James Madison, 1995) – Special Teams Coordinator/Tight Ends – 3rd Year

GEORGE BARLOW (Marshall, 1990) – Defensive Recruiting Coordinator/Defensive Backs – 2nd Year

JOHN DONOVAN (John Hopkins, 1997) – Offensive Coordinator/Running Backs – 3rd Year

JOSH GATTIS (Wake Forest, 2006) – Offensive Recruiting Coordinator/Wide Receivers – 2nd Year

HERB HAND (Hamilton College, 1990) – Run Game Coordinator/Offensive Line – 4th Year

BRENT PRY (University of Buffalo, 1993) – Co-Defensive Coordinator/Linebackers – 3rd Year

RICKY RAHNE (Cornell, 2002) – Quarterbacks – 3rd Year

BOB SHOOP (Yale, 1988) – Defensive Coordinator/Safeties – 3rd Year

SEAN SPENCER (Clarion, 1995) – Defensive Line – 3rd Year

SUPPORT STAFF

TOM BOSSUNG – Head Athletic Trainer

KEVIN COLON – Associate Director of Student Athletics

DWIGHT GALT – Director of Performance Enhancement

JEMAL GRIFFIN – Chief of Staff

MICHAEL HAZEL – Director of Football Operations

LARRY LEATHERS – Football Sports Information Director

STEVEN PARKS – Video Coordinator

CHRIS SINGLETON – Equipment Manager



VANDERBILT

ALABAMA • ARKANSAS • AUBURN • FLORIDA • GEORGIA • KENTUCKY • LSU • OLE MISS

RETURNING OFFENSIVE STARTERS

No.	Name	POS	CLASS	HT	WT	EXP	Hometown/Last School
80	Chris Boyd	WR	R-Jr.	6-4	208	2L	Roswell, Ga./Roswell H.S.
17	Jonathan Krause	WR	Sr.	5-11	195	3L	Snellville, Ga./So.Gwinnett H.S.
87	Jordan Matthews	WR	Sr.	6-4	210	3L	Madison, Ala./Madison Academy
81	Steven Scheu	TE	R-So.	6-5	260	1L	Evansville, Ind./Reitz Memorial H.S.
53	Jake Bernstein	OG	R-So.	6-4	305	1L	Lake in the Hills, Ill./Crystal Lake South H.S.
67	Wesley Johnson	OT	R-Sr.	6-5	295	3L	Nashville, Tenn./Montgomery Bell Academy
57	Joe Townsend	C	Jr.	6-4	310	2L	Hendersonville, Tenn./Hendersonville H.S.

RETURNING DEFENSIVE STARTERS

No.	Name	POS	CLASS	HT	WT	EXP	Hometown/Last School
90	Walker May	DE	R-Sr.	6-5	255	3L	Birmingham, Ala./Briarwood Christian School
97	Jared Morse	DT	Sr.	6-2	305	3L	Oxford, Ala./Oxford H.S.
28	Karl Butler	LB	Sr.	6-1	220	3L	LaPlace, La./Brother Martin H.S.
36	Chase Garnham	LB	Sr.	6-3	235	3L	Fairhope, Ala./Fairhope H.S.
23	Andre Hal	CB	Sr.	6-1	188	3L	Port Allen, La./Port Allen H.S.
1	Kenny Ladler	SS	Sr.	6-1	205	3L	Stone Mountain, Ga./Stephenson H.S.
31	Javon Marshall	FS	R-Sr.	6-0	200	3L	Huber Heights, Ohio/Wayne H.S.

STARTERS LOST

Name	POS	CLASS	HT	WT
Jordan Rodgers	QB	Sr.	6-1	215
Zac Stacy	TB	Sr.	5-10	210
Josh Jelesky	OG	Sr.	6-5	300
Ryan Seymour	OT	Sr.	6-5	305
Rob Lohr	DT	Sr.	6-4	295
Johnell Thomas	DE	Sr.	5-11	255
Archibald Barnes	LB	Sr.	6-4	230
Trey Wilson	CB	Sr.	6-0	202

RETURNING STATISTICAL LEADERS

RUSHING:	G	ATT	NET	AVG	TD	LONG	AVG/G
Brian Kimbrow	13	66	413	6.3	3	74	31.8
Wesley Tate	13	107	376	3.5	8	25	28.9

PASSING:	G	EFFIC	COMP-ATT-INT	PCT	YARDS	TD	AVG/G
Austyn Carta-Samuels	6	139.09	14-25-0	56.0	208	1	34.7

RECEIVING:	G	REC	YARDS	AVG	TD	LONG	AVG/G
Jordan Matthews	13	94	1323	14.1	8	78	101.8
Chris Boyd	13	50	774	15.5	5	60	59.5
Wesley Tate	13	12	116	9.7	1	25	8.9

DEFENSE	UA-A-TT	TFL/YDS	SACKS	INT	PBU	FF-FR	QH
Kenny Ladler	60-30-90	3.5-9	1.0-4	2-17	1	1-1	0
Chase Garnham	43-41-84	12.5-61	7.0-51	0-0	0	1-0	3
Javon Marshall	60-23-83	2.0-6	0.0-0	0-0	2	1-0	0
Karl Butler	34-17-51	11.5-39	2.0-12	0-0	5	1-1	2
Andre Hal	36-12-48	2.0-2	0.0-0	2-68	14	0-0	0
Walker May	25-16-41	10.5-49	3.0-28	0-0	2	0-0	7

2012 RESULTS

9-4 Overall • 5-3 SEC
Home: 4-2 Away: 4-2 Neutral: 1-0 vs. Division: 3-3 vs. Top 25: 0-3

Aug. 30		SOUTH CAROLINA (9/9) [TV: 2-6]	L	13-17	38,393
Sept. 8	[--/rv]	at Northwestern (--) [TV: 16]	L	13-23	31,644
Sept. 15		PRESBYTERIAN [TV: 6-8-10]	W	58-0	35,491
Sept. 22		at Georgia (5/6) [TV: 3-6]	L	3-48	92,746
Oct. 6		at Missouri [TV: 6-9-10]	W	19-15	66,250
Oct. 13		FLORIDA (4/6) [TV: 4]	L	17-31	40,350
Oct. 20		AUBURN [TV: 5-6-10]	W	17-13	40,350
Oct. 27		MASSACHUSETTS [TV: 6-9-10]	W	49-7	32,227
Nov. 3		at Kentucky [TV: 4]	W	40-0	44,902
Nov. 10		at Ole Miss [TV: 4]	W	27-26	60,572
Nov. 17		TENNESSEE [TV: 3-6]	W	41-18	40,350
Nov. 24	[rv/rv]	at Wake Forest [TV: 4]	W	55-21	26,134
Dec. 31	[rv/rv]	vs. N.C. State [TV: 2]	W	38-24	55,801

Franklin American Mortgage Music City Bowl • Nashville, Tenn.

VANDERBILT Team Information

BASIC OFFENSE: Multi-Set
BASIC DEFENSE: 4-3

LETTERMEN RETURNING: 44

OFFENSE: 20
DEFENSE: 22
SPECIALTY: 2

LETTERMEN LOST: 17

OFFENSE: 8
DEFENSE: 7
SPECIALTY: 2

STARTERS RETURNING: 16

OFFENSE: 8
DEFENSE: 6
SPECIALTY: 2

STARTERS LOST: 10

OFFENSE: 4
DEFENSE: 5
SPECIALTY: 1

NOTE: Specialists include punter and place-kicker only.



All-Star Candidates

JORDAN MATTHEWS

Senior • WR • 6-3 • 205 • Madison, Ala.



- Preseason Biletnikoff Award candidate.
- Consensus First Team All-SEC WR as junior in 2012
- Had 94 catches (T-2nd all-time in SEC) as junior.
- Had 1,343 receiving yards as junior, setting new team record.

ANDRE HAL

Senior • CB • 6-0 • 186 • Port Allen, La.



- As junior in 2012, named Second Team All-SEC by Associated Press
- Preseason candidate for Thorpe Award
- Named to various preseason All-SEC teams entering 2013 season.
- Has elite man coverage skills, tops all returning SEC DBs with 16 passes defended in 2012.

WESLEY JOHNSON

Senior • OT • 6-5 • 295 • Nashville, Tenn.



- A three-year starter, Johnson has never been called for a holding penalty
- One of SEC's most versatile offensive linemen, started at three offensive line positions in 2012
- Did not allow a quarterback sack during the 2012 season
- Johnson enters the season with 38 consecutive career starts

CAREY SPEAR

Senior • PK • 5-10 • 190 • Mayfield Village, Ohio



- Preseason Groza Award candidate
- Set team record in 2012 by making 20 field goals
- Was 100 percent (14-of-14) inside 44 yards on field goals in 2012
- Has superb range, with two field goals beyond 50 yards in 2012



VANDERBILT

ALABAMA • ARKANSAS • AUBURN • FLORIDA • GEORGIA • KENTUCKY • LSU • OLE MISS

2013 Roster

No.	Name	POS	HT	WT	YR	CL	Hometown
94	Torey Agee	DT	6-4	280	R-Fr.	RS	Opelika, Ala.
43	Scot Aiello	DB	5-10	185	Jr.	SQ	Franklin, Tenn.
55	Caleb Azubike	DE	6-4	258	So.	1L	Nashville, Tenn.
2	Brandon Banks	CB	5-10	165	R-Fr.	RS	Brandywine, Md.
24	Jalen Banks	DB	5-11	188	Fr.	HS	Markham, Ill.
93	Ladarius Banks	DT	6-2	292	R-Fr.	RS	Dallas, Ga.
10	Cory Batey	S	6-0	210	R-Fr.	RS	Nashville, Tenn.
4	Tre Bell	DB	5-11	170	Fr.	HS	Union, N.J.
53	Jake Bernstein	OL	6-4	305	R-So.	1L	Lake in the Hills, Ill.
48	Nigel Bowden	LB	6-1	245	Fr.	HS	Macon, Ga.
80	Chris Boyd	WR	6-4	205	R-Jr.	2L	Roswell, Ga.
51	Hunter Bowman	LB	5-11	220	Jr.	SQ	Savannah, Ga.
52	Andrew Bridges	OL	6-6	275	R-Jr.	2L	Atlanta, Ga.
79	Ryan Brockway	OL	6-5	285	Sr.	SQ	Rolling Hills, Calif.
56	Darien Bryant	DE	6-4	235	R-So.	1L	Pickerington, Ohio
20	Oren Burks	LB	6-3	200	Fr.	HS	Fairfax Station, Va.
18	Carlos Burse	WR	6-2	200	Fr.	HS	Alpharetta, Ga.
69	Adam Butler	DT	6-4	298	R-Fr.	RS	Duncanville, Texas
28	Karl Butler	LB	6-1	215	Sr.	3L	New Orleans, La.
6	Austyn Carta-Samuels	QB	6-1	218	R-Sr.	1L	San Jose, Calif.
12	Steven Clarke	CB	5-10	198	Sr.	3L	Lauderdale Lakes, Fla.
35	Hasan Clayton	RB	5-11	190	Sr.	SQ	Arlington Heights, Ill.
16	Colby Cooke	P	6-3	208	R-Fr.	RS	Goochland, Va.
64	Delando Crooks	OL	6-5	275	Fr.	HS	Atlanta, Ga.
84	Jordan Cunningham	WR	6-1	175	Fr.	HS	Fort Lauderdale, Fla.
41	Zach Cunningham	LB	6-4	205	Fr.	HS	Pinson, Ala.
72	Sean Dowling	OL	6-6	275	Fr.	HS	Fallbrook, Calif.
44	Barron Dixon	DT	6-4	304	Jr.	2L	Alpharetta, Ga.
34	Andrew East	SN	6-2	230	R-Jr.	2L	Indianapolis, Ind.
3	Taurean Ferguson	DB	5-9	180	Fr.	HS	Jonesboro, Ga.
30	Larry Franklin	LB	6-1	214	R-So.	1L	Vero Beach, Fla.
66	Blake Fromang	OL	6-7	295	R-Fr.	RS	Orlando, Fla.
36	Chase Garnham	LB	6-3	232	Sr.	3L	Fairhope, Ala.
56	Barrett Gouger	OL	6-4	305	R-Fr.	RS	Soddy Daisy, Tenn.
46	Blake Gowder	LB	6-2	230	R-Jr.	1L	Blairsville, Ga.
7	Josh Grady	QB	6-0	195	R-So.	1L	Tampa, Fla.
49	Josh Gregory	DB	5-11	178	Jr.	1L	Goodlettsville, Tenn.
23	Andre Hal	CB	6-0	186	Sr.	3L	Port Allen, La.
11	Harding Harper	LB	6-2	235	R-Fr.	RS	Montgomery, Ala.
21	Paris Head	S	6-0	186	R-Fr.	RS	Lawrenceville, Ga.
35	Darreon Herring	LB	6-2	222	So.	1L	Stone Mountain, Ga.
74	Will Holden	OL	6-6	295	R-Fr.	RS	Green Cove Springs, Fla.
29	Taylor Hudson	P	6-3	210	R-So.	SQ	Powell, Ohio
22	Casey Hughes	LB	6-1	218	Sr.	1L	Reading, Pa.
38	Alex Hysong	CB	5-10	175	Jr.	SQ	Bethesda, Md.
50	Andrew Jelks	OL	6-6	292	R-Fr.	RS	Paris, Tenn.
67	Wesley Johnson	OL	6-5	295	R-Sr.	3L	Nashville, Tenn.
82	Kris Kentera	TE	6-4	232	R-So.	1L	Colorado Springs, Colo.
25	Brian Kimbrow	RB	5-8	185	So.	1L	Memphis, Tenn.

No.	Name	POS	HT	WT	YR	CL	Hometown
33	Derek King	RB	5-11	206	R-So.	1L	Nashville, Tenn.
17	Jonathan Krause	WR	5-11	192	Sr.	3L	Snellville, Ga.
1	Kenny Ladler	S	6-1	202	Sr.	3L	Stone Mountain, Ga.
38	Fitz Lassing	FB	6-3	242	Sr.	3L	Nashville, Tenn.
83	Nathan Marcus	TE	6-5	215	Fr.	HS	Glen Ellyn, Ill.
41	Chris Martin	FB	5-10	230	So.	SQ	Princeton, N.J.
90	Walker May	DE	6-5	255	R-Sr.	3L	Birmingham, Ala.
31	Javon Marshall	S	5-10	202	R-Sr.	3L	Huber Heights, Ohio
87	Jordan Matthews	WR	6-3	205	Sr.	3L	Madison, Ala.
78	Kevin McCoy	OL	6-5	300	R-Fr.	RS	Tampa, Fla.
2	Johnny McCrary	QB	6-4	220	Sr.	HS	Decatur, Ga.
5	Torren McGaster	CB	6-0	195	R-Fr.	RS	Daphne, Ala.
27	Jahmel McIntosh	S	6-1	200	R-So.	1L	Cleveland, Miss.
8	Tip McKenzie	WR	5-8	180	R-Fr.	RS	Natchez, Miss.
61	Connor Morrison	SN	6-0	235	R-So.	SQ	Edmond, Okla.
97	Jared Morse	DT	6-2	300	Jr.	3L	Oxford, Ala.
17	Tommy Openshaw	PK	6-2	175	Fr.	HS	Jacksonville, Fla.
16	Gerald Perry	WR	5-10	165	Fr.	HS	Memphis, Tenn.
9	Trent Pruitt	WR	5-9	180	R-Jr.	1L	Fitzgerald, Ga.
77	Spencer Pulley	OL	6-4	300	Jr.	2L	Germantown, Tenn.
86	Latevius Rayford	WR	6-1	180	Fr.	HS	Memphis, Tenn.
4	Patton Robinette	QB	6-4	208	R-Fr.	RS	Maryville, Tenn.
81	Steven Scheu	TE	6-5	255	R-So.	1L	Evansville, Ind.
13	Jake Sealand	LB	6-2	225	So.	1L	Tucker, Ga.
3	Jerron Seymour	RB	5-7	192	R-So.	1L	Hialeah, Fla.
6	Darrius Sims	DB	5-9	175	Fr.	HS	Memphis, Tenn.
39	Carey Spear	PK	5-10	190	Sr.	3L	Mayfield Village, Ohio
54	Jimmy Stewart	DE	6-4	245	R-So.	1L	Cape Coral, Fla.
99	Landon Stokes	DE	6-4	220	Fr.	HS	Orlando, Fla.
39	Dane Stubbs	CB	5-9	190	So.	SQ	Covington, La.
18	Patrick Sutton	LB	6-0	220	Sr.	SQ	Charleston, S.C.
24	Wesley Tate	WR	6-1	224	R-Sr.	3L	Hendersonville, Tenn.
53	Vince Taylor	DT	6-2	305	R-Jr.	2L	Hattiesburg, Miss.
40	Ja'kari Thomas	LB	6-1	222	R-Fr.	RS	Tallahassee, Fla.
57	Joe Townsend	OL	6-4	310	Jr.	2L	Hendersonville, Tenn.
85	Brandon Vandenburg	TE	6-5	255	Fr.	HS	Palm Desert, Calif.
89	Dillon van der Wal	TE	6-6	255	Jr.	2L	Woodland Hills, Calif.
89	Mack Weaver	DE	6-5	248	Fr.	HS	Collierville, Tenn.
45	Stephen Weatherly	DE	6-5	250	R-Fr.	RS	Snellville, Ga.
26	Ralph Webb	RB	5-10	190	Fr.	HS	Gainesville, Fla.
73	Chase White	OL	6-5	290	R-Jr.	2L	Plano, Texas
14	Ryan White	DB	5-9	178	Fr.	HS	Louisville, Ky.
85	Trey Wilkins	WR	5-11	205	Jr.	SQ	Cordova, Tenn.
42	Kellen Williams	LB	6-1	225	R-So.	1L	Winter Garden, Fla.
32	Andrew Williamson	S	6-1	208	R-So.	1L	San Antonio, Texas
92	Kyle Woestmann	DE	6-3	255	R-Jr.	2L	Marietta, Ga.
15	DeAndre Woods	WR	6-3	208	Fr.	HS	Clay, Ala.
74	Jay Woods	DT	6-2	280	Fr.	HS	Jackson, Ga.
49	Jonathan Wynn	DE	6-4	220	Fr.	HS	Stone Mountain, Ga.



Year-By-Year Records

Year	Coach	SEC	SEC Finish	Overall	Bowls
1890	Elliott H. Jones			1-0	
1891	Elliott H. Jones			3-1	
1892	Elliott H. Jones			4-4	
1893	W.J. Keller			6-1	
1894	Henry Thornton			7-1	
1895	C.L. Upton			5-3-1	
1896	R.G. Acton			3-2-2	
1897	R.G. Acton			6-0-1	
1898	R.G. Acton			1-5	
1899	J.L. Crane			7-2	
1900	J.L. Crane			4-4-1	
1901	W.H. Watkins			6-1-1	
1902	W.H. Watkins			8-1	
1903	J.H. Henry			6-1-1	
1904	Dan McGugin			9-0	
1905	Dan McGugin			7-1	
1906	Dan McGugin			8-1	
1907	Dan McGugin			5-1-1	
1908	Dan McGugin			7-2-1	
1909	Dan McGugin			7-3	
1910	Dan McGugin			8-0-1	
1911	Dan McGugin			8-1	
1912	Dan McGugin			8-1-1	
1913	Dan McGugin			5-3	
1914	Dan McGugin			2-6	
1915	Dan McGugin			9-1	
1916	Dan McGugin			7-1-1	
1917	Dan McGugin			5-3	
1918	Ray Morrison (acting)			4-2	
1919	Dan McGugin			5-1-2	
1920	Dan McGugin			5-3-1	
1921	Dan McGugin			7-0-1	
1922	Dan McGugin			8-0-1	
1923	Dan McGugin			5-2-1	
1924	Dan McGugin			6-3-1	
1925	Dan McGugin			6-3	
1926	Dan McGugin			8-1	
1927	Dan McGugin			8-1-2	
1928	Dan McGugin			8-2	
1929	Dan McGugin			7-2	
1930	Dan McGugin			8-2	
1931	Dan McGugin			5-4	
1932	Dan McGugin			6-1-2	
1933	Dan McGugin	2-2-2	6†	4-3-3	-
1934	Dan McGugin	4-3	6	6-3	-
1935	Ray Morrison	5-1	2	7-3	-
1936	Ray Morrison	1-3-1	9	3-5-1	-
1937	Ray Morrison	4-2	4	7-2	-
1938	Ray Morrison	4-3	6	6-3	-
1939	Ray Morrison	1-6	11	2-7-1	-
1940	Red Sanders	1-5-1	11	3-6-1	-
1941	Red Sanders	3-2	6	8-2	-
1942	Red Sanders	2-4	8	6-4	-
1943	Herc Alley	0-0	-	5-0	-
1944	Doby Bartling	0-0	-	3-0-1	-
1945	Doby Bartling	2-4	9	3-6	-
1946	Red Sanders	3-4	7	5-4	-
1947	Red Sanders	3-3	4†	6-4	-
1948	Red Sanders	4-2-1	4	8-2-1	-
1949	Bill Edwards	4-4	7	5-5	-
1950	Bill Edwards	3-4	7†	7-4	-
1951	Bill Edwards	3-5	7	6-5	-
1952	Bill Edwards	1-4-1	11	3-5-2	-
1953	Art Guepe	1-5	10†	3-7	-
1954	Art Guepe	1-5	11†	2-7	-
1955	Art Guepe	4-3	5	8-3	Gator
1956	Art Guepe	2-5	8†	5-5	-
1957	Art Guepe	3-3-1	6†	5-3-2	-
1958	Art Guepe	2-1-3	4	5-2-3	-

Year	Coach	SEC	SEC Finish	Overall	Bowls
1959	Art Guepe	3-2-2	5†	5-3-2	-
1960	Art Guepe	0-7	12	3-7	-
1961	Art Guepe	1-6	12	2-8	-
1962	Art Guepe	1-6	11	1-9	-
1963	Jack Green	0-5-2	10	1-7-2	-
1964	Jack Green	1-4-1	9	3-6-1	-
1965	Jack Green	1-5	9†	2-7-1	-
1966	Jack Green	0-6	9†	1-9	-
1967	Bill Pace	0-6	9†	2-7-1	-
1968	Bill Pace	2-3-1	8	5-4-1	-
1969	Bill Pace	2-3	7	4-6	-
1970	Bill Pace	1-5	9	4-7	-
1971	Bill Pace	1-5	7	4-6	-
1972	Bill Pace	0-6	10	3-8	-
1973	Steve Sloan	1-5	10	5-6	-
1974	Steve Sloan	2-3-1	7†	7-3-2	Peach
1975	Fred Pancoast	2-4	6†	7-4	-
1976	Fred Pancoast	0-6	9†	2-9	-
1977	Fred Pancoast	0-6	9†	2-9	-
1978	Fred Pancoast	0-6	10	2-9	-
1979	George MacIntyre	0-6	9†	1-10	-
1980	George MacIntyre	0-6	9†	2-9	-
1981	George MacIntyre	1-5	10	4-7	-
1982	George MacIntyre	4-2	3†	8-4	Hall of Fame
1983	George MacIntyre	0-6	9†	2-9	-
1984	George MacIntyre	2-4	7†	5-6	-
1985	George MacIntyre	1-4-1	7	3-7-1	-
1986	Watson Brown	0-6	10	1-10	-
1987	Watson Brown	1-5	7†	4-7	-
1988	Watson Brown	2-5	8†	3-8	-
1989	Watson Brown	0-7	10	1-10	-
1990	Watson Brown	1-6	8†	1-10	-
1991	Gerry DiNardo	3-4	6†	5-6	-
1992	Gerry DiNardo	2-6	T5-E	4-7	-
1993	Gerry DiNardo	#2-6	6-E	#5-6	-
1994	Gerry DiNardo	2-6	5-E	5-6	-
1995	Rod Dowhower	1-7	6-E	2-9	-
1996	Rod Dowhower	0-8	6-E	2-9	-
1997	Woody Widenhofer	0-8	6-E	3-8	-
1998	Woody Widenhofer	1-7	5-E	2-9	-
1999	Woody Widenhofer	2-6	5-E	5-6	-
2000	Woody Widenhofer	1-7	5-E	3-8	-
2001	Woody Widenhofer	0-8	6-E	2-9	-
2002	Bobby Johnson	0-8	6-E	2-10	-
2003	Bobby Johnson	1-7	T5-E	2-10	-
2004	Bobby Johnson	1-7	T5-E	2-9	-
2005	Bobby Johnson	3-5	T4-E	5-6	-
2006	Bobby Johnson	1-7	6-E	4-8	-
2007	Bobby Johnson	2-6	6-E	5-7	-
2008	Bobby Johnson	4-4	T3-E	7-6	Music City
2009	Bobby Johnson	0-8	6-E	2-10	-
2010	Robbie Caldwell	1-7	6-E	2-10	-
2011	James Franklin	2-6	T4-E	6-7	Liberty
2012	James Franklin	5-3	4-E	9-4	Music City

#Includes game forfeited to Vanderbilt

BOWL RESULTS (3-2-1)

Bowl	Opponent	Result	Date
Gator	Auburn	W 25-13	12-31-55
Peach	Texas Tech	T 6-6	12-28-74
Hall of Fame	Air Force	L 28-36	12-31-82
Music City	Boston College	W 16-14	12-31-08
Liberty	Cincinnati	L 24-31	12-31-11
Music City	N.C. State	W 38-24	12-31-12



2012 IN REVIEW

ALABAMA • ARKANSAS • AUBURN • FLORIDA • GEORGIA • KENTUCKY • LSU • OLE MISS

2012 FINAL SEC STANDINGS

EASTERN DIVISION

	SEC	Pct.	PF	PA	Overall	Pct.	PF	PA	Home	Away	Neutral	vs. Div.	Top 25	Streak
2 - Georgia	7-1	.875	268	145	12-2	.857	529	275	7-0	3-1	2-1	5-1	2-2	W1
3 - Florida	7-1	.875	207	95	11-2	.846	344	188	7-0	4-0	0-2	5-1	4-2	L1
South Carolina	6-2	.750	229	169	11-2	.846	410	237	7-0	3-2	1-0	5-1	3-2	W 5
Vanderbilt	5-3	.625	177	168	9-4	.692	390	243	4-2	4-2	1-0	3-3	0-3	W 7
Missouri	2-6	.250	175	264	5-7	.417	309	341	3-4	2-3	0-0	2-4	0-5	L 2
Tennessee	1-7	.125	246	320	5-7	.417	434	428	4-3	0-4	1-0	1-5	0-5	W 1
Kentucky	0-8	.000	89	291	2-10	.167	215	372	2-5	0-5	0-0	0-6	0-5	L 1

WESTERN DIVISION

	SEC	Pct.	PF	PA	Overall	Pct.	PF	PA	Home	Away	Neutral	vs. Div.	Top 25	Streak
1 - Alabama	7-1	.875	303	90	13-1	.929	542	153	6-1	4-0	3-0	5-1	6-1	W 4
LSU	6-2	.750	180	150	10-3	.769	387	228	7-1	3-1	0-1	5-1	3-3	L1
Texas A&M	6-2	.750	313	168	11-2	.846	578	283	4-2	6-0	1-0	5-1	4-2	W 6
Mississippi State	4-4	.500	202	223	8-5	.615	383	303	6-1	2-3	0-1	2-4	0-4	L 2
Ole Miss	3-5	.375	224	239	7-6	.538	409	359	4-3	2-3	1-0	3-3	1-4	W 2
Arkansas	2-6	.250	157	257	4-8	.333	282	365	3-5	1-3	0-0	1-5	0-3	L 3
Auburn	0-8	.000	81	272	3-9	.250	224	340	3-4	0-4	0-1	0-6	0-5	L 1

NOTES: vs. Top 25 - Record vs. teams in Top 25 (AP, USA Today, Harris, BCS) when game was played; Teams listed in alphabetical order unless tie-breaker applicable / (1)-BCS, SEC & Western Division Champion / (2) - Eastern Division Co-Champion & SEC Championship Game Representative / (3) - Eastern Division Co-Champion

SEC WINS SEVENTH STRAIGHT BCS CHAMPIONSHIP

During the last seven years (2006-12), Southeastern Conference football has experienced success that is unparalleled in its football history and in the history of college football. During this tenure, the SEC's achievements have been demonstrated by:

- Triumphs in BCS bowl games, including the BCS National Championship Game
- Non-conference success in regular season and bowl games
- Defeating highly-ranked non-conference teams
- Success in the polls and rankings
- Individual awards and All-America Teams
- Academic and Community Service Standouts
- Continued accomplishments of former SEC student-athletes in the NFL

SEC IN THE BCS

- The SEC has won seven consecutive national championships, nine of 14 BCS National Championships and 23 overall national titles (AP, BCS, FWAA, coaches poll). Alabama defeated Notre Dame 42-14 on Jan. 7 in the Discover BCS National Championship Game for the SEC's seventh straight national title.
- Four different SEC schools have won the BCS National Championship since 2006 (Auburn, 2010; Alabama, 2009, 2011, 2012; Florida, 2006 and 2008; LSU, 2007). Tennessee (1998) and LSU (2004) have also won the BCS crown. The Big 12 (Texas and Oklahoma) and the ACC (Miami and Florida State) have each had two schools win titles since 1998.
- Since 2006, more than half of the slots in the BCS National Championship Game have been taken by SEC teams (9 of 16). The Big Ten and the Big 12 have two each and the Pac-10 has one.
- No other conference has won a BCS National Championship Game since Texas defeated Southern California, 41-38, in the Rose Bowl following the 2005 regular season. The SEC has won the last seven in a row.

- An SEC team has led or tied for the lead at the end of 24 of the last 28 quarters of BCS National Championship Game play.
- Since 2006, an SEC team has been ranked first in the weekly BCS standings in 30 of the 56 weeks, with four different teams holding the top spot. Florida was first for seven weeks, Alabama for 10 weeks, Auburn for three and LSU for 10 weeks, including all eight polls of this season. The Big Ten has held the top spot for 13 weeks (all Ohio State), the Big 12 for six weeks (Texas and Oklahoma twice, Missouri and Kansas State once) and the Pac-10 four weeks (all Oregon).
- The SEC has had more teams ranked in the BCS standings for the most times than any other conference since 2006. The league has had 12 of its 14 teams ranked at one time or another since 2006 for a total of 290 times. The SEC breakdown: LSU (53), Alabama (43), Florida (41), Georgia (31), Auburn (29), South Carolina (29), Arkansas (23), Tennessee (14), Mississippi State (12), Texas A&M (8), Kentucky (4) and Ole Miss (3).
- Since 2006, the SEC has posted a 10-4 record in BCS bowl games, more wins and a higher winning percentage (.750) than any other conference. The win total nearly equals that of the next two highest conferences. Here are the BCS bowl records of all conferences since 2006:

SEC	10-4	.714
Pac-12	7-3	.700
Mountain West	2-1	.667
WAC	2-1	.667
Big East	4-3	.571
Big 12	4-6	.400
Big Ten	4-8	.333
ACC	2-6	.143
MAC	0-1	.000
Independents	0-2	.000

2012 IN REVIEW



MISSISSIPPI STATE • MISSOURI • SOUTH CAROLINA • TENNESSEE • TEXAS A&M • VANDERBILT

2012 SEC TEAM STATISTICS

SCORING OFFENSE	G	TD	XP	2XP	DXP	FG	Saf	Pts	Avg
1. Texas A&M	13	78	69	0	1	13	0	578	44.5
2. Alabama	14	71	69	1	0	15	0	542	38.7
3. Georgia	14	72	63	3	0	8	2	529	37.8
4. Tennessee	12	56	49	1	0	15	1	434	36.2
5. South Carolina	13	54	51	0	1	11	0	410	31.5
6. Ole Miss	13	51	49	0	0	18	0	409	31.5
7. Vanderbilt	13	47	46	0	0	20	1	390	30.0
8. LSU	13	46	44	1	0	21	1	387	29.8
9. Mississippi State	13	49	47	0	0	14	0	383	29.5
10. Florida	13	39	36	1	0	24	0	344	26.5
11. Missouri	12	39	33	0	0	14	0	309	25.8
12. Arkansas	12	35	33	0	0	13	0	282	23.5
13. Auburn	12	27	27	0	0	11	1	224	18.7
14. Kentucky	12	27	27	0	0	8	1	215	17.9

RUSHING OFFENSE	G	Att	Yds	Avg	TD	Yds/G
1. Texas A&M	13	533	3147	5.9	46	242.1
2. Alabama	14	570	3185	5.6	37	227.5
3. Florida	13	539	2440	4.5	22	187.7
4. Georgia	14	525	2556	4.9	32	182.6
5. Ole Miss	13	551	2260	4.1	25	173.8
6. LSU	13	527	2258	4.3	29	173.7
7. Vanderbilt	13	524	2162	4.1	25	166.3
8. Tennessee	12	413	1924	4.7	18	160.3
9. Auburn	12	438	1781	4.1	16	148.4
10. Mississippi State	13	424	1874	4.4	18	144.2
11. Kentucky	12	403	1665	4.1	13	138.8
12. Missouri	12	453	1662	3.7	16	138.5
13. South Carolina	13	491	1800	3.7	19	138.5
14. Arkansas	12	367	1424	3.9	12	118.7

SCORING DEFENSE	G	TD	XP	2XP	DXP	FG	Saf	Pts	Avg
1. Alabama	14	20	18	0	0	5	0	153	10.9
2. Florida	13	21	18	0	1	14	0	188	14.5
3. LSU	13	29	24	0	0	10	0	228	17.5
4. South Carolina	13	27	24	0	0	17	0	237	18.2
5. Vanderbilt	13	27	23	2	0	18	0	243	18.7
6. Georgia	14	34	30	1	0	13	0	275	19.6
7. Texas A&M	13	36	29	1	0	12	0	283	21.8
8. Mississippi State	13	37	36	0	0	15	0	303	23.3
9. Ole Miss	13	44	40	1	0	17	1	359	27.6
10. Auburn	12	44	44	0	0	10	1	340	28.3
11. Missouri	12	45	40	1	0	9	1	341	28.4
12. Arkansas	12	47	44	0	0	13	0	365	30.4
13. Kentucky	12	48	41	2	0	13	0	372	31.0
14. Tennessee	12	53	46	2	0	20	0	428	35.7

RUSHING DEFENSE	G	Rushes	Yards	Avg.	TD	Yds/G
1. Alabama	14	440	1069	2.4	10	76.4
2. Florida	13	413	1229	3.0	12	94.5
3. LSU	13	440	1321	3.0	14	101.6
4. South Carolina	13	504	1569	3.1	9	120.7
5. Arkansas	12	440	1489	3.4	21	124.1
6. Ole Miss	13	483	1681	3.5	17	129.3
7. Texas A&M	13	487	1814	3.7	18	139.5
8. Vanderbilt	13	482	1848	3.8	17	142.2
9. Missouri	12	451	1791	4.0	26	149.2
10. Kentucky	12	481	1935	4.0	25	161.2
11. Mississippi State	13	504	2153	4.3	16	165.6
12. Georgia	14	616	2550	4.1	17	182.1
13. Tennessee	12	477	2266	4.8	25	188.8
14. Auburn	12	484	2371	4.9	23	197.6

PASS OFFENSE	G	Att	Cmp	Int	Pct.	Yds	Avg	TD	Yds/G
1. Texas A&M	13	492	329	10	66.9	4114	8.4	28	316.5
2. Tennessee	12	477	285	14	59.7	3787	7.9	35	315.6
3. Arkansas	12	459	272	16	59.3	3618	7.9	23	301.5
4. Georgia	14	399	254	11	63.7	3991	10.0	37	285.1
5. Ole Miss	13	411	261	18	63.5	3249	7.9	24	249.9
6. South Carolina	13	365	225	9	61.6	3095	8.5	29	238.1
7. Mississippi State	13	424	249	10	58.7	3091	7.3	28	237.8
8. Alabama	14	328	219	3	66.8	3052	9.3	31	218.0
9. Missouri	12	414	228	14	55.1	2615	6.3	15	217.9
10. Vanderbilt	13	350	207	5	59.1	2774	7.9	17	213.4
11. LSU	13	356	208	7	58.4	2607	7.3	12	200.5
12. Kentucky	12	387	220	10	56.8	2115	5.5	13	176.2
13. Auburn	12	257	147	15	57.2	1879	7.3	8	156.6
14. Florida	13	288	183	5	63.5	1902	6.6	13	146.3

TOTAL OFFENSE	G	Rush	Pass	Plays	Yards	Avg/P	TD	Yds/G
1. Texas A&M	13	3147	4114	1025	7261	7.1	74	558.5
2. Tennessee	12	1924	3787	890	5711	6.4	53	475.9
3. Georgia	14	2556	3991	924	6547	7.1	69	467.6
4. Alabama	14	3185	3052	898	6237	6.9	68	445.5
5. Ole Miss	13	2260	3249	962	5509	5.7	49	423.8
6. Arkansas	12	1424	3618	826	5042	6.1	35	420.2
7. Mississippi State	13	1874	3091	848	4965	5.9	46	381.9
8. Vanderbilt	13	2162	2774	874	4936	5.6	42	379.7
9. South Carolina	13	1800	3095	856	4895	5.7	48	376.5
10. LSU	13	2258	2607	883	4865	5.5	41	374.2
11. Missouri	12	1662	2615	867	4277	4.9	31	356.4
12. Florida	13	2440	1902	827	4342	5.3	35	334.0
13. Kentucky	12	1665	2115	790	3780	4.8	26	315.0
14. Auburn	12	1781	1879	695	3660	5.3	24	305.0

PASS DEFENSE	G	Att	Cmp	Int	Pct.	Yds	Avg	TD	Yds/G
1. Alabama	14	397	217	18	54.7	2431	6.1	8	173.6
2. Georgia	14	351	200	13	57.0	2459	7.0	13	175.6
3. Vanderbilt	13	432	232	11	53.7	2493	5.8	7	191.8
4. Florida	13	444	231	20	52.0	2498	5.6	7	192.2
5. South Carolina	13	379	213	15	56.2	2533	6.7	18	194.8
6. LSU	13	457	254	18	55.6	2678	5.9	15	206.0
7. Mississippi State	13	414	265	19	64.0	2883	7.0	17	221.8
8. Auburn	12	358	235	2	65.6	2675	7.5	20	222.9
9. Kentucky	12	367	247	5	67.3	2757	7.5	21	229.8
10. Missouri	12	401	261	7	65.1	2897	7.2	19	241.4
11. Ole Miss	13	427	268	15	62.8	3205	7.5	22	246.5
12. Texas A&M	13	485	281	12	57.9	3259	6.7	17	250.7
13. Tennessee	12	446	272	12	61.0	3390	7.6	26	282.5
14. Arkansas	12	419	262	6	62.5	3430	8.2	24	285.8

TOTAL DEFENSE	G	Rush	Pass	Plys	Yards	Avg	TD	Yds/G
1. Alabama	14	1069	2431	837	3500	4.2	18	250.0
2. Florida	13	1229	2498	857	3727	4.3	19	286.7
3. LSU	13	1321	2678	897	3999	4.5	29	307.6
4. South Carolina	13	1569	2533	883	4102	4.6	27	315.5
5. Vanderbilt	13	1848	2493	914	4341	4.7	24	333.9
6. Georgia	14	2550	2459	967	5009	5.2	30	357.8
7. Ole Miss	13	1681	3205	910	4886	5.4	39	375.8
8. Mississippi State	13	2153	2883	918	5036	5.5	33	387.4
9. Texas A&M	13	1814	3259	972	5073	5.2	35	390.2
10. Missouri	12	1791	2897	852	4688	5.5	45	390.7
11. Kentucky	12	1935	2757	848	4692	5.5	46	391.0
12. Arkansas	12	1489	3430	859	4919	5.7	45	409.9
13. Auburn	12	2371	2675	842	5046	6.0	43	420.5
14. Tennessee	12	2266	3390	923	5656	6.1	51	471.3

KICKOFF RETURNS	G	Ret	Yds	TD	Avg
1. Missouri	12	35	864	2	24.7
2. LSU	13	31	744	0	24.0
3. Alabama	14	21	503	1	24.0
4. Florida	13	36	835	1	23.2
5. Mississippi State	13	44	1016	1	23.1
6. Auburn	12	36	808	1	22.4
7. Georgia	14	32	709	1	22.2
8. Vanderbilt	13	40	874	0	21.9
9. South Carolina	13	26	563	0	21.7
10. Kentucky	12	48	1009	0	21.0
11. Tennessee	12	51	1046	1	20.5
12. Ole Miss	13	43	861	1	20.0
13. Texas A&M	13	35	697	0	19.9
14. Arkansas	12	31	566	0	18.3

PUNT RETURN AVG	G	Ret	Yds	TD	Avg
1. Missouri	12	28	421	3	15.0
2. South Carolina	13	30	427	2	14.2
3. Florida	13	18	249	1	13.8
4. Texas A&M	13	34	452	1	13.3
5. Tennessee	12	22	261	1	11.9
6. Vanderbilt	13	35	366	3	10.5
7. Alabama	14	34	337	0	9.9
8. LSU	13	36	327	2	9.1
9. Auburn	12	18	161	0	8.9
10. Georgia	14	27	203	0	7.5
11. Kentucky	12	22	165	0	7.5
12. Mississippi State	13	23	171	0	7.4
13. Arkansas	12	21	124	0	5.9
14. Ole Miss	13	24	134	0	5.6



2012 IN REVIEW

ALABAMA • ARKANSAS • AUBURN • FLORIDA • GEORGIA • KENTUCKY • LSU • OLE MISS

PUNTING	G	No.	Yards	Avg/P	PR	Avg	TBg	Net/P
1. Arkansas	12	54	2416	44.7	152	2.8	3	40.8
2. LSU	13	71	3167	44.6	59	0.8	11	40.7
3. Florida	13	68	3038	44.7	161	2.4	6	40.5
4. Mississippi State	13	57	2340	41.1	6	0.1	3	39.9
5. Texas A&M	13	41	1721	42.0	70	1.7	1	39.8
6. Alabama	14	50	2214	44.3	117	2.3	6	39.5
7. Kentucky	12	61	2617	42.9	150	2.5	3	39.5
8. Vanderbilt	13	61	2719	44.6	214	3.5	5	39.4
9. Auburn	12	70	2783	39.8	4	0.1	4	38.6
10. Tennessee	12	56	2278	40.7	133	2.4	3	37.2
11. Georgia	14	68	2784	40.9	156	2.3	6	36.9
12. Missouri	12	70	2937	42.0	313	4.5	3	36.6
13. Ole Miss	13	58	2350	40.5	189	3.3	2	36.6
14. South Carolina	13	58	2242	38.7	52	0.9	5	36.0

PASS EFFICIENCY	G	Att	Cmp	Pct	Int	Yds	TD	Effic
1. Alabama	14	328	219	66.8	3	3052	31	174.3
2. Georgia	14	399	254	63.7	11	3991	37	172.8
3. South Carolina	13	365	225	61.6	9	3095	29	154.2
4. Texas A&M	13	492	329	66.9	10	4114	28	151.8
5. Tennessee	12	477	285	59.7	14	3787	35	144.8
6. Ole Miss	13	411	261	63.5	18	3249	24	140.4
7. Vanderbilt	13	350	207	59.1	5	2774	17	138.9
8. Mississippi State	13	424	249	58.7	10	3091	28	137.0
9. Arkansas	12	459	272	59.3	16	3618	23	135.0
10. Florida	13	288	183	63.5	5	1902	13	130.4
11. LSU	13	356	208	58.4	7	2607	12	127.1
12. Auburn	12	257	147	57.2	15	1879	8	117.2
13. Missouri	12	414	228	55.1	14	2615	15	113.3
14. Kentucky	12	387	220	56.8	10	2115	13	108.7

TURNOVER MARGIN	G	Gained			Lost			Mar	Per/G
		Fum	Int	Tot	Fum	Int	Tot		
1. LSU	13	15	18	33	10	7	17	+16	1.23
Mississippi State	13	14	19	33	7	10	17	+16	1.23
3. Florida	13	10	20	30	10	5	15	+15	1.15
4. Alabama	14	11	18	29	12	3	15	+14	1.00
5. Georgia	14	17	13	30	8	11	19	+11	0.79
6. South Carolina	13	9	15	24	11	9	20	+4	0.31
7. Missouri	12	16	7	23	8	14	22	+1	0.08
8. Vanderbilt	13	7	11	18	13	5	18	+0	0.00
9. Ole Miss	13	13	15	28	11	18	29	-1	-0.08
10. Kentucky	12	7	5	12	6	10	16	-4	-0.33
11. Texas A&M	13	4	12	16	11	10	21	-5	-0.38
12. Tennessee	12	5	12	17	8	14	22	-5	-0.42
13. Auburn	12	11	2	13	10	15	25	-12	-1.00
14. Arkansas	12	6	6	12	15	16	31	-19	-1.58

PASS DEF EFFICIENCY	G	Att	Cmp	Int	Pct.	Yds	TD	Effic
1. Florida	13	444	231	20	52.0	2498	7	95.5
2. Vanderbilt	13	432	232	11	53.7	2493	7	102.4
3. Alabama	14	397	217	18	54.7	2431	8	103.7
4. LSU	13	457	254	18	55.6	2678	15	107.8
5. South Carolina	13	379	213	15	56.2	2533	18	120.1
6. Georgia	14	351	200	13	57.0	2459	13	120.6
7. Texas A&M	13	485	281	12	57.9	3259	17	121.0
8. Mississippi State	13	414	265	19	64.0	2883	17	126.9
9. Ole Miss	13	427	268	15	62.8	3205	22	135.8
10. Missouri	12	401	261	7	65.1	2897	19	137.9
11. Tennessee	12	446	272	12	61.0	3390	26	138.7
12. Auburn	12	358	235	2	65.6	2675	20	145.7
13. Kentucky	12	367	247	5	67.3	2757	21	146.6
14. Arkansas	12	419	262	6	62.5	3430	24	147.3

FIRST DOWNS	G	Rush	Pass	Pen	Total
1. Texas A&M	13	149	180	28	357
2. Alabama	14	160	131	12	303
3. Georgia	14	124	161	12	297
4. Ole Miss	13	138	134	19	291
5. Tennessee	12	94	178	17	289
6. Mississippi State	13	95	149	18	262
7. South Carolina	13	103	135	20	258
8. Arkansas	12	88	142	23	253
9. Vanderbilt	13	114	109	23	246
10. LSU	13	120	106	16	242
11. Florida	13	129	81	16	226
12. Missouri	12	95	114	8	217
13. Kentucky	12	91	102	21	214
14. Auburn	12	95	83	8	186

3RD-DN CONVERSIONS	G	Conv	Att	Pct
1. Texas A&M	13	107	195	54.9
2. Alabama	14	80	167	47.9
3. Georgia	14	85	179	47.5
4. Ole Miss	13	89	201	44.3
5. South Carolina	13	75	176	42.6
6. LSU	13	78	194	40.2
7. Kentucky	12	71	178	39.9

8. Tennessee	12	62	166	37.3
9. Arkansas	12	58	157	36.9
10. Florida	13	65	178	36.5
11. Mississippi State	13	57	164	34.8
12. Vanderbilt	13	63	188	33.5
13. Missouri	12	62	186	33.3
14. Auburn	12	44	143	30.8

OPPONENT 1ST DOWNS	G	Rush	Pass	Pen	Total
1. Alabama	14	63	115	14	192
2. Florida	13	74	120	32	226
3. South Carolina	13	109	105	17	231
4. Vanderbilt	13	107	113	16	236
5. LSU	13	81	126	33	240
6. Missouri	12	91	137	17	245
7. Ole Miss	13	97	138	16	251
8. Arkansas	12	86	155	16	257
9. Auburn	12	120	121	22	263
10. Georgia	14	143	104	20	267
11. Kentucky	12	121	127	20	268
Tennessee	12	101	149	18	268
13. Texas A&M	13	105	145	23	273
14. Mississippi State	13	134	128	16	278

OPP 3RD-DN CONVERT	G	Conv	Att	Pct
1. Florida	13	58	187	31.0
2. LSU	13	59	185	31.9
3. Alabama	14	61	190	32.1
4. Texas A&M	13	66	204	32.4
5. Vanderbilt	13	71	207	34.3
6. Missouri	12	59	168	35.1
7. Georgia	14	76	208	36.5
8. South Carolina	13	71	192	37.0
9. Ole Miss	13	76	199	38.2
10. Tennessee	12	73	191	38.2
11. Arkansas	12	68	175	38.9
12. Auburn	12	69	169	40.8
13. Mississippi State	13	77	183	42.1
14. Kentucky	12	91	174	52.3

SACKS BY	G	Sacks	Yards
1. South Carolina	13	43	275
2. Ole Miss	13	38	268
3. Alabama	14	35	207
LSU	13	35	224
5. Georgia	14	32	203
6. Vanderbilt	13	31	196
Texas A&M	13	31	170
Arkansas	12	31	266
9. Florida	13	30	197
10. Kentucky	12	27	188
11. Auburn	12	22	137
12. Missouri	12	21	149
13. Mississippi State	13	18	147
14. Tennessee	12	17	145

SACKS AGAINST	G	Sacks	Yards
1. Tennessee	12	8	58
2. Arkansas	12	18	132
3. Mississippi State	13	19	130
4. Texas A&M	13	23	139
Alabama	14	23	178
6. Vanderbilt	13	24	179
7. Kentucky	12	26	174
8. Georgia	14	27	168
9. Missouri	12	29	206
10. LSU	13	32	241
11. Ole Miss	13	34	222
12. Auburn	12	37	238
13. South Carolina	13	38	260
14. Florida	13	39	283

PENALTIES	G	No	Yds	Avg/G
1. Alabama	14	54	467	33.4
2. Ole Miss	13	62	480	36.9
3. South Carolina	13	63	526	40.5
4. Kentucky	12	55	496	41.3
5. Mississippi State	13	61	538	41.4
6. Missouri	12	67	519	43.2
7. Arkansas	12	72	528	44.0
8. Vanderbilt	13	77	584	44.9
9. Auburn	12	75	601	50.1
10. Tennessee	12	82	630	52.5
11. Georgia	14	96	749	53.5
12. Texas A&M	13	80	735	56.5
13. LSU	13	94	753	57.9
14. Florida	13	105	895	68.8

2012 IN REVIEW



MISSISSIPPI STATE • MISSOURI • SOUTH CAROLINA • TENNESSEE • TEXAS A&M • VANDERBILT

FIELD GOALS	G	Made	Att	Pct
1. Vanderbilt	13	20	24	.833
2. Florida	13	24	29	.828
3. Tennessee	12	15	19	.789
4. Auburn	12	11	14	.786
5. Alabama	14	15	20	.750
6. LSU	13	21	29	.724
7. Missouri	12	14	20	.700
8. Arkansas	12	13	20	.650
9. South Carolina	13	11	17	.647
10. Ole Miss	13	18	28	.643
11. Mississippi State	13	14	22	.636
12. Texas A&M	13	13	22	.591
13. Georgia	14	8	14	.571
14. Kentucky	12	8	15	.533

OPPONENT PENALTIES	G	No	Yds	Avg/G
1. Texas A&M	13	90	744	57.2
2. Vanderbilt	13	89	716	55.1
3. Florida	13	77	632	48.6
4. Mississippi State	13	70	631	48.5
5. Missouri	12	74	563	46.9
6. Arkansas	12	66	551	45.9
7. Ole Miss	13	69	543	41.8
8. Tennessee	12	62	497	41.4
9. South Carolina	13	62	536	41.2
10. Alabama	14	67	565	40.4
11. LSU	13	72	524	40.3
12. Georgia	14	70	557	39.8
13. Kentucky	12	64	477	39.8
14. Auburn	12	51	410	34.2

PAT KICKING	G	Made	Att	Pct
1. South Carolina	13	51	51	1.000
Ole Miss	13	49	49	1.000
LSU	13	44	44	1.000
Arkansas	12	33	33	1.000
Kentucky	12	27	27	1.000
Auburn	12	27	27	1.000
7. Alabama	14	69	70	.986
8. Mississippi State	13	47	48	.979
9. Vanderbilt	13	46	47	.979
10. Florida	13	36	37	.973
11. Georgia	14	63	67	.940
12. Tennessee	12	49	54	.907
13. Texas A&M	13	69	77	.896
14. Missouri	12	33	37	.892

4TH-DN CONVERSIONS	G	Conv	Att	Pct
1. Ole Miss	13	13	18	72.2
2. Florida	13	7	11	63.6
Alabama	14	7	11	63.6
4. Mississippi State	13	13	21	61.9
5. South Carolina	13	10	17	58.8
6. Texas A&M	13	7	12	58.3
7. LSU	13	4	7	57.1
8. Vanderbilt	13	17	30	56.7
9. Tennessee	12	9	19	47.4
10. Georgia	14	4	9	44.4
11. Missouri	12	10	23	43.5
12. Auburn	12	3	9	33.3
Arkansas	12	6	18	33.3
14. Kentucky	12	3	22	13.6

TIME OF POSSESSION	G	Total Time	Avg/G
1. Florida	13	421:45	32:26
2. Alabama	14	451:50	32:16
3. LSU	13	397:26	30:34
4. Vanderbilt	13	392:24	30:11
5. Mississippi State	13	390:15	30:01
6. Missouri	12	358:45	29:53
7. South Carolina	13	387:00	29:46
8. Auburn	12	355:20	29:36
9. Texas A&M	13	365:51	28:08
10. Georgia	14	393:42	28:07
11. Ole Miss	13	364:50	28:03
12. Arkansas	12	330:47	27:33
13. Tennessee	12	323:40	26:58
14. Kentucky	12	309:31	25:47

OPP 4TH-DN CONVERT	G	Conv	Att	Pct
1. Kentucky	12	5	15	33.3
Vanderbilt	13	9	27	33.3
3. Georgia	14	7	20	35.0
4. Alabama	14	7	18	38.9
5. Ole Miss	13	8	20	40.0
6. South Carolina	13	11	25	44.0
7. Auburn	12	9	20	45.0
8. Texas A&M	13	13	28	46.4

9. Florida	13	7	13	53.8
10. Missouri	12	9	16	56.2
11. Tennessee	12	15	26	57.7
12. Arkansas	12	11	19	57.9
13. LSU	13	10	17	58.8
14. Mississippi State	13	11	15	73.3

KICKOFF COVERAGE	G	No	Yds	Avg	Retn	TB	NetAvg
1. Auburn	12	48	3123	65.1	233	33	43.0
2. Florida	13	72	4538	63.0	684	33	42.1
3. Tennessee	12	78	4810	61.7	949	25	41.5
4. LSU	13	79	4842	61.3	903	27	41.3
5. Georgia	14	92	5788	62.9	1091	37	41.0
6. Arkansas	12	58	3750	64.7	402	39	40.9
7. Texas A&M	13	103	6497	63.1	708	65	40.4
8. Alabama	14	99	6285	63.5	1143	46	40.3
9. Mississippi State	13	73	4395	60.2	1072	16	40.0
10. Missouri	12	62	3726	60.1	848	16	40.0
11. South Carolina	13	75	4684	62.5	790	36	39.9
12. Kentucky	12	40	2456	61.4	510	15	39.3
13. Vanderbilt	13	78	4660	59.7	1050	22	39.2
14. Ole Miss	13	80	5007	62.6	1030	35	38.8

RED ZONE OFFENSE	G	RedZone	Percent	TDs	R/P	FG-AT	Fumb/Int/Downs/Other
1. Ole Miss	13	41-45	91.1	30	20/10	11-14	0/1/0/0
2. Alabama	14	56-62	90.3	46	32/14	10-10	3/2/1/0
3. Texas A&M	13	59-68	86.8	50	34/16	9-14	2/1/1/0
4. Tennessee	12	51-59	86.4	36	16/20	15-17	4/1/1/0
5. Georgia	14	43-50	86.0	38	23/15	5-6	0/2/2/2
6. LSU	13	45-53	84.9	27	21/6	18-21	2/3/0/0
7. Florida	13	38-46	82.6	24	15/9	14-18	1/2/0/1
8. Auburn	12	23-28	82.1	14	13/1	9-10	1/2/1/0
9. South Carolina	13	39-48	81.2	31	17/14	8-11	2/2/2/0
10. Missouri	12	30-39	76.9	20	14/6	10-13	2/3/0/1
11. Mississippi State	13	39-51	76.5	31	12/19	8-12	0/3/4/1
12. Vanderbilt	13	38-50	76.0	25	18/7	13-15	4/2/3/1
13. Arkansas	12	34-48	70.8	23	12/11	11-15	3/2/3/2
14. Kentucky	12	23-34	67.6	18	9/9	5-6	3/0/4/3

RED ZONE DEFENSE	G	RedZone	Percent	TDs	R/P	FG-AT	Fumb/Int/Downs/Other
1. Alabama	14	19-29	65.5	16	10/6	3-6	3/2/1/1
2. Florida	13	28-39	71.8	18	12/6	10-19	0/1/1/0
3. Arkansas	12	36-49	73.5	30	17/13	6-9	0/3/5/2
4. Georgia	14	34-46	73.9	23	13/10	11-16	4/2/1/0
5. South Carolina	13	33-44	75.0	20	8/12	13-14	2/1/5/2
6. Ole Miss	13	36-46	78.3	23	13/10	13-14	2/3/4/0
7. Missouri	12	40-51	78.4	38	23/15	2-4	4/1/3/1
8. Texas A&M	13	34-43	79.1	25	17/8	9-11	0/3/4/0
9. Mississippi State	13	35-44	79.5	23	13/10	12-14	1/4/1/1
10. LSU	13	29-36	80.6	22	13/9	7-9	2/1/1/1
11. Auburn	12	41-49	83.7	32	19/13	9-14	2/0/1/0
12. Kentucky	12	37-44	84.1	29	20/9	8-9	0/0/4/2
13. Vanderbilt	13	33-39	84.6	17	12/5	16-16	0/2/3/1
14. Tennessee	12	43-47	91.5	27	14/13	16-17	0/2/0/1

ON-SIDE KICK SUCCESS	G	OnSide	Percent
1. Mississippi State	13	1-1	100.0
Auburn	12	1-1	100.0
LSU	13	1-1	100.0
4. Kentucky	12	2-4	50.0
5. Florida	13	0-3	0.0
South Carolina	13	0-2	0.0
Texas A&M	13	0-1	0.0
Arkansas	12	0-1	0.0
Tennessee	12	0-1	0.0
Missouri	12	0-0	0.0
Ole Miss	13	0-0	0.0
Georgia	14	0-0	0.0
Vanderbilt	13	0-0	0.0
Alabama	14	0-0	0.0

ON-SIDE KICK ALLOWED	G	OnSide	Percent
1. LSU	13	0-2	0.0
Georgia	14	0-2	0.0
Vanderbilt	13	0-2	0.0
South Carolina	13	0-2	0.0
Florida	13	0-1	0.0
Auburn	12	0-0	0.0
Arkansas	12	0-0	0.0
Missouri	12	0-0	0.0
Kentucky	12	0-0	0.0
10. Texas A&M	13	3-4	75.0
11. Alabama	14	1-1	100.0
Ole Miss	13	1-1	100.0
Tennessee	12	1-1	100.0
Mississippi State	13	1-1	100.0



2012 IN REVIEW

ALABAMA • ARKANSAS • AUBURN • FLORIDA • GEORGIA • KENTUCKY • LSU • OLE MISS

2012 SEC INDIVIDUAL STATISTICS

RUSHING		Team	CI	G	Att	Yds	Avg	TD	Long	Yds/G
1.	Johnny Manziel	AM	FR	13	201	1410	7.0	21	72	108.5
2.	Todd Gurley	UG	FR	14	222	1385	6.2	17	55	98.9
3.	Eddie Lacy	UA	FR	14	204	1322	6.5	17	73	94.4
4.	Mike Gillislee	UF	SR	13	244	1152	4.7	10	46	88.6
5.	Zac Stacy	VU	SR	13	207	1141	5.5	10	90	87.8
6.	Kendi Lawrence	MO	SR	12	200	1025	5.1	12	77	85.4
7.	L. Perkins	MS	JR	12	205	1024	5.0	8	64	85.3
8.	Tre Mason	AU	SO	12	171	1002	5.9	8	86	83.5
9.	T.J. Yeldon	UA	FR	14	175	1108	6.3	12	43	79.1
10.	Rajion Neal	UT	JR	10	156	708	4.5	5	29	70.8
11.	Jeff Scott	UM	JR	12	197	846	4.3	6	48	70.5
12.	Jeremy Hill	LS	FR	11	142	755	5.3	12	57	68.6
13.	Dennis Johnson	AR	SR	12	137	757	5.5	8	28	63.1
14.	Ben Malena	AM	JR	13	138	808	5.9	8	59	62.2
15.	Raymond Sanders	UK	JR	11	125	669	5.4	5	67	60.8

INTERCEPTIONS		Team	CI	G	Int	Yds	TD	Long	Int/G
1.	Byron Moore	UT	JR	12	5	88	1	35	0.42
2.	Darius Slay	MS	SR	13	5	101	1	52	0.38
3.	HaHa Clinton-Dix	UA	SO	14	5	91	0	46	0.36
4.	Johnthan Banks	MS	SR	13	4	124	0	47	0.31
	Matt Elam	UF	JR	13	4	73	0	42	0.31
	Tharold Simon	LS	JR	13	4	43	0	21	0.31
7.	Damian Swann	UG	SO	14	4	61	0	27	0.29
	Robert Lester	UA	SR	14	4	51	0	31	0.29
9.	Craig Loston	LS	JR	12	3	103	1	100	0.25
	Senquez Golson	UM	SO	12	3	55	0	21	0.25
	Ross Rasner	AR	SR	12	3	34	0	33	0.25
	Dehendret Collins	UM	JR	12	3	25	0	28	0.25
	S. Commings	UG	SR	12	3	0	0	0	0.25
14.	Trey Wilson	VU	SR	13	3	182	2	100	0.23
	Jimmy Legree	SC	JR	13	3	101	1	70	0.23

PASSING AVG/GAME		Team	CI	G	Att	Cmp	Int	Pct.	Yds	TD	Avg/G
1.	Tyler Wilson	AR	SR	11	401	249	13	62.1	3387	21	307.9
2.	Tyler Bray	UT	JR	12	451	268	12	59.4	3612	34	301.0
3.	Johnny Manziel	AM	FR	13	434	295	9	68.0	3706	26	285.1
4.	Aaron Murray	UG	JR	14	386	249	10	64.5	3893	36	278.1
5.	Bo Wallace	UM	SO	13	368	235	17	63.9	2994	22	230.3
6.	Tyler Russell	MS	JR	13	394	231	10	58.6	2897	24	222.8
7.	Jordan Rodgers	VU	SR	12	319	191	5	59.9	2539	15	211.6
8.	AJ McCarron	UA	JR	14	314	211	3	67.2	2933	30	209.5
9.	Z. Mettenberger	LS	JR	13	352	207	7	58.8	2609	12	200.7
10.	Connor Shaw	SC	JR	11	228	154	7	67.5	1956	17	177.8
11.	James Franklin	MO	JR	9	234	139	7	59.4	1562	10	173.6
12.	Jeff Driskel	UF	SO	12	245	156	5	63.7	1646	12	137.2
13.	C Berkstresser	MO	FR	10	177	88	7	49.7	1059	5	105.9
14.	Dylan Thompson	SC	SO	11	127	66	2	52.0	1027	10	93.4
15.	Kiehl Frazier	AU	SO	9	116	62	8	53.4	753	2	83.7

PASS EFFICIENCY		Team	CI	G	Att	Cmp	Int	Pct.	Yds	TD	Eff.
1.	AJ McCarron	UA	JR	14	314	211	3	67.2	2933	30	175.3
2.	Aaron Murray	UG	JR	14	386	249	10	64.5	3893	36	174.8
3.	Connor Shaw	SC	JR	11	228	154	7	67.5	1956	17	158.1
4.	Johnny Manziel	AM	FR	13	434	295	9	68.0	3706	26	155.3
5.	Tyler Bray	UT	JR	12	451	268	12	59.4	3612	34	146.3
6.	Tyler Wilson	AR	SR	11	401	249	13	62.1	3387	21	143.8
7.	Dylan Thompson	SC	SO	11	127	66	2	52.0	1027	10	142.7
8.	Bo Wallace	UM	SO	13	368	235	17	63.9	2994	22	142.7
9.	J. Wallace	AU	FR	9	80	46	4	57.5	720	4	139.6
10.	Jordan Rodgers	VU	SR	12	319	191	5	59.9	2539	15	139.1
11.	Tyler Russell	MS	JR	13	394	231	10	58.6	2897	24	135.4
12.	Jeff Driskel	UF	SO	12	245	156	5	63.7	1646	12	132.2
13.	Z. Mettenberger	LS	JR	13	352	207	7	58.8	2609	12	128.3
14.	James Franklin	MO	JR	9	234	139	7	59.4	1562	10	123.6
15.	C Berkstresser	MO	FR	10	177	88	7	49.7	1059	5	101.4

TOTAL OFFENSE		Team	CI	G	Rush	Pass	Plays	Total	Yds/G
1.	Johnny Manziel	AM	FR	13	1410	3706	635	5116	393.5
2.	Tyler Wilson	AR	SR	11	7	3387	442	3394	308.5
3.	Tyler Bray	UT	JR	12	-34	3612	466	3578	298.2
4.	Aaron Murray	UG	JR	14	-68	3893	445	3825	273.2
5.	Bo Wallace	UM	SO	13	390	2994	511	3384	260.3
6.	Tyler Russell	MS	JR	13	-5	2897	437	2892	222.5
7.	Jordan Rodgers	VU	SR	12	71	2539	410	2610	217.5
8.	Connor Shaw	SC	JR	11	435	1956	359	2391	217.4
9.	AJ McCarron	UA	JR	14	4	2933	363	2937	209.8
10.	James Franklin	MO	JR	9	122	1562	322	1684	187.1
11.	Z. Mettenberger	LS	JR	13	-208	2609	399	2401	184.7
12.	Jeff Driskel	UF	SO	12	408	1646	363	2054	171.2
13.	C Berkstresser	MO	FR	10	56	1059	230	1115	111.5
14.	Jalen Whitlow	UK	FR	10	206	801	229	1007	100.7
15.	Todd Gurley	UG	FR	14	1385	0	222	1385	98.9

PUNT RETURN AVG		Team	CI	G	Ret	Yds	TD	Long	Avg
1.	Ace Sanders	SC	JR	13	28	429	2	70	15.3
2.	Marcus Murphy	MO	SO	12	27	374	3	72	13.9
3.	Dustin Harris	AM	SR	13	34	432	1	96	12.7
4.	Jonathan Krause	VU	JR	13	25	281	2	83	11.2
5.	Christian Jones	UA	SO	14	21	213	0	31	10.1
6.	Devrin Young	UT	SO	10	16	155	0	35	9.7
7.	Odell Beckham	LS	SO	13	35	320	2	89	9.1
8.	Johnthan Banks	MS	SR	13	14	123	0	22	8.8

9.	Quan Bray	AU	SO	11	16	136	0	38	8.5
10.	Dem. Robinson	UK	SO	12	18	117	0	27	6.5
11.	Nate Holmes	AR	FR	9	11	70	0	25	6.4
12.	Korvic Neat	UM	JR	10	16	82	0	19	5.1

RECEPTIONS/GAME		Team	CI	G	Rec	Yds	TD	Long	Avg/C	Rec/G
1.	Cobi Hamilton	AR	SR	12	90	1335	5	80	14.8	7.50
2.	Jordan Matthews	VU	JR	13	94	1323	8	78	14.1	7.23
3.	Mike Evans	AM	FR	13	82	1105	5	75	13.5	6.31
4.	Justin Hunter	UT	JR	12	73	1083	9	46	14.8	6.08
5.	Ryan Swope	AM	SR	13	72	913	8	80	12.7	5.54
6.	Donte Moncrief	UM	SO	13	66	979	10	77	14.8	5.08
7.	Chad Bumphis	MS	SR	13	58	922	12	72	15.9	4.46
8.	Jarvis Landry	LS	SO	13	56	573	5	33	10.2	4.31
9.	Amari Cooper	UA	FR	14	59	1000	11	54	16.9	4.21
10.	Emory Blake	AU	SR	12	50	789	3	54	15.8	4.17
11.	La'Rod King	UK	SR	12	48	488	4	61	10.2	4.00
12.	Chris Boyd	VU	SO	13	50	774	5	60	15.5	3.85
13.	C. Patterson	UT	JR	12	46	778	5	58	16.9	3.83
	Marcus Lucas	MO	JR	12	46	509	3	41	11.1	3.83
15.	Chris Smith	MS	SR	13	47	564	2	45	12.0	3.62

KICK RETURN AVG		Team	CI	G	Ret	Yds	TD	Long	Avg
1.	C. Patterson	UT	JR	12	24	671	1	98	28.0
2.	Michael Ford	LS	JR	13	20	549	0	86	27.5
3.	Jameon Lewis	MS	SO	13	20	517	1	100	25.9
4.	Jaylen Walton	UM	FR	13	26	643	1	100	24.7
5.	Marcus Murphy	MO	SO	12	19	458	1	98	24.1
6.	O. McCalebb	AU	SR	12	23	523	1	100	22.7
7.	Bruce Ellington	SC	SO	13	18	406	0	50	22.6
8.	M. Mitchell	UG	SO	13	16	360	0	48	22.5
9.	Trey Williams	AM	FR	13	25	557	0	76	22.3
10.	Brian Kimbrow	VU	FR	13	22	486	0	52	22.1
11.	DeMarcus Sweat	UK	FR	10	25	512	0	51	20.5
12.	L. Perkins	MS	JR	12	16	325	0	33	20.3
13.	Dennis Johnson	AR	SR	12	17	309	0	42	18.2

RECEIVE YDS/GAME		Team	CI	G	Rec	Yds	TD	Long	Avg/C	Yds/G
1.	Cobi Hamilton	AR	SR	12	90	1335	5	80	14.8	111.2
2.	Jordan Matthews	VU	JR	13	94	1323	8	78	14.1	101.8
3.	Justin Hunter	UT	JR	12	73	1083	9	46	14.8	90.2
4.	Mike Evans	AM	FR	13	82	1105	5	75	13.5	85.0
5.	Donte Moncrief	UM	SO	13	66	979	10	77	14.8	75.3
6.	Amari Cooper	UA	FR	14	59	1000	11	54	16.9	71.4
7.	Chad Bumphis	MS	SR	13	58	922	12	72	15.9	70.9
8.	Ryan Swope	AM	SR	13	72	913	8	80	12.7	70.2
9.	Tavarres King	UG	SR	14	42	950	9	75	22.6	67.9
10.	Emory Blake	AU	SR	12	50	789	3	54	15.8	65.8
11.	C. Patterson	UT	JR	12	46	778	5	58	16.9	64.8
12.	Chris Boyd	VU	SO	13	50	774	5	60	15.5	59.5
13.	Odell Beckham	LS	SO	13	43	713	2	56	16.6	54.8
14.	Mychal Rivera	UT	SR	12	36	562	5	62	15.6	46.8
15.	Bruce Ellington	SC	SO	13	40	600	7	43	15.0	46.2

PUNTING		
---------	--	--

2012 IN REVIEW



MISSISSIPPI STATE • MISSOURI • SOUTH CAROLINA • TENNESSEE • TEXAS A&M • VANDERBILT

7. Todd Gurley	UG	FR	14	18	0	0	0	108	7.7
8. Jeremy Shelley	UA	SR	14	0	69	11	0	102	7.3
9. Carey Spear	VU	JR	13	0	27	20	0	87	6.7
10. Jeremy Hill	LS	FR	11	12	0	0	0	72	6.5
11. C. Michael	AM	SR	11	12	0	0	0	72	6.5
12. Devon Bell	MS	FR	13	0	43	14	0	85	6.5
13. Adam Yates	SC	SR	13	0	49	11	0	82	6.3
14. Andrew Baggett	MO	FR	12	0	33	14	0	75	6.2
15. Marshall Morgan	UG	FR	14	0	63	8	0	87	6.2

SCORING (TDs)	Team	CI	G	TD	Rush	Pass	Ret	PAT	Pts	Pts/G
1. Johnny Manziel	AM	FR	13	21	21	0	0	0	126	9.7
2. Eddie Lacy	UA	JR	14	19	17	2	0	0	114	8.1
3. Todd Gurley	UG	FR	14	18	17	0	1	0	108	7.7
4. C. Michael	AM	SR	11	12	12	0	0	0	72	6.5
5. Jeremy Hill	LS	FR	11	12	12	0	0	0	72	6.5
6. Kendi Lawrence	MO	SR	12	12	12	0	0	0	72	6.0
7. T.J. Yeldon	UA	FR	14	13	12	1	0	1	80	5.7
8. Chad Bumphis	MS	SR	13	12	0	12	0	0	72	5.5
9. Rajion Neal	UT	JR	10	9	5	4	0	0	54	5.4
10. Ace Sanders	SC	JR	13	11	0	9	2	0	66	5.1
11. Mike Gillislee	UF	SR	13	11	10	1	0	0	66	5.1
12. Dennis Johnson	AR	SR	12	10	8	2	0	0	60	5.0
13. L. Perkins	MS	JR	12	10	8	2	0	0	60	5.0
14. C. Patterson	UT	JR	12	10	3	5	2	0	60	5.0
15. Amari Cooper	UA	FR	14	11	0	11	0	0	66	4.7

FIELD GOALS	Team	CI	G	FG	FGA	Pct.	FG/G
1. Caleb Sturgis	UF	SR	13	24	28	85.7	1.85
2. Drew Allemen	LS	SR	13	21	29	72.4	1.62
3. Carey Spear	VU	JR	13	20	24	83.3	1.54
4. Bryson Rose	UM	SR	13	18	28	64.3	1.38
5. Andrew Baggett	MO	FR	12	14	20	70.0	1.17
6. Devon Bell	MS	FR	13	14	21	66.7	1.08
7. Taylor Bertolet	AM	FR	13	13	22	59.1	1.00
8. Cody Parkey	AU	JR	12	11	14	78.6	0.92
9. Zach Hocker	AR	JR	12	11	18	61.1	0.92
10. Adam Yates	SC	SR	13	11	17	64.7	0.85
11. Jeremy Shelley	UA	SR	14	11	11	100.0	0.79
12. Michael Palardy	UT	JR	12	9	12	75.0	0.75
13. Craig McIntosh	UK	SR	12	8	15	53.3	0.67
14. Marshall Morgan	UG	FR	14	8	14	57.1	0.57
15. Cade Foster	UA	JR	14	4	9	44.4	0.29

SCORING (KICK)	Team	CI	G	PATs	FGs	Pts	Pts/G
1. Drew Allemen	LS	SR	13	44-44	21-29	107	8.2
2. Taylor Bertolet	AM	FR	13	67-74	13-22	106	8.2
3. Caleb Sturgis	UF	SR	13	34-35	24-28	106	8.2
4. Bryson Rose	UM	SR	13	49-49	18-28	103	7.9
5. Jeremy Shelley	UA	SR	14	69-69	11-11	102	7.3
6. Carey Spear	VU	JR	13	27-27	20-24	87	6.7
7. Devon Bell	MS	FR	13	43-44	14-21	85	6.5
8. Adam Yates	SC	SR	13	49-49	11-17	82	6.3
9. Andrew Baggett	MO	FR	12	33-37	14-20	75	6.2
10. Marshall Morgan	UG	FR	14	63-67	8-14	87	6.2
11. Zach Hocker	AR	JR	12	32-32	11-18	65	5.4
12. Michael Palardy	UT	JR	12	37-40	9-12	64	5.3
13. Cody Parkey	AU	JR	12	27-27	11-14	60	5.0
14. Craig McIntosh	UK	SR	12	27-27	8-15	51	4.2
15. Ryan Fowler	VU	SR	10	19-20	0-0	19	1.9

FIELD GOAL PCT	Team	CI	G	FG	FGA	Long	Pct.
1. Caleb Sturgis	UF	SR	13	24	28	51	85.7
2. Drew Allemen	LS	SR	13	21	29	49	72.4
3. Bryson Rose	UM	SR	13	18	28	53	64.3

PAT KICKING PCT	Team	CI	G	Made	Att	Pct.
1. Jeremy Shelley	UA	SR	14	69	69	100.0
2. Adam Yates	SC	SR	13	49	49	100.0
3. Bryson Rose	UM	SR	13	49	49	100.0
4. Drew Allemen	LS	SR	13	44	44	100.0
5. Zach Hocker	AR	JR	12	32	32	100.0
6. Carey Spear	VU	JR	13	27	27	100.0
7. Craig McIntosh	UK	JR	12	27	27	100.0
8. Cody Parkey	AU	JR	12	27	27	100.0
9. Devon Bell	MS	FR	13	43	44	97.7
10. Caleb Sturgis	UF	SR	13	34	35	97.1
11. Ryan Fowler	VU	SR	10	19	20	95.0
12. Marshall Morgan	UG	FR	14	63	67	94.0
13. Michael Palardy	UT	JR	12	37	40	92.5
14. Taylor Bertolet	AM	FR	13	67	74	90.5
15. Andrew Baggett	MO	FR	12	33	37	89.2

TACKLES (All positions)	Player	Team	CI	G	Pos	Solo	Ast	Total	Avg/G	Sack
1. A.J. Johnson	UT	SO	12	13	LB	63	75	138	11.5	1.0
2. A. Williamson	UK	JR	12	13	LB	70	65	135	11.2	3.0
3. Kevin Minter	LS	JR	13	13	LB	55	75	130	10.0	4.0
4. C. Lawrence	MS	SR	13	13	LB	54	66	120	9.2	4.0
5. Lamin Barrow	LS	JR	13	13	LB	52	52	104	8.0	0.0
6. B. McKinney	MS	FR	13	13	LB	45	57	102	7.8	1.0
7. Daren Bates	AU	SR	12	12	LB	39	55	94	7.8	2.0
8. Ross Rasner	AR	SR	12	14	LB	49	43	92	7.7	2.5
9. C.J. Mosley	UA	JR	14	14	LB	66	41	107	7.6	4.0
10. Alvin Dupree	UK	SO	12	12	LB	54	37	91	7.6	6.5
11. Kenny Ladler	VU	JR	12	12	DB	60	30	90	7.5	1.0
12. D. McNeal	AU	JR	12	12	DB	53	37	90	7.5	1.0
13. Byron Moore	UT	JR	12	12	DB	48	38	86	7.2	0.0
14. J. Whitehead	AU	SO	12	12	DB	40	46	86	7.2	1.0

15. Jarvis Jones	UG	JR	12	12	LB	52	33	85	7.1	14.5
16. Shawn Williams	UG	SR	14	14	SS	56	42	98	7.0	1.0
17. Eric Reid	LS	JR	13	13	DB	42	49	91	7.0	0.0
18. She Richardson	MO	JR	11	11	DT	39	36	75	6.8	4.0
19. Nickoe Whitley	MS	JR	13	13	DB	50	38	88	6.8	0.0
20. Will Ebner	MO	SR	11	11	LB	47	27	74	6.7	1.0
21. Andrew Wilson	MO	JR	12	12	LB	45	35	80	6.7	0.5
22. Jake Holland	AU	JR	11	11	LB	32	41	73	6.6	0.0
23. Shaq Wilson	SC	SR	13	13	LB	45	41	86	6.6	2.0
24. D.J. Swearinger	SC	SR	12	12	DT	62	17	79	6.6	0.0
25. Damontre Moore	AM	JR	13	13	DL	57	28	85	6.5	12.5
26. Chase Garnham	VU	JR	13	13	LB	43	41	84	6.5	6.5
27. Javon Marshall	VU	JR	13	13	DB	60	23	83	6.4	0.0
28. Josh Evans	UF	SR	13	13	DT	49	34	83	6.4	2.5
29. Denzel Nkemdiche	UM	FR	13	13	DT	37	45	82	6.3	3.0
30. Rohan Gaines	AR	FR	12	12	LB	46	29	75	6.2	0.0
31. J. Stewart	AM	SR	13	13	LB	46	35	81	6.2	2.5
32. E.J. Gaines	MO	JR	12	12	CB	58	16	74	6.2	0.0
33. Cody Prewitt	UM	SO	13	13	LB	44	36	80	6.2	1.5
34. Zaviar Gooden	MO	SR	10	10	LB	36	25	61	6.1	0.0
35. Mike Marry	UM	JR	13	13	LB	37	41	78	6.0	2.5
36. Steven Jenkins	AM	JR	13	13	LB	34	44	78	6.0	2.0
37. Herman Lathers	UT	SR	11	11	LB	40	26	66	6.0	2.0
38. Matt Elam	UF	JR	13	13	LB	58	18	76	5.8	2.0
39. Miles Simpson	UK	SO	12	12	LB	43	26	69	5.8	1.0
40. Kenrion Walker	MO	SR	12	12	SS	35	33	68	5.7	0.0
41. Terrell Williams	AR	SR	10	10	LB	21	35	56	5.6	1.0
42. Braylon Webb	MO	SO	12	12	CB	36	28	64	5.3	0.0
43. Marlav Neloms	UK	SR	10	10	CB	31	22	53	5.3	0.0
44. LaDarrell McNeil	UT	FR	11	11	DB	33	25	58	5.3	0.0
45. Jonathan Bostic	UF	SR	13	13	DT	44	23	67	5.2	3.0
46. Chris Davis	AU	FR	9	9	CB	25	21	46	5.1	0.0
47. Trae Elston	UM	FR	12	12	DT	32	29	61	5.1	1.0
48. A. Barnes	VU	SR	13	13	LB	35	31	66	5.1	1.0
49. Sean Porter	AM	SR	13	13	LB	38	28	66	5.1	3.5
50. Amarlo Herrera	UG	SO	14	14	LB	33	37	70	5.0	0.0

SACKS	Team	CI	G	Pos	Solo	Ast	Yds	Total	Avg/G
1. Jarvis Jones	UG	JR	12	LB	14	1	103	14.5	1.21
2. J. Clowney	SC	SO	12	DE	12	2	73	13.0	1.08
3. Damontre Moore	AM	JR	13	DL	11	3	70	12.5	0.96
4. Chris Smith	AR	JR	12	DE	8	3	65	9.5	0.79
5. Sam Montgomery	LS	JR	13	DE	8	0	43	8.0	0.62
6. Dee Ford	AU	JR	11	DE	6	0	38	6.0	0.55
7. Alvin Dupree	UK	SO	12	LB	6	1	63	6.5	0.54
8. Trey Flowers	AR	SO	12	DE	5	2	58	6.0	0.50
9. Chase Garnham	VU	JR	13	LB	6	1	51	6.5	0.50
10. C.J. Johnson	UM	SO	13	LB	6	1	46	6.5	0.50

TACKLES FOR LOSS	Team	CI	G	Pos	Solo	Ast	Yds	Total	Avg/G
1. Jarvis Jones	UG	JR	12	LB	22	5	132	24.5	2.04
2. J. Clowney	SC	SO	12	DE	21	5	113	23.5	1.96
3. Damontre Moore	AM	JR	13	DL	18	6	93	21.0	1.62
4. Kevin Minter	LS	JR	13	LB	11	8	52	15.0	1.15
5. Trey Flowers	AR	SO	12	DE	10	6	76	13.0	1.08
6. Chris Smith	AR	JR	12	DE	11	4	70	13.0	1.08
7. Alvin Dupree	UK	SO	12	LB	11	3	79	12.5	1.04
8. Sam Montgomery	LS	JR	13	DE	10	6	57	13.0	1.00
9. Sharif Floyd	UF	JR	13	DT	11	4	52	13.0	1.00
10. Denzel Nkemdiche	UM	FR	13	DT	9	8	40	13.0	1.00

FUMBLES FORCED	Team	CI	G	Num	Avg/G
1. Jarvis Jones	UG	JR	12	7	0.58
2. Donovan Bonner	MO	JR	11	4	0.36
3. Andrew Wilson	MO	JR	12	4	0.33
4. Denzel Nkemdiche	UM	FR	13	4	0.31
5. She Richardson	MO	JR	11	3	0.27
6. J. Clowney	SC	SO	12	3	0.25
7. Reginald Bowens	SC	SR	13		



RECORDS AND RESULTS

ALABAMA • ARKANSAS • AUBURN • FLORIDA • GEORGIA • KENTUCKY • LSU • OLE MISS

NATIONAL CHAMPIONS

Year	Team	Poll
1951	Tennessee	AP, UPI
1957	Auburn	AP
1958	LSU	AP, UPI
1960	Ole Miss	FWAA
1961	Alabama	AP, UPI
1964	Alabama	AP, UPI
1964	#Arkansas	FWAA
1965	Alabama	AP, FWAA
1973	Alabama	UPI
1978	Alabama	AP, FWAA
1979	Alabama	AP, UPI, FWAA
1980	Georgia	AP, UPI, FWAA
1992	Alabama	AP, UPI, USA Today, FWAA
1996	Florida	AP, USA Today, FWAA
1998	Tennessee	AP, ESPN/USA Today, FWAA
2003	LSU	ESPN/USA Today
2006	Florida	ESPN/USA Today, AP
2007	LSU	ESPN/USA Today, AP
2008	Florida	ESPN/USA Today, AP
2009	Alabama	ESPN/USA Today, AP
2010	Auburn	ESPN/USA Today, AP
2011	Alabama	ESPN/USA Today/AP
2012	Alabama	ESPN/USA Today/AP

NOTE: #Arkansas was not a member of the SEC

UNDEFEATED AND UNTIED TEAMS

(Regular Season Only)

YEAR	TEAM	W-L-T	PTS	OPP	BOWL	OPPONENT	SCORE
1934	Alabama	9-0-0	287	32	Rose	Stanford	29-13
1937	Alabama	9-0-0	225	20	Rose	California	0-13
1938	Tennessee	10-0-0	276	16	Orange	Oklahoma	17-0
1939	Tennessee	10-0-0	212	0	Rose	Southern Cal	0-14
1940	Tennessee	10-0-0	319	26	Sugar	Boston Coll.	13-19
1945	Alabama	9-0-0	396	66	Rose	Southern Cal	34-14
1946	Georgia	10-0-0	372	100	Sugar	N. Carolina	20-10
1951	Tennessee	10-0-0	373	88	Sugar	Maryland	13-28
1952	Ga. Tech	11-0-0	301	52	Sugar	Mississippi	24-7
1956	Tennessee	10-0-0	268	75	Sugar	Baylor	7-13
1957	Auburn	10-0-0	207	28	(None)		
1958	LSU	10-0-0	275	53	Sugar	Clemson	7-0
1961	Alabama	10-0-0	287	22	Sugar	Arkansas	10-3
1962	Mississippi	9-0-0	230	40	Sugar	Arkansas	17-13
1964	Alabama	10-0-0	223	67	Orange	Texas	17-21
1966	Alabama	10-0-0	267	37	Sugar	Nebraska	34-7
1971	Alabama	11-0-0	362	84	Orange	Nebraska	6-38
1973	Alabama	11-0-0	454	89	Sugar	Notre Dame	23-24
1974	Alabama	11-0-0	318	83	Orange	Notre Dame	11-13
1979	Alabama	11-0-0	359	58	Sugar	Arkansas	24-9
1980	Georgia	11-0-0	316	127	Sugar	Notre Dame	17-10
1982	Georgia	11-0-0	315	133	Sugar	Penn State	23-27
1992	Alabama	12-0-0	332	109	Sugar	Miami	34-13
1993	Auburn	11-0-0	353	192	(None)		
1995	Florida	12-0-0	534	201	Fiesta	Nebraska	24-62
1998	Tennessee	12-0-0	431	189	Fiesta	Florida State	23-16
2004	Auburn	12-0-0	401	134	Sugar	Virginia Tech	16-13
2008	Alabama	12-0-0	422	200	Sugar	Utah	17-31
2009	Alabama	12-0-0	449	164	BCS Title	Texas	37-21
2009	Florida	12-0-0	502	174	Sugar	Cincinnati	51-24
2010	Auburn	12-0-0	577	337	BCS Title	Oregon	22-19
2012	LSU	12-0-0	500	158	BCS Title	Alabama	0-21

SEC ALL-TIME FOOTBALL STANDINGS

(Regular season games against each other, 1933 through 2012)

SCHOOL	YEARS	GAMES	WON-LOST-TIED	PCT.	2012 SEC RECORD
TEXAS A&M	1	8	6-2	.750	6-2
ALABAMA	79	560	*376-164-20	.689	7-1
TENNESSEE	79	520	*320-181-19	.634	1-7
GEORGIA	80	522	310-198-14	.607	7-1
LSU	80	524	295-207-22	.584	6-2
FLORIDA	79	502	285-202-15	.583	7-1
AUBURN	79	540	291-231-18	.556	0-8
OLE MISS	79	517	245-257-15	.488	3-5
ARKANSAS	21	168	*80-86-2	.482	2-6
SOUTH CAROLINA	21	168	*70-94-1	.420	6-2
MISSISSIPPI STATE	79	526	*172-341-12	.338	4-4
KENTUCKY	79	519	156-351-12	.312	0-8
VANDERBILT	80	527	*126-383-18	.256	5-3
MISSOURI	1	8	2-6	.250	2-6

FORMER MEMBERS

GEORGIA TECH	31	194	115-70-9	.616
TULANE	33	195	69-113-13	.387
SEWANEE	8	37	0-37-0	.000

Note: Sewanee withdrew after the 1940 season, Georgia Tech after 1963 and Tulane after 1965. During World War II Alabama, Auburn, Florida, Kentucky, Ole Miss, Miss. State, Tennessee and Vanderbilt suspended football in 1943; Vanderbilt through '44. Appointed conference games of 1954, '58, '64, '65, '66, '67, '68 and the Alabama-Ole Miss games of 1980 and '81 are not included in these records or total points.

*Includes forfeits imposed on Alabama by NCAA

SEC FOOTBALL WINNING STREAKS

WINS	SCHOOL	YEARS	STREAK
28	ALABAMA	1991-93	Final 10 games of 1991 through first five games of 1993
28	ALABAMA	1978-80	Final nine games of 1978 through seventh game of 1980
23	TENNESSEE	1937-39	Final two games of 1937 through tenth game of 1939
22	FLORIDA	2008-09	Final 10 games of 2008 through first 12 games of 2009
20	ALABAMA	1924-26	Final game of 1924 through ninth game of 1926
20	AUBURN	1993-94	All 11 games of 1993 and first 9 games of 1994
19	ALABAMA	2009-10	All games of the 2009 season through first five of 2010
19	ALABAMA	1961-62	Entire 1961 season through eighth game of 1962
19	LSU	1957-59	Final game of 1957 through seventh game of 1959
18	GEORGIA TECH	1951-53	Final five games of 1951 through first game of 1953
17	AUBURN	2009-11	Final game of 2009, all of 2010 and first two of 2011
17	AUBURN	1956-58	Final four games of 1956 through third game of 1958
17	GEORGIA	1945-47	Final five games of 1945 through first game of 1947
15	AUBURN	2003-04	Final two games of 2003 through 2004 season
15	GEORGIA	1979-81	Final game of 1979 through second game of 1981
14	LSU	2010-11	Final game of 2010 through first 13 games of 2011.
14	TENNESSEE	1998-99	All 13 games of 1998 through first game of 1999

Listing includes bowl games

NOTE: Arkansas recorded a 22-game winning streak from November 23, 1963 to January 1, 1966 as a member of the Southwest Conference.

CONSECUTIVE SEC VICTORIES

WINS	SCHOOL	YEARS	STREAK
27	ALABAMA	1976-80	Final four SEC games in 1976 through fourth SEC game of 1980
24	FLORIDA	1994-97	Final five SEC games in 1994 through fourth SEC game of 1997
23	GEORGIA	1980-83	All SEC games in 1980 through fifth SEC game of 1983
20	ALABAMA	1973-75	All SEC games in 1973 through sixth SEC game of 1975
20	TENNESSEE	1937-40	Final two SEC games of 1937 through 1940
18	ALABAMA	1991-93	Second SEC game of 1991 through third SEC game of 1993
16	ALABAMA	2008-09	All SEC regular season games during 2008 & 2009 seasons
15	TENNESSEE	1997-98	Last seven SEC games in 1997 through all SEC games in 1998
14	ALABAMA	1971-72	All SEC games in 1971 through all SEC games of 1972
14	GEORGIA TECH	1950-52	Final SEC game of 1950 through sixth SEC game of 1952
14	AUBURN	1993-94	All SEC games in 1993 through sixth game of 1994
14	FLORIDA	2008-09	Final six SEC games of 2008 plus all eight games in 2009
13	LSU	1935-37	All SEC games in 1935 through second SEC game of 1937
13	OLE MISS	1961-63	Final two SEC games of 1961 through fifth SEC game of 1963

Listing includes regular season games only

NOTE: Georgia Tech was a member of the Southeastern Conference from 1933-63.

RECORDS AND RESULTS



MISSISSIPPI STATE • MISSOURI • SOUTH CAROLINA • TENNESSEE • TEXAS A&M • VANDERBILT

NON-CONFERENCE RECORDS

(Does not include bowl games)

School	SINCE 1933					SINCE 2000					Current Streak*
	Games	Won	Lost	Tied	Pct.	Games	Won	Lost	Tied	Pct.	
Alabama	316	249	61	6	.797	49	38	11	0	.775	W 19
Arkansas	72	58	14	0	.806	48	43	5	0	.896	W 1
Auburn	318	237	73	8	.758	48	38	10	0	.792	W 3
Florida	344	236	99	9	.699	48	41	7	0	.854	L 1
Georgia	369	269	86	14	.748	48	43	5	0	.896	W 8
Kentucky	328	223	96	9	.694	48	36	12	0	.750	W 1
LSU	350	261	78	11	.761	48	46	2	0	.958	L 1
Ole Miss	336	243	85	8	.735	48	34	14	0	.708	W 2
Miss. State	310	222	80	8	.729	48	32	16	0	.667	L 1
Missouri	4	3	1	0	.750	4	3	1	0	.750	L 1
South Carolina	72	53	19	0	.736	48	40	8	0	.833	W 13
Tennessee	351	277	65	9	.802	48	40	8	0	.833	W 10
Texas A&M	4	4	0	0	1.000	4	4	0	0	1.000	W 5
Vanderbilt	311	186	116	9	.613	48	28	20	0	.583	W 4
TOTALS	3483	2519	873	91	.736	585	464	119	0	.793	---

* Current streak includes all non-conference games, including bowl games.

SHUTOUTS IN THE SEC SINCE 1992

Which defenses in the SEC have posted the most shutouts since 1992:

Team	Total	Last
Alabama	22	12/24/12 vs. Auburn (49-0)
Arkansas	6	9/9/06 vs. Utah State (20-0)
Auburn	14	8/30/08 vs. UL-Monroe (34-0)
Florida	10	11/17/12 vs. Jacksonville State (23-0)
Georgia	10	10/10/12 vs. Auburn (38-0)
Kentucky	5	9/5/09 vs. Miami, Ohio (42-0)
LSU	16	11/13/10 vs. UL-Monroe (51-0)
Ole Miss	12	9/22/11 vs. Tulane (39-0)
Mississippi State	7	9/25/99 vs. South Carolina (17-0)
Missouri	8	9/17/11 vs. Western Illinois (69-0)
South Carolina	7	8/28/08 vs. N.C. State (34-0)
Tennessee	15	11/5/11 vs. Middle Tennessee (24-0)
Texas A&M	9	9/11/04 vs. Wyoming (31-0)
Vanderbilt	4	11/3/12 vs. Kentucky (40-0)

SEC'S BEST ROAD TEAMS SINCE 1992

Which SEC team has the best record away from home in league games since 1992 (includes neutral site games/does not include SEC Championship Game):

Team	W-L	Pct.
Florida	69-24	.742
Alabama	54-30	.643
Georgia	58-35-1	.622
Tennessee	51-33	.607
Auburn	47-36	.566
LSU	46-37-1	.554
Arkansas	33-49-2	.405
South Carolina	33-51	.393
Ole Miss	24-60	.286
Kentucky	23-61	.274
Mississippi State	22-61-1	.268
Vanderbilt	16-68	.190
Missouri	1-3	.250
Texas A&M	4-0	1.000

CLOSE LOSSES SINCE 2003

TEAM	TOTAL LOSSES	1-7 MARGIN	PCT.
Georgia	34	20	.588
Alabama	36	21	.583
Florida	32	16	.500
LSU	25	12	.480
South Carolina	49	21	.429
Arkansas	49	21	.429
Auburn	41	16	.390
Ole Miss	67	26	.388
Vanderbilt	75	29	.387
Tennessee	53	19	.358
Texas A&M	56	20	.357
Kentucky	71	22	.310
Missouri	46	14	.304
Mississippi State	69	16	.231

EASTERN VS. WESTERN DIVISION

(Since 1992 • DOES NOT INCLUDE SEC CHAMPIONSHIP GAME)

EASTERN vs. Western		W	L	T	Pct.	Streak
Florida	38	24	0	0	.613	W 2
Georgia	41	20	1	0	.669	W 5
Kentucky	23	39	0	0	.371	L 2
Missouri	0	2	0	0	.000	L 2
South Carolina	22	39	1	0	.363	W 1
Tennessee	36	25	1	0	.589	L 5
Vanderbilt	12	50	0	0	.194	W 2
TOTALS	172	199	3	0	.464	
WESTERN vs. Eastern		W	L	T	Pct.	Streak
Alabama	42	19	1	0	.685	W 6
Arkansas	27	35	0	0	.435	L 1
Auburn	37	24	1	0	.605	L 3
LSU	32	29	1	0	.524	W 1
Ole Miss	29	33	0	0	.468	L 2
Mississippi State	31	31	0	0	.500	W 2
Texas A&M	1	1	0	0	.500	W 1
TOTALS	199	172	3	0	.536	

SCORING IN THE SEC

	TOUCHDOWNS SCORED						TOTAL	TOUCHDOWNS ALLOWED						TOTAL
	Passing	Rushing	Defense	KO Returns#	Punt Returns*			Passing	Rushing	Defense	KO Returns#	Punt Returns*		
Alabama	31	32	2	1	0	71	8	10	0	1	1	20		
Arkansas	23	12	0	0	0	35	24	21	2	0	0	47		
Auburn	7	16	2	1	0	26	18	22	1	0	0	41		
Florida	13	22	2	1	1	39	7	13	1	0	1	21		
Georgia	37	32	1	1	1	72	13	17	3	0	1	34		
Kentucky	13	13	1	0	0	27	21	25	2	0	0	48		
LSU	12	29	3	0	2	46	15	14	0	0	0	29		
Ole Miss	24	25	1	1	0	51	22	17	2	2	1	44		
Mississippi State	28	18	2	1	0	49	17	16	2	2	0	37		
Missouri	15	16	3	2	3	39	19	26	0	0	0	45		
South Carolina	29	19	4	0	2	54	18	9	0	0	0	27		
Tennessee	35	18	1	1	1	56	26	25	1	1	0	53		
Texas A&M	27	44	3	0	1	76	17	18	0	0	0	35		
Vanderbilt	17	25	2	0	3	47	7	17	1	1	1	27		
TOTALS	311	321	27	9	14	682	232	276	15	7	5	535		

* - includes blocked kick/punt return, fumbled punt return ; # - includes fumbled kick return



RECORDS AND RESULTS

ALABAMA • ARKANSAS • AUBURN • FLORIDA • GEORGIA • KENTUCKY • LSU • OLE MISS

2012 SEC NON-CONFERENCE RECORD

[54-11 (.831)] (Includes Bowl Games)

CONFERENCE	2012 APP.	W-L	PCT.	SINCE 1995*
Atlantic Coast	8	6-2	.750	82-51 (.617)
Big East	5	1-4	.200	19-26 (.422)
Big Ten	5	3-2	.600	41-29 (.586)
Big 12	2	1-1	.500	33-23-1 (.588)
Conference USA	7	7-0	1.000	106-24 (.815)
Mid-American	5	5-0	1.000	46-5 (.902)
Mountain West	0	0-0	.000	12-7 (.632)
Pac-12	2	2-0	1.000	17-13 (.567)
Sun Belt	12	10-2	.833	125-6 (.954)
Western Athletic	3	3-0	1.000	46-7 (.868)
FBS Independent	1	0-0	1.000	46-16 (.742)
Non-FBS	15	15-0	1.000	106-2 (.981)

*-using alignment during year played.

OVERALL NON-CONFERENCE RECORDS

(Includes bowl games)

CONFERENCE	-----2012-----	W-L	Pct.	2011
ACC.	30-23	.566	33-23	
Big East	27-16	.628	29-16	
Big Ten	34-19	.642	39-19	
Big 12	29-9	.763	32-5	
Conference USA	15-36	.294	25-29	
MAC	28-27	.509	26-31	
Mountain West	16-28	.364	23-21	
Pac-12	29-15	.659	25-17	
SEC	54-11	.831	47-8	
Sun Belt	18-22	.450	13-26	
Western Athletic	17-15	.532	15-31	

SEC NON-CONFERENCE RECORD

(Since 1992)

YEAR	REGULAR SEASON			
	APP.	W-L	PCT.	BOWLS
1992	36	27-9	.750	5-1
1993	36	28-7-1	.792	2-2
1994	36	27-8-1	.764	3-2
1995	36	29-7	.806	2-4
1996	36	27-9	.750	5-0
1997	36	32-4	.889	5-1
1998	36	27-9	.750	4-4
1999	36	28-8	.778	4-4
2000	36	27-9	.750	4-5
2001	36	29-7	.806	5-3
2002	49	37-12	.755	3-4
2003	46	31-15	.674	5-2
2004	36	25-11	.694	3-3
2005	36	27-9	.750	3-3
2006	48	41-7	.854	6-3
2007	48	40-8	.825	7-2
2008	48	37-11	.771	6-2
2009	48	42-6	.875	6-4
2010	48	41-7	.854	5-5
2011	48	42-6	.875	5-2
2012	56	48-8	.857	6-3
TOTALS	874	695-177-2	.796	94-59 (.614)
TOTAL w/BOWLS	1024	786-236-2	.769	

MOST PLAYED SEC RIVALRIES

GAMES	SERIES	SERIES RECORD	FIRST GAME	LAST GAME
116	Auburn vs. Georgia	Tied 54-54-8	1892	2012
109	Ole Miss vs. Miss. State	Ole Miss 61-42-6	1901	2012
108	Kentucky vs. Tennessee	Tennessee 75-24-9	1893	2012
#	Tennessee vs. Vanderbilt	(see below)	1896	2012
106	LSU vs. Miss. State	LSU 70-33-3	1896	2012
103	Georgia vs. Georgia Tech	Georgia 62-37-5***	1893	2012
101	LSU vs. Ole Miss	LSU 58-39-4	1894	2012
96	LSU vs. Tulane	LSU 67-22-7**	1893	2009
97	Alabama vs. Miss. State	Alabama 77-17-3	1896	2012
95	Alabama vs. Tennessee	Alabama 50-37-8	1901	2012
92	Auburn vs. Georgia Tech	Auburn 47-41-4*	1892	2005
##	Florida vs. Georgia	(see below)	1904/1915	2012
87	Ole Miss vs. Vanderbilt	Ole Miss 47-38-2	1894	2012
86	Auburn vs. Miss. State	Auburn 60-24-2	1905	2012
85	Kentucky vs. Vanderbilt	Kentucky 41-40-4	1896	2012
83	Alabama vs. Vanderbilt	Alabama 61-18-4	1903	2011
83	Auburn vs. Florida	Auburn 43-38-2	1912	2011
77	Alabama vs. Auburn	Alabama 42-34-1	1893	2012
76	&Alabama vs. LSU	Alabama 47-25-5	1895	2012
70	Ole Miss vs. Tulane	Ole Miss 42-28	1893	2012
66	Alabama vs. Georgia	Alabama 37-25-4	1895	2012
64	Ole Miss vs. Tennessee	Tennessee 45-18-1	1902	2010

Note: List includes all games played through the 2012 season between teams that were at one time members of the SEC.

Disagreement in series record. Tennessee records show 106 games (73-28-5 Tennessee), while Vanderbilt records show 107 games (73-29-5 Tennessee). Game in question is 1918. Tennessee records show no official varsity teams fielded in 1917-18.

Disagreement in series record. Florida records show 90 games (48-40-2 Georgia), while Georgia records show 91 games (49-40-2 Georgia). Game in question is 1904. Florida records show the school fielded its first varsity football team in 1906.

* Since Georgia Tech withdrew from the SEC following the 1963 season, Auburn-Georgia Tech series record is 17-8 (Auburn).

** Since Tulane withdrew from the SEC following the 1965 season, LSU-Tulane series record is 28-4 (LSU).

*** Since Georgia Tech withdrew from the SEC following the 1963 season, Georgia-Georgia Tech series record is 33-11 (Georgia).

& Met twice during 2011: Once in regular season; once in BCS Championship Game.

LONGEST UNINTERRUPTED SEC RIVALRIES

GAMES	SERIES	FIRST GAME
97	Ole Miss-Mississippi State	from 1915**
93	Tennessee-Kentucky	from 1919**
93	Auburn-Georgia	from 1919**
88	Georgia-Georgia Tech	from 1925
72	Alabama-Tennessee	from 1944**

** - Neither team fielded a team in 1943 due to World War II.

MOST CONSECUTIVE WINS OVER AN SEC OPPONENT

GAMES	SERIES	LENGTH
26	Tennessee over Kentucky	1985-2010
22	Alabama over Mississippi State	1958-1979
22	Tennessee over Vanderbilt	1983-2004
19	Vanderbilt over Ole Miss	1894-1938
17	LSU over Tulane	1956-1972

RECORDS AND RESULTS

MISSISSIPPI STATE • MISSOURI • SOUTH CAROLINA • TENNESSEE • TEXAS A&M • VANDERBILT



YEAR-BY-YEAR NON-CONFERENCE RECORD

(* - Does not include bowl games)

YEAR	WON	LOST	TIE	PCT.
1933	37	13	4	.722
1934	35	17	2	.667
1935	40	15	1	.723
1936	39	14	6	.712
1937	38	14	4	.714
1938	36	18	0	.667
1939	45	14	2	.754
1930s	270	105	19	.709
1940	46	18	0	.719
1941	46	13	0	.780
1942	44	10	3	.798
1943	22	7	0	.759
1944	30	13	1	.693
1945	33	17	0	.660
1946	39	12	1	.760
1947	40	13	1	.750
1948	32	7	4	.791
1949	27	13	4	.659
1940s	359	123	14	.738
1950	37	12	2	.745
1951	37	9	1	.798
1952	38	9	1	.802
1953	31	17	1	.643
1954	27	15	2	.636
1955	31	10	1	.750
1956	28	9	3	.738
1957	22	9	2	.697
1958	33	10	0	.767
1959	36	7	1	.830
1950s	320	107	14	.741
1960	34	7	1	.821
1961	32	14	1	.691
1962	24	10	9	.663
1963	29	11	2	.714
1964	28	13	1	.679
1965	30	15	1	.663
1966	29	13	2	.682
1967	24	17	2	.581
1968	31	12	1	.716
1969	36	13	0	.735
1960s	297	125	20	.695
1970	35	14	1	.710
1971	41	9	0	.820
1972	33	11	0	.750
1973	34	11	3	.740
1974	43	11	3	.781
1975	32	21	1	.602
1976	30	31	1	.587
1977	26	22	1	.541
1978	31	20	2	.604
1979	23	29	1	.443
1970s	328	169	13	.656

YEAR	WON	LOST	TIE	PCT.
1980	34	20	0	.630
1981	32	22	1	.591
1982	38	18	1	.675
1983	38	16	3	.693
1984	38	15	3	.705
1985	40	10	5	.773
1986	40	15	2	.719
1987	38	17	2	.684
1988	27	18	0	.600
1989	30	10	0	.750
1980s	356	161	17	.683
1990	25	15	1	.623
1991	32	8	0	.800
1992	27	9	0	.750
1993	28	7	1	.792
1994	27	8	1	.764
1995	29	7	0	.806
1996	27	9	0	.750
1997	32	4	0	.889
1998	27	9	0	.750
1999	28	8	0	.778
1990s	282	84	3	.768
2000	27	9	0	.750
2001	29	7	0	.806
2002	37	12	0	.755
2003	31	15	0	.674
2004	25	11	0	.694
2005	27	9	0	.750
2006	41	7	0	.824
2007	40	8	0	.825
2008	37	11	0	.771
2009	42	6	0	.875
2000s	336	95	0	.780
2010	41	7	0	.854
2011	42	6	0	.875
2012	48	8	0	.857
2010s	131	21	0	.862

NON-CONFERENCE RECORD SINCE 2000

The Southeastern Conference has the nation's top non-conference winning percentage (including bowl games) since 2000. The SEC is 482-150 (.763) against non-conference foes since 2000. In the regular season, the SEC has the top winning percentage (.793). Since 2000, the SEC has more bowl appearances (107) and bowl wins (65) than any other conference. The schools that currently comprise the SEC have appeared in 407 bowls (including 2012-13). That is by far the most of any conference in the nation. Since 2006, the SEC has posted a 10-4 record in BCS bowl games, more wins and a higher winning percentage (.714) than any other conference. The win total equals that of the next two highest conferences. One of the four losses was the 2012 BCS Championship Game versus another league member.



RECORDS AND RESULTS

ALABAMA • ARKANSAS • AUBURN • FLORIDA • GEORGIA • KENTUCKY • LSU • OLE MISS

SEC FOOTBALL CHAMPIONS

YEAR	CHAMPION	SEC	OVERALL	COACH
1933	Alabama	5-0-1	7-1-1	Frank Thomas
1934	Tulane	8-0	10-1	Ted Cox
	Alabama	7-0	10-0	Frank Thomas
1935	LSU	5-0	9-2	Bernie Moore
1936	LSU	6-0	9-1-1	Bernie Moore
1937	Alabama	6-0	9-1	Frank Thomas
1938	Tennessee	7-0	11-0	Bob Neyland
1939	Tennessee	6-0	10-1	Bob Neyland
	Georgia Tech	6-0	8-2	Bill Alexander
	Tulane	5-0	8-1-1	"Red" Dawson
1940	Tennessee	5-0	10-1	Bob Neyland
1941	Mississippi State	4-0-1	8-1-1	Allyn McKeen
1942	Georgia	6-1	11-1	Wally Butts
1943	Georgia Tech	3-0	7-4	Bill Alexander
1944	Georgia Tech	4-0	9-2	Bill Alexander
1945	Alabama	6-0	10-0	Frank Thomas
1946	Georgia	5-0	11-0	Wally Butts
	Tennessee	5-0	9-2	Bob Neyland
1947	Ole Miss	6-1	9-2	John Vaught
1948	Georgia	6-0	9-2	Wally Butts
1949	Tulane	5-1	7-2-1	Henry Frnka
1950	Kentucky	5-1	11-1	Paul Bryant
1951	Georgia Tech	7-0	11-0-1	Bobby Dodd
	*Tennessee	5-0	10-1	Bob Neyland
	Bobby Dodd	6-0	12-0	Bobby Dodd
1952	Georgia Tech	6-0	12-0	Bobby Dodd
1953	Alabama	4-0-3	6-3-3	Red Drew
1954	Ole Miss	5-1	9-2	John Vaught
1955	Ole Miss	5-1	10-1	John Vaught
1956	Tennessee	6-0	10-1	Bowden Wyatt
1957	*Auburn	7-0	10-0	Ralph Jordan
1958	*LSU	6-0	11-0	Paul Dietzel
1959	Georgia	7-0	10-1	Wally Butts
1960	*Ole Miss	5-0-1	10-0-1	John Vaught
1961	*Alabama	7-0	11-0	Paul Bryant
	LSU	6-0	10-1	Paul Dietzel
1962	Ole Miss	6-0	10-0	John Vaught
1963	Ole Miss	5-0-1	7-1-2	John Vaught
1964	*Alabama	8-0	10-1	Paul Bryant
1965	*Alabama	6-1-1	9-1-1	Paul Bryant
1966	Alabama	6-0	11-0	Paul Bryant
	Georgia	6-0	10-1	Vince Dooley
1967	Tennessee	6-0	9-2	Doug Dickey
1968	Georgia	5-0-1	8-1-2	Vince Dooley
1969	Tennessee	5-1	9-2	Doug Dickey
1970	LSU	5-0	9-3	Charlie McClendon
1971	Alabama	7-0	11-1	Paul Bryant
1972	Alabama	7-1	10-2	Paul Bryant
1973	*Alabama	8-0	11-1	Paul Bryant
1974	Alabama	6-0	11-1	Paul Bryant
1975	Alabama	6-0	11-1	Paul Bryant
1976	Georgia	5-1	10-2	Vince Dooley
	Kentucky	5-1	9-3	Fran Curci
1977	Alabama	7-0	11-1	Paul Bryant
1978	*Alabama	6-0	11-1	Paul Bryant
1979	*Alabama	6-0	12-0	Paul Bryant
1980	*Georgia	6-0	12-0	Vince Dooley
1981	Georgia	6-0	10-2	Vince Dooley
	Alabama	6-0	9-2-1	Paul Bryant
1982	Georgia	6-0	11-1	Vince Doole
1983	Auburn	6-0	11-1	Pat Dye
1984	Vacated			
1985	Tennessee	5-1	9-1-2	Johnny Majors
1986	LSU	5-1	9-3	Bill Arnsparger
1987	Auburn	5-0-1	9-1-2	Pat Dye
1988	Auburn	6-1	10-2	Pat Dye
	LSU	6-1	8-4	Mike Archer
1989	Alabama	6-1	10-2	Bill Curry
	Tennessee	6-1	11-1	Johnny Majors
	Auburn	6-1	10-2	Pat Dye

YEAR	CHAMPION	SEC	OVERALL	COACH
1990	Tennessee	5-1-1	9-2-2	Johnny Majors
1991	Florida	7-0	10-2	Steve Spurrier
1992	*Alabama	8-0	13-0	Gene Stallings
1993	Florida	7-1	11-2	Steve Spurrier
1994	Florida	7-1	10-2-1	Steve Spurrier
1995	Florida	8-0	12-1	Steve Spurrier
1996	*Florida	8-0	12-1	Steve Spurrier
1997	Tennessee	7-1	11-2	Phillip Fulmer
1998	*Tennessee	8-0	13-0	Phillip Fulmer
1999	Alabama	7-1	10-3	Mike DuBose
2000	Florida	7-1	10-3	Steve Spurrier
2001	LSU	5-3	10-3	Nick Saban
2002	Georgia	7-1	13-1	Mark Richt
2003	*LSU	7-1	13-1	Nick Saban
2004	Auburn	8-0	13-0	Tommy Tuberville
2005	Georgia	6-2	10-3	Mark Richt
2006	*Florida	7-1	13-1	Urban Meyer
2007	*LSU	6-2	12-2	Les Miles
2008	*Florida	7-1	13-1	Urban Meyer
2009	*Alabama	8-0	14-0	Nick Saban
2010	*Auburn	8-0	14-0	Gene Chizik
2011	LSU	8-0	13-1	Les Miles
2012	*Alabama	7-1	13-1	Nick Saban

*National Champion NOTE: Overall records include bowl games

CHAMPIONSHIPS BY SCHOOL

Alabama	23	('33-34t-37-45-53-61t-64-65-66t-71-72-73-74-75-77-78-79-81t-89t-92-99-09-12)
Tennessee	13	('38-39t-40-46t-51t-56-67-69-85-89t-90-97-98)
Georgia	12	('42-46t-48-59-66t-68-76t-80-81t-82-02-05)
LSU	11	('35-36-58-61t-70-86-88t-2001-03-07-11)
Florida	8	('91-93-94-95-96-2000-06-08)
Auburn	7	('57-83-87-88t-89t-04-10)
Ole Miss	6	('47-54-55-60-62-63)
# Georgia Tech	5	('39t-43-44-51t-52)
#Tulane	3	('34-39t-49)
Kentucky	2	('50-76t)
Mississippi State	1	('41)

Denotes former member of the SEC

SEC CHAMPIONSHIP COACHES

Paul Bryant (14)	Kentucky (1) 1950; Alabama (13) 1961-64-65-66-71-72-73-74-75-77-78-79-81
Johnny Vaught (6)	Ole Miss 1947-54-55-60-62-63
Vince Dooley (6)	Georgia 1966-68-76-80-81-82
Steve Spurrier (6)	Florida 1991-93-94-95-96-2000
Bob Neyland (5)	Tennessee 1938-39-40-46-51
Nick Saban (4)	LSU 2001-03; Alabama 2009-12
Frank Thomas (4)	Alabama 1933-34-37-45
Wally Butts (4)	Georgia 1942-46-48-59
Pat Dye (4)	Auburn 1983-87-88-89
Bill Alexander (3)	Georgia Tech 1939-43-44
Johnny Majors (3)	Tennessee 1985-89-90
Les Miles (2)	LSU 2007-11
Phillip Fulmer (2)	Tennessee 1997-98
Urban Meyer (2)	Florida 2006-08
Bernie Moore (2)	LSU 1935-36
Bobby Dodd (2)	Georgia Tech 1951-52
Paul Dietzel (2)	LSU 1958-61
Doug Dickey (2)	Tennessee 1967-69
Mark Richt (2)	Georgia 2002-05
Ted Cox (1)	Tulane 1934
Red Dawson (1)	Tulane 1939
Allyn McKeen (1)	Mississippi State 1941
Henry Frnka (1)	Tulane 1949
Red Drew (1)	Alabama 1953
Bowden Wyatt (1)	Tennessee 1956
Ralph Jordan (1)	Auburn 1957
Charlie McClendon (1)	LSU 1970
Fran Curci (1)	Kentucky 1976
Bill Arnsparger (1)	LSU 1986
Mike Archer (1)	LSU 1988
Bill Curry (1)	Alabama 1989
Gene Stallings (1)	Alabama 1992
Mike DuBose (1)	Alabama 1999
Tommy Tuberville (1)	Auburn 2004
Gene Chizik (1)	Auburn 2010

RECORDS AND RESULTS



MISSISSIPPI STATE • MISSOURI • SOUTH CAROLINA • TENNESSEE • TEXAS A&M • VANDERBILT

SEC ANNUAL FOOTBALL STANDINGS

Regular Season Games only reflected in standings from 1933-2005 / * - Indicates Tie for Conference or Division Title / # - Not Eligible for Title

1933									
School	Conference					Overall			
	W-L-T	Pct.	Pts.	Opp.	W-L-T	Pts.	Opp.		
Alabama	5-0-1	.917	69	15	7-1-1	130	17		
LSU	3-0-2	.800	73	20	7-0-3	176	27		
Georgia	3-1-0	.750	53	33	8-2-0	148	86		
Tennessee	5-2-0	.714	134	37	7-3-0	176	47		
Tulane	4-2-1	.643	127	55	6-3-1	160	68		
Auburn	2-2-0	.500	40	43	5-5-0	133	104		
Mississippi	2-2-1	.500	78	66	6-3-2	167	79		
Vanderbilt	2-2-2	.500	56	74	4-3-3	126	107		
Florida	2-3-0	.400	58	53	5-3-1	114	53		
Kentucky	2-3-0	.400	14	87	5-5-0	91	116		
Ga. Tech	2-5-0	.286	62	55	5-5-0	117	63		
Miss. State	1-5-1	.214	39	143	3-6-1	69	149		
Sewanee	0-6-0	.000	36	158	3-6-0	75	165		

1934									
School	Conference					Overall			
	W-L-T	Pct.	Pts.	Opp.	W-L-T	Pts.	Opp.		
*Tulane	8-0-0	1.000	148	49	9-1-0	195	69		
*Alabama	7-0-0	1.000	223	32	9-0-0	287	32		
Tennessee	5-1-0	.833	98	32	8-2-0	175	58		
LSU	4-2-0	.667	133	41	7-2-2	172	77		
Georgia	3-2-0	.600	51	33	7-3-0	141	56		
Vanderbilt	4-3-0	.571	66	94	6-3-0	105	100		
Florida	2-2-1	.500	52	74	6-3-1	113	110		
Mississippi	2-3-1	.417	39	78	4-5-1	114	98		
Kentucky	1-3-0	.250	30	73	5-5-0	123	86		
Auburn	1-6-0	.143	37	87	2-8-0	58	107		
Sewanee	0-4-0	.000	12	105	2-7-0	40	147		
Miss. State	0-5-0	.000	6	94	4-6-0	79	126		
Ga. Tech	0-6-0	.000	42	125	1-9-0	56	187		

1935									
School	Conference					Overall			
	W-L-T	Pct.	Pts.	Opp.	W-L-T	Pts.	Opp.		
LSU	5-0-0	1.000	95	15	9-1-0	221	38		
Vanderbilt	5-1-0	.833	103	42	7-3-0	179	68		
Mississippi	3-1-0	.750	87	26	9-2-0	292	66		
Auburn	5-2-0	.714	118	39	8-2-0	201	46		
Alabama	4-2-0	.667	106	48	6-2-1	185	55		
Tulane	3-3-0	.500	85	97	6-4-0	156	123		
Kentucky	3-3-0	.500	80	68	5-4-0	167	94		
Ga. Tech	3-4-0	.429	123	123	5-5-0	162	142		
Miss. State	2-3-0	.400	73	63	8-3-0	190	76		
Tennessee	2-3-0	.400	34	84	4-5-0	98	155		
Georgia	2-4-0	.333	54	81	6-4-0	169	88		
Florida	1-6-0	.143	51	134	3-7-0	113	154		
Sewanee	0-6-0	.000	0	189	2-7-0	15	228		

1936									
School	Conference					Overall			
	W-L-T	Pct.	Pts.	Opp.	W-L-T	Pts.	Opp.		
LSU	6-0-0	1.000	143	13	9-0-1	281	33		
Alabama	5-0-1	.917	89	29	8-0-1	168	35		
Auburn	4-1-1	.750	58	44	7-2-2	160	63		
Tennessee	3-1-2	.667	79	25	6-2-2	147	52		
Miss. State	3-2-0	.600	101	25	7-2-1	220	25		
Georgia	3-3-0	.500	74	133	5-4-1	115	159		
Ga. Tech	3-3-1	.500	164	63	5-5-1	251	103		
Tulane	2-3-1	.417	73	91	6-3-1	163	117		
Vanderbilt	1-3-1	.300	33	59	3-5-1	115	87		
Kentucky	1-3-0	.250	13	55	6-4-0	179	84		
Florida	1-5-0	.167	40	98	4-6-0	99	125		
Mississippi	0-3-1	.125	12	46	5-5-2	150	98		
Sewanee	0-5-0	.000	13	211	0-6-1	20	230		

1937									
School	Conference					Overall			
	W-L-T	Pct.	Pts.	Opp.	W-L-T	Pts.	Opp.		
Alabama	6-0-0	1.000	145	20	9-0-0	225	20		
LSU	5-1-0	.833	108	21	9-1-0	234	27		
Auburn	4-1-2	.714	95	23	5-2-3	121	36		
Vanderbilt	4-2-0	.667	80	36	7-2-0	121	42		
Miss. State	3-2-0	.600	42	94	5-4-1	119	117		
Ga. Tech	3-2-1	.583	64	34	6-3-1	177	54		
Tennessee	4-3-0	.571	130	47	6-3-1	189	47		
Florida	3-4-0	.429	46	59	4-7-0	86	89		
Tulane	2-3-1	.417	66	50	5-4-1	164	69		
Georgia	1-2-2	.400	13	50	6-3-2	151	64		
Mississippi	0-4-0	.000	14	68	4-5-1	127	106		
Kentucky	0-5-0	.000	0	104	4-6-0	93	130		
Sewanee	0-6-0	.000	7	204	2-7-0	78	213		

1938									
School	Conference					Overall			
	W-L-T	Pct.	Pts.	Opp.	W-L-T	Pts.	Opp.		
Tennessee	7-0-0	1.000	167	9	10-0-0	276	16		
Alabama	4-1-1	.750	82	33	7-1-1	149	40		
Tulane	4-1-1	.750	107	9	7-2-1	211	53		
Mississippi	3-2-0	.600	85	73	9-2-0	232	120		
Ga. Tech	2-1-3	.583	47	51	3-4-3	72	84		
Vanderbilt	4-3-0	.571	54	49	6-3-0	86	49		
Florida	2-2-1	.500	25	54	4-6-1	112	149		
Auburn	3-3-1	.500	84	49	4-5-1	110	88		
Georgia	1-2-1	.375	39	57	5-4-1	145	143		
LSU	2-4-0	.333	58	83	6-4-0	160	89		
Miss. State	1-4-0	.200	41	98	4-6-0	123	131		
Kentucky	0-4-0	.000	31	105	2-7-0	150	160		
Sewanee	0-6-0	.000	9	159	1-8-0	59	213		

1939									
School	Conference					Overall			
	W-L-T	Pct.	Pts.	Opp.	W-L-T	Pts.	Opp.		
Tennessee	6-0-0	1.000	120	0	10-0-0	212	0		
Ga. Tech	6-0-0	1.000	74	25	7-2-0	129	49		
Tulane	5-0-0	1.000	128	26	8-0-1	181	46		
Miss. State	3-2-0	.600	47	32	8-2-0	216	32		
Mississippi	2-2-0	.500	40	50	7-2-0	230	64		
Kentucky	2-2-1	.500	47	58	6-2-1	161	64		
Auburn	3-3-1	.500	48	40	5-5-1	71	69		
Alabama	2-3-1	.417	53	47	5-3-1	101	53		
Georgia	1-3-0	.250	12	35	5-6-0	113	98		
LSU	1-5-0	.167	58	109	4-5-0	111	116		
Vanderbilt	1-6-0	.143	57	120	2-7-1	96	165		
Florida	0-3-1	.125	16	48	5-5-1	78	66		
Sewanee	0-3-0	.000	7	117	3-5-0	43	150		

1940									
School	Conference					Overall			
	W-L-T	Pct.	Pts.	Opp.	W-L-T	Pts.	Opp.		
Tennessee	5-0-0	1.000	122	12	10-0-0	319	26		
Miss. State	4-0-1	.900	88	21	9-0-1	233	51		
Mississippi	3-1-0	.750	60	46	9-2-0	251	100		
Alabama	4-2-0	.667	89	80	7-2-0	166	80		
Auburn	3-2-1	.583	89	70	6-4-1	170	153		
LSU	3-3-0	.500	55	82	6-4-0	139	112		
Georgia	2-3-1	.417	82	106	5-4-1	209	134		
Florida	2-3-0	.400	48	81	5-5-0	136	141		
Kentucky	1-2-2	.400	40	79	5-3-2	190	107		
Tulane	1-3-0	.250	41	60	5-5-0	144	126		
Vanderbilt	1-5-1	.214	55	91	3-6-1	101	98		
Ga. Tech	1-5-0	.167	72	93	3-7-0	139	160		
Sewanee	0-1-0	.000	0	20	3-5-0	132	125		



RECORDS AND RESULTS

ALABAMA • ARKANSAS • AUBURN • FLORIDA • GEORGIA • KENTUCKY • LSU • OLE MISS

1941

School	Conference				Overall		
	W-L-T	Pct.	Pts.	Opp.	W-L-T	Pts.	Opp.
Miss. State	4-0-1	.900	40	7	8-1-1	191	55
Tennessee	3-1-0	.750	61	29	8-2-0	182	73
Alabama	5-2-0	.714	105	51	8-2-0	234	64
Georgia	3-1-1	.700	75	44	8-1-1	279	59
Mississippi	2-1-1	.625	47	45	6-2-1	131	67
Vanderbilt	3-2-0	.600	81	82	8-2-0	260	89
LSU	2-2-2	.500	54	40	4-4-2	119	93
Tulane	2-3-0	.400	93	72	5-4-0	220	95
Ga. Tech	2-4-0	.333	62	96	3-6-0	82	130
Florida	1-3-0	.250	24	42	4-6-0	149	97
Auburn	0-4-1	.100	28	88	4-5-1	123	115
Kentucky	0-4-0	.000	35	109	5-4-0	151	154

1942

School	Conference				Overall		
	W-L-T	Pct.	Pts.	Opp.	W-L-T	Pts.	Opp.
Georgia	6-1-0	.857	238	56	10-1-0	367	76
Ga. Tech	4-1-0	.800	89	48	9-1-0	212	73
Tennessee	4-1-0	.800	85	15	8-1-1	245	54
Miss. State	5-2-0	.714	188	62	8-2-0	200	77
Alabama	4-2-0	.667	80	41	7-3-0	209	76
LSU	3-2-0	.600	62	70	7-3-0	192	117
Auburn	3-3-0	.500	79	60	6-4-1	174	133
Vanderbilt	2-4-0	.333	61	113	6-4-0	232	113
Florida	1-3-0	.250	25	121	3-7-0	106	185
Tulane	1-4-0	.200	47	113	4-5-0	121	154
Kentucky	0-5-0	.000	19	101	3-6-1	155	154
Mississippi	0-5-0	.000	33	136	2-7-0	132	163

1943

School	Conference				Overall		
	W-L-T	Pct.	Pts.	Opp.	W-L-T	Pts.	Opp.
Ga. Tech	3-0-0	1.000	123	7	7-3-0	280	124
Tulane	1-1-0	.500	27	33	3-3-0	92	94
LSU	2-2-0	.500	68	102	5-3-0	143	144
Georgia	0-3-0	.000	33	109	6-4-0	264	153
Vanderbilt	0-0-0	.000	0	0	5-0-0	145	33

1944

School	Conference				Overall		
	W-L-T	Pct.	Pts.	Opp.	W-L-T	Pts.	Opp.
Ga. Tech	4-0-0	1.000	119	13	8-2-0	241	75
Tennessee	5-0-1	.917	120	27	7-0-1	173	48
Georgia	4-2-0	.667	121	103	7-3-0	269	130
Alabama	3-1-2	.667	128	47	5-1-2	246	54
Miss. State	3-2-0	.600	73	59	6-2-0	219	79
LSU	2-3-1	.417	79	80	2-5-1	92	101
Mississippi	2-3-0	.400	59	95	2-6-0	77	178
Tulane	1-2-0	.333	29	72	4-3-0	113	125
Kentucky	1-5-0	.167	59	134	3-6-0	125	147
Florida	0-3-0	.000	18	104	4-3-0	106	136
Auburn	0-4-0	.000	47	118	4-4-0	181	137
Vanderbilt	0-0-0	.000	0	0	3-0-1	67	23

1945

School	Conference				Overall		
	W-L-T	Pct.	Pts.	Opp.	W-L-T	Pts.	Opp.
Alabama	6-0-0	1.000	265	60	9-0-0	396	66
Tennessee	3-1-0	.750	100	25	8-1-0	238	52
LSU	5-2-0	.714	172	80	7-2-0	245	92
Georgia	4-2-0	.667	164	66	8-2-0	294	94
Mississippi	3-3-0	.500	68	112	4-5-0	100	183
Ga. Tech	2-2-0	.500	68	56	4-6-0	157	165
Miss. State	2-3-0	.400	79	96	6-3-0	221	108
Auburn	2-3-0	.400	46	89	5-5-0	172	129
Vanderbilt	2-4-0	.333	40	175	3-6-0	71	215
Florida	1-3-1	.300	32	79	4-5-1	155	100
Tulane	1-3-1	.300	41	113	2-6-1	93	212
Kentucky	0-5-0	.000	38	162	2-8-0	96	217

1946

School	Conference				Overall		
	W-L-T	Pct.	Pts.	Opp.	W-L-T	Pts.	Opp.
Georgia	5-0-0	1.000	151	34	10-0-0	372	100
Tennessee	5-0-0	1.000	57	29	9-1-0	175	89
LSU	5-1-0	.833	140	101	9-1-0	240	123
Ga. Tech	4-2-0	.667	128	75	8-2-0	243	108
Miss. State	3-2-0	.600	80	44	8-2-0	271	71
Alabama	4-3-0	.571	85	84	7-4-0	186	110
Vanderbilt	3-4-0	.429	66	43	5-4-0	108	43
Kentucky	2-3-0	.400	50	69	7-3-0	233	97
Tulane	2-4-0	.333	106	110	3-7-0	179	209
Auburn	1-5-0	.167	53	164	4-6-0	132	210
Mississippi	1-6-0	.143	61	130	2-7-0	76	144
Florida	0-5-0	.000	46	140	0-9-0	104	264

1947

School	Conference				Overall		
	W-L-T	Pct.	Pts.	Opp.	W-L-T	Pts.	Opp.
Mississippi	6-1-0	.857	157	82	8-2-0	256	101
Ga. Tech	4-1-0	.800	88	21	9-1-0	220	35
Alabama	5-2-0	.714	122	61	8-2-0	203	74
Miss. State	2-2-0	.500	54	54	7-3-0	169	89
Georgia	3-3-0	.500	104	81	7-4-0	192	115
Vanderbilt	3-3-0	.500	72	58	6-4-0	182	85
Tulane	2-3-2	.429	88	100	2-5-2	94	192
LSU	2-3-1	.417	95	121	5-3-1	149	161
Kentucky	2-3-0	.400	53	40	7-3-0	151	59
Tennessee	2-3-0	.400	38	93	5-5-0	164	152
Auburn	1-5-0	.167	33	151	2-7-0	78	204
Florida	0-3-1	.125	33	75	4-5-1	125	156

1948

School	Conference				Overall		
	W-L-T	Pct.	Pts.	Opp.	W-L-T	Pts.	Opp.
Georgia	6-0-0	1.000	175	51	9-1-0	278	100
Mississippi	6-1-0	.857	160	73	8-1-0	226	93
Tulane	5-1-0	.833	124	40	9-1-0	207	60
Vanderbilt	4-2-1	.643	170	67	8-2-1	328	73
Ga. Tech	4-3-0	.571	126	62	7-3-0	226	69
Alabama	4-4-1	.500	153	164	6-4-1	228	170
Miss. State	3-3-0	.500	62	59	4-4-1	103	87
Tennessee	2-3-1	.417	59	77	4-4-2	140	98
Kentucky	1-3-1	.300	60	96	5-3-2	199	128
Florida	1-5-0	.167	78	153	5-5-0	213	206
LSU	1-5-0	.167	52	178	3-7-0	99	271
Auburn	0-7-0	.000	29	228	1-8-1	68	262

1949

School	Conference				Overall		
	W-L-T	Pct.	Pts.	Opp.	W-L-T	Pts.	Opp.
Tulane	5-1-0	.833	155	61	7-2-1	251	142
Kentucky	4-1-0	.800	126	6	9-2-0	304	53
Tennessee	4-1-1	.750	97	64	7-2-1	214	104
Ga. Tech	5-2-0	.714	134	99	7-3-0	197	129
LSU	4-2-0	.667	122	53	8-2-0	231	74
Alabama	4-3-1	.563	145	96	6-3-1	227	130
Vanderbilt	4-4-0	.500	144	170	5-5-0	177	183
Auburn	2-4-2	.375	114	168	2-4-3	134	188
Mississippi	2-4-0	.333	107	151	4-5-1	246	243
Florida	1-4-1	.250	86	156	4-5-1	180	218
Georgia	1-4-1	.250	47	94	4-6-1	177	134
Miss. State	0-6-0	.000	25	184	0-8-1	38	224

*APPOINTED CONFERENCE GAMES

While the SEC rule requiring six football games with member schools was in effect, 16 games with outside schools were appointed to serve as conference games to avoid a violation for the members. The won-lost records of these games are included in the annual conference standings, but the results are not included in the conference point totals.

1954 - Ole Miss vs. Arkansas, 0-6

1958 - Ole Miss vs. Houston, 56-7

1964 - Tulane vs. Miami, 0-21

1965 - Georgia vs. Clemson, 23-9

Tennessee vs. S. Carolina, 24-3

1966 - Florida vs. Tulane, 31-10

Georgia vs. N. Carolina, 28-3

LSU vs. Tulane, 21-7

Tennessee vs. S. Carolina, 29-17

Vanderbilt vs. Tulane, 12-13

1967 - Georgia vs. Clemson, 24-17

Vanderbilt vs. Tulane, 14-27

1968 - Florida vs. Tulane, 24-3

LSU vs. TCU, 10-7

LSU vs. Tulane, 34-10

Miss. State vs. Tex. Tech, 28-28

Vanderbilt vs. Tulane, 21-7

RECORDS AND RESULTS



MISSISSIPPI STATE • MISSOURI • SOUTH CAROLINA • TENNESSEE • TEXAS A&M • VANDERBILT

1950							
School	Conference				Overall		
	W-L-T	Pct.	Pts.	Opp.	W-L-T	Pts.	Opp.
Kentucky	5-1-0	.833	157	48	10-1-0	380	62
Tennessee	4-1-0	.800	99	16	10-1-0	315	57
Alabama	6-2-0	.750	214	101	9-2-0	328	107
Tulane	3-1-1	.700	118	66	6-2-1	260	97
Ga. Tech	4-2-0	.667	89	95	5-6-0	182	193
Georgia	3-2-1	.583	65	44	6-2-3	158	65
Miss. State	3-4-0	.429	95	123	4-5-0	169	137
LSU	2-3-2	.429	107	88	4-5-2	165	151
Vanderbilt	3-4-0	.429	128	178	7-4-0	252	216
Florida	2-4-0	.333	90	137	5-5-0	157	181
Mississippi	1-5-0	.167	75	169	5-5-0	207	183
Auburn	0-7-0	.000	17	189	0-10-0	31	255

1951							
School	Conference				Overall		
	W-L-T	Pct.	Pts.	Opp.	W-L-T	Pts.	Opp.
Ga. Tech	7-0-0	1.000	175	41	10-0-1	278	76
Tennessee	5-0-0	1.000	150	61	10-0-0	373	88
LSU	4-2-1	.643	63	71	7-3-1	128	111
Mississippi	4-2-1	.643	181	130	6-3-1	254	157
Kentucky	3-3-0	.500	102	68	7-4-0	294	114
Auburn	3-4-0	.429	101	164	5-5-0	180	212
Vanderbilt	3-5-0	.375	147	167	6-5-0	201	195
Alabama	3-5-0	.375	116	140	5-6-0	263	188
Georgia	2-4-0	.333	73	97	5-5-0	176	184
Florida	2-4-0	.333	88	96	5-5-0	174	131
Miss. State	2-5-0	.286	23	107	4-5-0	82	127
Tulane	1-5-0	.167	40	117	4-6-0	143	172

1952							
School	Conference				Overall		
	W-L-T	Pct.	Pts.	Opp.	W-L-T	Pts.	Opp.
Ga. Tech	6-0-0	1.000	124	26	11-0-0	301	52
Tennessee	5-0-1	.917	142	36	8-1-1	259	63
Mississippi	4-0-2	.833	122	69	8-0-2	237	96
Alabama	4-2-0	.667	121	85	9-2-0	264	133
Georgia	4-3-0	.571	108	131	7-4-0	226	208
Florida	3-3-0	.500	127	84	7-3-0	290	109
Miss. State	3-4-0	.429	170	172	5-4-0	225	186
Tulane	3-5-0	.375	107	132	5-5-0	188	146
Kentucky	1-3-2	.333	75	121	5-4-2	161	173
LSU	2-5-0	.286	101	138	3-7-0	148	214
Vanderbilt	1-4-1	.250	55	145	3-5-2	151	199
Auburn	0-7-0	.000	75	188	2-8-0	139	208

1953							
School	Conference				Overall		
	W-L-T	Pct.	Pts.	Opp.	W-L-T	Pts.	Opp.
Alabama	4-0-3	.786	91	51	6-2-3	172	124
Ga. Tech	4-1-1	.750	140	44	8-2-1	246	92
Mississippi	4-1-1	.750	129	62	7-2-1	236	113
Kentucky	4-1-1	.750	137	89	7-2-1	201	116
Auburn	4-2-1	.643	136	99	7-2-1	257	138
Miss. State	3-1-3	.643	121	80	5-2-3	196	219
Tennessee	3-2-1	.583	95	80	6-4-1	240	153
LSU	2-3-3	.438	123	138	5-3-3	194	159
Florida	1-3-2	.333	69	79	3-5-2	200	113
Vanderbilt	1-5-0	.167	59	172	3-7-0	131	258
Georgia	1-5-0	.167	71	149	3-8-1	155	250
Tulane	0-7-0	.000	68	196	1-8-1	129	228

1954							
School	Conference				Overall		
	W-L-T	Pct.	Pts.	Opp.	W-L-T	Pts.	Opp.
*Mississippi	5-1-0	.833	119	29	9-1-0	283	47
Ga. Tech	6-2-0	.750	145	63	7-3-0	175	91
Florida	5-2-0	.714	94	66	5-5-0	115	128
Kentucky	5-2-0	.714	90	95	7-3-0	151	125
Georgia	3-2-1	.583	40	69	6-3-1	89	89
Auburn	3-3-0	.500	124	54	7-3-0	243	73
Miss. State	3-3-0	.500	58	47	6-4-0	192	120
Alabama	3-3-2	.500	74	74	4-5-2	123	104
LSU	2-5-0	.286	66	115	5-6-0	125	173
Tulane	1-6-1	.188	26	124	1-6-3	46	144
Vanderbilt	1-5-0	.167	68	91	2-7-0	134	169
Tennessee	1-5-0	.167	39	116	4-6-0	105	164

1955								
School	Conference				Overall			
	W-L-T	Pct.	Pts.	Opp.	W-L-T	Pts.	Opp.	Opp.
Mississippi	5-1-0	.833	135	73	9-1-0	251	97	
Auburn	5-1-1	.786	123	92	8-1-1	211	98	
Ga. Tech	4-1-1	.750	87	33	8-1-1	182	46	
Tennessee	3-2-1	.583	74	57	6-3-1	188	92	
Vanderbilt	4-3-0	.571	123	66	7-3-0	215	73	
Miss. State	4-4-0	.500	120	135	6-4-0	173	142	
Kentucky	3-3-1	.500	89	108	6-3-1	178	131	
Tulane	3-3-1	.500	101	94	5-4-1	163	136	
LSU	2-3-1	.417	106	81	3-5-2	139	149	
Florida	3-5-0	.375	77	119	4-6-0	111	126	
Georgia	2-5-0	.286	91	123	4-6-0	173	170	
Alabama	0-7-0	.000	36	181	0-10-0	48	256	

1956								
School	Conference				Overall			
	W-L-T	Pct.	Pts.	Opp.	W-L-T	Pts.	Opp.	Opp.
Tennessee	6-0-0	1.000	139	28	10-0-0	268	75	
Ga. Tech	7-1-0	.875	211	26	9-1-0	227	33	
Florida	5-2-0	.714	124	58	6-3-1	158	98	
Mississippi	4-2-0	.667	122	68	7-3-0	207	82	
Auburn	4-3-0	.571	108	110	7-3-0	174	117	
Kentucky	4-4-0	.500	72	105	6-4-0	119	105	
Tulane	3-3-0	.500	56	83	6-4-0	124	123	
Vanderbilt	2-5-0	.286	72	91	5-5-0	147	113	
Alabama	2-5-0	.286	53	152	2-7-1	85	208	
Miss. State	2-5-0	.286	104	119	4-6-0	148	152	
LSU	1-5-0	.167	50	158	3-7-0	104	197	
Georgia	1-6-0	.143	30	143	3-6-1	66	162	

1957								
School	Conference				Overall			
	W-L-T	Pct.	Pts.	Opp.	W-L-T	Pts.	Opp.	Opp.
Auburn	7-0-0	1.000	90	7	10-0-0	207	28	
Mississippi	5-0-1	.917	128	26	8-1-1	232	52	
Miss. State	4-2-1	.643	118	81	6-2-1	175	100	
Florida	4-2-1	.643	92	70	6-2-1	133	70	
Tennessee	4-3-0	.571	82	62	7-3-0	161	75	
Vanderbilt	3-3-1	.500	47	81	5-3-2	113	108	
LSU	4-4-0	.500	126	76	5-5-0	159	110	
Ga. Tech	3-4-1	.438	62	71	4-4-2	75	71	
Georgia	3-4-0	.429	72	71	3-7-0	93	150	
Tulane	1-5-0	.167	41	135	2-8-0	94	195	
Alabama	1-6-1	.188	40	143	2-7-1	69	173	
Kentucky	1-7-0	.125	48	120	3-7-0	128	127	

1958								
School	Conference				Overall			
	W-L-T	Pct.	Pts.	Opp.	W-L-T	Pts.	Opp.	Opp.
LSU	6-0-0	1.000	138	23	10-0-0	275	53	
Auburn	6-0-1	.929	102	40	9-0-1	173	62	
*Mississippi	4-2-0	.667	83	46	8-2-0	215	65	
Vanderbilt	2-1-3	.583	45	30	5-2-3	131	71	
Tennessee	4-3-0	.571	64	77	4-6-0	77	122	
Alabama	3-4-1	.438	63	69	5-4-1	106	75	
Kentucky	3-4-1	.438	65	109	5-4-1	136	115	
Florida	2-3-1	.417	66	56	6-3-1	171	93	
Ga. Tech	2-3-1	.417	53	60	5-4-1	98	91	
Georgia	2-4-0	.333	70	64	4-6-0	196	114	
Tulane	1-5-0	.167	35	148	3-7-0	195	189	
Miss. State	1-6-0	.143	61	123	3-6-0	127	129	

1959								
School	Conference				Overall			
	W-L-T	Pct.	Pts.	Opp.	W-L-T	Pts.	Opp.	Opp.
Georgia	7-0-0	1.000	123	53	9-1-0	214	89	
LSU	5-1-0	.833	79	23	9-1-0	164	29	
Mississippi	5-1-0	.833	184	21	9-1-0	329	21	
Alabama	4-1-2	.714	65	45	7-1-2	95	52	
Auburn	4-3-0	.571	90	33	7-3-0	174	58	
Vanderbilt	3-2-2	.571	57	79	5-3-2	138	106	
Ga. Tech	3-3-0	.500	76	69	6-4-0	129	107	
Tennessee	3-4-1	.438	60	111	5-4-1	112	118	
Florida	2-4-0	.333	60	62	5-4-1	169	107	
Kentucky	1-6-0	.143	45	97	4-6-0	140	107	
Tulane	0-5-1	.083	39	143	3-6-1	94	176	
Miss. State	0-7-0	.000	19	161	2-7-0	96	198	



RECORDS AND RESULTS

ALABAMA • ARKANSAS • AUBURN • FLORIDA • GEORGIA • KENTUCKY • LSU • OLE MISS

1960

School	Conference			Overall			
	W-L-T	Pct.	Pts.	Opp.	W-L-T	Pts.	Opp.
Mississippi	5-0-1	.917	138	37	9-0-1	266	64
Florida	5-1-0	.833	93	57	8-2-0	144	74
Alabama	5-1-1	.786	81	47	8-1-1	180	53
Auburn	5-2-0	.714	68	52	8-2-0	155	80
Tennessee	3-2-2	.571	85	58	6-2-2	209	79
Georgia	4-3-0	.571	88	95	6-4-0	174	118
Ga. Tech	4-4-0	.500	102	78	5-5-0	118	97
LSU	2-3-1	.417	42	37	5-4-1	105	50
Kentucky	2-4-1	.357	79	81	5-4-1	206	81
Tulane	1-4-1	.250	57	84	3-6-1	132	139
Miss. State	0-5-1	.084	41	96	2-6-1	101	119
Vanderbilt	0-7-0	.000	7	159	3-7-0	74	193

1961

School	Conference			Overall			
	W-L-T	Pct.	Pts.	Opp.	W-L-T	Pts.	Opp.
Alabama	7-0-0	1.000	178	15	10-0-0	287	22
LSU	6-0-0	1.000	143	27	9-1-0	234	50
Mississippi	5-1-0	.833	176	33	9-1-0	326	40
Tennessee	4-3-0	.571	128	114	6-4-0	221	149
Ga. Tech	4-3-0	.571	90	43	7-3-0	162	50
Florida	3-3-0	.500	57	92	4-5-1	97	146
Auburn	3-4-0	.429	94	109	6-4-0	174	137
Kentucky	2-4-0	.333	81	101	5-5-0	138	123
Georgia	2-5-0	.286	60	128	3-7-0	84	177
Miss. State	1-5-0	.167	34	112	5-5-0	111	135
Tulane	1-5-0	.167	20	175	2-8-0	60	225
Vanderbilt	1-6-0	.143	51	163	2-8-0	95	220

1962

School	Conference			Overall			
	W-L-T	Pct.	Pts.	Opp.	W-L-T	Pts.	Opp.
Mississippi	6-0-0	1.000	117	19	9-0-0	230	40
Alabama	6-1-0	.857	187	27	9-1-0	272	39
LSU	5-1-0	.833	113	25	8-1-1	162	34
Ga. Tech	5-2-0	.714	141	51	7-2-1	201	83
Florida	4-2-0	.667	106	74	6-4-0	204	132
Auburn	4-3-0	.571	88	134	6-3-1	173	168
Georgia	2-3-1	.417	68	123	3-4-3	109	174
Kentucky	2-3-1	.417	32	54	3-5-2	85	101
Miss. State	2-5-0	.286	60	101	3-6-0	76	132
Tennessee	2-6-0	.250	108	120	4-6-0	179	134
Vanderbilt	1-6-0	.143	34	141	1-9-0	62	215
Tulane	0-7-0	.000	43	228	0-10-0	76	293

1963

School	Conference			Overall			
	W-L-T	Pct.	Pts.	Opp.	W-L-T	Pts.	Opp.
Mississippi	5-0-1	.917	146	27	7-0-2	207	33
Auburn	6-1-0	.857	119	74	9-1-0	189	103
Alabama	6-2-0	.750	177	63	8-2-0	215	88
Miss. State	4-1-2	.714	96	65	6-2-2	169	82
LSU	4-2-0	.667	78	57	7-3-0	135	98
Ga. Tech	4-3-0	.571	101	76	7-3-0	173	89
Florida	3-3-1	.500	61	71	6-3-1	130	120
Tennessee	3-5-0	.375	85	108	5-5-0	168	121
Georgia	2-4-0	.333	61	95	4-5-1	133	151
Vanderbilt	0-5-2	.143	23	113	1-7-2	73	146
Kentucky	0-5-1	.083	41	109	3-6-1	142	168
Tulane	0-6-1	.071	23	153	1-8-1	43	191

1964

School	Conference			Overall			
	W-L-T	Pct.	Pts.	Opp.	W-L-T	Pts.	Opp.
Alabama	8-0-0	1.000	188	60	10-0-0	233	67
Georgia	4-2-0	.667	52	59	6-3-1	123	98
Florida	4-2-0	.667	101	64	7-3-0	181	98
Kentucky	4-2-0	.667	95	97	5-5-0	150	194
LSU	4-2-1	.643	83	70	7-2-1	115	79
Auburn	3-3-0	.500	43	65	6-4-0	123	91
Mississippi	2-4-1	.357	113	104	5-4-1	210	113
Miss. State	2-5-0	.286	82	102	4-6-0	155	143
Vanderbilt	1-4-1	.250	37	67	3-6-1	79	122
Tennessee	1-5-1	.214	32	87	4-5-1	80	121
*Tulane	1-5-0	.167	31	82	3-7-0	79	147

1965

School	Conference			Overall			
	W-L-T	Pct.	Pts.	Opp.	W-L-T	Pts.	Opp.
Alabama	6-1-1	.813	161	65	8-1-1	217	79
Auburn	4-1-1	.750	113	115	5-4-1	165	162
Florida	4-2-0	.667	126	76	7-3-0	221	129
Tennessee	3-1-2	.667	73	40	7-1-2	193	92
Mississippi	5-3-0	.625	129	77	6-4-0	166	108
LSU	3-3-0	.500	144	109	7-3-0	251	157
Kentucky	3-3-0	.500	120	90	6-4-0	202	160
Georgia	3-3-0	.500	81	90	6-4-0	186	158
Vanderbilt	1-5-0	.167	40	125	2-7-1	85	180
Tulane	1-5-0	.167	37	192	2-8-0	71	268
Miss. State	1-5-0	.167	78	123	4-6-0	202	172

1966

School	Conference			Overall			
	W-L-T	Pct.	Pts.	Opp.	W-L-T	Pts.	Opp.
*Alabama	6-0-0	1.000	149	37	10-0-0	267	37
**Georgia	6-0-0	1.000	104	58	9-1-0	211	89
*Florida	5-1-0	.800	109	68	8-2-0	238	135
Mississippi	5-2-0	.714	116	33	8-2-0	170	46
Tennessee	4-2-0	.667	101	44	7-3-0	222	87
*LSU	3-3-0	.500	54	73	5-4-1	135	124
Kentucky	2-4-0	.333	65	119	3-6-1	107	196
Auburn	1-5-0	.167	60	127	4-6-0	104	162
Miss. State	0-6-0	.000	45	129	2-8-0	75	176
Vanderbilt	0-6-0	.000	16	131	1-9-0	72	237

1967

School	Conference			Overall			
	W-L-T	Pct.	Pts.	Opp.	W-L-T	Pts.	Opp.
Tennessee	6-0-0	1.000	146	68	9-1-0	259	115
Alabama	5-1-0	.833	96	61	8-1-1	188	111
Florida	4-2-0	.667	123	120	6-4-0	201	161
*Georgia	4-2-0	.667	114	53	7-3-0	250	105
Mississippi	4-2-1	.643	120	97	6-3-1	174	151
LSU	3-2-1	.583	155	50	6-3-1	248	114
Auburn	3-3-0	.500	126	79	6-4-0	237	123
Kentucky	1-6-0	.143	65	187	2-8-0	111	230
*Vanderbilt	0-6-0	.000	71	143	2-7-1	165	241
Miss. State	0-6-0	.000	10	168	1-9-0	49	259

1968

School	Conference			Overall			
	W-L-T	Pct.	Pts.	Opp.	W-L-T	Pts.	Opp.
Georgia	5-0-1	.917	173	47	8-0-2	282	98
Tennessee	4-1-1	.750	106	68	8-1-1	248	110
Alabama	4-2-0	.667	108	63	8-2-0	174	104
LSU	4-2-0	.667	64	62	7-3-0	190	144
Auburn	4-2-0	.667	123	75	6-4-0	223	149
*Florida	3-2-1	.583	74	117	6-3-1	151	179
Mississippi	3-2-1	.583	91	115	6-3-1	178	180
Vanderbilt	2-3-1	.417	40	87	5-4-1	163	147
*Miss. State	0-4-2	.167	60	114	0-8-2	146	260
Kentucky	0-7-0	.000	59	150	3-7-0	141	206

1969

School	Conference			Overall			
	W-L-T	Pct.	Pts.	Opp.	W-L-T	Pts.	Opp.
Tennessee	5-1-0	.833	174	127	9-1-0	315	165
LSU	4-1-0	.800	162	77	9-1-0	349	91
Auburn	5-2-0	.714	238	123	8-2-0	363	137
Florida	3-1-1	.700	144	112	8-1-1	329	187
Mississippi	4-2-0	.667	178	105	7-3-0	307	140
Georgia	2-3-1	.417	106	79	5-4-1	212	101
Vanderbilt	2-3-0	.400	11	137	4-6-0	242	264
Alabama	2-4-0	.333	121	175	6-4-0	281	221
Kentucky	1-6-0	.143	61	224	2-8-0	104	295
Miss. State	0-5-0	.000	95	231	3-7-0	193	385

1970

School	Conference			Overall			
	W-L-T	Pct.	Pts.	Opp.	W-L-T	Pts.	Opp.
LSU	5-0-0	1.000	144	49	9-2-0	277	96
Tennessee	4-1-0	.800	154	49	10-1-0	336	103
Auburn	5-2-0	.800	247	128	8-2-0	355	149
Mississippi	4-2-0	.667	156	157	7-3-0	285	220
Florida	3-3-0	.500	118	190	7-4-0	224	256
Georgia	3-3-0	.500	131	85	5-5-0	242	153
Alabama	3-4-0	.429	176	151	6-5-0	310	240
Miss. State	3-4-0	.429	72	189	6-5-0	171	264
Vanderbilt	1-5-0	.167	60	159	4-7-0	201	213
Kentucky	0-7-0	.000	72	173	2-9-0	131	233

RECORDS AND RESULTS



MISSISSIPPI STATE • MISSOURI • SOUTH CAROLINA • TENNESSEE • TEXAS A&M • VANDERBILT

School	1971 Conference					Overall		
	W-L-T	Pct.	Pts.	Opp.	W-L-T	Pts.	Opp.	
Alabama	7-0-0	1.000	238	45	11-0-0	362	84	
Auburn	5-1-0	.833	160	94	9-1-0	313	142	
Georgia	5-1-0	.833	200	56	10-1-0	353	112	
Mississippi	4-2-0	.667	147	127	9-2-0	322	204	
Tennessee	4-2-0	.667	94	76	9-2-0	256	108	
LSU	3-2-0	.600	122	61	8-3-0	320	138	
Vanderbilt	1-5-0	.167	70	146	4-6-1	136	208	
Florida	1-6-0	.143	79	232	4-7-0	174	298	
Kentucky	1-6-0	.143	84	186	3-8-0	144	284	
Miss. State	1-7-0	.125	80	251	2-9-0	120	311	

School	1972 Conference					Overall		
	W-L-T	Pct.	Pts.	Opp.	W-L-T	Pts.	Opp.	
Alabama	7-1-0	.875	258	97	10-1-0	393	133	
Auburn	6-1-0	.857	120	103	9-1-0	185	138	
LSU	4-1-1	.750	114	75	9-1-1	235	121	
Tennessee	4-2-0	.667	94	44	9-2-0	273	83	
Georgia	4-3-0	.571	82	96	7-4-0	174	163	
Florida	3-3-1	.500	121	76	5-5-1	218	144	
Mississippi	2-5-0	.286	124	104	5-5-0	192	142	
Kentucky	2-5-0	.286	45	141	3-8-0	131	232	
Miss. State	1-6-0	.143	81	202	4-7-0	197	254	
Vanderbilt	0-6-0	.000	60	161	3-8-0	129	243	

School	1973 Conference					Overall		
	W-L-T	Pct.	Pts.	Opp.	W-L-T	Pts.	Opp.	
Alabama	8-0-0	1.000	268	70	11-0-0	454	89	
LSU	5-1-0	.833	156	72	9-2-0	258	153	
Mississippi	4-3-0	.571	124	137	6-5-0	202	177	
Tennessee	3-3-0	.500	127	136	8-3-0	272	219	
Florida	3-4-0	.429	82	141	7-4-0	180	171	
Kentucky	3-4-0	.429	148	130	5-6-0	226	196	
Georgia	3-4-0	.429	128	114	6-4-1	207	150	
Auburn	2-5-0	.286	73	140	6-5-0	153	159	
Miss. State	2-5-0	.286	133	205	4-5-2	219	255	
Vanderbilt	1-5-0	.167	87	181	5-6-0	181	262	

School	1974 Conference					Overall		
	W-L-T	Pct.	Pts.	Opp.	W-L-T	Pts.	Opp.	
Alabama	6-0-0	1.000	168	50	11-0-0	318	83	
Auburn	4-2-0	.667	120	88	9-2-0	260	126	
Georgia	4-2-0	.667	155	122	6-5-0	317	264	
Kentucky	3-3-0	.500	139	128	6-5-0	248	194	
Florida	3-3-0	.500	128	123	8-3-0	251	184	
Miss. State	3-3-0	.500	109	121	8-3-0	301	200	
Vanderbilt	2-3-1	.417	122	144	7-3-1	307	193	
Tennessee	2-3-1	.417	90	144	6-3-2	204	178	
LSU	2-4-0	.333	77	91	5-5-1	202	168	
Mississippi	0-6-0	.000	65	192	3-8-0	135	241	

School	1975 Conference					Overall		
	W-L-T	Pct.	Pts.	Opp.	W-L-T	Pts.	Opp.	
Alabama	6-0-0	1.000	174	40	10-1-0	361	66	
Mississippi	5-1-0	.833	104	78	6-5-0	170	162	
Georgia	5-1-0	.833	147	70	9-2-0	289	166	
Florida	5-1-0	.833	182	47	9-2-0	302	104	
Tennessee	3-3-0	.500	89	110	7-5-0	253	193	
Vanderbilt	2-4-0	.333	47	156	7-4-0	119	200	
f-LSU	2-4-0	.333	62	128	5-6-0	159	202	
f-Auburn	2-4-0	.333	80	138	4-6-1	174	243	
Kentucky	0-6-0	.000	59	131	2-8-1	132	188	
f-Miss. State	0-6-0	.000	70	116	2-9-0	165	166	

f-includes forfeit imposed on Miss. St. by NCAA & SEC

School	1976 Conference					Overall		
	W-L-T	Pct.	Pts.	Opp.	W-L-T	Pts.	Opp.	
*Georgia	5-1-0	.833	183	55	10-1-0	324	118	
f-Kentucky	5-1-0	.833	84	61	8-3-0	188	151	
Alabama	5-2-0	.714	169	99	8-3-0	291	134	
Florida	4-2-0	.667	142	159	8-3-0	314	255	
f-Mississippi	4-3-0	.571	68	142	6-5-0	153	180	
f-LSU	3-3-0	.500	138	118	7-3-1	255	149	
f-Auburn	3-3-0	.500	93	146	4-7-0	194	267	
Tennessee	2-4-0	.333	104	101	6-5-0	237	162	
Vanderbilt	0-6-0	.000	47	167	2-9-0	131	282	
f-Miss. State	0-6-0	.000	138	118	0-11-0	269	178	

f-Includes forfeit imposed on Miss. St. by NCAA & SEC

School	1977 Conference					Overall		
	W-L-T	Pct.	Pts.	Opp.	W-L-T	Pts.	Opp.	
Alabama	7-0-0	1.000	209	76	10-1-0	345	133	
Kentucky	6-0-0	1.000	152	50	10-1-0	252	111	
f-Auburn	5-1-0	.833	131	130	6-5-0	204	243	
LSU	4-2-0	.667	135	131	8-3-0	375	196	
Florida	3-3-0	.500	108	135	6-4-1	251	235	
f-Mississippi	3-4-0	.429	145	143	6-5-0	208	196	
Georgia	2-4-0	.333	79	132	5-6-0	157	191	
Tennessee	1-5-0	.167	112	136	4-7-0	229	229	
Vanderbilt	0-6-0	.000	67	172	2-9-0	141	276	
f-Miss. State	0-6-0	.000	105	138	0-11-0	193	227	

f-Includes forfeit imposed on Miss. State by NCAA & SEC

School	1978 Conference					Overall		
	W-L-T	Pct.	Pts.	Opp.	W-L-T	Pts.	Opp.	
Alabama	6-0-0	1.000	204	97	10-1-0	331	161	
Georgia	5-0-1	.917	160	90	9-1-1	268	162	
Auburn	3-2-1	.583	129	104	6-4-1	238	191	
LSU	3-3-0	.500	126	100	8-3-0	264	173	
Tennessee	3-3-0	.500	159	139	5-5-1	251	209	
Florida	3-3-0	.500	38	104	4-7-0	249	223	
Kentucky	2-4-0	.333	123	104	4-6-1	193	189	
Mississippi	2-4-0	.333	107	154	5-6-0	181	240	
Miss. State	2-4-0	.333	71	137	6-5-0	232	205	
Vanderbilt	0-6-0	.000	72	260	2-9-0	164	418	

School	1979 Conference					Overall		
	W-L-T	Pct.	Pts.	Opp.	W-L-T	Pts.	Opp.	
Alabama	6-0-0	1.000	185	45	11-0-0	359	58	
Georgia	5-1-0	.833	142	94	6-5-0	206	189	
Auburn	4-2-0	.667	153	124	8-3-0	330	238	
LSU	4-2-0	.667	106	73	6-5-0	241	141	
Tennessee	3-3-0	.500	132	143	7-4-0	289	208	
Kentucky	3-3-0	.500	116	79	5-6-0	180	143	
Mississippi	3-3-0	.500	169	123	4-7-0	251	298	
Miss. State	2-4-0	.333	74	92	3-8-0	162	179	
Vanderbilt	0-6-0	.000	96	262	1-10-0	179	418	
Florida	0-6-0	.000	39	167	0-10-1	106	265	

School	1980 Conference					Overall		
	W-L-T	Pct.	Pts.	Opp.	W-L-T	Pts.	Opp.	
Georgia	6-0-0	1.000	169	78	11-0-0	316	127	
Miss. State	5-1-0	.833	143	104	9-2-0	284	216	
^Alabama	5-1-0	.833	178	31	9-2-0	322	96	
LSU	4-2-0	.667	138	133	7-4-0	213	193	
Florida	4-2-0	.667	102	93	7-4-0	221	166	
Tennessee	3-3-0	.500	162	90	5-6-0	256	189	
^Mississippi	2-4-0	.333	101	123	3-8-0	263	266	
Kentucky	1-5-0	.167	70	161	3-8-0	167	280	
Auburn	0-6-0	.000	87	173	5-6-0	235	238	
Vanderbilt	0-6-0	.000	51	215	2-9-0	140	352	

^ Alabama-Ole Miss game does not count in standings.

School	1981 Conference					Overall		
	W-L-T	Pct.	Pts.	Opp.	W-L-T	Pts.	Opp.	
*Georgia	6-0-0	1.000	205	62	10-1-0	352	98	
^*Alabama	6-0-0	1.000	150	70	9-1-1	284	137	
Miss. State	4-2-0	.667	122	76	7-4-0	278	137	
Florida	3-3-0	.500	145	93	7-4-0	278	140	
Tennessee	3-3-0	.500	105	164	7-4-0	216	244	
Auburn	2-4-0	.333	87	102	5-6-0	186	166	
Kentucky	2-4-0	.333	70	117	3-8-0	186	244	
^Ole Miss	1-4-1	.250	101	185	4-6-1	167	284	
LSU	1-4-1	.250	84	121	3-7-1	167	281	
Vanderbilt	1-5-0	.167	108	188	4-7-0	211	281	

^ Alabama-Ole Miss game does not count in standings.

School	1982 Conference					Overall		
	W-L-T	Pct.	Pts.	Opp.	W-L-T	Pts.	Opp.	
Georgia	6-0-0	1.000	179	73	11-0-0	315	133	
LSU	4-1-1	.750	171	92	8-2-1	365	170	
Auburn	4-2-0	.667	131	94	8-3-0	241	171	
Vanderbilt	4-2-0	.667	135	121	8-3-0	265	206	
Tennessee	3-2-1	.583	152	128	6-4-1	259	211	
Florida	3-3-0	.500	127	146	8-3-0	272	200	
Alabama	3-3-0	.500	146	125	7-4-0	317	201	
Miss. State	2-4-0	.333	122	145	5-6-0	352	244	
Ole Miss	0-6-0	.000	69	196	4-7-0	208	262	
Kentucky	0-6-0	.000	57	169	0-10-1	96	287	



RECORDS AND RESULTS

ALABAMA • ARKANSAS • AUBURN • FLORIDA • GEORGIA • KENTUCKY • LSU • OLE MISS

School	1983 Conference				Overall		
	W-L-T	Pct.	Pts.	Opp.	W-L-T	Pts.	Opp.
Auburn	6-0-0	1.000	178	96	10-1-0	302	179
Georgia	5-1-0	.833	140	74	9-1-1	264	149
Florida	4-2-0	.667	149	84	8-2-1	290	150
Tennessee	4-2-0	.667	129	114	8-3-0	252	142
Alabama	4-2-0	.667	205	132	7-4-0	338	222
f-Ole Miss	4-2-0	.667	96	147	7-4-0	176	255
Kentucky	2-4-0	.333	87	151	6-4-1	212	217
Miss. State	1-5-0	.167	118	168	3-8-0	196	279
LSU	0-6-0	.000	112	176	4-7-0	251	253
Vanderbilt	0-6-0	.000	93	165	2-9-0	183	274

f-includes forfeits imposed on Tulane by NCAA

School	1984 Conference				Overall		
	W-L-T	Pct.	Pts.	Opp.	W-L-T	Pts.	Opp.
^ Florida	5-0-1	.917	167	83	9-1-1	341	170
LSU	4-1-1	.750	153	117	8-2-1	305	198
Auburn	4-2-0	.667	109	97	8-4-0	338	239
Georgia	4-2-0	.667	153	116	7-4-0	246	213
Kentucky	3-3-0	.500	95	141	8-3-0	273	202
Tennessee	3-3-0	.500	150	146	7-3-1	300	248
Vanderbilt	2-4-0	.333	160	193	5-6-0	276	277
Alabama	2-4-0	.333	117	134	5-6-0	226	208
Ole Miss	1-5-0	.167	115	148	4-6-1	194	203
Miss. State	1-5-0	.167	85	130	4-7-0	198	230

^ Championship vacated

School	1985 Conference				Overall		
	W-L-T	Pct.	Pts.	Opp.	W-L-T	Pts.	Opp.
Tennessee	5-1-0	.833	170	65	8-1-2	290	133
LSU	4-1-1	.750	104	56	9-1-1	220	113
Alabama	4-1-1	.750	157	117	8-2-1	294	178
Georgia	3-2-1	.583	138	87	7-3-1	284	158
Auburn	3-3-0	.500	139	96	8-3-0	328	172
Ole Miss	2-4-0	.333	115	172	4-6-1	210	276
Vanderbilt	1-4-1	.250	78	191	3-7-1	166	308
Kentucky	1-5-0	.167	76	143	5-6-0	194	211
Miss. State	0-6-0	.000	120	196	5-6-0	257	288
#Florida	5-1-0	.833	105	79	9-1-1	286	162

#Not eligible for championship

School	1986 Conference				Overall		
	W-L-T	Pct.	Pts.	Opp.	W-L-T	Pts.	Opp.
LSU	5-1-0	.833	156	78	9-2-0	818	291
Auburn	4-2-0	.667	154	78	9-2-0	818	379
Alabama	4-2-0	.667	184	83	9-3-0	750	323
Georgia	4-2-0	.667	136	105	8-3-0	727	285
Ole Miss	4-2-0	.667	126	83	7-3-1	683	220
Tennessee	3-3-0	.500	144	156	6-5-0	556	272
Florida	2-4-0	.333	86	111	6-5-0	556	223
Miss. State	2-4-0	.333	55	177	6-5-0	556	195
Kentucky	2-4-0	.333	91	141	5-5-1	500	228
Vanderbilt	0-6-0	.000	89	208	1-10-0	.091	193

School	1987 Conference				Overall		
	W-L-T	Pct.	Pts.	Opp.	W-L-T	Pct.	Opp.
Auburn	5-0-1	.917	172	59	9-1-1	.864	298
LSU	5-1-0	.833	159	91	9-1-1	.864	335
Tennessee	4-1-1	.750	197	142	9-2-1	.792	395
Georgia	4-2-0	.667	157	115	8-3-0	.727	291
Alabama	4-2-0	.667	128	106	7-4-0	.636	244
Florida	3-3-0	.500	114	96	6-5-0	.545	283
Kentucky	1-5-0	.167	123	146	5-6-0	.455	258
Vanderbilt	1-5-0	.167	150	239	4-7-0	.364	286
Miss. State	1-5-0	.167	82	189	4-7-0	.364	169
Ole Miss	1-5-0	.167	108	207	3-8-0	.273	223

School	1988 Conference				Overall		
	W-L-T	Pct.	Pts.	Opp.	W-L-T	Pct.	Opp.
Auburn	6-1-0	.858	148	43	10-1-0	.909	331
LSU	6-1-0	.857	132	87	8-3-0	.727	239
Georgia	5-2-0	.714	193	125	8-3-0	.727	324
Alabama	4-3-0	.571	196	147	8-3-0	.727	288
Florida	4-3-0	.571	99	106	6-5-0	.545	254
Ole Miss	3-4-0	.429	150	160	5-6-0	.455	221
Tennessee	3-4-0	.429	114	171	5-6-0	.455	212
Kentucky	2-5-0	.286	122	141	5-6-0	.455	217
Vanderbilt	2-5-0	.286	128	178	3-8-0	.273	202
Miss. State	0-7-0	.000	98	222	1-10-0	.090	172

School	1989 Conference				Overall		
	W-L-T	Pct.	Pts.	Opp.	W-L-T	Pct.	Opp.
Alabama	6-1-0	.857	219	130	10-1-0	.909	332
Tennessee	6-1-0	.857	194	155	10-1-0	.909	315
Auburn	6-1-0	.857	122	69	9-2-0	.818	253
Florida	4-3-0	.571	145	103	7-4-0	.636	261
Ole Miss	4-3-0	.571	164	189	7-4-0	.636	267
Georgia	4-3-0	.571	139	109	6-5-0	.545	233
Kentucky	2-5-0	.286	118	174	6-5-0	.545	212
LSU	2-5-0	.286	174	180	4-7-0	.364	295
Miss. State	1-6-0	.143	89	153	5-6-0	.455	205
Vanderbilt	0-7-0	.000	85	187	1-10-0	.091	162

School	1990 Conference				Overall		
	W-L-T	Pct.	Pts.	Opp.	W-L-T	Pct.	Opp.
Tennessee	5-1-1	.786	230	106	8-2-2	.750	442
Ole Miss	5-2-0	.714	140	119	9-2-0	.818	257
Alabama	5-2-0	.714	159	78	7-4-0	.636	253
Auburn	4-2-1	.643	170	132	7-3-1	.682	256
Kentucky	3-4-0	.429	163	214	4-7-0	.364	228
LSU	2-5-0	.286	112	168	5-6-0	.455	183
Georgia	2-5-0	.286	122	187	4-7-0	.364	185
Miss. State	1-6-0	.143	102	173	5-6-0	.455	207
Vanderbilt	1-6-0	.143	140	266	1-10-0	.091	227
#Florida	6-1-0	.857	221	116	9-2-0	.818	387

Not eligible for championship

School	1991 Conference				Overall		
	W-L-T	Pct.	Pts.	Opp.	W-L-T	Pct.	Opp.
Florida	7-0	1.000	226	74	10-1	.909	361
Alabama	6-1	.857	128	101	10-1	.909	294
Tennessee	5-2	.714	190	136	9-2	.818	335
Georgia	4-3	.571	192	163	8-3	.727	312
Miss. State	4-3	.571	145	119	7-4	.636	276
LSU	3-4	.429	116	157	5-6	.455	248
Vanderbilt	3-4	.429	127	192	5-6	.455	205
Auburn	2-5	.286	128	170	5-6	.455	233
Ole Miss	1-6	.143	148	189	5-6	.455	242
Kentucky	0-7	.000	113	212	3-8	.273	190

School	1992 EASTERN DIVISION Conference				Overall		
	W-L-T	Pct.	Pts.	Opp.	W-L-T	Pct.	Opp.
Florida	6-2	.750	188	164	8-4	.667	288
Georgia	6-2	.750	231	117	9-2	.818	352
Tennessee	5-3	.625	205	149	8-3	.727	309
South Carolina	3-5	.375	104	194	5-6	.455	160
Kentucky	2-6	.250	136	224	4-7	.364	207
Vanderbilt	2-6	.250	149	193	4-7	.364	224

School	1992 WESTERN DIVISION Conference				Overall		
	W-L-T	Pct.	Pts.	Opp.	W-L-T	Pct.	Opp.
Alabama	8-0	1.000	237	78	12-0	1.000	332
Ole Miss	5-3	.625	165	147	8-3	.727	230
Miss. State	4-4	.500	131	144	7-4	.636	235
Arkansas	3-4-1	.438	144	153	3-7-1	.318	172
Auburn	2-5-1	.313	132	173	5-5-1	.500	228
LSU	1-7	.125	115	201	2-9	.182	175

SEC Championship Game: Alabama 28, Florida 21

School	1993 EASTERN DIVISION Conference				Overall		
	W-L-T	Pct.	Pts.	Opp.	W-L-T	Pct.	Opp.
Florida	7-1	.875	318	171	10-2	.833	472
Tennessee	7-1	.875	324	115	10-1	.909	471
Kentucky	4-4	.500	158	168	6-5	.545	207
Georgia	2-6	.250	179	218	5-6	.455	328
South Carolina	3-5	.375	114	192	5-6	.455	188
Vanderbilt	2-6	.250	52	264	5-6	.455	137

School	1993 WESTERN DIVISION Conference				Overall		
	W-L-T	Pct.	Pts.	Opp.	W-L-T	Pct.	Opp.
Arkansas	4-3-1	.438	131	185	6-4-1	.591	165
LSU	3-5	.375	128	257	5-6	.455	190
Ole Miss	4-4	.500	155	116	6-5	.545	242
Miss. State	3-4-1	.438	155	175	4-5-2	.452	241
Auburn	8-0	1.000	228	147	11-0	1.000	353
Alabama	0-8-0	.000	176	110	0-12	.000	316

Includes forfeits imposed on Alabama by NCAA

SEC Championship Game: Florida 28, Alabama 13

RECORDS AND RESULTS



MISSISSIPPI STATE • MISSOURI • SOUTH CAROLINA • TENNESSEE • TEXAS A&M • VANDERBILT

1994

EASTERN DIVISION					Conference				Overall			
School	W-L-T	Pct.	Pts.	Opp.	W-L-T	Pct.	Pts.	Opp.	W-L-T	Pct.	Pts.	Opp.
Florida	7-1	.875	341	136	10-1-1	.636	521	205				
Tennessee	5-3	.625	261	138	7-4	.875	318	185				
South Carolina	4-4	.500	170	186	6-5	.545	276	255				
Georgia	3-4-1	.438	211	249	6-4-1	.591	351	283				
Vanderbilt	2-6	.333	117	223	5-6	.455	203	277				
Kentucky	0-8	.000	86	311	1-10	.090	149	405				

WESTERN DIVISION					Conference				Overall			
School	W-L-T	Pct.	Pts.	Opp.	W-L-T	Pct.	Pts.	Opp.	W-L-T	Pct.	Pts.	Opp.
Alabama	8-0	1.000	176	120	11-1	.917	281	173				
Miss. State	5-3	.625	217	203	8-3	.727	349	234				
LSU	3-5	.375	188	208	4-7	.364	268	271				
Arkansas	2-6	.250	136	151	4-7	.364	215	208				
Ole Miss.	2-6	.250	133	185	4-7	.364	246	205				
Auburn	6-1-1	.813	239	166	9-1-1	.864	359	199				

SEC Championship Game: Florida 24, Alabama 23

1995

EASTERN DIVISION					Conference				Overall			
School	W-L-T	Pct.	Pts.	Opp.	W-L-T	Pct.	Pts.	Opp.	W-L-T	Pct.	Pts.	Opp.
Florida	8-0	1.000	396	136	12-0-1	.000	534	201				
Tennessee	7-1	.875	311	207	10-1	.727	411	214				
Georgia	3-5	.375	154	200	6-5	.545	233	247				
South Carolina	2-5-1	.313	239	314	4-6-1	.409	401	387				
Kentucky	2-6	.250	163	186	4-7	.364	223	269				
Vanderbilt	1-7	.125	90	218	2-9	.182	122	281				

WESTERN DIVISION					Conference				Overall			
School	W-L-T	Pct.	Pts.	Opp.	W-L-T	Pct.	Pts.	Opp.	W-L-T	Pct.	Pts.	Opp.
Arkansas	6-2	.750	209	213	8-4	.667	274	263				
Auburn	5-3	.625	276	203	8-3	.727	424	240				
LSU	4-3-1	.563	143	113	6-4-1	.591	279	160				
Miss. State	1-7	.125	171	284	3-8	.273	261	357				
Alabama	5-3	.625	171	138	8-3	.727	260	188				
Ole Miss.	3-5	.375	99	178	6-5	.545	209	208				

SEC Championship Game: Florida 34, Arkansas 3

1996

EASTERN DIVISION					Conference				Overall			
School	W-L-T	Pct.	Pts.	Opp.	W-L-T	Pct.	Pts.	Opp.	W-L-T	Pct.	Pts.	Opp.
Florida	8-0	1.000	376	112	11-1	.917	559	201				
Tennessee	7-1	.875	275	113	9-2	.818	389	157				
South Carolina	4-4	.500	171	170	6-5	.545	245	238				
Georgia	3-5	.375	189	224	5-6	.455	230	257				
Kentucky	3-5	.375	118	260	4-7	.364	138	322				
Vanderbilt	0-8	.000	65	198	2-9	.182	122	234				

WESTERN DIVISION					Conference				Overall			
School	W-L-T	Pct.	Pts.	Opp.	W-L-T	Pct.	Pts.	Opp.	W-L-T	Pct.	Pts.	Opp.
Alabama	6-2	.750	204	100	9-3	.750	299	181				
LSU	6-2	.750	192	145	9-2	.818	325	203				
Auburn	4-4	.500	247	224	7-4	.636	366	248				
Miss. State	3-5	.375	136	181	5-6	.455	249	229				
Arkansas	2-6	.250	88	202	4-7	.364	174	267				
#Ole Miss.	2-6	.250	96	228	5-6	.455	203	270				

SEC Championship Game: Florida 45, Alabama 30

1997

EASTERN DIVISION					Conference				Overall			
School	W-L-T	Pct.	Pts.	Opp.	W-L-T	Pct.	Pts.	Opp.	W-L-T	Pct.	Pts.	Opp.
Tennessee	7-1	.875	255	154	11-1	.917	411	244				
Georgia	6-2	.750	240	155	9-2	.818	347	189				
Florida	6-2	.750	274	158	9-2	.818	419	199				
South Carolina	3-5	.375	178	201	5-6	.455	258	279				
Kentucky	2-6	.250	212	317	5-6	.455	348	362				
Vanderbilt	0-8	.000	52	169	3-8	.273	138	204				

WESTERN DIVISION					Conference				Overall			
School	W-L-T	Pct.	Pts.	Opp.	W-L-T	Pct.	Pts.	Opp.	W-L-T	Pct.	Pts.	Opp.
Auburn	6-2	.750	172	159	9-3	.750	319	233				
LSU	6-2	.750	229	152	8-3	.727	346	179				
Ole Miss.	4-4	.500	145	147	7-4	.636	233	209				
Miss. State	4-4	.500	154	167	7-4	.636	226	215				
Arkansas	2-6	.250	127	224	4-7	.364	181	284				
Alabama	2-6	.250	157	192	4-7	.364	246	248				

SEC Championship Game: Tennessee 30, Auburn 29

1998

EASTERN DIVISION					Conference				Overall			
School	W-L-T	Pct.	Pts.	Opp.	W-L-T	Pct.	Pts.	Opp.	W-L-T	Pct.	Pts.	Opp.
Tennessee	8-0	1.000	271	106	12-0-1	.000	408	173				
Florida	7-1	.875	246	112	9-2	.833	349	155				
Georgia	6-2	.750	166	156	8-3	.727	257	189				
Kentucky	4-4	.500	266	281	6-5	.545	417	349				
Vanderbilt	1-7	.125	66	290	2-9	.182	142	369				
South Carolina	0-8	.000	129	258	1-10	.091	207	330				

WESTERN DIVISION

Conference				Overall				
W-L-T	Pct.	Pts.	Opp.	W-L-T	Pct.	Pts.	Opp.	
Miss. State	6-2	.750	235	140	8-4	.667	349	218
Arkansas	6-2	.750	254	139	9-2	.818	359	182
Alabama	4-4	.500	153	176	7-4	.636	244	252
Ole Miss.	3-5	.375	137	188	6-5	.545	245	256
LSU	2-6	.250	206	214	4-7	.364	337	279
Auburn	1-7	.125	124	193	3-8	.273	166	235

SEC Championship Game: Tennessee 24, Miss. State 14

1999

EASTERN DIVISION					Conference				Overall			
School	W-L-T	Pct.	Pts.	Opp.	W-L-T	Pct.	Pts.	Opp.	W-L-T	Pct.	Pts.	Opp.
Florida	7-1	.875	226	118	9-3	.750	369	235				
Tennessee	6-2	.750	251	116	9-2	.818	348	163				
Georgia	5-3	.625	198	204	7-4	.636	311	282				
Kentucky	4-4	.500	198	218	6-5	.545	315	323				
Vanderbilt	2-6	.250	129	211	5-6	.455	252	256				
South Carolina	0-8	.000	63	216	0-11	.000	87	278				

WESTERN DIVISION					Conference				Overall			
School	W-L-T	Pct.	Pts.	Opp.	W-L-T	Pct.	Pts.	Opp.	W-L-T	Pct.	Pts.	Opp.
Alabama	7-1	.875	210	170	10-2	.833	344	230				
Miss. State	6-2	.750	156	121	9-2	.818	238	149				
Ole Miss.	4-4	.500	235	176	7-4	.636	296	203				
Arkansas	4-4	.500	198	196	7-4	.636	326	208				
Auburn	2-6	.250	153	188	5-6	.455	233	236				
LSU	1-7	.125	135	218	3-8	.273	223	259				

SEC Championship Game: Alabama 34, Florida 7

2000

EASTERN DIVISION					Conference				Overall			
School	W-L-T	Pct.	Pts.	Opp.	W-L-T	Pct.	Pts.	Opp.	W-L-T	Pct.	Pts.	Opp.
Florida	7-1	.875	318	181	10-2	.833	448	236				
Georgia	5-3	.625	213	164	7-4	.636	294	198				
South Carolina	5-3	.625	173	152	7-4	.636	259	174				
Tennessee	5-3	.625	251	176	8-3	.727	359	212				
Vanderbilt	1-7	.125	120	223	3-8	.273	193	273				
Kentucky	0-8	.000	152	300	2-9	.182	254	383				

WESTERN DIVISION					Conference				Overall			
School	W-L-T	Pct.	Pts.	Opp.	W-L-T	Pct.	Pts.	Opp.	W-L-T	Pct.	Pts.	Opp.
Auburn	6-2	.750	178	144	9-3	.750	288	235				
LSU	5-3	.625	196	195	7-4	.636	292	221				
Ole Miss.	4-4	.500	187	210	7-4	.636	314	280				
Miss. State	4-4	.500	225	199	7-4	.636	347	265				
Arkansas	3-5	.375	136	221	6-5	.545	264	258				
Alabama	3-5	.375	166	150	3-8	.273						



RECORDS AND RESULTS

ALABAMA • ARKANSAS • AUBURN • FLORIDA • GEORGIA • KENTUCKY • LSU • OLE MISS

2003

SCHOOL	CONFERENCE				OVERALL			
	W-L-T	Pct.	Pts.	Opp.	W-L-T	Pct.	Pts.	Opp.
Georgia	6-2	.750	215	102	10-3	.769	337	176
Tennessee	6-2	.750	260	170	10-2	.833	351	212
Florida	6-2	.750	178	152	8-4	.667	373	234
South Carolina	2-6	.250	164	227	5-7	.417	268	314
Vanderbilt	1-7	.125	126	261	2-10	.167	235	358
Kentucky	1-7	.125	198	244	4-8	.333	328	321

SCHOOL	CONFERENCE				OVERALL			
	W-L-T	Pct.	Pts.	Opp.	W-L-T	Pct.	Pts.	Opp.
LSU	7-1	.875	228	90	12-1	.923	454	140
Ole Miss	7-1	.875	218	150	9-3	.750	411	257
Auburn	5-3	.625	190	148	7-5	.583	314	198
Arkansas	4-4	.500	247	223	8-4	.667	409	291
Miss. State	1-7	.125	93	329	2-10	.167	225	471
Alabama	2-6	.250	216	237	4-9	.308	331	333

SEC Championship Game: LSU 34, Georgia 13.

2004

SCHOOL	CONFERENCE				OVERALL			
	W-L-T	Pct.	Pts.	Opp.	W-L-T	Pct.	Pts.	Opp.
Tennessee	7-1	.875	215	199	9-3	.750	340	288
Georgia	6-2	.750	231	133	9-2	.818	311	177
Florida	4-4	.500	251	187	7-4	.636	372	226
South Carolina	4-4	.500	185	190	6-5	.545	243	229
Kentucky	1-7	.125	106	253	2-9	.182	173	341
Vanderbilt	1-7	.125	133	213	2-9	.182	212	286

SCHOOL	CONFERENCE				OVERALL			
	W-L-T	Pct.	Pts.	Opp.	W-L-T	Pct.	Pts.	Opp.
Auburn	8-0	1.000	247	96	12-0	1.000	401	134
LSU	6-2	.750	220	131	9-2	.818	319	175
Arkansas	3-5	.375	196	215	5-6	.455	328	270
Alabama	3-5	.375	152	149	6-5	.545	279	169
Ole Miss	3-5	.375	142	200	4-7	.364	215	278
Miss. State	2-6	.250	125	237	3-8	.273	173	280

SEC Championship Game: Auburn 38, Tennessee 28

2005

SCHOOL	CONFERENCE				OVERALL			
	W-L-T	Pct.	Pts.	Opp.	W-L-T	Pct.	Pts.	Opp.
Georgia	6-2	.750	209	134	10-2	.833	349	175
South Carolina	5-3	.625	175	193	7-4	.636	253	241
Florida	5-3	.625	205	178	8-3	.727	312	202
Vanderbilt	3-5	.375	223	271	5-6	.455	299	321
Tennessee	3-5	.375	147	138	5-6	.455	205	205
Kentucky	2-6	.250	160	277	3-8	.273	239	375

SCHOOL	CONFERENCE				OVERALL			
	W-L-T	Pct.	Pts.	Opp.	W-L-T	Pct.	Pts.	Opp.
LSU	7-1	.875	214	114	10-2	.833	343	182
Auburn	7-1	.875	262	122	9-2	.818	376	162
Alabama	6-2	.750	159	87	9-2	.818	250	118
Arkansas	2-6	.250	173	169	4-7	.364	283	271
Miss. State	1-7	.125	78	211	3-8	.273	153	259
Ole Miss	1-7	.125	97	208	3-8	.273	148	245

SEC Championship Game: Georgia 34, LSU 14

2006

SCHOOL	CONFERENCE				OVERALL			
	W-L-T	Pct.	Pts.	Opp.	W-L-T	Pct.	Pts.	Opp.
Florida	7-1	.875	178	126	13-1	.929	416	189
Tennessee	5-3	.625	212	172	9-4	.692	362	254
Kentucky	4-4	.500	163	207	8-5	.615	347	369
Georgia	4-4	.500	185	168	9-4	.692	327	229
South Carolina	3-5	.375	147	146	8-5	.615	346	243
Vanderbilt	1-7	.125	131	206	4-8	.333	264	284

SCHOOL	CONFERENCE				OVERALL			
	W-L-T	Pct.	Pts.	Opp.	W-L-T	Pct.	Pts.	Opp.
Arkansas	7-1	.875	221	134	10-4	.714	404	256
Auburn	6-2	.750	162	133	11-2	.846	322	181
LSU	6-2	.750	220	131	11-2	.846	438	164
Alabama	2-6	.250	133	175	6-7	.462	298	250
Ole Miss	2-6	.250	123	182	4-8	.333	188	275
Miss. State	1-7	.125	127	222	3-9	.250	221	309

SEC Championship Game: Florida 38, Arkansas 28

2007

SCHOOL	CONFERENCE				OVERALL			
	W-L-T	Pct.	Pts.	Opp.	W-L-T	Pct.	Pts.	Opp.
Tennessee	6-2	.750	243	246	10-4	.714	455	382
Georgia	6-2	.750	228	171	11-2	.846	424	262
Florida	5-3	.625	305	224	9-4	.692	552	331
South Carolina	3-5	.375	205	227	6-6	.500	313	282
Kentucky	3-5	.375	249	276	8-5	.615	475	385
Vanderbilt	2-6	.250	198	203	5-7	.417	260	271

SCHOOL	CONFERENCE				OVERALL			
	W-L-T	Pct.	Pts.	Opp.	W-L-T	Pct.	Pts.	Opp.
LSU	6-2	.750	298	215	12-2	.857	541	279
Auburn	5-3	.625	156	138	9-4	.692	315	220
Arkansas	4-4	.500	274	249	8-5	.615	485	345
Miss. State	4-4	.500	157	215	8-5	.615	279	301
Alabama	4-4	.500	212	190	7-6	.538	352	286
Ole Miss	0-8	.000	131	252	3-9	.250	241	342

SEC Championship Game: LSU 21, Tennessee 14

2008

SCHOOL	CONFERENCE				OVERALL			
	W-L-T	Pct.	Pts.	Opp.	W-L-T	Pct.	Pts.	Opp.
Florida	7-1	.875	359	214	13-1	.929	611	181
Georgia	6-2	.750	215	212	10-3	.769	409	319
Vanderbilt	4-4	.500	144	174	7-6	.538	249	255
South Carolina	4-4	.500	163	186	7-6	.538	270	274
Tennessee	3-5	.375	129	149	5-7	.417	208	201
Kentucky	2-6	.250	143	238	7-6	.538	294	279

SCHOOL	CONFERENCE				OVERALL			
	W-L-T	Pct.	Pts.	Opp.	W-L-T	Pct.	Pts.	Opp.
Alabama	8-0	1.000	255	115	12-2	.857	422	200
Ole Miss	5-3	.625	208	149	9-4	.692	417	247
LSU	3-5	.375	207	254	8-5	.615	402	314
Arkansas	2-6	.250	167	248	5-7	.417	263	374
Auburn	2-6	.250	93	149	5-7	.417	208	216
Miss. State	2-6	.250	97	204	4-8	.333	183	296

SEC Championship Game: Florida 31, Alabama 20

2009

SCHOOL	CONFERENCE				OVERALL			
	W-L-T	Pct.	Pts.	Opp.	W-L-T	Pct.	Pts.	Opp.
Florida	8-0	1.000	221	96	13-1	.929	502	174
Tennessee	4-4	.500	199	175	7-6	.538	381	289
Georgia	4-4	.500	234	252	8-5	.615	376	337
South Carolina	3-5	.375	144	195	7-6	.538	268	265
Kentucky	3-5	.375	180	222	7-6	.538	339	295
Vanderbilt	0-8	.000	71	191	2-10	.167	196	280

SCHOOL	CONFERENCE				OVERALL			
	W-L-T	Pct.	Pts.	Opp.	W-L-T	Pct.	Pts.	Opp.
Alabama	8-0	1.000	208	85	14-0	1.000	449	164
LSU	5-3	.625	178	150	9-4	.692	323	211
Ole Miss	4-4	.500	180	176	9-4	.692	384	230
Arkansas	3-5	.375	234	233	8-5	.615	468	326
Auburn	3-5	.375	200	219	8-5	.615	433	358
Mississippi State	3-5	.375	180	235	5-7	.417	307	321

SEC Championship Game: Alabama 32, Florida 13

2010

SCHOOL	CONFERENCE				Overall	OVERALL			
	W-L-T	Pct.	PF	PA		Pct.	PF	PA	
South Carolina	5-3	.625	222	179	9-5	.643	433	324	
Florida	4-4	.500	224	186	8-5	.615	388	277	
Georgia	3-5	.375	232	200	6-7	.462	417	287	
Tennessee	3-5	.375	179	205	6-7	.462	351	326	
Kentucky	2-6	.250	214	267	6-7	.462	406	369	
Vanderbilt	1-7	.125	96	271	2-10	.167	203	374	

SCHOOL	CONFERENCE				Overall	OVERALL			
	W-L-T	Pct.	PF	PA		Pct.	PF	PA	
Auburn	8-0	1.000	306	224	14-0	1.000	577	337	
Arkansas	6-2	.750	291	225	10-3	.769	474	304	
LSU	6-2	.750	212	165	11-2	.846	386	237	
Alabama	5-3	.625	218	143	10-3	.769	464	176	
Mississippi State	4-4	.500	151	173	9-4	.692	377	258	
Ole Miss	1-7	.125	194	301	4-8	.333	367	422	

SEC Championship Game: Auburn 56, South Carolina 17

2011

SCHOOL	CONFERENCE				Overall	OVERALL			
	W-L-T	Pct.	PF	PA		Pct.	PF	PA	
Georgia	7-1	.875	234	145	10-4	.714	448	288	
South Carolina	6-2	.750	206	135	11-2	.846	391	239	
Florida	3-5	.375	166	191	7-6	.538	331	264	
Vanderbilt	2-6	.250	169	187	6-7	.462	347	281	
Kentucky	2-6	.250	94	242	5-7	.417	190	296	
Tennessee	1-7	.125	92	222	5-7	.417	244	271	

SCHOOL	CONFERENCE				Overall	OVERALL			
	W-L-T	Pct.	PF	PA		Pct.	PF	PA	
LSU	8-0	1.000	280	67	13-1	.929	500	158	
Alabama	7-1	.875	271	67	12-1	.923	453	106	
Arkansas									

RECORDS AND RESULTS



MISSISSIPPI STATE • MISSOURI • SOUTH CAROLINA • TENNESSEE • TEXAS A&M • VANDERBILT

NATIONAL STATISTICAL CHAMPIONS

TEAM CHAMPIONS

SCORING DEFENSE	
1939	Tennessee (0.0 ppg)
1940	Tennessee (2.6 ppg)
1949	Kentucky (4.8 ppg)
1955	Ga. Tech (4.6 ppg)
1956	Ga. Tech (3.3 ppg)
1957	Auburn (2.8 ppg)
1959	Ole Miss (2.1 ppg)
1960	LSU (5.0 ppg)
1961	Alabama (2.2 ppg)
1962	LSU (3.4 ppg)
1963	Ole Miss (3.7 ppg)
1966	Alabama (3.7 ppg)
1968	Georgia (9.8 ppg)
1975	Alabama (6.0 ppg)
1979	Alabama (5.3 ppg)
1988	Auburn (7.2 ppg)
2003	LSU (11.0 ppg)
2004	Auburn (11.3 ppg)
2005	Alabama (10.7 ppg)
2011	Alabama (8.15 ppg)
2012	Alabama (10.93 ppg)

RUSHING DEFENSE	
1945	Alabama (33.9 ypg)
1957	Auburn (67.4 ypg)
1958	Auburn (79.6 ypg)
1963	Ole Miss (77.3 ypg)
1969	LSU (38.9 ypg)
1970	LSU (52.2 ypg)
1988	Auburn (63.2 ypg)

1992	Alabama (55.0 ypg)
1999	Miss. State (66.9 ypg)
2011	Alabama (72.15 ypg)
2012	Alabama (76.36 ypg)

TOTAL DEFENSE	
1938	Alabama (77.9 ypg)
1945	Alabama (109.9 ypg)
1948	Ga. Tech (151.3 ypg)
1949	Kentucky (153.8 ypg)
1952	Tennessee (166.7 ypg)
1954	Ole Miss (172.3 ypg)
1957	Auburn (133.0 ypg)
1958	Auburn (157.5 ypg)
1961	Alabama (132.6 ypg)
1962	Ole Miss (142.2 ypg)
1964	Auburn (164.7 ypg)
1988	Auburn (218.1 ypg)
1992	Alabama (194.2 ypg)
1993	Ole Miss (234.6 ypg)
1999	Miss. State (222.5 ypg)
2003	LSU (252.0 ypg)
2011	Alabama (183.62 ypg)
2012	Alabama (250.00 ypg)

PASSING DEFENSE	
1950	Tennessee (67.5 ypg)
1953	Alabama (45.6 ypg)
1954	Florida (42.0 ypg)
1957	Ga. Tech (33.4 ypg)
1959	Alabama (45.7 ypg)
1972	Vanderbilt (80.3 ypg)

1990	Alabama (82.47 ypg)
2004	Alabama (113.1 ypg)
2011	Alabama (111.46 ypg)

SCORING OFFENSE	
1946	Georgia (37.2 ppg)
1996	Florida (46.6 ppg)

TOTAL OFFENSE	
1942	Georgia (429.5 ypg)
1961	Ole Miss (418.7 ypg)

PASSING OFFENSE	
2001	Florida (405.2 ypg)
1994	Georgia (338.3 ypg)
1970	Auburn (288.5 ypg)

PUNT RETURNS	
1991	Alabama (16.8 ypa)
2006	Kentucky (20.4)
2009	LSU (18.85)

KICKOFF RETURNS	
2005	Arkansas (29.2 ypa)

PASS EFFICIENCY	
2001	Florida (170.1 rating)
2009	Florida (167.31 rating)
2010	Auburn (180.6 rating)
2012	Alabama (174.32 rating)

NET PUNTING	
1997	LSU (43.26 avg.)
2009	Georgia (41.95 avg.)

INDIVIDUAL CHAMPIONS

TOTAL OFFENSE	
Frank Sinkwich, Georgia, 1942 (2,187 yards)	
Travis Tidwell, Auburn, 1946 (1,715 yards)	
Pat Sullivan, Auburn, 1970 (285.6 ypg)	
Rex Grossman, Florida, 2001 (354.9 ypg)	
Johnny Manziel, Texas A&M, 2012 (393.54 ypg)	

RUSHING	
Frank Sinkwich, Georgia, 1941 (1,103 yards)	
John Dottley, Ole Miss, 1949 (1,312 yards)	

PASSING	
Johnny Cook, Georgia, 1943 (73-157; 1,005 yards)	
Travis Tidwell, Auburn, 1946 (79-158; 943 yards)	
Charley Conerly, Ole Miss, 1947 (133-233; 1,367 yards)	

PASSING EFFICIENCY	
Charlie Conerly, Ole Miss, 1947 (125.8)	
Babe Parilli, Kentucky, 1951 (130.8)	
Steve Sloan, Alabama, 1965 (153.8)	
Dewey Warren, Tennessee, 1966 (142.2)	
Danny Wuerffel, Florida, 1995 (178.4)	
Rex Grossman, Florida, 2001 (170.8)	
Tim Tebow, Florida, 2009 (164.17)	
A.J. McCarron, Alabama, 2012 (175.28)	

RECEPTIONS PER GAME	
Ken Kavanaugh, LSU, 1939 (30 for 467)	
Reid Moseley, Georgia, 1944 (32 for 506)	
Reid Moseley, Georgia, 1945 (31 for 662)	
Barney Poole, Ole Miss, 1947 (52 for 513)	
John Carson, Georgia, 1953 (45 for 663)	
Bob Goodridge, Vanderbilt, 1967 (79 for 1,114)	
Keith Edwards, Vanderbilt, 1983 (97 for 909)	

RECEIVING YARDS PER GAME	
Josh Reed, LSU, 2001 (94 for 1,740)	

SCORING	
Parker Hall, Ole Miss, 1938 (73 pts.; 11 TDs, 7 PATs)	
Steve Van Buren, LSU, 1943 (98 pts.; 14 TDs, 14 PATs)	

Jackie Parker, Miss. State, 1952 (120 pts.; 16 TDs, 24 PATs)
Garrison Hearst, Georgia, 1992 (126 pts.; 21 TDs)
Shaun Alexander, Alabama, 1999 (144 pts.; 24 TDs)

INTERCEPTIONS	
Bobby Wilson, Ole Miss, 1949 (10 for 70 yards)	
Hootie Ingram, Alabama, 1952 (10 for 63 yards)	
Jeff Hipp, Georgia, 1980 (8 for 104)*	
Terry Hoage, Georgia, 1982 (12 for 51)	
Chris White, Tennessee, 1985 (9 for 168)*	
Deon Grant, Tennessee, 1999 (9 for 167 yards)*	
Eric Berry, Tennessee, 2008 (7 for 265 yards)	

PUNTING	
Bobby Cifers, Tennessee, 1942 (42.9 average)	
Zeke Bratowski, Georgia, 1953 (42.6 average)	
Don Chandler, Florida, 1955 (44.3 average)	
Bobby Walden, Georgia, 1958 (45.3 average)	
Frank Lambert, Ole Miss, 1964 (44.1 average)	
Ron Widby, Tennessee, 1967 (43.8 average)	
Jim Miller, Ole Miss, 1977 (45.9 average)	
Ricky Anderson, Vanderbilt, 1984 (48.2 average)	
Bill Marinangel, Vanderbilt, 1996 (46.57 average)	
Chad Kessler, LSU, 1997 (50.3 average)	
Drew Butler, Georgia, 2009 (48.05 average)	
Tyler Campbell, Ole Miss, 2010 (46.4 average)	

PUNT RETURNS	
Junie Hovious, Ole Miss, 1940 (15.1 ypr)	
Harry Gilmer, Alabama, 1946 (11.8 ypr)	
Lee Nalley, Vanderbilt, 1948 (18.4 ypr)	
Lee Nalley, Vanderbilt, 1949 (14.2 ypr)	
Bill Stacy, Miss. State, 1956 (12.1 ypr)	
Scott Woerner, Georgia, 1980 (15.7 ypr)	
Glen Young, Miss. State, 1981 (16.2 ypr)	
Lionel James, Auburn, 1982 (15.8 ypr)	
Ricky Nattiel, Florida, 1984 (15.7 ypr)	
Skyler Green, LSU, 2003 (18.5 ypr)	

KICKOFF RETURNS	
Max McGee, Tulane, 1953 (21.8 ypr)	
Dan Bland, Miss. State, 1964 (27.9 ypr)	
Marcus Rhoden, Miss. State, 1966 (22.0 ypr)	
Dale Carter, Tennessee, 1990 (29.8 ypr)	
Eric Moulds, Miss. State, 1994 (32.8 ypr)	

FIELD GOALS	
Ed Dyas, Auburn, 1960 (13 of 18)	
Al Woodall, Auburn, 1962 (8 of 20)*	
Billy Lotheridge, Ga. Tech, 1963 (12 of 16)	
Doug Moreau, LSU, 1964 (13 of 20)	
Kim Braswell, Georgia, 1970 (13 of 17)	
Kevin Butler, Georgia, 1981 (19 of 26)*	
Philip Doyle, Alabama, 1989 (22 of 25, 2.00 FGPG)*	
Philip Doyle, Alabama, 1990 (24 of 29, 2.18 FGPG)	
Michael Proctor, Alabama, 1993 (22 of 29, 1.8 FGPG)	
Billy Bennett, Georgia, 2003 (31 of 38, 2.21 FGPG)	
Josh Jasper, LSU, 2010 (28 of 34, 2.15 FGPG)	

SCORING (KICKERS)	
Hugh Morrow, Alabama, 1945 (46 of 46 PATs)	
George Jernigan, Georgia, 1946 (47 of 47 PATs)	
Pepper Rodgers, Ga. Tech, 1952 (48 on 36 PATs, 4 FGs)	
Paige Cothran, Ole Miss, 1955 (38 on 20 PATs, 6 FGs)	
Bob Khayat, Ole Miss, 1958 (34 on 22 PATs, 4 FGs)	
Bob Khayat, Ole Miss, 1959 (40 on 25 PATs, 5 FGs)	
Ed Dyas, Auburn, 1960 (51 on 12 PATs, 13 FGs)	
David Ray, Alabama, 1964 (52 on 23 PATs, 12 FGs)	
ALL-PURPOSE RUNNING	
Parker Hall, Ole Miss, 1938 (129.1 ypg)	

SOLO TACKLES	
Patrick Willis, Ole Miss, 2005 (90 in 10 games)	

TACKLES FOR LOSS	
Jarvis Jones, Georgia, 2012 (2.04 per game)	

*-tied for National Championship



RECORDS AND RESULTS

ALABAMA • ARKANSAS • AUBURN • FLORIDA • GEORGIA • KENTUCKY • LSU • OLE MISS

ANNUAL TEAM STATISTICAL LEADERS

SCORING OFFENSE

Year	School	G	Pts	Avg
1933	LSU	10	176	17.6
	Tennessee	10	176	17.6
1934	Alabama	9	287	31.9
1935	Ole Miss	11	292	26.5
1936	LSU	10	281	28.1
1937	Alabama	9	225	25.0
1938	Tennessee	10	276	27.6
1939	Ole Miss	9	230	25.6
1940	Tennessee	10	319	31.9
1941	Georgia	10	279	27.9
1942	Georgia	11	367	33.4
1943	Ga. Tech	10	280	28.0
1944	Georgia	10	269	26.9
1945	Alabama	9	396	44.0
1946	Georgia	10	372	37.2
1947	Ole Miss	10	256	25.6
1948	Vanderbilt	11	328	29.8
1949	Kentucky	11	304	27.6
1950	Kentucky	11	380	34.5
1951	Tennessee	10	373	37.3
1952	Florida	10	290	29.0
1953	Auburn	10	257	25.7
1954	Ole Miss	10	283	28.3
1955	Ole Miss	10	251	25.1
1956	Tennessee	10	268	26.8
1957	Ole Miss	10	232	23.2
1958	LSU	10	275	27.5
1959	Ole Miss	10	329	32.9
1960	Ole Miss	10	266	26.6
1961	Ole Miss	10	326	32.6
1962	Alabama	10	272	27.2
1963	Ole Miss	9	207	23.0
1964	Alabama	10	233	23.3
1965	LSU	10	251	25.1
1966	Alabama	10	265	26.5
1967	Tennessee	10	259	25.9
1968	Georgia	10	282	28.2
1969	Auburn	10	363	36.3
1970	Auburn	10	355	35.5
1971	Alabama	11	362	32.9
1972	Alabama	11	393	35.7
1973	Alabama	11	454	41.3
1974	Alabama	11	318	28.9
1975	Alabama	11	361	32.8
1976	Georgia	11	324	29.5
1977	LSU	11	375	34.1
1978	Alabama	11	331	30.1
1979	Alabama	11	359	32.6
1980	Alabama	11	322	29.3
1981	Georgia	11	352	32.0
1982	LSU	11	365	33.2
1983	Alabama	11	338	30.7
1984	Florida	11	341	31.0
1985	Auburn	11	328	29.8
1986	Auburn	11	379	34.5
1987	Tennessee	12	395	32.9
1988	Auburn	11	331	30.1
1989	Alabama	11	332	30.2
1990	Tennessee	12	440	36.7
1991	Florida	11	361	32.8
1992	Georgia	11	352	32.0
1993	Tennessee	11	471	42.8
1994	Florida	12	521	43.4
1995	Florida	12	534	44.5
1996	Florida	12	559	46.6
1997	Florida	11	409	37.2
1998	Kentucky	11	417	37.9
1999	Tennessee	11	348	31.6
2000	Florida	12	448	37.3
2001	Florida	11	482	43.8
2002	Georgia	14	450	32.1
2003	Ole Miss	13	442	34.0
2004	Auburn	13	417	32.1
2005	Auburn	12	386	32.2
2006	LSU	13	438	33.7
2007	Florida	13	552	42.5
2008	Florida	14	611	43.6
2009	Arkansas	13	468	36.0
2010	Auburn	14	577	41.2
2011	Arkansas	13	478	36.8
2012	Texas A&M	13	578	44.5

SCORING DEFENSE

Year	School	G	Pts	Avg
1933	Alabama	9	17	1.9
1934	Alabama	9	32	3.6
1935	LSU	10	38	3.8
1936	Miss. State	10	25	2.5
1937	Alabama	9	20	2.2
1938	Tennessee	10	16	1.6
1939	Tennessee	10	0	0.0
1940	Tennessee	10	26	2.6
1941	Miss. State	10	55	5.5
1942	Tennessee	10	54	5.4
1943	Ga. Tech	10	124	12.4
1944	Tennessee	9	48	5.3
1945	Alabama	9	66	7.3
1946	Vanderbilt	9	43	4.8
1947	Ga. Tech	10	35	3.5
1948	Tulane	10	60	6.0
1949	Kentucky	11	53	4.8
1950	Tennessee	11	57	5.2
1951	Ga. Tech	11	76	6.9
1952	Ga. Tech	11	52	4.7
1953	Ga. Tech	11	92	8.4
1954	Ole Miss	10	47	4.7
1955	Ga. Tech	10	46	4.6
1956	Ga. Tech	10	33	3.3
1957	Auburn	10	28	2.8
1958	LSU	10	53	5.3
1959	Ole Miss	10	21	2.1
1960	LSU	10	50	5.0
1961	Alabama	10	22	2.2
1962	LSU	10	34	3.4
1963	Ole Miss	9	33	3.7
1964	Alabama	10	67	6.7
1965	Alabama	10	79	7.9
1966	Alabama	10	37	3.7
1967	Georgia	10	105	10.5
1968	Georgia	10	98	9.8
1969	LSU	10	91	9.1
1970	LSU	11	96	8.7
1971	Alabama	11	84	7.6
1972	Tennessee	11	83	7.5
1973	Alabama	11	89	8.1
1974	Alabama	11	83	7.5
1975	Alabama	11	66	6.0
1976	Georgia	11	118	10.7
1977	Kentucky	11	111	10.1
1978	Alabama	11	161	14.6
1979	Alabama	11	58	5.3
1980	Alabama	11	96	8.7
1981	Georgia	11	98	8.9
1982	Georgia	11	133	12.1
1983	Tennessee	11	142	12.9
1984	Florida	11	170	15.5
1985	LSU	11	113	10.3
1986	Auburn	11	115	10.5
1987	Auburn	11	116	10.6
1988	Auburn	11	79	7.2
1989	Auburn	11	117	10.6
1990	Alabama	11	127	11.6
1991	Alabama	11	118	10.7
1992	Alabama	12	109	9.1
1993	Ole Miss	11	142	12.9
1994	Alabama	12	173	14.4
1995	LSU	11	160	14.6
1996	Tennessee	11	157	14.3
1997	LSU	11	179	16.3
1998	Florida	11	155	14.1
1999	Mississippi State	11	149	13.5
2000	South Carolina	11	174	15.8
2001	Florida	11	155	14.1
2002	Georgia	14	212	15.1
2003	LSU	14	154	11.0
2004	Auburn	13	147	11.3
2005	Alabama	12	128	10.7
2006	LSU	13	164	12.6
2007	Auburn	13	220	16.9
2008	Florida	14	181	12.9
2009	Alabama	14	164	11.7
2010	Alabama	13	176	13.5
2011	Alabama	13	106	8.2
2012	Alabama	14	153	10.9

RUSHING OFFENSE

Year	School	G	Atts	Yds	Avg
1948	Tulane	10		2393	239.3
1949	Ole Miss	10	531	2529	252.9
1950	Alabama	11	586	3007	273.4
1951	Tennessee	10	553	3068	306.8
1952	Alabama	11	608	2737	250.6
1953	Auburn	10	467	2255	225.5
1954	Auburn	10	507	2496	249.6
1955	Auburn	10	464	2413	241.3
1956	Auburn	10	515	2760	276.0
1957	Ole Miss	10	582	3063	306.3
1958	Ole Miss	10	503	2096	209.6
1959	Ole Miss	10	528	2394	239.4
1960	Ole Miss	10	475	2283	228.3
1961	Ole Miss	10	472	2362	236.2
1962	Ole Miss	9	467	2153	239.2
1963	LSU	10		2087	208.7
1964	Alabama	10	445	1799	179.9
1965	LSU	10	497	2077	207.7
1966	Georgia	10	515	1953	195.3
1967	LSU	10	554	2361	236.1
1968	Georgia	10	609	1988	198.8
1969	Auburn	10	471	2241	224.1
1970	Tennessee	11	563	2365	215.0
1971	Alabama	11	705	3565	324.1
1972	Alabama	11	704	3332	302.9
1973	Alabama	11	664	4027	366.1
1974	Alabama	11	686	3288	298.9
1975	Florida	11	657	3326	302.4
1976	Georgia	11	693	3075	279.5
1977	LSU	11	674	3352	304.7
1978	Alabama	11	638	3158	287.1
1979	Alabama	11	763	3792	344.7
1980	Alabama	11	632	3381	307.4
1981	Georgia	11	656	3102	282.0
1982	Georgia	11	647	3023	274.8
1983	Auburn	11	600	3231	293.7
1984	Auburn	12	673	3086	257.2
1985	Auburn	11	620	3438	312.5
1986	Alabama	12	585	3167	263.9
1987	Georgia	11	596	3016	274.2
1988	Georgia	11	547	2778	252.5
1989	Tennessee	11	582	2701	245.6
1990	Vanderbilt	11	538	2498	227.1
1991	Alabama	11	557	2772	252.0
1992	Georgia	11	458	2584	234.9
1993	Tennessee	11	442	2621	238.3
1994	Tennessee	11	537	2543	231.2
1995	Auburn	11	413	2158	196.2
1996	LSU	11	488	2322	211.1
1997	LSU	11	521	2823	256.6
1998	Tennessee	12	517	2536	211.3
1999	Tennessee	11	459	2104	191.3
2000	Miss. State	11	461	2132	193.8
2001	Alabama	11	472	2490	226.4
2002	Arkansas	14	643	3065	218.9
2003	Arkansas	13	626	3145	241.9
2004	LSU	12	506	2326	193.8
2005	Arkansas	11	481	2386	216.9
2006	Arkansas	14	539	3199	228.5
2007	Arkansas	13	625	3725	286.5
2008	Florida	14	545	3236	231.1
2009	Miss. State	12	555	2731	227.6
2010	Auburn	14	652	3987	284.8
2011	Alabama	13	508	2788	214.5
2012	Texas A&M	13	533	3147	242.1

PASSING OFFENSE

Year	School	G	Att	Cmp	Yds	Avg
1948	Ga. Tech	10	206	112	1746	174.6
1949	Ole Miss	10	149	67	1335	133.5
1950	Kentucky	11	230	125	1714	155.8
1951	Georgia	10	265	121	1618	161.8
1952	Georgia	11	266	134	1878	170.7
1953	Georgia	11	247	118	1575	143.2
1954	Ole Miss	10	175	81	1554	155.4
1955	Georgia	10	145	66	1156	115.6
1956	Ole Miss	10	173	79	1215	121.5
1957	Vanderbilt	10	134	58	776	77.6
1958	Auburn	10	179	86	1211	121.1
1959	Ole Miss	10	170	81	1295	129.5

RECORDS AND RESULTS



MISSISSIPPI STATE • MISSOURI • SOUTH CAROLINA • TENNESSEE • TEXAS A&M • VANDERBILT

1960	Kentucky	10		1633	163.3
1961	Ole Miss	10	202	109 1827	182.7
1962	Auburn	10	258	122 1512	151.2
1963	Ole Miss	9	191	103 1506	167.3
1964	Kentucky	10	230	114 1609	160.9
1965	Florida	10	309	158 2033	203.3
1966	Florida	10	328	199 2242	224.2
1967	Florida	10	284	149 1954	195.4
1968	Miss. State	10	342	186 2047	204.7
1969	Florida	10	413	233 3016	301.6
1970	Auburn	10	311	181 2885	288.5
1971	Auburn	10	316	180 2277	227.7
1972	LSU	11	247	125 1701	154.6
1973	Miss. State	11	238	119 1630	148.2
1974	Vanderbilt	11	212	119 1676	152.4
1975	Tennessee	12	211	102 1686	140.5
1976	Florida	11	191	106 1783	162.1
1977	Vanderbilt	11	283	137 1683	153.0
1978	Miss. State	11	311	177 2637	239.7
1979	LSU	11	295	137 2061	187.4
1980	Ole Miss	11	295	164 2045	185.9
1981	Vanderbilt	11	476	269 3036	276.0
1982	Vanderbilt	11	454	252 2837	257.9
1983	Vanderbilt	11	519	296 3299	293.7
1984	Vanderbilt	11	437	246 2920	265.5
1985	Florida	11	304	189 2924	265.8
1986	LSU	11	335	207 2623	235.8
1987	LSU	11	311	187 2554	232.2
1988	Vanderbilt	11	370	202 2652	241.1
1989	LSU	11	327	188 2839	258.1
1990	Florida	11	415	246 3197	290.6
1991	Florida	11	390	235 3393	308.5
1992	Florida	12	503	290 3440	286.7
1993	Florida	12	488	284 4072	339.3
1994	Georgia	11	462	276 3721	338.3
1995	Florida	12	457	287 4330	360.8
1996	Florida	12	412	234 4007	333.9
1997	Kentucky	11	562	374 4019	365.4
1998	Kentucky	11	574	414 4534	412.2
1999	Kentucky	11	468	304 3289	299.0
2000	Kentucky	11	564	322 3689	335.4
2001	Florida	11	464	299 4457	405.2
2002	Florida	13	517	295 3519	270.7
2003	Ole Miss	13	449	282 3718	286.0
2004	Florida	12	407	243 3253	271.1
2005	Vanderbilt	11	467	274 3086	280.5
2006	Kentucky	13	436	273 3597	276.7
2007	Kentucky	13	528	331 3743	287.9
2008	Georgia	13	400	246 3610	277.7
2009	Arkansas	13	439	237 3842	295.5
2010	Arkansas	13	465	301 4338	337.7
2011	Arkansas	13	471	299 3909	300.7
2012	Texas A&M	13	492	329 4114	316.5

1978	Alabama	11	796	4433	403.0
1979	Alabama	11	875	4715	428.6
1980	Ole Miss	11	829	4286	389.6
1981	Georgia	11	865	4912	446.5
1982	Miss. State	11	771	4642	422.0
1983	Alabama	11	823	4665	424.1
1984	Auburn	12	911	4923	410.2
1985	Auburn	11	808	4594	417.6
1986	Auburn	11	766	4590	417.3
1987	LSU	11	747	4845	440.5
1988	Auburn	11	804	4774	434.0
1989	Alabama	11	888	4778	434.4
1990	Florida	11	855	4978	452.6
1991	Tennessee	11	878	5145	467.7
1992	Georgia	11	732	4954	450.4
1993	Tennessee	11	762	5286	480.6
1994	Georgia	11	753	5135	466.8
1995	Florida	12	867	6413	534.4
1996	Florida	12	854	6047	503.9
1997	Tennessee	12	890	5794	482.8
1998	Kentucky	11	911	5876	534.2
1999	Georgia	11	831	4576	416.0
2000	Kentucky	11	869	4900	445.5
2001	Florida	11	788	5803	527.5
2002	Florida	13	982	5290	406.9
2003	Ole Miss	13	940	5631	433.2
2004	Florida	12	822	5123	426.9
2005	Auburn	12	820	4918	409.8
2006	LSU	13	818	5427	417.5
2007	Florida	13	848	5943	457.2
2008	Florida	14	874	6231	445.1
2009	Florida	14	919	6410	457.9
2010	Auburn	14	948	6989	499.2
2011	Arkansas	13	883	5695	438.1
2012	Texas A&M	13	1025	7261	558.5

1996	Alabama	12	381	1110	92.5
1997	Florida	11	362	778	70.7
1998	Florida	11	393	998	90.7
1999	Miss. State	11	403	736	66.9
2000	Tennessee	11	338	817	74.3
2001	Tennessee	11	384	1024	85.3
2002	Alabama	13	390	1042	80.2
2003	LSU	14	400	938	67.0
2004	LSU	12	410	1197	99.8
2005	Tennessee	11	356	907	82.5
2006	Florida	14	370	1915	72.5
2007	Florida	13	442	1343	103.3
2008	Alabama	14	391	1038	74.1
2009	Alabama	14	395	1094	78.1
2010	Auburn	14	448	1527	109.1
2011	Alabama	13	386	938	72.2
2012	Alabama	14	440	1069	76.4

PASSING DEFENSE

Year	School	G	Att	Cmp	Yds	Avg
1948	Tennessee	10	193	77	748	74.8
1949	Tennessee	10	161	64	752	75.2
1950	Tennessee	11	154	65	652	59.2
1951	Vanderbilt	11	125	53	861	78.2
1952	Tennessee	10	116	44	531	53.1
1953	Tennessee	11	148	59	594	54.0
1954	Alabama	11	122	43	504	45.8
1955	Florida	10	92	37	420	42.0
1956	Ole Miss	10	118	48	506	50.6
1957	Ga. Tech	10	73	31	334	33.4
1958	Alabama	10			600	60.0
1959	Alabama	10			636	63.6
1960	Tennessee	10			538	53.8
1961	Ole Miss	10	149	58	649	64.9
1962	Ole Miss	9	146	60	670	74.4
1963	Ole Miss	9	123	47	522	58.0
1964	Florida	10	150	57	640	64.0
1965	Vanderbilt	10	152	78	849	84.9
1966	Alabama	10	208	86	944	94.4
1967	Georgia	10	214	77	947	94.7
1968	Vanderbilt	10	259	117	1293	129.3
1969	Georgia	10	298	117	1357	135.7
1970	Vanderbilt	11	207	108	1376	125.1
1971	Vanderbilt	11	196	89	1035	94.1
1972	Vanderbilt	11	164	61	883	80.3
1973	Florida	11	165	72	938	85.3
1974	Alabama	11	201	82	822	74.7
1975	Auburn	11	150	73	980	89.1
1976	Vanderbilt	11	155	72	892	81.1
1977	Tennessee	11	179	78	1067	97.0
1978	Vanderbilt	11	177	84	1284	116.7
1979	Alabama	11	218	78	860	78.2
1980	Alabama	11	210	93	1093	99.4
1981	Kentucky	11	236	123	1405	127.7
1982	Miss. State	11	236	132	1578	143.5
1983	Florida	11	296	156	1663	151.2
1984	Alabama	11	273	138	1573	143.0
1985	Tennessee	11	299	156	1650	150.0
1986	Tennessee	11	203	99	1248	113.5
1987	Florida	11	269	128	1512	137.5
1988	Florida	11	254	121	1360	123.6
1989	Miss. State	11	288	148	1599	145.4
1990	LSU	11	244	122	1395	126.8
1991	Tennessee	11	244	119	1627	147.9
1992	Alabama	12	330	164	1670	139.2
1993	Alabama	12	310	144	1539	128.3
1994	Ole Miss	11	300	134	1707	155.2
1995	LSU	11	343	158	1907	173.4
1996	Tennessee	11	285	134	1434	130.4
1997	Vanderbilt	11	289	155	1857	168.8
1998	Miss. State	12	309	157	1986	165.5
1999	Miss. State	11	331	172	1712	155.6
2000	Arkansas	11	302	143	1683	153.0
2001	Ole Miss	11	275	136	1774	161.3
2002	LSU	13	361	163	1985	152.7
2003	Georgia	14	412	224	2443	174.5
2004	Alabama	12	242	105	1357	113.1
2005	Alabama	12	352	175	1929	160.8
2006	LSU	13	364	172	1894	145.7
2007	S. Carolina	12	358	199	2025	168.8
2008	S. Carolina	13	328	189	2070	159.2
2009	Florida	14	396	208	2139	152.8
2010	LSU	13	344	196	2208	169.8
2011	Alabama	13	334	164	1449	111.5
2012	Alabama	14	397	217	2431	173.6

RUSHING DEFENSE

Year	School	G	Atts	Yds	Avg
1948	Ga. Tech	10		749	74.9
1949	Kentucky	11	455	788	71.6
1950	Tulane	9	373	824	91.5
1951	Ga. Tech	11	477	1164	105.8
1952	Ga. Tech	11	473	1175	106.8
1953	LSU	11	481	1567	142.4
1954	Ole Miss	10	374	901	90.1
1955	Auburn	10	405	1078	107.8
1956	Ga. Tech	10	405	1284	128.4
1957	Auburn	10	390	674	67.4
1958	Auburn	10	370	796	79.6
1959	LSU	10		908	90.8
1960	Ole Miss	10	386	881	88.1
1961	Alabama	10		550	55.0
1962	Alabama	10		588	58.8
1963	Ole Miss	9	316	699	77.7
1964	Auburn	10	354	819	81.9
1965	Florida	10	408	884	88.4
1966	Ole Miss	10	408	741	74.1
1967	Alabama	10	411	940	94.0
1968	Alabama	10	401	849	84.9
1969	LSU	10	353	384	38.4
1970	LSU	11	356	574	52.2
1971	Georgia	11	424	1076	97.8
1972	Alabama	11	459	1263	114.8
1973	Alabama	11	487	1536	139.6
1974	Alabama	11	478	1599	145.4
1975	Alabama	11	460	1037	94.3
1976	LSU	11	504	1568	142.5
1977	Kentucky	11	493	1322	120.2
1978	Alabama	11	485	1540	140.0
1979	Alabama	11	393	1121	101.9
1980	Alabama	11	520	1394	126.7
1981	Georgia	11	391	797	72.5
1982	LSU	11	406	1004	91.3
1983	Tennessee	11	433	1231	111.9
1984	Florida	11			



RECORDS AND RESULTS

ALABAMA • ARKANSAS • AUBURN • FLORIDA • GEORGIA • KENTUCKY • LSU • OLE MISS

ANNUAL TEAM STATISTICAL LEADERS

TOTAL DEFENSE

Year	School	G	Atts	Yds	Avg
1948	Ga. Tech	10		1513	151.3
1949	Kentucky	11		1692	153.8
1951	Ga. Tech	11	708	2190	199.0
1950	Kentucky	11	674	1895	172.2
1952	Tennessee	10	578	1667	167.7
1953	Ga. Tech	11	655	2384	216.7
1954	Ole Miss	10	536	1723	172.3
1955	Auburn	10	531	1832	183.2
1956	Ole Miss	10	572	1955	195.5
1957	Auburn	10	529	1330	133.0
1958	Auburn	10	521	1575	157.5
1959	LSU	10	559	1432	143.2
1960	Alabama	10	535	1576	157.6
1961	Alabama	10		1321	132.1
1962	Ole Miss	9	446	1280	142.2
1963	Ole Miss	9	439	1221	135.7
1964	Auburn	10	495	1647	164.7
1965	Florida	10	617	2017	201.7
1966	Alabama	10	544	1741	174.1
1967	Georgia	10	647	2126	212.6
1968	Georgia	10	650	2351	235.1
1969	LSU	10	714	2280	228.0
1970	LSU	11	746	2689	244.5
1971	Alabama	11	663	2417	219.7
1972	Alabama	11	674	2334	212.2
1973	Florida	11	743	2656	241.5
1974	Alabama	11	679	2421	202.1
1975	Alabama	11	677	2046	186.0
1976	LSU	11	702	2564	233.1
1977	Kentucky	11	728	2590	235.5
1978	LSU	11	749	3122	283.8
1979	Alabama	11	611	1981	180.1
1980	Alabama	11	730	2487	226.1
1981	Florida	11	784	2826	256.9
1982	LSU	11	704	2707	246.1
1983	Tennessee	11	756	3069	279.0
1984	Florida	11	738	3325	302.3
1985	Florida	11	726	3111	282.8
1986	Ole Miss	11	777	3145	285.9
1987	Florida	11	744	2956	268.7
1988	Auburn	11	667	2399	218.1
1989	Florida	11	698	2661	241.9
1990	Alabama	11	711	2523	229.4
1991	Tennessee	11	676	3154	286.7
1992	Alabama	12	725	2330	194.7
1993	Ole Miss	11	724	2580	234.6
1994	LSU	11	711	3211	291.9
1995	Alabama	11	727	3125	284.1
1996	Tennessee	11	708	2602	236.6
1997	Vanderbilt	11	702	3026	275.1

1998	Florida	11	773	3153	286.6
1999	Miss. State	11	734	2448	222.5
2000	Arkansas	11	714	3213	292.1
2001	Florida	11	712	3192	290.2
2002	Alabama	13	764	3345	257.3
2003	LSU	14	877	3528	252.0
2004	Alabama	12	726	2946	245.5
2005	Alabama	12	713	3061	255.1
2006	LSU	13	764	3156	242.8
2007	LSU	14	915	4043	288.8
2008	Tennessee	12	776	3162	263.5
	Alabama	14	858	3689	263.5
2009	Alabama	14	844	3418	244.1
2010	Alabama	13	802	3723	286.4
2011	Alabama	13	720	2387	183.6
2012	Alabama	14	837	3507	250.0

1992	Arkansas	11	29	739	25.5
1993	Tennessee	11	28	661	23.6
1994	Kentucky	11	54	1263	23.4
1995	Tennessee	11	30	752	25.1
1996	Alabama	12	22	532	24.2
1997	Miss. State	11	36	824	22.9
1998	Alabama	11	35	830	23.7
1999	Tennessee	11	28	662	23.6
2000	Tennessee	11	32	751	23.5
2001	Ole Miss	11	33	805	24.4
2002	LSU	13	38	914	24.1
2003	Ole Miss	13	36	853	23.7
2004	Alabama	12	29	708	24.4
2005	Arkansas	11	33	965	29.2
2006	Auburn	13	36	934	25.9
2007	Tennessee	14	60	1462	24.4
2008	Kentucky	13	44	1161	26.4
2009	Florida	14	40	1055	26.4
2010	Florida	13	53	1392	26.3
2011	Auburn	13	55	1356	24.7
2012	Missouri	12	35	564	24.7

NET PUNTING

Year	School	G	No	Avg.	Net Avg
1988	Alabama	11	59	41.9	39.8
1989	Ole Miss	11	62	39.2	38.2
1990	Ole Miss	11	54	38.6	37.9
1991	Florida	11	47	42.4	37.5
1992	Auburn	11	67	42.4	39.2
1993	Auburn	11	51	46.9	38.7
1994	Auburn	11	54	44.5	38.5
1995	Vanderbilt	11	74	41.0	39.1
1996	Vanderbilt	11	79	45.9	42.7
1997	LSU	11	54	46.0	43.3
1998	Alabama	11	66	44.0	40.8
1999	Kentucky	11	49	41.0	39.9
2000	Georgia	11	58	42.2	39.5
2001	Georgia	11	44	43.9	40.7
2002	Kentucky	12	71	44.3	40.1
2003	Ole Miss	13	60	42.9	39.0
2004	Tennessee	13	59	40.5	39.0
2005	LSU	13	63	40.9	39.0
2006	Auburn	13	47	45.7	38.6
2007	Florida	13	37	39.3	38.7
2008	Florida	14	45	43.4	38.1
2009	Georgia	13	56	48.1	41.9
2010	Florida	13	51	2253	40.9
2011	LSU	14	66	2909	41.2
2012	Arkansas	12	54	2416	40.8

KICKOFF RETURNS

Year	School	G	No	Yds	Avg
1988	Georgia	11	36	867	24.1
1989	Georgia	11	32	760	23.8
1990	Tennessee	12	42	1023	24.4
1991	Florida	11	27	652	24.2

PUNT RETURNS

Year	School	G	No	Yds	Avg
1988	Georgia	11	31	388	12.5
1989	Kentucky	11	33	398	12.1
1990	Miss. State	11	24	361	15.0
1991	Alabama	11	29	486	16.8
1992	Vanderbilt	11	21	278	13.2
1993	LSU	11	20	256	12.8
1994	Tennessee	11	34	455	13.4
1995	LSU	11	22	252	11.4
1996	LSU	11	25	371	14.8
1997	Tennessee	12	29	388	13.4
1998	Miss. State	12	32	453	14.2
1999	Kentucky	11	18	248	13.8
2000	Florida	12	30	450	15.0
2001	Georgia	11	29	410	14.1
2002	Kentucky	12	40	625	15.6
2003	LSU	14	46	667	14.5
2004	Georgia	12	29	399	13.8
2005	Kentucky	11	23	395	17.2
2006	Kentucky	13	18	368	20.4
2007	Florida	13	26	392	15.1
2008	Georgia	13	24	422	17.6
2009	LSU	13	27	509	18.9
2010	Arkansas	13	20	311	15.6
2011	Ole Miss	12	14	219	15.6
2012	Missouri	12	28	421	15.0

ANNUAL INDIVIDUAL STATISTICAL LEADERS

RUSHING (RANKED ON TOTAL YARDS)

Year	Player (School)	Atts	Yds
1948	Eddie Price, Tulane	188	1178
1949	John Dottley, Ole Miss	208	1312
1950	John Dottley, Ole Miss	191	1007
1951	Hank Lauricella, Tennessee	111	881
1952	Bobby Marlow, Alabama	176	950
1953	Jerry Marchand, LSU	137	696
1954	Joe Childress, Auburn	148	836
1955	Fob James, Auburn	123	879
1956	Tommy Lorino, Auburn	82	692
1957	Jimmy Taylor, LSU	162	762
1958	Billy Cannon, LSU	115	686
1959	Charley Flowers, Ole Miss	141	733
1960	Tom Mason, Tulane	120	663
1961	Mike Fracchia, Alabama	130	652
1962	Larry Dupree, Florida	113	604
1963	Jimmy Sidle, Auburn	185	1006
1964	Don Schwab, LSU	160	683
1965	Steve Bowman, Alabama	153	770
1966	Larry Smith, Florida	162	742
1967	Steve Hindman, Ole Miss	215	829
1968	Rich Pickens, Tennessee	133	736
1969	Doug Mathews, Vanderbilt	167	849

Beginning in 1970, ranked on yards per game

Year	Player (School)	G	Att	Yds	Avg
1970	Johnny Musso, Alabama	11	226	1137	103.4
1971	Johnny Musso, Alabama	10	191	1088	108.8
1972	Terry Henley, Auburn	9	216	843	93.7
1973	Sonny Collins, Kentucky	11	224	1213	110.3
1974	Sonny Collins, Kentucky	9	177	970	107.8
1975	Jimmy DuBose, Florida	11	191	1307	118.8
1976	Terry Robiskie, LSU	11	224	1117	101.5
1977	Charles Alexander, LSU	11	311	1686	153.3
1978	Joe Cribbs, Auburn	10	253	1205	120.5
1979	James Brooks, Auburn	11	163	1208	109.8
1980	Herschel Walker, Georgia	11	274	1616	146.9
1981	Herschel Walker, Georgia	11	385	1891	171.9
1982	Herschel Walker, Georgia	11	335	1752	159.3
1983	Johnnie Jones, Tennessee	10	191	1116	111.6
1984	Johnnie Jones, Tennessee	11	229	1290	117.3
1985	Bo Jackson, Auburn	11	278	1786	162.4
1986	Brent Fullwood, Auburn	11	167	1391	126.5
1987	Emmitt Smith, Florida	11	229	1341	121.9
1988	Tim Worley, Georgia	11	191	1216	110.5
1989	Emmitt Smith, Florida	11	284	1599	145.4
1990	Tony Thompson, Tennessee	11	219	1261	105.1
1991	Errict Rhett, Florida	11	224	1109	100.8
1992	Garrison Hearst, Georgia	11	228	1547	140.6

RECORDS AND RESULTS



MISSISSIPPI STATE • MISSOURI • SOUTH CAROLINA • TENNESSEE • TEXAS A&M • VANDERBILT

1993	James Bostic, Auburn	11	199	1205	109.6
1994	Stephen Davis, Auburn	11	221	1263	114.8
1995	Moe Williams, Kentucky	11	294	1600	145.5
1996	Duce Staley, South Carolina	9	218	1116	124.0
1997	Kevin Faulk, LSU	9	205	1144	127.1
1998	Kevin Faulk, LSU	11	229	1279	116.3
1999	Shaun Alexander, Alabama	11	302	1383	125.7
2000	Rudi Johnson, Auburn	12	324	1567	130.6
2001	Travis Stephens, Tennessee	12	291	1464	122.0
2002	Artose Pinner, Kentucky	12	283	1414	117.8
2003	Cedric Cobbs, Arkansas	12	227	1320	110.0
2004	Ciatrick Fason, Florida	12	222	1267	105.6
2005	Kenny Irons, Auburn	12	256	1293	107.8
2006	Darren McFadden, Arkansas	14	284	1647	117.6
2007	Darren McFadden, Arkansas	13	325	1830	140.8
2008	Knowshon Moreno, Georgia	13	250	1400	107.7
2009	Anthony Dixon, Miss. State	11	257	1391	126.5
2010	Cam Newton, Auburn	14	264	1473	105.2
2011	Trent Richardson, Alabama	13	283	1679	129.2
2012	Johnny Manziel, Texas A&M	13	201	1410	108.5

2007	Tim Tebow, Florida	350-234-6-3286	32	66.9	172.5
2008	Tim Tebow, Florida	298-192-4-2746	30	64.4	172.4
2009	Ryan Mallett, Arkansas	403-225-7-3624	30	55.8	278.8
2010	Ryan Mallett, Arkansas	266-411-12-3869	32	64.7	297.6
2011	Tyler Wilson, Arkansas	438-277-6-3638	24	63.2	148.4
2012	A.J. McCarron, Alabama	314-211-3-2933	30	67.7	175.3

RECEIVING (RANKED ON TOTAL YARDS)

Year	Player & School	Rec.	Yds
1948	Bob Walston, Georgia	25	525
1949	Jack Stribling, Ole Miss	22	598
1950	Bucky Curtis, Vanderbilt	27	791
1951	Harry Babcock, Georgia	41	666

Beginning in 1952, ranked on total receptions

1952	John Carson, Georgia	32	467
1953	John Carson, Georgia	45	663
1954	Jim Pyburn, Auburn	28	460
1955	Jimmy Orr, Georgia	24	443
1956	Jimmy Phillips, Auburn	23	383
1957	Jimmy Orr, Georgia	16	237
1958	Calvin Bird, Kentucky	21	373
	Pete Abanie, Tulane	21	266
1959	Bobby Towns, Georgia	18	263
1960	Fred Brown, Georgia	31	275
1961	Tom Hutchinson, Kentucky	32	543
1962	Clem Dellenger, Tulane	39	375
1963	Pat Hodgson, Georgia	24	375
1964	Charley Casey, Florida	47	673
1965	Charley Casey, Florida	58	809
1966	Richard Trapp, Florida	63	872
1967	Bob Goodridge, Vanderbilt	79	1114
1968	Sammy Miller, Miss. State	64	909
1969	Carlos Alvarez, Florida	88	1329

Beginning in 1970, ranked on receptions per game

Year	Player & School	G	Rec.	Yds	RPG
1970	David Smith, Miss. State	11	74	987	6.7
1971	Terry Beasley, Auburn	10	55	846	5.5
1972	Bill Buckley, Miss. State	11	47	776	4.3
1973	Bill Buckley, Miss. State	11	41	661	3.7
1974	Lee McGriff, Florida	11	36	698	3.3
1975	Larry Seivers, Tennessee	11	41	840	3.7
1976	Larry Seivers, Tennessee	11	51	737	4.6
1977	Martin Cox, Vanderbilt	11	48	783	4.4
1978	Mardy McDoyle, Miss. State	11	48	1035	4.4
1979	Preston Brown, Vanderbilt	11	52	786	4.7
1980	Cris Collinsworth, Florida	11	40	599	3.6
1981	Norman Jordan, Vanderbilt	9	49	454	5.4
1982	Allama Matthews, Vanderbilt	11	61	797	5.5
1983	Keith Edwards, Vanderbilt	11	97	909	8.8
1984	Keith Edwards, Vanderbilt	11	60	576	5.5
1985	Everett Crawford, Vanderbilt	10	50	533	5.2
1986	Wendell Davis, LSU	11	80	1244	7.3
1987	Wendell Davis, LSU	11	72	993	6.6
1988	Boo Mitchell, Vanderbilt	11	78	1213	7.1
1989	Brad Gaines, Vanderbilt	11	67	634	6.1
1990	Kirk Kirkpatrick, Florida	11	55	770	5.0
1991	Todd Kinchen, LSU	11	53	855	4.8
1992	Willie Jackson, Florida	12	62	722	5.2
1993	Brice Hunter, Georgia	11	76	970	6.9
1994	Brice Hunter, Georgia	11	59	799	5.4
1995	Chris Doering, Florida	12	70	1045	5.8
1996	Joey Kent, Tennessee	11	68	1080	6.2
1997	Craig Yeast, Kentucky	11	73	873	6.6
1998	Craig Yeast, Kentucky	11	85	1311	7.7
1999	James Whalen, Kentucky	11	90	1019	8.2
2000	Jabar Gaffney, Florida	12	71	1184	5.9
2001	Josh Reed, LSU	12	94	1740	7.8
2002	Taylor Jacobs, Florida	11	71	1088	6.5
2003	Chris Collins, Ole Miss	13	77	949	5.9
2004	O.J. Small, Florida	12	63	719	5.3
2005	Chad Jackson, Florida	12	88	900	7.3
2006	Earl Bennett, Vanderbilt	12	82	1146	6.8
2007	Kenny McKinley, S. Carolina	12	77	968	6.4
2008	Kenny McKinley, S. Carolina	10	54	642	5.4
2009	Shay Hodge, Ole Miss	13	70	1135	5.38
2010	Randall Cobb, Kentucky	13	84	1017	6.46
2011	Da'Rick Rogers	12	67	1040	5.60
2012	Cobi Hamilton, Arkansas	12	90	1335	7.50

TOTAL OFFENSE (RANKED ON TOTAL YARDS)

Year	Player & School	Rush	Pass	Total
1948	John Rauch, Georgia	-117	1307	1190
1949	John Dottley, Ole Miss	1312	0	1312

PASSING (RANKED ON TOTAL YARDS)

Year	Player (School)	Att.-Comp.-Int	Yards	TDs	Pct.
1948	John Rauch, Georgia	141-71-13	1307	5	50.4
1949	Babe Parilli, Kentucky	150-81-13	1081	8	54.0
1950	Babe Parilli, Kentucky	203-114-12	1627	23	56.1
1951	Babe Parilli, Kentucky	239-136-12	1643	19	56.9
1952	Zeke Bratkowski, Georgia	262-131-16	1824	12	50.0
1953	Zeke Bratkowski, Georgia	224-113-23	1461	6	50.4
1954	Bob Hardy, Kentucky	108-57-11	887	5	52.8
1955	Dick Young, Georgia	97-48-8	875	8	49.5
1956	Raymond Brown, Ole Miss	84-40-8	653	8	47.6
1957	Boyce Smith, Vanderbilt	98-49-10	664	8	50.0
1958	Richie Pettibon, Tulane	125-66-10	728	3	52.8
1959	Jake Gibbs, Ole Miss	94-46-2	755	6	48.9
1960	Fran Tarkenton, Georgia	185-108-12	1189	7	58.4
1961	Pat Trammell, Alabama	133-75-2	1035	8	56.4
1962	Joe Namath, Alabama	146-76-8	1192	13	52.0
1963	Larry Rakestraw, Georgia	209-103-14	1297	7	49.3
1964	Rick Norton, Kentucky	202-106-10	1514	9	52.5
1965	Steve Spurrier, Florida	287-148-13	1893	14	51.6
1966	Steve Spurrier, Florida	291-179-8	2012	16	61.5

Beginning in 1967, ranked on efficiency rating (Based on an average of 10 attempts per game)

Year	Player & School	Att.-Comp.-Int.-Yards	TDs	Pct.	Rating
1967	Ken Stabler, Alabama	178-103-13-1214	9	57.9	116.94
1968	Bubba Wyche, Tennessee	237-134-7-1539	14	56.5	124.63
1969	Archie Manning, Ole Miss	265-154-9-1752	14	58.2	135.15
1970	Pat Sullivan, Auburn	281-167-12-2586	17	59.4	148.09
1971	Bert Jones, LSU	119-66-4-945	9	55.5	141.43
1972	Bert Jones, LSU	199-103-7-1446	14	51.8	129.00
1973	Condredge Holloway, Tenn.	154-89-4-1450	10	57.8	136.75
1974	Matt Robinson, Georgia	121-60-10-1317	8	49.6	150.07
1975	Randy Wallace, Tennessee	145-72-11-1318	8	49.7	133.21
1976	Jimmy Fisher, Florida	146-83-8-1511	10	56.8	155.36
1977	Jeff Rutledge, Alabama	107-64-5-1207	8	59.8	169.88
1978	Jeff Rutledge, Alabama	140-73-10-1078	13	52.1	133.05
1979	John Fourcade, Ole Miss	196-115-9-1521	7	58.7	126.50
1980	Buck Belue, Georgia	156-77-5-1314	11	49.3	131.80
1981	Buck Belue, Georgia	188-114-9-1603	12	60.6	143.70
1982	Alan Risher, LSU	234-149-8-1834	17	63.7	146.00
1983	Wayne Peace, Florida	292-186-10-2079	10	63.7	128.00
1984	Kerwin Bell, Florida	184-98-7-1614	16	53.3	148.00
1985	Daryl Dickey, Tennessee	131-85-1-1161	10	64.9	163.10
1986	Tom Hodson, LSU	288-175-8-2261	19	60.8	142.90
1987	Eric Jones, Vanderbilt	229-139-11-1954	16	60.7	145.80
1988	Reggie Slack, Auburn	279-168-11-2230	9	60.2	130.11
1989	Tom Hodson, LSU	317-183-12-2655	22	57.7	143.41
1990	Mike Healey, Vanderbilt	130-75-1-1041	10	57.7	148.80
1991	Shane Matthews, Florida	361-218-18-3130	28	60.4	148.84
1992	Eric Zeier, Georgia	258-151-12-2248	12	58.5	137.80
1993	Heath Shuler, Tenn.	285-184-8-2354	25	64.6	157.3
1994	Terry Dean, Florida	180-109-10-1492	20	60.6	165.8
1995	Danny Wuerffel, Florida	325-210-10-3266	35	64.6	178.4
1996	Danny Wuerffel, Florida	360-207-13-3625	39	57.5	170.6
1997	Mike Bobo, Georgia	306-199-8-2751	19	65.0	155.8
1998	Tim Couch, Kentucky	553-400-15-4275	36	72.3	153.3
1999	Dusty Bonner, Kentucky	465-303-13-3266	26	65.2	137.0
2000	Rex Grossman, Florida	212-131-7-1866	21	61.8	161.8
2001	Rex Grossman, Florida	395-259-12-3896	34	65.6	170.8
2002	David Greene, Georgia	379-218-8-2924	22	57.5	137.3
2003	Matt Mauck, LSU	358-229-14-2825	28	64.0	148.2
2004	Jason Campbell, Auburn	270-188-7-2700	20	69.6	172.9
2005	Jay Cutler, Vanderbilt	462-273-9-3073	21	59.1	126.1
2006	JaMarcus Russell, LSU	342-232-8-3129	28	67.8	167.0



RECORDS AND RESULTS

ALABAMA • ARKANSAS • AUBURN • FLORIDA • GEORGIA • KENTUCKY • LSU • OLE MISS

1950	Babe Parilli, Kentucky	54	1627	1681
1951	Bill Wade, Vanderbilt	37	1609	1646
1952	Zeke Bratkowski, Georgia	-50	1824	1774
1953	Zeke Bratkowski, Georgia	-45	1461	1416
1954	Bobby Freeman, Auburn	267	865	1132
1955	John Majors, Tennessee	657	476	1133
1956	John Majors, Tennessee	549	552	1101
1957	Ray Brown, Ole Miss	530	308	838
1958	Lloyd Nix, Auburn	283	682	965
1958	Jake Gibbs, Ole Miss	228	755	933
1960	Fran Tarkenton, Georgia	85	1189	1274
1961	Pat Trammell, Alabama	279	1035	1314
1962	Billy Lothridge, Ga. Tech	478	1006	1484
1963	Jimmy Sidle, Auburn	1006	706	1712
1964	Rick Norton, Kentucky	-195	1514	1319
1965	Steve Spurrier, Florida	230	1893	2123
1966	Steve Spurrier, Florida	66	2012	2095
1967	Loran Carter, Auburn	65	1307	1372
1968	Tommy Pharr, Miss. State	239	1838	2085
1969	John Reeves, Florida	-44	2896	2852

Beginning in 1970, ranked on average yards-per-game

	G	Rush	Pass	Total	Avg	
1970	Pat Sullivan, Auburn	10	270	2586	2856	285.6
1971	Pat Sullivan, Auburn	10	84	2012	2096	209.6
1972	Norris Weese, Ole Miss	10	542	917	1459	145.9
1973	Fred Fisher, Vanderbilt	11	373	1450	1823	165.7
1974	Rockey Felker, Miss. State	11	446	1147	1593	144.8
1975	Randy Wallace, Tennessee	12	211	1318	1529	127.4
1976	Jimmy Fisher, Florida	11	288	1511	1799	163.5
1977	Charles Alexander, LSU	11	1686	17	1783	162.1
1978	Dave Marler, Miss. State	11	-31	2422	2391	217.4
1979	John Fourcade, Ole Miss	11	493	1521	2014	183.1
1980	John Fourcade, Ole Miss	11	402	1897	2299	209.0
1981	Whit Taylor, Vanderbilt	9	-65	2318	2253	250.3
1982	Whit Taylor, Vanderbilt	11	198	2481	2679	243.5
1983	Kurt Page, Vanderbilt	11	-144	3178	3034	275.8
1984	Kurt Page, Vanderbilt	11	-64	2405	2341	212.8
1985	Don Smith, Miss. State	11	554	2332	2886	262.4
1986	Don Smith, Miss. State	11	403	2349	2752	213.9
1987	Eric Jones, Vanderbilt	11	665	1954	2619	238.1
1988	Eric Jones, Vanderbilt	11	305	2548	2853	259.4
1989	Tom Hodson, LSU	11	-51	2655	2604	236.7
1990	Shane Matthews, Florida	11	-27	2952	2925	265.9
1991	Shane Matthews, Florida	11	10	3130	3140	285.5
1992	Shane Matthews, Florida	12	-29	3205	3176	264.7
1993	Eric Zeier, Georgia	11	-43	3525	3482	316.6
1994	Eric Zeier, Georgia	11	61	3396	3457	314.3
1995	Danny Wuerrfel, Florida	11	-141	3266	3125	284.1
1996	Danny Wuerrfel, Florida	12	-100	3625	3525	293.8
1997	Tim Couch, Kentucky	11	-125	3884	3759	341.7
1998	Tim Couch, Kentucky	11	-124	4275	4151	377.4
1999	Dusty Bonner, Kentucky	11	-141	3266	3125	284.1
2000	Jared Lorenzen, Kentucky	11	140	3687	3827	347.9
2001	Rex Grossman, Florida	11	8	3896	3904	354.9
2002	Rex Grossman, Florida	13	-65	3402	3337	256.7
2003	Eli Manning, Ole Miss	13	-28	3600	3572	274.8
2004	Chris Leak, Florida	12	79	3197	3276	273.0
2005	Jay Cutler, Vanderbilt	11	215	3073	3288	298.9
2006	Andre' Woodson, Kentucky	13	-137	3515	3378	259.8
2007	Tim Tebow, Florida	13	895	3286	4181	321.6
2008	Matthew Stafford, Georgia	13	40	3459	3499	269.2
2009	Ryan Mallett, Arkansas	13	-29	3624	3595	276.5
2010	Cam Newton, Auburn	14	1473	2854	4327	309.1
2011	Tyler Wilson, Arkansas	13	-3	3638	3635	279.6
2012	Johnny Manziel, Texas A&M	13	1410	3706	5116	393.5

SCORING (RANKED ON TOTAL POINTS)

Year	Player & School	TDs	PATs	FGs	Pts
1933	Beattie Feathers, Tennessee	13	0	0	78
1934	Claude Simons, Tulane	10	9	0	69
1935	Ray Hapes, Ole Miss	12	2	0	74
1936	Bob Davis, Kentucky	11	0	0	66
1937	Pinky Rohm, LSU	9	0	0	54
	Bob Davis, Kentucky	9	0	0	54
1938	Parker Hall, Ole Miss	11	6	0	72
1939	Harvey Johnson, MSU	10	2	0	62
1940	Merle Hapes, Miss. State	12	0	0	72
1941	Jack Jenkins, Vanderbilt	12	15	1	90
1942	Frank Sinkwich, Georgia	16	0	0	96
1943	Steve Van Buren, LSU	14	14	0	98
1944	Tom McWilliams, Miss. State	14	0	0	84
1945	Fred Grant, Alabama	11	0	0	66
1946	Charlie Trippi, Georgia	14	0	0	84
1947	Charlie Conerly, Ole Miss	9	0	0	54
	Bobby Forbes, Florida	9	0	0	54

1948	Joe Geri, Georgia	9	36	0	90
1949	John Dottley, Ole Miss	14	0	0	84
1950	Al Bruno, Kentucky	10	0	0	60
	Wilbur Jamerson, Kentucky	10	0	0	60
	Al Lary, Alabama	10	0	0	60
1951	Hal Payne, Tennessee	14	0	0	84
1952	Jackie Parker, Miss. State	16	24	0	120
1953	Jimmy Wade, Tennessee	12	0	0	72
1954	Joe Childress, Auburn	7	20	1	65
1955	Paige Cothren, Ole Miss	6	20	6	74
1956	Jim Taylor, LSU	8	8	1	59
1957	Jim Taylor, LSU	12	14	0	86
1958	Billy Cannon, LSU	11	8	0	74
1959	Charley Flowers, Ole Miss	11	0	0	66
1960	Tom Mason, Tulane	13	0	0	78
1961	Wendell Harris, LSU	8	28	6	94
1962	Cotton Clark, Alabama	15	2	0	92
1963	Billy Lothridge, Ga. Tech	3	15	12	69
1964	Doug Moreau, LSU	4	10	13	73
1965	Rodger Bird, Kentucky	13	0	0	78
1966	Bobby Etter, Georgia	0	21	12	57
1967	Dicky Lyons, Kentucky	11	4	1	73
1968	Dicky Lyons, Kentucky	11	0	0	66
1969	Tommy Durrance, Florida	18	2	0	110

Beginning in 1970, ranked on points per game

	G	TDs	PATs	FGs	Pts	Avg	
1970	Terry Beasley, Auburn	10	12	0	0	72	7.2
1971	Johnny Musso, Alabama	10	16	0	0	100	10.0
1972	Haskel Stanback, Tennessee	10	13	0	0	78	7.8
1973	Sonny Collins, Kentucky	11	13	1-2pt.	0	80	7.3
1974	Stanley Morgan, Tennessee	11	14	0	0	84	7.6
1975	Kevin McLee, Georgia	10	10	0	0	60	6.0
	Stanley Morgan, Tennessee	10	10	0	0	60	6.0
1976	Terry Robiskie, LSU	11	12	0	0	72	6.5
1977	Charles Alexander, LSU	11	17	2	0	104	9.5
1978	Joe Cribbs, Auburn	10	16	2	0	98	9.8
1979	Joe Cribbs, Auburn	11	15	4	0	94	8.5
1980	Herschel Walker, Georgia	11	15	0	0	90	8.2
1981	Herschel Walker, Georgia	11	20	0	0	120	10.9
1982	Herschel Walker, Georgia	11	17	1-2pt.	0	104	9.5
1983	Bobby Raymond, Florida	11	0	29	20	89	8.1
1984	Bobby Raymond, Florida	11	0	34	23	103	9.4
1985	Bo Jackson, Auburn	11	17	0	0	102	9.3
	Carlos Reveiz, Tennessee	11	0	30	24	102	9.3
1986	William Howard, Tennessee	8	14	1-2pt.	0	86	10.8
1987	Reggie Cobb, Tennessee	12	20	0	0	120	10.0
1988	Tim Worley, Georgia	11	18	0	0	108	9.8
1989	Siran Stacy, Alabama	11	18	0	0	108	9.8
1990	Greg Burke, Tennessee	12	0	50	19	107	8.9
1991	Arden Czyzewski, Florida	11	0	44	11	77	7.0
1992	Garrison Hearst, Georgia	11	21	0	0	126	11.5
1993	John Becksvoot, Tennessee	11	0	59	12	95	8.6
1994	Judd Davis, Florida	12	0	107	14	107	8.9
1995	Stephen Davis, Auburn	11	17	0	0	102	9.3
	Moe Williams, Kentucky	11	17	0	0	102	9.3
1996	Reid Anthony, Florida	12	18	1	0	110	9.2
1997	Kevin Faulk, LSU	9	15	0	0	90	10.0
1998	Kevin Faulk, LSU	11	17	0	0	102	9.3
	Shaun Alexander, Alabama	11	17	0	0	102	9.3
1999	Shaun Alexander, Alabama	11	24	0	0	144	13.1
2000	Deuce McAllister, Ole Miss	11	17	0	0	102	9.3
2001	Jeff Chandler, Florida	10	0	46	19	103	10.3
2002	Billy Bennett, Georgia	14	0	52	26	130	9.3
2003	Jonathan Nichols, Ole Miss	13	0	49	25	125	9.5
2004	Matt Leach, Florida	12	0	49	13	88	7.3
2005	Brandon Coutu, Georgia	13	0	45	23	114	8.8
2006	James Wilhoit, Tennessee	13	0	42	18	96	7.4
2007	Tim Tebow, Florida	13	23	0	0	138	10.6
2008	Percy Harvin, Florida	12	17	0	0	102	8.5
2009	Leigh Tiffin, Alabama	14	0	42	30	132	9.4
2010	Vick Ballard, Miss. State	12	20	0	0	120	10.0
2011	Trent Richardson, Alabama	13	24	0	0	144	11.1
2012	Johnny Manziel, Texas A&M	13	21	0	0	126	9.7

PUNTING (RANKED ON AVERAGE)

Year	Player & School	Kicks	Yards	Avg
1948	Rip Collins, LSU	66		41.3
1949	Fred Montsdeoca, Florida	62		41.6
1951	Bobby Wilson, Alabama	33		41.9
1952	Rick Casares, Florida	23		41.4
1953	Zeke Bratkowski, Georgia	50		42.6
1954	Don Chandler, Florida	21		42.9
1955	Don Chandler, Florida	22		44.3
1956	Bob Gordon, Tennessee	14		47.1
1957	Bob Gordon, Tennessee	40		42.7

RECORDS AND RESULTS



MISSISSIPPI STATE • MISSOURI • SOUTH CAROLINA • TENNESSEE • TEXAS A&M • VANDERBILT

1958	Bobby Walden, Georgia	44	45.3	
1959	Bobby Joe Green, Florida	54	44.9	
1960	Bobby Walden, Georgia	38	1657	43.6
1961	Hank Lesenes, Vanderbilt	41	1703	41.5
1962	George Canale, Tennessee	53	2218	41.8
1963	Joe Kilgore, Auburn	51	2106	41.3
1964	Frank Lambert, Ole Miss	50	2205	44.1
1965	Richard McGraw, Miss. State	48	2014	42.0
1966	Ron Widby, Tennessee	48	2104	43.8
1967	Eddie Ray, LSU	52	2228	42.8
1968	Julian Fagan, Ole Miss	75	3120	41.6
1969	Spike Jones, Georgia	71	3092	43.5
1970	Frank Mann, Alabama	46	1880	40.9
1971	Greg Gantt, Alabama	47	1967	41.9
1972	Greg Gantt, Alabama	44	1875	42.6
1973	Greg Gantt, Alabama	25	1217	48.7
1974	Neil Clabo, Tennessee	64	2757	43.1
1975	Clyde Baumgarner, Auburn	49	2004	40.9
1976	Craig Colquitt, Tennessee	59	2510	42.5
1977	Jim Miller, Ole Miss	66	3029	45.9
1978	Jim Miller, Ole Miss	76	3283	43.2
1979	Jim Miller, Ole Miss	53	2362	44.6
1980	Jim Arnold, Vanderbilt	72	3180	44.2
1981	Malcolm Simmons, Alabama	60	2637	43.9
1982	Jimmy Colquitt, Tennessee	46	2156	46.9
1983	Paul Calhoun, Kentucky	69	2981	43.2
1984	Ricky Anderson, Vanderbilt	58	2793	48.2
1985	Lewis Colbert, Auburn	57	2610	45.8
1986	Bill Smith, Ole Miss	57	2522	44.3
1987	Matt DeFrank, LSU	33	1373	41.6
1988	Kent Elmore, Tennessee	41	1818	44.3
1989	Rene Bourgeois, LSU	39	1715	44.0
1990	Joey Chapman, Tennessee	45	1885	41.9
1991	Shayne Edge, Florida	46	1991	43.3
1992	Todd Jordan, Miss. State	52	2267	43.6
1993	Terry Daniel, Auburn	51	2393	46.9
1994	Terry Daniel, Auburn	53	2358	44.5
1995	Chad Kessler, LSU	47	2072	44.1
1996	Bill Marinangel, Vanderbilt	77	3586	46.6
1997	Chad Kessler, LSU	39	1961	50.3
1998	Daniel Pope, Alabama	66	2901	43.9
1999	Corey Gibbs, LSU	57	2452	43.0
2000	Alan Rhine, Florida	47	2035	43.3
2001	Glenn Pakulak, Kentucky	56	2492	44.5
2002	Glenn Pakulak, Kentucky	66	3008	45.6
2003	Dustin Colquitt, Tennessee	68	3081	45.3
2004	Jared Cook, Miss. State	49	2143	43.7
2005	Kody Bliss, Auburn	44	1975	44.9
2006	Kody Bliss, Auburn	47	2149	45.7
2007	Patrick Fisher, LSU	59	2627	44.5
2008	Tim Mashay, Kentucky	53	2397	45.2
2009	Drew Butler, Georgia	56	2691	48.1
2010	Tyler Campbell, Ole Miss	60	2782	46.4
2011	Dylan Breeding, Arkansas	53	2400	45.3
2012	Kyle Christy, Florida	66	3023	45.8

KICKOFF RETURNS

Year	Player (School)	Ret	Yds	TD	Avg.
1959	Calvin Bird, Kentucky	14	426	1	30.4
1960	Calvin Bird, Kentucky	14	344	-	24.5
1961	Larry McIntire, Tulane	15	352	-	23.5
1962	Jerry Graves, Tulane	21	513	-	24.4
1963	Roger Bird, Kentucky	11	332	-	30.2
1964	Dan Bland, Miss. State	20	558	1	27.9
1965	Dan Bland, Miss. State	20	449	0	24.9
1966	Marcus Rhoden, Miss. State	26	572	1	22.0
1967	Dave Strong, Vanderbilt	28	577	0	20.6
1968	David Smith, Miss. State	27	590	0	21.9
1969	Doug Mathews, Vanderbilt	26	607	0	23.3
1970	Jeff Peeples, Vanderbilt	33	646	0	19.6
1971	Doug Kotar, Kentucky	24	589	1	24.5
1972	Doug Nettles, Vanderbilt	23	566	0	24.6
1973	Walter Packer, Miss. State	26	547	0	21.0
1974	Gene Washington, Georgia	28	669	0	23.9
1975	Robert Dow, LSU	23	598	0	26.0
1976	Robert Dow, LSU	20	499	0	24.9
1977	James Brooks, Auburn	27	654	0	24.2
1978	Lindsay Scott, Georgia	20	529	1	26.5
1979	James Brooks, Auburn	21	577	0	27.5
1980	Glen Young, Miss. State	19	525	1	27.6
1981	Eric Martin, LSU	18	526	1	29.2
1982	Willie Gault, Tennessee	23	549	1	23.9
1983	Randall Morris, Tennessee	15	447	0	29.8
1984	Marc Logan, Kentucky	11	289	0	26.2
1985	Willie Goodloe, Ole Miss	22	506	0	23.0
1986	J.R. Ambrose, Ole Miss	13	353	1	27.2

1987	Sam Martin, LSU	17	459	0	27.0
1988	Anthony Morgan, Tennessee	24	580	0	24.2
1989	Arthur Marshall, Georgia	16	445	0	27.8
1990	Dale Carter, Tennessee	17	507	1	29.8
1991	Larry Kennedy, Florida	12	331	0	27.6
1992	David Butler, LSU	21	531	0	25.3
1993	Billy Williams, Tennessee	13	369	0	28.4
1994	Eric Moulds, Miss. State	13	426	0	32.8
1995	Reidel Anthony, Florida	19	472	1	24.8
1996	John Avery, Ole Miss	17	473	2	27.8
1997	Boo Williams, South Carolina	18	527	2	29.3
1998	Craig Yeast, Kentucky	14	410	1	29.3
1999	Leonard Scott, Tennessee	20	540	1	27.0
2000	Ray Perkins, Vanderbilt	14	344	0	24.6
2001	Jason Armstead, Ole Miss	19	524	1	27.6
2002	Derek Abney, Kentucky	30	804	2	26.8
2003	Derek Abney, Kentucky	32	772	0	24.1
2004	Tyrone Prothro, Alabama	17	452	1	26.6
2005	Felix Jones, Arkansas	17	543	1	31.9
2006	Tristan Davis, Auburn	28	756	0	27.0
2007	Felix Jones, Arkansas	22	652	2	29.6
2008	Tristan Davis, Auburn	24	657	2	27.4
2009	D. Washington, Auburn	16	497	1	31.1
2010	Pa. Peterson, LSU	32	932	0	29.1
2011	Tre Mason, Auburn	24	633	1	26.4
2012	C. Patterson, Tennessee	24	671	1	28.0

PUNT RETURNS

Year	Player (School)	Ret	Yds	TD	Avg.
1959	Billy Cannon, LSU	15	221	1	14.7
1960	Bill Jackson, Georgia	9	191	-	21.2
1961	Darrell Cox, Kentucky	21	281	-	13.4
1962	Cotton Clark, Alabama	15	243	-	12.8
1963	Joe Labruzzo, LSU	9	215	-	28.1
1964	Wayne Swinford, Georgia	34	343	0	10.1
1965	Marcus Rhoden, Miss. State	19	413	3	21.7
1966	Dicky Lyons, Kentucky	25	419	2	16.8
1967	Jimmy Carter, Auburn	38	473	2	12.4
1968	Jake Scott, Georgia	35	440	1	12.6
1969	Bobby Majors, Tennessee	38	457	2	12.0
1970	Craig Burns, LSU	21	339	2	16.1
1971	Buzy Rosenberg, Georgia	35	438	2	12.8
1972	Eddie Brown, Tennessee	42	429	0	10.2
1973	Mike Fuller, Auburn	20	381	0	19.1
1974	Mike Fuller, Auburn	30	502	3	16.7
1975	Willie Shelby, Alabama	45	396	1	8.8
1976	Mark Mitchell, Georgia	20	233	0	11.6
1977	Mike Siganos, Kentucky	43	308	0	7.2
1978	Richard Blackmore, Miss. State	11	155	0	14.1
1979	Roland James, Tennessee	19	243	1	12.8
1980	Scott Woerner, Georgia	31	488	1	15.7
1981	Glen Young, Miss. State	19	307	2	16.2
1982	Lionel James, Auburn	25	394	0	15.8
1983	Timmy Moffett, Ole Miss	17	238	1	14.0
1984	Ricky Nattiel, Florida	22	346	1	15.7
1985	Brian Williams, Kentucky	20	223	1	11.1
1986	Thomas Woods, Tennessee	18	203	0	11.3
1987	Nathaniel Lewis, Georgia	14	194	1	13.9
1988	Chuck Carswell, Georgia	31	388	0	12.5
1989	Chris Tolbert, Kentucky	16	212	1	13.3
1990	Tony James, Miss. State	23	341	2	14.8
1991	David Palmer, Alabama	24	386	3	16.1
1992	Jeff Brothers, Vanderbilt	20	246	0	12.3
1993	Shawn Summers, Tennessee	18	255	1	14.2
1994	Nilo Silvan, Tennessee	15	272	0	18.1
1995	Eddie Kennison, LSU	19	253	0	13.3
1996	Kevin Faulk, LSU	24	375	1	15.6
1997	Jacquez Green, Florida	27	392	2	14.5
1998	Kevin Prentiss, Miss. State	26	339	1	13.0
1999	Kendrick Shanklin, Kentucky	16	216	1	13.5
2000	Lito Sheppard, Florida	22	307	2	14.0
2001	Domanick Davis, LSU	19	263	1	13.8
2002	Derek Abney, Kentucky	36	544	4	15.1
2003	Skyler Green, LSU	25	462	2	18.5
2004	Thomas Flowers, Georgia	16	242	0	15.1
2005	Rafael Little, Kentucky	21	355	0	16.9
2006	Mikey Henderson, Georgia	25	367	2	14.7
2007	Brandon James, Florida	14	254	1	18.1
2008	Robert Dunn, Auburn	15	240	1	16.0
2009	Trindon Holliday, LSU	20	362	1	18.1
2010	Pa. Peterson, LSU	26	418	2	16.1
2011	Joe Adams, Arkansas	19	321	4	16.9
2012	Ace Sanders, South Carolina	28	429	2	15.3



RECORDS AND RESULTS

ALABAMA • ARKANSAS • AUBURN • FLORIDA • GEORGIA • KENTUCKY • LSU • OLE MISS

2012 NATIONAL COLLEGE FOOTBALL ATTENDANCE (For All NCAA Men's Varsity Teams)

	TOTAL TEAMS	GAMES OR SESSIONS	2012 ATTENDANCE	CHANGE AVERAGE	CHANGE IN TOTAL	IN AVG.
Home Attendance, Division I-FBS	120	763	34,312,026	44,970	-220,598	-528
FBS Neutral-Site Attendance		21	1,170,818	55,753	56,871	-6,133
FBS Bowl Game Attendance		35	1,722,833	49,224	-42,391	-1,211
NCAA DIVISION I-FBS TOTALS	120	*818	37,170,235	45,440	-241,560	-633
Home Attendance, Division I-FCS	122	645	5,531,181	8,575	-318,732	-466
FCS Neutral-Site Attendance		14	414,680	29,620	-121,880	-189
FCS Championship Game		1	21,411	21,411	825	825
NCAA DIVISION I-FCS TOTALS	122	660	5,967,272	9,041	-439,787	-579
NCAA DIVISION I TOTALS	242	1,478	43,137,507	29,186	-681,347	-461
Home Attendance, NCAA Division II	157	830	2,852,888	3,437	31,682	-120
Division II Neutral-Site Attendance		23	145,882	6,343	-61,332	-5,169
Division II Championship Game		1	7,527	7,527	251	251
NCAA DIVISION II TOTALS	*157	*854	3,006,297	3,520	-29,399	-218
Home Attendance, NCAA Division III	240	1,206	2,349,123	1,948	-60,762	-54
Division III Neutral-Site Attendance		3	6,537	2,179	-7,439	626
Division III Championship Game		1	6,027	6,027	2,243	2,243
NCAA DIVISION III TOTALS	240	1,210	2,361,687	1,952	-65,958	-48
Home Attendance, Reclassifying Teams	5	27	453,056	16,780	35,832	4,509
NATIONAL TOTALS FOR 2012	*644	*3,569	48,958,547	13,718	-740,872	-330

* Record.

NOTE: San Diego State hosted a bowl game on its home field so the attendance (35,442) was included in SDSU's home attendance and in the bowl game total. Since it is counted in both categories, an adjustment was made in the FBS totals to reflect the accurate national total. CHAMPIONSHIP TOURNAMENTS: The total attendance for the Division I FCS Tournament was 227,415 for an 11,969 average over 19 games, the Division II Tournament was 98,231 for a 4,271 average over 23 games and the Division III Tournament was 56,309 for a 1,816 average over 31 games.

2012 NCAA DIVISION I FBS ATTENDANCE TEAM LEADERS

Rank	School	G	Attendance	Average	Rank	School	G	Attendance	Average
1.	Michigan	6	673,511	112,252	16.	Notre Dame	6	484,770	80,795
2.	Ohio St.	8	842,637	105,330	17.	Wisconsin	7	560,039	80,006
3.	Alabama	7	712,052	101,722	18.	South Carolina	7	560,008	80,001
4.	Texas	6	605,304	100,884	19.	Florida St.	7	529,208	75,601
5.	Penn St.	7	677,108	96,730	20.	Michigan St.	7	527,671	75,382
6.	Georgia	7	648,922	92,703	21.	Iowa	7	493,315	70,474
7.	LSU	8	741,005	92,626	22.	UCLA	7	479,370	68,481
8.	Tennessee	7	629,752	89,965	23.	Arkansas	7	476,321	68,046
9.	Southern California	6	527,670	87,945	24.	Missouri	7	472,333	67,476
10.	Florida	7	613,182	87,597	25.	Virginia Tech	6	393,792	65,632
11.	Texas A&M	6	522,083	87,014	26.	BYU	6	366,965	61,161
12.	Nebraska	7	598,617	85,517	27.	Washington	6	351,699	58,617
13.	Oklahoma	6	511,460	85,243	28.	Oregon	7	402,429	57,490
14.	Auburn	7	578,521	82,646	29.	Texas Tech	6	343,251	57,209
15.	Clemson	7	569,988	81,427	30.	Ole Miss	7	399,462	57,066

2012 NCAA DIVISION I FCS ATTENDANCE TEAM LEADERS

Rank	School	G	Attendance	Average	Rank	School	G	Attendance	Average
1.	Appalachian St.	7	184,505	26,358	16.	Florida A&M	4	56,306	14,077
2.	Montana	6	151,417	25,236	17.	Youngstown St.	6	84,229	14,038
3.	James Madison	6	136,699	22,783	18.	Citadel	5	67,872	13,574
4.	Old Dominion	8	160,294	20,037	19.	Norfolk St.	5	64,489	12,898
5.	Delaware	7	129,792	18,542	20.	Yale	5	62,266	12,453
6.	North Dakota St.	9	166,641	18,516	21.	Georgia St.	6	73,853	12,309
7.	Ga. Southern	7	129,412	18,487	22.	Alcorn	6	73,446	12,241
8.	Montana St.	8	141,016	17,627	23.	McNeese St.	5	60,184	12,037
9.	Southern U.	4	66,409	16,602	24.	UNI	5	59,526	11,905
10.	Tennessee St.	5	82,932	16,586	25.	South Dakota St.	6	71,056	11,843
11.	Liberty	6	97,910	16,318	26.	N.C. A&T	7	82,507	11,787
12.	South Carolina St.	4	64,714	16,179	27.	Harvard	6	69,118	11,520
13.	Jacksonville St.	5	80,032	16,006	28.	Lamar	6	66,713	11,119
14.	Alabama St.	5	77,568	15,514	29.	N.C. Central	4	42,651	10,663
15.	Jackson St.	4	57,847	14,462	30.	Penn.	5	50,572	10,114

2012 DIVISION I FOOTBALL ALL GAMES ATTENDANCE (Home, Road, Neutral)

Rank	School	G	Attendance	Rank	School	G	Attendance	Rank	School	G	Attendance
1.	Alabama	14	1,299,659	11.	Texas A&M	13	979,100	21.	Missouri	12	855,994
2.	Michigan	13	1,190,211	12.	Penn St.	12	976,139	22.	Arkansas	12	835,275
3.	Georgia	14	1,165,804	13.	South Carolina	13	970,868	23.	Ole Miss	13	830,327
4.	Ohio St.	12	1,156,152	14.	Florida St.	14	964,608	24.	Iowa	12	813,426
5.	LSU	13	1,145,123	15.	Tennessee	12	956,458	25.	Oregon	13	803,132
6.	Nebraska	14	1,067,878	16.	Oklahoma	13	946,246	26.	UCLA	14	777,922
7.	Florida	13	1,065,352	17.	Auburn	12	909,082	27.	Mississippi St.	13	772,176
8.	Texas	13	1,033,475	18.	Southern California	13	908,797	28.	Stanford	14	765,679
9.	Wisconsin	14	1,005,561	19.	Clemson	13	899,651	29.	Iowa St.	13	751,986
10.	Notre Dame	13	979,938	20.	Michigan St.	13	891,959	30.	West Virginia	13	746,788

RECORDS AND RESULTS



MISSISSIPPI STATE • MISSOURI • SOUTH CAROLINA • TENNESSEE • TEXAS A&M • VANDERBILT

NATIONAL ATTENDANCE LEADERS

1959			
	G	Att.	Avg.
3. LSU	7	408,727	58,390
1960			
7. LSU	6	318,899	53,150
1961			
3. LSU	6	381,409	63,651
1962			
3. LSU	6	397,701	66,284
1963			
2. LSU	6	396,846	66,141
1964			
4. LSU	6	380,687	63,448
1965			
4. LSU	7	457,733	65,390
1966			
4. LSU	6	386,098	64,350
1967			
4. LSU	7	454,101	64,872
10. Florida	6	355,496	59,249
1968			
5. LSU	6	396,774	66,129
8. Tennessee	6	373,550	62,258
1969			
7. LSU	6	388,461	64,744
9. Alabama	4	242,932	60,733
10. Georgia	6	360,417	60,070
1970			
9. LSU	7	436,823	62,403
1971			
5. LSU	7	463,491	66,213
8. Alabama	5	313,652	62,370
1972			
5. Tennessee	6	409,188	68,198
7. LSU	7	470,078	67,154
9. Alabama	9	572,372	63,597
1973			
5. LSU	7	474,108	67,730
6. Tennessee	7	460,641	65,806
8. Alabama	5	316,548	63,310
1974			
5. Tennessee	8	929,127	66,141
6. LSU	6	395,587	65,931
9. Alabama	7	442,661	63,237
1975			
5. Tennessee	7	508,724	72,674
9. LSU	6	386,171	64,362
10. Alabama	7	435,583	62,226
1976			
3. Tennessee	7	564,922	80,703
7. LSU	7	452,921	64,703
1977			
3. Tennessee	7	582,979	83,283

7. Alabama	5	323,166	64,333
9. LSU	7	445,433	63,633
10. Florida	6	375,814	62,636
1978			
3. Tennessee	8	627,881	78,422
6. LSU	6	446,392	74,398
1979			
3. Tennessee	6	512,139	85,357
8. LSU	7	507,984	72,569
1980			
2. Tennessee	8	709,193	88,649
7. LSU	6	444,703	74,117
9. Alabama	7	494,662	70,666
1981			
2. Tennessee	6	558,996	93,166
5. Georgia	6	484,162	80,694
8. LSU	7	513,850	73,407
1982			
2. Tennessee	6	561,102	93,517
5. Georgia	6	490,080	81,680
6. LSU	7	537,012	76,716
9. Florida	7	535,432	73,855
1983			
2. Tennessee	7	659,059	94,151
4. Georgia	7	574,898	82,128
6. LSU	7	535,432	76,490
9. Auburn	7	524,065	74,866
1984			
2. Tennessee	7	654,602	93,515
6. LSU	6	467,746	77,958
7. Georgia	6	466,884	77,814
1985			
2. Tennessee	7	658,690	94,099
5. Georgia	7	567,888	81,127
9. LSU	6	454,182	75,697
1986			
2. Tennessee	7	643,317	91,902
5. Georgia	6	477,573	79,596
7. LSU	7	546,471	78,067
9. Florida	7	528,188	75,455
1987			
5. Georgia	6	476,614	79,436
6. Auburn	7	551,276	78,754
7. LSU	7	541,238	77,320
1988			
2. Tennessee	6	551,677	91,946
6. Georgia	6	481,406	80,234
7. LSU	6	464,006	77,334
10. Florida	7	517,019	73,860
1989			
2. Tennessee	7	666,540	95,220
5. Auburn	7	569,975	81,425
6. Georgia	6	481,038	80,173
10. Florida	7	526,827	75,261
1990			
2. Tennessee	6	563,502	93,917
5. Auburn	7	577,556	82,508
6. Georgia	6	489,210	81,535
9. Alabama	6	438,258	73,043
1991			
2. Tennessee	6	578,389	96,398
5. Florida	6	506,729	84,455
6. Georgia	7	577,922	82,560

7. Auburn	7	552,155	78,879
9. Alabama	6	453,094	75,516
1992			
2. Tennessee	6	575,544	95,924
5. Florida	7	586,626	83,804
6. Georgia	6	499,162	83,194
8. Alabama	7	537,264	76,752
10. Auburn	7	510,549	72,936
1993			
2. Tennessee	7	667,280	95,326
5. Florida	6	507,072	84,512
6. Auburn	7	567,506	81,072
7. Georgia	6	468,457	78,076
8. Alabama	7	529,765	75,681
1994			
3. Tennessee	6	573,821	95,637
5. Florida	7	596,986	85,284
6. Georgia	6	488,633	81,439
7. Auburn	7	569,013	81,288
1995			
2. Tennessee	7	662,857	94,694
5. Florida	6	510,832	85,139
6. Georgia	6	503,687	83,948
7. Auburn	7	568,266	81,181
1996			
2. Tennessee	6	632,509	105,418
5. Florida	6	512,424	85,404
6. Auburn	7	577,278	82,468
7. South Carolina	6	477,208	79,535
8. LSU	7	556,631	79,519
9. Georgia	6	475,630	79,272
1997			
1. Tennessee	6	639,227	106,538
5. Florida	6	512,775	85,463
6. Auburn	6	501,267	83,545
7. Georgia	6	494,375	82,396
9. LSU	7	561,016	80,145
10. South Carolina	6	480,041	80,007
1998			
2. Tennessee	6	641,484	106,914
5. Georgia	6	513,710	85,618
6. Florida	6	511,792	85,299
7. Alabama	7	578,693	82,670
8. Auburn	7	567,773	81,110
10. LSU	6	481,739	80,290
1999			
2. Tennessee	7	747,873	106,839
5. Georgia	6	516,702	86,117
6. Florida	6	512,960	85,494
7. Alabama	7	582,563	83,223
9. Auburn	7	566,333	80,904
10. Notre Dame	7	560,084	80,012
2000			
2. Tennessee	6	645,567	107,595
5. LSU	7	614,704	87,815
6. Florida	6	511,518	85,253
7. Georgia	6	506,922	84,487
8. Alabama	6	502,622	83,770
10. Auburn	6	491,433	81,906
2001			
3. Tennessee	6	641,059	106,843
5. LSU	7	633,439	90,491
6. Georgia	6	519,120	86,520
7. Auburn	6	512,691	85,449
8. Florida	6	512,590	85,432
11. South Carolina	7	578,295	82,614
2002			
3. Tennessee	7	746,936	106,705

5. LSU	7	632,147	90,307
6. Georgia	7	605,640	86,520
7. Florida	7	596,296	85,185
8. Auburn	7	580,600	82,943
9. Alabama	7	579,999	82,857
10. South Carolina	6	492,828	82,138
2003			
3. Tennessee	7	728,553	105,038
5. Georgia	6	552,000	92,058
6. LSU	7	641,200	90,974
7. Florida	6	531,288	90,177
8. Auburn	7	602,441	85,203
2004			
2. Tennessee	7	746,507	106,644
5. Georgia	6	556,476	92,746
6. LSU	7	638,462	91,209
7. Florida	6	530,453	88,409
2005			
2. Tennessee	6	645,558	107,593
5. Georgia	6	556,476	92,746
6. LSU	6	549,480	91,580
8. Florida	6	542,435	90,406
10. Auburn	7	589,124	84,160
2006			
3. Tennessee	7	740,521	105,789
5. Georgia	7	649,222	92,746
6. LSU	8	737,696	92,212
7. Alabama	8	737,104	92,138
9. Florida	7	632,866	90,409
2007			
4. Tennessee	7	727,426	103,918
5. Georgia	7	649,222	92,746
6. LSU	7	648,334	92,619
7. Alabama	7	644,966	92,138
8. Florida	7	633,807	90,544
10. Auburn	7	608,482	86,915
2008			
4. Tennessee	7	710,136	101,448
6. Georgia	6	556,476	92,746
7. LSU	7	739,065	92,383
8. Alabama	7	644,966	92,138
8. Florida	7	633,807	90,544
10. Auburn	7	608,482	86,915
2009			
5. Tennessee	8	793,760	99,220
6. Georgia	6	556,476	92,746
7. LSU	7	647,420	92,489
8. Alabama	7	644,084	92,012
9. Florida	7	634,446	90,635
2010			
4. Alabama	7	712,747	101,821
6. Tennessee	7	698,465	99,781
7. Georgia	6	556,476	92,746
8. LSU	7	649,023	92,718
9. Florida	7	633,579	90,511
10. Auburn	8	688,692	86,087
2011			
3. Alabama	7	712,747	101,821
6. Tennessee	8	757,136	94,642
7. LSU	6	557,210	92,868
8. Georgia	6	555,676	92,613
9. Florida	7	623,429	89,061
2012			
3. Alabama	7	712,052	101,722
6. Georgia	7	648,922	92,703
7. LSU	8	741,005	92,626
8. Tennessee	7	629,752	89,965
10. Florida	7	613,182	87,597



RECORDS AND RESULTS

ALABAMA • ARKANSAS • AUBURN • FLORIDA • GEORGIA • KENTUCKY • LSU • OLE MISS

CONFERENCE ATTENDANCE LEADERS

1981				
	TEAM	GAMES	ATTENDANCE	AVERAGE
Big Ten	10	60	3,818,728	63,645
SEC	10	61	3,846,492	63,057
Big 8	8	50	2,559,480	51,190
Pac 10	10	59	2,772,237	46,987
SWC	9	54	2,232,757	41,347
ACC	7	40	1,589,152	39,729
WAC	9	51	1,443,515	28,304

1982				
	TEAM	GAMES	ATTENDANCE	AVERAGE
Big Ten	10	59	3,935,722	66,707
SEC	10	66	4,206,507	63,735
Big 8	8	48	2,377,389	49,529
Pac 10	10	59	2,745,676	46,537
SWC	9	52	2,226,009	42,808
ACC	8	41	1,706,451	41,621
WAC	9	53	1,605,684	30,296

1983					
	TEAMS	GAMES	ATTENDANCE	PCT/CAPACITY	AVERAGE
Big Ten	10	59	3,710,931	94.1	67,471
SEC	10	65	4,214,702	98.5	64,842
Big 8	8	49	2,398,184	85.7	48,943
Pac 10	10	58	2,740,406	72.2	47,248
ACC	8	49	2,087,800	88.6	42,608
SWC	9	56	2,292,540	69.3	40,938
WAC	9	52	1,567,062	62.1	30,136

1984					
	TEAMS	GAMES	ATTENDANCE	PCT/CAPACITY	AVERAGE
Big Ten	10	58	3,943,802	94.1	67,997
SEC	10	63	4,007,351	97.0	63,609
Big 8	8	45	2,247,010	86.7	49,934
Pac 10	10	63	2,976,655	70.7	47,248
ACC	8	46	1,998,274	88.9	43,441
SWC	9	53	2,177,507	70.2	41,085
WAC	9	55	1,741,793	69.6	31,669

1985					
	TEAMS	GAMES	ATTENDANCE	PCT/CAPACITY	AVERAGE
Big Ten	10	60	4,015,693	93.9	66,928
SEC	10	63	4,017,104	95.8	63,764
Pac 10	10	56	2,665,356	72.8	47,596
Big 8	8	54	2,504,509	81.6	46,380
ACC	8	48	2,029,574	86.4	42,283
SWC	9	51	2,077,717	68.8	40,740
WAC	9	55	1,744,123	67.3	31,711

1986					
	TEAMS	GAMES	ATTENDANCE	PCT/CAPACITY	AVERAGE
Big Ten	10	61	4,006,845	92.8	65,686
SEC	10	69	4,351,832	94.3	63,070
Pac 10	10	59	2,856,910	73.0	48,422
Big 8	8	49	2,242,082	80.4	45,757
ACC	8	45	1,848,949	86.3	41,088
SWC	9	53	2,006,663	64.3	37,862
WAC	9	51	1,748,857	74.3	34,291

1987					
	TEAMS	GAMES	ATTENDANCE	PCT/CAPACITY	AVERAGE
Big Ten	10	61	3,990,524	90.7	65,418
SEC	10	64	4,117,046	94.1	64,329
Pac 10	10	57	2,866,723	73.0	50,293
Big 8	8	49	2,182,199	80.2	44,535
ACC	8	47	1,970,198	84.2	41,919
SWC	8	48	1,859,454	65.2	38,739
WAC	9	54	1,927,572	77.0	35,696

1988					
	TEAMS	GAMES	ATTENDANCE	PCT/CAPACITY	AVERAGE
SEC	10	62	3,912,241	91.3	63,101
Big Ten	10	59	3,714,231	88.2	62,953
Pac 10	10	60	3,058,637	74.4	50,977
Big 8	8	49	2,184,333	77.9	44,578
ACC	8	47	1,911,949	84.0	40,680
SWC	8	46	1,774,120	65.4	38,568
WAC	9	54	1,795,735	73.0	33,254

1989					
	TEAMS	GAMES	ATTENDANCE	PCT/CAPACITY	AVERAGE
SEC	10	63	4,123,005	94.5	65,445
Big Ten	10	59	3,492,647	83.5	59,197
Pac 10	10	60	3,006,176	71.1	50,103

Big 8	8	49	2,362,465	84.3	48,214
ACC	8	49	2,010,317	84.3	41,027
SWC	9	51	1,914,608	67.8	37,541
WAC	9	55	1,844,999	71.9	33,545

1990					
	TEAMS	GAMES	ATTENDANCE	PCT/CAPACITY	AVERAGE
SEC	10	66	4,215,400	93.3	63,870
Big Ten	10	60	3,533,504	82.6	58,892
Pac 10	10	58	2,872,173	73.7	49,520
Big 8	8	49	2,257,825	79.9	46,078
ACC	8	47	1,988,781	88.3	42,314
SWC	9	53	2,087,248	69.8	39,382
WAC	9	55	1,784,807	70.6	32,451

1991					
	TEAMS	GAMES	ATTENDANCE	PCT/CAPACITY	AVERAGE
SEC	10	61	4,063,190	95.5	66,610
Big Ten	10	61	3,674,654	83.1	60,240
Pac 10	10	59	2,851,991	70.4	48,339
Big 8	8	49	2,308,238	81.6	47,107
ACC	8	51	2,257,413	89.3	44,263
SWC	9	50	2,062,309	72.8	41,246
Big East	8	47	1,788,611	69.7	38,056
WAC	9	55	1,883,861	73.0	34,252

1992					
	TEAMS	GAMES	ATTENDANCE	PCT/CAPACITY	AVERAGE
SEC	12	76	4,844,014	93.5	63,737
Big Ten	10	60	3,600,410	82.4	60,007
Big 8	8	47	2,247,907	82.3	47,828
Pac 10	10	60	2,825,401	70.8	47,090
ACC	9	53	2,332,674	89.9	44,013
Big East	8	48	1,847,269	70.7	38,485
SWC	8	47	1,697,152	64.1	36,110
WAC	10	60	2,111,587	77.6	35,193

1993					
	TEAMS	GAMES	ATTENDANCE	PCT/CAPACITY	AVERAGE
Big Ten	11	68	4,320,397	85.9	63,535
SEC	12	78	4,897,564	91.9	62,789
Pac-10	10	57	2,731,361	69.8	47,919
Big 8	8	48	2,126,247	78.4	44,297
ACC	9	54	2,379,045	86.2	44,056
Big East	8	47	1,787,843	72.6	38,039
SWC	8	45	1,587,652	62.6	35,281

1994					
	TEAMS	GAMES	ATTENDANCE	PCT/CAPACITY	AVERAGE
Big Ten	11	67	4,452,839	89.85	66,460
SEC	12	77	4,891,615	94.45	63,527
Big 8	8	46	2,194,545	84.40	47,708
Pac-10	10	59	2,785,373	73.36	47,210
ACC	9	51	2,248,700	87.52	44,092
Big East	8	46	1,902,096	73.93	41,350
SWC	8	43	1,588,955	65.36	36,952

1995					
	TEAMS	GAMES	ATTENDANCE	PCT/CAPACITY	AVERAGE
Big Ten	11	68	4,592,499	91.4	67,537
SEC	12	76	4,827,834	93.6	63,524
Big 8	8	50	2,414,804	86.5	48,296
Pac-10	10	57	2,680,510	69.1	47,026
ACC	9	51	2,329,868	87.7	45,684
SWC	8	43	1,653,888	61.6	38,463
Big East	8	44	1,679,043	68.4	31,533

1996					
	TEAMS	GAMES	ATTENDANCE	PCT/CAPACITY	AVERAGE
Big Ten	11	64	4,321,276	91.08	67,520
SEC	12	75	4,847,380	94.24	64,632
Big 12	12	69	3,549,474	89.21	51,442
Pac 10	10	58	2,761,006	71.78	47,604
ACC	9	50	2,203,849	85.27	44,077
Big East	8	47	1,825,870	68.60	38,848
WAC	16	91	2,615,219	63.72	28,739

1997					
	TEAMS	GAMES	ATTENDANCE	PCT/CAPACITY	AVERAGE
Big Ten	11	70	4,744,211	89.8	67,774
SEC	12	76	5,005,126	91.1	65,857
Big 12	12	71	3,640,692	85.1	51,277
Pac-10	10	60	2,891,522	71.3	48,192
ACC	9	52	2,333,784	86.6	44,880
Big East	8	46	1,657,056	60.8	36,023
WAC	16	92	2,758,817	62.7	29,987

RECORDS AND RESULTS



MISSISSIPPI STATE • MISSOURI • SOUTH CAROLINA • TENNESSEE • TEXAS A&M • VANDERBILT

CONFERENCE ATTENDANCE LEADERS

1998					
SEC	TEAMS	GAMES	ATTENDANCE	PCT/CAPACITY	AVERAGE
	12	73	5,059,534	99.9	69,309
Big Ten	11	65	4,354,383	90.8	66,991
Big 12	12	71	3,661,740	83.7	51,574
Pac-10	10	60	3,024,262	75.3	50,404
ACC	9	51	2,330,879	79.2	45,704
Big East	8	48	1,914,957	71.7	39,895
WAC	16	91	2,594,194	58.8	28,508

1999					
SEC	TEAMS	GAMES	ATTENDANCE	PCT/CAPACITY	AVERAGE
	12	78	5,500,664	100.4	70,521
Big Ten	11	70	4,701,095	90.9	67,159
Big 12	12	72	3,904,491	93.8	54,229
Pac-10	10	59	2,857,994	73.4	48,441
ACC	9	51	2,298,711	85.7	45,073
Big East	8	46	1,837,478	71.6	39,945
Mountain West	8	43	1,489,527	79.7	34,640

2000					
SEC	TEAMS	GAMES	ATTENDANCE	PCT/CAPACITY	AVERAGE
	12	71	5,143,777	94.8	72,448
Big Ten	11	67	4,591,153	93.2	68,525
Big 12	12	74	3,995,338	91.2	53,991
Atlantic Coast	9	54	2,653,816	88.6	49,145
Pac-10	10	61	2,987,809	73.6	48,980
Big East	8	49	2,030,230	73.8	41,433
Mountain West	8	44	1,419,326	71.0	32,257

2001					
SEC	TEAMS	GAMES	ATTENDANCE	PCT/CAPACITY	AVERAGE
	12	77	5,554,032	97.9	72,130
Big Ten	11	66	4,640,167	92.8	70,306
Big 12	12	76	4,232,596	93.2	55,692
Atlantic Coast	9	56	2,776,904	90.4	49,588
Pac-10	10	58	2,821,866	73.2	48,653
Big East	8	49	1,943,695	71.3	39,667
Mountain West	8	45	1,441,394	72.2	32,031

2002					
SEC	TEAMS	GAMES	ATTENDANCE	PCT/CAPACITY	AVERAGE
	12	83	6,085,156	96.7	73,315
Big Ten	11	78	5,499,439	93.1	70,505
Big 12	12	79	4,593,104	97.3	56,705
Atlantic Coast	9	58	2,944,936	92.6	50,350
Pac-10	10	66	3,292,112	75.0	49,880
Big East	8	53	2,332,544	79.1	44,010
Mountain West	8	46	1,544,788	75.7	34,329

2003					
SEC	TEAMS	GAMES	ATTENDANCE	PCT/CAPACITY	AVERAGE
	12	85	6,146,890	97.1	74,059
Big Ten	11	75	5,264,867	92.0	70,198
Big 12	12	81	4,565,288	92.6	56,362
Atlantic Coast	9	58	3,012,392	90.8	51,938
Pac-10	10	62	3,199,732	77.4	51,608
Big East	8	51	2,390,358	80.3	46,870
Mountain West	8	49	1,607,660	65.0	32,809

2004					
SEC	TEAMS	GAMES	ATTENDANCE	PCT/CAPACITY	AVERAGE
	12	77	5,719,678	95.9	74,282
Big Ten	11	66	4,591,722	91.5	69,572
Big 12	12	72	4,126,492	94.9	57,312
Pac-10	10	58	3,229,666	82.5	55,684
Atlantic Coast	11	66	3,678,508	96.3	55,735
Big East	7	41	1,549,992	72.1	37,805
Mountain West	8	46	1,619,810	79.6	35,213

2005					
SEC	TEAMS	GAMES	ATTENDANCE	PCT/CAPACITY	AVERAGE
	12	77	5,751,917	97.6	74,700
Big Ten	11	69	5,007,067	93.9	72,566
Big 12	12	72	4,204,574	95.0	58,397
Atlantic Coast	12	72	3,762,511	90.7	52,257
Pac-10	10	60	3,448,759	84.9	57,479
Big East	8	46	1,812,406	83.5	39,400
Mountain West	9	48	1,693,216	78.6	35,275

2006					
SEC	TEAMS	GAMES	ATTENDANCE	PCT/CAPACITY	AVERAGE
	12	87	6,586,408	96.5	75,706
Big Ten	11	75	5,223,202	92.5	69,643
Big 12	12	83	4,894,337	94.6	58,968

Pac-10	10	64	3,604,124	87.6	56,314
Atlantic Coast	12	85	4,499,567	90.1	52,936
Big East	8	52	2,030,211	78.2	39,043
Mountain West	9	54	1,769,390	74.4	32,766

2007					
SEC	TEAMS	GAMES	ATTENDANCE	AVERAGE	CHANGE
	12	89	6,687,342	75,139	-567
Big Ten	11	76	5,408,019	71,158	1,515
Big 12	12	80	4,875,289	60,941	1,973
Pacific-10	10	66	3,825,116	57,956	1,404
Atlantic Coast	12	77	4,141,590	53,787	851
Big East	8	53	2,197,190	41,456	2,413
Mountain West	9	55	1,866,531	33,937	1,171

2008					
SEC	TEAMS	GAMES	ATTENDANCE	AVERAGE	CHANGE
	12	83	6,378,085	76,844	1,705
Big Ten	11	77	5,399,659	70,125	-1,033
Big 12	12	84	5,288,296	62,956	2,015
Pacific-10	10	65	3,727,738	57,350	-606
Atlantic Coast	12	83	4,377,168	52,737	-1,050
Independents	3	19	965,235	50,802	-976
Big East	8	52	2,243,553	43,145	1,689
Mountain West	9	56	1,793,151	32,021	-1,916
Conference-USA	12	71	1,925,391	27,118	-548
Western Athletic	9	55	1,346,134	24,475	1,461
Sun Belt	8	41	761,942	18,584	2,210
Mid-American	13	73	1,221,054	16,727	-607

2009					
SEC	TEAMS	GAMES	ATTENDANCE	AVERAGE	CHANGE
	12	86	6,560,738	76,288	-556
Big Ten	11	77	5,526,237	71,769	1,644
Big 12	12	82	5,155,739	62,875	-81
Pacific-10	10	64	3,467,899	54,186	-3,164
ACC	12	81	4,151,171	51,249	-1,488
Big East	8	53	2,374,604	44,804	1,659
Mountain West	9	55	1,826,091	33,202	1,181
Conference USA	12	73	1,941,825	26,600	-518
Western Athletic	9	53	1,205,690	22,749	-1,726
Sun Belt	9	49	806,687	16,463	-2,121
Mid-American	13	74	1,133,434	15,317	-1,410
Independents	3	19	923,915	48,627	-2,175

2010					
SEC	TEAMS	GAMES	ATTENDANCE	AVERAGE	CHANGE
	12	85	6,521,151	76,719	432
Big Ten	11	76	5,480,023	72,106	336
Big 12	12	83	5,226,903	62,975	100
Pacific-10	10	62	3,336,793	53,819	-367
Atlantic Coast	12	79	4,067,984	51,493	244
Big East	8	53	2,386,461	45,028	224
Mountain West	9	54	1,861,071	34,464	1,263
Conference USA	12	76	2,162,509	28,454	1,854
Western Athletic	9	58	1,356,797	23,393	644
Sun Belt	9	48	862,502	17,969	1,506
Mid-American	13	74	1,155,099	15,609	293
Independents	3	17	887,165	52,186	3,559

2011					
SEC	TEAMS	GAMES	ATTENDANCE	AVERAGE	CHANGE
	12	84	6,369,898	75,832	-887
Big Ten	12	85	6,072,276	71,439	-667
Big 12	10	66	4,175,464	63,265	290
Pac 12	12	76	3,970,939	52,249	-1,570
Atlantic Coast	12	83	4,266,723	51,406	-87
Big East	8	55	2,407,109	43,766	-1,262
Mountain West	8	49	1,422,734	29,035	-5,429
Conference USA	12	70	1,855,609	26,509	-1,945
Western Athletic	8	47	959,117	20,407	-2,986
Sun Belt	9	51	978,824	19,193	1,224
Mid-American	13	79	1,345,570	17,033	1,423
Independent	4	22	1,212,962	55,135	2,948

2012					
SEC	TEAMS	GAMES	ATTENDANCE	AVERAGE	CHANGE
	#14	99	7,478,304	75,538	-294
Big Ten	12	84	5,883,372	70,040	-1,398
Big 12	10	66	3,894,266	59,004	-4,261
Pac-12	12	79	4,240,632	53,679	1,430
Atlantic Coast	12	80	3,992,779	49,910	-1,497
Big East	8	49	1,920,052	39,185	-4,581
Mountain West	10	63	1,630,930	25,888	-3,148
Conference USA	12	76	1,948,544	25,639	-870
Sun Belt	9	51	*1,008,084	19,766	574
Western Athletic	5	29	488,486	16,844	-3,562
Mid-American	12	71	1,102,346	15,526	-1,507



RECORDS AND RESULTS

ALABAMA • ARKANSAS • AUBURN • FLORIDA • GEORGIA • KENTUCKY • LSU • OLE MISS

SOUTHEASTERN CONFERENCE INDIVIDUAL RECORDS

TOTAL OFFENSE PLAYS

GAME:				
1.	78	Whit Taylor, Vanderbilt vs. Georgia (20 rushes, 58 passes)	1982	
2.	74	Tim Couch, Kentucky vs. LSU (8 rushes, 66 passes)	1997	
	74	Dusty Bonner, Kentucky vs. Louisville (12 rushes, 62 passes)	1999	
4.	73	Eric Zeier, Georgia vs. Florida (8 rushes, 65 passes)	1993	
	73	Tim Couch, Kentucky vs. Arkansas (6 rushes, 67 passes)	1998	
	73	Johnny Manziel, Texas A&M vs. LSU (17 rushes, 56 pass)	2012	
7.	72	André Woodson, Kentucky vs. Tennessee (10 rushes, 62 passes)	2007	
8.	71	Dusty Bonner, Kentucky vs. Tennessee (21 rushes, 50 passes)	1999	
9.	70	Peyton Manning, Tennessee vs. Florida (5 rushes, 65 passes)	1996	
10.	69	Archie Manning, Ole Miss vs. Southern Miss (13 rushes, 56 passes)	1969	

SEASON:			
1.	635	Jared Lorenzen, Kentucky (76 rushes, 559 passes)	2000
	635	Johnny Manziel, Texas A&M (201 rushes, 434 passes)	2012
3.	617	Tim Couch, Kentucky (64 rushes, 553 passes)	1998
4.	613	Tim Couch, Kentucky (66 rushes, 547 passes)	1997
5.	587	André Woodson, Kentucky (69 rushes, 518 passes)	2007
6.	576	Dusty Bonner, Kentucky (111 rushes, 465 passes)	1999
7.	568	Jay Cutler, Vanderbilt (106 rushes, 462 passes)	2005
8.	561	Rex Grossman, Florida (58 rushes, 501 passes)	2002
9.	560	Tim Tebow, Florida (210 rushes, 350 passes)	2007
10.	559	Whit Taylor, Vanderbilt (153 rushes, 406 passes)	1982

CAREER:			
1.	1,793	Jared Lorenzen, Kentucky (279 rushes, 1,574 passes)	2000-03
2.	1,769	Chris Leak, Florida (311 rushes, 1,458 passes)	2003-06
3.	1,695	Jay Cutler, Vanderbilt (453 rushes, 1,242 passes)	2002-05
4.	1,687	Tim Tebow, Florida (692 rushes, 995 passes)	2006-09
5.	1,644	David Greene, Georgia (204 rushes, 1,440 passes)	2001-04
6.	1,560	Eric Zeier, Georgia (158 rushes, 1,402 passes)	1991-94
7.	1,534	Peyton Manning, Tennessee (153 rushes, 1,381 passes)	1994-97
8.	1,510	André Woodson, Kentucky (232 rushes, 1,278 passes)	2004-07
9.	1,499	Casey Clausen, Tennessee (229 rushes, 1,270 passes)	2000-03
10.	1,491	Eli Manning, Ole Miss (128 rushes, 1,363 passes)	2000-03

YARDS GAINED

GAME:			
1.	576	Johnny Manziel, Texas A&M vs. Louisiana Tech (181 rushing, 395 passing)	2012
2.	557	Johnny Manziel, Texas A&M vs. Arkansas (104 rushing, 453 passing)	2012
3.	540	Archie Manning, Ole Miss vs. Alabama (104 rushing, 436 passing)	1969
	540	Rohan Davey, LSU vs. Alabama (12 rushing, 528 passing)	2001
5.	533	Tim Tebow, Florida vs. Cincinnati (51 rushing, 482 passing)	2009
6.	527	Eric Zeier, Georgia vs. Southern Miss (-17 rushing, 544 passing)	1993
7.	525	Jared Lorenzen, Kentucky vs. Georgia (-3 rushing, 528 passing)	2000
8.	521	Whit Taylor, Vanderbilt vs. Tennessee (57 rushing, 464 passing)	1981
9.	517	Chris Nickson, Vanderbilt vs. Kentucky (71 rushing, 446 passing)	2006
10.	516	Johnny Manziel, Texas A&M vs. Oklahoma (29 rushing, 287 passing)	2012
11.	512	Steve Taneyhill, So. Caro. vs. Miss. State (39 rushing, 473 passing)	1995
12.	508	Peyton Manning, Tennessee vs. Kentucky (-15 rushing, 523 passing)	1997
13.	498	Tim Couch, Kentucky vs. Louisville (0 rushing, 498 passing)	1998
14.	494	Eric Zeier, Georgia vs. South Carolina (9 rushing, 485 passing)	1994
15.	492	Tim Couch, Kentucky vs. Vanderbilt (0 rushing, 492 passing)	1998
16.	485	Jared Lorenzen, Kentucky vs. Vanderbilt (32 rushing, 453 passing)	2001
17.	481	Tyler Wilson vs. Texas A&M (-29 rushing, 510 passing)	2011
18.	475	Peyton Manning, Tennessee vs. Florida (-17 rushing, 492 passing)	1996
19.	475	Tim Couch, Kentucky vs. Tennessee (-1 rushing, 476 passing)	1997
20.	468	Derrick Taite, Miss. State vs. Tulane (2 rushing, 466 passing)	1994

SEASON:			
1.	5,116	Johnny Manziel, Texas A&M (1,410 rushing, 3,706 passing)	2012
2.	4,327	Cam Newton, Auburn (1,473 rushing, 2,854 passing)	2010
3.	4,181	Tim Tebow, Florida (895 rushing, 3,286 passing)	2007
4.	4,151	Tim Couch, Kentucky (-124 rushing, 4,275 passing)	1998
5.	3,904	Rex Grossman, Florida (8 rushing, 3,896 passing)	2001
6.	3,827	Jared Lorenzen, Kentucky (140 rushing, 3,687 passing)	2000
7.	3,825	Aaron Murray, Georgia (-68 rushing, 3,893 passing)	2012
8.	3,795	Ryan Mallett, Arkansas (-74 rushing, 3,869 passing)	2010
9.	3,789	Peyton Manning, Tennessee (-30 rushing, 3,819 passing)	1997
10.	3,759	Tim Couch, Kentucky (-125 rushing, 3,884 passing)	1997
11.	3,635	Tyler Wilson (-3 rushing, 3,638 passing)	2011
12.	3,595	Ryan Mallett, Arkansas (-29 rushing, 3,624 passing)	2009
13.	3,572	Eli Manning, Ole Miss (-28 rushing, 3,600 passing)	2003
14.	3,525	Danny Wuerffel, Florida (-100 rushing, 3,625 passing)	1996
15.	3,516	André Woodson, Kentucky (-193 rushing, 3,709 passing)	2007
16.	3,499	Matthew Stafford, Georgia (40 rushing, 3,459 passing)	2008
17.	3,490	Erik Ainge, Tennessee (-32 rushing, 3,522 passing)	2007
18.	3,482	Eric Zeier, Georgia (-43 rushing, 3,525 passing)	1993
19.	3,457	Eric Zeier, Georgia (61 rushing, 3,396 passing)	1994
20.	3,419	Tim Tebow, Florida (673 rushing, 2,746 passing)	2008

CAREER:			
1.	12,232	Tim Tebow, Florida (2,947 rushing, 9,285 passing)	2006-09
2.	11,380	Chris Leak, Florida (137 rushing, 11,213 passing, 30 receiving)	2003-06
3.	11,270	David Greene, Georgia (-258 rushing, 11,528 passing)	2001-04
4.	11,020	Peyton Manning, Tennessee (-181 rushing, 11,201 passing)	1994-97
5.	10,841	Eric Zeier, Georgia (-312 rushing, 11,153 passing)	1991-94
6.	10,637	Jared Lorenzen, Kentucky (279 rushing, 10,354 passing)	2000-03

7.	10,500	Danny Wuerffel, Florida (-375 rushing, 10,875 passing)	1993-96
8.	9,989	Eli Manning, Ole Miss (-130 rushing, 10,119 passing)	2000-03
9.	9,953	Jay Cutler, Vanderbilt (1,256 rushing, 8,697 passing)	2002-05
10.	9,577	Casey Clausen, Tennessee (-130 rushing, 9,707 passing)	2000-03
11.	9,241	Shane Matthews, Florida (-46 rushing, 9,287 passing)	1989-92
12.	9,031	Rex Grossman, Florida (-133 rushing, 8,898 passing)	2000-02
13.	8,938	Tommy Hodson, LSU (-177 rushing, 9,115 passing)	1986-89
14.	8,870	André Woodson, Kentucky (-490 rushing, 9,360 passing)	2004-07
15.	8,473	Erik Ainge, Tennessee (-227 rushing, 8,700 passing)	2004-07

YARDS PER GAME

SEASON:			
1.	393.5	Johnny Manziel, Texas A&M (1,410 rushing, 3,706 passing, 13 games)	2012
2.	377.4	Tim Couch, Kentucky (-124 rush, 4,275 pass, 11 games)	1998
3.	354.2	Rex Grossman, Florida (8 rush, 3,896 pass, 11 games)	2001
4.	347.9	Jared Lorenzen, Kentucky (140 rush, 3,687 pass, 11 games)	2000
5.	341.7	Tim Couch, Kentucky (-125 rush, 3,884 pass, 11 games)	1997
6.	321.6	Tim Tebow, Florida (895 rushing, 3,286 passing, 13 games)	2007
7.	316.6	Eric Zeier, Georgia (-43 rush, 3,525 pass, 11 games)	1993
8.	315.8	Peyton Manning, Tennessee (-30 rush, 3,819 pass, 12 games)	1997
9.	314.3	Eric Zeier, Georgia (61 rush, 3,397 pass, 11 games)	1994
10.	309.1	Cam Newton, Auburn (1,473 rush, 2,854 pass, 14 games)	2010

CAREER:			
1.	284.2	Ryan Mallett, Arkansas (7,393 in 26 games)	2009-10
2.	281.4	Tim Couch, Kentucky (8,160 yards in 29 games)	1996-98
3.	264.0	Shane Matthews, Florida (9,241 yards in 35 games)	1989-92
4.	258.0	Rex Grossman, Florida (9,031 yards in 35 games)	2000-02
5.	250.5	Peyton Manning, Tennessee (11,020 yards in 44 games)	1994-97
6.	247.4	Jared Lorenzen, Kentucky (10,637 yards in 43 games)	2000-03
7.	246.4	Eric Zeier, Georgia (10,841 yards in 44 games)	1991-94
8.	243.2	Quincy Carter, Georgia (10,953 in 29 games)	1998-00
9.	232.2	Eli Manning, Ole Miss (9,989 in 43 games)	2000-03
10.	228.3	Danny Wuerffel, Florida (10,500 yards in 46 games)	1993-96

YARDS PER PLAY

GAME: (Min. 10 plays)			
1.	21.4	Eagle Day, Ole Miss vs. Villanova (10 for 214)	1954
2.	19.9	Parker Hall, Ole Miss vs. Sewanee (10 for 199)	1938

GAME: (Min. 20 plays)			
1.	16.10	Jay Cutler, Vanderbilt vs. Furman (20 for 322)	2002
2.	15.55	Matt Mauck, LSU vs. Louisiana Tech (20 for 311)	2003
3.	15.25	Ryan Mallett, Arkansas vs. Georgia (27 for 412)	2009
4.	15.00	Jason Campbell, Auburn vs. Arkansas (20 for 300)	2004
5.	14.59	JaMarcus Russell, LSU vs. Mississippi State (22 for 321)	2006
6.	14.54	Ryan Mallett, Arkansas vs. Mississippi State (22 for 312)	2009
7.	14.18	Derrick Taite, Mississippi State vs. Tulane (33 for 468)	1994
8.	14.15	Eli Manning, Ole Miss vs. Arkansas State (20 for 283)	2002
9.	14.03	Rex Grossman, Florida vs. LSU (33 for 463)	2001
10.	14.00	Chris Leak, Florida vs. Middle Tennessee State (23 for 322)	2004
11.	13.78	Ryan Mallett, Arkansas vs. Troy (28 for 386)	2009
12.	13.52	Tim Tebow, Florida vs. Western Kentucky (25 for 338)	2007
13.	13.17	Eric Zeier, Georgia vs. Texas Tech (23 for 303)	1993

GAME: (Min. 40 plays)			
1.	11.9	Tim Couch, Kentucky vs. Louisville (42 for 498)	1998
2.	11.54	Jared Lorenzen, Kentucky vs. Vanderbilt (42 for 485)	2001
3.	11.49	Rohan Davey, LSU vs. Alabama (47 for 540)	2001
4.	10.8	Eric Zeier, Georgia vs. Southern Miss. (49 for 527)	1993
5.	10.3	Mike Bobo, Georgia vs. Georgia Tech (41 for 421)	1997
6.	10.1	Dameyune Craig, Auburn vs. Louisiana Tech (40 for 405)	1997
7.	10.0	Steve Taneyhill, South Carolina vs. Miss. State (51 for 512)	1995
8.	9.9	Rex Grossman, Florida vs. Georgia (42 for 416)	2001
9.	9.8	Chris Nickson, Vanderbilt vs. Kentucky (53 for 517)	2006
10.	9.7	Cam Newton, Auburn vs. South Carolina (42 for 408)	2010

GAME: (Min. 50 plays)			
1.	10.7	Johnny Manziel, Texas A&M vs. Arkansas (52 for 557)	2012
2.	10.1	Johnny Manziel, Texas A&M vs. Oklahoma (51 for 576)	2012
3.	10.0	Steve Taneyhill, South Carolina vs. Miss. State (51 for 512)	1995
4.	9.8	Chris Nickson, Vanderbilt vs. Kentucky (53 for 517)	2006
	9.8	Johnny Manziel, Texas A&M vs. Louisiana Tech (59 for 576)	2012
5.	9.2	Eric Zeier, Georgia vs. South Carolina (54 for 494)	1994
6.	8.63	Tim Couch, Kentucky vs. Vanderbilt (57 for 492)	1998
7.	8.60	André Woodson, Kentucky vs. Vanderbilt (52 for 447)	2006
8.	8.5	Jared Lorenzen, Kentucky vs. Georgia (62 for 525)	2000
9.	8.47	Jeremiah Masoli, Ole Miss vs. Arkansas (51 for 432 yards)	2010
10.	8.43	Tyler Wilson, Arkansas vs. Texas A&M (57 for 481)	2011

SEASON: (Min. 300 plays)			
1.	9.10	Rex Grossman, Florida (429 for 3,904)	2001
2.	8.60	Aaron Murray, Georgia (445 for 3,825)	2012
3.	8.57	Pat Sullivan, Auburn (333 for 2,856)	1970
4.	8.42	Danny Wuerffel, Florida (371 for 3,125)	1995
5.	8.34	Ryan Mallett, Arkansas (455 for 3,795)	2010
6.	8.33	Danny Wuerffel, Florida (423 for 3,525)	1996
7.	8.32	Jason Campbell, Auburn (328 for 2,730)	2004
8.	8.30	JaMarcus Russell, LSU (394 for 3,271)	2006
9.	8.27	Rohan Davey, LSU (405 for 3,351)	2001
10.	8.10	Johnny Manziel, Texas A&M (635 for 5,116)	2012

Note: Active student-athletes for 2010 season are in Bold.

RECORDS AND RESULTS



MISSISSIPPI STATE • MISSOURI • SOUTH CAROLINA • TENNESSEE • TEXAS A&M • VANDERBILT

CAREER: (Min. 900 plays)

1.	8.04	Ryan Mallett, Arkansas (919 for 7,390)	2009-10
2.	7.75	Danny Wuerffel, Florida (1,355 for 10,500)	1993-96
3.	7.38	Matt Jones, Arkansas (1,137 for 8,392)	2001-04
4.	7.35	Rex Grossman, Florida (1,229 for 9,031)	2000-02
5.	7.30	Tyler Wilson, Arkansas (1,058 for 3,394)	2008-12
6.	7.25	Tim Tebow, Florida (1,687 for 12,232)	2006-09
7.	7.18	Peyton Manning, Tennessee (1,534 for 11,020)	1994-97
8.	7.16	JaMarcus Russell, LSU (936 for 6,704)	2004-06
9.	7.04	Matthew Stafford, Georgia (1,128 for 7,944)	2006-08
10.	7.03	Pat Sullivan, Auburn (974 for 6,844)	1969-71
11.	6.95	Eric Zeier, Georgia (1,560 for 10,841)	1991-94
12.	6.89	Jason Campbell, Auburn (1,103 for 7,606)	2001-04
13.	6.86	David Greene, Georgia (1,644 for 11,270)	2001-04
14.	6.72	Doug Johnson, Florida (1,007 for 6,765)	1996-99
15.	6.70	Eli Manning, Ole Miss (1,491 for 9,989)	2000-03
16.	6.615	Shane Matthews, Florida (1,397 for 9,241)	1989-92
17.	6.614	Herb Tyler, LSU (1,006 for 6,654)	1995-98
18.	6.56	Erik Ainge, Tennessee (1,292 for 8,473)	2004-07
19.	6.54	Andy Kelly, Tennessee (982 for 6,427)	1988-91
20.	6.389	Casey Clausen, Tennessee (1,499 for 9,577)	2000-03

TOUCHDOWN RESPONSIBILITY

GAME:

1.	7	Showboat Boykin, Ole Miss vs. Miss. State (all rushing)	1951
	7	Terry Dean, Florida vs. New Mexico State (all passing)	1994
	7	Danny Wuerffel, Florida vs. Tennessee (1 rushing, 6 passing)	1995
	7	Doug Johnson, Florida vs. Central Michigan (all passing)	1997
	7	Tim Couch, Kentucky vs. Northeast Louisiana (1 rushing, 6 passing)	1997
	7	Tim Couch, Kentucky vs. Indiana (all passing)	1997
	7	Tim Couch, Kentucky vs. Louisville (all passing)	1998
	7	Tim Tebow, Florida vs. South Carolina (5 rushing, 2 passing)	2007
	7	Erik Ainge, Tennessee vs. Kentucky (all passing)	2007
10.	6	by 15 players [Latest: Cam Newton, Auburn vs. South Carolina, 2010]	

SEASON:

1.	55	Tim Tebow, Florida (23 rushing, 32 passing)	2007
2.	51	Cam Newton, Auburn (20 rushing, 30 passing, 1 receiving)	2010
3.	47	Johnny Manziel, Texas A&M (21 rushing, 26 passing)	2012
4.	43	André Woodson, Kentucky (3 rushing, 40 passing)	2007
5.	42	Tim Tebow, Florida (12 rushing, 30 passing)	2008
6.	41	Danny Wuerffel, Florida (2 rushing, 39 passing)	1996
7.	40	Tim Couch, Kentucky (3 rushing, 37 passing)	1997
8.	39	Peyton Manning, Tennessee (3 rushing, 36 passing)	1997
	39	Rex Grossman, Florida (5 rushing, 34 passing)	2001
	39	Aaron Murray, Georgia (3 rushing, 36 passing)	2012
11.	37	Danny Wuerffel, Florida (2 rushing, 35 passing)	1995
	37	Tim Couch, Kentucky (1 rushing, 36 passing)	1998
	37	Aaron Murray, Georgia (35 passing, 2 receiving)	2011
14.	36	Ryan Mallett, Arkansas (4 rushing, 32 passing)	2010
15.	35	Tim Tebow, Florida (14 rushing, 21 passing)	2009
16.	32	Eli Manning, Ole Miss (3 rushing, 29 passing)	2003
	32	André Woodson, Kentucky (1 rushing, 31 passing)	2006
	32	Ryan Mallett, Arkansas (2 rushing, 30 passing)	2009
19.	31	Eli Manning, Ole Miss (all passing)	2001
	31	Chris Leak, Florida (2 rushing, 29 passing)	2004
	31	Erik Ainge, Tennessee (all passing)	2007
	31	AJ McCarron, Alabama (30 passing, 1 rushing)	2012

CAREER:

1.	145	Tim Tebow, Florida (57 rushing, 88 passing)	2006-09
2.	122	Danny Wuerffel, Florida (8 rushing, 114 passing)	1993-96
3.	101	Peyton Manning, Tennessee (12 rushing, 89 passing)	1994-97
	101	Chris Leak, Florida (13 rushing, 88 passing)	2003-06
5.	90	Jared Lorenzen, Kentucky (12 rushing, 78 passing)	2000-03
6.	86	Eli Manning, Ole Miss (5 rushing, 81 passing)	2000-03
7.	84	André Woodson, Kentucky (5 rushing, 79 passing)	2004-07
8.	83	Rex Grossman, Florida (6 rushing, 77 passing)	2000-02
9.	82	Shane Matthews, Florida (7 rushing, 74 passing, 1 receiving)	1989-92
10.	81	Casey Clausen, Tennessee (6 rushing, 75 passing)	2000-03
11.	78	Tim Couch, Kentucky (4 rushing, 74 passing)	1996-98
12.	77	David Greene, Georgia (5 rushing, 72 passing)	2001-04
13.	76	Jay Cutler, Vanderbilt (17 rushing, 59 passing)	2002-05
14.	73	Erik Ainge, Tennessee (all passing)	2004-07
15.	71	Pat Sullivan, Auburn (18 rushing, 53 passing)	1969-71
	71	Tommy Hodson, LSU (2 rushing, 69 passing)	1986-89
	71	Eric Zeier, Georgia (4 rushing, 67 passing)	1991-94
18.	68	Ryan Mallett, Arkansas (6 rushing, 62 passing)	2009-10
19.	65	Doug Johnson, Florida (2 rushing, 62 passing, 1 receiving)	1996-99
20.	64	Steve Taneyhill, South Carolina (3 rushing, 61 passing)	1992-95

RUSHING MOST RUSHES

GAME:

1.	47	Herschel Walker, Georgia vs. Florida (192 yards)	1981
2.	45	Madre Hill, Arkansas vs. Auburn (186 yards)	1995
3.	43	Charles Alexander, LSU vs. Wyoming (231 yards)	1977
	43	Herschel Walker, Georgia vs. South Carolina (219 yards)	1980
5.	42	Johnny Musso, Alabama vs. Auburn (221 yards)	1970
	42	Brandon Holmes, Arkansas vs. LSU (143 yards)	2000
7.	41	Derick Logan, Kentucky vs. Georgia (140 yards)	1996
	41	Derick Logan, Kentucky vs. Miss. State (186 yards)	1996

41	—	Charles Alexander, LSU vs. Tulane (199 yards)	1977
41	—	Herschel Walker, Georgia vs. Ole Miss (265 yards)	1981
41	—	Johnnie Jones, Tennessee vs. Rutgers (234 yards)	1983
41	—	Erric Rhett, Florida vs. Georgia (183 yards)	1993
41	—	Travis Stephens, Tennessee vs. Arkansas (206 yards)	2001
41	—	Carnell Williams, Auburn vs. Georgia (167 yards)	2001

SEASON:

1.	385	Herschel Walker, Georgia (1,891 yards)	1981
2.	335	Herschel Walker, Georgia (1,752 yards)	1982
3.	325	Darren McFadden, Arkansas (1,830 yards)	2007
4.	324	Rudi Johnson, Auburn (1,567 yards)	2000
5.	311	Charles Alexander, LSU (1,686 yards)	1977
6.	307	Madre Hill, Arkansas (1,387 yards)	1995
7.	302	Shaun Alexander, Alabama (1,383 yards)	1999
8.	294	Moe Williams, Kentucky (1,600 yards)	1995
9.	291	Sherman Williams, Alabama (1,341 yards)	1994
291	—	Travis Stephens, Tennessee (1,464 yards)	2001

CAREER:

1.	994*	Herschel Walker, Georgia (5,259 yards)	1980-82
2.	910	Anthony Dixon, Miss. State (3,994 yards)	2006-99
3.	882	Dalton Hilliard, LSU (4,050 yards)	1982-85
4.	873	Erric Rhett, Florida (4,163 yards)	1990-93
5.	856	Kevin Faulk, LSU (4,557 yards)	1995-98
6.	855	Charles Alexander, LSU (4,035 yards)	1975-78
7.	785	Darren McFadden, Arkansas (4,590 yards)	2005-07
8.	777	Sonny Collins, Kentucky (3,835 yards)	1972-75
9.	741	Carnell Williams, Auburn (3,831 yards)	2001-04
10.	727	Shaun Alexander, Alabama (3,565 yards)	1996-99

*—NCAA record for three years

RUSHES PER GAME

SEASON:

1.	35.0	Herschel Walker, Georgia (385 in 11 games)	1981
2.	30.4	Herschel Walker, Georgia (335 in 11 games)	1982
3.	28.3	Charles Alexander, LSU (311 in 11 games)	1977
4.	27.5	Shaun Alexander, Alabama (302 in 11 games)	1999
5.	27.0	Rudi Johnson, Auburn (324 in 12 games)	2000
6.	26.7	Moe Williams, Kentucky (294 in 11 games)	1995
7.	26.1	Willie McClendon, Georgia (287 in 11 games)	1978
8.	25.8	Emmitt Smith, Florida (284 in 11 games)	1989
9.	25.6	Madre Hill, Arkansas (307 in 12 games)	1995
10.	25.5	Charles Alexander, LSU (281 in 11 games)	1978

CAREER:

1.	30.1	Herschel Walker, Georgia (994 in 33 games)	1980-82
2.	22.5	Emmitt Smith, Florida (700 in 31 games)	1987-89
3.	20.9	Kevin Faulk, LSU (856 in 41 games)	1995-98
4.	20.7	Darren McFadden, Arkansas (725 in 38 games)	2005-07
5.	20.0	Dalton Hilliard, LSU (882 in 44 games)	1982-85
6.	19.74	Kenny Irons, Auburn (454 in 23 games)	2005-06
7.	19.70	James Johnson, Miss. State (453 in 23 games)	1997-98
8.	19.4	Charles Alexander, LSU (855 in 44 games)	1975-78
9.	19.2	Knowshon Moreno, Georgia (498 in 26 games)	2007-08
10.	19.1	Johnny Musso, Alabama (574 in 30 games)	1969-71
19.1	—	Marcus Lattimore, South Carolina (555 in 29 games)	2010-12

YARDS GAINED

GAME:

1.	321	Frank Mordica, Vanderbilt vs. Air Force (22 rushes)	1978
	321	Darren McFadden, Arkansas vs. South Carolina (34 rushes)	2007
3.	316	Emmitt Smith, Florida vs. New Mexico (31 rushes)	1989
4.	307	Curtis Kuykendall, Auburn vs. Miami (33 rushes)	1944
5.	299	Moe Williams, Kentucky vs. South Carolina (40 rushes)	1995
6.	294	Chuck Webb, Tennessee vs. Ole Miss (35 rushes)	1989
7.	291	Shaun Alexander, Alabama vs. LSU (20 rushes)	1996
8.	290	Bo Jackson, Auburn vs. SW Louisiana (23 rushes)	1985
9.	284	Bobby Humphrey, Alabama vs. Miss. State (30 rushes)	1986
10.	283	Herschel Walker, Georgia vs. Vanderbilt (22 rushes)	1980
11.	282	Dexter McCluster, Ole Miss vs. Tennessee (25 rushes)	2009
12.	272	Moe Williams, Kentucky vs. Cincinnati (40 rushes)	1995
13.	267	Bob Davis, Kentucky vs. Washington & Lee	1937
14.	265	Herschel Walker, Georgia vs. Ole Miss (41 rushes)	1981
15.	256	Bo Jackson, Auburn vs. Alabama (20 rushes)	1983
16.	252	Anthony Dixon, Miss. State vs. Kentucky (33 rushes)	2009
17.	250	Joe Cribbs, Auburn vs. Georgia (34 rushes)	1978
	250	Atley Broussard, LSU vs. Ole Miss (26 rushes)	2004
19.	249	Rudi Johnson, Auburn vs. Louisiana Tech (33 rushes)	2000
20.	248	Johnnie Jones, Tennessee vs. Vanderbilt (30 rushes)	1983
248	—	Tony Thompson, Tennessee vs. Miss. State (22 rushes)	1990

SEASON:

1.	1,891	Herschel Walker, Georgia (385 rushes)	1981
2.	1,830	Darren McFadden, Arkansas (325 rushes)	2007
3.	1,786	Bo Jackson, Auburn (278 rushes)	1985
4.	1,752	Herschel Walker, Georgia (335 rushes)	1982
5.	1,686	Charles Alexander, LSU (311 rushes)	1977
6.	1,679	Trent Richardson, Alabama (283 rushes)	2011
7.	1,658	Mark Ingram, Alabama (271 rushes)	2009
8.	1,647	Darren McFadden, Arkansas (284 rushes)	2006
9.	1,616	Herschel Walker, Georgia (274 rushes)	1980
10.	1,600	Moe Williams, Kentucky (294 rushes)	1995
11.	1,599	Emmitt Smith, Florida (284 rushes)	1989
12.	1,567	Rudi Johnson, Auburn (324 rushes)	2000



RECORDS AND RESULTS

ALABAMA • ARKANSAS • AUBURN • FLORIDA • GEORGIA • KENTUCKY • LSU • OLE MISS

13. 1,547—	Garrison Hearst, Georgia (228 rushes)	1992
14. 1,473—	Cam Newton, Auburn (264 rushes)	2010
15. 1,471—	Bobby Humphrey, Alabama (236 rushes)	1986
16. 1,464—	Travis Stephens, Tennessee (291 rushes)	2001
17. 1,438—	Jay Graham, Tennessee (272 rushes)	1995
18. 1,414—	Artose Pinner, Kentucky (283 rushes)	2002
19. 1,410—	Johnny Manziel, Texas A&M (201 rushes)	2012
20. 1,400—	Knowshon Moreno, Georgia (250 rushes)	2008

CAREER:

1. *5,259—	Herschel Walker, Georgia (33 games)	1980-82
2. 4,590—	Darren McFadden, Arkansas (38 games)	2005-07
3. 4,557—	Kevin Faulk, LSU (41 games)	1995-98
4. 4,303—	Bo Jackson, Auburn (38 games)	1982-85
5. 4,163—	Errict Rheett, Florida (48 games)	1990-93
6. 4,050—	Dalton Hilliard, LSU (44 games)	1982-85
7. 4,035—	Charles Alexander, LSU (44 games)	1975-78
8. 3,994—	Anthony Dixon, Miss. State (47 games)	2006-09
9. 3,928—	Emmitt Smith, Florida (31 games)	1987-89
10. 3,835—	Sonny Collins, Kentucky (41 games)	1972-75
11. 3,831—	Carnell Williams, Auburn (42 games)	2001-04
12. 3,565—	Shaun Alexander, Alabama (42 games)	1996-99
13. 3,523—	James Brooks, Auburn (38 games)	1977-80
14. 3,420—	Bobby Humphrey, Alabama (35 games)	1985-88
15. 3,368—	Joe Cribbs, Auburn (38 games)	1976-79
16. 3,333—	Moe Williams, Kentucky (33 games)	1993-95
17. 3,261—	Mark Ingram, Alabama (39 games)	2008-10
18. 3,324—	Kenneth Darby, Alabama (47 games)	2003-06
19. 3,321—	Ben Tate, Auburn (47 games)	2006-09
20. 3,234—	Neal Anderson, Florida (44 games)	1982-85

*—NCAA record for three years

YARDS PER GAME

SEASON:

1. 171.9—	Herschel Walker, Georgia (1,891 in 11 games)	1981
2. 162.4—	Bo Jackson, Auburn (1,786 in 11 games)	1985
3. 159.3—	Herschel Walker, Georgia (1,752 in 11 games)	1982
4. 153.3—	Charles Alexander, LSU (1,686 in 11 games)	1977
5. 146.9—	Herschel Walker, Georgia (1,616 in 11 games)	1980
6. 145.5—	Moe Williams, Kentucky (1,600 in 11 games)	1995
7. 145.4—	Emmitt Smith, Florida (1,599 in 11 games)	1989
8. 140.8—	Darren McFadden, Arkansas (1,830 in 13 games)	2007
9. 140.6—	Garrison Hearst, Georgia (1,547 in 11 games)	1992
10. 131.2—	Johnny Dattley, Ole Miss (1,312 in 10 games)	1949
11. 130.7—	Jay Graham, Tennessee (1,438 in 11 games)	1995
12. 130.6—	Rudi Johnson, Auburn (1,567 in 12 games)	2000
13. 129.2—	Trent Richardson, Alabama (1,679 in 12 games)	2011
14. 127.1—	Kevin Faulk, LSU (1,144 in 9 games)	1997
15. 126.5—	Anthony Dixon, Miss. State (1,391 in 11 games)	2009
16. 126.5—	Brent Fullwood, Auburn (1,391 in 11 games)	1986
17. 125.7—	Shaun Alexander, Alabama (1,383 in 11 games)	1999
18. 124.0—	Duce Staley, South Carolina (1,116 in 9 games)	1996
19. 123.6—	Chuck Webb, Tennessee (1,236 in 10 games)	1989
20. 122.6—	Bobby Humphrey, Alabama (1,471 in 12 games)	1986

CAREER:

1. 159.4—	Herschel Walker, Georgia (5,259 in 33 games)	1980-82
2. 126.7—	Emmitt Smith, Florida (3,928 in 31 games)	1987-89
3. 120.8—	Darren McFadden, Arkansas (4,590 in 38 games)	2005-07
4. 113.2—	Bo Jackson, Auburn (4,303 in 38 games)	1982-85
5. 111.2—	Kevin Faulk, LSU (4,557 in 41 games)	1995-98
6. 106.6—	James Johnson, Miss. State (2,452 in 23 games)	1997-98
7. 105.1—	Knowshon Moreno, Georgia (2,734 in 26 games)	2007-08
8. 103.0—	Jamal Lewis, Tennessee (2,677 in 26 games)	1997-99
9. 101.0—	Moe Williams, Kentucky (3,333 in 33 games)	1993-95
10. 97.9—	Garrison Hearst, Georgia (3,232 in 33 games)	1990-92

YARDS PER RUSH

GAME: (Min. 40 rushes)

1. 7.48—	Moe Williams, Kentucky vs. South Carolina (299 on 40)	1995
2. 6.80—	Moe Williams, Kentucky vs. Cincinnati (272 on 40)	1995
3. 6.46—	Herschel Walker, Georgia vs. Ole Miss (265 on 41)	1981
4. 5.70—	Johnnie Jones, Tennessee vs. Rutgers (234 on 41)	1983
5. 5.40—	Johnny Dattley, Ole Miss vs. Miss. State (216 on 40)	1949
6. 5.37—	Charles Alexander, LSU vs. Wyoming (231 on 43)	1977
7. 5.30—	Marcus Lattimore, South Carolina vs. Florida (212 on 40)	2010
8. 5.26—	Johnny Musso, Alabama vs. Auburn (221 on 42)	1970

GAME: (Min. 30 rushes)

1. 10.19—	Emmitt Smith, Florida vs. New Mexico (316 on 31)	1989
2. 9.47—	Bobby Humphrey, Alabama vs. Miss. State (284 on 30)	1986
3. 9.44—	Darren McFadden, Arkansas vs. South Carolina (321 on 34)	2007
4. 9.30—	Curtis Kuykendall, Auburn vs. Miami (307 on 33)	1944
5. 8.40—	Chuck Webb, Tennessee vs. Ole Miss (294 on 35)	1989
6. 8.27—	Johnnie Jones, Tennessee vs. Vanderbilt (248 on 30)	1983

GAME: (Min. 20 rushes)

1. 14.58—	Frank Mordica, Vanderbilt vs. Air Force (321 on 22)	1978
2. 14.55—	Shaun Alexander, Alabama vs. LSU (246 on 21)	1996
3. 12.86—	Herschel Walker, Georgia vs. Vanderbilt (283 on 22)	1980
4. 12.80—	Bo Jackson, Auburn vs. Alabama (256 on 20)	1983
5. 12.61—	Bo Jackson, Auburn vs. SW Louisiana (290 on 23)	1985
6. 11.75—	Johnny Dattley, Ole Miss vs. Chattanooga (235 on 20)	1949
7. 11.71—	Kevin Faulk, LSU vs. Houston (246 on 21)	1996
11.71—	Garrison Hearst, Georgia vs. Vanderbilt (246 on 21)	1992

9. 11.28—	Dexter McCluster, Ole Miss vs. Tennessee (282 on 25)	2009
10. 11.27—	Tony Thompson, Tennessee vs. Miss. State (248 on 22)	1990
11. 10.75—	Derek Watson, South Carolina vs. Eastern Michigan (215 on 20)	2000

GAME: (Min. 10 rushes)

1. 19.60—	Harvey Williams, LSU vs. Rice (196 on 10)	1987
2. 17.50—	George Canale, Tennessee vs. Chattanooga (175 on 10)	1962
3. 17.45—	Billy Baggett, LSU vs. Ole Miss (192 on 11)	1950
4. 16.40—	Keith Marshall, Georgia vs. Tennessee (164 on 10)	2012
5. 16.20—	Glen Coffee, Alabama at Arkansas (162 on 10)	2008
6. 16.18—	Tony Green, Florida vs. Maryland (178 on 11)	1974
7. 15.72—	Brent Fullwood, Auburn vs. SW Louisiana (173 on 11)	1985
8. 15.18—	Trent Richardson, Alabama vs. North Texas (167 on 11)	2011
9. 15.17—	Johnny Dattley, Ole Miss vs. Boston College (182 on 12)	1950

SEASON: (Min. 200 rushes)

1. 7.01—	Johnny Manziel, Texas A&M (1,410 on 201)	2012
2. 6.79—	Garrison Hearst, Georgia (1,547 on 228)	1992
3. 6.48—	Knile Davis, Arkansas (1,322 on 204)	2010
6.48—	Eddie Lacy, Alabama (1,322 on 204)	2012
5. 6.42—	Bo Jackson, Auburn (1,786 on 278)	1985
6. 6.31—	Johnny Dattley, Ole Miss (1,312 on 208)	1949
7. 6.24—	Todd Gurley, Georgia (1,385 on 222)	2012
8. 6.23—	Bobby Humphrey, Alabama (1,471 on 236)	1986
9. 6.12—	Mark Ingram, Alabama (1,658 on 271)	2009
10. 6.04—	Fred Taylor, Florida (1,292 on 214)	1997

SEASON: (Min. 100 rushes)

1. 8.74—	Felix Jones, Arkansas (1,162 on 133)	2007
2. 8.33—	Brent Fullwood, Auburn (1,391 on 167)	1986
3. 7.94—	Hank Lauricella, Tennessee (881 on 111)	1951
4. 7.68—	Bo Jackson, Auburn (1,213 on 158)	1983
5. 7.61—	Monk Gafford, Auburn (1,004 on 132)	1942
6. 7.58—	Felix Jones, Arkansas (1,168 on 154)	2006
7. 7.53—	Elijah Williams, Florida (858 on 114)	1995
8. 7.47—	Bobby Marlow, Alabama (882 on 118)	1950
9. 7.41—	James Brooks, Auburn (1,208 on 163)	1979
10. 7.32—	Charles Hunsinger, Florida (842 on 115)	1948

CAREER: (Min. 400 rushes)

1. 6.62—	Bo Jackson, Auburn (4,303 on 650)	1982-85
2. 6.27—	Bobby Marlow, Alabama (2,560 on 480)	1950-52
3. 6.02—	Micheal Haddix, Miss. State (2,558 on 425)	1979-82
4. 5.95—	Garrison Hearst, Georgia (3,232 on 543)	1990-92
5. 5.85—	Darren McFadden, Arkansas (4,590 on 785)	2005-07
6. 5.84—	Walter Packer, Miss. State (2,820 on 483)	1973-76
7. 5.82—	Tony Green, Florida (2,590 on 445)	1974-77
8. 5.80—	Trent Richardson, Alabama (3,130 on 540)	2009-11
9. 5.76—	Stephen Davis, Auburn (2,811 on 488)	1993-95
10. 5.73—	Fred Taylor, Florida (3,075 on 537)	1994-97

TOUCHDOWNS RUSHING

SEASON:

1. 23—	Tim Tebow, Florida	2007
2. 21—	Trent Richardson, Alabama	2011
21—	Johnny Manziel, Texas A&M	2012
4. 20—	Cam Newton, Auburn	2010
5. 19—	Garrison Hearst, Georgia	1992
19—	Shaun Alexander, Alabama	1999
19—	LaBrandon Toefield, LSU	2001
8. 18—	Herschel Walker, Georgia	1981
18—	Charles Scott, LSU	2008
17—	Moe Williams, Kentucky	1995
17—	Charles Alexander, LSU	1977
17—	Bo Jackson, Auburn	1985
17—	Reggie Cobb, Tennessee	1987
17—	Tim Worley, Georgia	1988
17—	Siran Stacy, Alabama	1989
17—	Carnell Williams, Auburn	2003
17—	Mark Ingram, Alabama	2009
17—	Marcus Lattimore, South Carolina	2010
17—	Todd Gurley, Georgia	2012

CAREER:

1. 55—	Tim Tebow, Florida	2006-09
2. 49—	Herschel Walker, Georgia	1980-82
3. 46—	Kevin Faulk, LSU	1995-98
4. 45—	Carnell Williams, Auburn	2001-04
5. 44—	Dalton Hilliard, LSU	1982-85
6. 43—	Bo Jackson, Auburn	1982-85
7. 42—	Anthony Dixon, Miss. State	2006-09
42—	Mark Ingram, Alabama	2008-10
9. 41—	Shaun Alexander, Alabama	1996-99
41—	Darren McFadden, Arkansas	2005-07
11. 40—	Charles Alexander, LSU	1975-78
38—	Marcus Lattimore, South Carolina	2010-12
37—	Duce McAllister, Ole Miss	1997-00
36—	Lars Tate, Georgia	1984-87
36—	Emmitt Smith, Florida	1987-89
35—	James Stewart, Tennessee	1991-94
35—	Trent Richardson, Alabama	2009-11
34—	Johnny Musso, Alabama	1969-71
34—	Joe Cribbs, Auburn	1976-79
34—	Errict Rheett, Florida	1990-93

RECORDS AND RESULTS



MISSISSIPPI STATE • MISSOURI • SOUTH CAROLINA • TENNESSEE • TEXAS A&M • VANDERBILT

LONG TOUCHDOWN PLAYS (RUSHING)

GAME:			
1.	*99—	Kelsey Finch, Tennessee vs. Florida	1977
2.	*99—	Broderick Green, Arkansas vs. Eastern Michigan	2009
3.	98—	Stanley Howell, Miss. State vs. Southern Miss	1979
4.	97—	Blondy Black, Miss. State vs. Duquesne	1942
	97—	John Avery, Ole Miss vs. Arkansas	1997
6.	96—	Emmitt Smith, Florida vs. Miss. State	1988
	96—	Chris Anderson, Alabama vs. Temple	1991
8.	95—	Harry Gilmer, Alabama vs. Kentucky	1945
9.	94—	Jessie Fatherree, LSU vs. Georgia	1935
	94—	Sal Nicolò, LSU vs. Rice	1952
11.	92—	Ralph O'Gwynne, Auburn vs. Loyola	1936
	92—	Bobby Marlow, Alabama vs. Georgia Tech	1952

ALL-PURPOSE YARDS

GAME:			
1.	429—	Moe Williams, Kentucky vs. South Carolina (299 rush, 57 rec., 73 KOR)	1995
2.	376—	Kevin Faulk, LSU vs. Houston (246 rush, 8 rec., 16 KOR, 106 PR)	1996
3.	372—	Rafael Little, Kentucky vs. Vanderbilt (198 rush, 86 rec., 88 PR)	2005
4.	355—	Darren McFadden, Arkansas vs. So. Carolina (321 rush, 4 rec., 30 KOR)	2007
5.	344—	Nick Turner, Miss. State vs. Tennessee (41 rush, 37 rec., 163 KOR, 103 PR)	2003
	344—	Kwane Doster, Vanderbilt vs. Ole Miss (101 rush, 243 KOR)	2002
7.	338—	Josh Reed, LSU vs. Alabama (293 rec., 5 PR, 40 KOR)	2001
8.	331—	Craig Yeast, Kentucky vs. Florida (206 receiving, 116 KOR, 9 PR)	1998
9.	324—	Dexter McCluster, Ole Miss vs. Tennessee (282 rush, 42 rec.)	2009
10.	321—	Frank Mordica, Vanderbilt vs. Air Force (321 rush)	1978

SEASON:			
1.	2,396—	Randall Cobb, Kentucky (424 rush, 1,017 rec., 219 PR, 736 KOR)	2010
2.	2,310—	Darren McFadden, Arkansas (1,830 rush, 164 rec., 316 KOR)	2007
3.	2,120—	Domanick Davis, LSU (931 rush, 130 rec., 499 PR, 560 KOR)	2002
4.	2,109—	Kevin Faulk, LSU (1,279 rush, 287 rec., 265 PR, 278 KOR)	1996
5.	2,104—	Kevin Faulk, LSU (1,282 rush, 134 rec., 375 PR, 313 KOR)	1996
6.	2,083—	Trent Richardson, Alabama (1,679 rush, 338 rec., 66 KOR)	2011
7.	2,067—	Herschel Walker, Georgia (1,891 rush, 84 rec., 92 KOR)	1981
8.	2,058—	Darren McFadden, Arkansas (1,647 rush, 149 rec., 262 KOR)	2006
9.	2,016—	Bobby Humphrey, Alabama (1,471 rush, 201 rec., 344 KOR, 244 PR)	1986
10.	1,992—	Mark Ingram, Alabama (1,658 rush, 334 rec.)	2009
11.	1,990—	Felix Jones, Arkansas (1,162 rush, 176 rec., 652 KOR)	2007
12.	1,982—	Rafael Little, Kentucky (1,045 rush, 449 rec., 355 PR, 133 KOR)	2005
13.	1,961—	David Palmer, Alabama (278 rush, 1,000 rec., 439 KOR)	1993
14.	1,941—	Warren Norman, Vanderbilt (783 rush, 108 rec., 1,050 KOR)	2009
15.	1,922—	Derek Abney, Kentucky (5 rush, 569 rec., 544 PR, 804 KOR)	2002
16.	1,910—	Garrison Hearst, Georgia (1,547 rush, 324 rec., 39 KOR)	1992
17.	1,877—	Herschel Walker, Georgia (1,752 rush, 89 rec., 36 KOR)	1982
18.	1,860—	Josh Reed, LSU (7 rush, 1,740 rec., 5 PR, 108 KOR)	2001
19.	1,859—	Bo Jackson, Auburn (1,786 rush, 73 rec.)	1985
20.	1,845—	Keenan Burton, Kentucky (1,036 rec., 765 KOR, -7 rush, 51 PR)	2006

SEASON AVERAGE:			
1.	191.7—	Kevin Faulk, LSU (1,279 rush, 287 rec., 265 PR, 278 KOR in 11 games)	1996
2.	191.3—	Kevin Faulk, LSU (1,282 rush, 134 rec., 375 PR, 313 KOR in 11 games)	1996
3.	187.9—	Herschel Walker, Georgia (1,891 rush, 84 rec., 92 KOR in 11 games)	1981
4.	184.3—	Randall Cobb, Kentucky (424 rush, 1,017 rec., 219 PR, 736 KOR in 13 games)	2010
5.	182.9—	Kevin Faulk, LSU (1,144 rush, 93 rec., 192 PR, 217 KOR in 9 games)	1997
6.	180.2—	Rafael Little, Kentucky (1,045 rush, 449 rec., 355 PR, 133 KOR in 11 games)	2005
7.	177.7—	Darren McFadden, Arkansas (1,830 rush, 164 rec., 316 KOR in 13 games)	2007
8.	173.6—	Garrison Hearst, Georgia (1,547 rush, 324 rec., 39 KOR in 11 games)	1992
9.	170.6—	Herschel Walker, Georgia (1,752 rush, 89 rec., 36 KOR in 11 games)	1982
10.	169.2—	Deuce McAllister, Ole Miss (809 rush, 201 rec., 30 PR, 652 KOR in 10 games)	1999

CAREER:			
1.	6,833—	Kevin Faulk, LSU (4,557 rush, 600 rec., 832 PR, 844 KOR)	1995-98
2.	5,881—	Darren McFadden, Arkansas (4,590 rush, 365 rec., 926 KOR)	2005-07
3.	5,856—	Derek Abney, Kentucky (160 rush, 2,339 rec., 1,042 PR, 2,315 KOR)	2000-03
4.	5,749—	Herschel Walker, Georgia (5,249 rush, 243 rec., 247 KOR)	1980-82
5.	5,743—	Domanick Davis, LSU (2,056 rush, 393 rec., 1,126 PR, 2,168 KOR)	1999-02
6.	5,596—	James Brooks, Auburn (3,523 rush, 347 rec., 1,726 KOR)	1977-80
7.	5,393—	Errict Rhett, Florida (4,163 rush, 1,230 rec.)	1990-93
8.	5,343—	Rafael Little, Kentucky (2,996 rush, 1,324 rec., 854 PR, 169 KOR)	2004-07
9.	5,330—	Dennis Johnson, Arkansas (2,036 rush, 510 rec., 2,784 KOR)	2008-12
10.	5,326—	Dalton Hilliard, LSU (4,050 rush, 1,133 rec., 143 KOR)	1982-85
11.	5,084—	Carnell Williams, Auburn (3,831 rush, 342 rec., 302 PR, 609 KOR)	2001-04

CAREER YARDS PER GAME AVERAGE:			
1.	174.2—	Herschel Walker, Georgia (5,749 yards in 33 games)	1980-82
2.	166.7—	Kevin Faulk, LSU (6,833 yards in 41 games)	1995-98
3.	154.8—	Darren McFadden, Arkansas (5,881 yards in 38 games)	2005-07
4.	147.3—	James Brooks, Auburn (5,596 yards in 38 games)	1977-80
5.	141.7—	Bobby Humphrey, Alabama (4,958 yards in 35 games)	1985-88
6.	141.6—	Emmitt Smith, Florida (4,391 yards in 31 games)	1987-89
7.	137.0—	Rafael Little, Kentucky (5,343 yards in 39 games)	2004-07
8.	131.1—	Knowshon Moreno, Georgia (3,409 yards in 26 games)	2006-08
9.	129.8—	Randall Cobb, Kentucky (4,674 yards in 36 games)	2008-10
10.	128.7—	Bo Jackson, Auburn (4,892 yards in 38 games)	1982-85

RUSHING YARDS BY A QUARTERBACK

SEASON:			
1.	1,473—	Cam Newton, Auburn (264 rushes)	2010
2.	1,410—	Johnny Manziel, Texas A&M (201 rushes)	2012
3.	1,006—	Jimmy Siddle, Auburn (185 rushes)	1963
4.	910—	Tim Tebow, Florida (217 rushes)	2009
5.	909—	Mike Fanuzzi, Kentucky (179 rushes)	1974

6.	895—	Tim Tebow, Florida (210 rushes)	2007
7.	870—	Andy Johnson, Georgia (174 rushes)	1971
8.	791—	Stedman Shealy, Alabama (152 rushes)	1979
9.	772—	Travis Tidwell, Auburn (181 carries)	1946
10.	771—	Derrick Ramsey, Kentucky (187 rushes)	1976

PASSING ATTEMPTS

GAME:			
1.	67—	Tim Couch, Kentucky vs. Arkansas (47 comp., 499 yards)	1998
2.	66—	John Reaves, Florida vs. Auburn (33 comp., 369 yards)	1969
	66—	Tim Couch, Kentucky vs. LSU (41 comp., 410 yards)	1997
4.	65—	Eric Zeier, Georgia vs. Florida (36 comp., 386 yards)	1993
	65—	Peyton Manning, Tennessee vs. Florida (37 comp., 492 yards)	1996
6.	62—	John Grooms, Vanderbilt vs. Alabama (30 comp., 324 yards)	1989
	62—	Dusty Bonner, Kentucky vs. Louisville (34 comp., 446 yards)	1999
	62—	Cory Phillips, Georgia vs. Georgia Tech (36 comp., 413 yards)	2000
	62—	André Woodson, Kentucky vs. Tennessee (39 comp., 430 yards)	2007
10.	61—	Tim Couch, Kentucky vs. Miss. State (39 comp., 349 yards)	1997
	61—	Tim Couch, Kentucky vs. Florida (40 comp., 406 yards)	1998

SEASON:			
1.	559—	Jared Lorenzen, Kentucky (321 comp., 3,687 yards)	2000
2.	553—	Tim Couch, Kentucky (400 comp., 4,275 yards)	1998
3.	547—	Tim Couch, Kentucky (363 comp., 3,884 yards)	1997
4.	519—	Erik Ainge, Tennessee (325 comp., 3,522 yards)	2007
5.	518—	André Woodson, Kentucky (327 comp., 3,709 yards)	2007
6.	503—	Rex Grossman, Florida (287 comp., 3,402 yards)	2002
7.	493—	Kurt Page, Vanderbilt (286 comp., 3,178 yards)	1983
8.	481—	Eli Manning, Ole Miss (279 comp., 3,401 yards)	2002
9.	477—	Peyton Manning, Tennessee (287 comp., 3,819 yards)	1997
10.	465—	Dusty Bonner, Kentucky (303 comp., 3,266 yards)	1999
11.	463—	Shane Matthews, Florida (275 comp., 3,205 yards)	1992
12.	462—	Jay Cutler, Vanderbilt (273 comp., 3,073 yards)	2005
	462—	John Parker Wilson, Alabama (255 comp., 2,846 yards)	2007
14.	441—	Eli Manning, Ole Miss (275 comp., 3,600 yards)	2003
15.	438—	David Greene, Georgia (264 comp., 3,307 yards)	2003
	438—	Tyler Wilson (277 comp., 3,638 yards)	2011
17.	434—	Johnny Manziel, Texas A&M (295 completions, 3,706 yards)	2012
18.	433—	Eric Zeier, Georgia (259 comp., 3,396 yards)	1994
19.	432—	Stephen Garcia, South Carolina (239 comp., 2,862 yards)	2009
20.	425—	Eric Zeier, Georgia (269 comp., 3,525 yards)	1993

CAREER:			
1.	1,514—	Jared Lorenzen, Kentucky (862 comp., 10,354 yards)	2000-03
2.	1,458—	Chris Leak, Florida (895 comp., 11,213 yards)	2003-06
3.	1,440—	David Greene, Georgia (849 comp., 11,528 yards)	2001-04
4.	1,402—	Eric Zeier, Georgia (838 comp., 11,153 yards)	1991-94
5.	1,381—	Peyton Manning, Tennessee (863 comp., 11,201 yards)	1994-97
6.	1,363—	Eli Manning, Ole Miss (829 comp., 10,119 yards)	2000-03
7.	1,278—	André Woodson, Kentucky (791 comp., 9,360 yards)	2004-07
8.	1,270—	Casey Clausen, Tennessee (775 comp., 9,707 yards)	2000-03
9.	1,242—	Jay Cutler, Vanderbilt (710 comp., 8,697 yards)	2002-05
10.	1,231—	Stan White, Auburn (659 comp., 8,016 yards)	1990-93
11.	1,210—	Erik Ainge, Tennessee (733 comp., 8,700 yards)	2004-07
12.	1,209—	Steve Taneyhill, South Carolina (727 comp., 8,555 yards)	1992-95
13.	1,202—	Shane Matthews, Florida (722 comp., 9,287 yards)	1989-92
14.	1,184—	Tim Couch, Kentucky (795 comp., 8,435 yards)	1996-98
15.	1,175—	John Parker Wilson, Alabama (665 comp., 7,924 yards)	2005-08
16.	1,170—	Danny Wuerffel, Florida (708 comp., 10,500 yards)	1993-96
17.	1,163—	Tommy Hodson, LSU (674 comp., 9,115 yards)	1986-89
18.	1,156—	Greg Zolman, Vanderbilt (596 comp., 7,981 yards)	1998-01
19.	1,128—	John Reaves, Florida (603 comp., 7,549 yards)	1969-71
20.	1,110—	Rex Grossman, Florida (677 comp., 9,164 yards)	2000-02

COMPLETIONS

GAME:			
1.	47—	Tim Couch, Kentucky vs. Arkansas (67 atts., 499 yards)	1998
2.	44—	Tim Couch, Kentucky vs. Vanderbilt (53 atts., 492 yards)	1998
3.	42—	Eli Manning, Ole Miss vs. Arkansas (56 atts., 414 yards)	2002
4.	41—	Tim Couch, Kentucky vs. Georgia (55 atts., 324 yards)	1997
	41—	Tim Couch, Kentucky vs. LSU (66 atts., 410 yards)	1997
6.	40—	Tim Couch, Kentucky vs. Florida (61 atts., 406 yards)	1998
7.	39—	Steve Taneyhill, South Carolina vs. East Carolina (58 atts., 451 yards)	1994
	39—	Tim Couch, Kentucky vs. Miss. State (61 atts., 349 yards)	1997
	39—	Jared Lorenzen, Kentucky vs. Georgia (58 atts., 528 yards)	2000
	39—	André Woodson, Kentucky vs. Tennessee (62 atts., 430 yards)	2007

SEASON:			
1.	400—	Tim Couch, Kentucky (553 atts., 4,275 yards)	1998
2.	363—	Tim Couch, Kentucky (547 atts., 3,884 yards)	1997
3.	327—	André Woodson, Kentucky (518 atts., 3,709 yards)	2007
4.	325—	Erik Ainge, Tennessee (519 atts., 3,522 yards)	2007
5.	321—	Jared Lorenzen, Kentucky (559 atts., 3,687 yards)	2000
6.	303—	Dusty Bonner, Kentucky (465 atts., 3,266 yards)	1999
7.	295—	Johnny Manziel, Texas A&M (434 atts., 3,706 yards)	2012
8.	287—	Peyton Manning, Tennessee (477 atts., 3,819 yards)	1997
	287—	Rex Grossman, Florida (503 atts., 3,402 yards)	2002
10.	286—	Kurt Page, Vanderbilt (493 atts., 3,178 yards)	1983
11.	277—	Tyler Wilson (438 atts., 3,638 yards)	2011
12.	279—	Eli Manning, Ole Miss (481 atts., 3,401 yards)	2002
13.	275—	Shane Matthews, Florida (463 atts., 3,205 yards)	1992
	275—	Eli Manning, Ole Miss (441 atts., 3,600 yards)	2003



RECORDS AND RESULTS

ALABAMA • ARKANSAS • AUBURN • FLORIDA • GEORGIA • KENTUCKY • LSU • OLE MISS

15.	273—	Jay Cutler, Vanderbilt (462 atts., 3,073 yards)	2005
16.	269—	Eric Zeier, Georgia (425 atts., 3,525 yards)	1993
17.	268—	Mike Hartline, Kentucky (405 atts., 3,178 yards)	2010
18.	266—	Ryan Mallett, Arkansas (411 atts., 3,869 yards)	2010
19.	264—	David Greene, Georgia (438 atts., 3,307 yards)	2003
264—	Andre' Woodson, Kentucky (419 atts., 3,515 yards)	2006	

CAREER:

1.	895—	Chris Leak, Florida (1,458 atts., 11,213 yards)	2003-06
2.	863—	Peyton Manning, Tennessee (1,402 atts., 11,201 yards)	1994-97
3.	862—	Jared Lorenzen, Kentucky (1,514 atts., 10,354 yards)	2000-03
4.	849—	David Greene, Georgia (1,440 atts., 11,528 yards)	2001-04
5.	838—	Eric Zeier, Georgia (1,402 atts., 11,153 yards)	1991-94
6.	829—	Eli Manning, Ole Miss (1,363 atts., 10,119 yards)	2000-03
7.	795—	Tim Couch, Kentucky (1,184 atts., 8,435 yards)	1996-98
8.	791—	Andre' Woodson, Kentucky (1,278 atts., 9,360 yards)	2004-07
9.	775—	Casey Clausen, Tennessee (1,270 atts., 9,707 yards)	2000-03
10.	733—	Erik Ainge, Tennessee (1,210 atts., 8,700 yards)	2004-07
11.	727—	Steve Taneyhill, South Carolina (1,209 atts., 8,555 yards)	1992-95
12.	722—	Shane Matthews, Florida (1,202 atts., 9,287 yards)	1989-92
13.	710—	Jay Cutler, Vanderbilt (1,242 atts., 9,953 yards)	2002-05
14.	708—	Danny Wuerffel, Florida (1,170 atts., 9,175 yards)	1993-96
15.	677—	Rex Grossman, Florida (1,110 atts., 9,164 yards)	2000-02
16.	674—	Tommy Hodson, LSU (1,163 atts., 9,115 yards)	1986-89
17.	671—	Jared Lorenzen, Kentucky (1,178 atts., 8,133 yards)	2000-03
18.	665—	John Parker Wilson, Alabama (1,175 atts., 7,924 yards)	2005-08
19.	661—	Tim Tebow, Florida (995 atts., 9,285 yards)	2006-09
20.	659—	Stan White, Auburn (1,231 atts., 8,016 yards)	1990-93

CONSECUTIVE COMPLETIONS

1.	24—	Tee Martin, Tennessee (1 vs. Alabama, 23 vs. South Carolina)	1998
2.	20—	Kent Austin, Ole Miss (5 vs. Tulane, 15 vs. Tennessee)	1982
20—	Connor Shaw, South Carolina vs. Missouri	2012	
3.	18—	Eli Manning, Ole Miss vs. Murray State	2001
18—	Tyler Wilson, Arkansas vs. Auburn	2011	
5.	17—	Dave Marler, Miss. State (6 vs. Florida State, 11 vs. Tennessee)	1978
17—	Rohan Davey, LSU (6 vs. Arkansas, 11 vs. Western Carolina)	2000	
17—	Matt Mauck, LSU (10 vs. Arizona, 7 vs. Western Illinois)	2003	
17—	Chris Leak, Florida (17 vs. Wyoming)	2005	
9.	16—	Steve Spurrier, Florida (9 vs. Florida State, 7 vs. N.C. State)	1966
16—	Stan White, Auburn vs. New Mexico State	1993	
16—	Dusty Bonner, Kentucky vs. Connecticut	1999	
16—	Matt Mauck, LSU (2 vs. Auburn, 14 vs. Louisiana Tech)	2003	
16—	Greg McElroy, Alabama (4 vs. Georgia State, 12 vs. Auburn)	2010	

COMPLETION PERCENTAGE

GAME: (Min. 10 comp.)			
1.	100.0—	Rohan Davey, LSU vs. Western Carolina (11 of 11)	2000
2.	94.7—	Kent Austin, Ole Miss vs. Tulane (18 of 19)	1982
3.	94.4—	Chris Todd, Auburn vs. Furman (17 of 18)	2009
4.	93.8—	Danny Wuerffel, Florida vs. Georgia Southern (15 of 16)	1996
5.	92.3—	Jason Campbell, Auburn vs. Western Kentucky (12 of 13)	2004
92.3—	Greg McElroy, Alabama vs. Georgia State (12 of 13)	2010	
7.	91.7—	Nelson Stokley, LSU vs. Miss. State (11 of 12)	1967
91.7—	David Rudder, Tennessee vs. Alabama (11 of 12)	1978	
91.7—	Jason Campbell, Auburn vs. Western Carolina (11 of 12)	2002	
10.	90.9—	Matt Mauck, LSU vs. Arizona (10 of 11)	2003

GAME (Min. 20 comp.)			
1.	95.8—	Tee Martin, Tennessee vs. South Carolina (23 of 24)	1998
2.	95.2—	Connor Shaw, South Carolina vs. Missouri (20 of 21)	2012
3.	88.6—	Tim Tebow, Florida vs. Cincinnati (31 of 35)	2010
4.	87.5—	Ryan Mallett, Arkansas vs. Tennessee Tech (21 of 24)	2010
5.	87.0—	Eli Manning, Ole Miss vs. Murray State (20 of 23)	2001
87.0—	David Greene, Georgia vs. Vanderbilt (20 of 23)	2002	
7.	86.9—	Bill Ransdell, Kentucky vs. Florida (20 of 23)	1986
8.	85.2—	Erik Ainge, Tennessee vs. Memphis (23 of 27)	1995
85.2—	Ryan Mallett, Arkansas vs. South Carolina (23 of 27)	2009	
10.	83.3—	Steve Taneyhill, South Carolina vs. Kent (20 of 24)	1995

GAME: (Min. 30 comp.)			
1.	88.6—	Tim Tebow, Florida vs. Cincinnati (31 of 35)	2009
2.	86.4—	Steve Taneyhill, South Carolina vs. Miss. State (38 of 44)	1995
3.	85.0—	Dusty Bonner, Kentucky vs. Connecticut (34 of 40)	1999
4.	83.3—	Johnny Manziel, Texas A&M vs. Miss. State (30 of 36)	2012
5.	83.0—	Tim Couch, Kentucky vs. Vanderbilt (44 of 53)	1998
6.	79.5—	Rohan Davey, LSU vs. Alabama (35 of 44)	2001
79.5—	Stephen Garcia, South Carolina vs. Vanderbilt (31 of 39)	2010	
8.	79.1—	Tim Couch, Kentucky vs. Northeast Louisiana (34 of 43)	1997
79.0—	Aaron Murray, Georgia vs. Kentucky (30 of 38)	2012	
10.	78.3—	Rex Grossman, Florida vs. Georgia (36 of 46)	2002

SEASON: (Min. 100 comp.)			
1.	72.3—	Tim Couch, Kentucky (400 of 553)	1998
2.	70.7—	Wayne Peace, Florida (174 of 246)	1982
70.7—	Ben Leard, Auburn (111 of 157)	1999	
4.	69.6—	Jason Campbell, Auburn (188 of 270)	2004
5.	67.8—	JaMarcus Russell, LSU (232 of 342)	2006
67.8—	Tim Tebow, Florida (213 of 214)	2009	
7.	67.1—	Steve Taneyhill, South Carolina (261 of 389)	1995
8.	67.0—	Erik Ainge, Tennessee (233 of 348)	2006
9.	66.9—	Tim Tebow, Florida (234 of 350)	2007
10.	66.7—	Jeff Burger, Auburn (178 of 267)	1987

SEASON: (Min. 200 comp.)			
1.	72.3—	Tim Couch, Kentucky (400 of 553)	1998

2.	70.9—	Greg McElroy, Alabama (222 of 315)	2010
3.	68.0—	Johnny Manziel, Texas A&M (30 of 36)	2012
4.	67.8—	JaMarcus Russell, LSU (232 of 342)	2006
67.8—	Tim Tebow, Florida (213 of 214)	2009	
6.	67.5—	Connor Shaw, South Carolina (154 of 228)	2012
7.	67.2—	AJ McCarron, Alabama (211 of 313)	2012
8.	67.1—	Steve Taneyhill, South Carolina (261 of 389)	1995
9.	67.0—	Erik Ainge, Tennessee (233 of 348)	2006
10.	66.9—	Tim Tebow, Florida (234 of 350)	2007

COMPLETION PERCENTAGE

CAREER: (Min. 300 comp.)			
1.	67.1—	Tim Couch, Kentucky (795 of 1,184)	1996-98
2.	66.8—	Connor Shaw, South Carolina (300 of 449)	2010-Present
3.	66.7—	AJ McCarron, Alabama (460 of 690)	2010-Present
4.	66.4—	Tim Tebow, Florida (661 of 995)	2006-09
5.	66.3—	Greg McElroy, Alabama (436 of 658)	2007-10
6.	65.3—	Dusty Bonner, Kentucky (313 of 479)	1997, 1999
7.	64.6—	Jason Campbell, Auburn (552 of 854)	2001-04
8.	62.6—	Tyler Wilson, Arkansas (593 of 948)	2008-12
9.	62.5—	Peyton Manning, Tennessee (863 of 1,381)	1994-97
10.	61.98—	Jeff Francis, Tennessee (476 of 768)	1985-88
11.	61.95—	Alan Risher, LSU (381 of 615)	1980-82
12.	61.89—	Andre' Woodson, Kentucky (791 of 1,278)	2004-07
13.	61.86—	JaMarcus Russell, LSU (493 of 797)	2004-06
14.	61.6—	Wayne Peace, Florida (610 of 991)	1980-83
61.6—	Heath Shuler, Tennessee (316 of 513)	1991-93	
16.	61.5—	Jeff Burger, Auburn (331 of 538)	1984-87
17.	61.4—	Chris Leak, Florida (895 of 1,458)	2003-06
18.	61.2—	Mike Hartline, Kentucky (523 of 855)	2007-10
19.	61.0—	Rex Grossman, Florida (677 of 1,110)	2000-02
61.0—	Casey Clausen, Tennessee (775 of 1,270)	2000-03	

PASSING EFFICIENCY

CAREER: (Min. 300 comp.)			
1.	170.8—	Tim Tebow, Florida (661 of 995)	2006-09
2.	163.6—	Danny Wuerffel, Florida (708 of 1,170)	1993-96
3.	160.3—	AJ McCarron, Alabama (460 of 690)	2010-Present
4.	158.1—	Ryan Mallett, Arkansas (491 of 814)	2009-10
5.	155.4—	Greg McElroy, Alabama (436 of 658)	2007-10
6.	151.5—	Connor Shaw, South Carolina (300 of 449)	2010-Present
7.	148.2—	Jason Campbell, Auburn (552 of 854)	2001-04
8.	147.1—	Peyton Manning, Tennessee (863 of 1,381)	1994-97
9.	146.8—	Rex Grossman, Florida (677 of 1,110)	2000-02
10.	144.0—	Tyler Wilson, Arkansas (593 of 948)	2008-12
11.	142.9—	David Greene, Georgia (849 of 1,440)	2001-04
12.	141.7—	Tim Couch, Kentucky (795 of 1,184)	1996-98
13.	139.9—	Andre' Woodson, Kentucky (791 of 1,278)	2004-07
14.	139.0—	Casey Clausen, Tennessee (775 of 1,270)	2000-03
15.	137.7—	Eli Manning, Ole Miss (829 of 1363)	2000-03
16.	137.6—	Shane Matthews, Florida (772 of 1,202)	1989-92
17.	137.1—	Eric Zeier, Georgia (838 of 1,402)	1991-94
137.1—	Mike Bobo, Georgia (445 of 766)	1994-97	
19.	136.5—	Kerwin Bell, Florida (549 of 949)	1984-87
20.	136.3—	Tommy Hodson, LSU (674 of 1,163)	1986-89

YARDS GAINED

GAME:			
1.	544—	Eric Zeier, Georgia vs. Southern Miss. (30 of 47)	1993
2.	528—	Jared Lorenzen, Kentucky vs. Georgia (39 of 58)	2000
528—	Rohan Davey, LSU vs. Alabama (35 of 44)	2001	
4.	523—	Peyton Manning, Tennessee vs. Kentucky (25 of 35)	1997
5.	510—	Tyler Wilson, Arkansas vs. Texas A&M (30 of 51)	2011
6.	499—	Tim Couch, Kentucky vs. Arkansas (47 of 67)	1998
7.	498—	Tim Couch, Kentucky vs. Louisville (29 of 39)	1998
8.	492—	Peyton Manning, Tennessee vs. Florida (37 of 65)	1996
492—	Tim Couch, Kentucky vs. Vanderbilt (44 of 53)	1998	
10.	485—	Eric Zeier, Georgia vs. South Carolina (31 of 51)	1994
11.	484—	Scott Hunter, Alabama vs. Auburn (30 of 55)	1969
12.	482—	Tim Tebow, Florida vs. Cincinnati (31 of 35)	2010
13.	476—	Tim Couch, Kentucky vs. Tennessee (35 of 50)	1997
14.	473—	Steve Taneyhill, South Carolina vs. Miss. State (38 of 44)	1995
15.	466—	Derrick Taite, Miss. State vs. Tulane (21 of 30)	1994
16.	464—	Whit Taylor, Vanderbilt vs. Tennessee (29 of 53)	1981
464—	Rex Grossman, Florida vs. LSU (22 of 32)	2001	
18.	462—	Danny Wuerffel, Florida vs. Arkansas (23 of 39)	1996
19.	460—	Doug Johnson, Florida vs. Vanderbilt (24 of 39)	1998
20.	458—	Eric Kresser, Florida vs. Northern Illinois (26 of 42)	1995

SEASON:			
1.	4,275—	Tim Couch, Kentucky (400 of 553)	1998
2.	3,896—	Rex Grossman, Florida (259 of 395)	2001
3.	3,893—	Aaron Murray, Georgia (249 of 386)	2012
4.	3,884—	Tim Couch, Kentucky (363 of 547)	1997
5.	3,869—	Ryan Mallett, Arkansas (266 of 411)	2010
6.	3,819—	Peyton Manning, Tennessee (287 of 477)	1997
7.	3,709—	Andre' Woodson, Kentucky (327 of 518)	2007
8.	3,706—	Johnny Manziel, Texas A&M (295 of 434)	2012
9.	3,687—	Jared Lorenzen, Kentucky (321 of 559)	2000
10.	3,638—	Tyler Wilson, Arkansas (277 of 438)	2011
11.	3,625—	Danny Wuerffel, Florida (207 of 360)	1996
12.	3,624—	Ryan Mallett, Arkansas (225 of 403)	2009
13.	3,525—	Eric Zeier, Georgia (269 of 425)	1993

RECORDS AND RESULTS



MISSISSIPPI STATE • MISSOURI • SOUTH CAROLINA • TENNESSEE • TEXAS A&M • VANDERBILT

14.	3,522—	Erik Ainge, Tennessee (325 of 519)	2007
15.	3,515—	André Woodson, Kentucky (264 of 419)	2006
16.	3,459—	Matthew Stafford, Georgia (235 of 383)	2008
17.	3,402—	Rex Grossman, Florida (287 of 503)	2002
18.	3,401—	Eli Manning, Ole Miss (279 of 481)	2002
19.	3,396—	Eric Zeier, Georgia (259 of 433)	1994
20.	3,387—	Tyler Wilson, Arkansas (239 of 401)	2012

CAREER:

1.	11,528—	David Greene, Georgia (849 of 1,440)	2001-04
2.	11,213—	Chris Leak, Florida (895 of 1,458)	2003-06
3.	11,201—	Peyton Manning, Tennessee (863 of 1,381)	1994-97
4.	11,153—	Eric Zeier, Georgia (838 of 1,402)	1991-94
5.	10,875—	Danny Wuerffel, Florida (708 of 1,170)	1993-96
6.	10,354—	Jared Lorenzen, Kentucky (862 of 1,514)	2000-03
7.	10,119—	Eli Manning, Ole Miss (829 of 1,363)	2000-03
8.	9,707—	Casey Clausen, Tennessee (774 of 1,269)	2000-03
9.	9,360—	André Woodson, Kentucky (791 of 1,278)	2004-07
10.	9,287—	Shane Matthews, Florida (722 of 1,202)	1989-92
11.	9,285—	Tim Tebow, Florida (661 of 995)	2006-09
12.	9,164—	Rex Grossman, Florida (677 of 1,110)	2000-02
13.	9,115—	Tommy Hodson, LSU (674 of 1,163)	1986-89
14.	8,700—	Erik Ainge, Tennessee (733 of 1,210)	2004-07
15.	8,697—	Jay Cutler, Vanderbilt (710 of 1,242)	2002-05
16.	8,555—	Steve Taneyhill, South Carolina (727 of 1,209)	1992-95
17.	8,435—	Tim Couch, Kentucky (795 of 1,184)	1996-98
18.	8,016—	Stan White, Auburn (659 of 1,231)	1990-93
19.	7,981—	Greg Zolman, Vanderbilt (596 of 1,156)	1998-01
20.	7,924—	John Parker Wilson, Alabama (665 of 1,175)	2005-08

TOUCHDOWN PASSES

GAME

1.	7—	Terry Dean, Florida vs. New Mexico State	1994
	7—	Tim Couch, Kentucky vs. Indiana	1997
	7—	Doug Johnson, Florida vs. Central Michigan	1997
	7—	Tim Couch, Kentucky vs. Louisville	1998
	7—	Erik Ainge, Tennessee vs. Kentucky	2007
6.	6—	Terry Dean, Florida vs. SW Louisiana	1993
	6—	Danny Wuerffel, Florida vs. Tennessee	1995
	6—	Eric Kresser, Florida vs. Northern Illinois	1995
	6—	Danny Wuerffel, Florida vs. Alabama	1996
	6—	Tim Couch, Kentucky vs. Northeast Louisiana	1997
	6—	Eli Manning, Ole Miss vs. Arkansas	2001
	6—	Jared Lorenzen, Kentucky vs. Vanderbilt	2001
	6—	Chris Leak, Florida vs. South Carolina	2004
	6—	André Woodson, Kentucky vs. Tennessee	2007

SEASON:

1.	40—	André Woodson, Kentucky	2007
2.	39—	Danny Wuerffel, Florida	1996
3.	37—	Tim Couch, Kentucky	1997
4.	36—	Peyton Manning, Tennessee	1997
	36—	Tim Couch, Kentucky	1998
	36—	Aaron Murray, Georgia	2012
7.	35—	Danny Wuerffel, Florida	1995
8.	34—	Rex Grossman, Florida	2001
9.	32—	Tim Tebow, Florida	2007
	32—	Ryan Mallett, Arkansas	2010
11.	31—	Eli Manning, Ole Miss	2001
	31—	André Woodson, Kentucky	2006
	31—	Erik Ainge, Tennessee	2007
14.	30—	Steve Taneyhill, South Carolina	1995
	30—	Tim Tebow, Florida	2008
	30—	Ryan Mallett, Arkansas	2009
	30—	Cam Newton, Auburn	2010
	30—	AJ McCarron, Alabama	2012
19.	29—	Eli Manning, Ole Miss	2003
	29—	Chris Leak, Florida	2004

CAREER:

1.	114—	Danny Wuerffel, Florida	1993-96
2.	89—	Peyton Manning, Tennessee	1994-97
3.	88—	Chris Leak, Florida	2003-06
	88—	Tim Tebow, Florida	2006-09
5.	81—	Eli Manning, Ole Miss	2000-03
6.	79—	André Woodson, Kentucky	2004-07
7.	78—	Jared Lorenzen, Kentucky	2000-03
8.	77—	Rex Grossman, Florida	2000-02
9.	75—	Casey Clausen, Tennessee	2000-03
10.	74—	Shane Matthews, Florida	1989-92
	74—	Tim Couch, Kentucky	1996-98
12.	72—	David Greene, Georgia	2001-04
	72—	Erik Ainge, Tennessee	2004-07
14.	69—	Tommy Hodson, LSU	1986-89
15.	67—	Eric Zeier, Georgia	1991-94
16.	62—	Doug Johnson, Florida	1996-99
	62—	Ryan Mallett, Arkansas	2009-10
18.	61—	Steve Taneyhill, South Carolina	1992-95
19.	59—	Jay Cutler, Vanderbilt	2002-05
20.	57—	Clint Stoerner, Arkansas	1996-99

INTERCEPTIONS

GAME:

1.	9—	John Reaves, Florida vs. Auburn (66 atts.)	1969
2.	8—	Zeke Bratkowski, Georgia vs. Georgia Tech (35 atts.)	1951

3.	7—	Alex Bowden, Auburn vs. Alabama	1965
4.	6—	Johnny Rauch, Georgia vs. Chattanooga	1948
	6—	Max Stainbrook, Miss. State vs. Cincinnati (16 atts.)	1949
	6—	Allan Parks, Auburn vs. Georgia	1951
	6—	Rick Norton, Kentucky vs. LSU	1965
	6—	Bernie Scruggs, Kentucky vs. West Virginia	1969
	6—	Jamie Howard, LSU vs. Auburn	1994
	6—	Michael Henig, Mississippi State vs. LSU	2007

SEASON:

1.	29—	Zeke Bratkowski, Georgia (248 atts.)	1951
	29—	Kurt Page, Vanderbilt (493 atts.)	1983
3.	23—	Zeke Bratkowski, Georgia (224 atts.)	1953
4.	21—	Dave Bair, Kentucky (164 atts.)	1967
	21—	Loran Carter, Auburn (248 atts.)	1968
	21—	John Reaves, Florida (356 atts.)	1971
	21—	Jared Lorenzen, Kentucky (559 atts.)	2000
	21—	Kevin Fant, Miss. State (351 atts.)	2003
9.	20—	Johnny Cook, Georgia	1943
	20—	John Fourcade, Ole Miss (286 atts.)	1980
	20—	Randy Jenkins, Kentucky (187 atts.)	1982
	20—	Jevan Snead, Ole Miss (351 atts.)	2009

CAREER:

1.	68—	Zeke Bratkowski, Georgia (734 atts.)	1951-53
2.	59—	John Reaves, Florida (1,128 atts.)	1969-71
3.	53—	Randy Jenkins, Kentucky (716 atts.)	1979-83
4.	52—	Stan White, Auburn (1,231 atts.)	1990-93
5.	47—	Jamie Howard, LSU (722 atts.)	1992-95
	47—	Loran Carter, Auburn (476 atts.)	1966-68
7.	46—	Shane Matthews, Florida (1,202 atts.)	1989-92
8.	44—	Rick Norton, Kentucky (598 atts.)	1963-65
	44—	Kurt Page, Vanderbilt (936 atts.)	1981-84
	44—	Stan White, Auburn (960 atts.)	1990-92

CONSECUTIVE ATTEMPTS WITHOUT INTERCEPTION

1.	325—	André Woodson, Kentucky	2006-07
2.	291—	AJ McCarron, Alabama	2011-12
3.	214—	David Greene, Georgia	2004
	203—	Tim Tebow, Florida	2008
5.	200—	Stewart Patridge, Ole Miss	1997
6.	190—	Brodie Croyle, Alabama	2005
7.	184—	Tyler Wilson, Arkansas	2011
	176—	Eric Zeier, Georgia	1993-94
	176—	David Greene, Georgia	2002-03
10.	170—	Quincy Carter, Georgia	1999
11.	168—	Eli Manning, Ole Miss	2001
12.	163—	Steve Taneyhill, South Carolina	1995
13.	156—	Ben Leard, Auburn	1998-99
14.	155—	Jay Barker, Alabama	1993-94
15.	153—	Andre' Woodson, Kentucky	2004-05
16.	152—	Jared Lorenzen, Kentucky	2002
17.	148—	Tim Tebow, Florida	2009
18.	145—	Josh Nelson, Ole Miss	1994
19.	143—	Casey Clausen, Tennessee	2003
20.	142—	Jonathan Crompton, Tennessee	2009

RATIO OF ATTEMPTS/INTERCEPTIONS

SEASON: (Min. 100 atts.)

1.	1:157.0—	Ben Leard, Auburn (1 in 157)	1999
2.	1:131.0—	Daryl Dickey, Tennessee (1 in 131)	1985
3.	1:130.0—	Mike Healey, Vanderbilt (1 in 130)	1990
4.	1:95.0—	Peyton Manning, Tennessee (4 in 380)	1995
5.	1:80.5—	Jalen Whitlow, Kentucky (2 in 161)	2012

SEASON: (Min. 200 atts.)

1.	1:95.0—	Peyton Manning, Tennessee (4 in 380)	1995
2.	1:74.8—	David Greene, Georgia (4 in 299)	2004
3.	1:74.5—	Tim Tebow, Florida (4 in 298)	2008
4.	1:73.0—	Tyler Wilson, Arkansas (6 in 438)	2011
5.	1:71.5—	Eric Zeier, Georgia (4 in 286)	1991
6.	1:65.4—	Jared Lorenzen, Kentucky (5 in 327)	2002
7.	1:62.8—	Tim Tebow, Florida (5 in 314)	2009

SEASON: (Min. 300 atts.)

1.	1:104.7—	AJ McCarron, Alabama (3 in 314)	2012
2.	1:95.0—	Peyton Manning, Tennessee (4 in 380)	1995
3.	1:81.3—	Greg McElroy, Alabama (4 in 325)	2009
4.	1:73.0—	Tyler Wilson, Arkansas (6 in 438)	2011
5.	1:65.6—	A.J. McCarron, Alabama (5 in 328)	2011
6.	1:65.4—	Jared Lorenzen, Kentucky (5 in 327)	2002
7.	1:63.3—	Quincy Carter, Georgia (6 in 380)	1999
	1:63.3—	Chris Leak, Florida (6 in 374)	2005
9.	1:62.0—	D.J. Shockley, Georgia (5 in 310)	2005
10.	1:60.7—	Eric Zeier, Georgia (7 in 425)	1993

CAREER: (Min. 200 atts.)

1.	1:60.0—	Randy Campbell, Auburn (5 in 300)	1982-83
2.	1:56.3—	Pot Trammell, Alabama (4 in 225)	1959-61

CAREER: (Min. 400 atts.)

1.	1:49.2—	D.J. Shockley, Georgia (9 in 443)	2002-05
2.	1:48.2—	Johnny Manziel, Texas A&M (9 in 434)	2012-Present
3.	1:46.4—	Stewart Patridge, Ole Miss (11 in 510)	1994-97
4.	1:43.6—	Greg McElroy, Alabama (10 in 436)	2007-10



RECORDS AND RESULTS

ALABAMA • ARKANSAS • AUBURN • FLORIDA • GEORGIA • KENTUCKY • LSU • OLE MISS

CAREER: (Min. 600 atts.)

1. 1:86.3—	AJ McCarron, Alabama (8 of 690).....	2010-Present
2. 1:62.2—	Tim Tebow, Florida (16 in 995).....	2006-09
3. 1:51.1—	André Woodson, Kentucky (25 in 1,278).....	2004-07
4. 1:45.0—	David Greene, Georgia (32 in 1,440).....	2001-04
5. 1:42.8—	Ryan Mallett, Arkansas (19 in 814).....	2009-10
6. 1:41.8—	Peyton Manning, Tennessee (33 in 1,381).....	1994-97
7. 1:41.0—	Patrick Nix, Auburn (16 in 656).....	1992-95
8. 1:40.9—	Casey Clausen, Tennessee (31 in 1,270).....	2000-03
9. 1:38.9—	Eli Manning, Ole Miss (35 in 1,363).....	2000-03
10. 1:37.9—	Eric Zeier, Georgia (37 in 1,402).....	1991-94

LONGEST TOUCHDOWN PASSES

1.	99—	Cris Collinsworth to Derrick Gaffney, Florida vs. Rice.....	1977
	99—	Dondrial Pinkins to Troy Williamson, South Carolina vs. Virginia.....	2003
3.	98—	Dondrial Pinkins to Matthew Thomas, South Carolina vs. Ole Miss.....	2003
4.	97—	Tim Couch to Craig Yeast, Kentucky vs. Florida.....	1998
5.	96—	Eric Kresser to Jacquez Green, Florida vs. Northern Illinois.....	1995
	96—	Kerwin Bell to Ricky Nattiel, Florida vs. Georgia.....	1984
7.	94—	Freddie Kitchens to Michael Vaughn, Alabama vs. Florida.....	1996
	94—	Cam Newton to Emory Blake, Auburn vs. ULM.....	2010
	94—	Dylan Thompson to Damiere Byrd, South Carolina vs. UAB.....	2012
10.	93—	Steve Taneyhill to Monty Means, South Carolina vs. Louisiana Tech.....	1995
	93—	Buck Belue to Lindsay Scott, Georgia vs. Florida.....	1980
	93—	Kyle Morris to Stacey Simmons, Florida vs. Montana State.....	1988
	93—	Greg Talley to Kevin Maxwell, Georgia vs. Vanderbilt.....	1989
	93—	David Greene to Tyson Browning, Georgia vs. LSU (1).....	2003
	93—	Chris Todd to Terrell Zachery, Auburn vs. Louisiana Tech.....	2009

RECEPTIONS CATCHES

GAME:

1.	19—	Josh Reed, LSU vs. Alabama (293 yards).....	2001
2.	17—	Willie Goshua, Auburn vs. Arkansas (222 yards).....	1995
	17—	Keith Edwards, Vanderbilt vs. Georgia (141 yards).....	1983
4.	16—	Craig Yeast, Kentucky vs. Vanderbilt (269 yards).....	1998
	16—	Earl Bennett, Vanderbilt vs. South Carolina (204 yards).....	2005
6.	15—	Eric Moulds, Miss. State vs. Tennessee (183 yards).....	1995
	15—	Bob Goodridge, Vanderbilt vs. Navy (201 yards).....	1967
	15—	Carlos Alvarez, Florida vs. Miami (237 yards).....	1969
	15—	Keith Edwards, Vanderbilt vs. Kentucky (147 yards).....	1984
	15—	Shannon Mitchell, Georgia vs. Florida (140 yards).....	1993
11.	14—	David Smith, Miss. State vs. Ole Miss (194 yards).....	1969
	14—	Wendell Davis, LSU vs. Ole Miss (208 yards).....	1986
	14—	Zola Davis, South Carolina vs. Vanderbilt (206 yards).....	1998
	14—	Earl Bennett, Vanderbilt vs. Tennessee (167 yards).....	2005
	14—	Kenny McKinley, South Carolina vs. Tennessee (151 yards).....	2007
	14—	Tori Gurlley, South Carolina vs. Vanderbilt (112 yards).....	2010
17.	13—	Joey Kent, Tennessee vs. Arkansas (161 yards).....	1995
	13—	Barney Poole, Ole Miss vs. Chattanooga (95 yards).....	1969
	13—	Floyd Franks, Ole Miss vs. Alabama (191 yards).....	1969
	13—	Brad Gaines, Vanderbilt vs. Georgia (168 yards).....	1989
	13—	Brad Gaines, Vanderbilt vs. Memphis State (120 yards).....	1989
	13—	Carl Pickens, Tennessee vs. Notre Dame (163 yards).....	1990
	13—	Travis McGriff, Florida vs. South Carolina (222 yards).....	1998
	13—	Jerel Myers, LSU vs. Auburn (153 yards).....	1999
	13—	Michael Johnson, Georgia vs. Auburn (141 yards).....	2002
	13—	Earl Bennett, Vanderbilt vs. Kentucky (99 yards).....	2005
	13—	Earl Bennett, Vanderbilt vs. Florida (157 yards).....	2006
	13—	Earl Bennett, Vanderbilt vs. Richmond (223 yards).....	2007
	13—	DJ Hall, Alabama vs. Tennessee (185 yards).....	2007
	13—	Andre Caldwell, Florida vs. Florida Atlantic (164 yards).....	2007
	13—	Percy Harvin, Florida vs. Ole Miss (186 yards).....	2008
	13—	Randall Cobb, Kentucky vs. Tennessee (116 yards).....	2010
	13—	Matt Roark, Kentucky vs. Miss. State (116 yards).....	2011
	13—	Jarius Wright, Arkansas vs. Texas A&M (281 yards).....	2011

SEASON:

1.	97—	Keith Edwards, Vanderbilt (909 yards).....	1983
2.	94—	Josh Reed, LSU (1,740 yards).....	2001
3.	90—	James Whalen, Kentucky (1,019 yards).....	1999
	90—	Cobi Hamilton, Arkansas (1,335 yards).....	2012
5.	88—	Carlos Alvarez, Florida (1,329 yards).....	1969
	88—	Chad Jackson, Florida (900 yards).....	2005
	88—	Alshon Jeffery, South Carolina (1,517 yards).....	2010
8.	85—	Craig Yeast, Kentucky (1,311 yards).....	1998
	84—	Randall Cobb, Kentucky (1,107 yards).....	2010
10.	82—	Mike Evans, Texas A&M (1,105 yards).....	2012
11.	80—	Wendell Davis, LSU (1,244 yards).....	1986
12.	82—	Earl Bennett, Vanderbilt (1,146 yards).....	2006
13.	79—	Bob Goodridge, Vanderbilt (1,114 yards).....	1967
	79—	Earl Bennett, Vanderbilt (876 yards).....	2005
15.	78—	Boo Mitchell, Vanderbilt (1,213 yards).....	1988
	78—	Anthony White, Kentucky (582 yards).....	1998
	78—	Michael Clayton, LSU (1,079 yards).....	2003
	78—	Julio Jones, Alabama (1,133 yards).....	2010
19.	77—	Chris Collins, Ole Miss (949 yards).....	2003
	77—	Keenan Burton, Kentucky (1,036 yards).....	2006
	77—	Kenny McKinley, South Carolina (968 yards).....	2007

CAREER:

1.	236—	Earl Bennett, Vanderbilt (2,852 yards).....	2005-07
2.	208—	Craig Yeast, Kentucky (2,899 yards).....	1995-98

3.	207—	Kenny McKinley, South Carolina (2,781 yards).....	2005-08
4.	204—	Terrence Edwards, Georgia (3,093 yards).....	1999-02
5.	200—	Keith Edwards, Vanderbilt (1,757 yards).....	1980-82-84
6.	198—	Chris Collins, Ole Miss (2,621 yards).....	2000-03
7.	197—	Derek Abney, Kentucky (2,339 yards).....	2000-03
8.	194—	Anthony White, Kentucky (1,519 yards).....	1996-99
	194—	DJ Hall, Alabama (2,923 yards).....	2004-07
10.	189—	Keenan Burton, Kentucky (2,376 yards).....	2003-07
11.	188—	Boo Mitchell, Vanderbilt (2,964 yards).....	1985-88
12.	185—	Andre Caldwell, Florida (2,349 yards).....	2004-07
13.	183—	Wendell Davis, LSU (2,708 yards).....	1984-87
	183—	Joey Kent, Tennessee (2,814 yards).....	1993-96
	183—	Alshon Jeffery, South Carolina (3,042 yards).....	2009-11
16.	182—	Brice Hunter, Georgia (2,373 yards).....	1992-95
	182—	Dan Stricker, Vanderbilt (2,880 yards).....	1999-02
	182—	Michael Clayton, LSU (2,582 yards).....	2001-03
19.	179—	Julio Jones, Alabama (2,653 yards).....	2008-11
20.	177—	Marcus Nash, Tennessee (2,447 yards).....	1994-97

YARDS GAINED

1.	303—	Cobi Hamilton, Arkansas vs. Rutgers (10 catches).....	2012
2.	293—	Josh Reed, LSU vs. Alabama (19 catches).....	2001
3.	281—	Jarius Wright, Arkansas vs. Texas A&M (13 catches).....	2011
4.	269—	Craig Yeast, Kentucky vs. Vanderbilt (16 catches).....	1998
5.	263—	Alexander Wright, Auburn vs. Pacific (5 catches).....	1989
6.	256—	Kelley Washington, Tennessee vs. LSU (11 catches).....	2001
7.	249—	Ronney Daniels, Auburn vs. Georgia (9 catches).....	1999
8.	248—	Todd Kinchen, LSU vs. Miss. State (9 catches).....	1991
9.	246—	Taylor Jacobs, Florida vs. UAB (8 catches).....	2002
10.	237—	Carlos Alvarez, Florida vs. Miami (15 catches).....	1969
11.	228—	Danarius Moore, Tennessee vs. South Carolina.....	2010
12.	225—	Johnny Mills, Tennessee vs. Kentucky (7 catches).....	1966
13.	223—	Earl Bennett, Vanderbilt vs. Richmond (13 catches).....	2007
14.	222—	Willie Goshua, Auburn vs. Arkansas (17 catches).....	1995
	222—	Clarence Sevillian, Vanderbilt vs. Tennessee (6 catches).....	1992
	222—	Travis McGriff, Florida vs. South Carolina (13 catches).....	1998
17.	221—	Julio Jones, Alabama (12 catches).....	2010
18.	220—	Earl Bennett, Vanderbilt vs. Kentucky (11 catches).....	2006
19.	219—	M.J. Garrett, Vanderbilt vs. Middle Tennessee (8 catches).....	2001
20.	217—	Willie Gault, Tennessee vs. Vanderbilt (4 catches).....	1981
	217—	David Palmer, Alabama vs. Vanderbilt (8 catches).....	1993
	217—	Darvin Adams, Auburn vs. South Carolina (7 catches).....	2010

SEASON:

1.	1,740—	Josh Reed, LSU (94 catches).....	2001
2.	1,517—	Alshon Jeffery, South Carolina (88 catches).....	2010
3.	1,357—	Travis McGriff, Florida (70 catches).....	1998
4.	1,335—	Cobi Hamilton, Arkansas (90 catches).....	2012
5.	1,329—	Carlos Alvarez, Florida (88 catches).....	1969
6.	1,311—	Craig Yeast, Kentucky (85 catches).....	1998
7.	1,298—	Robert Meachem, Tennessee (71 catches).....	2006
8.	1,293—	Reidel Anthony, Florida (72 catches).....	1996
9.	1,244—	Wendell Davis, LSU (80 catches).....	1986
10.	1,213—	Boo Mitchell, Vanderbilt (78 catches).....	1988
11.	1,191—	Jabar Gaffney, Florida (67 catches).....	2001
12.	1,184—	Jabar Gaffney, Florida (71 catches).....	2000
13.	1,170—	Marcus Nash, Tennessee (76 catches).....	1997
14.	1,156—	Darrell Jackson, Florida (67 catches).....	1999
15.	1,146—	Earl Bennett, Vanderbilt (82 catches).....	2006
16.	1,143—	Sidney Rice, South Carolina (70 catches).....	2005
17.	1,135—	Shay Hodge, Ole Miss (70 catches).....	2009
18.	1,133—	Julio Jones, Alabama (78 catches).....	2010
19.	1,127—	Josh Reed, LSU (65 catches).....	2000
20.	1,117—	Jarius Wright, Arkansas (66 catches).....	2011

CAREER:

1.	3,093—	Terrence Edwards, Georgia (204 catches).....	1999-02
2.	3,042—	Alshon Jeffery, South Carolina (183 catches).....	2009-11
3.	3,001—	Josh Reed, LSU (167 catches).....	1999-01
4.	2,964—	Boo Mitchell, Vanderbilt (188 catches).....	1985-88
5.	2,934—	Jarius Wright, Arkansas (168 catches).....	2008-11
6.	2,923—	DJ Hall, Alabama (194 catches).....	2004-07
7.	2,899—	Craig Yeast, Kentucky (208 catches).....	1995-98
8.	2,880—	Fred Gibson, Georgia (161 catches).....	2001-04
9.	2,880—	Dan Stricker, Vanderbilt (182 catches).....	1999-02
10.	2,879—	Anthony Lucas, Arkansas (137 catches).....	1995-99
11.	2,854—	Cobi Hamilton, Arkansas (175 catches).....	2008-12
12.	2,852—	Earl Bennett, Vanderbilt (236 catches).....	2005-07
13.	2,814—	Joey Kent, Tennessee (183 catches).....	1993-96
14.	2,781—	Kenny McKinley, South Carolina (207 catches).....	2005-08
15.	2,708—	Wendell Davis, LSU (183 catches).....	1984-87
16.	2,653—	Julio Jones, Alabama (179 catches).....	2008-10
17.	2,646—	Shay Hodge, Ole Miss (173 catches).....	2006-09
18.	2,625—	Eric Martin, LSU (152 catches).....	1981-84
19.	2,621—	Chris Collins, Ole Miss (198 catches).....	2000-03
20.	2,619—	A.J. Green, Georgia (166 catches).....	2008-10
21.	2,602—	Tavarres King, Georgia (136 catches).....	2008-12

YARDS PER GAME

SEASON:

1.	145.0—	Josh Reed, LSU (1,740 in 12 games).....	2001
2.	132.9—	Carlos Alvarez, Florida (1,329 in 10 games).....	1969
3.	123.4—	Travis McGriff, Florida (1,357 in 11 games).....	1998

RECORDS AND RESULTS



MISSISSIPPI STATE • MISSOURI • SOUTH CAROLINA • TENNESSEE • TEXAS A&M • VANDERBILT

4.	113.1—	Wendell Davis, LSU (1,244 in 11 games).....	1986
5.	119.2—	Craig Yeast, Kentucky (1,311 in 11 games).....	1998
6.	111.4—	Bob Goodridge, Vanderbilt (1,114 in 10 games).....	1967
7.	111.3—	Cobi Hamilton, Arkansas (1,335 in 12 games).....	2012
8.	110.3—	Boo Mitchell, Vanderbilt (1,213 in 11 games).....	1988
9.	108.4—	Alshon Jeffery, South Carolina (1,517 in 14 games).....	2010
10.	108.3—	Jabar Gaffney, Florida (1,191 in 11 games).....	2001
11.	107.8—	Reidel Anthony, Florida (1,293 in 12 games).....	1996
12.	105.1—	Terry Beasley, Auburn (1,051 in 10 games).....	1970
13.	102.5—	Josh Reed, LSU (1,127 in 11 games).....	2000
14.	100.4—	Anthony Lucas, Arkansas (1,004 in 10 games).....	1998
15.	99.8—	Robert Meachem, Tennessee (1,298 in 13 games).....	2006
16.	98.7—	Jabar Gaffney, Florida (1,184 in 12 games).....	2000
17.	98.2—	Joey Kent, Tennessee (1,080 in 11 games).....	1996
18.	98.1—	Dan Stricker, Vanderbilt (1,079 in 11 games).....	2001
19.	97.5—	Marcus Nash, Tennessee (1,170 in 12 games).....	1997
20.	97.1—	Ronney Daniels, Auburn (1,068 in 11 games).....	1999

CAREER:

1.	103.3—	Jabar Gaffney, Florida (2,375 in 23 games).....	2000-01
2.	96.8—	Josh Reed, LSU (3,001 in 31 games).....	1999-01
3.	85.8—	Kelley Washington, Tennessee (1,453 in 17 games).....	2001-02
4.	83.9—	Terry Beasley, Auburn (2,507 in 30 games).....	1969-71
5.	82.6—	Carlos Alvarez, Florida (2,563 in 31 games).....	1969-71
6.	81.5—	Earl Bennett, Vanderbilt (2,852 in 35 games).....	2005-07
7.	76.1—	Alshon Jeffery, South Carolina (3,042 in 40 games).....	2009-11
8.	75.3—	Dan Stricker, Vanderbilt (2,260 in 30 games).....	1999-02
9.	74.8—	David Smith, Miss. State (2,168 in 29 games).....	1968-70

YARDS PER CATCH

GAME: (Min. 5 catches)

1.	52.6—	Alexander Wright, Auburn vs. Pacific (5 for 263).....	1989
2.	42.0—	Troy Williamson, South Carolina vs. South Florida (5 for 210).....	2004
3.	40.2—	Carlos Carson, LSU vs. Rice (5 for 201).....	1977
4.	40.2—	Devery Henderson, LSU vs. Kentucky (5 for 201).....	2002
5.	40.0—	Pat Coleman, Ole Miss vs. Arkansas State (5 for 200).....	1989
6.	38.0—	Marcus Robinson, South Carolina vs. Miss. State (5 for 190).....	1996
7.	38.0—	Denarius Moore, Tennessee vs. South Carolina.....	2010
8.	37.0—	Clarence Seavian, Vanderbilt vs. Tennessee (6 for 222).....	1992
9.	36.8—	Hines Ward, Georgia vs. Miss. State (5 for 184).....	1996
10.	36.4—	Robert Meachem, Tennessee vs. California (5 for 182).....	2006

GAME: (Min. 10 catches)

1.	30.3—	Cobi Hamilton, Arkansas vs. Rutgers (10 for 303).....	2012
2.	23.3—	Kelley Washington, Tennessee vs. LSU (11 for 256).....	2001
3.	21.6—	Jarius Wright, Arkansas vs. Texas A&M (13 for 281).....	2011
4.	20.8—	Jamaye Smith, Mississippi State vs. Arkansas (10 for 208).....	2007
5.	20.2—	Buck Martin, Georgia Tech vs. Auburn (10 for 202).....	1951
6.	20.1—	Carl Pickens, Tennessee vs. Kentucky (10 for 201).....	1990
7.	20.1—	Lucas Miller, Arkansas vs. Mississippi State (10 for 201).....	2008
8.	20.0—	Earl Bennett, Vanderbilt vs. Kentucky (11 for 220).....	2006
9.	19.9—	Julio Jones, Alabama vs. Auburn (10 for 199).....	2010
10.	19.0—	Tim McGee, Tennessee vs. Vanderbilt (10 for 190).....	1984

SEASON: (Min. 25 catches)

1.	29.3—	Bucky Curtis, Vanderbilt (27 for 791).....	1950
2.	25.0—	Danny Knight, Miss. State (37 for 924).....	1982
3.	24.9—	Freddy Weygand, Auburn (32 for 796).....	1984
4.	24.3—	Tony Burks, Mississippi State (35 for 850).....	2006
5.	23.5—	Larry Seiple, Kentucky (27 for 635).....	1966
6.	23.3—	Anthony Lucas, Arkansas (43 for 1,004).....	1998
7.	22.6—	Tavarres King, Georgia (42 for 950).....	2012
8.	22.3—	Ozzie Newsome, Alabama (36 for 804).....	1977
9.	22.3—	Andy Hamilton, LSU (39 for 870).....	1970
10.	22.2—	Anthony Lucas, Arkansas (37 for 822).....	1999

SEASON: (Min. 50 catches)

1.	20.5—	Eric Martin, LSU (52 for 1,064).....	1983
2.	20.2—	Terry Beasley, Auburn (52 for 1,051).....	1970
3.	19.4—	Travis McGriff, Florida (70 for 1,357).....	1998
4.	19.2—	Marcus Monk, Arkansas (50 for 962).....	2006
5.	19.1—	Ronney Daniels, Auburn (56 for 1,068).....	1999
6.	18.6—	Jack Jackson, Florida (51 for 949).....	1993
7.	18.3—	Robert Meachem, Tennessee (71 for 1,298).....	2006
8.	18.1—	Chuck Scott, Vanderbilt (54 for 975).....	1984
9.	18.0—	George Wilson, Arkansas (50 for 900).....	2003
10.	18.0—	Reidel Anthony, Florida (72 for 1,293).....	1996

SEASON: (Min. 75 catches)

1.	18.5—	Josh Reed, LSU (94 for 1,740).....	2001
2.	17.2—	Alshon Jeffery, South Carolina (88 for 1,517).....	2010
3.	15.6—	Wendell Davis, LSU (80 for 1,244).....	1986
4.	15.6—	Boo Mitchell, Vanderbilt (78 for 1,213).....	1988
5.	15.4—	Craig Yeast, Kentucky (85 for 1,311).....	1998
6.	15.4—	Marcus Nash, Tennessee (76 for 1,170 yards).....	1997
7.	15.3—	Joey Kent, Tennessee (69 for 1,055).....	1995
8.	15.1—	Carlos Alvarez, Florida (88 for 1,329).....	1969
9.	14.5—	Julio Jones, Alabama (78 for 1,133).....	2010
10.	14.1—	Bob Goodridge, Vanderbilt (79 for 1,114).....	1967

CAREER: (Min. 50 catches)

1.	24.5—	Bucky Curtis, Vanderbilt (61 for 1,496).....	1947-50
2.	23.6—	Alexander Wright, Auburn (56 for 1,320).....	1986-89
3.	22.7—	Wayne Wheeler, Alabama (55 for 1,246).....	1971-73
4.	21.9—	Danny Knight, Miss. State (81 for 1,773).....	1980-83
5.	21.3—	Wes Chandler, Florida (92 for 1,963).....	1974-77
6.	21.3—	Byron Franklin, Auburn (74 for 1,573).....	1977-80

CAREER: (Min. 100 catches)

1.	21.0—	Anthony Lucas, Arkansas (137 for 2,879).....	1995-99
2.	20.3—	Ozzie Newsome, Alabama (102 for 2,070).....	1974-77
3.	20.1—	Willie Green, Ole Miss (113 for 2,274).....	1986-89
4.	20.0—	Andy Hamilton, LSU (100 for 1,995).....	1969-71
5.	19.3—	Jacquez Green, Florida (113 for 2,181).....	1995-97
6.	19.1—	Mardye McDole, Miss. State (116 for 2,214).....	1977-80
7.	19.1—	Tavarres King, Georgia (126 for 2,602).....	2008-12
8.	18.8—	Joey Kent, Tennessee (150 for 2,814).....	1994-96
9.	18.0—	Reidel Anthony, Florida (126 for 2,274).....	1994-96
10.	17.9—	Josh Reed, LSU (167 for 3,001).....	1999-01
11.	17.9—	Fred Gibson, Georgia (161 for 2,884).....	2001-04
12.	17.9—	Denarius Moore, Tennessee (112 for 2,004).....	2007-10

TOUCHDOWN CATCHES

GAME:

1.	5—	Carlos Carson, LSU vs. Rice.....	1977
2.	5—	Earl Bennett, Vanderbilt vs. Kentucky.....	2005
3.	5—	Sidney Rice, South Carolina vs. Florida Atlantic.....	2006
4.	4—	Ike Hilliard, Florida vs. Tennessee.....	1995
5.	4—	Al Bruno, Kentucky vs. North Dakota.....	1950
6.	4—	Buck Martin, Georgia Tech vs. Auburn.....	1951
7.	4—	Allama Matthews, Vanderbilt vs. Virginia Tech.....	1982
8.	4—	Alexander Wright, Auburn vs. Pacific.....	1989
9.	4—	Tony Moss, LSU vs. Ohio.....	1989
10.	4—	Jack Jackson, Florida vs. New Mexico State.....	1994
11.	4—	Craig Yeast, Kentucky vs. Indiana.....	1997
12.	4—	James Whalen, Kentucky vs. Georgia.....	1999

SEASON:

1.	18—	Reidel Anthony, Florida (12 games).....	1996
2.	17—	Chris Doering, Florida (12 games).....	1995
3.	15—	Ike Hilliard, Florida (11 games).....	1995
4.	15—	Jack Jackson, Florida (12 games).....	1994
5.	14—	Allama Matthews, Vanderbilt (11 games).....	1982
6.	14—	Craig Yeast, Kentucky (11 games).....	1998
7.	14—	Jabar Gaffney, Florida (12 games).....	2000
8.	13—	Jabar Gaffney, Florida (11 games).....	2001
9.	13—	Sidney Rice, South Carolina (11 games).....	2005
10.	13—	Steve Johnson, Kentucky (13 games).....	2007
11.	12—	Carlos Alvarez, Florida (10 games).....	1969
12.	12—	Terry Beasley, Auburn (10 games).....	1971
13.	12—	Carl Parker, Vanderbilt (11 games).....	1987
14.	12—	Cedrick Wilson, Tennessee (11 games).....	2000
15.	12—	Dwayne Bowe, LSU (13 games).....	2006
16.	12—	Keenan Burton, Kentucky (13 games).....	2006
17.	12—	Jarius Wright, Arkansas (12 games).....	2011
18.	11—	Terry Beasley, Auburn (10 games).....	1970
19.	11—	Wendell Davis, LSU (11 games).....	1986
20.	11—	Cory Fleming, Tennessee (11 games).....	1993
21.	11—	Jack Jackson, Florida (12 games).....	1993
22.	11—	Robert Meachem, Tennessee (13 games).....	2006
23.	11—	Terrence Edwards, Georgia (14 games).....	2002
24.	11—	Devery Henderson, LSU (14 games).....	2003
25.	11—	Marcus Monk, Arkansas (14 games).....	2006
26.	11—	Brandon Lafell, LSU (13 games).....	2009
27.	11—	Amari Cooper, Alabama (14 games).....	2012

CAREER:

1.	31—	Chris Doering, Florida (40 games).....	1992-95
2.	30—	Terrence Edwards, Georgia (45 games).....	1999-02
3.	29—	Ike Hilliard, Florida (32 games).....	1994-96
4.	29—	Terry Beasley, Auburn (30 games).....	1969-71
5.	29—	Jack Jackson, Florida (38 games).....	1992-94
6.	28—	Craig Yeast, Kentucky (43 games).....	1995-98
7.	27—	Jabar Gaffney, Florida (23 games).....	2000-01
8.	27—	Marcus Monk, Arkansas (43 games).....	2004-07
9.	26—	Reidel Anthony, Florida (33 games).....	1994-96
10.	26—	Dwayne Bowe, LSU (42 games).....	2003-06
11.	25—	Joey Kent, Tennessee (44 games).....	1993-96
12.	25—	Keenan Burton, Kentucky (46 games).....	2003-07
13.	25—	Brandon Lafell, LSU (50 games).....	2006-09
14.	24—	Willie Jackson, Florida (37 games).....	1990-93
15.	24—	Cedrick Wilson, Tennessee (46 games).....	1997-00
16.	24—	Chris Collins, Ole Miss (48 games).....	2000-03
17.	24—	Marcus Monk, Arkansas (36 games).....	2004-06
18.	24—	Jarius Wright, Arkansas (50 games).....	2008-11
19.	23—	Anthony Lucas, Arkansas (42 games).....	1995-99
20.	23—	Jacquez Green, Florida (34 games).....	1995-97
21.	23—	Sidney Rice, South Carolina (24 games).....	2005-06
22.	23—	A.J. Green, Georgia (32 games).....	2008-10
23.	23—	Alshon Jeffery, South Carolina (40 games).....	2009-11

SCORING

MOST POINTS

GAME:

1.	42—	Showboat Boykin, Ole Miss vs. Miss. State (7 TDs).....	1951
2.	36—	Madre Hill, Arkansas vs. South Carolina (6 TDs).....	1995
3.	36—	Carnell Williams, Auburn vs. Mississippi State (6 TDs).....	2003
4.	36—	Trey Burton, Florida vs. Kentucky (6 TDs).....	2010
5.	30—	Bob Davis, Kentucky vs. Maryville (5 TDs).....	1936
6.	30—	Bob Davis, Kentucky vs. Washington & Lee (5 TDs).....	1937



RECORDS AND RESULTS

ALABAMA • ARKANSAS • AUBURN • FLORIDA • GEORGIA • KENTUCKY • LSU • OLE MISS

30—	Carlos Carson, LSU vs. Rice (5 TDs).....	1977
30—	Frank Mordica, Vanderbilt vs. Air Force (5 TDs).....	1978
30—	Joe Cribbs, Auburn vs. Vanderbilt (5 TDs).....	1978
30—	Robert Edwards, Georgia vs. South Carolina (5 TDs).....	1995
30—	Kevin Faulk, LSU vs. Kentucky (5 TDs).....	1997
30—	Shaun Alexander, Alabama vs. Brigham Young (5 TDs).....	1998
30—	Earl Bennett, Vanderbilt vs. Kentucky (5 TDs).....	2005
30—	Sidney Rice, South Carolina vs. Florida Atlantic (5 TDs).....	2006
30—	Tim Tebow, Florida vs. South Carolina (5 TDs).....	2007
30—	Washaun Ealey, Georgia vs. Kentucky (5 TDs).....	2010

SEASON:

1.	147—	Colt David, LSU (1 TD, 26 FGs, 63 PATs).....	2007
2.	144—	Trent Richardson, Alabama (24 TDs).....	2011
3.	144—	Shaun Alexander, Alabama (24 TDs).....	1999
4.	138—	Tim Tebow, Florida (23 TDs).....	2007
5.	132—	Leigh Tiffin, Alabama (30 FG, 136 PATs).....	2009
6.	131—	Billy Bennett, Georgia (31 FGs, 38 PATs).....	2003
7.	130—	Billy Bennett, Georgia (26 FGs, 52 PATs).....	2002
8.	126—	Garrison Hearst, Georgia (21 TDs).....	1992
	126—	Cam Newton, Auburn (21 TDs).....	2010
	126—	Johnny Manziel, Texas A&M (21 TDs).....	2012
11.	125—	Jonathan Nichols, Ole Miss (25 FGs, 49 PATs).....	2003
12.	123—	Wes Byrum, Auburn (17 FGs, 72 PATs).....	2010
13.	120—	Jackie Parker, Miss. State (16 TDs, 24 PATs).....	1952
	120—	Herschel Walker, Georgia (20 TDs).....	1981
	120—	Reggie Cobb, Tennessee (20 TDs).....	1987
	120—	Mark Ingram, Alabama (20 TDs).....	2009
17.	118—	Zach Hocker, Arkansas (21 FGs, 55 PATs).....	2011
18.	115—	Daniel Lincoln, Tennessee (21 FGs, 52 PATs).....	2007
	115—	Jeremy Shelly, Alabama (21 FGs, 52 PATs).....	2011
20.	114—	LaBrandon Toefield, LSU (19 TDs).....	2001
	114—	Brandon Couto, Georgia (23 FGs, 45 PATs).....	2005
	114—	Jonathan Phillips, Florida (12 FGs, 78 PATs).....	2008
	114—	Marcus Lattimore, South Carolina (19 TDs).....	2010
	114—	Eddie Lacy, Alabama (19 TD).....	2012

CAREER:

1.	412—	Blair Walsh, Georgia (184 PATs, 76 FGs, 53 games).....	2008-11
2.	409—	Billy Bennett, Georgia (148 PAT, 87 FGs, 50 games).....	2000-03
3.	385—	Leigh Tiffin, Alabama (83 FGs, 136 PATs).....	2006-09
4.	371—	Jeff Hall, Tennessee (188 PAT, 61 FGs, 46 games).....	1995-98
5.	369—	Colt David, LSU (201 PATs, 54 FGs, 1 TD, 52 games).....	2005-08
6.	368—	Jeff Chandler, Florida (67 FGs, 167 PATs, 46 games).....	1997-01
7.	363—	Wes Byrum, Auburn (60 FGs, 183 PATs, 51 games).....	2007-10
8.	353—	Kevin Butler, Georgia (122 PAT, 77 FGs, 44 games).....	1981-84
9.	345—	Phillip Doyle, Alabama (105 PAT, 78 FGs, 1 TD, 43 games).....	1987-90
10.	342—	Tim Tebow (57 TDs, 55 games).....	2006-09
11.	326—	Michael Proctor, Alabama (131 PAT, 65 FGs, 47 games).....	1992-95
12.	325—	James Wilhoit, Tennessee (148 PAT, 59 FGs, 50 games).....	2003-06
13.	318—	Kevin Faulk, LSU (53 TDs, 41 games).....	1995-98
14.	317—	John Becksvort, Tennessee (161 PAT, 52 FGs, 41 games).....	1991-94
15.	314—	Herschel Walker, Georgia (52 TDs, 1 two-point, 33 games).....	1980-82
	314—	Fuad Revez, Tennessee (101 PAT, 71 FGs, 44 games).....	1981-84
17.	312—	John Vaughn, Auburn (50 FGs, 162 PATs, 48 games).....	2003-06
	312—	Van Tiffin, Alabama (59 FGs, 135 PATs, 44 games).....	1983-86
19.	310—	Joshua Shene, Ole Miss (139 PAT, 57 FGs).....	2006-09
20.	305—	Lones Sieber, Kentucky (49 FGs, 158 PATs).....	2006-09

MOST TOUCHDOWNS

GAME:

1.	*7—	Showboat Boykin, Ole Miss vs. Miss. State (NCAA record).....	1951
2.	6—	Madre Hill, Arkansas vs. South Carolina.....	1995
	6—	Carnell Williams, Auburn vs. Mississippi State.....	2003
	6—	Trey Burton, Florida vs. Kentucky.....	2010
4.	5—	Robert Edwards, Georgia vs. South Carolina.....	1995
	5—	Bob Davis, Kentucky vs. Maryville.....	1936
	5—	Bob Davis, Kentucky vs. Washington & Lee.....	1937
	5—	Carlos Carson, LSU vs. Rice.....	1977
	5—	Frank Mordica, Vanderbilt vs. Air Force.....	1978
	5—	Joe Cribbs, Auburn vs. Vanderbilt.....	1978
	5—	Kevin Faulk, LSU vs. Kentucky.....	1997
	5—	Shaun Alexander, Alabama vs. Brigham Young.....	1998
	5—	Sidney Rice, South Carolina vs. Florida Atlantic.....	2006
	5—	Tim Tebow, Florida vs. South Carolina.....	2007
	5—	Washaun Ealy, Georgia vs. Kentucky.....	2010

SEASON:

1.	24—	Shaun Alexander, Alabama.....	1999
	24—	Trent Richardson, Alabama.....	2011
3.	23—	Tim Tebow, Florida.....	2007
4.	21—	Garrison Hearst, Georgia.....	1992
	21—	Cam Newton, Auburn.....	2010
	21—	Johnny Manziel, Texas A&M.....	2012
7.	20—	Herschel Walker, Georgia.....	1981
	20—	Reggie Cobb, Tennessee.....	1987
	20—	Mark Ingram, Alabama.....	2009
10.	19—	LaBrandon Toefield, LSU.....	2001
	19—	Marcus Lattimore, South Carolina.....	2010
	19—	Eddie Lacy, Alabama.....	2012
13.	18—	Tommy Durrance, Florida.....	1969
	18—	Tim Worley, Georgia.....	1988
	18—	Siran Stacy, Alabama.....	1989
	18—	Reidel Anthony, Florida.....	1996
	18—	Knowshon Moreno, Georgia.....	2008
	18—	Charles Scott, LSU.....	2008

18—	Todd Gurley, Georgia.....	2012	
20.	17—	Frank Sinkwich, Georgia.....	1942
	17—	Charles Alexander, LSU.....	1977
	17—	Herschel Walker, Georgia.....	1982
	17—	Bo Jackson, Auburn.....	1985
	17—	Bobby Humphrey, Alabama.....	1986
	17—	Lars Tate, Georgia.....	1986
	17—	Stephen Davis, Auburn.....	1995
	17—	Chris Doering, Florida.....	1995
	17—	Moe Williams, Kentucky.....	1995
	17—	Kevin Faulk, LSU.....	1998
	17—	Shaun Alexander, Alabama.....	1998
	17—	Deuce McAllister, Ole Miss.....	2000
	17—	Carnell Williams, Auburn.....	2003
	17—	Darren McFadden, Arkansas.....	2007

CAREER:

1.	57—	Tim Tebow, Florida (55 games).....	2006-09
2.	53—	Kevin Faulk, LSU (41 games).....	1995-98
3.	52—	Herschel Walker, Georgia (33 games).....	1980-82
4.	50—	Dalton Hilliard, LSU (44 games).....	1982-85
5.	50—	Shaun Alexander, Alabama (41 games).....	1996-99
6.	46—	Anthony Dixon, Miss. State (47 games).....	2006-09
	46—	Carnell Williams, Auburn (42 games).....	2001-04
	46—	Mark Ingram, Alabama (39 games).....	2008-10
9.	45—	Bo Jackson, Auburn (38 games).....	1982-85
10.	43—	Trent Richardson, Alabama.....	2009-11
11.	42—	Charles Alexander, LSU (44 games).....	1975-78
12.	41—	Deuce McAllister, Ole Miss (43 games).....	1997-00
	41—	Darren McFadden, Arkansas (38 games).....	2005-07
	41—	Marcus Lattimore, South Carolina (29 games).....	2010-12
15.	40—	Bobby Humphrey, Alabama (35 games).....	1985-88
16.	39—	Stanley Morgan, Tennessee (44 games).....	1973-76
	39—	James Stewart, Tennessee (44 games).....	1991-94
18.	38—	Johnny Musso, Alabama (30 games).....	1969-71
19.	37—	Lars Tate, Georgia (42 games).....	1984-87
	37—	Emmitt Smith, Florida (31 games).....	1987-89
	37—	Randall Cobb, Kentucky (36 games).....	2008-10

FIELD GOAL ATTEMPTS

GAME:

1.	7—	Al Del Greco, Auburn vs. Kentucky (made 6).....	1982
	7—	Doug Pelfrey, Kentucky vs. Miss. State (made 5).....	1992
	7—	Jeremy Shelley, Alabama vs. LSU, BCS Championship Game (made 5).....	2011
4.	6—	John Riley, Auburn vs. Kentucky (made 4).....	1968
	6—	Alan Duncan, Tennessee vs. Kentucky (made 5).....	1978
	6—	Rex Robinson, Georgia vs. Georgia Tech (made 3).....	1979
	6—	Bobby Raymond, Florida vs. Florida State (made 6).....	1983
	6—	Bobby Raymond, Florida vs. Kentucky (made 6).....	1984
	6—	David Browndyke, LSU vs. Ole Miss (made 4).....	1986
	6—	Phillip Doyle, Alabama vs. SW Louisiana (made 6).....	1990
	6—	Kanon Parkman, Georgia vs. Florida (made 4).....	1993
	6—	Billy Bennett, Georgia vs. Georgia Tech (made 6).....	2001
	6—	Jonathan Nichols, Ole Miss vs. Texas Tech (made 6).....	2003
	6—	John Vaughn, Auburn vs. LSU (made 1).....	2005
6—	Blair Walsh, Georgia vs. Vanderbilt (made 4).....	2011	

SEASON:

1.	38—	Billy Bennett, Georgia (made 31).....	2003
2.	35—	Leigh Tiffin, Alabama (made 30).....	2009
	35—	Blair Walsh, Georgia (made 21).....	2011
4.	34—	Leigh Tiffin, Alabama (made 25).....	2007
5.	33—	Billy Bennett, Georgia (made 26).....	2002
	33—	Colt David, LSU (made 26).....	2007
7.	31—	Fuad Revez, Tennessee (made 27).....	1982
	31—	Phillip Doyle, Alabama (made 19).....	1988
9.	30—	Ryan Succop, South Carolina (made 20).....	2008
	30—	Caleb Sturgis, Florida (made 22).....	2009

CAREER:

1.	111—	Leigh Tiffin, Alabama (83 made).....	2006-09
2.	110—	Billy Bennett, Georgia (made 87).....	2000-03
3.	105—	Phillip Doyle, Alabama (made 78).....	1987-90
4.	103—	Blair Walsh, Georgia (made 76).....	2008-11
5.	98—	Kevin Butler, Georgia (made 77).....	1981-84
6.	95—	Fuad Revez, Tennessee (made 71).....	1981-84
7.	91—	Michael Proctor, Alabama (made 65).....	1992-95
8.	89—	Jeff Hall, Tennessee (made 61).....	1995-98
9.	88—	Van Tiffin, Alabama (made 59).....	1983-86
	88—	Caleb Sturgis, Florida (made 70).....	2008-12

FIELD GOALS MADE

GAME:

1.	6—	Al Del Greco, Auburn vs. Kentucky (7 atts.).....	1982
	6—	Bobby Raymond, Florida vs. Florida State (6 atts.).....	1983
	6—	Bobby Raymond, Florida vs. Kentucky (6 atts.).....	1984
	6—	Phillip Doyle, Alabama vs. SW Louisiana (6 atts.).....	1990
	6—	Billy Bennett, Georgia vs. Georgia Tech (6 atts.).....	2001
	6—	Jonathan Nichols, Ole Miss vs. Texas Tech (6 atts.).....	2003
7.	5—	Brian Clark, Florida vs. Ole Miss (5 atts.).....	1980
	5—	Jorge Portela, Auburn vs. Florida (5 atts.).....	1977
	5—	Alan Duncan, Tennessee vs. Kentucky (6 atts.).....	1978
	5—	Fuad Revez, Tennessee vs. Memphis State (5 atts.).....	1982
	5—	Fuad Revez, Tennessee vs. Kentucky (5 atts.).....	1982
	5—	Brian Lee, Ole Miss vs. Tulane (5 atts.).....	1991

RECORDS AND RESULTS



MISSISSIPPI STATE • MISSOURI • SOUTH CAROLINA • TENNESSEE • TEXAS A&M • VANDERBILT

5—	Doug Pelfrey, Kentucky vs. Miss. State (7 atts.)	1992
5—	Scott Etheridge, Auburn vs. LSU (5 atts.)	1992
5—	Jaret Holmes, Auburn vs. UAB (5 atts.)	1996
5—	Brian Hazelwood, Mississippi State vs. Arkansas (5 atts.)	1998
5—	Alex Walls, Tennessee vs. Florida (5 atts.)	2000
5—	Spencer Lanning, South Carolina vs. Georgia (5 atts.)	2009
5—	Leigh Tiffin, Alabama at Ole Miss (5 atts.)	2009
5—	Bryson Rose, Ole Miss vs. Louisiana-Lafayette (5 atts.)	2010
5—	Jeremy Shelley, Alabama vs. LSU, BCS Championship Game	2011

FIELD GOALS MADE

SEASON:

1.	31—	Billy Bennett, Georgia (38 atts.)	2003
2.	30—	Leigh Tiffin, Alabama (35 atts.)	2009
3.	27—	Fuad Reveiz, Tennessee (31 atts.)	1982
4.	26—	Billy Bennett, Georgia (33 atts.)	2002
26—	Colt David, LSU (33 atts.)	2007	
6.	25—	Jonathan Nichols, Ole Miss (29 atts.)	2003
25—	Leigh Tiffin, Alabama (34 atts.)	2007	
8.	24—	Carlos Reveiz, Tennessee (28 atts.)	1985
24—	Phillip Doyle, Alabama (29 atts.)	1990	
24—	Caleb Sturgis, Florida (28 atts.)	2012	

CAREER:

1.	87—	Billy Bennett, Georgia (110 atts.)	2000-03
2.	83—	Leigh Tiffin, Alabama (111 atts.)	2006-09
3.	78—	Phillip Doyle, Alabama (105 atts.)	1987-90
4.	77—	Kevin Butler, Georgia (98 atts.)	1981-84
5.	76—	Blair Walsh, Georgia (103 atts.)	2008-11
6.	71—	Fuad Reveiz, Tennessee (95 atts.)	1981-84
7.	70—	Caleb Sturgis, Florida (88 atts.)	2008-12
8.	67—	Jeff Chandler, Florida (80 atts.)	1997-01
9.	65—	Michael Proctor, Alabama (91 atts.)	1992-95
10.	61—	Kanon Parkman, Georgia (85 atts.)	1991-95
61—	David Brownध्ये, LSU (75 atts.)	1986-89	
61—	Jeff Hall, Tennessee (89 atts.)	1995-98	

LONG FIELD GOALS

GAME:

1.	60—	Fuad Reveiz, Tennessee vs. Georgia Tech	1982
60—	Kevin Butler, Georgia vs. Clemson	1984	
60—	Chris Perkins, Florida vs. Tulane	1984	
4.	59—	Cloyce Hinton, Ole Miss vs. Georgia	1969
59—	Kevin Butler, Georgia vs. Ole Miss	1982	
6.	58—	Allan Leavitt, Georgia vs. Vanderbilt	1976
58—	Brandon Couto, Georgia vs. Louisiana-Monroe	2005	
8.	57—	Neil O'Donoghue, Auburn vs. Tennessee	1976
57—	Van Tiffin, Alabama vs. Texas A&M	1985	
57—	Phillip Yost, Auburn vs. Western Kentucky	2003	

CONSECUTIVE FIELD GOALS

1.	18—	Fuad Reveiz, Tennessee	1984
2.	17—	Bobby Raymond, Florida	1984
17—	Bryson Rose, Ole Miss	2010-11	

FIELD GOAL PERCENTAGE

SEASON: (Min. 10 made)

1.	100.0—	David Brownध्ये, LSU (14 of 14)	1989
2.	93.8—	Wes Byrum, Auburn (15 of 16)	2009
3.	93.3—	Mike Conway, LSU (14 of 15)	1978
4.	92.9—	Billy Bennett, Georgia (13 of 14)	2000

SEASON: (Min. 20 made)

1.	90.9—	Blair Walsh, Georgia (20 of 22)	2009
2.	88.4—	Bobby Raymond, Florida (23 of 26)	1984
3.	88.0—	Phillip Doyle, Alabama (22 of 25)	1989
4.	87.5—	Jeff Chandler, Florida (21 of 24)	1999
5.	87.1—	Fuad Reveiz, Tennessee (27 of 31)	1982
6.	86.9—	Bobby Raymond, Florida (20 of 23)	1983
86.9—	Fuad Reveiz, Tennessee (20 of 23)	1984	
86.9—	Blair Walsh, Georgia (20 of 23)	2010	
9.	86.2—	Jonathan Nichols, Ole Miss (25 of 29)	2003
10.	85.7—	Carlos Reveiz, Tennessee (24 of 28)	1985
85.7—	Leigh Tiffin, Alabama (30 of 35)	2009	
85.7—	Caleb Sturgis, Florida (24 of 28)	2012	

CAREER: (Min. 25 made)

1.	*87.8—	Bobby Raymond, Florida (43 of 49)	1982-84
2.	86.2—	Bryson Rose, Ole Miss (25 of 29)	2010-12
3.	83.8—	Jeff Chandler, Florida (67 of 80)	1997-01
4.	82.9—	Berj Yepremian, Florida (29 of 35)	1976-78
5.	82.8—	Jeff Chandler, Florida (48 of 58)	1997-00
6.	82.1—	Judd Davis, Florida (32 of 39)	1992-94
7.	81.3—	David Brownध्ये, LSU (61 of 75)	1986-89
8.	80.3—	Brandon Couto, Georgia (53 of 66)	2004-07
9.	79.5—	Caleb Sturgis, Florida (70 of 88)	2009-12
10.	79.1—	Billy Bennett, Georgia (87 of 110)	2000-03
79.1—	Scott Etheridge, Auburn (34 of 43)	1992-93	
12.	78.9—	Jeff Dawson, Florida (30 of 38)	1985-86
13.	78.8—	Matt Hawkins, Auburn (26 of 33)	1994-95
14.	78.5—	Kevin Butler, Georgia (77 of 98)	1981-84
15.	77.9—	Alex Walls, Tennessee (53 of 68)	1999-02
16.	77.3—	Spencer Lanning, South Carolina (34 of 44)	2007-10

17.	76.8—	Jonathan Nichols, Ole Miss (63 of 82)	2001-04
18.	76.3—	Win Lyle, Auburn (45 of 59)	1987-89

PAT KICKS ATTEMPTED

GAME:

1.	13—	Red Lutz, Alabama vs. Delta State (made 11)	1951
2.	11—	George Jernigan, Georgia vs. Furman (made 10)	1946
11—	Bill Davis, Alabama vs. Virginia Tech (made 11)	1973	
11—	Reed Morton, South Carolina vs. Kent (made 11)	1995	
11—	Collins Cooper, Florida vs. Central Michigan (made 9)	1997	
6.	10—	Bob Gain, Kentucky vs. North Dakota (made 10)	1950
10—	Bobby Moreau, LSU vs. Rice (made 10)	1977	
10—	Judd Davis, Florida vs. New Mexico State (made 10)	1994	
10—	Judd Davis, Florida vs. Kentucky (made 10)	1994	
10—	Kanon Parkman, Georgia vs. Northeast Louisiana (made 10)	1994	
10—	Alex Walls, Tennessee vs. Louisiana-Monroe (made 10)	2000	

SEASON:

1.	79—	Jonathan Phillips, Florida (made 78)	2008
2.	74—	Taylor Bertolet, Texas A&M (made 67)	2012
3.	73—	Joey Iijas, Florida (made 72)	2007
73—	Wes Byrum, Auburn (made 72)	2010	
5.	71—	Bart Edmiston, Florida (made 71)	1995
6.	69—	Jeremy Shelley, Alabama (made 69)	2012
7.	67—	Marshall Morgan, Georgia (made 63)	2012
8.	66—	Bart Edmiston, Florida (made 69)	1996
9.	65—	Judd Davis, Florida (made 65)	1994
10.	63—	Colt David, LSU (made 63)	2007

PAT KICKS ATTEMPTED

CAREER:

1.	204—	Colt David, LSU (made 201)	2005-08
2.	194—	Jeff Hall, Tennessee (made 188)	1995-98
3.	186—	Wes Byrum, Auburn (made 183)	2007-10
4.	185—	Blair Walsh, Georgia (made 184)	2008-11
5.	180—	Jeff Chandler, Florida (made 167)	1997-01
6.	175—	Jeremy Shelley, Alabama (made 162)	2009-12
7.	165—	Lones Seiber, Kentucky (made 158)	2006-09
8.	164—	Bart Edmiston, Florida (made 160)	1992-96
9.	163—	John Vaughn, Auburn (made 162)	2003-06
10.	161—	John Becksvoort, Tennessee (made 161)	1991-94

PAT KICKS MADE

GAME:

1.	11—	Reed Morton, South Carolina vs. Kent (11 atts.)	1995
11—	Bill Davis, Alabama vs. Virginia Tech (11 atts.)	1973	
11—	Red Lutz, Alabama vs. Delta State (13 atts.)	1951	
4.	10—	Bob Gain, Kentucky vs. North Dakota (10 atts.)	1950
10—	Bobby Moreau, LSU vs. Rice (10 atts.)	1977	
10—	George Jernigan, Georgia vs. Furman (10 atts.)	1946	
10—	Judd Davis, Florida vs. New Mexico State (10 atts.)	1994	
10—	Judd Davis, Florida vs. Kentucky (10 atts.)	1994	
10—	Kanon Parkman, Georgia vs. Northeast Louisiana (10 atts.)	1994	
10—	Alex Walls, Tennessee vs. Louisiana-Monroe (10 atts.)	2000	

SEASON:

1.	78—	Jonathan Phillips, Florida (79 atts.)	2008
2.	72—	Joey Iijas, Florida (73 atts.)	2007
72—	Wes Byrum, Auburn (73 atts.)	2010	
4.	71—	Bart Edmiston, Florida (71 atts.)	1995
5.	69—	Jeremy Shelley, Alabama (69 atts.)	2012
6.	67—	Taylor Bertolet, Texas A&M (74 atts.)	2012
7.	65—	Judd Davis, Florida (65 atts.)	1994
8.	64—	Bart Edmiston, Florida (66 atts.)	1996
9.	63—	Colt David, LSU (63 atts.)	2007
63—	Marshall Morgan, Georgia (67 atts.)	2012	

CAREER:

1.	201—	Colt David, LSU (204 atts.)	2005-08
2.	188—	Jeff Hall, Tennessee (194 atts.)	1995-98
3.	184—	Blair Walsh, Georgia (185 atts.)	2008-11
4.	183—	Wes Byrum, Auburn (186 atts.)	2007-10
5.	172—	Jeremy Shelley, Alabama (175 atts.)	2009-12
6.	167—	Jeff Chandler, Florida (180 atts.)	1997-01
7.	162—	John Vaughn, Auburn (163 atts.)	2003-06
8.	161—	John Becksvoort, Tennessee (161 atts.)	1991-94
9.	160—	Bart Edmiston, Florida (164 atts.)	1992-96
10.	158—	Lones Seiber, Kentucky (165 atts.)	2006-09

PAT KICKS PERCENTAGE

GAME: (Min. 10 atts.)

1.	100—	Bill Davis, Alabama vs. Virginia Tech (11 of 11)	1973
100—	Reed Morton, South Carolina vs. Kent (11 of 11)	1995	
100—	Bob Gain, Kentucky vs. North Dakota (10 of 10)	1950	
100—	Bobby Moreau, LSU vs. Rice (10 of 10)	1977	
100—	Judd Davis, Florida vs. Kentucky (10 of 10)	1994	
100—	Judd Davis, Florida vs. New Mexico State (10 of 10)	1994	
100—	Alex Walls, Tennessee vs. Louisiana-Monroe (10 of 10)	2000	

SEASON: (Min. 45 atts.)

1.	100—	Bart Edmiston, Florida (71 of 71)	1995
100—	Judd Davis, Florida (65 of 65)	1994	
100—	Colt David, LSU (63 of 63)	2007	



RECORDS AND RESULTS

ALABAMA • ARKANSAS • AUBURN • FLORIDA • GEORGIA • KENTUCKY • LSU • OLE MISS

100—	John Becksvoort, Tennessee (59 of 59).....	1993
100—	Billy Bennett, Georgia (52 of 52).....	2002
100—	John Vaughn, Auburn (50 of 50).....	2005
100—	Greg Burke, Tennessee (50 of 50).....	1990
100—	Blair Walsh, Georgia (50 of 50).....	2008
100—	Chris Knapp, Auburn (49 of 49).....	1986
100—	Jonathan Nichols, Ole Miss (49 of 49).....	2003
100—	Matt Leach, Florida (49 of 49).....	2004
100—	Brandon Coutu, Georgia (49 of 49).....	2007
100—	Jeff Hall, Tennessee (47 of 47).....	1998
100—	Scott Etheridge, Auburn (45 of 45).....	1993
100—	Brandon Coutu, Georgia (45 of 45).....	2005
100—	Wes Byrum, Auburn (54 of 54).....	2009
100—	Zach Hocker, Arkansas (56 of 56).....	2010
100—	Blair Walsh, Georgia (46 of 46).....	2011
100—	Adam Yates, South Carolina (49 of 49).....	2012
100—	Jeremy Shelley, Alabama (69 of 69).....	2012

CAREER: (MIN. 100 atts.)

1.	*100—	John Becksvoort, Tennessee (161 of 161).....	1991-94
	*100—	Van Tiffin, Alabama (135 of 135).....	1983-86
	*100—	Damon Duval, Auburn (125 of 125).....	1999-02
	*100—	Brandon Coutu, Georgia (114 of 114).....	2004-07
	*100—	David Brownwyke, LSU (109 of 109).....	1986-89
6.	99.5—	Blair Walsh, Georgia (184 of 185).....	2008-11
7.	99.4—	John Vaughn, Auburn (162 of 163).....	2003-06
8.	99.2—	Michael Proctor, Alabama (131 of 132).....	1992-95
9.	99.1—	Al Del Greco, Auburn (110 of 111).....	1980-83
10.	99.0—	Rex Robinson, Georgia (101 of 102).....	1977-80

*—NCAA record

CONSECUTIVE PAT KICKS MADE

1.	161—	John Becksvoort, Tennessee.....	1991-94
2.	135—	Van Tiffin, Alabama.....	1983-86
3.	130—	Michael Proctor, Alabama.....	1992-95
4.	125—	Damon Duval, Auburn.....	1999-02
5.	119—	Blair Walsh, Georgia.....	2008-10
6.	117—	Jonathan Nichols, Ole Miss.....	2001-04
7.	114—	Bart Edmiston, Florida.....	1992-96
	114—	Brandon Coutu, Georgia.....	2004-07
9.	113—	Billy Bennett, Georgia.....	2000-03
10.	109—	David Brownwyke, LSU.....	1986-89
11.	107—	John Vaughn, Auburn.....	2004-06
12.	104—	Matt Leach, Florida.....	2002-04
13.	101—	Rex Robinson, Georgia.....	1977-80
14.	92—	Taylor Begley, Kentucky.....	2002-05
	92—	Blair Walsh, Georgia.....	2008-09
16.	91—	Alex Walls, Tennessee.....	1999-02
17.	88—	Joshua Shene, Ole Miss.....	2008-09
18.	86—	Greg Burke, Tennessee.....	1989-90
19.	85—	Damon Duval, Auburn.....	1999-01
20.	81—	Judd Davis, Florida.....	1992-94

TOTAL POINTS SCORED BY KICKING

GAME:

1.	23—	Bobby Raymond, Florida vs. Florida State (6 FGs, 5 PATs).....	1983
2.	21—	Jonathan Nichols, Ole Miss vs. Texas Tech (6 FGs, 3 PATs).....	2003
3.	19—	Bobby Raymond, Florida vs. Kentucky (6 FGs, 1 PAT).....	1984
	19—	Philip Doyle, Alabama vs. SW Louisiana (6 FGs, 1 PAT).....	1990
	19—	Billy Bennett, Georgia vs. Georgia Tech (6 FGs, 1 PAT).....	2001
6.	18—	Al Del Greco, Auburn vs. Kentucky (6 FGs).....	1982
	18—	Doug Pelfrey, Kentucky vs. Miss. State (5 FGs, 3 PAT).....	1992
8.	17—	Jorge Portela, Auburn vs. Florida (5 FGs, 2 PATs).....	1977
	17—	Alan Duncan, Tennessee vs. Kentucky (5 FGs, 2 PATs).....	1978
	17—	Fuad Reveiz, Tennessee vs. Memphis State (5 FGs, 2 PATs).....	1982
	17—	David Brownwyke, LSU vs. Miss. State (4 FGs, 5 PATs).....	1986
	17—	Alex Walls, Tennessee vs. Wyoming (4 FGs, 5 PATs).....	2002
	17—	Matt Leach, Florida vs. San Jose State (3 FGs, 8 PATs).....	2003
	17—	Alex Tejada, Arkansas vs. Troy (4 FGs, 5 PATs).....	2007

SEASON:

1.	141—	Colt David, LSU (26 FGs, 63 PATs).....	2007
2.	132—	Leigh Tiffin, Alabama (30 FG, 42 PATs).....	2009
3.	131—	Billy Bennett, Georgia (31 FGs, 38 PATs).....	2003
4.	130—	Billy Bennett, Georgia (26 FGs, 52 PATs).....	2002
5.	125—	Jonathan Nichols, Ole Miss (25 FGs, 49 PATs).....	2003
6.	123—	Wes Byrum, Auburn (17 FGs, 72 PATs).....	2010
7.	118—	Zach Hocker, Arkansas (21 FGs, 55 PATs).....	2011
8.	115—	Daniel Lincoln, Tennessee (21 FGs, 52 PATs).....	2007
	115—	Jeremy Shelley, Alabama (21 FGs, 52 PATs).....	2011
10.	114—	Brandon Coutu, Georgia (23 FGs, 45 PATs).....	2005
	114—	Jonathan Phillips, Florida (12 FGs, 78 PATs).....	2008

CAREER:

1.	412—	Blair Walsh, Georgia (76 FGs, 184 PATs).....	2008-11
2.	409—	Billy Bennett, Georgia (87 FGs, 148 PATs).....	2000-03
3.	385—	Leigh Tiffin, Alabama (83 FG, 136 PATs).....	2006-09
4.	371—	Jeff Hall, Tennessee (61 FGs, 188 PATs).....	1995-98
5.	368—	Jeff Chandler, Florida (67 FGs, 167 PATs).....	1997-01
6.	363—	Colt David, LSU (54 FGs, 201 PATs).....	2005-08
	363—	Wes Byrum, Auburn (60 FGs, 183 PATs).....	2007-10
8.	353—	Kevin Butler, Georgia (77 FGs, 122 PATs).....	1981-84
9.	344—	Jonathan Nichols, Ole Miss (63 FGs, 155 PATs).....	2001-04
10.	340—	Caleb Sturgis, Florida (70 FG, 130 PAT).....	2008-12
11.	339—	Philip Doyle, Alabama (78 FGs, 105 PATs).....	1987-90

12.	326—	Michael Proctor, Alabama (65 FGs, 131 PATs).....	1992-95
13.	325—	James Wilhoit, Tennessee (59 FGs, 148 PATs).....	2003-06
14.	317—	John Becksvoort, Tennessee (52 FGs, 161 PATs).....	1991-94
15.	314—	Fuad Reveiz, Tennessee (71 FGs, 101 PATs).....	1981-84
16.	312—	Van Tiffin, Alabama (59 FGs, 135 PATs).....	1983-86
	312—	John Vaughn, Auburn (50 FGs, 162 PATs).....	2003-06
18.	310—	Joshua Shene, Ole Miss (57 FGs, 139 PATs).....	2006-09
19.	305—	Lones Seiber, Kentucky (49 FGs, 158 PATs).....	2006-09
20.	304—	Jeremy Shelley, Alabama (44 FGs, 172 PATs).....	2009-12

PUNTING

MOST PUNTS

GAME:

1.	30—	Bert Johnson, Kentucky vs. Washington & Lee.....	1934
2.	23—	Bud Walton, Florida vs. Georgia Tech.....	1938
3.	21—	Hawk Cavette, Georgia Tech vs. Florida.....	1938
4.	19—	Johnny Cain, Alabama vs. Tennessee.....	1932
5.	16—	Bob Hardison, Miss. State vs. TCU.....	1936
6.	15—	Connie Frederick, Auburn vs. Clemson.....	1968
7.	14—	Bill Hartman, Georgia vs. Auburn.....	1937
	14—	Bobby Collins, Miss. State vs. LSU.....	1951
	14—	Boyce Smith, Vanderbilt vs. Florida.....	1958
	14—	Dick McGraw, Miss. State vs. Southern Miss.....	1967
	14—	John Schaffer, Vanderbilt vs. Louisville.....	1971
	14—	Craig Colquitt, Tennessee vs. Kentucky.....	1976

SEASON:

1.	101—	Ralph Kercheval, Kentucky (4,413 yards for 43.5 avg.).....	1933
2.	95—	Dick McGraw, Miss. State (3,567 yards for 37.5 avg.).....	1967
3.	92—	Dick McGowen, Auburn (3,833 yards for 42.2 avg.).....	1939
4.	91—	Jimmy Carter, Kentucky (3,597 yards for 39.5 avg.).....	1996
5.	90—	Dave Hardt, Kentucky (3,471 yards for 38.6 avg.).....	1970
6.	83—	Bud Walton, Florida (3,002 yards for 36.2 avg.).....	1938
	83—	Buster Morrison, Florida (3,187 yards for 38.4 avg.).....	1972
8.	81—	Dixie Howell, Alabama (3,216 yards for 39.7 avg.).....	1933
	81—	Al Doggett, LSU (3,147 yards for 38.9 avg.).....	1952
10.	80—	Dave Hardt, Kentucky (3,257 for 40.7 avg.).....	1969
	80—	Don Golden, Georgia (3,092 for 38.7 avg.).....	1972

CAREER:

1.	277—	Jim Arnold, Vanderbilt (12,171 yards for 43.9 avg.).....	1979-82
2.	272—	Bill Marinangel, Vanderbilt (11,336 yards for 41.7 avg.).....	1993-96
3.	266—	Jim Miller, Ole Miss (11,549 yards for 43.4 avg.).....	1976-79
4.	254—	Bill Smith, Ole Miss (11,260 for 44.3 avg.).....	1983-86
5.	251—	Matt Waitt, Arkansas (10,599 for 42.1 avg.).....	1994-97
6.	248—	Dave Hardt, Kentucky (9,737 yards for 39.3 avg.).....	1968-70
7.	244—	Lewis Colbert, Auburn (10,179 for 41.7 avg.).....	1982-85
8.	240—	Dustin Colquitt, Tennessee (10,216 for 42.6 avg.).....	2001-04
9.	238—	Cody Ridgeway, Ole Miss (10,021 for 42.1 avg.).....	2001-04
	238—	P.J. Fitzgerald, Alabama (9,485 for 39.9 avg.).....	2006-09

MOST PUNTS, 50 YARDS OR MORE

*86—	Bill Smith, Ole Miss.....	1983-86
------	---------------------------	---------

MOST CONSECUTIVE GAMES W/PUNT OF 50 YARDS OR MORE

*32—	Bill Smith, Ole Miss.....	1983-86
------	---------------------------	---------

MOST GAMES AVERAGING 40 OR MORE YARDS (MIN. 4)

*36—	Bill Smith, Ole Miss.....	1983-86
------	---------------------------	---------

LONG PUNTS

1.	92—	Bill Smith, Ole Miss vs. Southern Miss.....	1984
2.	89—	Dixie Howell, Alabama vs. Tennessee.....	1933
3.	87—	Rufus Deal, Auburn vs. Georgia Tech.....	1939
4.	87—	Spike Jones, Georgia vs. Auburn.....	1967
	87—	O.J. Key, Tulane vs. Florida.....	1946
6.	86—	Donnie Jones, LSU vs. Kentucky.....	2002
7.	85—	Greg Gant, Alabama vs. Miss. State.....	1971
8.	84—	Mike Patrick, Miss. State vs. Alabama.....	1974
9.	83—	Dixie Howell, Alabama vs. Kentucky.....	1933
	83—	Billy Mann, Ole Miss vs. Tennessee.....	1938

YARDS PUNTED

GAME:

1.	1,155—	Bert Johnson, Kentucky vs. Washington & Lee (30 for 38.5 avg.).....	1934
2.	914—	Johnny Cain, Alabama vs. Tennessee (19 for 48.1 avg.).....	1932
3.	904—	Hawk Cavette, Georgia Tech vs. Florida (21 for 43.9 avg.).....	1938
4.	899—	Bud Walton, Florida vs. Georgia Tech (23 for 39.1 avg.).....	1938

SEASON:

1.	4,413—	Ralph Kercheval, Kentucky (101 for 43.5 avg.).....	1933
2.	3,883—	Dick McGowen, Auburn (92 for 42.2 avg.).....	1939
3.	3,597—	Jimmy Carter, Kentucky (91 for 39.5 avg.).....	1996
4.	3,586—	Bill Marinangel, Vanderbilt (77 for 46.6 avg.).....	1996
5.	3,581—	Bill Smith, Ole Miss (79 for 45.3 avg.).....	1985
6.	3,567—	Dick McGraw, Miss. State (95 for 37.5 avg.).....	1967
7.	3,471—	Dave Hardt, Kentucky (90 for 38.6 avg.).....	1970
8.	3,448—	Ryan Tydlacka, Kentucky (79 for 43.6 avg.).....	2011
9.	3,386—	Jim Arnold, Vanderbilt (74 for 45.8 avg.).....	1982
10.	3,283—	Jim Miller, Ole Miss (76 for 43.2 avg.).....	1978

RECORDS AND RESULTS



MISSISSIPPI STATE • MISSOURI • SOUTH CAROLINA • TENNESSEE • TEXAS A&M • VANDERBILT

CAREER:

1. 12,171—Jim Arnold, Vanderbilt (277 for 43.9 avg.)	1979-82
2. 11,549—Jim Miller, Ole Miss (266 for 43.4 avg.)	1976-79
3. 11,336—Bill Marinangel, Vanderbilt (272 for 41.7 avg.)	1993-96
4. 11,260—Bill Smith, Ole Miss (254 for 44.3 avg.)	1983-86
5. 10,216—Dustin Colquitt, Tennessee (240 for 42.6 avg.)	2001-04
6. 10,021—Cody Ridgeway, Ole Miss (238 for 42.1 avg.)	2001-04
7. 10,179—Lewis Colbert, Auburn (244 for 41.7 avg.)	1982-85
8. 10,177—Matt Wait, Arkansas (251 for 42.1 avg.)	1994-97
9. 9,900—Eric Wilbur, Florida (231 for 42.9 avg.)	2003-06
10. 9,842—Damon Duval, Auburn (227 for 43.3 avg.)	1999-02
11. 9,798—Donnie Jones, LSU (233 for 42.1 avg.)	2000-03
12. 9,737—Dave Hardt, Kentucky (248 for 39.3 avg.)	1968-70
13. 9,485—P.J. Fitzgerald, Alabama (238 for 39.9)	2006-09
14. 9,387—Dylan Breeding, Arkansas (219 for 42.9 avg.)	2009-12
15. 9,238—Courtney Leavitt, South Carolina (224 for 41.2 avg.)	1996-99
16. 9,074—Charles Childers, Ole Miss (231 for 39.3 avg.)	1987-90
17. 9,058—David Lawrence, Vanderbilt (219 for 41.4 avg.)	1989-92
18. 9,003—Gordon Ely-Kelso, Georgia (224 for 40.2 avg.)	2003-06
19. 8,897—Britton Colquitt, Tennessee (209 for 42.6 avg.)	2005-08
20. 8,880—Ryan Tydlacka, Kentucky (212 for 41.9 avg.)	2008-11

PUNTING AVERAGE

GAME: (Min. 2 punts)

1. 84.5—Bill Smith, Ole Miss vs. Southern Miss (2 for 169)	1984
--	------

GAME (Min. 7 punts)

1. 54.3—Kyle Christy, Florida vs. South Carolina (7 for 380)	2012
2. 53.1—Jim Arnold, Vanderbilt vs. North Carolina (8 for 425)	1982
3. 53.0—Fred Montsdeoca, Florida vs. Alabama (7 for 371)	1949
4. 51.7—Dustin Colquitt, Tennessee vs. South Carolina (7 for 362)	2003
5. 51.6—Drew Butler, Georgia vs. LSU (8 for 413)	2011
6. 51.3—Billy Cannon, LSU vs. Ole Miss (7 for 359)	1957
51.3—Jim Arnold, Vanderbilt vs. Air Force (8 for 410)	1979

GAME (Min. 10 punts)

1. 52.0—Ralph Kercheval, Kentucky vs. Cincinnati (10 for 520)	1933
2. 48.1—Greg Breland, Ole Miss vs. Missouri (10 for 481)	1974
48.1—Johnny Cain, Alabama vs. Tennessee (19 for 914)	1932
4. 47.3—Jerry Stovall, LSU vs. Ole Miss (10 for 473)	1960

GAME (Min. 20 punts)

1. 43.0—Hawk Cavette, Georgia Tech vs. Florida (21 for 904)	1938
---	------

SEASON: (Min. 30 punts)

1. 50.3—Chad Kessler, LSU (39 for 1,961)	1997
--	------

SEASON: (Min. 50 punts)

1. 48.2—Ricky Anderson, Vanderbilt (58 for 2,793)	1984
2. 48.1—Drew Butler, Georgia (56 for 2,691)	2009
3. 46.9—Terry Daniel, Auburn (51 for 2,393)	1993
4. 46.5—Andy Russ, Miss. State (53 for 2,466)	1996
5. 46.2—Tyler Campbell, Ole Miss (63 for 2,913)	2010
6. 45.9—Jim Miller, Ole Miss (66 for 3,029)	1977
7. 45.8—Jim Arnold, Vanderbilt (74 for 3,386)	1982
45.8—Lewis Colbert, Auburn (57 for 2,610)	1985
45.8—Kyle Christy, Florida (66 for 3,203)	2012
10. 45.6—Glenn Pakulak, Kentucky (66 for 3,008)	2002
45.6—Dylan Breeding, Arkansas (53 for 2,416)	2012

SEASON: (Min. 75 punts)

1. 46.6—Bill Marinangel, Vanderbilt (77 for 3,586)	1996
2. 45.3—Bill Smith, Ole Miss (79 for 3,581)	1985
3. 43.6—Ryan Tydlacka, Kentucky (79 for 3,448)	2011
4. 43.2—Jim Miller, Ole Miss (76 for 3,283)	1978
5. 42.2—Dick McGowen, Auburn (92 for 3,883)	1939
6. 41.6—Julian Fagan, Ole Miss (75 for 3,120)	1968
7. 41.5—Jerry Shuford, Vanderbilt (79 for 3,281)	1965

SEASON (Min. 100 punts)

1. 43.5—Ralph Kercheval, Kentucky (101 for 4,394)	1933
---	------

CAREER: (Min. 100 punts)

1. 45.6—Ricky Anderson, Vanderbilt (111 for 5,067)	1983-84
2. 45.4—Drew Butler, Georgia (167 for 7,589 yards)	2008-11
3. 44.6—Tyler Campbell, Ole Miss (175 for 7,809)	2009-Present
4. 44.5—Terry Daniel, Auburn (169 for 7,522)	1992-94
5. 44.4—Glenn Pakulak, Kentucky (134 for 5,954)	2000-02
6. 44.4—Ray Criswell, Florida (161 for 7,153)	1982-85
7. 44.3—Bill Smith, Ole Miss (254 for 11,260)	1983-86
8. 43.9—Jim Arnold, Vanderbilt (277 for 12,171)	1979-82
9. 43.9—Kody Bliss, Auburn (202 for 8,861)	2003-06
10. 43.9—Jimmy Colquitt, Tennessee (201 for 8,816)	1981-84
11. 43.6—Greg Gantt, Alabama (116 for 5,095)	1971-73
12. 43.5—Daniel Pope, Alabama (124 for 5,391)	1995-98
13. 43.4—Jim Miller, Ole Miss (266 for 11,549)	1976-79
14. 43.4—Jeff Walker, Miss. State (141 for 6,126)	1996-99
15. 43.4—Damon Duval, Auburn (227 for 9,842)	1999-02
16. 43.3—Eric Wilbur, Florida (172 for 7,441)	2003-06
17. 43.2—Chip Andrews, Georgia (109 for 4,706)	1983-84
18. 43.1—Dustin Colquitt, Tennessee (184 for 7,934)	2001-03
43.1—Brian Mimbs, Georgia (104 for 4,482)	2007-08
20. 43.0—Charley Conerly, Ole Miss (110 for 4,731)	1946-47
43.0—Paul Calhoun, Kentucky (188 for 8,094)	1982-84
43.0—Chas Henry, Florida (165 for 7,090)	2007-10

*NCAA Record (Minimum 250 punts)

PUNT RETURNS

MOST RETURNS

GAME:

1. 17—A.B. Stubbs, Miss. State vs. TCU (122 yards)	1936
2. 11—Bobby Herrington, Miss. State vs. Southwestern (116 yards)	1933
3. 9—Bobby Jordan, Auburn vs. Clemson	1952
9—Mike Siganos, Kentucky vs. Tennessee (85 yards)	1976
5. 8—Harry Gilmer, Alabama vs. Tennessee	1946
8—J.P. Moore, Vanderbilt vs. Florida	1946
8—Lee Nalley, Vanderbilt vs. Ole Miss	1948
8—Doug Cunningham, Ole Miss vs. Southern Miss (102 yards)	1966
8—Thomas Bailey, Auburn vs. Georgia Southern (62 yards)	1991
8—Jason Armstead, Ole Miss vs. Memphis (157 yards)	2002
8—Robert Dunn, Auburn vs. Arkansas (58 yards)	2007
8—Dustin Harris, Texas A&M vs. South Carolina State (246 yards)	2012

SEASON:

1. 45—Willie Shelby, Alabama (396 yards)	1975
2. 43—Lee Nalley, Vanderbilt (791 yards)	1948
43—Mike Siganos, Kentucky (308 yards)	1977
43—Mike Espy, Ole Miss (369 yards)	2003
5. 42—Bobby Majors, Tennessee (437 yards)	1971
42—Eddie Brown, Tennessee (429 yards)	1972
42—Greg Richardson, Alabama (393 yards)	1986
42—Thomas Bailey, Auburn (528 yards)	1991
9. 41—Wallace Brown, Florida	1934
41—Sammy Grezaffi, LSU (369 yards)	1967
41—Eric Parker, Tennessee (387 yards)	1999
41—Javier Arenas, Alabama (650 yards)	2008

CAREER:

1. 125—Greg Richardson, Alabama (1,011 yards)	1983-86
125—Thomas Bailey, Auburn (1,170 yards)	1991-94
125—Javier Arenas, Alabama (1,752 yards)	2006-09
4. 121—Tony James, MSU (1,332 yards)	1989-92
5. 117—Bobby Majors, Tennessee (1,163 yards)	1969-71
117—Brandon James, Florida (1,371 yards)	2006-09
7. 114—Damien Gary, Georgia (1,253 yards)	2000-03
8. 113—Mike Siganos, Kentucky (789 yards)	1975-77
9. 109—Lee Nalley, Vanderbilt (1,695 yards)	1947-49
10. 105—Trey Gainous, Auburn (951 yards)	1983-86

YARDS RETURNED

GAME:

1. 246—Dustin Harris, Texas A&M vs. South Carolina State (8 returns)	2012
2. 203—Lee Nalley, Vanderbilt vs. Kentucky (6 returns)	1948
3. 202—Buzy Rosenberg, Georgia vs. Oregon State (5 returns)	1971
4. 195—Andy Molls, Kentucky vs. Vanderbilt (6 returns)	1981
5. 180—Marcus Murphy, Missouri vs. Southeastern Louisiana (5 returns)	2012
6. 178—Joe Adams, Arkansas vs. Missouri State (6 returns)	2011
7. 173—Mike Fuller, Auburn vs. Chattanooga (3 returns)	1974
8. 169—Norman Jefferson, LSU vs. Ole Miss (7 returns)	1983
9. 157—Bobby Herrington, Miss. State vs. Vanderbilt (8 returns)	1933
157—Jason Armstead, Ole Miss vs. Memphis (8 returns)	2002

SEASON:

1. *791—Lee Nalley, Vanderbilt (43 returns)	1948
2. 650—Javier Arenas, Alabama (41 returns)	2008
3. 544—Derek Abney, Kentucky (36 returns)	2002
4. 539—Pinky Rohm, LSU (35 returns)	1937
5. 528—Thomas Bailey, Auburn (42 returns)	1991
6. 510—Brandon James, Florida (37 returns)	2008
7. 502—Mike Fuller, Auburn (30 returns)	1974
8. 499—Domanick Davis, LSU (36 returns)	2002
9. 498—Junie Hovious, Ole Miss (36 returns)	1940
498—Lee Nalley, Vanderbilt (35 returns)	1949

*—NCAA Record

CAREER:

1. 1,752—Javier Arenas, Alabama (125 returns)	2006-09
2. 1,695—Lee Nalley, Vanderbilt (109 returns)	1947-49
3. 1,371—Brandon James, Florida (117 returns)	2006-09
4. 1,332—Tony James, Miss. State (121 returns)	1989-92
5. 1,253—Damien Gary, Georgia (114 returns)	2000-03
6. 1,170—Thomas Bailey, Auburn (125 returns)	1991-94
7. 1,163—Bobby Majors, Tennessee (117 returns)	1969-71
8. 1,142—Junie Hovious, Ole Miss (84 returns)	1938-41
9. 1,126—Domanick Davis, LSU (94 returns)	1999-02
10. 1,119—Harry Gilmer, Alabama (83 returns)	1944-47

YARDS PER RETURN

GAME: (Min. 3)

1. 57.7—Mike Fuller, Auburn vs. Chattanooga (3 for 173)	1974
2. 48.3—Joe Labruzzo, LSU vs. Rice (3 for 145)	1963
3. 47.0—Eddie Kennison, LSU vs. Miss. State (3 for 141)	1994
4. 45.0—Bert Rechichar, Tennessee vs. Wash. & Lee (3 for 135)	1950
5. 40.6—Harry Gilmer, Alabama vs. Georgia (3 for 122)	1947
6. 40.4—Buzy Rosenberg, Georgia vs. Oregon State (5 for 202)	1971
7. 40.0—Joe Adams, Arkansas vs. Ole Miss (3 for 120)	2010
8. 38.7—Cory Peterson, Ole Miss vs. SMU (3 for 116)	1998
9. 37.8—Will Glover, Ole Miss vs. Chattanooga (4 for 151)	1947
10. 37.3—Tom McWilliams, Miss. State vs. Chattanooga (4 for 149)	1946



RECORDS AND RESULTS

ALABAMA • ARKANSAS • AUBURN • FLORIDA • GEORGIA • KENTUCKY • LSU • OLE MISS

SEASON: (Min. 10)

1.	26.7—	Hal Griffin, Florida (10 for 267)	1947
2.	*25.9—	Bill Blackstock, Tennessee (12 for 311)	1951
3.	25.2—	Ken Phares, Miss. State (10 for 252)	1971
4.	23.9—	Hal Griffin, Florida (13 for 310)	1946
5.	22.6—	Rafael Little, Kentucky (14 for 317)	2006
6.	21.7—	Marcus Rhoden, Miss. State (19 for 413)	1965
7.	20.4—	Walter Slater, Tennessee	1941
8.	20.0—	Gordon Pettus, Alabama (10 for 200)	1948

SEASON: (Min. 20)

1.	19.1—	Mike Fuller, Auburn (20 for 381)	1973
2.	18.5—	Skyler Green, LSU (25 for 462)	2003
3.	18.4—	Rick Kimbrough, Ole Miss (20 for 368)	1973
4.	18.1—	Harry Gilmer, Alabama (21 for 381)	1947

SEASON: (Min. 40)

1.	18.4—	Lee Nalley, Vanderbilt (43 for 791)	1948
----	-------	-------------------------------------	------

CAREER: (Min. 50)

1.	17.7—	Mike Fuller, Auburn (50 for 883)	1973-74
2.	15.4—	Dicky Lyons, Kentucky (69 for 1,065)	1966-68
3.	14.9—	Thomas Flowers, Georgia (55 for 821)	2004-07
4.	14.7—	Bert Rechichar, Tennessee (55 for 808)	1949-51
5.	14.5—	Tom McWilliams, Miss. State (55 for 795)	1944, 46-48

CAREER: (Min. 100)

1.	15.6—	Lee Nalley, Vanderbilt (109 for 1,695)	1947-49
2.	14.0—	Javier Arenas, Alabama (125 for 1,752)	2006-09
3.	11.0—	Tony James, Miss. State (121 for 1,332)	1989-92
	11.0—	Damien Gary, Georgia (114 for 1,253)	2000-03
5.	9.9—	Bobby Majors, Tennessee (117 for 1,163)	1969-71
6.	9.4—	Thomas Bailey, Auburn (125 for 1,170)	1991-94
7.	9.1—	Trey Gainous, Auburn (105 for 954)	1983-86
8.	8.1—	Greg Richardson, Alabama (125 for 1,011)	1983-86

PUNT RETURN TOUCHDOWNS

GAME:

1.	2—	Tommy Casanova, LSU vs. Ole Miss	1970
	2—	Buzy Rosenberg, Georgia vs. Oregon State	1971
	2—	David Langner, Auburn vs. Alabama	1972
	2—	Mike Fuller, Auburn vs. Chattanooga	1974
	2—	Jacquez Green, Florida vs. Kentucky	1996
	2—	Derek Abney, Kentucky vs. Miss. State	2002
	2—	Joe Adams, Arkansas vs. Missouri State	2011
	2—	Marcus Murphy, Missouri vs. Southeastern Louisiana	2012

SEASON:

1.	4—	Derek Abney, Kentucky	2002
	4—	Joe Adams, Arkansas	2011
3.	3—	Pinky Rohm, LSU	1937
	3—	Lee Nalley, Vanderbilt	1948
	3—	Marcus Rhoden, Miss. State	1965
	3—	Mike Fuller, Auburn	1974
	3—	David Palmer, Alabama	1991
	3—	Javier Arenas, Alabama	2008
	3—	Marcus Murphy, Missouri	2012

CAREER:

1.	7—	Javier Arenas, Alabama	2006-09
2.	6—	Derek Abney, Kentucky	2000-03
3.	5—	Lee Nalley, Vanderbilt	1947-49
	5—	Joe Adams, Arkansas	2008-11
5.	4—	Tom McWilliams, Miss. State	1944-47
	4—	Bobby Majors, Tennessee	1969-71
	4—	Steve Tannen, Florida	1967-69
	4—	Buzy Rosenberg, Georgia	1970-72
	4—	David Palmer, Alabama	1991-93
	4—	Jacquez Green, Florida	1995-97
	4—	Skyler Green, LSU	2002-05
	4—	Brandon James, Florida	2006-09

LONG PUNT RETURNS

GAME:

1.	100—	Howard Bryan, Tulane vs. Georgia Tech	1933
	100—	Bert Rechichar, Tennessee vs. Washington & Lee	1950
	100—	Jim Campagna, Georgia vs. Vanderbilt	1952
	100—	Eddie Kennison, LSU vs. Miss. State	1994
	100—	Felix Jones, Arkansas vs. Ole Miss	2006
7.	98—	Ray Hapes, Ole Miss vs. SW Louisiana	1935
8.	97—	Hal Griffin, Florida vs. Miami	1946
	97—	Dicky Lyons, Kentucky vs. Houston	1966
	97—	Joe Adams, Arkansas vs. Ole Miss	2010

KICKOFF RETURNS

MOST RETURNS

GAME:

1.	8—	Kwane Doster, Vanderbilt vs. Ole Miss (243 yards)	2002
	8—	Javier Arenas, Alabama vs. LSU (168 yards)	2007
	8—	Chris Culliver, South Carolina vs. Arkansas (225 yards)	2007
	8—	Cobi Hamilton, Arkansas vs. Auburn (142 yards)	2010
4.	7—	Doug Matthews, Vanderbilt vs. Florida (168 yards)	1969
	7—	Jeff Peeples, Vanderbilt vs. Ole Miss (138 yards)	1970

7—	Willie Gault, Tennessee vs. USC (123 yards)	1981
7—	Kio Sanford, Kentucky vs. Tennessee (133 yards)	1994
7—	Fred Talley, Arkansas vs. Boise State (135 yards)	2000
7—	Ronald Hatcher, Vanderbilt vs. Florida (122 yards)	2001
7—	Fred Reid, Miss. State vs. Kentucky (176 yards)	2002
7—	Nick Turner, Miss. State vs. Tennessee (163 yards)	2003
7—	Jeff Scott, Ole Miss vs. LSU (188 yards)	2010
7—	Bryce Sherman, South Carolina vs. Arkansas (145 yards)	2010
7—	Brandon Boykin, Georgia vs. South Carolina (184 yards)	2011
7—	D'Arthur Cowan, Arkansas vs. Mississippi State (108 yards)	2012

SEASON:

1.	46—	Demond Washington, Auburn (1,117 yards)	2010
2.	41—	Dennis Johnson, Arkansas (905 yards)	2008
3.	40—	Dennis Johnson, Arkansas (1,031 yards)	2009
	40—	Warren Norman, Vanderbilt (1,050 yards)	2009
5.	38—	Brandon Boykin, Georgia (988 yards)	2009
	38—	Brandon Boykin, Georgia (850 yards)	2011
7.	35—	Boo Williams, South Carolina (760 yards)	1998
	35—	Mike Wallace, Ole Miss (861 yards)	2008
	35—	Bryce Sherman, South Carolina (713 yards)	2010
10.	34—	Kendrick Shanklin, Kentucky (730 yards)	2000
	34—	Chris Culliver, South Carolina (809 yards)	2007
	34—	Chris Culliver, South Carolina (821 yards)	2008
	34—	Brandon Boykin, Georgia (825 yards)	2010

CAREER:

1.	119—	Dennis Johnson, Arkansas (2,784 yards)	2008-12
2.	112—	Brandon James, Florida (2,718 yards)	2006-09
3.	110—	Brandon Boykin, Georgia (2,663 yards)	2008-11
4.	107—	Mark Johnson, Vanderbilt (2,263 yards)	1986-88, 90
5.	106—	Chris Culliver, South Carolina (2,476 yards)	2007-2010
6.	95—	Domanick Davis, LSU (2,168 yards)	1999-02
	95—	Derek Abney, Kentucky (2,315 yards)	2000-03
8.	90—	Javier Arenas, Alabama (2,166 yards)	2006-09
9.	85—	Tony Jackson, Vanderbilt (2,004 yards)	1989-93
10.	81—	Derek Pegues, Mississippi State (1,790 yards)	2005-08

YARDS RETURNED

GAME:

1.	243—	Kwane Doster, Vanderbilt vs. Ole Miss (8 returns)	2002
2.	222—	Chris Culliver, South Carolina (8 returns)	2007
3.	207—	LaMarcus Coker, Tennessee (6 returns)	2007
4.	202—	Demond Washington, Auburn vs. Georgia	2009
	202—	Mike Wallace, Ole Miss vs. Vanderbilt (6 returns)	2008
6.	197—	Kerry Goode, Alabama vs. Boston College (4 returns)	1984
7.	196—	George Ranager, Alabama vs. Auburn (5 returns)	1969
8.	191—	Derrick Locke, Kentucky vs. Louisville (4 returns)	2009
9.	190—	Scott Woerner, Georgia vs. Kentucky (6 returns)	1977
10.	188—	Jeff Scott, Ole Miss vs. LSU (7 returns)	2010
11.	187—	Brandon Boykin, Georgia vs. South Carolina (4 returns)	2009
12.	185—	Keenan Burton, Kentucky vs. Louisville (5 returns)	2006
13.	184—	Brandon Boykin, Georgia vs. South Carolina (7 returns)	2011
14.	182—	Tristan Davis, Auburn vs. Arkansas (5 returns)	2008
15.	180—	Jimmy Williams, Vanderbilt vs. Kentucky (6 returns)	1998

SEASON:

1.	1,117—	Demond Washington, Auburn (46 returns)	2010
2.	1,050—	Warren Norman, Vanderbilt (40 returns)	2009
3.	1,031—	Dennis Johnson, Arkansas (40 returns)	2009
4.	1,015—	Leon Berry, Miss. State (38 returns)	2009
5.	988—	Brandon Boykin, Georgia (38 returns)	2009
6.	905—	Dennis Johnson, Arkansas (41 returns)	2008
7.	863—	David Oku, Tennessee (33 returns)	2009
8.	861—	Mike Wallace, Ole Miss (35 returns)	2008
9.	850—	Brandon Boykin, Georgia (38 returns)	2011
10.	841—	Brandon James, Florida (30 returns)	2007
11.	825—	Brandon Boykin, Georgia (34 returns)	2010
12.	823—	D.J. Moore, Vanderbilt (32 returns)	2007
13.	821—	Chris Culliver, South Carolina (34 returns)	2008
14.	820—	Kio Sanford, Kentucky (33 returns)	1994
15.	809—	Chris Culliver, South Carolina (34 returns)	2007

CAREER:

1.	2,784—	Dennis Johnson, Arkansas (119 returns)	2008-12
2.	2,718—	Brandon James, Florida (112 returns)	2006-09
3.	2,663—	Brandon Boykin, Georgia (110 returns)	2008-11
4.	2,498—	Derek Pegues, Mississippi State (112 returns)	2005-08
5.	2,476—	Chris Culliver, South Carolina (106 returns)	2007-10
6.	2,315—	Derek Abney, Kentucky (95 returns)	2000-03
7.	2,263—	Mark Johnson, Vanderbilt (107 returns)	1986-88, 90
8.	2,168—	Domanick Davis, LSU (95 returns)	1999-02
9.	2,166—	Javier Arenas, Alabama (90 returns)	2006-09
10.	2,004—	Tony Jackson, Vanderbilt (85 returns)	1989-93
11.	1,862—	Tony James, Miss. State (78 returns)	1989-92
12.	1,854—	Willie Gault, Tennessee (78 returns)	1979-82
13.	1,806—	Trindon Holliday, LSU (74 returns)	2006-09
14.	1,788—	Leonard Scott, Tennessee (77 returns)	1999-02

YARDS PER RETURN

SEASON: (Min. 20)

1.	29.6—	Felix Jones, Arkansas (22 for 652)	2007
2.	28.0—	Brandon James, Florida (30 for 841)	2007
3.	27.9—	Dan Bland, Miss. State (20 for 558)	1964
	27.9—	Andre Dubose, Florida (21 for 587)	2010

RECORDS AND RESULTS



MISSISSIPPI STATE • MISSOURI • SOUTH CAROLINA • TENNESSEE • TEXAS A&M • VANDERBILT

4.	27.8—	Derrick Locke, Kentucky (23 for 639)	2009
5.	27.6—	Willie Gault, Tennessee (24 for 662)	1980
6.	27.5—	James Brooks, Auburn (21 for 577)	1979
7.	27.4—	Tristan Davis, Auburn (24 for 657)	2008
8.	27.0—	Leonard Scott, Tennessee (20 for 540)	2000
	27.0—	Tristan Davis, Auburn (28 for 756)	2006
10.	26.8—	Derek Abney, Kentucky (30 for 804)	2002

SEASON: (Min. 30)

1.	28.0—	Brandon James, Florida (30 for 841)	2007
2.	26.8—	Derek Abney, Kentucky (30 for 804)	2002
3.	26.2—	Warren Norman, Vanderbilt (40 for 1,050)	2009
	26.2—	David Oku, Tennessee (33 for 863)	2009
5.	26.0—	Brandon Boykin, Georgia (38 for 988)	2009
6.	25.8—	Dennis Johnson, Arkansas (40 for 1,031)	2009
7.	25.7—	D.J. Moore, Vanderbilt (32 for 823)	2007
8.	24.9—	Kio Sanford, Kentucky (33 for 820)	1994
9.	24.8—	Tony Jackson, Vanderbilt (32 for 794)	1992
10.	24.7—	Keenan Burton, Kentucky (31 for 765)	2006
11.	24.6—	Mike Wallace, Ole Miss (35 for 861)	2008
12.	24.3—	Tony Jackson, Vanderbilt (31 for 753)	1993
13.	24.1—	Derek Abney, Kentucky (32 for 772)	2003
	24.1—	Chris Culliver, South Carolina (34 for 821)	2008
15.	23.8—	Chris Culliver, South Carolina (34 for 809)	2007

CAREER: (Min. 30)

1.	28.2—	Felix Jones, Arkansas (62 for 1,749)	2005-07
2.	27.6—	Bo Carroll, Florida (36 for 992)	1997-99
3.	27.4—	Andre Dubose, Florida (58 for 1,592)	2009-Present
4.	27.1—	Derrick Locke, Kentucky (54 for 1,464)	2007-10
	27.1—	Calvin Bird, Kentucky (37 for 1,001)	1958-60
6.	26.7—	Leon Berry, Miss. State (38 for 1,015)	2009
7.	26.6—	Dan Bland, Miss. State (42 for 1,118)	1963-65
8.	26.5—	Tristan Davis, Auburn (55 for 1,455)	2005-08
9.	26.1—	Jack Jackson, Florida (39 for 1,019)	1992-94
10.	25.7—	Dale Carter, Tennessee (44 for 1,130)	1990-91

CAREER: (min. 50)

1.	28.2—	Felix Jones, Arkansas (62 for 1,749)	2005-07
2.	27.4—	Andre Dubose, Florida (58 for 1,592)	2009-Present
3.	27.1—	Derrick Locke, Kentucky (54 for 1,464)	2007-10
4.	26.5—	Tristan Davis, Auburn (55 for 1,455)	2005-08
5.	26.0—	Demond Washington, Auburn (62 for 1,614)	2007-10
6.	25.6—	Keenan Burton, Kentucky (67 for 1,715)	2003-07
7.	25.4—	Robert Dow, LSU (70 for 1,780)	1973-76
8.	25.4—	James Brooks, Auburn (68 for 1,726)	1977-80
9.	24.4—	Derek Abney, Kentucky (95 for 2,315)	2000-03
10.	24.3—	Brandon James, Florida (112 for 2,718)	2006-09

KICKOFF RETURN TOUCHDOWNS

SEASON:

1.	3—	Willie Gault, Tennessee	1980
	3—	Brandon Boykin, Georgia	2009
	3—	Warren Norman, Vanderbilt	2009

CAREER:

1.	4—	Willie Gault, Tennessee	1979-82
	4—	Felix Jones, Arkansas	2005-07
	4—	Brandon Boykin, Georgia	2008-11
	4—	Andre Debose, Florida	2009-Present

LONG KICKOFF RETURNS

GAME:

1.	100—	Pat Reen, Florida vs. Miami	1940
	100—	Jim Burkett, Alabama vs. Duquesne	1949
	100—	Bobby Duke, Auburn vs. Mississippi State	1953
	100—	Jimmy Burson, Auburn vs. Tennessee-Chattanooga	1960
	100—	Gary Martin, Alabama vs. Miami	1963
	100—	Ray Ogden, Alabama vs. Auburn	1964
	100—	Sommy Grezaffi, LSU vs. Tennessee	1967
	100—	George Ranager, Alabama vs. Auburn	1969
	100—	Vernon Studdard, Ole Miss vs. Alabama	1970
	100—	Willie Shelby, Alabama vs. Kentucky	1973
	100—	Preston Brown, Vanderbilt vs. Ole Miss	1977
	100—	Sam DeJarnette, Auburn vs. Miss. State	1980
	100—	Willie Gault, Tennessee vs. Pittsburgh	1980
	100—	Glen Young, Miss. State vs. LSU	1980
	100—	Eric Martin, LSU vs. Kentucky	1981
	100—	Pierre Goode, Alabama vs. Ole Miss	1988
	100—	Kurt Johnson, Kentucky vs. Georgia	1989
	100—	Jack Jackson, Florida vs. Miss. State	1993
	100—	Madre Hill, Arkansas vs. LSU	1994
	100—	John Avery, Ole Miss vs. LSU	1996
	100—	Boo Williams, South Carolina vs. Vanderbilt	1997
	100—	John Avery, Ole Miss vs. Alabama	1997
	100—	Craig Yeast, Kentucky vs. Florida	1998
	100—	Peerless Price, Tennessee vs. Alabama	1998
	100—	Leonard Scott, Tennessee vs. Georgia	1999
	100—	Bo Carroll, Florida vs. LSU	1999
	100—	Deuce McAllister, Ole Miss vs. Arkansas	1999
	100—	Tim Carter, Auburn vs. LSU	2000
	100—	Derek Abney, Kentucky vs. Florida	2002
	100—	Fred Reid, Miss. State vs. Memphis	2003
	100—	Tyrone Prothro, Alabama vs. Kentucky	2005
	100—	Felix Jones, Arkansas vs. Mississippi State	2005

100—	Keenan Burton, Kentucky vs. Louisville	2006
100—	Felix Jones, Arkansas vs. Ole Miss	2006
100—	Derrick Locke, Kentucky vs. Western Kentucky	2008
100—	Derrick Locke, Kentucky vs. Louisville	2009
100—	Brandon Boykin, Georgia vs. South Carolina	2009
100—	Brandon Boykin, Georgia vs. Tennessee	2009
100—	Brandon Boykin, Georgia vs. Kentucky	2010
100—	Todd Gurley, Georgia vs. Buffalo	2012
100—	Onterio McCalebb, Auburn vs. Mississippi State	2012
100—	Andre Debose, Florida vs. Louisville	2012

TOTAL KICK RETURNS

MOST RETURNS

SEASON:

1.	69—	Brandon James, Florida (37 PR, 32 KOR)	2008
2.	67—	Javier Arenas, Alabama (41 PR, 26 KOR)	2008
3.	66—	Thomas Bailey, Auburn (42 PR, 24 KOR)	1991
	66—	Derek Abney, Kentucky (36 PR, 30 KOR)	2002
5.	61—	Tony James, Miss. State (40 PR, 21 KOR)	1989
	61—	Derek Abney, Kentucky (29 PR, 32 KOR)	2003
7.	60—	Domanick Davis, LSU (36 PR, 24 KOR)	2002
8.	59—	Willie Gault, Tennessee (31 PR, 28 KOR)	1981
	59—	Randall Cobb, Kentucky (28 PR, 31 KOR)	2010
10.	58—	Sammy Grezaffi, LSU (41 PR, 17 KOR)	1967

CAREER:

1.	229—	Brandon James, Florida (117 PR, 112 KOR)	2006-09
2.	215—	Javier Arenas, Alabama (125 PR, 90 KOR)	2006-09
3.	199—	Tony James, Miss. State (121 PR, 78 KOR)	1989-92
	199—	Thomas Bailey, Auburn (125 PR, 74 KOR)	1991-94
5.	190—	Derek Pegues, Mississippi State (78 PR, 112 KOR)	2005-08
6.	189—	Domanick Davis, LSU (94 KOR, 95 PR)	1999-02
7.	183—	Derek Abney, Kentucky (88 PR, 95 KOR)	2000-03
8.	156—	Willie Gault, Tennessee (78 PR, 78 KOR)	1979-82
9.	139—	Preston Brown, Vanderbilt (59 PR, 80 KOR)	1976-79
10.	138—	Kurt Johnson, Kentucky (64 PR, 74 KOR)	1989-92

MOST RETURN YARDS

GAME:

1.	266—	Nick Turner, Miss. State vs. Tennessee (4/103 PR, 7/163 KOR)	2003
2.	243—	Kwane Doster, Vanderbilt vs. Ole Miss (243 KOR)	2002
3.	237—	Javier Arenas, Alabama vs. LSU (3/69 PR, 8/168 KOR)	2007
4.	235—	Dicky Lyons, Kentucky vs. LSU (4/75 PR, 4/160 KOR)	1967
5.	225—	Chris Culliver, South Carolina vs. Arkansas (8/225 KOR)	2007
6.	223—	Derek Abney, Kentucky vs. Florida (4/69 PR, 4/154 KOR)	2002
7.	218—	Derek Pegues, Mississippi State vs. Arkansas (3/69 PR, 5/149 KOR)	2007
8.	212—	Javier Arenas, Alabama (5/147 PR, 2/65 KOR)	2008
9.	210—	Dale Carter, Tennessee vs. Kentucky (4/62 PR, 4/148 KOR)	1990
9.	207—	LaMarcus Coker, Tennessee vs. Florida (6/207 KOR)	2007
207—	Javier Arenas, Alabama (1/73 PR, 5/134 KOR)	2009	

SEASON:

1.	1,348—	Derek Abney, Kentucky (36/544 PR, 30/804 KOR)	2002
2.	1,264—	Javier Arenas, Alabama (650 PR, 614 KOR)	2008
3.	1,248—	Brandon James, Florida (37/510 PR, 32/738 KOR)	2008
4.	1,119—	Thomas Bailey, Auburn (42/528 PR, 24/591 KOR)	1991
5.	1,117—	Demond Washington, Auburn (0/0 PR, 46/1,117 KOR)	2010
6.	1,084—	Leon Berry, Miss. State (9/69 PR, 38/1,015 KOR)	2009
7.	1,095—	Brandon James, Florida (14/254 PR, 30/841 KOR)	2007
8.	1,059—	Domanick Davis, LSU (36/499 PR, 24/560 KOR)	2002
9.	1,057—	Derek Abney, Kentucky (29/285 PR, 32/772 KOR)	2003
10.	1,050—	Warren Norman, Vanderbilt (0 PR, 1,050 KOR)	2009

CAREER:

1.	4,089—	Brandon James, Florida (117/1,371 PR, 112/2,718 KOR)	2006-09
2.	3,918—	Javier Arenas, Alabama (1,752 PR, 2,166 KOR)	2006-09
3.	3,357—	Derek Abney, Kentucky (88/1,042 PR, 95/2,315 KOR)	2000-03
4.	3,294—	Domanick Davis, LSU (94/1,126 PR, 95/2,168 KOR)	1999-02
5.	3,290—	Derek Pegues, Mississippi State (112/2,498 KOR, 78/792 PR)	2005-08
6.	3,194—	Tony James, Miss. State (121/1,332 PR, 78/1,862 KOR)	1989-92
7.	3,089—	Brandon James, Florida (83/1,952 KOR, 84/1,127 PR)	2006-09
8.	2,843—	Brandon Boykin, Georgia (110/2,663 KOR, 14/180 PR)	2008-11
9.	2,811—	Javier Arenas, Alabama (69/1,565 KOR, 91/1,246)	2006-09
10.	2,784—	Dennis Johnson, Arkansas (119/2,784 KOR)	2008-12

YARDS PER RETURN

GAME:

1.	63.5—	Todd Gurley, Georgia vs. Buffalo (127 yards, 2 ret.)	2012
2.	52.7—	Deuce McAllister, Ole Miss vs. Arkansas (158 yds., 3 rets.)	1999
3.	50.0—	Mike Fuller, Auburn vs. Chattanooga (200 yds., 4 rets.)	1974
4.	49.3—	Kerry Goode, Alabama vs. Boston Coll. (197 yds., 4 rets.)	1984
5.	48.8—	Bobby Majors, Tennessee vs. Penn State (195 yds., 4 rets.)	1971
6.	48.7—	Keenan Burton, Kentucky vs. Idaho State (146 yds., 3 rets.)	2005
7.	48.3—	Dennis Johnson, Arkansas vs. Auburn (145 yds., 3 rets.)	2009
8.	47.8—	Derrick Locke, Kentucky vs. Louisville (191 yds., 4 rets.)	2009
9.	47.7—	Derek Abney, Kentucky vs. Arkansas (143 yds., 3 rets.)	2002
10.	46.3—	Tim Carter, Auburn vs. LSU (139 yds., 3 rets.)	2000

SEASON: (Min. 25)

1.	27.0—	Tristan Davis, Auburn (28/756 KOR)	2007
2.	26.0—	Brandon Boykin, Georgia (39/988 KOR)	2009
3.	25.8—	Dennis Johnson, Arkansas (40/1,031 KOR)	2009
4.	25.7—	D.J. Moore, Vanderbilt (32/823 KOR)	2007



RECORDS AND RESULTS

ALABAMA • ARKANSAS • AUBURN • FLORIDA • GEORGIA • KENTUCKY • LSU • OLE MISS

5.	24.9—	Brandon James, Florida (14/254 PR, 30/841 KOR)	2007
6.	24.4—	Deuce McAllister, Ole Miss (3/30 PR, 25/652 KOR)	1999
7.	24.3—	Demond Washington, Auburn (0/0 PR, 46/1,117 KOR)	2010
8.	24.2—	Tony Nathan, Alabama (18/223 PR, 10/212 KOR)	1977
9.	24.1—	Chris Culliver, South Carolina (34/821 KOR)	2008
10.	23.8—	Chris Culliver, South Carolina (34/809 KOR)	2007

CAREER: (Min. 100)

1.	23.4—	Dennis Johnson, Arkansas (119/2,784 KOR)	2008-12
2.	22.9—	Brandon Boykin, Georgia (110/2,663 KOR, 14/180 PR)	2008-11
3.	21.1—	Trindon Holliday, LSU (73/1,806 KOR, 43/695 PR)	2006-09
4.	19.1—	Robert Dow, LSU (37/360 PR, 70/1,780 KOR)	1973-76
5.	18.5—	Brandon James, Florida (84/1,127 PR, 83/1,962 KOR)	2006-09
6.	18.4—	Glen Young, Miss. State (46/512 PR, 66/1,538 KOR)	1979-82
7.	18.3—	Derek Abney, Kentucky (88/1,042 PR, 95/2,315 KOR)	2000-03
8.	18.2—	Javier Arenas, Alabama (90/2,166 PR, 125/1,752 KOR)	2006-09
9.	18.0—	Dicky Lyons, Kentucky (60/1,065 PR, 56/1,188 KOR)	1966-68
10.	17.5—	Corey Harris, Vanderbilt (32/236 PR, 74/1,614 KOR)	1988-91

KICK RETURN TOUCHDOWNS

SEASON:

1.	*6—	Derek Abney, Kentucky (4 PR, 2 KOR)	2002
2.	5—	Pinky Rohm, LSU (3 PR, 2 KOR)	1937

CAREER:

1.	8—	Derek Abney, Kentucky (6 PR, 2 KOR)	2000-03
2.	6—	Lee Nalley, Vanderbilt (5 PR, 1 KOR)	1947-49
3.	5—	Pinky Rohm, LSU (3 PR, 2 KOR)	1937
5—	Willie Gault, Tennessee (1 PR, 4 KOR)	1979-82	
5—	Tom McWilliams, Miss. State (4 PR, 1 KOR)	1944-48	
5—	Brandon James, Florida (4 PR, 1 KOR)	2006-09	
5—	Joe Adams, Arkansas (5 PR)	2008-11	
8.	4—	Doug Cunningham, Ole Miss (3 PR, 1 KOR)	1964-66
4—	Marcus Rhoden, Miss. State (3 PR, 1 KOR)	1964-66	
4—	Bobby Majors, Tennessee (4 PR)	1969-71	
4—	Mike Fuller, Auburn (3 PR, 1 KOR)	1972-74	
4—	Steve Tannen, Florida (4 PR)	1967-69	
4—	David Palmer, Alabama (4 PR)	1991-92	
4—	Jacquez Green, Florida (4 PR)	1995-97	
4—	Craig Yeast, Kentucky (1 PR, 3 KOR)	1995-98	
4—	Felix Jones, Arkansas (4 KOR)	2005-07	
4—	Trindon Holliday, LSU (2 KOR, 2 PR)	2006-09	
4—	Brandon Boykin, Georgia (4 KOR)	2008-11	
4—	Andre Debose, Florida (4 KOR)	2009-Present	
4—	Marcus Murphy, Missouri (4 KOR)	2012-Present	

INTERCEPTIONS

MOST INTERCEPTIONS

GAME:

1.	4—	Jack Nix, Mississippi State vs. Arkansas	1939
4—	Junior Rosegreen, Auburn vs. Tennessee	2004	
3.	3—	42 players; Most Recent: Craig Steltz, LSU vs. Mississippi State	2007

SEASON:

1.	12—	Terry Hoage, Georgia (51 yards)	1982
2.	10—	Bobby Wilson, Ole Miss (70 yards)	1949
10—	Hootie Ingram, Alabama (163 yards)	1952	
10—	Jake Scott, Georgia (175 yards)	1968	
10—	Bobby Majors, Tennessee (177 yards)	1970	
10—	Ben Smith, Georgia (54 yards)	1989	

CAREER:

1.	20—	Bobby Wilson, Ole Miss (379 yards)	1946-49
20—	Chris Williams, LSU (91 yards)	1977-80	
3.	19—	Glen Cannon, Ole Miss (180 yards)	1967-69
19—	Antonio Langham, Alabama (229 yards)	1990-93	
5.	18—	Buddy McClinton, Auburn (208 yards)	1967-69
18—	Tim Priest, Tennessee (305 yards)	1968-70	
7.	16—	Harry Gilmer, Alabama (234 yards)	1944-47
16—	Jake Scott, Georgia (315 yards)	1967-68	
16—	Mike Jones, Tennessee (305 yards)	1967-69	
16—	Harry Harrison, Ole Miss (242 yards)	1971-73	
16—	Jeremiah Castille, Alabama (186 yards)	1979-82	
16—	John Mangum, Alabama (95 yards)	1986-89	
16—	Corey Webster, LSU (181 yards)	2001-04	
16—	Bacarri Rambo, Georgia (293 yards)	2009-12	

YARDS RETURNED

GAME:

1.	162—	Joe Brodsky, Florida vs. Miss. State (3 int.)	1956
2.	155—	Greg Long, Kentucky vs. North Texas State (3 int.)	1981

SEASON:

1.	265—	Eric Berry, Tennessee (7 int.)	2008
2.	244—	Joe Brodsky, Florida (5 int.)	1956
3.	222—	Eric Berry, Tennessee (5 int.)	2007
4.	219—	Greg Jackson, LSU (7 int.)	1988
5.	197—	David Hunter, Kentucky (3 int.)	1968
6.	192—	Cedric Donaldson, LSU (7 int.)	1997
7.	191—	Ahmad Black, Florida (7 int.)	2008
8.	189—	Eli Marichich, Georgia (8 int.)	1948
8.	182—	Keiwan Ratliff, Florida (9 int.)	2003

9.	179—	Lito Sheppard, Florida (6 int.)	2000
10.	177—	Bobby Majors, Tennessee (10 int.)	1970

CAREER:

1.	494—	Eric Berry, Tennessee (14 int.)	2007-09
2.	379—	Bobby Wilson, Ole Miss (20 int.)	1946-49
3.	376—	Darryl Bishop, Kentucky (14 int.)	1971-73
4.	362—	Ahmad Black, Florida (13 int.)	2007-10
5.	315—	Jake Scott, Georgia (16 int.)	1967-68
6.	310—	Wilbur Jamerson, Kentucky (11 int.)	1947-50
7.	305—	Mike Jones, Tennessee (16 int.)	1967-69
305—	Tim Priest, Tennessee (18 int.)	1968-70	
9.	303—	Scott Woerner, Georgia (13 int.)	1977-80
10.	293—	Conrad Graham, Tennessee (15 int.)	1970-72
293—	Bacarri Rambo, Georgia (16 int.)	2009-12	

YARDS PER INTERCEPTION

GAME: (Min. 3)

1.	54.0—	Joe Brodsky, Florida vs. Miss. State (3/162)	1956
2.	51.7—	Greg Long, Kentucky vs. North Texas State (3/155)	1981

SEASON: (Min. 5)

1.	48.8—	Joe Brodsky, Florida (5/244)	1956
2.	44.4—	Eric Berry, Tennessee (5/222)	2007
3.	37.9—	Eric Berry, Tennessee (7/265)	2008
4.	34.8—	Jerrell Norton, Arkansas (5/174)	2007
5.	34.2—	Ahmad Black, Florida (5/171)	2010
6.	32.0—	Bobby Wilson, Ole Miss (5/160)	1947
7.	31.3—	Greg Jackson, LSU (7/219)	1988
8.	29.8—	Lito Sheppard, Florida (6/179)	2000
9.	29.8—	Darryl Bishop, Kentucky (5/149)	1972
29.8—	Bobby Wilson, Ole Miss (5/149)	1948	

SEASON: (Min. 10)

1.	17.7—	Bobby Majors, Tennessee (10/177)	1970
2.	17.5—	Jake Scott, Georgia, (10/175)	1968
3.	16.3—	Hootie Ingram, Alabama (10/163)	1952

CAREER: (Min. 10)

1.	35.3—	Eric Berry, Tennessee (14 for 494)	2007-09
2.	28.2—	Wilbur Jamerson, Kentucky (11 for 310)	1947-50
3.	27.8—	Ahmad Black, Florida (13 for 362)	2007-10
4.	26.8—	Darryl Bishop, Kentucky (14/376)	1971-73
5.	26.0—	Craig Steltz, LSU (11 for 286)	2004-07
6.	25.5—	Jackie Walker, Tennessee (11/281)	1969-71
7.	24.4—	Eddie Brown, Tennessee (10/244)	1971-73
8.	23.9—	David Langner, Auburn (12/287)	1971-73
9.	23.6—	Greg Jackson, LSU (11/260)	1985-88
10.	23.3—	Scott Woerner, Georgia (13/303)	1978-80

CAREER: (Min. 15)

1.	19.7—	Jake Scott, Georgia (16/315)	1967-68
2.	19.5—	Conrad Graham, Tennessee (15/293)	1970-72
3.	19.1—	Mike Jones, Tennessee (16/305)	1967-69
19.1—	Fred Weary, Florida (15)	1994-97	
5.	19.0—	Bobby Wilson, Ole Miss (20/379)	1946-49

INTERCEPTION TOUCHDOWNS

GAME:

1.	*2—	Johnthan Banks, Miss. State vs. Florida	2009
*2—	Joe Brodsky, Florida vs. Miss. State	1956	
*2—	Jake Scott, Georgia vs. Kentucky	1968	

CAREER:

1.	*5—	Jackie Walker, Tennessee (32 games)	1969-71
2.	4—	Trey Wilson, Vanderbilt (49 games)	2009-
3.	3—	Conrad Graham, Tennessee (33 games)	1970-72
3—	Dallas Owens, Kentucky (44 games)	1974-77	
3—	Kevin Porter, Auburn (44 games)	1984-87	
3—	Greg Jackson, LSU (44 games)	1985-88	
3—	Antonio Langham, Alabama (34 games)	1990-93	
3—	Orlando Watters, Arkansas (34 games)	1991-93	
3—	Brian Robinson, Auburn (33 games)	1992-94	
3—	Jonathan Zenon, LSU (41 games)	2004-07	
3—	Derek Pegues, Mississippi State (35 games)	2005-08	
3—	Eric Berry, Tennessee (26 games)	2007-09	
3—	Walter McFadden, Auburn (49 games)	2006-09	
3—	Prentiss Waggner, Tennessee (26 games)	2009-12	
3—	C.J. Mosley, Alabama (38 games)	2010-Present	
3—	Bacarri Rambo, Georgia (47 games)	2009-12	

LONG INTERCEPTION RETURNS

GAME:

1.	100—	Ray Hapes, Ole Miss vs. Ouachita	1937
100—	Bob Davis, Kentucky vs. Washington & Lee	1937	
100—	Ray Martin, Tennessee vs. Louisville	1953	
100—	Jackie Simpson, Florida vs. Miss. State	1955	
100—	Joe Brodsky, Florida vs. Miss. State	1956	
100—	Charlie Britt, Georgia vs. Florida	1959	
100—	Louis Guy, Ole Miss vs. Tennessee	1962	
100—	White Graves, LSU vs. Kentucky	1964	
100—	Dave Hunter, Kentucky vs. West Virginia	1968	
100—	Greg Jackson, LSU vs. Mississippi State	1988	
100—	Jerrell Norton, Arkansas vs. North Texas	2007	
100—	Anthony Johnson, Mississippi State vs. Alabama	2007	

RECORDS AND RESULTS



MISSISSIPPI STATE • MISSOURI • SOUTH CAROLINA • TENNESSEE • TEXAS A&M • VANDERBILT

100—	Johnthan Banks, Mississippi State vs. Florida	2009
100—	Walter McFadden, Auburn vs. Northwestern	2009
100—	Archibald Barnes, Vanderbilt vs. Tennessee	2011
100—	Trey Wilson, Vanderbilt vs. Presbyterian	2012

TACKLES

TACKLES

CAREER:

1.	547—	Andy Spiva, Tennessee	1973-76
2.	528—	Freddie Smith, Auburn	1976-79
	528—	Jeff Herrod, Ole Miss	1984-87
4.	521—	Jim Kovach, Kentucky	1974-76, 1978
5.	482—	Chris Chenault, Kentucky	1985-88
6.	475—	David Little, Florida	1977-80
	475—	Jeff Kremer, Kentucky	1984-87
8.	472—	Kem Coleman, Ole Miss	1974-77
9.	470—	Marty Moore, Kentucky	1990-93
10.	467—	Scot Brantley, Florida	1976-79
	467—	Ben Zambiasi, Georgia	1974-77
	467—	Ray Costict, Mississippi State	1973-76

SACKS

SACKS

CAREER:

1.	52.0—	Derrick Thomas, Alabama	1985-88
2.	49.0—	Billy Jackson, Mississippi State	1980-83
3.	37.0—	Ben Williams, Ole Miss	1972-75
4.	36.0—	David Pollack, Georgia	2001-04
5.	33.0—	Alex Brown, Florida	1998-01
6.	32.0—	Reggie White, Tennessee	1980-83
7.	29.0—	Richard Tardits, Georgia	1985-88
	29.0—	Eric Norwood, South Carolina	2006-09
9.	28.0—	Jimmy Payne, Georgia	1978-82
	28.0—	Leonard Little, Tennessee	1995-97
	28.0—	Jarvis Jones, Georgia	2011-12

SOUTHEASTERN CONFERENCE TEAM OFFENSE RECORDS

RUSHING

MOST RUSHES

GAME:

1.	89—	Georgia vs. Kentucky	1967
2.	86—	Auburn vs. Vanderbilt	1951
3.	83—	LSU vs. Wyoming	1977
4.	82—	LSU vs. Florida	1977
	82—	Alabama vs. Baylor	1979
	82—	Auburn vs. Ole Miss	1985
7.	80—	Ole Miss vs. Miss. State	1949
	80—	Alabama vs. Vanderbilt	1972
	80—	Arkansas vs. Ole Miss	2001
10.	79—	Georgia Tech vs. Sewanee	1935
	79—	LSU vs. Florida	1978

SEASON:

1.	763—	Alabama (3,792 yards in 11 games)	1979
2.	724—	Kentucky (2,661 yards in 11 games)	1975
3.	707—	Alabama (3,082 yards in 11 games)	1981
4.	705—	Alabama (3,565 yards in 11 games)	1971
5.	704—	Alabama (3,332 yards in 11 games)	1972
6.	697—	Alabama (3,268 yards in 11 games)	1977
7.	693—	Georgia (3,075 yards in 11 games)	1976
8.	691—	Georgia (3,377 yards in 11 games)	1971
9.	686—	Alabama (3,288 yards in 11 games)	1974
10.	680—	Alabama (3,320 yards in 11 games)	1975
	680—	Georgia (3,267 yards in 11 games)	1975

YARDS GAINED

GAME:

1.	748—	Alabama vs. Virginia Tech (63 rushes)	1973
2.	638—	Tulane vs. Mississippi College	1937
3.	606—	Vanderbilt vs. Tennessee Poly	1942
4.	565—	Auburn vs. Southwestern Louisiana (58 rushes)	1985
5.	547—	Vanderbilt vs. Air Force (60 rushes)	1978
6.	542—	Arkansas vs. South Carolina (58 rushes)	2007
7.	532—	Mississippi State vs. Union (60 rushes)	1941
8.	531—	Alabama vs. Ole Miss (73 rushes)	1971
	531—	Florida vs. Utah (50 rushes)	1977
10.	526—	Auburn vs. Furman	1946

SEASON:

1.	4,027—	Alabama (664 rushes in 11 games)	1973
2.	3,987—	Auburn (652 rushes in 14 games)	2010
3.	3,792—	Alabama (763 rushes in 11 games)	1979
4.	3,725—	Arkansas (625 rushes in 13 games)	2007
5.	3,565—	Alabama (705 rushes in 11 games)	1971
6.	3,438—	Auburn (620 rushes in 11 games)	1985
7.	3,392—	Alabama (704 rushes in 11 games)	1972
8.	3,381—	Alabama (632 rushes in 11 games)	1980
9.	3,352—	LSU (674 rushes in 11 games)	1977
10.	3,337—	Georgia (691 rushes in 11 games)	1971

YARDS PER GAME

1.	366.1—	Alabama (4,927 in 11 games)	1973
2.	344.7—	Alabama (3,792 in 11 games)	1979
3.	324.1—	Alabama (3,565 in 11 games)	1971
4.	312.5—	Auburn (3,438 in 11 games)	1985
5.	307.4—	Alabama (3,381 in 11 games)	1980
6.	306.8—	Tennessee (3,068 in 10 games)	1951
7.	306.3—	Ole Miss (3,063 in 10 games)	1957
8.	304.7—	LSU (3,352 in 11 games)	1977
9.	303.4—	Georgia (3,377 in 11 games)	1971

10.	302.9—	Alabama (3,332 in 11 games)	1972
-----	--------	-----------------------------	------

YARDS PER RUSH

GAME:

1.	11.87—	Alabama vs. Virginia Tech (63 for 748)	1973
2.	11.20—	Florida vs. Charleston Southern (33 for 369)	2009
3.	11.14—	Auburn vs. Ball State (35 for 390)	2005
4.	10.66—	Tennessee vs. Tennessee Tech (44 for 469)	1951
5.	10.65—	Florida vs. The Citadel (37 for 394)	2008
6.	10.52—	Texas A&M vs. Oklahoma (31 for 326)	2012
7.	10.14—	LSU vs. Rice (43 for 436)	1987
8.	9.74—	Auburn vs. Southwestern Louisiana (58 for 565)	1985
9.	9.73—	Auburn vs. Vanderbilt (45 for 438)	1979
	9.73—	Arkansas vs. Eastern Michigan (30 for 292)	2009
11.	9.72—	Ole Miss vs. Auburn (53 for 515)	1951
12.	9.66—	Georgia vs. Louisiana-Monroe (29 for 280)	2005
13.	9.50—	Ole Miss vs. Tulane (40 for 380)	1990
14.	9.47—	Arkansas vs. Missouri State (51 for 483)	2005
	9.47—	Arkansas vs. Auburn (45 for 426)	2002

SEASON:

1.	6.8—	LSU (360 for 2,632)	1945
2.	6.1—	Alabama (664 for 4,027)	1973
	6.1—	Auburn (652 for 3,987)	2010
3.	6.0—	Arkansas (625 for 3,725)	2007
4.	5.94—	Arkansas (539 for 3,199)	2006
	5.94—	Florida (545 for 3,236)	2008
6.	5.93—	Tennessee (442 for 2,621)	1993
7.	5.92—	Alabama (586 for 3,007)	1950
8.	5.90—	Texas A&M (533 for 3,147)	2012
9.	5.87—	Florida (446 for 2,617)	1976
10.	5.7—	Auburn (579 for 3,279)	1979
	5.7—	Alabama (467 for 2,679)	1945

PASSING

MOST ATTEMPTS

GAME:

1.	69—	LSU vs. Auburn (33 comp.)	1999
2.	67—	Kentucky vs. Arkansas (47 comp.)	1998
	67—	Kentucky vs. LSU (42 comp.)	1997
4.	66—	Florida vs. Auburn (33 comp.)	1969
5.	65—	Tennessee vs. Florida (37 comp.)	1996
	65—	Georgia vs. Florida (36 comp.)	1993
7.	63—	Kentucky vs. Louisville (34 comp.)	1999
	63—	Vanderbilt vs. Alabama (31 comp.)	1989
	63—	Georgia vs. Georgia Tech (37 comp.)	2000
10.	62—	Kentucky vs. Mississippi State (40 comp.)	1997
	62—	Tennessee vs. LSU (37 comp.)	2000
	62—	Kentucky vs. Tennessee (39 comp.)	2007

SEASON:

1.	574—	Kentucky (414 comp.)	1998
2.	564—	Kentucky (322 comp.)	2000
3.	562—	Kentucky (374 comp.)	1997
4.	534—	Tennessee (333 comp.)	2007
5.	528—	Kentucky (331 comp.)	2007
6.	519—	Vanderbilt (296 comp.)	1983
7.	503—	Florida (290 comp.)	1992
8.	492—	Tennessee (296 comp.)	1997
	492—	Texas A&M (329 comp.)	2012
10.	488—	Florida (284 comp.)	1993



RECORDS AND RESULTS

ALABAMA • ARKANSAS • AUBURN • FLORIDA • GEORGIA • KENTUCKY • LSU • OLE MISS

COMPLETIONS

GAME:

1.	47—	Kentucky vs. Vanderbilt (58 attempts)	1998
	47—	Kentucky vs. Arkansas (67 attempts)	1998
3.	42—	Kentucky vs. LSU (67 attempts)	1997
	42—	Ole Miss vs. Arkansas (56 attempts)	2002
5.	41—	Kentucky vs. Georgia (55 attempts)	1997
6.	40—	Kentucky vs. Mississippi State (62 attempts)	1997
	40—	Kentucky vs. Florida (61 attempts)	1998
	40—	South Carolina vs. Mississippi State (46 attempts)	1995
9.	39—	Kentucky vs. Indiana (54 attempts)	1998
	39—	Kentucky vs. LSU (50 attempts)	1998
	39—	South Carolina vs. East Carolina (61 attempts)	1994
	39—	Kentucky vs. Georgia (58 attempts)	2000
	39—	Kentucky vs. Tennessee (62 attempts)	2007

SEASON:

1.	414—	Kentucky (574 attempts)	1998
2.	374—	Kentucky (562 attempts)	1997
3.	333—	Tennessee (534 attempts)	2007
4.	331—	Kentucky (528 attempts)	2007
5.	329—	Texas A&M (492 attempts)	2012
6.	322—	Kentucky (564 attempts)	2000
7.	304—	Kentucky (468 attempts)	1999
8.	301—	Arkansas (465 attempts)	2010
9.	299—	Florida (464 attempts)	2001
	299—	Arkansas (471 attempts)	2011

COMPLETION PERCENTAGE

GAME: (Min. 20 atts.)

1.	96.0—	Tennessee vs. South Carolina (24 of 25)	1998
2.	95.0—	Ole Miss vs. Tulane (19 of 20)	1982
3.	91.3—	South Carolina vs. Missouri (21 of 23)	2012
4.	90.0—	Auburn vs. Furman (27-30)	2009
5.	86.9—	Kentucky vs. Florida (20 of 23)	1986
6.	86.2—	Tennessee vs. Memphis (25 of 29)	2006
7.	85.7—	LSU vs. Alabama (18 of 21)	2006
8.	85.2—	Arkansas vs. South Carolina (23 of 27)	2009
9.	85.0—	Auburn vs. Arkansas (17 of 20)	2004
10.	82.8—	Tennessee vs. Middle Tennessee (24 of 29)	2002
	82.8—	Tennessee vs. Air Force (24 of 29)	2006
	82.8—	Kentucky vs. Auburn (24 of 29)	2010

GAME: (Min. 30 atts.)

1.	90.0—	Auburn vs. Furman (27-30)	2009
2.	88.6—	Florida vs. Cincinnati (31 of 35)	2009
3.	82.4—	Georgia vs. Vanderbilt (28 of 34)	2002
4.	82.1—	Texas A&M vs. Mississippi State (32 of 39)	2012
5.	81.2—	LSU vs. South Carolina (26 of 32)	2003
6.	80.6—	Ole Miss vs. Middle Tennessee (25 of 31)	2001
7.	80.0—	Georgia vs. LSU (28 of 35)	1998
8.	79.5—	South Carolina vs. Vanderbilt (31 of 39)	2010
9.	78.1—	South Carolina vs. LSU (25 of 32)	1994
10.	77.8—	Florida vs. Vanderbilt (28 of 36)	1982

GAME: (Min. 40 atts.)

1.	86.9—	South Carolina vs. Miss. State (40 of 46)	1995
2.	85.0—	Kentucky vs. Connecticut (34 of 40)	1999
3.	81.0—	Kentucky vs. Vanderbilt (47 of 58)	1998
4.	80.0—	Arkansas vs. Missouri State (28 of 35)	2011
5.	79.5—	LSU vs. Alabama (35 of 44)	2001
6.	77.8—	Kentucky vs. Miss. State (35 of 45)	1998
	77.8—	Kentucky vs. Eastern Kentucky (35 of 45)	1998
8.	77.5—	Tennessee vs. Georgia (31 of 40)	1997
9.	77.3—	South Carolina vs. Vanderbilt (34 of 44)	1995
10.	77.1—	Kentucky vs. Northeast Louisiana (37 of 48)	1997

SEASON: (Min. 100 atts.)

1.	68.8—	Florida (203 of 295)	1982
----	-------	----------------------	------

SEASON: (Min. 300 atts.)

1.	72.1—	Kentucky (414 of 574)	1998
2.	69.9—	Alabama (253 of 362)	2010
3.	68.5—	Auburn (211 of 308)	2004
4.	68.4—	Florida (249 of 364)	2009
5.	67.1—	South Carolina (282 of 420)	1995
6.	66.9—	Texas A&M (329 of 492)	2012
7.	66.8—	Alabama (219 of 328)	2012
8.	66.6—	LSU (245 of 368)	2006
9.	66.5—	Kentucky (374 of 562)	1997
	66.5—	Florida (240 of 361)	2007

PASSING

YARDS GAINED

GAME:

1.	585—	Kentucky vs. Vanderbilt (47 of 58)	1998
2.	571—	Kentucky vs. Louisville (36 of 47)	1998
3.	545—	Tennessee vs. Kentucky (26 of 36)	1997
4.	544—	Georgia vs. Southern Miss. (30 of 47)	1993
5.	528—	Kentucky vs. Georgia (39 of 58)	2000
	528—	LSU vs. Alabama (35 of 44)	2001
7.	512—	Florida vs. Southwestern Louisiana (34 of 50)	1993
8.	510—	Arkansas vs. Texas A&M (30 of 51)	2011

9.	507—	Florida vs. Miss. State (29 of 49)	2001
10.	506—	Florida vs. Northern Illinois (34 of 54)	1995

SEASON:

1.	4,534—	Kentucky (414 of 574)	1998
2.	4,457—	Florida (299 of 464)	2001
3.	4,338—	Arkansas (301 of 465)	2010
4.	4,330—	Florida (287 of 457)	1995
5.	4,114—	Texas A&M (329 of 492)	2012
6.	4,072—	Florida (284 of 488)	1993
7.	4,019—	Kentucky (374 of 562)	1997
8.	4,007—	Florida (234 of 412)	1996
9.	3,991—	Georgia (254 of 399)	2012
10.	3,981—	Tennessee (296 of 492)	1997

YARDS PER GAME

1.	412.2—	Kentucky (4,534 in 11 games)	1998
2.	405.2—	Florida (4,457 in 11 games)	2001
3.	365.4—	Kentucky (4,019 in 11 games)	1997
4.	360.8—	Florida (4,330 in 12 games)	1995
5.	346.1—	Florida (3,807 in 11 games)	1998
6.	339.3—	Florida (4,072 in 12 games)	1993
7.	338.3—	Georgia (3,721 in 11 games)	1994
8.	335.4—	Kentucky (3,689 in 11 games)	2000
9.	333.9—	Florida (4,007 in 12 games)	1996
10.	333.7—	Arkansas (4,338 in 13 games)	2010

YARDS PER ATTEMPT

SEASON:

1.	*13.4—	Alabama (94 for 1,261)	1973
2.	10.4—	Alabama (111 for 1,156)	1981
3.	10.2—	Georgia (153 for 1,567)	1974
4.	10.1—	Auburn (296 for 3,002)	2010
5.	10.0—	Georgia (399 for 3,991)	2012
6.	9.9—	Auburn (292 for 2,897)	2004
	9.9—	Alabama (362 for 3,395)	2010
8.	9.7—	Florida (412 for 4,007)	1996
9.	9.6—	Florida (304 for 2,924)	1985
	9.6—	Florida (464 for 4,457)	2001

*—NCAA record

TOUCHDOWNS

GAME:

1.	9—	Florida vs. Central Michigan	1997
2.	8—	Kentucky vs. Louisville	1998
	8—	Kentucky vs. North Dakota	1950
	8—	Florida vs. New Mexico State	1994
5.	7—	Kentucky vs. Indiana	1997
	7—	Florida vs. Northern Illinois	1995
	7—	Alabama vs. Southern Miss	1950
	7—	LSU vs. Ohio	1989
	7—	Florida vs. Southwestern Louisiana	1993
	7—	Florida vs. Kentucky	1998
	7—	Florida vs. Georgia	1995
	7—	Tennessee vs. Kentucky	2007

SEASON:

1.	48—	Florida (12 games)	1995
2.	43—	Florida (12 games)	1994
	43—	Florida (11 games)	2001
4.	42—	Florida (12 games)	1996
5.	41—	Florida (12 games)	1993
6.	40—	Kentucky (13 games)	2007
7.	39—	Kentucky (11 games)	1998
8.	37—	Kentucky (11 games)	1997
	37—	Tennessee (12 games)	1997
	37—	Georgia (14 games)	2011
	37—	Georgia (14 games)	2012

INTERCEPTIONS

GAME:

1.	9—	Florida vs. Auburn	1969
2.	8—	Alabama vs. Tennessee	1970
	8—	Miss. State vs. Alabama	1936
4.	6—	Miss. State vs. LSU	2007

SEASON:

1.	33—	Kentucky (227 atts., 110 comp.)	1967
2.	32—	Georgia (265 atts., 121 comp.)	1951
3.	31—	Vanderbilt (519 atts., 296 comp.)	1983
4.	30—	Vanderbilt (254 atts., 90 comp.)	1972
5.	29—	Auburn (151 atts., 63 comp.)	1948
6.	28—	Kentucky (286 atts., 139 comp.)	1982
7.	27—	South Carolina (452 atts., 249 comp.)	2008
8.	25—	Miss. State (153 atts., 40 comp.)	1949
	25—	Georgia (247 atts., 118 comp.)	1953
	25—	Tulane	1958
	25—	Auburn (286 atts., 126 comp.)	1968
	25—	Alabama (322 atts., 175 comp.)	1970
	25—	Kentucky (284 atts., 133 comp.)	1980
	25—	LSU (405 atts., 200 comp.)	1999
	25—	Miss. State (395 atts., 207 comp.)	2003

RECORDS AND RESULTS



MISSISSIPPI STATE • MISSOURI • SOUTH CAROLINA • TENNESSEE • TEXAS A&M • VANDERBILT

FEWEST INTERCEPTIONS

GAME: (Min. 45 atts.)

0 interceptions	
Tennessee vs. Clemson (56 atts.)	2003
Kentucky vs. Vanderbilt (56 atts.)	1985
Tennessee vs. Southern Miss (54 atts.)	1997
Vanderbilt vs. Tennessee (53 atts.)	1983
Alabama vs. Florida State (53 atts.)	2007
Georgia vs. South Carolina (51 atts.)	1994
South Carolina vs. Arkansas (51 atts.)	2007
Florida vs. Southwestern Louisiana (50 atts.)	1993
Ole Miss vs. Tennessee (50 atts.)	1982
Florida vs. Ball State (50 atts.)	2000
Kentucky vs. Florida (50 atts.)	2007
LSU vs. Tennessee (49 atts.)	1989
Kentucky vs. Middle Tennessee (48 atts.)	2008
Kentucky vs. Florida (48 atts.)	1999
Kentucky vs. Indiana (48 atts.)	2000
Florida vs. Mississippi State (48 atts.)	2001
Kentucky vs. Louisville (47 atts.)	1998
Vanderbilt vs. Ole Miss (47 atts.)	1989
Georgia vs. Southern Miss. (47 atts.)	1993
South Carolina vs. Vanderbilt (47 atts.)	1993
Tennessee vs. California (47 atts.)	2007
LSU vs. Arkansas (47 atts.)	2007
Alabama vs. Tennessee (46 atts.)	1989
South Carolina vs. Miss. State (46 atts.)	1995
Florida vs. South Carolina (46 atts.)	2000
Kentucky vs. Louisville (46 atts.)	2007
Alabama vs. Tennessee (46 atts.)	2007
Florida vs. N. Illinois (45 atts.)	1991
Georgia vs. Tennessee (45 atts.)	1994
Auburn vs. LSU (45 atts.)	1997
Kentucky vs. Eastern Kentucky (45 atts.)	1998
Arkansas vs. Vanderbilt (48 atts.)	2010
Arkansas vs. Texas A&M (51 atts.)	2011
Arkansas vs. Mississippi State (45 atts.)	2011
Texas A&M vs. SMU (45 atts.)	2012
Texas A&M vs. Arkansas (47 atts.)	2012

SEASON: (Min. 100 atts.)

1. 1:104.0— Alabama (1 in 104)	1980
2. 1:97.8— Tennessee (4 in 391)	1995
3. 1:88.8— Georgia (4 in 355)	1991
4. 1:87.5— Auburn (2 in 175)	1982
5. 1:74.8— Alabama (4 in 299)	1997
6. 1:72.6— Georgia (5 in 363)	2004
7. 1:67.3— Arkansas (7 in 417)	2011
8. 1:65.8— Florida (5 in 329)	2008
9. 1:64.8— Tennessee (4 in 259)	1992
10. 1:62.3— Kentucky (7 in 436)	2006

SEASON: (Min. 200 atts.)

1. 1:97.8— Tennessee (4 in 391)	1995
2. 1:88.8— Georgia (4 in 355)	1991
3. 1:74.8— Alabama (4 in 299)	1997
4. 1:72.6— Georgia (5 in 363)	2004
5. 1:72.4— Alabama (5 in 362)	2010
6. 1:67.3— Arkansas (7 in 417)	2011
7. 1:65.8— Florida (5 in 329)	2008
8. 1:64.8— Tennessee (4 in 259)	1992
9. 1:62.3— Kentucky (7 in 436)	2006
10. 1:61.7— Georgia (7 in 432)	1993

SEASON: (Min. 300 atts.)

1. 1:109.3— Alabama (3 in 328)	2012
2. 1:97.8— Tennessee (4 in 391)	1995
3. 1:88.8— Georgia (4 in 355)	1991
4. 1:72.8— Florida (5 in 364)	2009
5. 1:72.6— Georgia (5 in 363)	2004
6. 1:69.2— Alabama (5 in 346)	2008
7. 1:67.3— Arkansas (7 in 417)	2011
8. 1:65.8— Florida (5 in 329)	2008
9. 1:62.3— Kentucky (7 in 436)	2006
10. 1:61.7— Georgia (7 in 432)	1993

SEASON: (Min. 400 atts.)

1. 1:67.3— Arkansas (7 in 417)	2011
2. 1:62.3— Kentucky (7 in 436)	2006
3. 1:61.7— Georgia (7 in 432)	1993
4. 1:50.9— Kentucky (9 in 458)	2010
5. 1:49.2— Texas A&M (10 in 492)	2012
6. 1:48.7— Arkansas (9 in 439)	2009
7. 1:46.9— Tennessee (9 in 422)	2003
8. 1:46.3— Ole Miss (9 in 417)	2001
9. 1:44.9— Ole Miss (10 in 449)	2003
10. 1:44.5— Georgia (10 in 445)	2002
1:44.5— Tennessee (12 in 534)	2007

TOTAL OFFENSE

MOST PLAYS

GAME:

1. 110— Kentucky vs. Tennessee	2007
--------------------------------	------

2. 106— Arkansas vs. Ole Miss	2001
3. 105— Georgia vs. Kentucky	1967
4. 102— Alabama vs. Miami	1969
5. 101— Auburn vs. Ole Miss	1985
6. 99— LSU vs. Tulane	1969
99— Auburn vs. Tennessee	1990
99— Georgia vs. Georgia Tech	1999
9. 98— Ole Miss vs. Chattanooga	1951
98— LSU vs. Tulane	1968
98— LSU vs. Wyoming	1978
98— Arkansas vs. Texas A&M	2012

SEASON:

1. 1,054— LSU (6,152 yards)	2007
2. 1,025— Texas A&M (7,261 yards)	2012
3. 1,023— Georgia (5,324 yards)	2003
4. 1,016— Georgia (5,719 yards)	2011
5. 1,013— Kentucky (5,764 yards)	2007
6. 994— LSU (5,857 yards)	2003
7. 993— Tennessee (5,621 yards)	2007
8. 981— Georgia (5,389 yards)	2002
9. 962— Alabama (4,859 yards)	2007
10. 948— Auburn (6,989 yards)	2010

YARDS GAINED

GAME:

1. 833— Alabama vs. Virginia Tech (748 rushing, 85 passing)	1973
2. 801— Kentucky vs. Louisville (230 rushing, 571 passing)	1998
3. 798— Vanderbilt vs. Davidson (430 rushing, 368 passing)	1969
4. 774— Florida vs. West Texas State (394 rushing, 380 passing)	1982
5. 746— LSU vs. Rice (502 rushing, 244 passing)	1977
6. 716— Texas A&M vs. Arkansas (218 rushing, 498 passing)	2012
7. 713— Arkansas vs. North Texas (446 rushing, 267 passing)	2007
713— Georgia vs. Florida Atlantic (328 rushing, 385 passing)	2012
9. 708— Florida vs. Central Michigan (318 rushing, 390 passing)	1997
10. 706— Georgia Tech vs. Citadel	1948

SEASON:

1. 7,261— Texas A&M (3,147 rushing, 4,114 passing, 13 games)	2012
2. 6,989— Auburn (3,987 rush, 3,003 pass, 14 games)	2010
3. 6,547— Georgia (2,556 rush, 3,991 pass, 14 games)	2012
4. 6,413— Florida (2,083 rush, 4,330 pass, 12 games)	1995
5. 6,410— Florida (3,105 rush, 3,305 pass, 13 games)	2009
6. 6,237— Alabama (3,185 rush, 3,052 pass, 14 games)	2012
7. 6,231— Florida (3,236 rush, 2,995 pass, 14 games)	2008
8. 6,273— Arkansas (1,935 rush, 4,338 pass, 13 games)	2010
9. 6,152— LSU (2,998 rush, 3,154 pass, 14 games)	2007
10. 6,047— Florida (2,040 rush, 4,007 pass, 12 games)	1996

YARDS GAINED TWO TEAMS

1. 1,329— Tennessee (695) vs. Kentucky (634)	1997
2. 1,302— Kentucky (801) vs. Louisville (501)	1998
3. 1,293— Texas A&M (678) vs. Louisiana Tech (615)	2012
4. 1,231— Texas A&M (716) vs. Arkansas (515)	2012
5. 1,218— Vanderbilt (621) vs. Kentucky (597)	2006

YARDS PER GAME

1. 558.5— Texas A&M (7,261 yards in 13 games)	2012
2. 534.4— Florida (6,413 in 12 games)	1995
3. 534.2— Kentucky (5,876 in 11 games)	1998
4. 527.5— Florida (5,803 in 11 games)	2001
5. 503.9— Florida (6,047 in 12 games)	1996
6. 499.2— Auburn (6,989 in 14 games)	2010
7. 485.0— Auburn (4,850 in 10 games)	1970
8. 482.8— Tennessee (5,794 in 12 games)	1997
9. 482.5— Arkansas (6,273 in 13 games)	2010
10. 480.7— Alabama (5,288 in 11 games)	1973

YARDS PER PLAY

GAME:

1. 11.9— Alabama vs. Virginia Tech (70 for 833)	1973
11.9— Florida vs. The Citadel (59 for 705)	2008
3. 11.6— Auburn vs. Chattanooga (54 for 628)	2010
4. 11.1— Florida vs. Central Michigan (64 for 708)	1997
5. 10.9— Tennessee vs. Kentucky (54 for 590)	2000
6. 10.8— Florida vs. Georgia Southern (61 for 658)	1996
7. 10.7— Tennessee vs. Kentucky (65 for 695)	1997
8. 10.6— Tennessee vs. Louisville (44 for 465)	1953
9. 10.4— Florida vs. Charleston Southern (60 for 624)	2009
10. 10.3— Auburn vs. Kansas (66 for 680)	1988
10.3— LSU vs. Western Carolina (66 for 680)	2000
10.3— Arkansas vs. Eastern Michigan (57 for 589)	2009

SEASON:

1. 7.40— Florida (6,413 in 867)	1995
2. 7.37— Auburn (6,989 in 948)	2010
3. 7.36— Florida (5,803 in 788)	2001
4. 7.10— Florida (6,231 in 874)	2008
5. 7.09— Auburn (4,850 in 648)	1970
6. 7.08— Florida (6,047 in 854)	1996
7.08— Arkansas (6,273 in 886)	2010
7.08— Georgia (6,547 in 924)	2012
7.08— Texas A&M (7,261 in 1,025)	2012
10. 7.01— Florida (5,943 in 848)	2007



RECORDS AND RESULTS

ALABAMA • ARKANSAS • AUBURN • FLORIDA • GEORGIA • KENTUCKY • LSU • OLE MISS

FIRST DOWNS

MOST RUSHING

GAME:		
1.	28—	Auburn vs. Ole Miss 1985
2.	27—	Vanderbilt vs. Davidson 1969
	27—	Georgia vs. South Carolina 1974
	27—	LSU vs. Wyoming 1977
5.	26—	Alabama vs. Ole Miss 1971
	26—	Alabama vs. Virginia Tech 1973
	26—	Miss. State vs. Colorado State 1981
	26—	Georgia vs. Memphis State 1982

SEASON:		
1.	213—	Alabama 1979
2.	211—	Auburn 1969
3.	208—	Auburn 1985
4.	202—	Auburn 2010
5.	192—	Alabama 1973
6.	188—	Alabama 1971
7.	186—	Georgia 1975
	186—	LSU 1977
9.	179—	Alabama 1977
10.	176—	Georgia 1981

MOST PASSING

GAME:		
1.	27—	Kentucky vs. Tennessee 2007
2.	25—	South Carolina vs. Miss. State 1995
3.	24—	Kentucky vs. Louisville 1998
	24—	Florida vs. Louisiana-Monroe 2001
5.	23—	Kentucky vs. Vanderbilt 1998
	23—	LSU vs. Alabama 2001
	23—	Ole Miss vs. Texas Tech 2002
8.	22—	Kentucky vs. Northeast Louisiana 1997
	22—	South Carolina vs. Georgia 1995
	22—	Georgia vs. LSU 1998
	22—	Florida vs. Miss. State 2000
	22—	Texas A&M vs. Arkansas 2012

SEASON:		
1.	196—	Kentucky 1998
2.	194—	Florida 2001
3.	182—	Florida 1993
	182—	Kentucky 2007
5.	181—	Florida 1995
6.	180—	Kentucky 1997
	180—	Texas A&M 2012
8.	177—	Tennessee 1997
9.	173—	Arkansas 2010
10.	170—	Florida 1992

TOTAL

GAME:		
1.	40—	Vanderbilt vs. Davidson 1969
2.	39—	Auburn vs. Ole Miss 1985
3.	38—	Vanderbilt vs. Washington & Lee 1952
4.	37—	Kentucky vs. Louisville 1998
	37—	Auburn vs. Western Carolina 2002
	37—	Kentucky vs. Tennessee 2007
7.	36—	Florida vs. LSU 1996
	36—	Ole Miss vs. Memphis State 1980
	36—	Florida vs. Western Michigan 1999
	36—	Texas A&M vs. Miss. State 2012

SEASON:		
1.	357—	Texas A&M 2012
2.	344—	Auburn 2010
3.	335—	Kentucky 2007
4.	327—	Florida 1995
5.	316—	LSU 2007
6.	314—	Florida 2009
7.	306—	Florida 2008
8.	305—	Florida 2007
9.	303—	Florida 1996
	303—	Alabama 2012

PUNTING

MOST PUNTS

GAME:		
1.	36—	Kentucky vs. Washington & Lee 1934
2.	23—	Florida vs. Georgia Tech 1938
3.	21—	Georgia Tech vs. Florida 1938
	21—	Mississippi State vs. Tulane 2005
5.	20—	Ole Miss vs. LSU 1934
	20—	Mississippi State vs. TCU 1936
7.	17—	LSU vs. Mississippi State 1940
	17—	LSU vs. Tennessee 1942
9.	16—	Vanderbilt vs. Louisville 1971

SEASON:

1.	*139—	Tennessee 1937
2.	112—	Auburn 1939
3.	110—	Florida 1937
4.	101—	Kentucky 1933
5.	96—	Ole Miss 1938
	96—	Mississippi State 1967
7.	94—	Kentucky 1996
	94—	Tennessee 1958
9.	92—	Alabama 1941
	92—	Alabama 1946
	92—	Kentucky 1970

*—NCAA Record

YARDS PUNTING

GAME:		
1.	1,386—	Kentucky vs. Washington & Lee (36 punts) 1934
2.	904—	Georgia Tech vs. Florida (21 punts) 1938
3.	899—	Florida vs. Georgia Tech (23 punts) 1938
4.	882—	Mississippi State vs. Tulane (21 punts) 2005
5.	780—	Ole Miss vs. LSU (20 punts) 1934
6.	666—	Mississippi State vs. TCU (20 punts) 1966
7.	664—	LSU vs. Mississippi State (17 punts) 1940

SEASON:

1.	5,620—	Tennessee (139 punts) 1937
2.	4,844—	Auburn (112 punts) 1939
3.	4,394—	Kentucky (101 punts) 1933
4.	3,745—	Ole Miss 1940
5.	3,625—	Vanderbilt (79 punts) 1996
6.	3,597—	Kentucky (94 punts) 1996
7.	3,581—	Ole Miss (79 punts) 1985
8.	3,567—	Mississippi State (96 punts) 1967
9.	3,528—	Vanderbilt (78 punts) 1982
10.	3,497—	Alabama (92 punts) 2012

PUNTING AVERAGE

GAME: (Min. 10)		
1.	52.0—	Kentucky vs. Cincinnati (10 for 520) 1944
2.	48.1—	Ole Miss vs. Missouri (10 for 481) 1973
3.	47.5—	Mississippi State vs. South Carolina (10 for 475) 1996
4.	47.3—	LSU vs. Ole Miss (10 for 473) 1960
5.	46.6—	Alabama vs. Mississippi State 1958

GAME: (Min. 20)

1.	43.0—	Georgia Tech vs. Florida 1938
2.	42.0—	Mississippi State vs. Tulane (21 for 882) 2005
3.	39.1—	Florida vs. Georgia Tech (23 for 899) 1938

SEASON:

1.	48.1—	Georgia (56 for 2,691) 2009
2.	47.6—	Vanderbilt (59 for 2,810) 1984
3.	46.9—	Auburn (51 for 2,393) 1993
4.	46.2—	Ole Miss (63 for 2,913) 2010
5.	46.0—	LSU (54 for 2,486) 1997
6.	45.9—	Vanderbilt (79 for 3,625) 1996
	45.9—	Ole Miss (66 for 3,029) 1979
8.	45.8—	Auburn (57 for 2,610) 1985
9.	45.7—	Auburn (47 for 2,149) 2006
10.	45.4—	Florida (39 for 1,771) 1983

PUNT RETURNS

MOST RETURNS

GAME:		
1.	20—	Mississippi State vs. TCU (128 yards) 1936
2.	13—	LSU vs. Tulane (126 yards) 1937
	13—	Ole Miss vs. Union (203 yards) 1940
4.	11—	Vanderbilt vs. N.C. State 1946
5.	10—	Alabama vs. Kentucky 1946
	10—	Tennessee vs. Tennessee Tech 1947
	10—	Alabama vs. Mississippi State (59 yards) 1967
	10—	Kentucky vs. Tennessee 1976
	10—	Florida vs. San Jose State 2003

SEASON:

1.	71—	Alabama (783 yards) 1946
2.	70—	Mississippi State (778 yards) 1936
3.	68—	Tennessee (844 yards) 1939
	68—	Tennessee (974 yards) 1940
5.	61—	Mississippi State (542 yards) 1940
6.	56—	Ole Miss (837 yards) 1940
7.	55—	Vanderbilt (907 yards) 1948
	55—	Alabama (438 yards) 1975
9.	52—	Tennessee (452 yards) 2000
10.	50—	Georgia (746 yards) 2002

YARDS RETURNED

GAME:		
1.	272—	Florida vs. Kentucky (11 returns) 1996
2.	246—	Texas A&M vs. South Carolina State (8 returns) 2012
3.	225—	Mississippi State vs. Chattanooga (8 returns) 1946

RECORDS AND RESULTS



MISSISSIPPI STATE • MISSOURI • SOUTH CAROLINA • TENNESSEE • TEXAS A&M • VANDERBILT

4.	208—	Auburn vs. UT-Chattanooga (6 returns)	1974
5.	205—	LSU vs. Ole Miss (6 returns)	1970
6.	204—	Alabama vs. LSU (5 returns)	1947
7.	203—	Ole Miss vs. Union (13 returns)	1940
	203—	Vanderbilt vs. Kentucky (6 returns)	1948
9.	202—	Georgia vs. Oregon State (5 returns)	1971
10.	195—	Kentucky vs. Vanderbilt (6 returns)	1981

SEASON:

1.	974—	Tennessee (68 returns)	1940
2.	907—	Vanderbilt (55 returns)	1948
3.	844—	Tennessee (68 returns)	1939
4.	837—	Ole Miss (56 returns)	1940
5.	800—	Tennessee	1951
5.	783—	Alabama (71 returns)	1946
6.	778—	Mississippi State (70 returns)	1936
7.	746—	Georgia (50 returns)	2002
8.	726—	Alabama (52 returns)	1941
9.	724—	Georgia (57 returns)	1941
10.	701—	Alabama (49 returns)	2008

YARDS PER RETURN

GAME (Min. 3):

1.	45.0—	Ole Miss vs. Arkansas (3 for 135)	2000
2.	40.8—	Alabama vs. LSU (5 for 204)	1991
3.	40.4—	Georgia vs. Oregon State (5 for 202)	1971
4.	38.7—	Ole Miss vs. SMU (3 for 116)	1998
5.	36.0—	Arkansas vs. Ole Miss (4 for 144)	2010
6.	35.6—	Georgia vs. Western Kentucky (5 for 178)	2006
7.	34.0—	Kentucky vs. Miss. State (4 for 136)	2002
	34.0—	Ole Miss vs. Georgia (3 for 102)	2011
8.	33.8—	Vanderbilt vs. Kentucky (6 for 203)	1948
9.	32.5—	Kentucky vs. Vanderbilt (6 for 195)	1981
10.	31.0—	Georgia vs. Tennessee (3 for 93)	1965

SEASON:

1.	20.8—	Mississippi State (25 for 521)	1971
2.	20.5—	Mississippi State (22 for 450)	1965
3.	20.4—	Kentucky (18 for 368)	2006
4.	19.7—	Florida (32 for 630)	1947
5.	18.8—	Ole Miss (36 for 676)	1948
6.	17.6—	Georgia (24 for 422)	2008
6.	17.2—	Kentucky (25 for 595)	2005
7.	17.0—	Florida (26 for 441)	1948
8.	16.6—	Auburn (35 for 580)	1974
9.	16.5—	Georgia (33 for 544)	1980
10.	16.1—	Auburn (40 for 642)	1973

KICKOFF RETURNS

MOST RETURNS

GAME:

1.	11—	Ole Miss vs. Alabama	1989
	11—	Kentucky vs. Florida	1994
3.	10—	Mississippi State vs. Houston	1969
	10—	Mississippi State vs. Tulane	1949
	10—	Arkansas vs. Auburn	2010
6.	9—	Alabama vs. Southern Cal.	1970
	9—	Vanderbilt vs. Alabama	1990
	9—	Vanderbilt vs. Auburn	1990
	9—	Vanderbilt vs. Tennessee	1993
	9—	South Carolina vs. Florida	2001
	9—	Kentucky vs. Georgia	2004
	9—	Tennessee vs. Florida	2007
	9—	South Carolina vs. Arkansas	2007
	9—	Ole Miss vs. Georgia	2011
	9—	Ole Miss vs. Alabama	2011

SEASON:

1.	63—	Kentucky	2007
	63—	Auburn	2009
	63—	Ole Miss	2010
	63—	Auburn	2010
5.	62—	Kentucky	2000
6.	60—	Tennessee	2007
	60—	Georgia	2009
8.	59—	Ole Miss	2007
	59—	Kentucky	2010
10.	58—	Vanderbilt	1990
11.	57—	Tennessee	2009
12.	56—	Vanderbilt	1986
	56—	Vanderbilt	1987
	56—	Kentucky	2009
	56—	Ole Miss	2011

YARDS RETURNED

GAME:

1.	287—	Kentucky vs. Idaho State (5 returns)	2005
2.	260—	Tennessee vs. Florida (9 returns)	2007
3.	259—	Alabama vs. Auburn (8 returns)	1969
4.	257—	Auburn v. Utah State (7 returns)	2011
5.	254—	Kentucky vs. Louisville (6 returns)	2009
6.	252—	Georgia vs. South Carolina (7 returns)	2009

7.	250—	Alabama vs. Boston College (7 returns)	1984
8.	243—	Vanderbilt vs. Ole Miss (8 returns)	2002
	243—	South Carolina vs. Arkansas (9 returns)	2007
10.	234—	Ole Miss vs. Alabama (11 returns)	1989

SEASON:

1.	1,493—	Auburn (63 returns)	2009
2.	1,482—	Auburn (63 returns)	2010
3.	1,462—	Tennessee (60 returns)	2007
4.	1,394—	Kentucky (63 returns)	2007
5.	1,392—	Florida (53 returns)	2010
6.	1,369—	Tennessee (57 returns)	2009
7.	1,349—	Ole Miss (63 returns)	2010
8.	1,343—	Kentucky (59 returns)	2010
9.	1,327—	Georgia (60 returns)	2009
10.	1,316—	Kentucky (56 returns)	2009

YARDS PER RETURN

GAME: (Min. 3)

1.	66.7—	Kentucky vs. Vanderbilt (3 for 200)	1945
2.	57.4—	Kentucky vs. Idaho State (5 for 287)	2005
3.	52.7—	Ole Miss vs. Arkansas (3 for 158)	1999
4.	48.3—	Arkansas vs. Mississippi State (3 for 145)	2006
5.	46.0—	Mississippi State vs. Southern Miss (3 for 138)	1966
6.	45.7—	Ole Miss vs. Arkansas (3 for 137)	1940
7.	44.7—	Ole Miss vs. Alabama (3 for 134)	1997
8.	44.5—	Arkansas vs. South Carolina (4 for 178)	2011
9.	44.3—	Florida vs. Ole Miss (3 for 133)	1988
10.	42.7—	Georgia vs. Hawai'i (3 for 128)	2007

SEASON:

1.	29.2—	Arkansas (33 for 965)	2005
2.	28.8—	Mississippi State (19 for 547)	1940
3.	27.8—	Alabama (19 for 529)	1963
4.	26.6—	Georgia	1947
5.	26.4—	Alabama (17 for 449)	1964
	26.4—	Kentucky (42 for 1,109)	2005
	26.4—	Kentucky (44 for 1,161)	2008
	26.4—	Florida (40 for 1,055)	2009
9.	26.3—	Florida (53 for 1,392)	2010
10.	25.9—	Auburn (36 for 934)	2006

SCORING

MOST POINTS

GAME:

1.	93—	LSU vs. Southwestern Louisiana	1936
2.	92—	Ole Miss vs. West Tennessee Teachers	1935
3.	89—	Alabama vs. Delta State	1951
4.	83—	Kentucky vs. North Dakota	1950
5.	82—	Florida vs. Central Michigan	1997
6.	81—	Georgia vs. Mercer	1941
7.	77—	Alabama vs. Virginia Tech	1973
	77—	LSU vs. Rice	1977
	77—	Florida vs. West Texas State	1982
	77—	South Carolina vs. Kent.	1995
	77—	Kentucky vs. Texas-El Paso	2002
12.	76—	Georgia vs. The Citadel	1958
	76—	Auburn vs. UT-Chattanooga	1995
14.	75—	Georgia vs. Florida	1942
15.	73—	Florida vs. Kentucky	1994
	73—	Auburn vs. Louisiana-Monroe	2003
17.	72—	Kentucky vs. Tennessee Tech	1972
18.	71—	Alabama vs. Vanderbilt	1945
	71—	Kentucky vs. Southern Miss	1949
	71—	Florida vs. Vanderbilt	2001
21.	70—	Georgia vs. Furman	1946
	70—	Kentucky vs. Xavier	1946
	70—	LSU vs. Arkansas State	1991
	70—	Georgia vs. Northeast Louisiana	1994
	70—	Florida vs. New Mexico State	1994
	70—	Tennessee vs. Louisiana-Monroe	2000
	70—	Florida vs. The Citadel	2008
	70—	Texas A&M vs. South Carolina State	2012

SEASON:

1.	611—	Florida (14 games)	2008
2.	578—	Texas A&M (13 games)	2012
3.	577—	Auburn (14 games)	2010
4.	559—	Florida (12 games)	1996
5.	552—	Florida (13 games)	2007
6.	542—	Alabama (14 games)	2012
7.	541—	LSU (14 games)	2007
8.	534—	Florida (12 games)	1995
9.	529—	Georgia (14 games)	2012
10.	521—	Florida (12 games)	1994

MOST POINTS - TWO TEAMS (OVERTIME GAMES ONLY)

1.	134—	Arkansas (71) vs. Kentucky (63) [7 OT]	2003
2.	114—	Arkansas (58) vs. Ole Miss (56) [7OT]	2001
3.	105—	Georgia (56) vs. Auburn (49) [4OT]	1996
4.	102—	Tennessee (52) vs. Kentucky (50) [4OT]	2007
5.	99—	Georgia Tech (51) vs. Georgia (48) [OT]	1999
	99—	Missouri (51) at Tennessee (48) [4OT]	2012



RECORDS AND RESULTS

ALABAMA • ARKANSAS • AUBURN • FLORIDA • GEORGIA • KENTUCKY • LSU • OLE MISS

7.	98—	Arkansas (50) vs. LSU (48) [3OT]	2007
8.	97—	Ole Miss (48) vs. Jacksonville State (49) [2 OT]	2010
9.	94—	Tennessee (51) vs. Alabama (43) [5 OT]	2003

MOST POINTS - TWO TEAMS (DOES NOT INCLUDE OVERTIME)

1.	116—	Texas A&M (59) vs. Louisiana Tech (57)	2012
2.	108—	Auburn (65) vs. Arkansas (43)	2010
3.	104—	South Carolina (65) vs. Mississippi State (39)	1995
4.	102—	Kentucky (68) vs. Louisville (34)	1998
5.	99—	Florida (62) vs. Tennessee (37)	1995
6.	98—	East Carolina (56) vs. South Carolina (42)	1994
7.	97—	Georgia (62) vs. Vanderbilt (35)	1984
8.	95—	Georgia (51) vs. Tennessee (44)	2012
9.	94—	Alabama (59) vs. Ole Miss (35)	1980
9.	94—	Kentucky (77) vs. Texas-El Paso (17)	2002

POINTS PER GAME

1.	46.6—	Florida (559 in 12)	1996
2.	44.5—	Florida (534 in 12)	1995
		Texas A&M (578 in 13 games)	2012
4.	44.0—	Alabama (396 in 9)	1945
5.	43.8—	Florida (482 in 11)	2001
6.	43.6—	Florida (611 in 14)	2008
7.	43.4—	Florida (521 in 12)	1994
8.	42.8—	Tennessee (471 in 11)	1993
9.	42.5—	Florida (552 in 13)	2007
10.	41.3—	Alabama (454 in 11)	1973

MOST TOUCHDOWNS

GAME:

1.	14—	Ole Miss vs. West Tennessee Teachers	1935
	14—	LSU vs. Southwestern Louisiana	1936
3.	13—	Alabama vs. Delta State	1951
4.	12—	Kentucky vs. North Dakota	1950
	12—	Florida vs. Central Michigan	1997
6.	11—	South Carolina vs. Kent.	1995
	11—	Auburn vs. UT-Chattanooga	1995
	11—	Alabama vs. Virginia Tech	1973
	11—	LSU vs. Rice	1977
	11—	Florida vs. West Texas State	1982
	11—	Kentucky vs. Texas-El Paso	2002

SEASON:

1.	82—	Florida (14 games)	2008
2.	78—	Texas A&M (13 games)	2012
3.	76—	Florida (12 games)	1996
4.	75—	Florida (13 games)	2007
	75—	Auburn (14 games)	2010
6.	74—	Florida (12 games)	1995
7.	72—	Georgia (14 games)	2012
8.	69—	Florida (12 games)	1994
9.	66—	LSU (14 games)	2007
10.	63—	LSU (14 games)	2003

MOST FIELD GOALS

GAME:

1.	6—	Auburn vs. Kentucky	1982
	6—	Florida vs. Florida State	1983
	6—	Florida vs. Kentucky	1984
	6—	Alabama vs. SW Louisiana	1990
	6—	Georgia vs. Georgia Tech	2001
6.	5—	Auburn vs. Florida	1977
	5—	Tennessee vs. Kentucky	1978
	5—	Florida vs. Ole Miss	1980

5—	Tennessee vs. Kentucky	1982
5—	Tennessee vs. Memphis State	1982
5—	Ole Miss vs. Tulane	1991
5—	Kentucky vs. Mississippi State	1994
5—	Auburn vs. UAB	1996
5—	Mississippi State vs. Arkansas	1998
5—	Tennessee vs. Florida	2000
5—	South Carolina vs. Georgia	2009
5—	Alabama vs. Ole Miss	2009
5—	Ole Miss vs. Louisiana-Lafayette	2010
5—	Florida vs. Tennessee	2011
5—	Alabama vs. LSU, BCS Championship Game	2011

SEASON:

1.	31—	Georgia	2003
2.	30—	Alabama	2009
3.	27—	Tennessee	1982
4.	26—	Georgia	2002
	26—	LSU	2007
6.	25—	Florida	1984
	25—	Ole Miss	2003
	25—	Alabama	2007
9.	24—	Tennessee	1985
	24—	Florida	2001
	24—	Florida	1999
	24—	Florida	2011

MOST PAT KICKS

GAME:

1.	11—	Kentucky vs. North Dakota	1950
	11—	Alabama vs. Delta State	1951
	11—	Alabama vs. Virginia Tech	1973
	11—	LSU vs. Rice	1977
	11—	Florida vs. West Texas State	1982
	11—	South Carolina vs. Kent.	1995
	11—	Kentucky vs. Texas-El Paso	2002

SEASON:

1.	82—	Florida	2008
2.	77—	Texas A&M	2012
3.	74—	Auburn	2010
4.	72—	Florida	1995
	72—	Florida	2007
6.	71—	Florida	1996
7.	65—	Florida	1994
8.	63—	LSU	2007
	63—	Florida	2009
	63—	Georgia	2012

CONSECUTIVE PAT KICKS

1.	209—	Auburn (Robert Bironas 1, Damon Duval 130, Philip Yost 23, John Vaughn 55)	1999-04
2.	199—	Alabama (Peter Kim 54, Paul Trodd 4, Terry Sanders 1, Van Tiffin 135, Philip Doyle 5)	1981-87
4.	168—	Tennessee (John Becksvort 161, Jeff Hall 7)	1991-94
5.	130—	Georgia (Rex Robinson 101, Kevin Butler 29)	1977-81
6.	119—	Georgia (Blair Walsh 119)	2008-10
7.	116—	Mississippi State (Adam Carlson 47, Brent Smith 35, Keith Andrews 32, John Michael Marlin 2)	2002-07
9.	114—	Florida (Bart Edmiston 114)	1995-96
10.	113—	Georgia (Billy Bennett 113)	2000-03
11.	109—	LSU (David Browndyke 109)	1986-89
12.	108—	Ole Miss (Jonathan Nichols 108)	2001-04
13.	107—	Auburn (John Vaughn 107)	2004-06

MOST POINTS IN A TIE GAME

37-37—	Alabama vs. Florida State	1967
--------	---------------------------	------

SOUTHEASTERN CONFERENCE TEAM DEFENSE RECORDS

RUSHING DEFENSE

FEWEST RUSHES ALLOWED

GAME:

1.	13—	Florida vs. Vanderbilt	1983
	13—	Alabama vs. Vanderbilt	1989
3.	14—	Florida vs. Georgia	1993
	14—	Tennessee vs. Georgia	1994
	14—	Ole Miss vs. Texas Tech	2008
	14—	Alabama vs. Clemson	2008
	14—	Alabama vs. Florida	2009
8.	15—	Arkansas vs. Auburn	1995
	15—	Arkansas vs. South Carolina	2006
	15—	Arkansas vs. Hawaii	2006
	16—	Alabama vs. Auburn	1969

SEASON:

1.	231—	Tennessee (9 games)	1945
2.	300—	Ole Miss (10 games)	1962
3.	321—	Alabama (10 games)	1961
4.	328—	Miss. State (10 games)	1936

5.	334—	Miss. State (10 games)	1946
6.	335—	Alabama (12 games)	1999
7.	338—	Tennessee (11 games)	2000
8.	347—	Florida (11 games)	2001
9.	352—	Georgia (11 games)	1997
	352—	Alabama (9 games)	1945

FEWEST YARDS ALLOWED

GAME:

1.	-93—	Kentucky vs. Kansas State	1970
2.	-85—	Auburn vs. Miami	1968
3.	-78—	Miss. State vs. Florida	2000
4.	-64—	Ole Miss vs. Mississippi State	2008
5.	-56—	Florida vs. Arkansas	1997
6.	-50—	LSU vs. Ole Miss	1982
	-50—	Georgia vs. Kentucky	1999
8.	-49—	Alabama vs. Houston	1962
	-49—	Georgia vs. VMI	1967
10.	-48—	Alabama vs. Michigan State	2010
11.	-43—	LSU vs. Mercer	1940
12.	-39—	Kentucky vs. Evansville	1947

RECORDS AND RESULTS



MISSISSIPPI STATE • MISSOURI • SOUTH CAROLINA • TENNESSEE • TEXAS A&M • VANDERBILT

13.	-36—	Florida vs. Northeast Louisiana	1998
	-36—	Auburn vs. Florida	2001
15.	-30—	Auburn vs. Tennessee	1957
16.	-29—	Kentucky vs. Vanderbilt	1996
17.	-28—	Florida vs. Auburn	1997
18.	-27—	Arkansas vs. Texas	2000
19.	-22—	Florida vs. Ole Miss	1994
20.	-21—	Mississippi State vs. Southwestern	1939
	-21—	Georgia vs. Tennessee	2011

SEASON:

1.	305—	Alabama (9 games)	1938
2.	385—	Tennessee (9 games)	1945
3.	389—	LSU (10 games)	1969
4.	410—	Alabama (9 games)	1945
5.	505—	Miss. State (10 games)	1940
6.	574—	LSU (11 games)	1970
7.	588—	Alabama (10 games)	1962
8.	596—	Georgia (10 games)	1941
9.	610—	Ole Miss (9 games)	1962
10.	660—	Alabama (12 games)	1992

FEWEST YARDS PER GAME

1.	33.9—	Alabama (305 yards in 9 games)	1938
2.	38.9—	LSU (389 yards in 10 games)	1969
3.	39.1—	Alabama (352 yards in 9 games)	1945
4.	42.8—	Tennessee (385 yards in 9 games)	1945
5.	50.5—	Mississippi State (505 yards in 10 games)	1940
6.	52.2—	LSU (574 yards in 11 games)	1970
7.	54.2—	Georgia (596 yards in 11 games)	1941
8.	55.0—	Alabama (660 yards in 12 games)	1992
	55.0—	Alabama (10 games)	1961
9.	58.8—	Alabama (588 yards in 10 games)	1962
10.	63.2—	Auburn (695 yards in 11 games)	1988

FEWEST YARDS PER RUSH

GAME:

1.	-3.95—	Kentucky vs. Kansas State (-91 in 23 rushes)	1970
2.	-3.54—	Miss. State vs. Florida (-78 in 22 rushes)	2000
3.	-2.37—	Ole Miss vs. Mississippi State (-64 in 27 rushes)	2008
4.	-2.08—	Georgia vs. Kentucky (-50 in 24 rushes)	1999
5.	-2.00—	Auburn vs. Florida (-36 in 18 rushes)	2001
6.	-1.98—	Auburn vs. Miami (-85 in 43 rushes)	1968

SEASON:

1.	0.95—	Alabama (305 yards in 321 rushes)	1938
2.	1.09—	LSU (384 yards in 353 rushes)	1969
3.	1.44—	Miss. State (505 yards in 350 rushes)	1940
4.	1.61—	LSU (574 yards in 356 rushes)	1970
5.	1.67—	Tennessee (385 yards in 231 rushes)	1945
	1.67—	Alabama (660 yards in 395 rushes)	1992
7.	1.71—	Alabama (550 yards in 321 rushes)	1961
8.	1.73—	Kentucky (788 yards in 455 rushes)	1949
	1.73—	Auburn (674 yards in 390 rushes)	1957
10.	1.83—	Mississippi State (736 yards in 403 rushes)	1999

FEWEST RUSHING TOUCHDOWNS ALLOWED

SEASON:

1.	*0—	Tennessee	1939
2.	2—	LSU	1970
	2—	Alabama	1979
4.	3—	Tennessee	1999
	3—	Auburn	1988
	3—	Florida	1984
	3—	Alabama	2011
8.	4—	Alabama	1991
	4—	Alabama	1980
	4—	Alabama	1971
	4—	Tennessee	1996
	4—	Florida	1958
	4—	Florida	1960

*NCAA Record

PASSING DEFENSE

FEWEST PASSES

GAME:

1.	*0—	Kentucky vs. Tennessee	1952
	0—	Tennessee vs. Georgia Tech	1977
3.	1—	Mississippi State vs. Union	1942
	1—	Tennessee vs. Miss. State	1950
	1—	Vanderbilt vs. Tennessee	1951

SEASON:

1.	73—	Georgia Tech (10 games)	1957
2.	84—	Florida (9 games)	1946
3.	87—	Alabama (10 games)	1955
4.	88—	Alabama (9 games)	1938
5.	92—	Florida (10 games)	1955
6.	93—	Tulane (10 games)	1957
7.	96—	Kentucky (10 games)	1955
8.	102—	Miss. State (9 games)	1950

9.	103—	Miss. State (10 games)	1936
	103—	LSU (10 games)	1955

FEWEST COMPLETIONS

GAME:

Several teams with 0
Last Team: Georgia vs. Cal State-Fullerton 1992

SEASON:

1.	31—	Alabama (9 games)	1938
	31—	Georgia Tech (10 games)	1957
3.	33—	Tulane (10 games)	1957
4.	35—	Kentucky (10 games)	1955
5.	36—	Auburn (11 games)	1936
6.	37—	Florida (10 games)	1955
	37—	Kentucky (10 games)	1957
8.	39—	Florida (9 games)	1957
9.	40—	Miss. State (10 games)	1936
	40—	Alabama (10 games)	1955
	40—	LSU (10 games)	1955

LOWEST COMPLETION PERCENTAGE

GAME:

Several teams with 0
Last Team: Georgia vs. Cal State-Fullerton 1992

SEASON:

1.	27.1—	Auburn (36 of 133)	1950
2.	31.9—	Ole Miss (52 of 163)	1950
3.	32.2—	Kentucky (37 of 115)	1957
4.	33.1—	Ole Miss (44 of 133)	1957
5.	35.2—	Alabama (43 of 122)	1954
6.	35.5—	Alabama (61 of 172)	1949
	35.5—	Tulane (33 of 93)	1957
8.	35.6—	Kentucky (48 of 135)	1954
9.	35.7—	Florida (50 of 140)	1950
10.	35.8—	Tulane (67 of 187)	1949
	35.8—	Alabama (78 of 218)	1979

FEWEST YARDS

GAME:

1.	-10—	Auburn vs. Alabama (1 comp.)	1952
2.	-3—	Tennessee vs. Kentucky (1 comp.)	1949
3.	-3—	Georgia Tech vs. South Carolina (1 comp.)	1949
4.	-1—	Kentucky vs. LSU	1953
	-1—	Florida vs. Vanderbilt (1 comp.)	1958

SEASON:

1.	291—	Alabama (9 games)	1945
2.	325—	Miss. State (10 games)	1936
3.	334—	Georgia Tech (10 games)	1957
4.	392—	Tennessee (10 games)	1939
5.	412—	Tulane (10 games)	1951
6.	420—	Florida (10 games)	1955
7.	457—	Alabama (10 games)	1959
8.	477—	Florida (9 games)	1957
9.	479—	Kentucky (10 games)	1955
10.	500—	Ole Miss (10 games)	1957

FEWEST TOUCHDOWNS

SEASON:

1.	*0—	Tennessee (10 games)	1939
	0—	Florida (10 games)	1954
3.	3—	LSU (10 games)	1959

INTERCEPTIONS

GAME:

1.	9—	Georgia vs. Presbyterian (42 passes)	1943
	9—	Auburn vs. Florida (66 passes)	1969
3.	8—	Tennessee vs. Alabama (51 passes)	1970
	8—	Alabama vs. Miss. State (24 passes)	1936
	8—	LSU vs. Villanova (38 passes)	1951
6.	7—	Ole Miss vs. Southwestern	1939
	7—	Alabama vs. Auburn (24 passes)	1965
	7—	Ole Miss vs. Houston (31 passes)	1966
	7—	Kentucky vs. Florida (52 passes)	1993

*—NCAA record

SEASON:

1.	36—	Tennessee	1970
2.	35—	Georgia	1982
3.	34—	Auburn	1969
4.	33—	Georgia	1946
5.	30—	Tennessee	1969
6.	29—	Kentucky	1949
7.	28—	Ole Miss	1940
	28—	Kentucky	1950
9.	27—	LSU	1984
	27—	LSU	1986



RECORDS AND RESULTS

ALABAMA • ARKANSAS • AUBURN • FLORIDA • GEORGIA • KENTUCKY • LSU • OLE MISS

INTERCEPTION RETURN YARDS

GAME:

1.	*240—	Kentucky vs. Ole Miss (6 ints.)	1949
2.	214—	Tennessee vs. South Carolina (5 ints.)	1971

SEASON:

1.	*782—	Tennessee (25 ints.)	1971
2.	719—	Kentucky (29 ints.)	1949

INTERCEPTION RETURN TOUCHDOWNS

SEASON:

1.	*7—	Tennessee	1971
2.	6—	Kentucky	1949
	6—	Miss. State	1994
4.	5—	LSU	2003
	5—	Miss. State	2007
	5—	Florida	2008
	5—	South Carolina	2010
7.	4—	Tennessee	2008
	4—	Miss. State	1998
	4—	Tennessee	1990
	4—	LSU	1991
	4—	Auburn	1993
	4—	Auburn	1994
	4—	Georgia	2000
	4—	Miss. State	2000
	4—	Arkansas	2000
	4—	Georgia	2002
	4—	Tennessee	2010

TOTAL DEFENSE

FEWEST PLAYS

GAME:

1.	24—	Ole Miss vs. South Carolina	1947
2.	30—	Auburn vs. Ole Miss	1985
3.	33—	Tennessee vs. Vanderbilt	1946
4.	34—	Alabama vs. Southern Miss	1954
5.	35—	Miss. State vs. Howard	1963
6.	37—	Vanderbilt vs. Chattanooga	1950
	37—	Miss. State vs. Florida	1956

SEASON:

1.	368—	Tennessee	1945
2.	431—	Miss. State	1936
3.	439—	Ole Miss	1963
4.	470—	Miss. State	1950
5.	494—	Florida	1957
6.	495—	Auburn	1964
7.	506—	Auburn	1954
8.	516—	Georgia Tech	1955
9.	517—	Ole Miss	1959
10.	521—	Auburn	1958

FEWEST YARDS

GAME:

1.	-30—	Auburn vs. Tennessee	1958
2.	-4—	Alabama vs. Houston	1962
3.	0—	Ole Miss vs. Sewanee	1938
4.	1—	Kentucky vs. Citadel	1949
5.	9—	Auburn vs. Ole Miss	1985
6.	13—	Tennessee vs. Vanderbilt	1952

SEASON:

1.	701—	Alabama (9 games)	1938
2.	1,010—	Miss. State (10 games)	1936
3.	1,023—	Tennessee (10 games)	1939
4.	1,222—	Ole Miss (9 games)	1963
5.	1,236—	LSU (10 games)	1937

FEWEST YARDS PER GAME

SEASON:

1.	77.9—	Alabama (701 yards in 9 games)	1938
2.	101.0—	Miss. State (1,010 yards in 10 games)	1936
3.	102.3—	Tennessee (1,023 yards in 10 games)	1939

FIRST DOWNS

FEWEST RUSHING

GAME:

1.	0—	South Carolina vs. Kent.	1995
	0—	Auburn vs. Tennessee	1958
	0—	Auburn vs. Florida	2001

SEASON:

1.	24—	Alabama (9 games)	1938
2.	34—	LSU (10 games)	1969
3.	41—	Ole Miss (9 games)	1963
	41—	LSU (11 games)	1970
5.	43—	Auburn (10 games)	1970

6.	46—	Alabama (10 games)	1966
7.	49—	Auburn (11 games)	1988
8.	51—	Miss. State (11 games)	1999
9.	52—	Alabama (12 games)	1992
10.	53—	Florida (10 games)	1963
	53—	Georgia (10 games)	1968
	53—	Auburn (10 games)	1969

FEWEST PASSING

GAME:

0—	By several teams	
Last—	Arkansas vs. Chattanooga	2007

SEASON:

1.	11—	Alabama (9 games)	1938
2.	23—	Ole Miss (9 games)	1963
3.	29—	Auburn (10 games)	1964
4.	33—	Miss. State (10 games)	1963
5.	34—	Florida (10 games)	1964
6.	35—	LSU (10 games)	1964
	35—	Vanderbilt (10 games)	1965
8.	37—	Georgia Tech (10 games)	1963
9.	38—	Auburn (10 games)	1963
	38—	Vanderbilt (11 games)	1972

FEWEST TOTAL

GAME:

1.	0—	Auburn vs. Tennessee	1958
----	----	----------------------	------

FEWEST TOTAL

SEASON:

1.	35—	Alabama (9 games)	1938
2.	51—	Miss. State (10 games)	1936
3.	55—	Tennessee (9 games)	1945
4.	68—	Miss. State (10 games)	1940
5.	71—	Ole Miss (9 games)	1963
6.	79—	Ole Miss (9 games)	1962
7.	80—	Auburn (10 games)	1964
8.	82—	Florida (10 games)	1969
9.	94—	Tennessee (10 games)	1952
10.	99—	Alabama (10 games)	1966

SCORING DEFENSE

FEWEST POINTS

SEASON:

1.	*0—	Tennessee (10 games)	1939
2.	16—	Tennessee (10 games)	1938
3.	17—	Alabama (9 games)	1933
4.	20—	Alabama (9 games)	1937
5.	21—	Ole Miss (10 games)	1959
6.	22—	Alabama (10 games)	1961
7.	25—	Miss. State (10 games)	1936
8.	27—	LSU (10 games)	1937
9.	28—	Auburn (10 games)	1957
10.	29—	LSU (10 games)	1959

* - NCAA Record

FEWEST POINTS PER GAME

SEASON:

1.	*0.0—	Tennessee (0 points in 10 games)	1939
2.	1.6—	Tennessee (16 points in 10 games)	1938
3.	1.9—	Alabama (17 points in 9 games)	1933
4.	2.1—	Ole Miss (21 points in 10 games)	1959
5.	2.2—	Alabama (20 points in 9 games)	1937
	2.2—	Alabama (22 points in 10 games)	1961
7.	2.5—	Mississippi State (25 points in 10 games)	1936
8.	2.6—	Tennessee (26 points in 10 games)	1940
9.	2.8—	Auburn (28 points in 10 games)	1957
10.	3.3—	Georgia Tech (33 points in 10 games)	1956

* - NCAA Record

SEASON: (Since 1975)

1.	5.3—	Alabama (58 points in 11 games)	1979
2.	6.0—	Alabama (66 points in 11 games)	1975
3.	7.2—	Auburn (79 points in 11 games)	1988
4.	8.2—	Alabama (106 points in 13 games)	2011
5.	8.7—	Alabama (96 points in 11 games)	1980
6.	8.9—	Georgia (98 points in 11 games)	1981

RECORDS AND RESULTS



MISSISSIPPI STATE • MISSOURI • SOUTH CAROLINA • TENNESSEE • TEXAS A&M • VANDERBILT

SOUTHEASTERN CONFERENCE OVERTIME RECORDS

ALL-TIME SEC WON-LOST RECORDS IN OVERTIME GAMES (1996-2012)

Team	1996	1997	1998	1999	2000	2001	2002	2003	2004	2005	2006	2007	2008	2009	2010	2011	2012	Total
Alabama	0-0	0-1	1-0	1-1	0-0	0-0	0-0	0-2	0-0	0-1	1-1	0-1	1-0	0-0	0-0	0-1	0-0	4-8
Arkansas	1-0	0-0	0-0	0-0	1-0	1-0	0-1	2-0	0-0	0-0	1-0	1-0	0-0	1-1	1-0	0-0	0-1	9-3
Auburn	0-1	0-0	0-0	0-1	1-0	1-0	1-1	0-0	0-0	0-1	0-0	1-1	0-0	1-0	1-0	0-0	1-0	7-5
Florida	0-0	0-0	0-1	0-1	0-0	0-0	1-0	0-0	0-0	1-0	0-0	0-0	0-0	0-0	1-0	0-0	0-0	3-2
Georgia	1-0	0-0	0-0	1-1	0-1	0-0	0-0	1-0	0-0	0-0	0-0	1-0	0-0	0-0	0-1	0-1	0-0	4-4
Kentucky	0-0	1-0	0-0	0-0	0-1	0-0	0-0	0-1	0-0	0-0	0-0	1-1	0-0	0-1	0-0	0-0	0-1	2-5
LSU	0-0	0-0	0-1	0-0	2-0	0-0	0-0	0-0	1-0	2-1	1-0	0-2	0-1	1-0	0-0	1-0	0-0	8-5
Ole Miss	0-0	1-0	2-1	1-1	1-0	0-1	0-0	0-0	1-0	0-0	0-2	0-0	0-0	0-0	0-1	0-0	0-0	6-6
Mississippi State	0-1	0-0	0-0	0-0	1-2	0-0	0-0	0-0	0-0	0-0	1-0	0-0	0-0	0-0	0-1	1-0	0-0	3-4
Missouri	--	--	--	--	--	--	--	--	--	--	--	--	--	--	--	--	--	1-0
South Carolina	0-0	0-0	0-0	0-0	0-0	0-0	0-0	0-1	0-0	0-0	0-0	0-1	0-0	0-0	0-0	0-0	0-0	0-2
Tennessee	0-0	0-0	1-0	0-0	0-1	0-0	1-0	2-0	0-0	1-0	0-0	2-0	0-1	1-0	1-1	1-0	0-1	10-4
Texas A&M	--	--	--	--	--	--	--	--	--	--	--	--	--	--	--	--	--	0-0
Vanderbilt	0-0	0-0	1-1	1-0	0-0	0-0	0-0	0-1	0-1	0-1	0-0	0-0	0-0	0-1	0-0	0-1	0-0	2-6
SEC TOTALS	2-2	2-1	5-4	4-5	6-5	2-1	3-2	5-5	2-1	4-4	4-3	6-6	1-2	4-3	4-4	3-3	2-3	59-54

COMPOSITE OVERTIME RECORDS

TEAM	2012	TOTAL	PCT.
Alabama	0-0	4-8	.333
Arkansas	0-1	9-3	.750
Auburn	1-0	7-5	.583
Florida	0-0	3-2	.600
Georgia	0-0	4-4	.500
Kentucky	0-1	2-5	.286
LSU	0-0	8-5	.615
Ole Miss	0-0	6-6	.500
Mississippi State	0-0	3-4	.429
Missouri	1-0	1-0	1.000
South Carolina	0-0	0-2	.000
Tennessee	0-1	10-4	.715
Texas A&M	0-0	0-0	.000
Vanderbilt	0-0	2-6	.250
TOTALS	2-3	59-54	.522

ALL-TIME SEC OVERTIME GAME RESULTS (1996-2012)

YEAR	GAMES	RESULTS
1996	2	Georgia 56, Auburn 49 (4 OT); Arkansas 16, Miss. State 13 (1 OT).
1997	2	Kentucky 40, Alabama 34 (1); Ole Miss 24, Central Florida 23 (1).
1998	6	Alabama 20, Ole Miss 17 (1); Tennessee 20, Florida 17 (1); Ole Miss 37, LSU 31 (1); Ole Miss 48, SMU 41 (1); TCU 19, Vanderbilt 16 (1); Vanderbilt 36, Duke 33 (2).
1999	6	Alabama 40, Florida 39 (1); Ole Miss 24, Auburn 17 (1); Georgia Tech 51, Georgia 48 (1); Vanderbilt 37, Ole Miss 34 (1); Michigan 35, Alabama 34 (1); Georgia 28, Purdue 25 (1).
2000	7	Arkansas 17, Miss. State 10 (1); Auburn 29, Georgia 26 (1); Louisville 40, Kentucky 34 (1); LSU 38, Tennessee 31 (1); LSU 45, Miss. State 38 (1); Miss. State 43, Texas A&M 41 (1); Ole Miss 43, UNLV 40 (1).
2001	2	Arkansas 58, Ole Miss 56 (7); Auburn 48, La. Tech 41 (1).
2002	3	Auburn 37, Syracuse 34 (2); Tennessee 41, Arkansas 38 (6); Florida 30, Auburn 23 (1).
2003	6	Arkansas 34, Alabama 31 (3); Tennessee 23, South Carolina 20 (1); Georgia Tech 24, Vanderbilt 21 (1); Arkansas 71, Kentucky 63 (7); Tennessee 51, Alabama 43 (5); Georgia 34, Purdue 27 (1).
2004	2	LSU 22, Oregon State 21 (1); Ole Miss 26, Vanderbilt 23 (1).
2005	4	LSU 16, Alabama 13 (1); LSU 20, Auburn 17 (1); Florida 49, Vanderbilt 42 (2); Tennessee 30, LSU 27 (1).
2006	4	Arkansas 24, Alabama 23 (2); Mississippi State 16, UAB 10 (1); Alabama 26, Ole Miss 23 (1); LSU 23, Ole Miss 20 (1).
2007	7	Georgia 26, Alabama 23 (1); Arkansas 50, LSU 48 (3); South Florida 26, Auburn 23 (1); Kentucky 43, LSU 37 (3); Tennessee 52, Kentucky 50 (4); Tennessee 27, South Carolina 24 (1); Auburn 23, Clemson 20 (1).
2008	2	Alabama 27, LSU 21 (1); UCLA 27, Tennessee 24 (1).
2009	5	Arkansas 20, East Carolina 17 (1); Auburn 38, Northwestern 35 (1); Tennessee 30, Kentucky 24 (1); LSU 33, Arkansas 30 (1); Army 16, Vanderbilt 13 (1).
2010	6	Arkansas 38, Mississippi State 31 (2); Auburn 27, Clemson 24 (1); Florida 34, Georgia 31 (1); Jacksonville State 49, Ole Miss 48 (2); North Carolina 30, Tennessee 27 (2); Tennessee 32, UAB 29 (2).
2011	4	LSU 9, Alabama 6 (1); Michigan State 33, Georgia 30 (3); Mississippi State 26, Louisiana Tech 20 (1); Tennessee 27, Vanderbilt 21 (1).
2012	4	Louisiana-Monroe 34, Arkansas 31 (1); Auburn 31, Louisiana-Monroe 28 (1); Western Kentucky 32, Kentucky 31 (1); Missouri 51, Tennessee 48 (4);

BREAKDOWN OF LENGTH OF OVERTIMES

NUMBER/OTS	GAMES	RESULTS
7	2	Arkansas 58, Ole Miss 56 (2001); Arkansas 71, Kentucky 63 (2003)
6	1	Tennessee 41, Arkansas 38 (2002)
5	1	Tennessee 51, Alabama 43 (2003)
4	3	Georgia 56, Auburn 49 (1996); Tennessee 52, Kentucky 50 (2007); Missouri 51, Tennessee 48 (2012)
3	4	Arkansas 34, Alabama 31 (2003); Arkansas 50, LSU 48 (2007); Kentucky 43, LSU 37 (2007); Michigan State 33, Georgia 30 (2011)
2	8	Vanderbilt 36, Duke 33 (1998); Auburn 37, Syracuse 34 (2003); Florida 49, Vanderbilt 42 (2005); Arkansas 24, Alabama 23 (2006); Arkansas 38, Mississippi State 31 (2010); Jacksonville State 49, Ole Miss 48 (2010); North Carolina 30, Tennessee 27 (2010); Tennessee 32, UAB 29 (2010)
1	52	Arkansas 16, Miss. State 13 (1996); Kentucky 40, Alabama 34 (1997); Ole Miss 24, Central Florida 23 (1997); Alabama 20, Ole Miss 17 (1998); Tennessee 20, Florida 17 (1998); Ole Miss 37, LSU 31 (1998); Ole Miss 48, SMU 41 (1998); TCU 19, Vanderbilt 16 (1998); Alabama 40, Florida 39 (1999); Ole Miss 24, Auburn 17 (1999); Georgia Tech 51, Georgia 48 (1999); Vanderbilt 37, Ole Miss 34 (1999); Michigan 35, Alabama 34 (2000 Orange Bowl); Georgia 28, Purdue 25 (2000 Capital One Bowl); Arkansas 17, Miss. State 10 (2000); Auburn 29, Georgia 26 (2000); Louisville 40, Kentucky 34 (2000); LSU 38, Tennessee 31 (2000); LSU 45, Miss. State 38 (2000); Miss. State 43, Texas A&M 41 (2000 Independence Bowl); Ole Miss 43, UNLV 40 (2000); Auburn 48, Louisiana Tech 41 (2001); Florida 30, Auburn 23 (2002); Tennessee 23, South Carolina 20 (2003); Georgia Tech 24, Vanderbilt 21 (2003); Georgia 34, Purdue 27 (2004 Capital One Bowl); LSU 22, Oregon State 21 (2004); Ole Miss 26, Vanderbilt 23 (1 OT) (2004); LSU 16, Alabama 13 (2005); LSU 20, Auburn 17 (2005); Tennessee 30, LSU 27 (2005); Mississippi State 16, UAB 10 (2006); Alabama 26, Ole Miss 23 (2006); LSU 23, Ole Miss 20 (2006); Georgia 26, Alabama 23 (2007); South Florida 26, Auburn 23 (2007); Tennessee 27, South Carolina 24 (2007); Alabama 27, LSU 21 (2008); UCLA 27, Tennessee 24 (2008); Arkansas 20, East Carolina 17 (2009); Auburn 38, Northwestern 35 (2009); Tennessee 30, Kentucky 24 (2009); LSU 33, Arkansas 30 (2009); Army 16, Vanderbilt 13 (2009); Auburn 27, Clemson 24 (2010); Florida 34, Georgia 31 (2010); LSU 9, Alabama 6 (2011); Mississippi State 26, Louisiana Tech 20 (2011); Tennessee 27, Vanderbilt 21 (2011); Louisiana-Monroe 34, Arkansas 31 (2012); Auburn 31, Louisiana-Monroe 28 (2012); Western Kentucky 32, Kentucky 31 (2012)



RECORDS AND RESULTS

ALABAMA • ARKANSAS • AUBURN • FLORIDA • GEORGIA • KENTUCKY • LSU • OLE MISS



Georgia's Eric Zeier, along with Florida's Rex Grossman, Shane Matthews and Danny Wuerffel, Kentucky's Tim Couch, Ole Miss' Eli Manning and Tennessee's Peyton Manning are the only players in conference history to throw for 3,000 yards in consecutive seasons.



Vanderbilt's Kurt Page was the first quarterback in SEC history to pass for more than 3,000 yards in a season. He twice led the league in total offense.

SEC 3,000-YARD CLUB

TOTAL YARDS	PLAYER AND SCHOOL	GAMES	RUSHING ATT/YARDS	PASSING ATT/YARDS	RECEIVING CGT/YARDS	YEAR	TD RSP.
5,116	Johnny Manziel, Texas A&M	13	201/1,410	434/3,706	2012	47
4,327	Cam Newton, Auburn	14	264/1,473	280/2,854	2010	50
4,181	Tim Tebow, Florida	13	210/895	350/3,286	2007	55
4,151	Tim Couch, Kentucky	11	64/-124	553/4,275	1998	37
3,904	Rex Grossman, Florida	11	34/8	395/3,896	2001	39
3,827	Jared Lorenzen, Kentucky	11	76/140	554/3,687	2000	24
3,825	Aaron Murray, Georgia	14	59/-68	386/3,893	2012	39
3,805	Tim Tebow, Florida	14	217/910	314/2,895	2009	35
3,795	Ryan Mallett, Arkansas	13	44/-74	411/3,869	2010	36
3,789	Peyton Manning, Tennessee	12	49/-30	477/3,819	1997	39
3,759	Tim Couch, Kentucky	11	66/-125	547/3,884	1997	40
3,635	Tyler Wilson, Arkansas	13	60/-3	438/3,638	2011	28
3,595	Ryan Mallett, Arkansas	13	58/-29	403/3,624	2009	32
3,578	Tyler Bray, Tennessee	12	15/-34	451/3,612	2012	34
3,572	Eli Manning, Ole Miss	13	48/-28	441/3,600	2003	33
3,525	Danny Wuerffel, Florida	12	63/-100	360/3,625	1996	41
3,516	André Woodson, Kentucky	13	69/-193	518/3,709	2007	43
3,499	Matthew Stafford, Georgia	13	55/40	383/3459	2008	26
3,490	Erik Ainge, Tennessee	14	16/-32	519/3,522	2007	31
3,482	Eric Zeier, Georgia	11	59/-43	425/3,525	1993	25
3,457	Eric Zeier, Georgia	11	21/104	433/3,396	1994	26
3,419	Tim Tebow, Florida	14	176/673	298/2746	2008	42
3,394	Tyler Wilson, Arkansas	11	41/7	401/3387	2012	21
3,384	Bo Wallace, Ole Miss	13	143/390	368/2,994	1/25	2012	31
3,378	Andre' Woodson, Kentucky	13	70/-137	419/3,515	2006	32
3,351	Rohan Davey, LSU	12	38/4	367/3,347	2001	18
3,337	Rex Grossman, Florida	13	58/-65	503/3,402	2002	23
3,288	Jay Cutler, Vanderbilt	11	106/215	462/3,073	2005	22
3,281	Stephen Garcia, South Carolina	14	105/222	349/3,059	2010	26
3,277	Dameyune Craig, Auburn	12	96/0	403/3,277	1997	22
3,276	Chris Leak, Florida	12	61/79	399/3,197	2004	31
3,275	Eli Manning, Ole Miss	13	39/-120	481/3,401	2002	23
3,271	JaMarcus Russell, LSU	13	52/142	342/3,129	2006	29
3,260	Aaron Murray, Georgia	14	87/111	403/3,149	2011	37
3,216	Aaron Murray, Georgia	13	87/167	342/3,049	2010	28
3,176	Shane Matthews, Florida	12	73/-29	463/3,205	1992	25
3,156	Peyton Manning, Tennessee	11	42/-131	380/3,287	1996	23
3,143	Mike Hartline, Kentucky	12	32/-35	405/3,178	2010	24
3,140	Shane Matthews, Florida	11	50/10	361/3,130	1/19	1991	30
3,127	David Greene, Georgia	14	69/-180	438/3,308	2003	14
3,125	Danny Wuerffel, Florida	11	46/-141	325/3,266	1995	37
3,125	Dusty Bonner, Kentucky	11	111/-141	465/3,266	1999	29
3,056	Steve Taneyhill, South Carolina	11	66/-38	389/3,094	2/26	1995	30
3,048	Stephen Garcia, South Carolina	13	120/186	432/2,862	2009	21
3,034	Kurt Page, Vanderbilt	11	60/-144	493/3,178	1983	16

RECORDS AND RESULTS



MISSISSIPPI STATE • MISSOURI • SOUTH CAROLINA • TENNESSEE • TEXAS A&M • VANDERBILT

LONGEST PLAYS

RUSHING TOUCHDOWNS

Yds.	Rusher	Team and Opponent	Year
99	Kelsey Finch	Tennessee vs. Florida	1977
99	Broderick Green	Arkansas vs. Eastern Michigan	2009
98	Stanley Howell	Miss. State vs. Sou. Miss.	1979
97	Blondy Black	Miss. State vs. Duquesne	1942
97	John Avery	Ole Miss vs. Arkansas	1997
96	Chris Anderson	Alabama vs. Temple	1991
96	Emmitt Smith	Florida vs. Miss. State	1988
95	Jesse Fatherree	LSU vs. Georgia	1935
95	Harry Gilmer	Alabama vs. Kentucky	1945
94	Sal Nicolo	LSU vs. Rice	1952
94	Stacey Simmons	Florida vs. Kentucky	1987

PASSING TOUCHDOWNS

Yds.	Passer and Receiver	Team and Opponent	Year
99	Cris Collinsworth to Derrick Gaffney	Florida vs. Rice	1977
99	Dondrial Pinkins to Troy Williamson	South Carolina vs. Virginia	2003
98	Dondrial Pinkins to Matthew Thomas	South Carolina vs. Ole Miss	2003
97	Tim Couch to Craig Yeast	Kentucky vs. Florida	1998
96	Eric Kresser to Jacques Green	Florida vs. Northern Illinois	1995
96	Kerwin Bell to Ricky Nattiel	Florida vs. Georgia	1984
94	Freddie Kitchens to Michael Vaughn	Alabama vs. Florida	1996
94	Cam Newton to Emory Blake	Auburn vs. UL Monroe	2010
94	Dylan Thompson to Damiere Byrd	South Carolina vs. UAB	2012
93	Steve Taneyhill to Monty Means	South Carolina vs. La. Tech	1995
93	Buck Belue to Lindsay Scott	Georgia vs. Florida	1980
93	Kyle Morris to Stacey Simmons	Florida vs. Montana State	1988
93	Greg Talley to Kevin Maxwell	Georgia vs. Vanderbilt	1989
93	David Greene to Tyson Browning	Georgia vs. LSU (1)	2003
93	Chris Todd to Terrell Zachery	Auburn vs. Louisiana Tech	2009

FUMBLE-IN-AIR RETURNS

Yds.	Player	Team and Opponent	Year
100	Dexar Stanphill	Sewanee vs. Florida	1936
100	Ken Kavanaugh	LSU vs. Rice	1937
98	Millard Morris	Auburn vs. LSU	1934
97	Josh Morgan	Miss. State vs. BYU	2000
96	Darrin Miller	Tennessee vs. Iowa	1987
95	Ben Hanks	Florida vs. Arkansas	1995
94	George Mathews	Ga. Tech vs. Navy	1946
94	David Ray	Vanderbilt vs. Tulane	1958
91	Gusty Yearout	Auburn vs. Florida	1966
91	Cassius Ware	Ole Miss vs. Auburn	1992

KICKOFF RETURNS

Yds.	Returner	Team and Opponent	Year
100	Howard Bryan	Tulane vs. Ga. Tech.	1933
100	Bobby Kellogg	Tulane vs. Ole Miss	1939
100	Pat Reen	Florida vs. Miami	1940
100	Lou Thomas	Tulane vs. N.Carolina	1941
100	Eddie Price	Tulane vs. Alabama	1947
100	Jim Burkett	Alabama vs. Duquesne	1949
100	Bobby Duke	Auburn vs. Miss State	1953
100	Jimmy Burson	Auburn vs. UT-Chatt	1960
100	Gary Martin	Alabama vs. Miami	1963
100	Ray Ogden	Alabama vs. Auburn	1964
100	Sammy Grezaffi	LSU vs. Tennessee	1967
100	George Ranager	Alabama vs. Auburn	1969
100	Vernon Studdard	Ole Miss vs. Alabama	1970
100	Willie Shelby	Alabama vs. Kentucky	1973
100	Preston Brown	Vanderbilt vs. Miss.	1977
100	Sam DeJarnette	Auburn vs. Miss. State	1980
100	Willie Gault	Tennessee vs. Pittsburgh	1980
100	Glen Young	Miss. State vs. LSU	1980
100	Eric Martin	LSU vs. Kentucky	1981
100	Pierre Goode	Alabama vs. Ole Miss	1988
100	Kurt Johnson	Kentucky vs. Georgia	1989
100	Jack Jackson	Florida vs. Miss. State	1993
100	Madre Hill	Arkansas vs. LSU	1994
100	John Avery	Ole Miss vs. LSU	1996
100	John Avery	Ole Miss vs. Alabama	1997
100	Boo Williams	South Carolina vs. Vanderbilt	1997
100	Craig Yeast	Kentucky vs. Florida	1998
100	Peerless Price	Tennessee vs. Alabama	1998
100	Bo Carroll	Florida vs. LSU	1999
100	Leonard Scott	Tennessee vs. Georgia	1999
100	Deuce McAllister	Ole Miss vs. Arkansas	1999
100	Tim Carter	Auburn vs. LSU	2000
100	Derek Abney	Kentucky vs. Florida	2002
100	Tyrone Prothro	Alabama vs. Kentucky	2004
100	Felix Jones	Arkansas vs. Mississippi State	2005
100	Felix Jones	Arkansas vs. Ole Miss	2006
100	Keenan Burton	Kentucky vs. Louisville	2006
100	Derrick Locke	Kentucky vs. W. Kentucky	2008

100	Derrick Locke	Kentucky vs. Louisville	2009
100	Brandon Boykin	Georgia vs. Tennessee	2009
100	Brandon Boykin	Georgia vs. South Carolina	2009
100	Brandon Boykin	Georgia vs. Kentucky	2010
100	Onterio McCalebb	Auburn vs. Mississippi State	2012
100	Todd Gurley	Georgia vs. Buffalo	2012
100	Jaylen Walton	Ole Miss vs. Texas	2012
100	Jameon Lewis	Mississippi State vs. Ole Miss	2012
100	Andre Debose	Florida vs. Louisville	2012

PUNT RETURNS

Yds.	Returner	Team and Opponent	Year
100	Howard Bryan	Tulane vs. Ga. Tech.	1933
100	Bert Rechichar	Tenn. vs. Wash. & Lee	1950
100	Jim Campagna	Georgia vs. Vanderbilt	1952
100	Eddie Kennison	LSU vs. Miss. State	1994
100	Keenan Burton	Kentucky vs. Louisville	2006
99	Thomas Brown	Georgia vs. Tennessee	2006
98	Ray Hapes	Ole Miss vs. SW Louisiana	1935
97	Hal Griffin	Florida vs. Miami	1946
97	Dicky Lyons	Kentucky vs. Houston	1966
97	Joe Adams	Arkansas vs. Ole Miss	2010
96	Ray Hapes	Ole Miss vs. Union	1936
96	John Hovious	Ole Miss vs. Georgia	1940
96	Dustin Harris	Texas A&M vs. South Carolina St.	2012
95	Ray Hapes	Ole Miss vs. SW Louisiana	1935
95	Rab Rodgers	Ole Miss vs. Memphis State	1935
95	Bobby Freeman	Auburn vs. Georgia	1953

LONGEST PUNTS

Yds.	Punter	Team and Opponent	Year
92	Bill Smith	Ole Miss vs. Southern Miss	1984
89	Dixie Howell	Alabama vs. Tennessee	1933
*87	Rufus Deal	Auburn vs. Ga. Tech	1939
87	O.J. Key	Tulane vs. Florida	1946
87	Spike Jones	Georgia vs. Auburn	1967
86	Donnie Jones	LSU vs. Kentucky	2002
85	Gregg Gantf	Alabama vs. Miss. State	1971
84	Mike Patrick	Miss. State vs. Alabama	1974
83	Dixie Howell	Alabama vs. Kentucky	1933
*83	Billy Mann	Ole Miss vs. Tennessee	1938

LONGEST FIELD GOALS

Yds.	Kicker	Team and Opponent	Year
60	Fuad Reveiz	Tennessee vs. Ga. Tech	1982
60	Chris Perkins	Florida vs. Tulane	1984
60	Kevin Butler	Georgia vs. Clemson	1984
59	Cloyce Hinton	Ole Miss vs. Georgia	1969
59	Kevin Butler	Georgia vs. Ole Miss	1982
58	Cloyce Hinton	Ole Miss vs. Houston	1970
58	Allan Leavitt	Georgia vs. Vanderbilt	1976
58	Neil O'Donoghue	Auburn vs. Tennessee	1976
58	Brandou Coutu	Georgia vs. UL-Monroe	2005
57	Jim Gaylor	Tennessee vs. Kentucky	1977
57	Rex Robinson	Georgia vs. S. Carolina	1980
57	Rex Robinson	Georgia vs. Ga. Tech	1980
57	Kevin Butler	Georgia vs. Ga. Tech	1984
57	Van Tiffin	Alabama vs. Texas A&M	1985
57	Bryan Owen	Ole Miss vs. Tulane	1988
57	Philip Yost	Auburn vs. Western Kentucky	2003
56	John Riley	Auburn vs. Tennessee	1969
56	Brandon Coutu	Georgia vs. Kentucky	2005
56	Caleb Sturgis	Florida vs. Georgia	2009
56	Blair Walsh	Georgia vs. Coastal Carolina	2011

LONGEST INTERCEPTION RETURNS

Yds.	Player	Team and Opponent	Year
100	Ray Hapes	Ole Miss vs. Ouachita	1937
100	Bob Davis	Kentucky vs. Wash. & Lee	1937
100	Frank Broyles	Ga. Tech vs. Clemson	1944
100	Ray Martin	Tennessee vs. Louisville	1953
100	Jackie Simpson	Florida vs. Miss. State	1955
100	Joe Brodsky	Florida vs. Miss. State	1956
100	Charlie Britf	Georgia vs. Florida	1959
100	Louis Guy	Ole Miss vs. Tennessee	1962
100	White Graves	LSU vs. Kentucky	1964
100	Dave Hunter	Kentucky vs. West Va	1968
100	Greg Jackson	LSU vs. Miss. State	1988
100	Jerrell Norton	Arkansas vs. North Texas	2007
100	Anthony Johnson	Miss. State vs. Alabama	2007
100	Johnthan Banks	Miss. State vs. Florida	2009
100	Walter McFadden	Auburn vs. Northwestern	2009
99	Bobby Wilson	Ole Miss vs. Florida	1948
99	Orlando Watters	Arkansas vs. LSU	1993
99	Odell Thurman	Georgia vs. Auburn	2003



HONORS & ACCOLADES

ALABAMA • ARKANSAS • AUBURN • FLORIDA • GEORGIA • KENTUCKY • LSU • OLE MISS

SEC FIRST ROUND NFL DRAFT SELECTIONS (1979-2013)

Year	Selection	Player, College	NFL Team
2013	2	Luke Joekel, Texas A&M	Jaguars
	6	Barkevious Mingo, LSU	Browns
	9	Dee Milliner, Alabama	Jets
	10	Chance Warmack, Alabama	Titans
	11	DJ Fluker, Alabama	Chargers
	13	Sheldon Richardson, Missouri	Jets
	17	Jarvis Jones, Georgia	Steelers
	18	Eric Reid, LSU	49ers
	23	Sharrif Floyd, Florida	Vikings
	29	Cordarrelle Patterson, Tennessee	Rams
	30	Alec Ogletree, Georgia	Ravens
32	Matt Elam, Florida		
2012	3	Trent Richardson, Alabama	Browns
	6	Morris Claiborne, LSU	Cowboys
	7	Mark Barron, Alabama	Buccaneers
	10	Stephon Gilmore, South Carolina	Bills
	12	Fletcher Cox, Mississippi State	Eagles
	14	Michael Brockers, LSU	Rams
	17	Dre Kirkpatrick, Alabama	Bengals
2011	1	Cam Newton, Auburn	Panthers
	3	Marcell Dareus, Alabama	Bills
	4	A.J. Green, Georgia	Bengals
	5	Patrick Peterson, LSU	Cardinals
	6	Julio Jones, Alabama	Falcons
	13	Nick Fairley, Auburn	Lions
	15	Mike Pouncey, Florida	Dolphins
	25	James Carpenter, Alabama	Seahawks
	28	Mark Ingram, South Carolina	Chargers
	32	Dont'a Hightower, Alabama	Patriots
	2010	5	Eric Berry, Tennessee
7		Joe Haden, Florida	Browns
8		Rolando McClain, Alabama	Raiders
18		Maurkice Pouncey, Florida	Steelers
20		Kareem Jackson, Alabama	Texans
25		Tim Tebow, Florida	Broncos
26		Dan Williams, Tennessee	Cardinals
2009	1	Matthew Stafford, Georgia	Lions
	3	Tyson Jackson, LSU	Chiefs
	6	Andre Smith, Alabama	Bengals
	12	Knowshon Moreno, Georgia	Broncos
	18	Robert Ayers, Tennessee	Broncos
	22	Percy Harvin, Florida	Vikings
2008	4	Darren McFadden, Arkansas	Raiders
	5	Glenn Dorsey, LSU	Chiefs
	8	Derrick Harvey, Florida	Jaguars
	10	Jerod Mayo, Tennessee	Patriots
	14	Chris Williams, Vanderbilt	Bears
	22	Felix Jones, Arkansas	Cowboys
	2007	1	JaMarcus Russell, QB, LSU
6		LaRon Landry, S, LSU	Redskins
11		Jamaal Anderson, DE, Arkansas	Falcons
16		Patrick Willis, LB, Ole Miss	49ers
17		Justin Harrell, DT, Tennessee	Packers
21		Jarvis Moss, DE, Florida	Broncos
23		Reggie Nelson, S, Florida	Jaguars
27		Dwayne Bowe, WR, LSU	Chiefs
29		Robert Meachem, WR, Tennessee	Saints
30		Ben Grubbs, OG, Auburn	Ravens
30		Craig Davis, WR, LSU	Chargers
2006	11	Jay Cutler, QB, Vanderbilt	Broncos
	16	Jason Allen, DB, Tennessee	Dolphins
	24	Johnathan Joseph, DB, South Carolina	Bengals
	30	Joseph Addai, RB, LSU	Colts
2005	2	Ronnie Brown, RB, Auburn	Dolphins
	5	Carnell Williams, RB, Auburn	Buccaneers
	7	Troy Williamson, WR, South Carolina	Vikings
	9	Carlos Rogers, CB, Auburn	Redskins
	14	Thomas Davis, S, Georgia	Panthers
	17	David Pollack, DE, Georgia	Bengals
	20	Marcus Spears, DE, LSU	Cowboys
2004	1	Eli Manning, QB, Ole Miss	Chargers
	10	Dunta Robinson, DB, South Carolina	Texans
	15	Michael Clayton, WR, LSU	Buccaneers
	16	Shawn Andrews, OT, Arkansas	Eagles
	25	Ahmad Carroll, DB, Arkansas	Packers
	32	Ben Watson, TE, Georgia	Patriots
2003	4	Dewayne Robertson, DT, Kentucky	Jets
	6	Johnathan Sullivan, DT, Georgia	Saints
	20	George Foster, OT, Georgia	Broncos
	22	Rex Grossman, QB, Florida	Bears
2002	9	John Henderson, DT, Tennessee	Jaguars
	13	Donte Stallworth, WR, Tennessee	Saints
	15	Albert Haynesworth, DT, Tennessee	Titans
	25	Charles Grant, DE, Georgia	Saints
	26	Lito Sheppard, DB, Florida	Eagles
	30	Kendall Simmons, OG, Auburn	Steelers
2001	3	Gerard Warren, DT, Florida	Browns
	6	Richard Seymour, DT, Georgia	Patriots
	13	Marcus Stroud, DT, Georgia	Jaguars
	14	Kenyatta Walker, OT, Florida	Buccaneers
	23	Deuce McAllister, RB, Ole Miss	Saints
2000	3	Chris Samuels, OT, Alabama	Redskins
	5	Jamal Lewis, RB, Tennessee	Ravens
	10	Travis Taylor, WR, Florida	Ravens
	12	Shaun Ellis, DE, Tennessee	Jets
	13	John Abraham, LB, South Carolina	Jets

Year	Selection	Player, College	NFL Team	
1999	19	Shaun Alexander, RB, Alabama	Seahawks	
	1	Tim Couch, QB, Kentucky	Browns	
	7	Champ Bailey, DB, Georgia	Redskins	
	15	Anthony McFarland, DT, LSU	Buccaneers	
	16	Jevon Kearse, LB, Florida	Oilers	
	18	Matt Stinchcomb, OT, Georgia	Raiders	
	24	Reggie McGrew, DT, Florida	49ers	
	26	Fernando Bryant, DB, Alabama	Jaguars	
	31	Al Wilson, LB, Tennessee	Broncos	
	1998	1	Peyton Manning, QB, Tennessee	Colts
		9	Fred Taylor, RB, Florida	Jaguars
13		Takeo Spikes, LB, Auburn	Bengals	
18		Robert Edwards, RB, Georgia	Patriots	
20		Terry Fair, DB, Tennessee	Lions	
23		Mo Collins, OT, Florida	Raiders	
26		Alan Faneca, OG, LSU	Steelers	
1997	7	Victor Riley, OT, Auburn	Chiefs	
	16	John Avery, RB, Ole Miss	Dolphins	
	20	Marcus Nash, WR, Tennessee	Broncos	
	16	Ike Hilliard, WR, Florida	Giants	
	20	Reidel Anthony, WR, Florida	Buccaneers	
	22	Dwayne Rudd, LB, Alabama	Vikings	
	22	David LaFleur, TE, LSU	Cowboys	
1996	10	Willie Anderson, OT, Auburn	Bengals	
	13	Walt Harris, DB, Miss. State	Bears	
	18	Eddie Kennison, WR, LSU	Rams	
	24	Eric Moulds, WR, Miss. State	Bills	
1995	6	Kevin Carter, DE, Florida	Rams	
	15	Ellis Johnson, DT, Florida	Colts	
	19	James Stewart, RB, Tennessee	Jaguars	
1994	3	Heath Shuler, QB, Tennessee	Redskins	
	9	Antonio Langham, DB, Alabama	Browns	
	14	Bernard Williams, OT, Georgia	Eagles	
	15	Wayne Gandy, OT, Auburn	Rams	
	20	Tim Bowens, DT, Ole Miss	Dolphins	
	26	Henry Ford, DE, Arkansas	Oilers	
1993	3	Garrison Hearst, RB, Georgia	Cardinals	
	5	John Copeland, DE, Alabama	Bengals	
	6	Eric Curry, DE, Alabama	Buccaneers	
	18	Earnest Dye, OT, South Carolina	Cardinals	
	27	Todd Kelly, DE, Tennessee	49ers	
	29	George Teague, DB, Alabama	Packers	
1992	20	Dale Carter, DB, Tennessee	Chiefs	
	23	Chris Mims, DE, Tennessee	Chargers	
	7	Charles McRae, T, Tennessee	Buccaneers	
1991	8	Antone Davis, T, Tennessee	Eagles	
	12	Alvin Harper, WR, Tennessee	Cowboys	
	15	Huey Richardson, LB, Florida	Steelers	
	20	Kelvin Pritchett, DT, Ole Miss	Cowboys	
	21	Harvey Williams, RB, LSU	Chiefs	
	1990	4	Keith McCants, LB, Alabama	Buccaneers
17		Emmitt Smith, RB, Florida	Cowboys	
18		Tony Bennett, LB, Ole Miss	Packers	
22		Ben Smith, DB, Georgia	Eagles	
24		Rodney Hampton, RB, Georgia	Giants	
1989		4	Derrick Thomas, LB, Alabama	Chiefs
	7	Tim Worley, RB, Georgia	Steelers	
	10	Eric Hill, LB, LSU	Cardinals	
	12	Trace Armstrong, DE, Florida	Bears	
	23	David Williams, OT, Florida	Oilers	
	25	Louis Oliver, DB, Florida	Dolphins	
1988	1	Aundray Bruce, LB, Auburn	Falcons	
	9	Terry McDaniel, DB, Tennessee	Raiders	
	15	Anthony Miller, WR, Tennessee	Chargers	
	21	Clifford Charlton, LB, Florida	Browns	
	27	Wendell Davis, WR, LSU	Bears	
	1987	2	Cornelius Bennett, LB, Alabama	Colts
4		Brent Fullwood, RB, Auburn	Packers	
27		Ricky Nattiel, WR, Florida	Broncos	
1986	1	Bo Jackson, RB, Auburn	Buccaneers	
	4	Jon Hand, DE, Alabama	Colts	
	14	Gerald Robinson, DE, Auburn	Vikings	
	15	John L. Williams, RB, Florida	Seahawks	
	20	Will Wolford, T, Vanderbilt	Bills	
	21	Tim McGee, WR, Tennessee	Bengals	
1985	6	Neal Anderson, RB, Florida	Bears	
	18	Lomas Brown, OT, Florida	Lions	
	19	Freddie Joe Nunn, DE, Ole Miss	Cardinals	
	18	George Adams, RB, Kentucky	Giants	
	24	Alvin Toles, LB, Tennessee	Saints	
	25	Emanuel King, DE, Alabama	Bengals	
1984	8	Lorenzo Hampton, RB, Florida	Dolphins	
	11	Leonard Coleman, DB, Vanderbilt	Colts	
	17	Wilbur Marshall, LB, Florida	Bears	
1983	8	Clyde Duncan, WR, Tennessee	Cardinals	
	8	Michael Haddix, RB, Miss. State	Eagles	
	13	James Jones, RB, Florida	Lions	
1982	13	Mike Pitts, DE, Alabama	Falcons	
	16	Willie Gault, WR, Tennessee	Bears	
	18	Johnnie Cooks, LB, Miss. State	Bears	
1981	2	Johnnie Cooks, LB, Miss. State	Colts	
	11	Anthony Hancock, WR, Tennessee	Chiefs	
	13	Lindsay Scott, WR, Georgia	Saints	
1980	5	E.J. Junior, LB, Alabama	Cardinals	
	24	James Brooks, RB, Auburn	Chargers	
1979	14	Roland James, DB, Tennessee	Patriots	
	21	Don McNeal, DB, Alabama	Dolphins	
1979	6	Barry Krauss, LB, Alabama	Colts	
	12	Charles Alexander, RB, LSU	Bengals	
	14	Marty Lyons, DE, Alabama	Jets	
	14	Robert Shaw, C, Tennessee	Cowboys	
	27			

* - Does not include supplemental drafts. For SEC first-round draft selections prior to 1979, please go to the football link under www.secsports.com.

HONORS & ACCOLADES

MISSISSIPPI STATE • MISSOURI • SOUTH CAROLINA • TENNESSEE • TEXAS A&M • VANDERBILT



NATIONAL FOOTBALL FOUNDATION HALL OF FAME

PLAYERS

ALABAMA

- * QB A.T.S. (Pooley) Hubert, '25
- * HB Johnny Mack Brown, '25
- * Tackle Fred Sington, '30
- * FB Johnny Cain, '33
- End Don Hutson, '34
- TB Millard (Dixie) Howell, '34
- QB Riley Smith, '35
- Tackle Don Whitmire, '44
- HB Harry Gilmer, '48
- Center Vaughn Mancha, '47
- Center Lee Roy Jordan, '62
- Tackle Billy Neighbors, '62
- HB Johnny Musso, '71
- Guard John Hannah, '72
- LB Woodrow Lowe, '75
- End Ozzie Newsome, '77
- DT Marty Lyons, '78
- LB Cornelius Bennett, '86

ARKANSAS

- End Wear K. Schoonover, '29
- HB Clyde Scott, '48
- HB Lance Alworth, '61
- OL Loyd Phillips, '66
- End Chuck Dicus, '70
- DE Billy Ray Smith, '82
- G/LB Wayne Harris, '60
- C Ronnie Caveness, '64

AUBURN

- * HB Jimmy Hitchcock, '32
- Center Walter Gilbert, '36
- FB Ed Dyas, '60
- Back Tucker Frederickson, '64
- QB Pat Sullivan, '72
- RB Bo Jackson, '85
- WR Terry Beasley, '71
- DT Tracy Rocker, '88

FLORIDA

- * End Dale Van Sickle, '28
- QB Steve Spurrier, '66
- DL Jack Youngblood, '70

- WR Carlos Alvarez, '71
- LB Wilber Marshall, '83
- RB Emmitt Smith, '89
- QB Danny Wuerffel, '96

GEORGIA

- * HB Robert McWhorter, '13
- * End Vernon "Catfish" Smith, '31
- FB Bill Hartman, '38
- HB Frank Sinkwich, '42
- HB Charles Trippi, '46
- QB John Rauch, '49
- QB Fran Tarkenton, '60
- DB Jake Scott, '68
- DT Bill Stanfill, '68
- RB Herschel Walker, '82
- DB Terry Hoage, '83
- PK Kevin Butler, '84

KENTUCKY

- DB/RB/End Jerry Claiborne, '49
- Tackle Bob Gain, '50
- QB Vito "Babe" Parilli, '51
- OL Lou Michaels, '57

LSU

- * QB G.E. (Doc) Fenton, '09
- QB Abe Mickal, '35
- End Gaynell Tinsley, '36
- End Ken Kavanaugh, '39
- HB Billy Cannon, '59
- HB Jerry Stovall, '62
- DB Tommy Casanova, '71
- TB Charles Alexander, '78

OLE MISS

- Tackle Frank (Bruiser) Kinard, '38
- HB Parker Hall, '39
- HB Doug Kenna, '41
- TB Charlie Conerly, '47
- End Barney Poole, '48
- QB Archie Manning, '71
- QB Jake Gibbs, '60
- FB Charlie Flowers, '59

MISSISSIPPI STATE

- Back Jackie Parker, '53
- LB D.D. Lewis, '67

SOUTH CAROLINA

- RB George Rogers, '80

TENNESSEE

- * Guard Nate Dougherty, '09
- * HB Eugene McEver, '31
- * QB Robert Lee Dodd, '30
- * Guard Herman Hickman, '31
- HB Beattie Feathers, '33
- End Bowden Wyatt, '38
- HB George Cafego, '39
- Guard Robert Suffridge, '40
- Guard Edward Molinski, '40
- HB Hank Lauricella, '52
- End Doug Atkins, '52
- Guard John Michels, '52
- Back Johnny Majors, '57
- Guard Steve DeLong, '65
- Center Bob Johnson, '68
- LB Steve Kiner, '69
- DT Reggie White, '83
- LB Frank Emanuel, '65
- OG Chip Kell, '70

VANDERBILT

- * FB John J. Tigert, '04
- * Tackle Josh Cody, '20
- * End Lynn Bomar, '24
- * QB William Spears, '27
- Center Carl Hinkle, '37

COACHES

Name and Alma Mater

School(s)

- Bill ALEXANDER (Georgia Tech) Georgia Tech
- * Charles BACHMAN (Florida) Florida, DePauw, Northwestern, Kansas, Michigan State
- * Dana BIBLE (Carson-Newman) LSU
- * Bernie BIERMAN (Minnesota) Miss. State, Tulane
- Frank BROYLES (Georgia Tech) Missouri, Arkansas
- Paul (Bear) BRYANT (Alabama) Kentucky, Alabama
- Wally BUTTS (Mercer) Georgia
- Bobby DODD (Tennessee) Georgia Tech
- Jerry CLAIBORNE (Kentucky) Kentucky
- Doug DICKEY (Florida) Tennessee, Florida
- * Mike DONAHUE (Yale) Auburn, LSU
- Vince DOOLEY (Auburn) Georgia
- Pat DYE (Georgia) Auburn
- Bill EDWARDS (Wittenberg) Vanderbilt
- Phillip FULLMER (Tennessee) Tennessee
- Ray GRAVES (Tennessee) Florida
- * John HEISMAN (Penn) Auburn, Georgia Tech
- Lou HOLTZ (Kent State) Arkansas, Georgia Tech
- Frank HOWARD (Clemson) Alabama
- Morley JENNINGS (Miss. State) Baylor

Name and Alma Mater

School(s)

- L.M. (Biff) JONES LSU
- Ralph (Shug) JORDAN (Auburn) Auburn
- Charlie McLENDON (Kentucky) LSU
- Dan McGUGIN (Michigan) Vanderbilt
- Allyn McKEEN (Tennessee) Mississippi State
- Bernie MOORE (Carson-Newman) LSU
- * Ray MORRISON (Vanderbilt) SMU, Vanderbilt, Temple
- Jess NEELY (Vanderbilt) Southwestern, Clemson, Rice
- R.R. NEYLAND (Army) Tennessee
- Darrell ROYAL (Oklahoma) Miss. State
- Henry "Red" SANDERS (Vanderbilt) Vanderbilt
- * Clark SHAUGHNESSY (Minnesota) Tulane
- Francis SCHMIDT Tulsa, Arkansas, TCU, Ohio State, Idaho
- Gene STALLINGS (Texas A&M) Texas A&M/Alabama
- Frank THOMAS (Notre Dame) Alabama
- Thad (Pie) VANN (Ole Miss) Southern Miss
- John VAUGHT (Texas Christian) Ole Miss
- * Wallace WADE (Brown) Alabama
- G.S. (Pop) WARNER (Cornell) Georgia
- Bowden WYATT (Tennessee) Arkansas/Tennessee

* Participated before SEC was organized.



HONORS & ACCOLADES

ALABAMA • ARKANSAS • AUBURN • FLORIDA • GEORGIA • KENTUCKY • LSU • OLE MISS

AWARD WINNERS

Heisman Trophy

(Presented to the nation's outstanding college football player by Downtown Athletic Club of New York.

- 1942 HB – Frank Sinkwich, Georgia
- 1959 HB – Billy Cannon, LSU
- 1966 QB – Steve Spurrier, Florida
- 1971 QB – Pat Sullivan, Auburn
- 1982 RB – Herschel Walker, Georgia
- 1985 RB – Bo Jackson, Auburn
- 1996 QB – Danny Wuerffel, Florida
- 2007 QB – Tim Tebow, Florida
- 2009 RB – Mark Ingram, Alabama
- 2010 QB – Cam Newton, Auburn
- 2012 QB – Johnny Manziel, Texas A&M

Maxwell Award

Presented to the nation's outstanding college football player by the Maxwell Football Club of Philadelphia

- 1946 HB – Charley Trippi, Georgia
- 1982 RB – Herschel Walker, Georgia
- 1996 QB – Danny Wuerffel, Florida
- 1997 QB – Peyton Manning, Tennessee
- 2003 QB – Eli Manning, Ole Miss
- 2007 QB – Tim Tebow, Florida
- 2008 QB – Tim Tebow, Florida
- 2010 QB – Cam Newton, Auburn

Outland Trophy

Honoring the outstanding interior lineman in the United States, selected by the Football Writers Association of America

- 1950 T – Bob Gain, Kentucky
- 1958 G – Zeke Smith, Auburn
- 1964 T – Steve DeLong, Tennessee
- 1968 T – Bill Stanfill, Georgia
- 1988 DT – Tracy Rucker, Auburn
- 1999 OT – Chris Samuels, Alabama
- 2000 DT – *John Henderson, Tennessee
- 2007 DT – Glenn Dorsey, LSU
- 2008 OT – *Andre Smith, Alabama
- 2011 OT – *Barrett Jones, Alabama
- 2012 OT – Luke Joeckel, Texas A&M

Manning Award

Honoring the outstanding college quarterback

- 2006 JaMarcus Russell, LSU
- 2010 Cam Newton, Auburn
- 2012 Johnny Manziel, Texas A&M

Jim Thorpe Award

First presented in 1986 to honor the nation's best defensive back by the Jim Thorpe Athletic Club of Oklahoma City.

- 1993 Antonio Langham, Alabama
- 1996 Lawrence Wright, Florida
- 2004 Carlos Rogers, Auburn
- 2009 Eric Berry, Tennessee
- 2010 Patrick Peterson, LSU
- 2011 Morris Claiborne, LSU
- 2012 Johnthan Banks, Mississippi State

Fred Biletnikoff Award

Honoring the outstanding college wide receiver, presented by FWAA

- 2001 Josh Reed, LSU

Vince Lombardi/Rotary Award

Honoring the outstanding college lineman of the year, sponsored by the Rotary Club of Houston

- 1986 LB – Cornelius Bennett, Alabama
- 1988 DT – Tracy Rucker, Auburn
- 2004 DE – David Pollack, Georgia
- 2007 DT – Glenn Dorsey, LSU
- 2010 DT – Nick Fairley, Auburn

Butkus Award

Emblematic of the top collegiate linebacker, established by the Downtown Athletic Club of Orlando.

- 1988 Derrick Thomas, Alabama
- 2006 Patrick Willis, Ole Miss
- 2009 Rolando McClain, Alabama

Ray Guy Award

Recognizes the nation's top punter, presented by the Greater Augusta Sports Council.

- 2009 Drew Butler, Georgia
- 2010 Chas Henry, Florida

Lou Groza Award

Presented for the first time in 1992 to honor the nation's top collegiate place-kicker. Sponsored by the Palm Beach County Sports Authority in conjunction with the Orange Bowl Committee.

- 1993 Judd Davis, Florida
- 2003 Jonathan Nichols, Ole Miss

Davey O'Brien Award

Presented to the nation's best quarterback by the FWAA

- 1995 Danny Wuerffel, Florida
- 1996 Danny Wuerffel, Florida
- 1997 Peyton Manning, Tennessee
- 2007 Tim Tebow, Florida
- 2010 Cam Newton, Auburn
- 2012 Johnny Manziel, Texas A&M

Mike Fox/Bronko Nagurski Award

Selected by the FWAA and the Charlotte, N.C., Touchdown Club and given to the nation's top defensive player.

- 1998 Champ Bailey, Georgia
- 2007 Glenn Dorsey, LSU

Johnny Unitas Golden Arm Award

Selected by the Kentucky Chapter of the National Football Foundation and given to the nation's top senior quarterback

- 1994 Jay Barker, Alabama
- 1996 Danny Wuerffel, Florida
- 1997 Peyton Manning, Tennessee
- 2003 Eli Manning, Ole Miss

Chuck Bednarik Trophy

Recognizes the nation's top defensive player, presented by the Maxwell Club.

- 2004 DE – David Pollack, Georgia
- 2010 DB – Patrick Peterson, LSU
- 2011 DB – Tyrann Mathieu, LSU**

John Mackey Award

Recognizes the nation's top tight end, presented by the Nassau County (N.J.) Sports Commission

- 2009 Aaron Hernandez, Florida
- 2010 D.J. Williams, Arkansas

Mosi Tatupu Award

Recognizes the nation's top special teams player, presented by the Honolulu and Maui Quarterback Clubs.

- 2002 Glenn Pakulak, Kentucky

Doak Walker Award

Presented to the nation's best running back among Division IA juniors or seniors, sponsored by the GTE/Southern Methodist Athletic Forum.

- 1992 Garrison Hearst, Georgia
- 2006 Darren McFadden, Arkansas
- 2007 Darren McFadden, Arkansas
- 2011 Trent Richardson, Alabama

Rimington Award

Recognizes the nation's top center.

- 2004 Ben Wilkerson, LSU
- 2007 Jonathan Luigs, Arkansas
- 2009 Maurkice Pouncey, Arkansas
- 2012 Barrett Jones, Alabama

Ted Hendricks Award

Recognizes the nation's top defensive end.

- 2003 David Pollack, Georgia
- 2004 David Pollack, Georgia

Lott Trophy

Recognizes athletic performance and character. Presented by The Pacific Club IMPACT Foundation of Newport Beach, Calif.

- 2004 David Pollack, Georgia
- 2005 DeMeco Ryans, Alabama
- 2007 Glenn Dorsey, LSU

Wuerffel Trophy

Presented to college football player who combines exemplary community service with academic and athletic achievement.

- 2004 David Pollack, Georgia
- 2008 Tim Tebow, Florida

Paul Hornung Award

Presented to the nation's most versatile player

- 2011 Brandon Boykin, Georgia

Bold indicates active player

HONORS & ACCOLADES



MISSISSIPPI STATE • MISSOURI • SOUTH CAROLINA • TENNESSEE • TEXAS A&M • VANDERBILT

SEC ALL-AMERICANS

NOTE: First team members only; AP (Associated Press), UP (United Press), INS (International News Service), UPI (United Press-International), NEA (Newspaper Enterprises Association), CP (Central Press), FWA (Football Writers of America Association), Coaches (American Football Coaches Association), AAB (All-American Board), Camp (Walter Camp), Rice (Grantland Rice), Spt. News (Sporting News), FB News (Football News), FD (Football Digest), QB (Quarterback), CBS (Network/CBS Sportline), NBC (National Broadcasting), CS (College Sports), SH (Scripps Howard), Rivals (Rivals.com), CNNSI/SI.com (CNN/Sports Illustrated), ESPN.com; CollegeFootballNews.com (CFN) and Pro Football Weekly (PFW).

ALABAMA

- 1915** W.T. "Bully" Van de Graaff, Tackle
1925 A.T.S. "Pooley" Hubert, QB
1926 Hoyt "Wu" Winslett, End (NCAA Guide)
1929 Tony Holm, FB (NCAA Guide)
1930 Fred Sington, Tackle (AP, UP, INS, NEA, AAB, Rice, Colliers, NY Sun, Coll. Humor)
1931 Johnny Cain, FB (UP, All-American Board)
1932 Johnny Cain, FB (NY Sun, College Humor)
1933 Tom Hupke, Guard (Associated Press)
1934 Don Hutson, End (AP, UP, INS, NEA, Rice, Collier's, NY Sun, CP, NCAA Guide)
Bill Lee, Tackle (AP, UP, INS, CP, Collier's, AAB, College-Humor)
Millard "Dixie" Howell, HB (AP, UP, INS, NEA, Rice, Collier's, NY Sun, NCAA Guide, CP)
1935 Riley Smith, QB (AP, UP, INS, CP, NY Sun, Rice)
1936 Arthur "Tarzan" White, Guard (NCAA Guide)
1937 James Ryba, Tackle (NCAA Guide)
Leroy Monsky, Guard (AP, UP, INS, NEA, AAB, NY Sun, Rose)
Joe Kilgrew, HB (NCAA Guide)
Carey Cox, Center (NCAA Guide)
1941 Holt Rast, End (AP, UP, INS, NEA, AAB, NY Sun, Rice, Collier's)
1942 Don Whitmire, Tackle (NCAA Guide)
Joe Domnanovich, Center (AP, UP, INS, NEA, AAB, Rice, Collier's)
1945 Vaughn Mancha, Center (AP, UP, INS, NEA, AAB, Rice, Collier's)
Harry Gilmer, TB (UPI, Spt. News, Post)
1950 Eddie Salem, HB (AP)
1952 Bobby Marlow, HB (Athletic Pub.)
1954 George Mason, Tackle, (FD)
1961 Billy Neighbors, Tackle (AP, UPI, NEA, CP, FWA, Coaches, Sp. News, FB News)
1962 Lee Roy Jordan, Center (AP, UPI, NEA, CP, FWA, Coaches, Time, NY News, CBS)
1964 Dan Kearley, Tackle (Associated Press)
Wayne Freeman, Guard (NEA, NY News)
Joe Namath, QB (Litkenhous)
David Ray, HB (FB News)
1965 Paul Crane, Center (AP, UPI, NEA, FWA, Coaches, NY News)
Steve Sloan, QB (FB News)
1966 Cecil Dowdy, Guard (AP, UPI, NEA, CP, FWA, Coaches, NY News)
Ray Perkins, End (AP, NEA, FWA, Coaches)
Bobby Johns, DB (Central Press)
Richard Cole, Tackle (FB News)
1967 Dennis Homan, Rcv (AP, UPI, CP, FWA, Coaches, Camp, Time, Spt. News, NY News)
Bobby Johns, DB (UPI, Coaches, Camp, FB News)
Ken Stabler, QB (FB News)
1968 Mike Hall, LB (CP, Camp, FB News)
Sam Gellerstedt, Guard (FB News)
1969 Alvin Samples, Guard (CP, FB News)
1970 Johnny Musso, TB (Camp, FB News)
1971 Johnny Musso, TB (UPI, CP, FWA, Camp, Coaches, Time, FB News)
John Hannah, Tackle (Coaches)
1972 John Hannah, Guard (AP, UPI, NEA, FWA, Coaches, Camp, Time, Spt. News, FB News, Gridiron)
Jim Krapf, Center (Coaches)
John Mitchell, End (Coaches)
1973 Buddy Brown, Tackle (AP, UPI, NEA, FWA, Coaches)
Woodrow Lowe, LB (NEA, FWA)

- Wayne Wheeler, WR (Camp, Spt. News, FB News, Universal Spts.)
1974 Leroy Cook, DE (AP, FWA)
Woodrow Lowe, LB (UPI, Camp, FB News)
Mike Washington, DB (NEA, Time, FB News)
Sylvester Croom, Center (Coaches)
1975 Leroy Cook, DE (AP, UPI, FWA, Coaches, Camp, FB News)
Woodrow Lowe, LB (UPI)
1977 Ozzie Newsome, WR (AP, NEA, FWA, Camp, Coaches, Spt. News, FB News)
1978 Marty Lyons, DT (AP, FWA, Spt. News, FB News, NEA)
Barry Krauss, LB (Spt. News)
1979 Jim Bunch, OT (AP, Coaches, FWA)
Don McNeal, DB (NEA, Spt. News)
Dwight Stephenson, Center (FB News)
1980 E.J. Junior, DE (AP, UPI, NEA, FWA, Coaches, Camp, Spt. News)
Thomas Boyd, LB (Camp)
1981 Tommy Wilcox, DB (AP, UPI, Coaches, Camp, FB News)
Thomas Boyd, LB (NEA, Camp)
1982 Mike Pitts, DE (UPI, Coaches, FB News, FWA)
Jeremiah Castille, DB (Coaches, Kodak)
Tommy Wilcox, DB (Walter Camp)
1984 Cornelius Bennett, LB (Spt. News, FB News)
1985 Cornelius Bennett, LB (FB News, Camp, Spt. News)
Jon Hand, DT (Spt. News)
1986 Cornelius Bennett, LB (AP, UPI, FB News, Spt. News, Scripps-Howard, Camp, College & Pro Weekly FWA, Coaches)
Bobby Humphrey, RB (College & Pro Weekly)
Van Tiffin, PK (Scripps-Howard, College & Pro Weekly)
1987 Bobby Humphrey, RB (Camp, Spt. News)
1988 Kermit Kendrick, DB (College & Pro Weekly)
Derrick Thomas, LB (AP, UPI, Coaches, FWA, Camp, Scripps-Howard, Spt. News, FB News, College & Pro Weekly, Gannett News)
1989 John Mangum, DB (FB News)
Keith McCants, LB (AP, UPI, Coaches, FWA, Camp, Scripps Howard, Spt. News, FB News)
1990 Philip Doyle, PK (AP, Camp, Coaches, FB News, FWA, Kodak, Scripps Howard)
1992 John Copeland, DE (AP, Kodak, Camp, FB News, FWA, Spt. News)
Eric Curry, DE (AP, UPI, Kodak, Camp, Spt. News)
1993 Antonio Langham, DE (AP, UPI, Coaches, Camp, FB News, FWA, Scripps Howard, Spt. News)
David Palmer, WR (AP, UPI, Coaches, Camp, FB News, FWA, Spt. News)
Michael Proctor, PK (FB News)
1994 Michael Proctor, PK (Coaches)
1996 Kevin Jackson, DB (AP, Football News, Football Writers, Coaches, Spt. News)
Dwayne Rudd, LB (Coaches)
Michael Myers, DT (Spt. News)
1999 Chris Samuels, OL (AP, Walter Camp, AFCA, FB News, FWA, Spt. News)
Shaun Alexander, RB (AFCA)
2005 DeMeco Ryans, LB (WC, AFCA, ESPN.com, AP, CBS, Spt. News, Rivals, FWA)
2008 Andre Smith, OL (Consensus)
Antoine Caldwell, C (Consensus)
Terrence Cody, DL (Consensus)
2009 Mike Johnson, OL (AP, Camp, AFCA, SI, Spt. News)
Mark Ingram, RB (Consensus)

- Leigh Tiffin, PK (AP)
Terrence Cody, DT (AP, Camp, FWA)
Rolando McClain, LB (Consensus)
Javier Arenas, DB/PR (AP, AFCA)
2010 Mark Barron (FWAA)
2011 Barrett Jones, OT (Consensus)
Trent Richardson, RB (Consensus)
Don'ta Hightower, LB (Consensus)
Mark Barron, DB (Consensus)
Courtney Upshaw, LB (ESPN, CBS, FWA, PFW, Slcom)
DeQuan Menzie, DB (AFCA)
Dre Kirkpatrick, DB (FWAA, PFW)
2012 Barrett Jones, C (Consensus)
Chance Warmack, OL (Consensus)
C.J. Mosley, LB (Consensus)
Dee Milliner, DB (Consensus)
D.J. Fluker, OT (CBS)

ARKANSAS

(Editor's Note: Team names are not available for Arkansas All-America players.)

- 1929** Wear Schoonover, E
1937 Jim Benton, T
1948 Clyde Scott, TB (AFCA, AP)
1954 Bud Brooks, G (AFCA, AP, FWA, Camp)
1959 Jim Mooty, HB (AP)
1960 Wayne Harris, LB (FWAA)
1961 Lance Alworth, HB (FWAA)
1962 Billy Moore, QB (FWAA)
1964 Ronnie Caveness, C (FWAA, Spt. News)
1965 Bobby Crockett, E (FWAA)
Glen Ray Hines, OT (AFCA, AP, FWA, Camp)
Loyd Phillips, DT (AFCA, AP, Camp)
Martine Bercher, S (Coaches, UPI)
Loyd Phillips, DT (AFCA, AP, FWA, Spt. News, Camp)
1968 Jim Barnes, G (AP)
1969 Rodney Brand, C (AP, FWA, Camp)
Chuck Dicus, E (AFCA)
Cliff Powell, LB (AFCA)
1970 Dick Bumpas, DT (AP)
Chuck Dicus, E (AFCA, AP, Camp)
Bruce James, DE (FWAA)
Bill McClard, PK (FWAA)
1971 Bill McClard, PK (FWAA, Spt. News)
1976 Steve Little, PK (AFCA)
1977 Leotis Harris, G (AFCA, AP, Camp)
Steve Little, PK (AP, FWA, TSN)
1978 Dan Hampton, DT (AFCA)
Jimmy Walker, DT (FWAA)
1979 Greg Kolenda, OT (AFCA, AP, FWA, Camp)
1981 Bruce Lahay, PK (FWAA)
Billy Ray Smith, DE (AFCA, AP, FWA, Spt. News, Camp)
1982 Steve Korte, OG (AFCA, AP, FWA, Spt. News)
Billy Ray Smith, DE (AFCA, AP, FWA, Spt. News, Camp)
1983 Ron Faurot, DE (VPI)
1986 Greg Horne, P (AFCA)
1987 Tony Chericco, NG (AFCA)
1988 Wayne Martin, DT (AFCA, FWA, Spt. News)
Kendall Trainor, PK (AFCA, AP, Spt. News, Camp)
1989 Jim Mabry, OT (AFCA, AP, Camp)
1998 Brandon Burlsworth, OG (Football News)
2001 Jermaine Petty, LB (Coaches)
2002 Shawn Andrews, OT (CNNSI, FWA, AFCA, TSN, ESPN, AP)
2003 Shawn Andrews, OT (AP, SI.com, Camp, ESPN.com, Coaches, FWA, TSN)
2005 Felix Jones, KR (CFN)



HONORS & ACCOLADES

ALABAMA • ARKANSAS • AUBURN • FLORIDA • GEORGIA • KENTUCKY • LSU • OLE MISS

- 2006** Darren McFadden, RB (AP, Camp, FWA, AFCA)
- 2007** Darren McFadden, RB (AP, Camp, AFCA, FWA)
Jonathan Luigs, C (Camp, FWA)
Felix Jones, KR (Camp)
- 2011** Joe Adams, RS/AP (Consensus)

AUBURN

- 1932** Jimmy Hitchcock, HB (NCAA Guide)
- 1937** Walter Gilbert, Center
- 1942** Ray (Monk) Gafford, HB (NCAA Guide)
- 1944** Caleb (Tex) Warrington, Center (NCAA Guide)
- 1949** Travis Tidwell, QB (Williamson)
- 1954** Jim Pyburn, End (Athletic Pub.)
- 1955** Frank D'Agostino, Tackle (AP, Collier's, NY News, Hearst)
Joe Childress, FB (FWAA)
Fob James, HB (INS, Movietone News)
- 1957** Jimmy Phillips, End (AP, UPI, INS, NEA, CP, FWA-Look, Coaches, Hearst, Spt. News, Today, NBC)
- 1958** Zeke Smith, Guard (AP, NEA, CP, FWA-Look, Time)
Jackie Burkett, Center (Coaches, Time)
- 1959** Zeke Smith, Guard (Coaches, Time)
Ken Rice, Tackle, (NEA, FWA-Look)
- 1960** Ken Rice, Tackle (AP, UPI, CP, FWA-Look, Coaches, Time, Spt. News, NBC)
Ed Dyas, FB (FWAA-Look)
- 1963** Jimmy Sidle, QB (AP, FWA-Look, FB News)
- 1964** Tucker Frederickson, FB (AP, NEA, CP, FWA-Look, Time, NY News, Spt. News)
- 1965** Jack Thornton, Tackle (NEA)
Billy Cody, LB (FB News)
- 1967** Freddie Hyatt, End (FB News)
- 1968** Dave Campbell, Tackle (NEA)
- 1969** Buddy McClinton, Safety (AP, UPI, CP, FWA-Look, Coaches, FB News, Camp)
- 1970** Larry Willingham, DB (UPI, NEA, CP, FWA-Look, Coaches, Spt. News, FB News, Time)
Terry Beasley, End/Flanker (FB News)
Pat Sullivan, QB (FB News)
- 1971** Pat Sullivan, QB (AP, UPI, NEA, CP, FWA, Coaches, Camp, Spt. News, FB News, Time)
Terry Beasley, WR (AP, UPI, NEA, CP, FWA, Coaches, Camp, Spt. News, FB News, Time)
- 1973** Steve Taylor, Center (Universal Spt.)
- 1974** Ken Bernich, LB (AP, Coaches, Camp)
Mike Fuller, Safety (FB News)
- 1976** Neil O'Donoghue, PK (Spt. News)
- 1981** Keith Uecker, OT (Mizlou)
- 1983** Bo Jackson, RB (AP, UPI, Coaches, FWA, FB News)
- 1984** Gregg Carr, LB (AP, UPI, Coaches, FB News, Camp)
- 1985** Bo Jackson, RB (AP, UPI, FB News, Camp, Coaches, Scripps-Howard, FWA, Spt. News, College & Pro Weekly, Scripps-Howard)
Lewis Colbert, P (Coaches, Spt. News)
Ben Tamburello, C (FB News)
- 1986** Brent Fullwood, TB (AP, UPI, FB News, Spt. News, Scripps-Howard, Camp, College & Pro Weekly, FWA, Coaches)
Ben Tamburello, C (AP, UPI, Spt. News, Scripps-Howard, Camp, College & Pro Weekly, FWA, Coaches)
- 1987** Aundray Bruce, OLB (Coaches, Camp, Scripps-Howard, UPI, Spt. News)
Tracy Rocker, DT (Camp, FWA, Scripps-Howard, FB News, UPI, College & Pro Weekly)
Stacy Searels, OT (FB News, AP)
Kurt Crain, LB (AP)
- 1988** Tracy Rocker, DT (AP, UPI, Coaches, FWA, Camp, Scripps-Howard, Spt. News, FB News, College & Pro Weekly, Gannett)
Walter Reeves, TE (Spt. News)
Benji Roland, NG (Spt. News)

- 1989** Ed King, OG (AP, FWA, FB News, Scripps-Howard, Camp)
Craig Ogletree, LB (Spt. News)
- 1990** Ed King, OG (AP, Camp, Coaches, FB News, FWA, Scripps Howard)
David Rocker, DL (Camp, Coaches)
- 1993** Terry Daniel, P (AP, Coaches, Camp, FB News, FWA, Spt. News)
Wayne Gandy, OT (AP, UPI, FWA, Scripps Howard, Spt. News)
- 1994** Brian Robinson, DB (AP, CS, FB News, UPI)
Frank Sanders, WR (AP, CS, FWA, SH)
Chris Shelling, DB (FWA, SH)
- 1997** Victor Riley, OT (AFCA)
Takeo Spikes, LB (Spt. News)
- 2001** Damon Duval, PK (Camp, AP, Coaches)
- 2003** Karlos Dansby, LB (Coaches, ESPN.com)
- 2004** Carlos Rogers, DB (Camp, SI.com, ESPN.com, AP, CBS Sportsline, FWA)
Carnell Williams, RB (AFCA)
Marcus McNeil, OL (SI.com, CBS Sportsline)
Junior Rosegreen, DB (SI.com, CBS Sportsline)
- 2005** Marcus McNeill, OT (WC, SI.com, ESPN.com, AP, Spt. News, CFN, Rivals, FWA)
- 2010** Cam Newton, QB (AP, Camp, AFCA, SI, Spt. News)
Nick Fairley, DT (AP, Camp, FWA, SI, Spt. News)
Lee Ziemba, OT (Camp, AFCA, FWA, SI)
- 2011** Steven Clark, P (PFW)

FLORIDA

- 1928** Dale Van Sickle, End (AP, NEA, Rice)
- 1952** Charles LaPradd, Tackle (AP, NY News)
- 1956** John Barrow, Guard (FWA-Look)
- 1958** Val Heckman, Tackle (FWA-Look)
- 1954** Larry DuPree, HB (Coaches)
Dennis Murphy, Tackle (FB News)
- 1965** Charles Casey, End (AP, Coaches)
Steve Spurrier, QB (FWA-Look)
Lynn Mathews, End (NEA)
Bruce Bennett, DB (UPI)
Larry Gagner, Guard (NBC, FB News)
- 1966** Steve Spurrier, QB (AP, UPI, FWA-Look, NEA, Coaches, Spt. News, FB News, Time, CP, NBC, NY News)
Bill Carr, Center (Time, FB News)
- 1968** Guy Dennis, Guard (UPI, NY News, Camp)
Larry Smith, FB (Spt. News, FB News)
- 1969** Carlos Alvarez, End/Flanker (UPI, NEA, Coaches, FB News, NY News, Camp)
Steve Tannen, Sideback (FB News, Time)
- 1970** Jack Youngblood, End (CP, FWA-Look, Spt. News, FB News, Time)
- 1971** John Reaves, QB (Time)
- 1974** Ralph Ortega, LB (Time, Spt. News)
Burton Lawless, Guard (NEA)
- 1975** Sammy Green, LB (AP, NEA, FWA)
- 1976** Wes Chandler, SE (NEA, FB News)
- 1977** Wes Chandler, WR (UPI, NEA, Spt. News, FB News)
- 1980** David Little, LB (AP, FWA, FB News)
Cris Collinsworth, WR (NEA)
- 1982** Wilber Marshall, LB (AP, FWA)
- 1983** Wilber Marshall, LB (Camp, UPI, Coaches, FB News)
- 1984** Lomas Brown, OT (AP, Coaches, FWA-Look, Camp, Spt. News)
Alonzo Johnson, LB (Spt. News)
- 1985** Alonzo Johnson, LB (FB News, Scripps-Howard, College & Pro Weekly)
- Jeff Zimmerman, OG (FB News, Camp, Spt. News)
- 1986** Jarvis Williams, DB (FB News)
Jeff Zimmerman, OG (Camp)
- 1987** Jarvis Williams, DB (Camp, College & Pro Weekly)
Louis Oliver, DB (Spt. News)
Clifford Charlton, OLB (Spt. News)
- 1988** Trace Armstrong, DT (Spt. News)
Louis Oliver, DB (AP, Coaches, Camp, Scripps-Howard, College & Pro Weekly)

- 1989** Emmitt Smith, RB (AP, UPI, Coaches, Camp, FWA, FB News, Scripps-Howard, Spt. News)
- 1990** Huey Richardson, LB (AP, FB News)
Will White, DB (FWA)
- 1991** Brad Culpepper, DT (AP, FB News, Coaches, Scripps Howard)
- 1993** Judd Davis, PK (UPI)
Errict Rhett, RB (FB News)
- 1994** Kevin Carter, DL (CS, FB News, Spt. News, UPI, Camp)
Jack Jackson, WR (AP, Coaches, CS, FB News, FWA, SH, Spt. News, UPI)
- 1995** Jason Odom, Tackle (AP, Coaches, FB News, FWA, Spt. News, UPI, Camp)
Danny Wuerffel (FB News)
- 1996** Danny Wuerffel, QB (Associated Press, Football News, Coaches, Spt. News)
Ike Hilliard, WR (Football News, Coaches)
Reidel Anthony, WR (Associated Press, Football Writers, Spt. News)
- 1997** Jacques Green, WR (FWA, Camp, AP)
Fred Weary, DB (FB News, Camp, Spt. News, AFCA)
- 1998** Jevon Kearse, LB (Walter Camp, Football News)
Mike Peterson, LB (Sporting News)
- 1999** Alex Brown, DE (Walter Camp, Football News)
- 2000** Lito Sheppard, DB (Coaches, CNN SI)
- 2001** Alex Brown, DE (Camp, AP, FWA)
Mike Pearson, OL (Spt. News, AP, FWA)
Jabar Gaffney, WR (Camp, Spt. News, AP, Coaches, FB News, FWA)
Rex Grossman, QB (Camp, AP, FB News)
- 2003** Keiwan Ratliff, DB (AP, SI.com, Camp, FWA, Spt. News, ESPN.com)
Ben Troupe, TE (SI.com, ESPN.com)
Channing Crowder, LB (ESPN.com)
- 2006** Reggie Nelson, DB (AP, Camp, FWA)
- 2007** Tim Tebow, QB (AP, Camp, FWA)
- 2008** Brandon Spikes, LB (Consensus)
Brandon James, RS (Consensus)
- 2009** Aaron Hernandez, TE (AP, Spt. News)
Joe Haden, DB (Consensus)
Brandon Spikes, LB (Camp, Spt. News)
Maurkice Pouncey, C (Camp, FWA, Spt. News)
- 2010** Chas Henry, P (AP, SI, Spt. News)
- 2011** Caleb Sturgis, PK (ESPN)
- 2012** Matt Elam, SAF (AP, SN, SI, CBS)
Caleb Sturgis, PK (SN)
Shariff Floyd, DL (SN)

GEORGIA

- 1913** Bob McWhorter, HB (Parke Davis, NY Herald)
- 1923** Joe Bennett, Tackle (NEA, Billy Evans)
- 1927** I.M. (Chick) Shiver, End (AP, Rice)
Tom A. Nash, End (AAB)
- 1930** Herb Maffett, End (NY Post)
Ralph (Red) Maddox, Guard (NS)
- 1931** Vernon (Caffish) Smith, End (AP, Rice)
- 1937** William Hartman, Jr., (AA Board of FB)
- 1941** Frank Sinkwich, HB (AP, UPI, CP, AAB, Colliers, Look, Liberty, Esquire, Post, Time, Spt. News)
- 1942** Frank Sinkwich, HB (AP, UPI, INS, NEA, CP, Colliers, Look, Liberty, Esquire, Post, Time, Spt. News)
George Poschner, End (Look)
- 1945** Mike Castronis, Tackle (NS)
- 1946** Charley Trippi, TB (AP, UPI, INS, NEA, Colliers, Life, Look, Post)
Herb St. John, Guard (NCAA Guide)
- 1947** Dan Edwards, End, (Coaches)
- 1948** John Rauch, QB (Rice, AAB)
- 1953** Johnny Carson, End (FWA, Paramount News)
- 1959** Pat Dye, Guard (FB News)
- 1960** Pat Dye, Guard (FB News)
- 1964** Jim Wilson, Tackle (AP, NEA, FWA-Look)
Ray Rissmiller, Tackle (Time, Spt. News)

HONORS & ACCOLADES



MISSISSIPPI STATE • MISSOURI • SOUTH CAROLINA • TENNESSEE • TEXAS A&M • VANDERBILT

- 1965** George Patton, Tackle (AP, FWAA-Look, FB News)
1966 George Patton, Tackle (AP, CP, NY News, FB News)
 Edgar Chandler, Guard (NEA)
1967 Edgar Chandler, Guard (AP, UPI, NEA, CP, FWAA-Look, Coaches, Camp, Time, Spt. News, FB News, NY News)
1968 Bill Stanfill, Tackle (AP, UPI, CP, FWA-Look, Coaches, Spt. News, FB News, NY News, Camp, Time)
 Jake Scott, Safety (AP, UPI, NEA, FWAA-Look, Coaches, FB News, NY News, Camp)
1969 Steve Greer, Guard (FB News, Sports Extra)
 Tommy Lyons, Center (Sports Extra)
1970 Tommy Lyons, Center (Sports Extra, Look)
1971 Royce Smith, Guard (AP, UPI, NEA, CP, FWAA, Coaches, Camp, Spt. News, FB News, Time)
1974 Craig Hertwig, Guard (AP)
1975 Randy Johnson, Guard (AP, UPI, Coaches, Camp)
1976 Joel Parrish, Guard (UPI, FWAA, Coaches, Camp, FB News)
 Mike Wilson, Tackle (AP, NEA)
1977 George Collins, Guard (Spt. News)
1980 Herschel Walker, RB (AP, UPI, NEA, FWAA, Coaches, Camp, Spt. News) Rex Robinson, PK (UPI, NEA, FWAA, Camp, FB News)
 Scott Woerner, DB (UPI, Coaches, Camp, FB News)
1981 Herschel Walker, RB (AP, UPI, NEA, FWAA, Coaches, Camp, Spt. News, FB News)
1982 Herschel Walker, RB (AP, UPI, Coaches, FB News, FWAA, Camp)
 Terry Hoage, R (AP, UPI, Coaches, Camp)
 Jimmy Payne, T (Camp)
1983 Terry Hoage, R (Camp, Coaches, FB News, FWAA, Spt. News, UPI)
 Kevin Butler, PK (FB News)
 Freddie Gilbert, DT (UPI)
1984 Kevin Butler, PK (UPI, FWAA-Look, FB News, Coaches, Camp)
 Jeff Sanchez, S (UPI, Coaches, FB News)
1985 John Little, R (FB News)
 Peter Anderson, C (Coaches, AP, UPI, Spt. News, College & Pro Weekly)
1986 John Little, R (FB News, Camp, College & Pro Weekly)
 Wilbur Stozier, T (FB News)
1988 Troy Sadowski, TE (Camp)
 Todd Wheeler, C (College & Pro Weekly)
 Tim Worley, RB (Coaches, FWAA, Camp, Scripps-Howard, Gannett News)
1992 Garrison Hearst, RB (AP, UPI, Kodak, Camp, FB News, FWAA, Spt. News)
1993 Bernard Williams, OT (FB News)
1994 Eric Zeier, QB (Coaches)
1997 Matt Stinchcomb, OT (AFCA)
 Hines Ward, AP (FD)
1998 Matt Stinchcomb, OT (Walter Camp, Football News, AFCA, AP)
 Champ Bailey, DB (Walter Camp, Football News, FWAA, AFCA, AP)
2000 Richard Seymour, DT (Coaches, Camp)
2002 Boss Bailey, OLB (AFCA, Camp)
 David Pollack, DE (CNNSI, FWAA, TSN, ESPN, AP)
 Jon Stinchcomb, OT (Camp)
2003 Sean Jones, DB (AFCA)
 David Pollack, DE (AFCA)
2004 David Pollack, DE (Camp, AFCA, SI.com, ESPN.com, AP, FWAA)
 Thomas Davis, DB (Camp, AFCA, Spt. News, Rivals.com)
2005 Max Jean-Gilles, OL (WC, AFCA, ESPN.com, AP, Spt. News, CFN, Rivals)
 Greg Blue, DB (WC, AFCA, SI.com, ESPN.com, AP, Spt. News, CFN)
2008 Knowshon Moreno, RB (AFCA)
2009 Drew Butler, P (Consensus)
2010 Justin Houston, LB (FWAA)
2011 Jarvis Jones, LB (Consensus)
 Orson Charles, TE (AFCA)

- Bacarri Rambo, SAF (AP, Rivals)
 Drew Butler, P (Capital One)
2012 Jarvis Jones, LB (Consensus)

KENTUCKY

- 1942** Clyde Johnson, Tackle (AP)
1949 Bob Gain, Tackle (All-Players, NY Sun, NEA)
1950 Bob Gain, Tackle (AP, UPI, INS, NEA, CP, FWAA-Look, AAB, NY News, FD, Par. News)
 Vito (Babe) Parilli, QB (AP, INS, Colliers, NY News, Spt. News, Par. News, AAB)
1951 Vito (Babe) Parilli, QB (UP, INS, NEA, CP, AAB, NY News, All-Players, Par. News, Grid. News, QB, Farley, Husing)
 Doug Moseley, Center (AP, FWAA-Look)
1952 Steve Meilinger, End (AP, NEA, All-Players)
1953 Steve Meilinger, End (NEA, Colliers, AAB, Williamson)
1955 Howard Schnellenberger, End (AP)
1956 Lou Michaels, Tackle (UP, NA, Colliers, NY News)
1957 Lou Michaels, Tackle (AP, NEA, FWAA-Look, Coaches, Hearst, CP, NY News, Spt. News)
1961 Irv Goode, Center (Time)
1963 Hershel Turner, Tackle (Time)
1965 Sam Ball, Tackle (UPI, NEA, FWAA-Look, Coaches, Time, Spt. News)
 Rodger Bird, HB (Time, NBC)
 Rick Norton, QB (Time, NBC)
1974 Elmore Stephens, TE (Time)
 Rick Nuzum, Center (NEA)
1976 Warren Bryant, Tackle (Coaches Camp)
1977 Art Still, End, (AP, UPI, NEA, Coaches, FWAA, Camp, Spt. News, FB News)
1989 Mike Pfeifer, OT (FB News)
1998 Tim Couch, QB (Walter Camp, FWAA)
1999 James Whalen, TE (AP, FWAA)
2002 Derek Abney, RS (CNNSI, FWAA, TSN, Camp, ESPN, AP)
2010 Randall Cobb, AP (AP, SI)

LSU

- 1935** Gaynell Tinsley, End (AP)
1936 Gaynell Tinsley, End (AP)
1939 Ken Kavanaugh, End (AP)
1951 George Tarasovic, Center (NEA)
1954 Sid Fournet, Tackle (Look, FWAA, NEA, UPI, AP, Williamson, INS)
1957 Jimmy Taylor, FB (FWAA-Look)
1958 Max Fugler, Center (FWAA-Look, NBC)
 Billy Cannon, HB (AP, UPI, NEA, CP, Coaches, Spt. News, NY News, FWAA-Look, Time, NBC, Leahy)
1959 Billy Cannon, HB (AP, UPI, NEA CP, Coaches, FWAA-Look, Spt. News, NY News, NBC, Hearst)
1961 Roy Winston, Guard (AP, UPI, NEA, CP, FWAA-Look, Coaches, NY News, Spt. News, Time)
1962 Jerry Stovall, HB (AP, UPI, NEA, CP, FWAA-Look, Coaches, NY News, Spt. News, Time, CBS)
 Fred Miller, Tackle (FWAA-Look)
1963 Billy Truax, End (FB News)
1964 Remi Prudhomme, Tackle (NEA, NY News, FB News)
1965 George Rice, Tackle (Time, Spt. News)
 Doug Moreau, End (FB News)
1967 John Garlington, End (Coaches)
1969 George Bevan, LB (FWAA-Look, Coaches)
 Tommy Casanova, DB (FB News)
1970 Mike Anderson, LB (AP, UPI, CP, FWAA-Look, Coaches, FB News, Time)
 Tommy Casanova, DB (AP, Coaches)
1971 Tommy Cassanova, DB (UPI, CP, FWAA, Camp, FB News, Time)
 Ronnie Estay, Tackle (Coaches)
1972 Bert Jones, QB (UPI, NEA, Coaches, Time, Spt. News)
 Warren Capone, LB (FWAA)
1973 Tyler Lafauci, Guard (AP, NEA, Camp)

- Warren Capone, LB (FWAA, Coaches)
1974 Mike Williams, DB (Coaches, Spt. News, Time)
1977 Charles Alexander, RB (UPI, Coaches, FWAA, Camp)
1978 Charles Alexander, RB (Coaches, FWAA, Camp, Spt. News, NEA)
 Robert Dugas, OT (FB News)
1982 James Britt, DB (NEA)
 Al Richardson, LB (FB News)
1983 Eric Martin, SE (Spt. News)
1984 Lance Smith, OT (UPI, Coaches, FB News)
1985 Michael Brooks, LB (AP, Scripps-Howard, College & Pro Weekly)
1986 Wendell Davis, SE (Spt. News, College & Pro Weekly, FWAA)
1987 Wendell Davis, WR (Coaches, FWAA, Scripps-Howard, FB News, UPI, College & Pro Weekly)
 Nacho Albergamo, C (Coaches, Camp, AP, UPI, College & Pro Weekly)
1988 Greg Jackson, DB (Gannett News)
1996 Kevin Faulk, AP (Associated Press)
1997 Alan Faneca, OG (FB News, Camp, Spt. News, AP, FD)
 Chad Kessler, P (AFCA, FB News, Camp, Spt. News, AP)
1998 Anthony McFarland, DT (FB News, AP)
 Todd McClure, C (AFCA)
2001 Josh Reed, WR (Camp, Spt. News, AP, FWAA)
2002 Bradie James, LB (AFCA, TSN)
2003 Skyler Green, RS (SI.com, ESPN.com)
 Chad Lavalais, DT (AP, SI.com, ESPN.com, Camp, FWAA, Spt. News)
 Stephen Peterman, OL, (SI.com, ESPN.com, Spt. News)
 Corey Webster, DB (AFCA)
2004 Marcus Spears, DE (Camp, AFCA, AP)
 Ben Wilkerson, C (AFCA, Spt. News)
 Corey Webster, DB (AFCA, Spt. News)
2005 Claude Wroten, DL (CFN)
 Kyle Williams, DL (Rivals)
 Skyler Green, PR (Rivals)
2006 Glenn Dorsey, DT (AP, AFCA)
 LaRon Landry, DB (AP, AFCA)
2007 Glenn Dorsey, DT (AP, Camp, AFCA, FWAA)
 Craig Steltz, S (AP, Camp, FWAA)
2008 Herman Johnson, OL (AP)
2010 Patrick Peterson, DB/KR/PR (Consensus)
 Josh Jasper, PK (FWAA, Spt. News)
2011 Morris Claiborne, DB (Consensus)
 Tyrann Mathieu, DB (Consensus)
 Tyrann Mathieu, PR ((Rivals, SI.com, CBS)
 Will Blackwell, OG (ESPN, Rivals)
 Sam Montgomery, DE (FWAA, PFW)
 Brad Wing, P (AP, CBS, SI.com)
2012 Eric Reid, DB (Consensus)
 Kevin Minter, LB (SI)

OLE MISS

- 1936** Frank (Bruiser) Kinard, Tackle (NS, AAB)
1937 Frank (Bruiser) Kinard, Tackle (UP, INS, NEA, NY News, Par. News, Fox-Movietone)
1938 Parker Hall, HB (AP, UP, NY Sun, (Brooklyn Eagle, Williamson)
1947 Charlie Conerly, TB (UP, INS, NEA, FWAA-Look, All-Players, PIC, Houlgate, Williamson)
 Barney Poole, End (UP, Coaches, AAB, PIC, QB, NY News, Par. News, Houlgate, Williamson)
1948 Barney Poole, End (AP, INS, All-Players, Houlgate, Williamson, Fraley, Bill Stern)
1952 Kline Gilbert, Tackle (AP, FWAA-Look, FB Digest)
 Jimmy Lear, QB (Red Grange)
1953 Crawford Mims, Guard (AP, UP, NEA, FWAA-Look, Colliers, NBC, FD, Spt. News, Williamson)
1954 Rex Boggan, Tackle (AP)
1956 Paige Cothren, FB (College Editors)
1957 Jackie Simpson, Guard (Coaches, FWAA-Look)



HONORS & ACCOLADES

ALABAMA • ARKANSAS • AUBURN • FLORIDA • GEORGIA • KENTUCKY • LSU • OLE MISS

- 1959 Charles Flowers, FB (AP, UPI, NEA, CP, FWAA-Look, Coaches, NBC, Spt. News, NY News)
Marvin Terrell, Guard (FWAA-Look)
- 1960 Jake Gibbs, QB (AP, UPI, NEA, CP, FWAA-Look, Coaches, NY News, Spt. News, NBC)
- 1961 Billy Ray Adams, FB (FWAA-Look)
Jim Dunaway, Tackle (FB News)
Treva Bolin, Guard (Time)
Doug Elmore, QB (CP)
- 1962 Jim Dunaway, Tackle (NEA, UPI, NY News, Time, CBS, Spt. News, FB News)
Glynn Griffing, QB (FWAA-Look)
- 1963 Kenny Dill, Center (FWAA-Look, FB News)
- 1964 Allen Brown, End (AP, Time, Spt. News)
Stan Hindman, Guard (Time, NBC, Spt. News, FB News)
Billy Clay, DB (Spt. News)
- 1967 Jim Urbanek, Tackle (FB News)
- 1969 Archie Manning, QB (FB News)
Glenn Cannon, Safety (Coaches, Spt. News, Time)
- 1970 Archie Manning, QB (FB News)
- 1973 Harry Harrison, DB (NEA)
- 1979 Jim Miller, Punter (UPI, NEA, FWAA, Camp, Spt. News)
- 1984 Freddie Joe Nunn, DE (UPI, FB News)
- 1985 Bill Smith, P (FB News, FWAA, College & Pro Weekly)
- 1986 Bill Smith, P (FB News, Camp, College & Pro Weekly)
- 1988 Wesley Walls, TE (AP)
- 1992 Everett Lindsay, OT (AP, FWAA)
- 1998 Rufus French, TE (Walter Camp, Football News, AFCA, AP, The Sporting News)
- 2000 Ken Lucas, DB (Rivals)
- 2001 Terrence Metcalfe, OT (Camp, Coaches, FB News)
- 2006 Patrick Willis, LB (AP, Camp, FWAA)
- 2008 Michael Oher, OL (Consensus)
Peria Jerry, DT (AP)

MISSISSIPPI STATE

- 1940 Erwin (Buddy) Elrod, End (NCAA Guide)
- 1951 Joe Fortunato, FB (Athletic Pub.)
- 1953 Jackie Parker, QB (FWAA-Look)
- 1954 Hal Easterwood, Center (FWAA-Look)
- 1955 Scott Suber, Guard (NEA)
Art Davis, HB (FWAA-Look)
D.D. Lewis, LB (NEA, NY News)
- 1972 Frank Dowsing, DB (FB News)
- 1974 Jimmy Webb, DE (Coaches, Camp)
- 1976 Stan Black, Safety (NEA)
- 1980 Mardye McDole, WR (Spt. News)
- 1981 Johnnie Cooks, LB (AP, NEA, FWAA, Spt. News, FB News)
Glen Collins, DT (Spt. News)
- 1982 Wayne Harris, OG (Spt. News, Mizlou)
- 1994 Eric Moulds, RS (AP)
- 1999 Barrin Simpson, LB (Sporting News)
- 2000 Fred Smoot, DB (AP, Spt. News, FB News, Camp)
- 2011 Fletcher Cox, DT (PFW)
- 2012 Johnthan Banks, DB (WC, FWAA)

SOUTH CAROLINA

- 1954 Frank Mincevich, G (FWAA)
- 1969 Warren Muir, FB (Coaches)
- 1970 Dick Harris, DB (Coaches, FB News)
- 1972 John LeHeup, DT (Coaches)
- 1978 Rick Sanford, DB (Spt. News)
- 1979 George Rogers, RB (AP)
- 1980 George Rogers, RB (AP, UPI, Coaches, FB News, Spt. News, Camp, FWAA)
- 1982 Andrew Provence, DT (Spt. News)
- 1984 Del Wilkes, OG (AP, Camp, Coaches)
James Seawright, LB (AP, FWAA)
- 1986 Sterling Sharpe, WB (FWAA, Spt. News)
- 2000 Sheldon Brown, DB (Coaches)
- 2001 Kalimba Edwards, LB (Spt. News)
- 2005 Ko Simpson, DB (CBS, CFN, FWAA)
- 2009 Eric Norwood, LB (AP, Camp, SI)

- 2010 Alshon Jeffery, WR (AFCA, FWAA)
- 2011 Melvin Ingram, DL (Consensus)
- 2012 Jadeveon Clowney, DL (Consensus)

TENNESSEE

- 1929 Gene McEver, HB (UP, NEA)
- 1930 Bobby Dodd, QB (NEA, Rice)
- 1931 Herman Hickman, Guard (Rice)
- 1933 Beattie Feathers, HB (AP, UP, Rice)
- 1938 Bowden Wyatt, End (UP, INS, Rice)
Bob Suffridge, Guard (UP)
- 1939 George Cafego, HB (INS)
Bob Suffridge, Guard (UP, INS)
Ed Malinski, Guard (Rice)
Abe Shires, Tackle (INS)
- 1940 Bob Suffridge, Guard (AP, UP, INS, Rice)
Bob Foxx, HB (INS)
- 1944 Bob Dobelstein, Guard (NY Sun)
- 1946 Dick Huffman, Tackle (AP, Rice)
- 1950 Ted Daffer, Guard (Colliers)
Bud Sherrod, End (NEA)
- 1951 Hank Lauricella, HB (AP, UP, NEA, INS, CP, FWAA-Look, Colliers, AAB, NY News, All-Players, QB, Par. News, Fraley, Husing)
Ted Daffer, Guard (INS, NEA, NY News)
Bill Pearman, Tackle (AP, NEA, FWAA-Look, NY News)
- 1952 Doug Atkins, Tackle (INS, AAB, NY News)
John Michels, Guard (AP, UP, NEA, FWAA-Look, AAB, QB, NY News, All-Players)
- 1954 Darris McCord, Tackle (FWAA-Look)
- 1956 Johnny Majors, HB (AP, UP, INS, NEA, FWAA-Look, Colliers, Hearst, Spt. News, NY News, NBC, Leahy)
Kyle (Buddy) Cruze, End (FWAA-Look)
Bill Johnson, Guard (NEA, FWAA-Look)
- 1963 Steve DeLong, Guard (FWAA-Look, FB News)
- 1964 Steve DeLong, Guard (AP, NEA, FWAA-Look, NY News, NBC, Time, Spt. News, FB News)
- 1965 Frank Emanuel, LB (AP, NEA, FWAA-Look, Time, Spt. News, FB News)
- 1966 Paul Naumoff, LB (AP, UPI, FWAA-Look, Coaches, FB News)
Austin Denney, End (NEA)
Ron Widby, Punter (Spt. News)
Bob Johnson, Center (FB News)
- 1967 Bob Johnson, Center (AP, UPI, NEA, FWAA-Look, Coaches, Time, Spt. News, NY News)
Al Dorsey, DBI (UPI, NY News, FB News)
Richmond Flowers, WB (FB News)
- 1968 Charley Rosenfelder, Guard (AP, UPI, NEA, CP, FWAA-Look, Coaches, NY News, Camp)
Steve Kiner, LB (AP, CP, FWAA-Look, FB News)
- 1969 Jim Weatherford, DB (Coaches)
Chip Kell, Guard (AP, UPI, CP, FWAA-Look, Coaches, FB News, NY News, Camp)
Steve Kiner, LB (AP, UPI, NEA, CP, FWAA-Look, Coaches, FB News, NY News, Spt. News, Camp, Time)
Jack Reynolds, LB (FB News)
- 1970 Chip Kell, Guard (AP, UPI, NEA, CP, FWAA-Look, Coaches, FB News)
Jackie Walker, LB (NEA, FB News)
- 1971 Bobby Majors, DB (AP, UPI, NEA, CP, FWAA, Time, Coaches, Camp, Spt. News, FB News)
Jackie Walker, LB (UPI, CP, FWAA, Camp, FB News)
- 1972 Jamie Rotella, LB (UPI, Coaches, FB News)
Conrad Graham, DB (UPI, FB News)
Ricky Townsend, PK (FWAA)
- 1973 Eddie Brown, DB (FB News)
Ricky Townsend, PK (FWAA)
- 1975 Larry Seivers, End (AP, FWAA, FB News)
- 1976 Larry Seivers, End (AP, UPI, NEA, Coaches, Camp, Spt. News, FB Today)
- 1979 Roland James, DB (UPI, NEA, Coaches, FWAA, Camp, Spt. News, FB News)

- 1982 Willie Gault, WR (NEA, FWAA)
- 1983 Reggie White, DT (Camp, Coaches, FB News, FWAA, AP, UPI, Spt. News)
Jimmy Colquitt, P (Camp)
- 1984 Bill Mayo, OG (UPI, FB News, Camp)
- 1985 Tim McGee, WR (AP, UPI, Coaches, College & Pro Weekly)
Chris White, S (Scripps-Howard)
- 1987 Harry Galbreath, OG (Spt. News)
- 1988 Keith Delong, LB (AP, UPI, Spt. News, Gannett News)
- 1989 Eric Still, OG (AP, UPI, Coaches, Camp, FWAA, Scripps-Howard, Spt. News)
- 1990 Antone Davis, OT (AP, Camp, Coaches, FB News, FWAA, Scripps Howard)
- 1991 Dale Carter, DB (AP, Camp, FB News, FWAA, Scripps Howard)
Carl Pickens, WR (Coaches, FB News, Scripps Howard)
- 1993 John Becksvoort, PK (FWAA, Scripps Howard)
- 1994 Jeff Smith, OG (SH)
- 1997 Peyton Manning, QB (FB News, FWAA, Camp, Spt. News, AP, AFCA, FB Digest)
- 1998 Al Wilson, LB (FWAA, AFCA, AP)
- 1999 Cosey Coleman, OL (AP, Camp, FB News, FWAA, Coaches)
Deon Grant, DB (AFCA, Camp, Spt. News)
Raynoch Thompson, LB (AFCA)
- 2000 John Henderson, DT (AP, Coaches, FWAA, Spt. News, Rivals, FB News, CNN SI)
Alex Walls, PK (Rivals)
- 2001 John Henderson, DT (Camp, Spt. News, AP, Coaches, FWAA)
Travis Stephens, RB (AP, FWAA)
- 2003 Dustin Colquitt, P (AP, Camp, FWAA, Spt. News)
- 2004 Michael Munoz, OL (AFCA, AP)
Kevin Burnett, LB (AFCA)
Jesse Mahelona, DT (Spt. News)
- 2006 Robert Meachem, WR (FWAA)
Aaron Sears, OL (Camp, AFCA)
- 2007 Daniel Lincoln, PK (FWAA)
- 2008 Eric Berry, UT (Consensus)
- 2009 Eric Berry, UT (Consensus)

TEXAS A&M

- 2012 Luke Joeckel, OT (Consensus)
Johnny Manziel, QB (Consensus)
Damontre Moore, DL (AFCA)

VANDERBILT

- 1911 Ray Morrison, QB (NY World)
- 1923 Lynn Bomar, End (Camp, Frank Menke)
- 1924 H.C. (Heck) Wakefield, End (NS, Lawrence Perry, Billy Evans)
- 1927 Bill Spears, QB (AP, NEA)
- 1928 Dick Abernathy, End (CP)
- 1929 John "Bull" Brown, Guard (Coaches)
- 1932 Pete Gracey, Center (UP)
- 1937 Carl Hinkle, Center (AP, Rice, Liberty)
- 1941 Bob Gude, Center (Paramount News)
- 1950 Bucky Curtis, End (INS, FWAA-Look)
- 1958 George Deiderich, Guard (AP, FWAA-Look, Coaches)
- 1968 Chip Healy, LB (CP)
- 1969 Bob Asher, Tackle (NEA, CP)
- 1972 Ken Stone, DB (Gridiron)
- 1974 Barry Burton, TE (FB News)
- 1982 Jim Arnold, P (AP, UPI, FWAA, Coaches, FB News)
Allama Matthews, TE (FB News)
- 1983 Chuck Scott, TE (Spt. News)
- 1984 Ricky Anderson, P (AP, UPI, Coaches Football Writers, FB News, Camp)
- 1987 Chris Gaines, LB (Coaches)
- 1996 Bill Marinangel, P (Spt. News)
- 1997 Jamie Duncan, LB (FWAA, AFCA)
- 2008 D.J. Moore, DB (Spt. News)

HONORS & ACCOLADES



MISSISSIPPI STATE • MISSOURI • SOUTH CAROLINA • TENNESSEE • TEXAS A&M • VANDERBILT

2012 SEC ACADEMIC HONOR ROLL

Alabama	Sport	Major
Michael Altier	Football	Mechanical Engineering
Kenny Bell	Football	Health Studies
Deion Belue	Football	Human Environmental Sciences
Levi Cook	Football	General Business
Paden Crowder	Football	Engineering
Phillip Ely	Football	Marketing
Cade Foster	Football	Marketing
Jalston Fowler	Football	Health Studies
Daniel Geddes	Football	Management
Ben Howell	Football	Operations Management
Aaron Joiner	Football	General Business/Pre Med
Barrett Jones	Football	Accounting
Harrison Jones	Football	Marketing
Ryan Kelly	Football	Business
Arie Kouandjio	Football	Finance
Wilson Love	Football	Marketing
William Ming	Football	Marketing
Harold Nicholson	Football	Business
Kevin Norwood	Football	Health Studies
Parker Philpot	Football	General Business
Matt Sandlin	Football	History
Vinnie Sunseri	Football	Management
M. K. Taylor	Football	Business
Carson Tinker	Football	Marketing
Brian Vogler	Football	Management
Chance Warmack	Football	Communication Studies
Jeremy Watson	Football	Biology
Jesse Williams	Football	Human Environmental Sciences
Kellen Williams	Football	History

Arkansas	Sport	Major
Brandon Allen	Football	Recreation & Sport Mgt.
Dakota Baggett	Football	Undecided
Dylan Breeding	Football	Marketing
Nick Brewer	Football	Marketing
Brian Buehner	Football	Finance
Alex Cacciarelli	Football	Marketing
Marcus Danenhauer	Football	Kinesiology
Alan D'Appollonio	Football	Political Science
Alfred Davis	Football	Recreation & Sport Mgt.
Tyler Deacon	Football	Kinesiology
Trey Flowers	Football	Business
Raymond Gervasi	Football	Marketing
Andrew Gorton	Football	Recreation & Sport Mgt.
Jared Green	Football	Sociology
Javontee Herndon	Football	Communication
Price Holmes	Football	Kinesiology
Austin Jones	Football	Journalism
Davis McElroy	Football	Kinesiology
Christopher Stringer	Football	History
Austin Tate	Football	Agricultural Business
Brad Taylor	Football	Biology
Alex Voelzke	Football	Industrial Engineering

Auburn	Sport	Major
Joel Bonomolo	Football	Interdisciplinary Studies
Ryan Carter	Football	Pre-Business
Steven Clark	Football	Exercise Science
Chris Davis	Football	Public Administration
Adam Dyas	Football	Biomedical Sciences Pre-Med
Tunde Fariyike	Football	Biomedical Sciences Pre-Med
Trent Fisher	Football	Communication
Alex Kozan	Football	Pre-Business
Robert Leff	Football	Pre-Electrical Engineering
Jake Lembke	Football	Wildlife Ecology & Management
Philip Lutzenkirchen	Football	Communication
Duncan McKinney	Football	Pre-Business
Ashton Richardson	Football	Animal Sciences Pre-Vet
Greg Robinson	Football	Sociology
Avery Young	Football	Fitness, Conditioning & Performance
Patrick Young	Football	Undeclared Sciences and Math

Florida	Sport	Major
Stephen Alli	Football	Psychology
Jonathan Bostic	Football	Health Education and Behavior
Jeremy Brown	Football	Sociology & Criminology
Clay Burton	Football	Criminology
Kyle Christy	Football	Psychology
Tim D. Clark	Football	Sport Management
Jeff Driskel	Football	Sports Management
Drew Ferris	Football	Psychology
Frankie Hammond, Jr.	Football	Telecommunications - Media & Society
Antonio Morrison	Football	Social & Behavioral Sciences
Marcus Roberson	Football	Sociology
Valdez Showers	Football	Criminology
Caleb Sturgis	Football	Master's In Management
Michael McNeely	Football	Applied Physiology Kinesiology
Ryan Parrish	Football	Biology

Brad Phillips	Football	Social & Behavioral Sciences
Christian Provancha	Football	Environmental Studies
Jesse Schmitt	Football	Political Science/Economics
Evan Schroeder	Football	General Business
Francisco Velez	Football	Political Science

Georgia	Sport	Major
Faton Bauta	Football	Unspecified
Greg Bingham	Football	International Affairs
Taylor Bradberry	Football	Health Promotions
Christopher Burnette	Football	Finance
Corey Campbell	Football	Biological Science
Luis Capella	Football	Finance
Christian Conley	Football	Journalism
Watts Dantzler	Football	Health & Physical Education
Scott Eichler	Football	Agricultural Engineering
Michael Erdman	Football	Management
Adam Erickson	Football	Real Estate
Reuben Faloughi	Football	Psychology
Ty Frix	Football	Biological Engineering/MBA
Austin Herod	Football	Exercise & Sport Science
Ethan Jackson	Football	Exercise & Sport Science
Jesse Jones	Football	International Affairs
Kyle Karempeles	Football	Management
Richard Lowe	Football	Biology
Arthur Lynch	Football	History
Keith Marshall	Football	Management
Hutson Mason	Football	Communication Studies
Taylor Maxey	Football	Finance
Rhett McGowan	Football	Sport Management
Gregory Mulkey	Football	Agricultural Engineering
Aaron Murray	Football	Psychology
Connor Norman	Football	Exercise & Sport Science
Alexander Parsons	Football	Exercise & Sport Science
Jamal Payette	Football	Finance
Geoffrey Rapp	Football	Psychology
Lucas Redd	Football	Health & Physical Education
Ben Reynolds	Football	Biology
Christian Robinson	Football	Sport Management
Dustin Royston	Football	Political Science
Garrison Smith	Football	History
Michael Thornton	Football	Communication Studies
Kosta Vavlas	Football	Biological Sciences
Hugh Williams	Football	Advertising
Drew Wilson	Football	Mathematics Education

Kentucky	Sport	Major
Matthew Adolph	Football	Business Management
Tyler Brause	Football	Exercise Science
Kory Brown	Football	Community Communications and Leadership Development
Kyle Budde	Football	Economics
Tyler Davenport	Football	Exercise Science/Psychology
Steven Duff	Football	Business Management
Josh Forrest	Football	Undergraduate Studies
Max Godby	Football	Communication
Jack Gruenschlaeger	Football	Accounting
Cody Jones	Football	Psychology
Jared Leet	Football	Undergraduate Studies
Patrick Ligon	Football	Agricultural Economics
Joe Mansour	Football	Business Management/Marketing
Kelly Mason	Football	Business Management
Craig McIntosh	Football	Exercise Science
Morgan Newton	Football	Business Management
Tyler Robinson	Football	Kinesiology/Health Promotion
Matt Smith	Football	Community Communications and Leadership Development/Middle School Education
Zach West	Football	Political Science
Taylor Wyndham	Football	Community Communications and Leadership Development

LSU	Sport	Major
Logan Boudreaux	Football	Accounting
Chase Clement	Football	Interdisciplinary Studies
Cleveland Davis	Football	Sports Administration
Benjamin Domingue	Football	International Trade & Finance
Joshua Dworaczky	Football	Sports Administration
Seth Fruge	Football	Nutritional Science
James Hairston	Football	Finance
Grant Leger	Football	Kinesiology
Kevin Minter	Football	Sports Administration
Eric Reid	Football	Business Management
Nick Rice	Football	Finance
Jason Slaydon	Football	Psychology
Clayton Spencer	Football	Civil Engineering
Paul Turner	Football	Accounting
Tabari Williams	Football	Computer Science

Ole Miss	Sport	Major
Abdul Bangura	Football	Biology
Justin Bigham	Football	Exercise Science
Michael Brown	Football	Park & Recreation Management



HONORS & ACCOLADES

ALABAMA • ARKANSAS • AUBURN • FLORIDA • GEORGIA • KENTUCKY • LSU • OLE MISS

Tyler Campbell	Football	Managerial Finance
Chris Conley	Football	Management
Chris Gill	Football	History
Chase Hughes	Football	Exercise Science
Ethan Hutson	Football	Management
Joel Kight	Football	Journalism
Joshua Lancaster	Football	Biology
Sam Noblin	Football	Psychology
Jack Nuismer	Football	Economics
John Ratliff	Football	Biology
Robert Ratliff	Football	Managerial Finance
Andrew Ritter	Football	Managerial Finance
Bryson Rose	Football	Criminal Justice
Charlie Scott	Football	Managerial Finance
D.T. Shackelford	Football	Graduate
Walker Sturgeon	Football	History
Devin Thomas	Football	Geology

Mississippi State	Sport	Major
Taveze Calhoun	Football	Kinesiology
Dillon Day	Football	Kinesiology
Quay Evans	Football	Criminology
Charles Grandfield	Football	Political Science
Nick Griffin	Football	Kinesiology
Brandon Hill	Football	Kinesiology
PJ Jones	Football	Kinesiology
Daniel Knox	Football	Kinesiology
Cameron Lawrence	Football	Business Administration
Eric Lawson	Football	Kinesiology
Justin Malone	Football	Criminology
Derrick Milton	Football	Industrial Technology
Archie Muniz	Football	Kinesiology
Justin Senior	Football	English
Charles Siddoway	Football	Criminology
Baker Swendenburg	Football	Information Systems
Sam Williams	Football	Kinesiology

Missouri	Sport	Major
Trey Barrow	Football	Nutrition
Michael Brennan	Football	Business
Christian Brinser	Football	Education
Jimmy Burge	Football	Parks, Recreation & Tourism
Brayden Burnett	Football	Business
Taylor Chappell	Football	Health Sciences
Max Copeland	Football	Physics
Tyler Davis	Football	Mechanical Engineering
Alex Demczak	Football	Pre-Communications
Will Ebner	Football	Business
Clayton Echard	Football	Health Sciences
Elvis Fisher	Football	Post Bach
Marvin Foster Jr.	Football	Health Sciences
Michael Godas	Football	Park, Recreation & Tourism
Zaviar Gooden	Football	Business
Mark Hill	Football	Business
Matthew Hoch	Football	Education
Tyler Hunt	Football	Pre-Nutrition
Wesley Leftwich	Football	Pre-Nutrition
Connor McGovern	Football	Agriculture Economics
Jack Meiners	Football	Business
T.J. Moe	Football	Business
Mitch Morse	Football	Hospitality Management
Blake Owens	Football	Health Sciences
Joseph Plevel	Football	Biology
Randy Ponder	Football	Health Sciences
Travis Ruth	Football	Agriculture Economics
Andrew Wilson	Football	Business

South Carolina	Sport	Major
Landon Ard	Football	Sport Management
Jacob Baker	Football	Management
KJ Brent	Football	HRTM
Damiere Byrd	Football	Sport Management
AJ Cann	Football	Sociology
Shon Carson	Football	Sport Management
Andrew Clifford	Football	Sport Management
Gerald Dixon, Jr.	Football	Retail Management
Phillip Dukes	Football	Sociology
Bruce Ellington	Football	Sociology
Travis Ford	Football	Biology
Deon Green	Football	Business
Mason Harris	Football	HRTM
Tyler Hull	Football	Economics
Damario Jeffery	Football	Sport Management
TJ Johnson	Football	Sport Management
Kadatrix Marcus	Football	Business
Davis Moore	Football	Public Health
Drew Owens	Football	Business
Ronald Patrick	Football	Criminal Justice
Kelvin Rainey	Football	Sport Management
Corey Robinson	Football	HRTM
Jared Shaw	Football	Sociology
Brandon Shell	Football	Sport Management
De'Angelo Smith	Football	Sport Management
Brock Stadnik	Football	Business

Clayton Stadnik	Football	Business
Dylan Thompson	Football	Sport Management
Adam Yates	Football	HRTM

Tennessee	Sport	Major
Carson Anderson	Football	Management
Ben Bartholomew	Football	Graduate Student – Non-Degree Seeking
Cody Blanc	Football	Management
Michael Cantwell	Football	Chemical Engineering
Jacob Carter	Football	Sport Management
Alex Ellis	Football	Biomedical Engineering
Channing Fugate	Football	Special Education
Darin Gooch	Football	Logistics
Gregory Grieco	Football	Kinesiology
Christian Harris	Football	Business Administration
Andrew Henry	Football	Mechanical Engineering
Alden Hill	Football	Graphic Design
Daniel Hood	Football	Management
Herman Lathers	Football	Graduate Student – Agricultural Leadership, Education & Communication
Nathan Peterman	Football	Communication & Information
Bryant Plumlee	Football	Pre-Professional Studies
John Propst	Football	Industrial Engineering
Brian Randolph	Football	Management
Zach Rogers	Football	Logistics
Dylan West	Football	Psychology
Justin Worley	Football	Sport Management

Texas A&M	Sport	Major
Taylor Bertolet	Football	Communication
Devonta Burns	Football	Sport Management
Ryan Epperson	Football	Petroleum Engineering
Alex Freeman	Football	Biomedical Science
Matthew Fritsche	Football	Kinesiology
Desmond Gardiner	Football	Ag Leadership & Development
Garrett Gramling	Football	Rec, Park & Tourism Sciences
Dylan Guthrie	Football	Petroleum Engineering
Clay Honeycutt	Football	Health
Shep Klinke	Football	Accounting
Michael Lamothe	Football	Industrial Distribution
Patrick Lewis	Football	University Studies
Jonathan Mathis	Football	Ag Leadership & Development
Jacob Matthews	Football	University Studies
Samuel Moeller	Football	Industrial Distribution
Uzoma Nwachukwu	Football	Sport Management
Justin Ortega	Football	Ag Leadership & Development
Michael Osadebey	Football	University Studies
Ryan Riney	Football	Ag Leadership & Development
Jacob Russell	Football	Petroleum Engineering
Caden Smith	Football	Industrial Distribution
Ryan Swope	Football	University Studies
Steven Terrell	Football	Sport Management
Allen Woodum	Football	Industrial Engineering

Vanderbilt	Sport	Major
Scot Aiello	Football	Human & Organizational Development
Hunter Bowman	Football	Economics
Andrew Bridges	Football	Mechanical Engineering
Hasan Clayton	Football	Sociology
John Cole	Football	General Management
Ryan Fowler	Football	Human & Organizational Development
Josh Grady	Football	Undeclared
Josh Gregory	Football	Undeclared
Daniel Hagaman	Football	Human & Organizational Development
Taylor Hudson	Football	Neuroscience
Alex Hysong	Football	Undeclared
Joshua Jelesky	Football	Economics
Mason Johnston	Football	Economics/History
Richard Kent	Football	Spanish/Interdisciplinary: Corporate Strategy & Management
Fitz Lassing	Football	Economics
Javon Marshall	Football	Human & Organizational Development
Walker May	Football	Human & Organizational Development
Austin Monahan	Football	Leadership & Organizational Performance
Steve Monk	Football	Undeclared
Connor Morrison	Football	Biomedical Engineering
Colt Nichter	Football	Human & Organizational Development
Trent Pruitt	Football	Human & Organizational Development
Spencer Pulley	Football	Human & Organizational Development
Grant Ramsay	Football	Human & Organizational Development
Jordan Rodgers	Football	Human & Organizational Development
Eric Samuels	Football	Special Education
Steven Scheu	Football	Human & Organizational Development
Carey Spear	Football	Human & Organizational Development
Tristan Strong	Football	Human & Organizational Development
Patrick Sutton	Football	Medicine, Health & Society
Johnell Thomas	Football	Human & Organizational Development
John Townsley	Football	Human & Organizational Development
Trey Wilson	Football	Human & Organizational Development
Dillon van der Wal	Football	Human & Organizational Development
Chase White	Football	Human & Organizational Development
Kyle Woestmann	Football	Communication Studies

HONORS & ACCOLADES



MISSISSIPPI STATE • MISSOURI • SOUTH CAROLINA • TENNESSEE • TEXAS A&M • VANDERBILT

SEC NATIONAL ACADEMIC HONORS

CoSIDA Academic All-Americans

(First-Team Selections Only)

- 1954** Harold Easterwood, c, Miss. State
1955 George Walker, QB, Arkansas
1956 Charles Rader, T, Tennessee
1957 Jerry Ford, c, Arkansas
 Gerald Nesbitt, FB, Arkansas
 Jim Phillips, E, Auburn
 Bill Johnson, G, Tennessee
1959 Wayne Harris, c, Arkansas
 Jackie Burkett, c, Auburn
 Mickey Mangham, E, LSU
 Charles Flowers, FB, Ole Miss
 Robert Khayat, G, Ole Miss
1960 Joe Paul Alberty, FB, Arkansas
 Ed Dyas, B, Auburn
 Fran Tarkenton, B, Georgia
 Charles Strange, c, LSU
1961 Tommy Brooker, E, Alabama
 Pat Trammell, B, Alabama
 Lance Alworth, HB, Arkansas
 Billy Joe Booth, T, LSU
 Doug Elmore, QB, Ole Miss
1964 Gaylon McCollough, c, Alabama
 Ken Hatfield, HB, Arkansas
1965 Dennis Homan, SE, Alabama
 Steve Sloan, QB, Alabama
 Jack Brasuell, HB, Arkansas
 Jim Lindsey, WB, Arkansas
 Randy Stewart, c, Arkansas
 Bill Cody, LB, Auburn
 Charles Casey, E, Florida
 Bob Etter, PK, Georgia
 Stan Hindman, G, Ole Miss
 Mark Gentry, T, Tennessee
1966 Bob Etter, PK, Georgia
 Lynn Hughes, DB, Georgia
 Mac Haik, SE, Ole Miss
1967 Bob Childs, LB, Alabama
 Steve Davis, PK, Alabama
 Donnie Sutton, FL, Alabama
 Bob Johnson, c, Tennessee
1968 Bob White, PK, Arkansas
 Bill Stanfill, DE, Georgia
 Steve Hindman, TB, Ole Miss
 Jim Burns, DB, Vanderbilt
1969 Bill Burnett, TB, Arkansas
 Terry Stewart, DB, Arkansas
 Buddy McClinton, DB, Auburn
 Carlos Alvarez, SE, Florida
 Julian Fagan, P, Ole Miss
1970 Johnny Musso, TB, Alabama
 Tim Priest, DB, Tennessee
1971 Johnny Musso, TB, Alabama
 Carlos Alvarez, SE, Florida
 Tom Nash, T, Georgia
 Mixon Robinson, DE, Georgia
 Jay Michaelson, PK, LSU
1972 Frank Dowsing, B, Miss. State
1973 Randy Hall, DT, Alabama
 Tyler Lafauci, OG, LSU
 Joe Winkler, DB, LSU
 Jimmy Webb, DT, Miss. State
1974 Randy Hall, DT, Alabama
 Bobby Davis, LB, Auburn
 Tom Ranieri, G, Kentucky
 Brad Davis, RB, LSU
 Greg Markow, DE, Ole Miss
 Doug Martin, WR, Vanderbilt
1975 Danny Ridgeway, PK, Alabama
 Chuck Fletcher, T, Auburn
 Damon Regen, LB, Vanderbilt
1976 Chris Vacarella, WB, Auburn
 David Posey, PK, Florida
 Will Coltharp, DE, Miss. State
1977 Wes Chandler, WR, Florida
 Jeff Lewis, LB, Georgia
 Robert Dugas, T, LSU
 Robert Fabris, SE, Ole Miss
 George Plasketes, DE, Ole Miss
 Greg Martin, PK, Vanderbilt

- 1978** Mark Keen, c, Kentucky
 Jim Kovach, LB, Kentucky
1979 Major Ogilvie, RB, Alabama
 Brad Shoup, DB, Arkansas
1980 Cris Collinsworth, WR, Florida
 Ken Toler, WR, Ole Miss
 Tim Irwin, OT, Tennessee
1982 Terry Hoage, DB, Georgia
 Mike Terry, DE, Tennessee
1983 Terry Hoage, DB, Georgia
 Phil Roach, WR, Vanderbilt
1984 Gregg Carr, LB, Auburn
 Juan Carlos Betanzos, PK, LSU
1985 Ken Pietrowiak, c, Kentucky
 Danny Hoskins, OG, Ole Miss
 Jeff Noblin, DB, Ole Miss
1986 Nacho Albergamo, c, LSU
 Danny Hoskins, OG, Ole Miss
 Jeff Noblin, DB, Ole Miss
1987 Danny Hoskins, OG, Ole Miss
 Mark Fryer, OT, South Carolina
1988 Wesley Walls, TE, Ole Miss
 Mark Fryer, OT, South Carolina
1989 Todd Sandroni, DB, Ole Miss
 Bo Russell, DB, Miss. State
1991 Brad Culpepper, DT, Florida
 Joe Reaves, LB, South Carolina
1992 Todd Peterson, PK, Georgia
1993 Michael Gilmore, DB, Florida
1994 Terry Dean, QB, Florida
 Michael Blanchard, OL, LSU
 Matt Hawkins, PK, Auburn
 Michael Gilmore, DB, Florida
1995 Danny Wuerffel, QB, Florida
1996 Danny Wuerffel, QB, Florida
1997 Peyton Manning, QB, Tennessee
 Matt Stinchcomb, OL, Georgia
 Chad Kessler, P, LSU
1998 Matt Stinchcomb, OL, Georgia
 Jeff Zurcher, DB, Kentucky
2000 Scott Westerfield, PK, Miss. State
2001 Jon Stinchcomb, OL, Georgia
2002 Jon Stinchcomb, OL, Georgia
 Rodney Reed, OL, LSU
 Hunter Hillenmeyer, LB, Vanderbilt
2003 Rodney Reed, OL, LSU
2004 Rudy Niswanger, OL, LSU
 Rob Robertson, LB, Ole Miss
 Cody Ridgeway, P, Ole Miss
2005 Rudy Niswanger, OL, LSU
 Taylor Begley, PK, Kentucky
 Hayden Lane, OL, Kentucky
 Hayden Lane, OL, Kentucky
2007 Tim Tebow, QB, Florida
 Jacob Tamme, TE, Kentucky
2008 Tim Tebow, QB, Florida
 Tim Mashay, P, Kentucky
2009 Tim Tebow, QB, Florida
 Colin Peek, TE, Alabama
2010 Greg McElroy, QB, Alabama
 Barrett Jones, OL, Alabama
 Drew Butler, P, Georgia
2011 Barrett Jones, OL, Alabama
 Drew Butler, P, Georgia
2012 Barrett Jones, C, Alabama
 Dylan Breeding, P, Arkansas

National Football Foundation Scholar-Athlete Awards

- 1959** Neyle Solee, F, Tennessee (Engineering)
1960 Ed Dyas, F, Auburn (Pre-Med)
1961 Wade Butcher, E, Vanderbilt (Electrical Engineering)
1965 John Cochran, LB, Auburn (Space Engineering)
1966 Bobby Etter, PK, Georgia (Mathematics)
 Stanley Juk, DB, South Carolina (Chemistry)
1967 Tommy Lawhorne, LB, Georgia (Medicine)
 Bob Johnson, C, Tennessee (Engineering)
1968 Billy Payne, E, Georgia (Political Science)
 Steve Hindman, TB, Ole Miss (Medicine)
1969 Tim Callaway, MG, Georgia (Business)

- Terry Stewart, S, Arkansas (Chemical Engineering)
1970 Tommy Lyons, C, Georgia (Psychology)
 Don Denbo, G, Tennessee (Medicine)
1971 Tom Nash, T, Georgia (Mathematics)
 Johnny Musso, HB, Alabama (Pre-Law)
1972 Frank Dowsing, DB, Miss. State (Pre-Med)
1973 Norris Weese, QB, Ole Miss (Accounting)
1974 William R. Cregar, FB, South Carolina (Biology)
 Randy Hall, DT, Alabama (Pre-Med)
 Doug Martin, WR, Vanderbilt (Physics/Economics)
1975 Dick Lawrence, OT, Ole Miss (Business)
1976 John R. Busby, S, Arkansas (Pre-Med)
 Darrell Carpenter, DT, Florida (Business)
 Mike Mauck, DB, Tennessee (Pre-Dental)
1977 Jeff Lewis, LB, Georgia (Pre-Law)
1978 William Bradford Shoup, DB, Arkansas (Pre-Med)
 Robert Dugas, OT, LSU (Pre-Med)
 Jim Kovach, LB, Kentucky (Medicine)
1979 Steadman Shealy, QB, Alabama (Physical Education)
 Leon Shadowen, OG, Kentucky (Accounting/Pre-Law)
1982 Gordon Beckham, QB, South Carolina (English)
 James Britt, CB, LSU (Accounting)
1983 Terry Hoage, DB, Georgia (Genetics)
1984 Gregg Carr, LB, Auburn (Engineering)
 Gary Rolle, WR, Florida (Zoology)
1985 Kent Austin, QB, Ole Miss (Pre-Law)
1986 Jeff Noblin, S, Ole Miss (Pre-Med)
1987 Nacho Albergamo, C, LSU (Pre-Med)
 Danny Hoskins, OG, Ole Miss (Engineering)
1988 Wesley Walls, TE, Ole Miss (Engineering)
1989 Andy McCarroll, LB, Vanderbilt (English)
 Bo Russell, DB, Miss. State (General Business)
1990 Sol Graves, QB, LSU (Zoology/Pre-Med)
1991 #Brad Culpepper, DT, Florida (History)
1994 Michael Gilmore, DB, Florida (Zoology)
1996 #Danny Wuerffel, QB, Florida (Journalism/PR)
1997 #Peyton Manning, QB, Tennessee (Speech Communication)
 Chad Kessler, P, LSU (Microbiology)
1998 #Matt Stinchcomb, OT, Georgia (General Business)
 Jeff Zurcher, S, Kentucky (English/Advertising)
2002 Hunter Hillenmeyer, LB, Vanderbilt (Human/Organ. Development)
 Bradie James, LB, LSU (Criminology)
 Jon Stinchcomb, OT, Georgia (Microbiology)
2003 Dontarrious Thomas, LB, Auburn (Management)
 Rodney Reed, OL, LSU (Accounting)
 Eli Manning, QB, Ole Miss (Marketing)
2004 #Michael Munoz, OL, Tennessee (Public Administration)
 David Greene, QB, Georgia (Business)
2005 #Rudy Niswanger, OL, LSU (Kinesiology)
 DeMeco Ryans, LB, Alabama (Management)
2006 Chris Leak, QB, Florida
2007 Jacob Tamme, TE, Kentucky
2009 #Tim Tebow, QB, Florida
2010 Greg McElroy, QB, Alabama
 Derek Sherrod, OL, Miss. State
2011 Drew Butler, P, Georgia
2012 #Barrett Jones, C, Alabama

– Recipient of the William V. Campbell Trophy, recognizing the scholar-athlete who most fully represents the ideals of The National Football Foundation. The award was presented for the first time at the 1990 Annual Awards Dinner. Since 1990 the trophy has become the most prestigious and desirable academic award in college football. It recognizes the best of both the football world and academic arena and in some circles it has been deemed the "Academic Heisman".



HONORS & ACCOLADES

ALABAMA • ARKANSAS • AUBURN • FLORIDA • GEORGIA • KENTUCKY • LSU • OLE MISS

AFCA HONOREES

AFCA ACADEMIC ACHIEVEMENT AWARD WINNERS

The American Football Coaches Association Academic Achievement Award has been presented annually by the Touchdown Club of Memphis, Tenn., to the school with the highest graduation rate among members of its football team. The College Football Association presented the award from 1981-97.

Year	School	Honorable Mention (SEC Only)	Year	School	Honorable Mention (SEC Only)
1981	Duke		1999	Duke	Georgia, Ole Miss, Miss. State, Tennessee, Vanderbilt
1982	Notre Dame		2000	Syracuse	Mississippi State, South Carolina
1983	Notre Dame		2001	Vanderbilt	LSU, Mississippi State, South Carolina
1984	Notre Dame, Duke		2002	Northwestern	Vanderbilt, Florida, Miss. State
1985	Virginia		2003	Duke	Vanderbilt, South Carolina
1986	Virginia		2004	Boston College, Northwestern	Vanderbilt
1987	Duke	Vanderbilt	2005	Duke, Northwestern	Ole Miss, Vanderbilt
1988	Notre Dame	Kentucky, Vanderbilt	2006	Southern Methodist	Auburn
1989	Kentucky	Tennessee, Vanderbilt	2007	Northwestern, Notre Dame	Alabama, Florida, Miss. State, Vanderbilt
1990	Duke	Vanderbilt	2008	Vanderbilt	Alabama, Florida, Georgia
1991	Notre Dame	Kentucky, Tennessee, Vanderbilt	2009	Notre Dame/Miami	Alabama, Florida, Vanderbilt
1992	Boston College	Florida, Miss. State, Vanderbilt, TCU	2010	Northwestern/Rice	Arkansas, Auburn, Kentucky, LSU, Vanderbilt
1993	Duke	Kentucky, Ole Miss, Miss. State, Tennessee	2011	Miami (FL)/Boise St.	Florida, LSU, Vanderbilt
1994	Duke	Kentucky, Miss. State, Vanderbilt	2012	Northwestern/Stanford	Alabama, Ole Miss, Vanderbilt, Georgia, Missouri, Texas A&M
1995	Boston College	Miss. State, S. Carolina, Vanderbilt			
1996	Boston College, Duke, Vanderbilt				
1997	Duke				
1998	Northwestern	Florida, Miss. State, Tennessee, Vanderbilt			

SCHOLAR-ATHLETE TEAM

1991

Offense

OL . . . Cal Dixon, Florida
OL . . . Greg Lahr, Kentucky

Defense

DL . . . Brad Culpepper, Florida
DL . . . Scott Wharton, LSU
LB . . . Daniel Boyd, Miss. State

1992

Offense

OL . . . Alec Millen, Georgia
PK . . . Doug Pelfrey, Kentucky

Defense

DL . . . Owen Kelly, Arkansas
LB . . . Daniel Boyd, Miss. State
LB . . . Dean Wells, Kentucky

1993

Offense

OL . . . Chris Oliver, Arkansas
QB . . . Eric Zeier, Georgia

Defense

LB . . . Marty Moore, Kentucky
DB . . . Michael Gilmore, Florida

1994

Offense

OL . . . Michael Blanchard, LSU
PK . . . Matt Hawkins, Auburn
RB . . . Eric Lewis, Vanderbilt

Defense

DB . . . Michael Gilmore, Florida

1995

Offense

PK . . . Matt Hawkins, Auburn

Defense

DL . . . Shannon Brown, Alabama
DLB . . Scott Galyon, Tennessee
DL . . . Gabe Northern, LSU

1996

Offense

QB . . . Peyton Manning, Tennessee
QB . . . Danny Wuerffel, Florida

Defense

LB . . . Mike Schellenberger, Kentucky
DL . . . Kyle Wicker, Ole Miss
DB . . . Lawrence Wright, Florida

1992

OL . . . Alec Millen, Georgia
PK . . . Doug Pelfry, Kentucky

1993

DL . . . Travis Jones, Georgia
DL . . . Kevin Carter, Florida

1994

WR . . . Leon Smith, Kentucky

1995

OL . . . Bubba Miller, Tennessee
DL . . . Gabe Northern, LSU
QB . . . Brian Smith, Georgia

1996

QB . . . Peyton Manning, Tennessee
QB . . . Danny Wuerffel, Florida
LB . . . Mike Schellenberger, Kentucky
DL . . . Kyle Wicker, Ole Miss
DB . . . Lawrence Wright, Florida

1997

LB . . . Shane Burnham, So. Carolina
OT . . . Matt Stinchcomb, Georgia
LB . . . Walker Jones, Ole Miss
QB . . . Peyton Manning, Tennessee

1998

P Jimmy Carter, Kentucky
PK . . . Jeff Hall, Tennessee

GOOD WORKS TEAM

OT . . . Matt Stinchcomb, Georgia

1999

LB . . . Corey Atkins, So. Carolina
LB . . . Haven Fields, Auburn
PK . . . Seth Hanson, Kentucky
RB . . . Deuce McAllister, Ole Miss

2000

LB . . . Matt Layow, Kentucky
P David Leaverton, Tennessee
RB . . . Brett Millican, Georgia
QB . . . Romaro Miller, Ole Miss
QB . . . Kevin Sides, South Carolina

2001

QB . . . Rohan Davey, LSU
OT . . . Jon Stinchcomb, Georgia

2002

OL . . . Antonio Hall, Kentucky
QB . . . Eli Manning, Ole Miss

2003

LB . . . Kevin Burnett, Tennessee
QB . . . David Greene, Georgia
LB . . . Jamil Northcutt, Ole Miss
DL . . . Reggie Torbor, Auburn

2004

CB . . . Antoine Huffman, Kentucky
WR . . . Taqiy Muhammad, South Carolina

2005

CB . . . Antoine Huffman, Kentucky
QB . . . D.J. Shockley, Georgia
DB . . . Will Herring, Auburn
DE . . . Parys Haralson, Tennessee

2007

FB . . . Jason Cook, Ole Miss
SS . . . Kelin Johnson, Georgia

2008

P Tim Masthay, Kentucky

2009

QB . . . Tim Tebow, Florida
DL . . . Jeff Owens, Georgia

2011

TE . . . Aron White, Georgia
DL . . . Jacob Lewellen, Kentucky

2012

C Barrett Jones, Alabama
TE . . . Philip Lutzenkirchen, Auburn
QB . . . Aaron Murray, Georgia

HONORS & ACCOLADES



MISSISSIPPI STATE • MISSOURI • SOUTH CAROLINA • TENNESSEE • TEXAS A&M • VANDERBILT

SEC MOST VALUABLE PLAYER

- 1933** . HB Beattie Feathers, Tennessee
1934 . TB Dixie Howell, Alabama
1935 . E Willie Geny, Vanderbilt
1936 . C Walter Gilbert, Auburn
1937 . C Carl Hinkle, Vanderbilt
1938 . HB George Cafego, Tennessee
1939 . E Ken Kavanaugh, LSU
1939 . WB Bob Foxx, Tennessee
1940 . E Erwin Elrod, Miss. State
1941 . FB Jack Jenkins, Vanderbilt
1942 . TB Frank Sinkwich, Georgia
1943 . No Selection Made
1944 . HB Tom McWilliams, Miss. State
1945 . TB Harry Gilmer, Alabama
1946 . HB Charley Trippi, Georgia
1947 . TB Charlie Conerly, Ole Miss
1948 . QB John Rauch, Georgia
1949 . QB Travis Tidwell, Auburn
1950 . QB Babe Parilli, Kentucky
1951 . QB Bill Wade, Vanderbilt
1952 . QB Jackie Parker, Miss. State
1953 . QB Jackie Parker, Miss. State
1954 . HB Art Davis, Miss. State
1955 . TB John Majors, Tennessee
1956 . TB John Majors, Tennessee
1957 . T Lou Michaels, Kentucky
1958 . HB Billy Cannon, LSU
1959 . HB Billy Cannon, LSU
1960 . QB Jake Gibbs, Ole Miss
1961 . QB Pat Trammell, Alabama
1962 . HB Jerry Stovall, LSU
1963 . QB Jimmy Sidle, Auburn
1964 . FB Tucker Frederickson, Auburn
1965 . QB Steve Sloan, Alabama
1966 . QB Steve Spurrier, Florida
1967 . E Bob Goodridge, Vanderbilt
- 1968** . S Jake Scott, Georgia
1969 . QB Archie Manning, Ole Miss
1970 . QB Pat Sullivan, Auburn
1971 . TB Johnny Musso, Alabama
1972 . QB Terry Davis, Alabama
1973 . TB Sonny Collins, Kentucky
1974 . QB Rocky Felker, Miss. State
1975 . FB Jimmy DuBose, Florida
1976 . QB Ray Goff, Georgia
1977 . TB Charles Alexander, LSU
1978 . TB Willie McClendon, Georgia
1979 . RB Joe Cribbs, Auburn
1980 . RB Herschel Walker, Georgia
1981 . RB Herschel Walker, Georgia
1982 . RB Herschel Walker, Georgia
1983 . DT Reggie White, Tennessee
1984 . QB Kerwin Bell, Florida
1985 . RB Bo Jackson, Auburn
1986 . LB Cornelius Bennett, Alabama
1987 . WR Wendell Davis, LSU
1988 . DT Tracy Rocker, Auburn
1989 . RB Emmitt Smith, Florida
1990 . QB Shane Matthews, Florida
1991 . QB Shane Matthews, Florida
1992 . RB Garrison Hearst, Georgia
1993 . QB Heath Shuler, Tennessee
1994 . QB Jay Barker, Alabama
1995 . QB Danny Wuerffel, Florida
1996 . QB Danny Wuerffel, Florida
1997 . QB Peyton Manning, Tennessee
1998 . QB Tim Couch, Kentucky
1999 . RB Shaun Alexander, Alabama
2000 . RB Rudi Johnson, Auburn
2001 . QB Rex Grossman, Florida
2002 . DE David Pollack, Georgia
2003 . QB Eli Manning, Ole Miss (Offense)
- 2004** . DT Chad Lavalais, LSU (Defense)
QB Jason Campbell, Auburn (Offense)
DE David Pollack, Georgia (Defense)
RB Carnell Williams, Auburn (Special Teams)
- 2005** . QB Jay Cutler, Vanderbilt (Offense)
LB DeMeco Ryans, Alabama (Defense)
RS Skyler Green, LSU (Special Teams)
- 2006** . RB Darren McFadden, Arkansas (Offense)
LB Patrick Willis, Ole Miss (Defense)
PK John Vaughn, Auburn (Special Teams)
- 2007** . RB Darren McFadden, Ark. (Offense)
DT Glenn Dorsey, LSU (Defense)
RS Felix Jones, Ark. (Special Teams)
- 2008** . QB Tim Tebow, Florida (Offense)
DB Eric Berry, Tenn. (Defense)
RS Brandon James, Fla. (Special Teams)
- 2009** . QB Tim Tebow, Florida (Offense)
LB Rolando McClain, Alabama (Defense)
RS Javier Arenas, Alabama (Special Teams)
- 2010** . QB Cam Newton, Auburn (Offense)
DB Patrick Peterson, LSU (Defense)
RS Patrick Peterson, LSU (Special Teams)
- 2011** . RB Trent Richardson, Alabama (Offense)
DB Morris Claiborne, LSU (Defense)
RS Joe Adams, Arkansas (Special Teams)
- 2012** . QB Johnny Manziel, Texas A&M (Offense)
DL Jadeveon Clowney, South Carolina (Defense)
PK Caleb Sturgis, Florida (Special Teams)
RS Ace Sanders, South Carolina (Special Teams)

JACOBS AWARD (Outstanding SEC Blocker)

- 1935** . Riley Smith, Alabama
1936 . Billy May, LSU
1937 . Leroy Monsky, Alabama
1938 . Sam Bartholomew, Tennessee
1939 . Sam Bartholomew, Tennessee
1940 . Lloyd Cheatham, Auburn
1941 . Jack Jenkins, Vanderbilt
1942 . Jack Jenkins, Vanderbilt
1943 . John Steber, Ga. Tech
1944 . Billy Bevis, Tennessee
1945 . Billy Bevis, Tennessee
1946 . Hal Self, Alabama
1947 . Buddy Bowen, Ole Miss
1948 . Truitt Smith, Miss. State
1949 . Butch Avinger, Alabama
1950 . Butch Avinger, Alabama
1951 . Jimmy Hahn, Tennessee
1952 . John Michels, Tennessee
1953 . Crawford Mims, Ole Miss
1954 . Charles Evans, Miss. State
1955 . Paige Cothren, Ole Miss
1956 . Stockton Adkins, Tennessee
1957 . Stockton Adkins, Tennessee
1958 . J. W. Brodnax, LSU
1959 . Jim Cartwright, Tennessee
1960 . Jim Cartwright, Tennessee
1961 . Billy Neighbors, Alabama
- 1962** . Butch Wilson, Alabama
1963 . Tucker Frederickson, Auburn
1964 . Tucker Frederickson, Auburn
1965 . Hal Wantland, Tennessee
1966 . Cecil Dowdy, Alabama
1967 . Bob Johnson, Tennessee
1968 . Brad Johnson, Georgia
1969 . Chip Kell, Tennessee
1970 . Chip Kell, Tennessee
1971 . Royce Smith, Georgia
1972 . John Hannah, Alabama
1973 . Buddy Brown, Alabama
1974 . Sylvester Croom, Alabama
1975 . Randy Johnson, Georgia
1976 . Warren Bryant, Kentucky
1977 . Bob Cryder, Alabama
1978 . Robert Dugas, LSU
1979 . Dwight Stephenson, Alabama
1980 . Nat Hudson, Georgia
1981 . Wayne Harris, Miss. State
1982 . Wayne Harris, Miss. State
1983 . Guy McIntyre, Georgia
1984 . Lomas Brown, Florida
1985 . Peter Anderson, Georgia
1986 . Wes Neighbors, Alabama
1987 . Harry Galbreath, Tennessee
1988 . Howard Cross, Alabama
- 1989** . Eric Still, Tennessee
1990 . Antone Davis, Tennessee
1991 . Cal Dixon, Florida
1992 . Everett Lindsay, Ole Miss
1993 . Tobie Sheils, Alabama
1994 . Jason Odom, Florida
1995 . Jason Odom, Florida
1996 . Donnie Young, Florida
1997 . Alan Faneca, LSU
1998 . Matt Stinchcomb, Georgia
1999 . Chris Samuels, Alabama
2000 . Kenyatta Walker, Florida
2001 . Kendall Simmons, Auburn
2002 . Shawn Andrews, Arkansas
2003 . Shawn Andrews, Arkansas
2004 . Wesley Britt, Alabama
2005 . Marcus McNeill, Auburn
2006 . Arron Sears, Tennessee
2007 . Andre Smith, Alabama
Jonathan Luigs, Arkansas
2008 . Michael Oher, Ole Miss
2009 . Ciron Black, LSU
2010 . Lee Ziebma, Auburn
2011 . Barrett Jones, Alabama
2012 . Luke Joeckel, Texas A&M



HONORS & ACCOLADES

ALABAMA • ARKANSAS • AUBURN • FLORIDA • GEORGIA • KENTUCKY • LSU • OLE MISS

COACHES' ALL-SEC

1984

OFFENSE

WR... Chuck Scott, Vandy
WR... Eric Martin, LSU
*TE... Jim Popp, Vandy
*TE... Corwyn Aldredge, MSU
OT... Lomas Brown, Fla.
OT... Lance Smith, LSU
OG... Bill Mayo, Tenn.
OG... Jeff Loft, Aub.
C... Phil Bromley, Fla.
QB... Kurt Page, Vandy
RB... Dalton Hilliard, LSU
RB... Johnnie Jones, Tenn.
PK... Kevin Butler, Ga.

DEFENSE

DE... Freddie Joe Nunn, Miss.
DE... Alonzo Johnson, Fla.
DT... Jon Hand, Ala.
DT... Ben Thomas, Aub.
DG... Tim Newton, Fla.
LB... Gregg Carr, Aub.
*LB... Cornelius Bennett, Ala.
*LB... Knox Culpepper, Ga.
DB... Jeff Sanchez, Ga.
DB... Paul Calhoun, Ky.
DB... Liffort Hobbly, LSU
DB... Jeffery Dale, LSU
P... Ricky Anderson, Vandy

1985

OFFENSE

WR... Tim McGee, Tenn.
WR... Al Bell, Ala.
TE... Jim Popp, Vandy
OL... Will Wolford, Vandy
OL... Jeff Zimmerman, Fla.
OL... Bruce Wilkerson, Tenn.
OL... Steve Wallace, Aub.
C... Peter Anderson, Ga.
QB... Mike Shula, Ala.
RB... Bo Jackson, Aub.
RB... Dalton Hilliard, LSU
PK... Carlos Reveiz, Tenn.

DEFENSE

L... Jon Hand, Ala.
L... Gerald Williams, Aub.
L... Roland Barbay, LSU
L... Greg Waters, Ga.
G... Harold Hallman, Aub.
LB... Michael Brooks, LSU
LB... Alonzo Johnson, Fla.
LB... Cornelius Bennett, Ala.
LB... Dale Jones, Tenn.
DB... Chris White, Tenn.
DB... Tom Powell, Aub.
DB... John Little, Ga.
DB... Norman Jefferson, LSU
DB... Freddie Robinson, Ala.
P... Bill Smith, Miss.

1986

OFFENSE

WR... Wendell Davis, LSU
WR... Ricky Nattiel, Fla.
TE... Brian Kinchen, LSU
OL... Eric Andolsek, LSU
OL... Bruce Wilkerson, Tenn.
OL... Jeff Zimmerman, Fla.
OL... Wilbur Strozier, Ga.
*C... Wes Neighbors, Ala.
*C... Ben Tamburello, Aub.
*QB... Don Smith, MSU
*QB... Tommy Hodson, LSU
RB... Brent Fullwood, Aub.
RB... Bobby Humphrey, Ala.
PK... Van Tiffin, Ala.

DEFENSE

L... Tracy Rucker, Aub.
L... Henry Thomas, LSU
L... Roland Barbay, LSU
LB... Jeff Herrod, Miss.
LB... Toby Caston, LSU
OLB... Cornelius Bennett, Ala.
*OLB... Aundray Bruce, Aub.
*OLB... Dale Jones, Tenn.
DB... Stevon Moore, Miss.

DB... Freddie Robinson, Ala.
OB... Jarvis Williams, Fla.
*DB... Adrian White, Fla.
*DB... Jeff Noblin, Miss.
P... Bill Smith, Miss.

1987

OFFENSE

WR... Wendell Davis, LSU
WR... Lawyer Tillman, Aub.
*TE... Howard Cross, Ala.
*TE... Walter Reeves, Aub.
OL... Kim Stephens, Ga.
OL... Stacy Searels, Aub.
OL... Harry Galbreath, Tenn.
OL... Eric Andolsek, LSU
C... Nacho Albergamo, LSU
*QB... Jeff Burger, Aub.
*QB... Tommy Hodson, LSU
RB... Bobby Humphrey, Ala.
RB... Emmitt Smith, Fla.
PK... Win Lyle, Aub.

DEFENSE

T... Tracy Rucker, Aub.
T... Jerry Reese, Ky.
G... Darrell Phillips, LSU
LB... Kurt Crain, Aub.
LB... John Brantley, Ga.
OLB... Aundray Bruce, Aub.
OLB... Derrick Thomas, Ala.
DB... Kevin Porter, Aub.
DB... Louis Oliver, Fla.
DB... Jarvis Williams, Fla.
DB... Chris Carrier, LSU
P... Brian Shulman, Aub.

1988

OFFENSE

WR... Boo Mitchell, Vandy
WR... Tony Moss, LSU
TE... Wesley Walls, Miss.
OL... Ralph Norwood, LSU
OL... David Williams, Fla.
*OL... Larry Rose, Ala.
*OL... Eric Still, Tenn.
*OL... Jim Thompson, Aub.
C... Todd Wheeler, Ga.
QB... Tommy Hodson, LSU
RB... Tim Worley, Ga.
*RB... Eddie Fuller, LSU
*RB... Emmitt Smith, Fla.
PK... David Brownadyke, LSU

DEFENSE

T... Trace Armstrong, Fla.
T... Tracy Rucker, Aub.
*MG... Bill Goldberg, Ga.
*MG... Darrell Phillips, LSU
*MG... Jeff Roth, Fla.
LB... Keith DeLong, Tenn.
LB... Quentin Riggins, Aub.
OLB... Eric Hill, LSU
OLB... Derrick Thomas, Ala.
DB... Carlo Cheattom, Aub.
DB... Louis Oliver, Fla.
DB... Todd Sandroni, Miss.
DB... Ben Smith, Ga.
P... Brian Shulman, Aub.

1989

OFFENSE

WR... Tony Moss, LSU
WR... Willie Green, Miss.
TE... Lamonde Russell, Ala.
OL... John Durden, Fla.
OL... Ed King, Aub.
OL... Eric Still, Tenn.
*OL... Terrill Chatman, Ala.
*OL... Antone Davis, Tenn.
*OL... Mike Pfeifer, Ky.
C... John Hudson, Aub.
QB... Gary Hollingsworth, Ala.
RB... Emmitt Smith, Fla.
RB... Chuck Webb, Tenn.
PK... Philip Doyle, Ala.
*Tied for the position

DEFENSE

DT... Oliver Barnett, Ky.
DT... Marion Hobby, Tenn.

MG... Willie Wyatt, Ala.
ILB... Keith McCants, Ala.
ILB... Quentin Riggins, Aub.
OLB... Huey Richardson, Fla.
*OLB... Tony Bennett, Miss.
*OLB... Craig Ogletree, Aub.
DB... Richard Fain, Fla.
DB... John Mangum, Ala.
DB... Ben Smith, Ga.
DB... Efrum Thomas, Ala.
P... Kent Elmore, Tenn.

1990

OFFENSE

WR... Todd Kinchen, LSU
WR... Carl Pickens, Tenn.
TE... Kirk Kirkpatrick, Fla.
OL... Terrill Chatman, Fla.
OL... Antone Davis, Tenn.
OL... Ed King, Aub.
*OL... Charles McRae, Tenn.
*OL... Rob Selby, Aub.
*C... Blake Miller, LSU
*C... Roger Shultz, Ala.
QB... Shane Matthews, Fla.
RB... Randy Baldwin, Miss.
RB... Tony Thompson, Tenn.
PK... Phillip Doyle, Ala.

DEFENSE

DL... Kelvin Pritchett, Miss.
DL... David Rucker, Aub.
DL... George Thornton, Ala.
ILB... Randy Holleran, Ky.
ILB... John Sullins, Ala.
OLB... Godfrey Myles, Fla.
OLB... Huey Richardson, Fla.
DB... Dale Carter, Tenn.
DB... Richard Fain, Fla.
DB... Efrum Thomas, Ala.
DB... Will White, Fla.
P... David Lawrence, Vandy

1991

OFFENSE

WR... Todd Kinchen, LSU
WR... Carl Pickens, Tenn.
TE... Victor Hall, Aub.
OL... Eddie Blake, Aub.
OL... Hesham Ismail, Fla.
OL... Tom Myslinski, Tenn.
*OL... John James, MSU
*OL... Kevin Mawae, LSU
C... Cal Dixon, Fla.
QB... Shane Matthews, Fla.
RB... Corey Harris, Vandy
RB... Siran Stacy, Ala.
PK... Arden Czyzewski, Fla.

DEFENSE

DL... Brad Culpepper, Fla.
DL... Robert Stewart, Ala.
DL... Nate Williams, MSU
ILB... Tim Paulk, Fla.
ILB... Dwayne Simmons, Ga.
OLB... Ephesians Bartley, Fla.
OLB... Darryl Hardy, Tenn.
DB... Corey Barlow, Aub.
DB... Dale Carter, Tenn.
DB... Jeremy Lincoln, Tenn.
DB... Will White, Fla.
P... Shayne Edge, Fla.
*Tied for the position

1992

OFFENSE - FIRST TEAM

WR... Andre Hastings, Ga.
WR... Willie Jackson, Fla.
TE... Kirk Botkin, Ark.
OL... Everett Lindsay, Miss.
OL... Ernest Dye, USC
OL... Mike Stowell, Tenn.
OL... John James, MSU
C... Tobie Sheils, Ala.
QB... Shane Matthews, Fla.
RB... Garrison Hearst, Ga.
RB... James Bostic, Ala.
PK... Scott Etheridge, Aub.

OFFENSE - SECOND TEAM

WR... Eddie Small, Miss.
WR... Willie Harris, MSU
TE... Pat Akos, Vandy
OL... Chris Gray, Aub.
OL... Alec Millen, Ga.
OL... George Wilson, Ala.
OL... Kevin Mawae, LSU
C... Lee Ford, MSU
QB... Eric Zeier, Ga.
RB... Derrick Lassic, Ala.
RB... Cory Philpot, Miss.
PK... Doug Pelfrey, Ky.
*Tied for the position

DEFENSE - FIRST TEAM

DL... Eric Curry, Ala.
DL... John Copeland, Ala.
DL... Todd Kelly, Tenn.
ILB... Derrick Oden, Ala.
ILB... James Willis, Aub.
*OLB... Mitch Davis, Ga.
*OLB... Lemanski Hall, Ala.
DB... Antonio Langham, Ala.
DB... George Teague, Ala.
DB... Will White, Fla.
DB... Johnny Dixon, Miss.
P... Todd Jordan, MSU

DEFENSE - SECOND TEAM

DL... Chad Brown, Miss.
DL... Greg Jackson, Ga.
*DL... Jerome Brown, MSU
*DL... Gary Rogers, Vandy
ILB... Daniel Boyd, MSU
*ILB... Dewayne Dotson, Miss.
*ILB... Carlton, Miles, Fla.
OLB... Marc Woodard, MSU
OLB... Karekin Cunningham, Aub.
DB... Jeff Brothers, Vandy
DB... Frank Adams, USC
DB... Danny Boyd, Miss.
*DB... Tony Watkins, USC
*DB... Orlando Watters, Ark.
P... Pete Raether, Ark.

1993

OFFENSE - FIRST TEAM

WR... David Palmer, Ala.
WR... Cory Fleming, Tenn.
TE... Shannon Mitchell, Ga.
OL... Wayne Gandy, Aub.
OL... Bernard Williams, Ga.
OL... Jeff Smith, Tenn.
OL... Reggie Green, Fla.
C... Tobie Sheils, Ala.
QB... Heath Shuler, Tenn.
RB... Errict Rhett, Fla.
RB... James Bostic, Aub.
PK... Michael Proctor, Ala.

OFFENSE - SECOND TEAM

WR... Brice Hunter, Ga.
WR... Jack Jackson, Fla.
TE... Harold Bishop, LSU
OL... Jason Odom, Fla.
OL... Ryan Bell, Vandy
OL... Isaac Davis, Ark.
OL... Anthony Redmon, Aub.
C... Kevin Mawae, LSU
QB... Eric Zeier, Ga.
RB... Charlie Garner, Tenn.
RB... Brandon Bennett, USC
PK... John Becksvort, Tenn.

DEFENSE - FIRST TEAM

DL... Henry Ford, Ark.
DL... William Gaines, Fla.
DL... Jeremy Nunley, Ala.
OLB... Dwayne Dotson, Ole Miss
OLB... Ernest Dickson, USC*
OLB... Lemanski Hall, Ala.*
ILB... Marty Moore, Ky.
ILB... Randall Godfrey, Ga.
DB... Antonio Langham, Ala.
DB... Marcus Jenkins, Ky.
DB... Orlando Watters, Ark.
DB... Johnny Dixon, Ole Miss
P... Terry Daniel, Aub.

DEFENSE - SECOND TEAM

DL... Stacy Evans, USC
DL... Alan Young, Vandy

HONORS & ACCOLADES



MISSISSIPPI STATE • MISSOURI • SOUTH CAROLINA • TENNESSEE • TEXAS A&M • VANDERBILT

DL . . . James Wilson, Tenn.
 OLB . . . Mitch Davis, Ga.
 OLB . . . Cassius Ware, Ole Miss
 ILB . . . Abdul Jackson, Ole Miss
 ILB . . . Juan Long, MSU
 DB . . . Alundis Brice, Ole Miss
 DB . . . Chris Shelling, Aub.
 DB . . . Calvin Jackson, Aub.
 DB . . . Walt Harris, MSU*
 DB . . . Jason Parker, Tenn.*
 P . . . Shayne Edge, Fla.

1994

OFFENSE - FIRST TEAM

WR . . . Jack Jackson, Fla.
 WR . . . Frank Sanders, Aub.
 TE . . . David LaFleur, LSU
 OL . . . Jason Odom, Fla.
 OL . . . Kevin Mays, Tenn.
 OL . . . Jesse James, MSU
 *OL . . . Jon Stevenson, Ala.
 *OL . . . Willie Anderson, Aub.
 C . . . Shannon Roubique, Aub.
 QB . . . Jay Barker, Ala.
 RB . . . Sherman Williams, Ala.
 RB . . . Stephen Davis, Aub.
 PK . . . Michael Proctor, Ala.

DEFENSE - SECOND TEAM

WR . . . Eric Moulds, MSU
 WR . . . Hason Graham, Ga.
 *TE . . . Andy Fuller, Aub.
 *TE . . . Kendall Watkins, MSU
 OL . . . Jeff Smith, Tenn.
 OL . . . Steve Roberts
 OL . . . Jason Layman, Tenn.
 OL . . . Jeff Miller, Miss.
 C . . . Brian Anderson, MSU
 QB . . . Eric Zeier, Ga.
 RB . . . James Stewart, Tenn.
 RB . . . Kevin Bouie, MSU
 PK . . . Judd Davis, Fla.

DEFENSE - FIRST TEAM

DL . . . Kevin Carter, Fla.
 DL . . . Mike Pelton, Aub.
 DL . . . Ellis Johnson, Fla.
 ILB . . . Abdul Jackson, Miss.
 ILB . . . Dwayne Curry, MSU
 OLB . . . Ben Hanks, Fla.
 OLB . . . Gabe Northern, LSU
 DB . . . Larry Kennedy, Fla.
 DB . . . Brian Robinson, Aub.
 DB . . . Walt Harris, MSU
 *DB . . . Willie Gaston, Ala.
 *DB . . . Alundis Brice, Miss.
 P . . . Daniel, Aub.

DEFENSE - SECOND TEAM

DL . . . Shannon Brown, Ala.
 DL . . . Ben Talley, Tenn.
 DL . . . Dameian Jeffries, Ala.
 ILB . . . Dexter Daniels, Fla.
 ILB . . . Anthony Harris, Aub.
 OLB . . . Marcellus Mostella, Aub.
 OLB . . . Ralph Staten, Ala.
 DB . . . Jason Parker, Tenn.
 DB . . . Tommy Johnson, Ala.
 DB . . . Sam Shade, Ala.
 DB . . . Melvin Johnson, Ky.
 P . . . Shayne Edge, Fla.

1995

OFFENSE - FIRST TEAM

TE . . . Andy Fuller, Aub.
 OL . . . Jason Odom, Fla.
 OL . . . Reggie Green, Fla.
 OL . . . Willie Anderson, Aub.
 OL . . . Jason Layman, Tenn.
 C . . . Jeff Smith, Tenn.
 WR . . . Chris Doering, Fla.
 WR . . . Eric Moulds, MSU
 QB . . . Peyton Manning, Tenn.
 RB . . . Moe Williams, Ky.
 RB . . . Madre Hill, Ark.
 PK . . . Jeff Hall, Tenn.

OFFENSE - SECOND TEAM

TE . . . Kris Mangum, Miss.
 OL . . . Bubba Miller, Tenn.
 OL . . . Donnie Young, Fla.
 OL . . . Verl Mitchell, Ark.
 OL . . . Troy Stark, Ga.
 C . . . Shannon Robique, Aub.
 WR . . . Ike Hilliard, Fla.
 WR . . . Eddie Kennison, LSU
 WR . . . Sheddric Wilson, LSU

QB . . . Danny Wuerffel, Fla.
 RB . . . Jay Graham, Tenn.
 RB . . . Stephen Davis, Aub.
 PK . . . Michael Proctor, Ala.

DEFENSE - FIRST TEAM

DL . . . Shannon Brown, Ala.
 DL . . . Mark Campbell, Fla.
 DL . . . Steven Conley, Ark.
 OLB . . . Gabe Northern, LSU
 OLB . . . Ben Hanks, Fla.
 ILB . . . Dexter Daniels, Fla.
 ILB . . . Mark Smith, Ark.
 DB . . . Anthonie Loft, Fla.
 DB . . . Lawrence Wright, Fla.
 DB . . . Walt Harris, MSU
 DB . . . DeRon Jenkins, Tenn.
 P . . . Chad Kessler, LSU

DEFENSE - SECOND TEAM

DL . . . Junior Soli, Ark.
 DL . . . James Manley, Vandy
 DL . . . Shane Burton, Tenn.
 OLB . . . Marcellus Mostella, Aub.
 OLB . . . Phillip Daniels, Ga.
 ILB . . . John Walters, Ala.
 ILB . . . Dwayne Curry, MSU
 DB . . . Corey Johnson, Ga.
 DB . . . Ben Washington, USC
 DB . . . Tracy Cantlope, Ark.
 DB . . . Reggie Rusk, Vandy
 P . . . Bill Marinangel, Vandy

1996

OFFENSE - FIRST-TEAM

TE . . . David LaFleur, LSU
 OL . . . Donnie Young, Florida
 OL . . . Adam Meadows, Georgia
 OL . . . Brent Smith, Miss. State
 OL . . . Alan Faneca, LSU
 C . . . Jeff Mitchell, Florida
 WR . . . Joey Kent, Tennessee
 WR . . . Ike Hilliard, Florida
 WR . . . Reidel Anthony, Florida
 QB . . . Danny Wuerffel, Florida
 RB . . . Duce Staley, South Carolina
 RB . . . Kevin Faulk, LSU
 PK . . . Jeff Hall, Tennessee
 PK . . . Jaret Holmes, Auburn

DEFENSE - FIRST-TEAM

DL . . . Leonard Little, Tennessee
 DL . . . Michael Myers, Alabama
 DL . . . Ed Chester, Florida
 OLB . . . Dwayne Rudd, Alabama
 OLB . . . Ralph Staten, Alabama
 ILB . . . Jamie Duncan, Vanderbilt
 ILB . . . James Bates, Florida
 ILB . . . Takeo Spikes, Auburn
 DB . . . Kevin Jackson, Alabama
 DB . . . Lawrence Wright, Florida
 DB . . . Fred Weary, Florida
 DB . . . Anthonie Loft, Florida
 DB . . . Terry Fair, Tennessee
 P . . . Bill Marinangel, Vanderbilt

OFFENSE - SECOND-TEAM

TE . . . Kris Mangum, Ole Miss
 OL . . . Randy Wheeler, South Carolina
 OL . . . Victor Riley, Auburn
 OL . . . Ben Bordelon, LSU
 OL . . . Matt Stinchcomb, Georgia
 OL . . . Russ Brown, Arkansas
 C . . . John Causey, Alabama
 WR . . . Hines Ward, Georgia
 WR . . . Tyrone Goodson, Auburn
 QB . . . Peyton Manning, Tennessee
 RB . . . Dennis Riddle, Alabama
 RB . . . Jay Graham, Tennessee
 PK . . . Tim Montz, Ole Miss

DEFENSE - SECOND-TEAM

DL . . . Chris Hood, Alabama
 DL . . . Anthony McFarland, LSU
 DL . . . Melvin Bradley, Arkansas
 DL . . . Jimmy Brumbaugh, Auburn &
 OLB . . . Darren Hambrick, South Carolina
 OLB . . . Brandon Tolbert, Georgia
 OLB . . . C.J. McClain, Arkansas
 ILB . . . Paul Lacoste, Miss. State
 ILB . . . Greg Bright, Georgia
 DB . . . Martavius Houston, Auburn
 DB . . . Deshea Townsend, Alabama
 DB . . . Fernando Bryant, Alabama
 DB . . . Corey Johnson, Georgia
 P . . . Andy Russ, Miss. State

1997

OFFENSE - FIRST-TEAM

TE . . . Rufus French, Ole Miss
 OL . . . Alan Faneca, LSU
 OL . . . Robert Hicks, Miss. State
 OL . . . Victor Riley, Auburn
 OL . . . Matt Stinchcomb, Georgia
 C . . . Todd McClure, LSU
 WR . . . Jacquez Green, Florida
 WR . . . Hines Ward, Georgia
 QB . . . Peyton Manning, Tennessee
 RB . . . Fred Taylor, Florida
 RB . . . Kevin Faulk, LSU
 PK . . . Jaret Holmes, Auburn

DEFENSE - FIRST-TEAM

DL . . . Chuck Wiley, LSU
 DL . . . Mike Moten, Florida
 DL . . . Greg Favors, Miss. State
 OLB . . . Jevon Kearse, Florida
 OLB . . . Al Wilson, Tennessee
 ILB . . . Jamie Duncan, Vanderbilt
 ILB . . . Takeo Spikes, Auburn
 DB . . . Fred Weary, Florida
 DB . . . Champ Bailey, Georgia
 DB . . . Cedric Donaldson, LSU
 DB . . . Corey Chavous, Vanderbilt
 DB . . . Terry Fair, Tennessee
 P . . . Chad Kessler, LSU

OFFENSE - SECOND-TEAM

TE . . . Rod Rutledge, Alabama
 OL . . . Brandon Bursworth, Arkansas
 OL . . . Devon Coburn, Ole Miss
 OL . . . Jeno James, Auburn
 OL . . . Chris Samuels, Alabama
 OL . . . John Schlarman, Kentucky
 C . . . Trey Teague, Tennessee
 WR . . . Marcus Nash, Tennessee
 WR . . . Craig Yeast, Kentucky
 QB . . . Dameyone Craig, Auburn
 RB . . . Robert Edwards, Georgia
 RB . . . Jamal Lewis, Tennessee
 RB . . . John Avery, Ole Miss
 PK . . . Brian Hazelwood, Miss. State

DEFENSE - SECOND-TEAM

DL . . . Jonathan Brown, Tennessee
 DL . . . Melvin Bradley, Arkansas
 DL . . . Jimmy Brumbaugh, Auburn &
 OLB . . . Carlton Hall, Vanderbilt
 OLB . . . Broc Kreitz, Ole Miss
 ILB . . . Leonard Little, Tennessee
 ILB . . . Greg Bright, Georgia
 DB . . . Teako Brown, Florida
 DB . . . Deshea Townsend, Alabama
 DB . . . Brad Ware, Auburn
 DB . . . Tremayne Martin, Kentucky
 DB . . . Fernando Bryant, Alabama
 P . . . Jeff Walker, Miss. State

1998

OFFENSE - FIRST-TEAM

TE . . . Rufus French, Ole Miss
 OL . . . Matt Stinchcomb, Georgia
 OL . . . Brandon Bursworth, Arkansas
 OL . . . Zach Piller, Florida
 OL . . . Chris Terry, Georgia
 C . . . Todd McClure, LSU
 WR . . . Craig Yeast, Kentucky
 WR . . . Travis McGriff, Florida
 QB . . . Tim Couch, Kentucky
 RB . . . James Johnson, Miss. State
 RB . . . Kevin Faulk, LSU
 PK . . . Jeff Hall, Tennessee

OFFENSE - SECOND-TEAM

TE . . . Larry Brown, Georgia
 OL . . . Randy Thomas, Miss. State
 OL . . . Chris Samuels, Alabama
 OL . . . Chad Clifton, Tennessee
 OL . . . Kris Comstock, Kentucky
 OL . . . Cosey Coleman, Tennessee
 C . . . Eric Allen, Miss. State
 C . . . Jamar Nesbit, South Carolina
 WR . . . Peerless Price, Tennessee
 WR . . . Anthony Lucas, Arkansas
 QB . . . Quincy Carter, Georgia
 RB . . . Shaun Alexander, Alabama
 RB . . . Deuce McAllister, Ole Miss
 PK . . . Todd Latourette, Arkansas

DEFENSE - FIRST-TEAM

DL . . . Anthony McFarland, LSU
 DL . . . Reggie McGrew, Florida
 DL . . . Leonardo Carson, Auburn

DL . . . Melvin Bradley, Arkansas
 OLB . . . Jevon Kearse, Florida
 OLB . . . Raynoch Thompson, Tenn.
 ILB . . . Al Wilson, Tennessee
 ILB . . . Johnny Rutledge, Florida
 DB . . . Zac Painter, Arkansas
 DB . . . Champ Bailey, Georgia
 DB . . . Teako Brown, Florida
 DB . . . Tony George, Florida
 DB . . . Fernando Bryant, Alabama
 P . . . Daniel Pope, Alabama

DEFENSE - SECOND-TEAM

DL . . . Ed Chester, Florida
 DL . . . Darwin Walker, Tennessee
 DL . . . Edward Smith, Miss. State
 OLB . . . Orantes Grant, Georgia
 OLB . . . Mike Peterson, Florida
 ILB . . . Barrin Simpson, Miss. State
 ILB . . . Jamie Winborn, Vanderbilt
 DB . . . Kirby Smart, Georgia
 DB . . . Mark Roman, LSU
 DB . . . Dwayne Goodrich, Tennessee
 DB . . . Rob Pate, Auburn
 DB . . . Gary Thigpen, Ole Miss
 P . . . Jeff Walker, Miss. State

1999

OFFENSE - FIRST-TEAM

TE . . . James Whalen, Kentucky
 OL . . . Chris Samuels, Alabama
 OL . . . Cooper Carlisle, Florida
 OL . . . Todd Wade, Ole Miss
 OL . . . Cosey Coleman, Tennessee
 C . . . Paul Hogan, Alabama
 WR . . . Freddie Milons, Alabama
 WR . . . Darrell Jackson, Florida
 QB . . . Tee Martin, Tennessee
 RB . . . Shaun Alexander, Alabama
 RB . . . Deuce McAllister, Ole Miss
 PK . . . Jeff Chandler, Florida

DEFENSE - FIRST-TEAM

DL . . . Alex Brown, Florida
 DL . . . Shaun Ellis, Tennessee
 DL . . . Darwin Walker, Tennessee
 OLB . . . Jeff Snedegar, Kentucky
 OLB . . . Raynoch Thompson, Tenn.
 ILB . . . Barrin Simpson, Miss. State
 ILB . . . Jamie Winborn, Vanderbilt
 DB . . . Kenoy Kennedy, Arkansas
 DB . . . Ashley Cooper, Miss. State
 DB . . . Deon Grant, Tennessee
 DB . . . Dwayne Goodrich, Tennessee
 P . . . Andy Smith, Kentucky

OFFENSE - SECOND-TEAM

TE . . . Joe Dean Davenport, Arkansas
 TE . . . Elliott Carson, Vanderbilt
 OL . . . Jeno James, Auburn
 OL . . . Kenyatta Walker, Florida
 OL . . . Chad Clifton, Tennessee
 OL . . . Bobby Williams, Arkansas
 OL . . . Cheston Blackshear, Florida
 OL . . . Tutan Reyes, Ole Miss
 C . . . Miles Luckie, Georgia
 WR . . . Anthony Lucas, Arkansas
 WR . . . Ronney Daniels, Auburn
 QB . . . Clint Stoerner, Arkansas
 RB . . . Joe Gunn, Ole Miss
 RB . . . Jamal Lewis, Tennessee
 PK . . . Scott Westerfield, Miss. State

DEFENSE - SECOND-TEAM

DL . . . Gerard Warren, Florida
 DL . . . Richard Seymour, Georgia
 DL . . . Cornelius Griffin, Alabama
 DL . . . John Hilliard, Miss. State
 OLB . . . John Abraham, South Carolina
 OLB . . . Eddie Strong, Ole Miss
 ILB . . . Kendrick Bell, Georgia
 ILB . . . Orantes Grant, Georgia
 DB . . . Robert Bean, Miss. State
 DB . . . Fred Smoot, Miss. State
 DB . . . Ainsley Battles, Vanderbilt
 DB . . . David Barrett, Arkansas
 DB . . . Anthony Wajda, Kentucky
 P . . . Jeff Walker, Miss. State

2000

OFFENSE - FIRST-TEAM

TE . . . Derek Smith, Kentucky
 TE . . . Robet Royal, LSU
 OL . . . Kenyatta Walker, Florida
 OL . . . Terrence Metcalf, Ole Miss
 OL . . . Mike Pearson, Florida
 OL . . . Kendall Simmons, Auburn



HONORS & ACCOLADES

ALABAMA • ARKANSAS • AUBURN • FLORIDA • GEORGIA • KENTUCKY • LSU • OLE MISS

OL... Jonas Jennings, Georgia
OL... Pork Chop Womack, Miss. State
C... Paul Hogan, Alabama
WR... Jabar Gaffney, Florida
WR... Josh Reed, LSU
QB... Josh Booty, LSU
RB... Rudi Johnson, Auburn
RB... Travis Henry, Tennessee
PK... Alex Walls, Tennessee

DEFENSE - SECOND-TEAM

TE... Elliott Carson, Vanderbilt
OL... Brandon Winey, LSU
OL... Melvin Paige, South Carolina
OL... Jon Stinchcomb, Georgia
OL... Omar Smith, Kentucky
OL... Brian Gruber, Vanderbilt
C... Michael Fair, Miss. State
WR... Cedrick Wilson, Tennessee
WR... Ronney Daniels, Auburn
WR... Jermale Kelly, South Carolina
WR... Dan Stricker, Vanderbilt
QB... Romaro Miller, Ole Miss
RB... Deuce McAllister, Ole Miss
RB... Dicenso Miller, Miss. State
PK... Jeff Chandler, Florida

DEFENSE - FIRST-TEAM

DL... Alex Brown, Florida
DL... John Henderson, Tennessee
DL... Richard Seymour, Georgia
OLB... Kalimba Edwards, South Carolina
OLB... Eric Westmoreland, Tennessee
ILB... Quinton Caver, Arkansas
ILB... Jamie Winborn, Vanderbilt
DB... Lito Sheppard, Florida
DB... Fred Smoot, Miss. State
DB... Tim Wansley, Georgia
DB... Rodney Crayton, Auburn
DB... Ken Lucas, Ole Miss
P... Damon Duval, Auburn

DEFENSE - SECOND-TEAM

DL... Gerard Warren, Florida
DL... Marcus Stroud, Georgia
DL... Derrick Burgess, Ole Miss
OLB... Bradie James, LSU
OLB... Saleem Rasheed, Alabama
ILB... Kendall Bell, Georgia
ILB... Treverence Faulk, LSU
DB... Ryan Clark, LSU
DB... Pig Prather, Miss. State
DB... Andre Lott, Tennessee
DB... Fred Booker, LSU
DB... Sheldon Brown, South Carolina
P... Richie Butler, Arkansas

2001

OFFENSE - FIRST-TEAM

TE... Randy McMichael, Georgia
OL... Terrence Metcalf, Ole Miss
OL... Fred Weary, Tennessee
OL... Mike Pearson, Florida
OL... Kendall Simmons, Auburn
C... Zac Zedalis, Florida
WR... Jabar Gaffney, Florida
WR... Josh Reed, LSU
QB... Rex Grossman, Florida
RB... Travis Stephens, Tennessee
RB... LaBrandon Toefield, LSU
PK... Damon Duval, Auburn

DEFENSE - FIRST-TEAM

DL... Alex Brown, Florida
DL... John Henderson, Tennessee
DL... Will Overstreet, Tennessee
OLB... Kalimba Edwards, South Carolina
OLB... Bradie James, LSU
ILB... Trev Faulk, LSU
ILB... Saleem Rasheed, Alabama
DB... Lito Sheppard, Florida
DB... Synker Taylor, Ole Miss
DB... Tim Wansley, Georgia
DB... Andre Lott, Tennessee
DB... Sheldon Brown, South Carolina
P... Damon Duval, Auburn

OFFENSE - SECOND-TEAM

TE... Terry Jones, Jr., Alabama
OL... Jon Stinchcomb, Georgia
OL... Melvin Paige, South Carolina
OL... Jason Baggett, Kentucky
OL... Shane Hall, South Carolina
OL... Pat Green, Vanderbilt
C... Ben Claxton, Ole Miss
C... Curt McGill, Georgia
WR... Reche Caldwell, Florida
WR... Donte Stallworth, Tennessee

WR... Kelley Washington, Tennessee
WR... Dan Stricker, Vanderbilt
QB... Rohan Davey, LSU
RB... Lew Thomas, Vanderbilt
RB... Joe Gunn, Ole Miss
RB... Fred Talley, Arkansas
PK... Jeff Chandler, Florida

DEFENSE - SECOND-TEAM

DL... Charles Grant, Georgia
DL... Kenny King, Alabama
DL... Kindal Moorehead, Alabama
DL... Jarvis Green, LSU
OLB... Boss Bailey, Georgia
OLB... Eddie Strong, Ole Miss
ILB... Andra Davis, Florida
ILB... Dontarrious Thomas, Auburn
DB... Todd Johnson, Florida
DB... Pig Prather, Miss. State
DB... Andre Goodman, South Carolina
DB... Damien James, LSU
P... Glenn Pakulak, Kentucky

2002

OFFENSE - FIRST-TEAM

TE... Jason Witten, Tennessee
OL... Shawn Andrews, Arkansas
OL... Jon Stinchcomb, Georgia
OL... Antonio Hall, Kentucky
OL... Stephen Peterman, LSU
OL... Marico Portis, Alabama
OL... Wesley Britt, Alabama
C... Ben Nowland, Auburn
WR... Taylor Jacobs, Florida
WR... Terrence Edwards, Georgia
QB... David Greene, Georgia
RB... Artose Pinner, Kentucky
RB... Fred Talley, Arkansas

DEFENSE - FIRST-TEAM

DL... David Pollack, Georgia
DL... Kindal Moorehead, Alabama
DL... Kenny King, Alabama
OLB... Boss Bailey, Georgia
OLB... Karlos Dansby, Auburn
ILB... Bradie James, LSU
ILB... Eddie Strong, Ole Miss
ILB... Hunter Hillenmeyer, Vanderbilt
DB... Ken Hamlin, Arkansas
DB... Corey Webster, LSU
DB... Travaris Robinson, Auburn
DB... Matt Grier, Ole Miss
DB... Julian Battle, Tennessee
DB... Rashad Baker, Tennessee

SPECIALISTS - FIRST-TEAM

P... Glenn Pakulak, Kentucky
PK... Billy Bennett, Georgia
RS... Derek Abney, Kentucky

OFFENSE - SECOND-TEAM

TE... Aaron Walker, Florida
OL... Kevin Breedlove, Georgia
OL... Shannon Snell, Florida
OL... Justin Smiley, Alabama
OL... Will Offenheuse, Tennessee
C... Ben Claxton, Ole Miss
WR... Michael Clayton, LSU
WR... Dan Stricker, Vanderbilt
QB... Rex Grossman, Florida
QB... Jared Lorenzen, Kentucky
RB... Musa Smith, Georgia
RB... Domanick Davis, LSU
RB... Ronnie Brown, Auburn

DEFENSE - SECOND-TEAM

DL... Jarret Johnson, Alabama
DL... Johnathan Sullivan, Georgia
DL... Langston Moore, South Carolina
DL... Dewayne Robertson, Kentucky
OLB... Tony Bua, Arkansas
OLB... Eddie Moore, Tennessee
ILB... Mark Brown, Auburn
ILB... Tony Gilbert, Georgia
ILB... Mario Haggan, Miss. State
DB... Todd Johnson, Florida
DB... Kewian Ratliff, Florida
DB... Kentrell Curry, Georgia
DB... Ahmad Carroll, Arkansas
DB... Gerald Dixon, Alabama
DB... Guss Scott, Florida

SPECIALISTS - SECOND-TEAM

P... Donnie Jones, LSU
PK... John Corbello, LSU
RS... Domanick Davis, LSU

2003

OFFENSE - FIRST-TEAM

TE... Ben Troupe, Florida
OL... Shawn Andrews, Arkansas
OL... Max Starks, Florida
OL... Antonio Hall, Kentucky
OL... Wesley Britt, Alabama
C... Scott Wells, Tennessee
WR... Michael Clayton, LSU
WR... Chris Collins, Ole Miss
QB... Eli Manning, Ole Miss
RB... Carnell Williams, Auburn
RB... Cedric Cobbs, Arkansas

DEFENSE - FIRST-TEAM

DL... David Pollack, Georgia
DL... Chad Lavalais, LSU
DL... Antwan Odum, Alabama
OLB... Karlos Dansby, Auburn
OLB... Derrick Pope, Alabama
ILB... Dontarrious Thomas, Auburn
ILB... Odell Thurman, Georgia
DB... Keiwan Ratliff, Florida
DB... Corey Webster, LSU
DB... Ahmad Carroll, Arkansas
DB... Tony Bua, Arkansas
DB... Sean Jones, Georgia

SPECIALISTS - FIRST-TEAM

P... Dustin Colquitt, Tennessee
PK... Jonathan Nichols, Ole Miss
RS... Derek Abney, Kentucky

OFFENSE - SECOND-TEAM

TE... Jason Peters, Arkansas
OL... Stephen Peterman, LSU
OL... Max Jean-Gilles, Georgia
OL... Michael Munoz, Tennessee
OL... Travelle Wharton, South Carolina
C... Mike Degory, Florida
WR... Devery Henderson, LSU
WR... Justin Jenkins, Miss. State
QB... David Greene, Georgia
QB... Matt Mauck, LSU
RB... Shaud Williams, Alabama
RB... Cedric Houston, Tennessee

DEFENSE - SECOND-TEAM

DL... Jovan Haye, Vanderbilt
DL... Reggie Torbor, Auburn
DL... Bobby McCray, Florida
OLB... Kevin Burnett, Tennessee
OLB... Kevin Simon, Tennessee
ILB... Caleb Miller, Arkansas
ILB... Channing Crowder, Florida
DB... Daryl Dixon, Florida
DB... Gibril Wilson, Tennessee
DB... Thomas Davis, Georgia
DB... Muhammad Abdullah, Kentucky

SPECIALISTS - SECOND-TEAM

P... Cody Ridgeway, Ole Miss
PK... Billy Bennett, Georgia
RS... Skyler Green, LSU

2004

OFFENSE - FIRST-TEAM

TE... Leonard Pope, Georgia
OL... Wesley Britt, Alabama
OL... Marcus McNeill, Auburn
OL... Max Jean-Gilles, Georgia
OL... Mo Mitchell, Florida
OL... Andrew Whitworth, LSU
C... Ben Wilkerson, LSU
WR... Fred Gibson, Georgia
WR... Reggie Brown, Georgia
QB... Jason Campbell, Auburn
RB... Carnell Williams, Auburn
RB... Ronnie Brown, Auburn

DEFENSE - FIRST-TEAM

DL... Marcus Spears, LSU
DL... David Pollack, Georgia
DL... Jeb Huckeba, Arkansas
ILB... Kevin Burnett, Tennessee
ILB... Travis Williams, Auburn
ILB... Cornelius Wortham, Alabama
ILB... Channing Crowder, Florida
ILB... Moses Osemwegie, Vanderbilt
ILB... Odell Thurman, Georgia
ILB... Lionel Turner, LSU
DB... Jason Allen, Tennessee
DB... Thomas Davis, Georgia
DB... Carlos Rogers, Auburn
DB... Junior Rosegreen, Auburn

SPECIALISTS - FIRST-TEAM

P... Jared Cook, Miss. State
PK... Brian Bostick, Alabama
RS... Carnell Williams, Auburn

OFFENSE - SECOND-TEAM

TE... David Jones, LSU
OL... Justin Geisinger, Vanderbilt
OL... Evan Mathis, Alabama
OL... Michael Munoz, Tennessee
OL... Doug Buckles, Ole Miss
OL... Danny Lindsey, Auburn
C... Mike Degory, Florida
WR... O.J. Small, Florida
WR... Troy Williamson, South Carolina
QB... David Greene, Georgia
QB... Matt Jones, Arkansas
RB... Ciatrick Fason, Florida
RB... Jerious Norwood, Miss. State
RB... Cedric Houston, Tennessee

DEFENSE - SECOND-TEAM

DL... Jesse Mahelona, Tennessee
DL... Claude Wroten, LSU
DL... McKinley Boykin, Ole Miss
DL... Stanley McClover, Auburn
LB... Omar Gaither, Tennessee
LB... DeMeco Ryans, Alabama
LB... Freddie Roach, Alabama
LB... Earl Everett, Florida
DB... Corey Webster, LSU
DB... Ko Simpson, South Carolina
DB... LaRon Landry, LSU
DB... Roman Harper, Alabama
DB... Muhammad Abdullah, Kentucky

SPECIALISTS - SECOND-TEAM

P... Dustin Colquitt, Tennessee
PK... Jonathan Nichols, Ole Miss
RS... Tyrone Prothro, Alabama

2005

OFFENSE - FIRST-TEAM

TE... Leonard Pope, Georgia
OL... Tre' Stallings, Ole Miss
OL... Marcus McNeill, Auburn
OL... Max Jean-Gilles, Georgia
OL... Arron Sears, Tennessee
OL... Andrew Whitworth, LSU
C... Mike Degory, Florida
WR... Sidney Rice, South Carolina
WR... Earl Bennett, Vanderbilt
QB... Jay Cutler, Vanderbilt
RB... Kenny Irons, Auburn
RB... Kenneth Darby, Alabama
RB... Darren McFadden, Arkansas

DEFENSE - FIRST-TEAM

DL... Willie Evans, Miss. State
DL... Quentin Hoses, Georgia
DL... Claude Wroten, LSU
LB... DeMeco Ryans, Alabama
LB... Patrick Willis, Ole Miss
LB... Sam Olajubutu, Arkansas
LB... Moses Osemwegie, Vanderbilt
DB... Greg Blue, Georgia
DB... Roman Harper, Alabama
DB... LaRon Landry, LSU
DB... Ko Simpson, South Carolina

SPECIALISTS - FIRST-TEAM

P... Kody Bliss, Auburn
PK... Brandon Couto, Georgia
RS... Skyler Green, LSU

OFFENSE - SECOND-TEAM

TE... Dustin Dunning, Vanderbilt
OL... Tim Duckworth, Auburn
OL... Randy Hand, Florida
OL... Will Arnold, LSU
OL... Daniel Inman, Georgia
OL... Brian Stamper, Vanderbilt
C... Rudy Niswanger, LSU
WR... Chad Jackson, Florida
WR... Tyrone Prothro, Alabama
QB... D.J. Shockley, Georgia
RB... Rafael Little, Kentucky
RB... Jerious Norwood, Miss. State

DEFENSE - SECOND-TEAM

DL... Mark Anderson, Alabama
DL... Jeremy Mincey, Florida
DL... Parys Haralson, Tennessee
DL... Kyle Williams, LSU
LB... Omar Gaither, Tennessee
LB... Travis Williams, Auburn
LB... Freddie Roach, Alabama

HONORS & ACCOLADES



MISSISSIPPI STATE • MISSOURI • SOUTH CAROLINA • TENNESSEE • TEXAS A&M • VANDERBILT

LB ... Kevin Simon, Tennessee
 DB ... Muhammad Abdullah, Kentucky
 DB ... Demetrice Webb, Florida
 DB ... DeMario Minter, Georgia
 DB ... Will Herring, Georgia

SPECIALISTS - SECOND-TEAM

P ... Gordon Ely-Kelso, Georgia
 PK ... Chris Hetland, Florida
 RS ... Felix Jones, Arkansas

2006

OFFENSE - FIRST-TEAM

TE ... Martrez Milner, Georgia
 TE ... Jacob Tamme, Kentucky
 OL ... Arron Sears, Tennessee
 OL ... Zac Tubbs, Arkansas
 OL ... Tim Duckworth, Auburn
 OL ... Tony Ugoh, Arkansas
 C ... Jonathan Luigs, Arkansas
 C ... Steve Rissler, Florida
 WR ... Robert Meacham, Tennessee
 WR ... Dwayne Bowe, LSU
 WR ... Dallas Baker, Florida
 QB ... JaMarcus Russell, LSU
 RB ... Darren McFadden, Arkansas
 RB ... Kenny Irons, Auburn

DEFENSE - FIRST-TEAM

DL ... Glenn Dorsey, LSU
 DL ... Quentin Groves, Auburn
 DL ... Jamaal Anderson, Arkansas
 DL ... Ray McDonald, Florida
 LB ... Patrick Willis, Ole Miss
 LB ... Quinton Culberston, Miss. State
 LB ... Sam Olajubutu, Arkansas
 LB ... Earl Everett, Florida
 LB ... Wesley Woodyard, Kentucky
 DB ... Reggie Nelson, Florida
 DB ... Tra Battle, Georgia
 DB ... Simeon Castille, Alabama
 DB ... LaRon Landry, LSU

SPECIALISTS - FIRST-TEAM

P ... Britton Colquitt, Tennessee
 PK ... John Vaughn, Auburn
 PK ... James Wilhoit, Tennessee
 RS ... Mikey Henderson, Georgia

OFFENSE - SECOND-TEAM

TE ... Andy Boyd, South Carolina
 TE ... Richard Dickson, LSU
 OL ... Chris Williams, Vanderbilt
 OL ... Drew Miller, Florida
 OL ... Michael Oher, Ole Miss
 OL ... Phil Trautwein, Florida
 OL ... Michael Aitchison, Kentucky
 OL ... Antoine Caldwell, Alabama
 OL ... Ben Grubbs, Auburn
 C ... Nick Jones, Georgia
 WR ... Earl Bennett, Vanderbilt
 WR ... D.J. Hall, Alabama
 WR ... Sidney Rice, South Carolina
 WR ... Keenan Burton, Kentucky
 QB ... Chris Leak, Florida
 QB ... Andre' Woodson, Kentucky
 RB ... BenJarvus Green-Ellis, Ole Miss
 RB ... Felix Jones, Arkansas

DEFENSE - SECOND-TEAM

DL ... Titus Brown, Miss. State
 DL ... Derrick Harvey, Florida
 DL ... Tyson Jackson, LSU
 DL ... Charles Johnson, Georgia
 DL ... Antwan Robinson, Arkansas
 LB ... Will Herring, Auburn
 LB ... Brandon Siler, Florida
 LB ... Tony Taylor, Georgia
 LB ... Ali Highsmith, LSU
 DB ... Jonathan Wade, Tennessee
 DB ... Fred Bennett, South Carolina
 DB ... Derek Pegues, Mississippi State
 DB ... Jonathan Hefney, Tennessee
 DB ... Chris Houston, Arkansas
 DB ... David Irons, Auburn
 DB ... Ryan Smith, Florida

SPECIALISTS - SECOND-TEAM

P ... Kody Bliss, Auburn
 PK ... Ryan Succop, South Carolina
 RS ... Felix Jones, Arkansas
 RS ... Craig Davis, LSU

2007

OFFENSE - FIRST-TEAM

TE ... Jacob Tamme, Kentucky

OL ... Robert Felton, Arkansas (G)
 OL ... Andre Smith, Alabama (T)
 OL ... Anthony Parker, Tennessee (G)
 OL ... Herman Johnson, LSU (G)
 OL ... Michael Oher, Ole Miss (T)
 OL ... Chris Williams, Vanderbilt (T)
 C ... Jonathan Luigs, Arkansas (C)
 WR ... Kenny McKinley, South Carolina
 WR ... Earl Bennett, Vanderbilt
 QB ... Tim Tebow, Florida
 RB ... Darren McFadden, Arkansas
 RB ... Knowshon Moreno, Georgia

DEFENSE - FIRST-TEAM

DL ... Glenn Dorsey, LSU
 DL ... Wallace Gilberry, Alabama
 DL ... Quentin Groves, Auburn
 DL ... Greg Hardy, Ole Miss
 DL ... Eric Norwood, South Carolina
 LB ... Ali Highsmith, LSU
 LB ... Wesley Woodyard, Kentucky
 LB ... Jerod Mayo, Tennessee
 LB ... Brandon Spikes, Florida
 DB ... Craig Steltz, LSU (SS)
 DB ... Chevis Jackson, LSU (CB)
 DB ... Simeon Castille, Alabama (CB)
 DB ... Rashad Johnson, Alabama (S)
 DB ... Jonathan Hefney, Tennessee
 DB ... Captain Munnerlyn, So. Carolina

SPECIALISTS - FIRST-TEAM

PK ... Colt David, LSU
 P ... Patrick Fisher, LSU
 RS ... Felix Jones, Arkansas

OFFENSE - SECOND-TEAM

TE ... Cornelius Ingram, Florida
 OL ... Carlton Meeder, Florida (T)
 OL ... Michael Brown, Mississippi State (T)
 OL ... Ciron Black, LSU (T)
 OL ... Antoine Caldwell, Alabama (C/G)
 OL ... Nate Garner, Arkansas (T)
 OL ... Mitch Petrus, Arkansas (G)
 OL ... Jim Tartt, Florida (G)
 OL ... Garry Williams, Kentucky (T)
 C ... Fernando Velasco, Georgia (C)
 WR ... Percy Harvin, Florida
 WR ... DJ Hall, Alabama
 QB ... Andre' Woodson, Kentucky
 RB ... Felix Jones, Arkansas
 RB ... Jacob Hester, LSU

DEFENSE - SECOND-TEAM

DL ... Titus Brown, Mississippi State
 DL ... Derrick Harvey, Florida
 DL ... Jeremy Jarmon, Kentucky
 LB ... Jonathan Goff, Vanderbilt
 LB ... Rico McCoy, Tennessee
 LB ... Darry Beckwith, LSU
 LB ... Jamar Chaney, Mississippi State
 LB ... Dannell Ellerbe, Georgia
 DB ... D.J. Moore, Vanderbilt (CB)
 DB ... Emanuel Cook, South Carolina (S)
 DB ... Michael Grant, Arkansas (CB)
 DB ... Eric Berry, Tennessee
 DB ... Derek Pegues, Mississippi State (FS)

SPECIALISTS - SECOND-TEAM

PK ... Daniel Lincoln, Tennessee
 P ... Britton Colquitt, Tennessee
 P ... Ryan Shoemaker, Auburn
 RS ... Brandon James, Florida

2008

OFFENSE - FIRST-TEAM

TE ... Jared Cook, South Carolina
 OL ... Andre Smith, Alabama (T)
 OL ... Michael Oher, Ole Miss (T)
 OL ... Phil Trautwein, Florida (T)
 OL ... Herman Johnson, LSU (G)
 C ... Antoine Caldwell, Alabama
 WR ... Percy Harvin, Florida
 WR ... Mohamed Massaquoi, Georgia
 QB ... Tim Tebow, Florida
 RB ... Knowshon Moreno, Georgia
 RB ... Charles Scott, LSU

DEFENSE - FIRST-TEAM

DL ... Peria Jerry, Ole Miss
 DL ... Terrence Cody, Alabama
 DL ... Robert Ayers, Tennessee
 DL ... Antonio Coleman, Auburn
 LB ... Brandon Spikes, Florida
 LB ... Rennie Curran, Georgia
 LB ... Eric Norwood, South Carolina
 LB ... Rolando McClain, Alabama
 LB ... Micah Johnson, Kentucky
 DB ... Eric Berry, Tennessee (S)

DB ... D.J. Moore, Vanderbilt (CB)
 DB ... Trevard Lindley, Kentucky (CB)
 DB ... Rashad Johnson, Alabama (S)

SPECIALISTS - FIRST-TEAM

PK ... Colt David, LSU
 P ... Tim Masthay, Kentucky
 RS ... Brandon James, Florida

OFFENSE - SECOND-TEAM

TE ... Richard Dickson, LSU
 TE ... D.J. Williams, Arkansas
 OL ... Garry Williams, Kentucky (T)
 OL ... Anthony Parker, Tennessee (G)
 OL ... Ciron Black, LSU (T)
 OL ... Mike Pouncey, Florida (G)
 OL ... John Jerry, Ole Miss (T)
 OL ... Mike Johnson, Alabama (G)
 C ... Jonathan Luigs, Arkansas
 WR ... Julio Jones, Alabama
 WR ... A.J. Green, Georgia
 QB ... Matthew Stafford, Georgia
 RB ... Glen Coffee, Alabama
 RB ... Michael Smith, Arkansas

DEFENSE - SECOND-TEAM

DL ... Greg Hardy, Ole Miss
 DL ... Myron Pryor, Kentucky
 DL ... Malcolm Sheppard, Arkansas
 DL ... Sen'Derrick Marks, Auburn
 LB ... Dominic Douglas, Miss. State
 LB ... Patrick Benoist, Vanderbilt
 LB ... Jasper Brinkley, South Carolina
 LB ... Rico McCoy, Tennessee
 DB ... Emanuel Cook, South Carolina (S)
 DB ... Javier Arenas, Alabama (CB)
 DB ... Ahmad Black, Florida (SS)
 DB ... Joe Haden, Florida (CB)
 DB ... Derek Pegues, Miss. State (S)

SPECIALISTS - SECOND-TEAM

PK ... Joshua Shene, Ole Miss
 P ... Brian Mimbs, Georgia
 P ... Chas Henry, Florida
 RS ... Javier Arenas, Alabama

2009

OFFENSE - FIRST-TEAM

TE ... Aaron Hernandez, Florida
 OL ... Mike Pouncey, Florida
 OL ... Mike Johnson, Alabama
 OL ... Ciron Black, LSU
 OL ... Mitch Petrus, Arkansas
 OL ... John Jerry, Ole Miss
 C ... Maurice Pouncey, Florida
 WR ... A.J. Green, Georgia
 WR ... Shay Hodge, Ole Miss
 WR ... Tim Tebow, Florida
 RB ... Mark Ingram, Alabama
 RB ... Anthony Dixon, Mississippi State

DEFENSE - FIRST-TEAM

DL ... Antonio Coleman, Auburn
 DL ... Terrence Cody, Alabama
 DL ... Carlos Dunlap, Florida
 DL ... Corey Peters, Kentucky
 LB ... Rolando McClain, Alabama
 LB ... Eric Norwood, South Carolina
 LB ... Brandon Spikes, Florida
 LB ... Rennie Curran, Georgia
 DB ... Eric Berry, Tennessee
 DB ... Joe Haden, Florida
 DB ... Javier Arenas, Alabama
 DB ... Mark Barron, Alabama

SPECIALISTS - FIRST-TEAM

PK ... Leigh Tiffin, Alabama
 P ... Drew Butler, Georgia
 RS ... Javier Arenas, Alabama

OFFENSE - SECOND-TEAM

TE ... D.J. Williams, Arkansas
 OL ... Chris Scott, Tennessee
 OL ... Derek Sherrod, Mississippi State
 OL ... Lee Ziemba, Auburn
 OL ... Zipp Duncan, Kentucky
 C ... Ben Jones, Georgia
 WR ... Brandon LaFell, LSU
 WR ... Julio Jones, Alabama
 QB ... Ryan Mallett, Arkansas
 RB ... Dexter McCluster, Ole Miss
 RB ... Montario Hardesty, Tennessee

DEFENSE - SECOND-TEAM

DL ... Jermaine Cunningham, Florida
 DL ... Geno Atkins, Georgia
 DL ... Dan Williams, Tennessee

DL ... Justin Houston, Georgia
 DL ... Cliff Matthews, South Carolina
 DL ... Malcolm Sheppard, Arkansas
 DL ... Pernell McPhee, Mississippi State
 LB ... Micah Johnson, Kentucky
 LB ... Rico McCoy, Tennessee
 LB ... Chris Marve, Vanderbilt
 LB ... Ryan Stamper, Florida
 DB ... Myron Lewis, Vanderbilt
 DB ... Chad Jones, LSU
 DB ... Walt McFadden, Auburn
 DB ... Patrick Peterson, LSU
 DB ... Trevard Lindley, Kentucky

SPECIALISTS - SECOND-TEAM

PK ... Blair Walsh, Georgia
 P ... Brett Upson, Vanderbilt
 RS ... Warren Norman, Vanderbilt

2010

OFFENSE - FIRST-TEAM

TE ... D.J. Williams, Arkansas
 OL ... Derek Sherrod, Mississippi State
 OL ... Lee Ziemba, Auburn
 OL ... DeMarcus Love, Arkansas
 OL ... James Carpenter, Alabama
 OL ... Clint Boling, Georgia
 C ... Ryan Pugh, Auburn
 WR ... Alshon Jeffery, South Carolina
 WR ... Julio Jones, Alabama
 QB ... Cam Newton, Auburn
 RB ... Marcus Lattimore, South Carolina
 RB ... Stevan Ridley, LSU
 AP ... Randall Cobb, Kentucky

DEFENSE

DL ... Drake Nevis, LSU
 DL ... Marcell Dareus, Alabama
 DL ... Nickeil Fairley, Auburn
 DL ... Pernell McPhee, Mississippi State
 LB ... Danny Trevathan, Kentucky
 LB ... Kelvin Sheppard, LSU
 LB ... Justin Houston, Georgia
 DB ... Patrick Peterson, LSU
 DB ... Mark Barron, Alabama
 DB ... Ahmad Black, Florida
 DB ... Stephon Gilmore, South Carolina

SPECIAL TEAMS

PK ... Blair Walsh, Georgia
 P ... Chas Henry, Florida
 RS ... Patrick Peterson, LSU

HONORARY CAPTAIN

Nick Bell, DE, Mississippi State

OFFENSE - SECOND-TEAM

TE ... Orson Charles, Georgia
 OL ... Larry Warford, Kentucky
 OL ... Barrett Jones, Alabama
 OL ... Garrett Chisolm, South Carolina
 OL ... Joseph Barksdale, LSU
 C ... William Vlachos, Alabama
 WR ... A.J. Green, Georgia
 WR ... Randall Cobb, Kentucky
 QB ... Ryan Mallett, Arkansas
 RB ... Knile Davis, Arkansas
 RB ... Mark Ingram, Alabama
 AP ... Trent Richardson, Alabama

DEFENSE

DL ... Jake Bequette, Arkansas
 DL ... Cliff Matthews, South Carolina
 DL ... Devin Taylor, South Carolina
 DL ... Jerrell Powe, Ole Miss
 LB ... Dont'a Hightower, Alabama
 LB ... Chris White, Mississippi State
 LB ... Chris Marve, Vanderbilt
 LB ... Jerry Franklin, Arkansas
 DB ... Robert Lester, Alabama
 DB ... Janoris Jenkins, Florida
 DB ... Casey Hayward, Vanderbilt
 DB ... Janzen Jackson, Tennessee
 DB ... Dre Kirkpatrick, Alabama
 DB ... Morris Claiborne, LSU

SPECIAL TEAMS

PK ... Josh Jasper, LSU
 P ... Drew Butler, Georgia
 RS ... Trent Richardson, Alabama

2011

OFFENSE - FIRST-TEAM

TE ... Orson Charles, Georgia
 OL ... Barrett Jones, Alabama
 OL ... Will Blackwell, LSU



HONORS & ACCOLADES

ALABAMA • ARKANSAS • AUBURN • FLORIDA • GEORGIA • KENTUCKY • LSU • OLE MISS

OL... Cordy Glenn, Georgia
 OL... Alex Hurst, LSU
 C... William Vlachos, Alabama
 WR... Jarius Wright, Arkansas
 WR... Rueben Randle, LSU
 QB... Tyler Wilson, Arkansas
 RB... Trent Richardson, Alabama
 RB... Michael Dyer, Auburn
 AP... Joe Adams, Arkansas
 AP... Chris Rainey, Florida

DEFENSE

DL... Melvin Ingram, South Carolina
 DL... Sam Montgomery, LSU
 DL... Corey Lemonier, Auburn
 DL... Jake Bequette, Arkansas
 LB... Dont'a Hightower, Alabama
 LB... Courtney Upshaw, Alabama
 LB... Jarvis Jones, Georgia
 DB... Mark Barron, Alabama
 DB... Tyrann Mathieu, LSU
 DB... Morris Claiborne, LSU
 DB... Bacarri Rambo, Georgia

SPECIAL TEAMS

PK... Caleb Sturgis, Florida
 P... Steven Clark, Auburn
 RS... Joe Adams, Arkansas

OFFENSE - SECOND-TEAM

TE... Philip Lutzenkirchen, Auburn
 OL... Chance Warmack, Alabama
 OL... Rokevious Watkins, South Carolina
 OL... Brandon Mosley, Auburn
 OL... Alvin Bailey, Arkansas
 OL... Larry Warford, Kentucky

C... Ben Jones, Georgia
 WR... Da'Rick Rogers, Tennessee
 WR... Marquis Maze, Alabama
 QB... Aaron Murray, Georgia
 RB... Zac Stacy, Vanderbilt
 RB... Spencer Ware, LSU
 RB... Marcus Lattimore, South Carolina
 AP... Onterio McCalebb, Auburn

DEFENSE

DL... Tim Fugger, Vanderbilt
 DL... Josh Chapman, Alabama
 DL... Fletcher Cox, Mississippi State
 DL... Jadeveon Clowney, South Carolina
 DL... Malik Jackson, Tennessee
 LB... Danny Trevathan, Kentucky
 LB... Chris Marve, Vanderbilt
 LB... Ryan Baker, LSU
 LB... Jerry Franklin, Arkansas
 DB... Winston Guy, Kentucky
 DB... Casey Hayward, Vanderbilt
 DB... Dre Kirkpatrick, Alabama
 DB... Brandon Boykin, Georgia

SPECIAL TEAMS

PK... Drew Alleman, LSU
 P... Dylan Breeding, Arkansas
 P... Brad Wing, LSU
 RS... Marquis Maze, Alabama

2012

OFFENSE - FIRST TEAM

TE... Mychal Rivera, Tennessee
 OL... Luke Joeckel, Texas A&M

OL... Chance Warmack, Alabama
 OL... D.J. Fluker, Alabama
 OL... Jake Matthews, Texas A&M
 C... Barrett Jones, Alabama
 WR... Cobi Hamilton, Arkansas
 WR... Jordan Matthews, Vanderbilt
 QB... Johnny Manziel, Texas A&M
 RB... Mike Gillislee, Florida
 RB... Eddie Lacy, Alabama
 AP... Cordarrelle Patterson, Tennessee

DEFENSE

DL... Jadeveon Clowney, South Carolina
 DL... Sam Montgomery, LSU
 DL... Damontre Moore, Texas A&M
 DL... Shariff Floyd, Florida
 LB... Jarvis Jones, Georgia
 LB... C.J. Mosley, Alabama
 LB... Kevin Minter, LSU
 DB... Dee Milliner, Alabama
 DB... Matt Elam, Florida
 DB... Eric Reid, LSU
 DB... Johnthan Banks, Mississippi State

SPECIAL TEAMS

PK... Caleb Sturgis, Florida
 P... Kyle Christy, Florida
 RS... Ace Sanders, South Carolina

OFFENSE - SECOND TEAM

TE... Jordan Reed, Florida
 OL... Larry Warford, Kentucky
 OL... Gabe Jackson, Mississippi State
 OL... Chris Burnette, Georgia
 OL... Dallas Thomas, Tennessee
 C... T.J. Johnson, South Carolina

WR... Ryan Swope, Texas A&M
 WR... Justin Hunter, Tennessee
 QB... AJ McCarron, Alabama
 RB... Todd Gurley, Georgia
 RB... Zac Stacy, Vanderbilt
 AP... Ace Sanders, South Carolina

DEFENSE

DL... Barkevious Mingo, LSU
 DL... Sheldon Richardson, Missouri
 DL... John Jenkins, Georgia
 DL... Corey Lemonier, Auburn
 LB... A.J. Johnson, Tennessee
 LB... Jon Bostic, Florida
 LB... *Cameron Lawrence, Mississippi State
 LB... *Alec Ogletree, Georgia
 DB... D.J. Swearingin, South Carolina
 DB... Bacarri Rambo, Georgia
 DB... Robert Lester, Alabama
 DB... Darius Slay, Mississippi State

SPECIAL TEAMS

PK... Drew Alleman, LSU
 P... * Dylan Breeding, Arkansas
 P... * Richard Kent, Vanderbilt
 RS... Cordarrelle Patterson, Tennessee

SEC ALL-FRESHMAN TEAMS

[Selected by Knoxville News-Sentinel (1986-98); SEC Coaches (1999-)]

1986

OFFENSE

*QB... Tommy Hodson, LSU
 RB... Harvey Williams, LSU
 RB... Octavius Gould, Florida
 RB... James Joseph, Auburn
 REC... Terrence Cleveland, Tennessee
 REC... Willie Green, Ole Miss
 OL... Mike Zuga, Alabama
 OL... Andy Anderson, Alabama
 OL... John Hudson, Auburn
 OL... Burr Weaver, Vanderbilt
 PK... David Brown, LSU
 RS... T.D. Woods, Tennessee

DEFENSE

DL... Demond Winston, Vanderbilt
 DL... Andy Dotson, Georgia
 DL... Darryl Smith, Ole Miss
 DL... Vic Adams, Kentucky
 LB... Vantriese Davis, Alabama
 LB... Pat Moore, Florida
 LB... Jesse Anderson, Miss. State
 LB... Milton Gordon, Tennessee
 DB... Don Price, Ole Miss
 DB... Asa Bennett, Miss. State
 DB... Torrey Price, Vanderbilt
 DB... Ron Robinson, Kentucky
 P... Tommy Parks, Miss. State
 * - Freshman of the Year

1987

OFFENSE

WR... Ernie Mills, Florida
 WR... Alvin Harper, Tennessee
 OL... Tony Robertson, Miss. State
 OL... Roger Shultz, Alabama
 OL... Dawson Prueff, Ole Miss
 OL... Terrill Chatman, Alabama
 OL... Robbin Perry, Tennessee
 QB... Jeff Dunn, Alabama
 *RB... Emmitt Smith, Florida
 RB... Reggie Cobb, Tennessee
 RB... Rodney Hampton, Georgia
 PK... Phillip Doyle, Alabama

DEFENSE

DL... Charles McRae, Tennessee
 DL... Cedric Moore, Vanderbilt
 DL... Robert Lenoir, Alabama
 DL... Robert Young, Miss. State
 LB... Robert Stewart, Alabama
 LB... Mark Murray, Florida
 LB... Huey Richardson, Florida
 DB... Todd Sandroni, Ole Miss
 DB... Kelly Days, Tennessee
 DB... Chris Tolbert, Kentucky
 DB... Eddie Myles, Miss. State
 P... Charles Childers, Ole Miss
 * - Freshman of the Year

1988

OFFENSE

WR... Arthur Marshall, Georgia
 WR... Shayne Wasden, Auburn
 OL... Greg Lahr, Kentucky
 OL... Kenny Stewart, Miss. State
 OL... Bobby Craycraft, Vanderbilt
 OL... John Fisher, Tennessee
 OL... Ed King, Auburn
 QB... Kyle Morris, Florida
 RB... Willie McCleendon, Florida
 RB... Kevin Turner, Alabama
 RB... Henry Love, Auburn
 P... Mike Riley, Miss. State

DEFENSE

DL... Jerry Bell, Kentucky
 DL... Rod Keith, Vanderbilt
 DL... Shazzon Bradley, Tennessee
 LB... Tim Paulk, Florida
 LB... Earnest Fields, Tennessee
 LB... Melvin Hawkins, Miss. State
 LB... Anthony Judge, Auburn
 DB... Chuck Carswell, Georgia
 DB... Bill Fitzpatrick, Vanderbilt
 DB... Chauncey Godwin, Ole Miss
 DB... Charles Gardner, Alabama
 PK... Chip McCallum, Tennessee
 RS... Vince Fuller, LSU

1989

OFFENSE

WR... Clarence Sevellian, Vanderbilt
 WR... Kurt Johnson, Kentucky
 OL... Jack Swan, Georgia
 OL... John James, Miss. State
 OL... Byron Jordan, Miss. State
 OL... Everett Lindsay, Ole Miss
 OL... Chuck Bradley, Kentucky
 QB... Donald Douglas, Florida
 RB... Chuck Webb, Tennessee
 RB... Kenny Roberts, Miss. State
 RB... Darrell Williams, Auburn
 PK... Brian Lee, Ole Miss
 RS... Tony James, Miss. State

DEFENSE

DL... George Brown, Georgia
 DL... Rodney Stowers, Miss. State
 DL... Mike Gandolfo, Vanderbilt
 LB... Marc Woodard, Miss. State
 LB... Alan Young, Vanderbilt
 LB... Nigel Ventress, LSU
 LB... David Walkup, LSU
 DB... Chris Donnelly, Vanderbilt
 DB... Carl Pickens, Tennessee
 DB... Mike Jones, Georgia
 DB... Will White, Florida
 P... David Lawrence, Vanderbilt

1990

OFFENSE

WR... Andre Hastings, Georgia
 WR... Marcus Carter, LSU
 TE... Shannon Mitchell, Georgia
 OL... Anthony Redmon, Auburn
 OL... Kevin Mawae, LSU
 OL... Clint Conlee, Ole Miss
 OL... Shea Bell, Miss. State
 OL... Matt Hammond, Alabama
 QB... Stan White, Auburn
 *RB... Garrison Hearst, Georgia
 RB... Errict Rhett, Florida
 FB... Terry Samuels, Kentucky
 RS... Chris Anderson, Alabama

DEFENSE

DL... Willie Jennings, Georgia
 DL... Bernard Williams, Georgia
 DL... Jeremy Nunley, Alabama
 #LB... James Willis, Auburn
 LB... Roovelroe Swan, LSU
 LB... Shelton Quarles, Vanderbilt
 LB... Ed Robinson, Florida
 DB... Anthony Marshall, LSU
 DB... Ralph Thompson, Georgia
 DB... Robert Davis, Vanderbilt
 DB... Aaron Smith, Vanderbilt
 P... Joey Chapman, Tennessee
 * - Freshman of the Year (Offense)
 # - Freshman of the Year (Defense)

1991

OFFENSE

WR... David Palmer, Alabama
 WR... Aubrey Hill, Florida
 OL... Jon Stevenson, Alabama
 OL... Steve Roberts, Georgia
 OL... Mark Askin, Kentucky
 OL... Richard Saenz, Vanderbilt
 *QB... Eric Zeier, Georgia
 RB... James Stewart, Tennessee
 RB... Aaron Hayden, Tennessee
 P... Joe Frazier, Auburn
 FB... Michael Davis, Miss. State
 PK... John Becksvoort, Tennessee
 RS... Thomas Bailey, Auburn

DEFENSE

DL... William Crowell, LSU
 DL... Damon Betz, Kentucky
 DL... Ellis Johnson, Florida
 DL... Kevin Carter, Florida
 LB... Michael Rogers, Alabama
 LB... Damon Ward, Georgia
 DB... Melvin Johnson, Kentucky
 DB... Ivory Hilliard, LSU
 DB... Rodney Young, LSU
 DB... Fred Smith, Auburn
 DB... Larry Kennedy, Florida
 P... Shayne Edge, Florida
 * - Freshman of the Year

HONORS & ACCOLADES



MISSISSIPPI STATE • MISSOURI • SOUTH CAROLINA • TENNESSEE • TEXAS A&M • VANDERBILT

1992 OFFENSE

WR... Jack Jackson, Florida
OL... Jeff Smith, Tennessee
OL... Bubba Miller, Tennessee
OL... Reggie Green, Florida
OL... Owen Neil, Vanderbilt
*QB... Steve Taneyhill, S. Carolina
RB... Cliff Deese, Vanderbilt
RB... Oscar Malone, Arkansas
FB... Royce Love, Vanderbilt
PK... Michael Proctor, Alabama
PRS... Shawn Summers, Tennessee
KORS... David Butler, LSU

DEFENSE

DL... Johnie Church, Florida
DL... Eric Sullivan, S. Carolina
DL... Jeff Kaiser, Georgia
DL... David Barnard, Florida
OLB... Ben Hanks, Florida
OLB... James Gillyard, LSU
*ILB... Randall Godfrey, Georgia
ILB... Anthony Harris, Auburn
DB... Michael Lowery, Ole Miss
DB... Jason Parker, Tennessee
DB... David Snardon, Kentucky
* - Freshman of the Year (Offense)
- Freshman of the Year (Defense)

1993 OFFENSE

WR... Ta'Boris Fisher, Ole Miss
WR... Joey Kent, Kentucky
WR... Kenny Causey, Miss. State
OL... Willie Anderson, Auburn
OL... John Harrison, S. Carolina
OL... Ben Bordelon, LSU
OL... Adam Meadows, Georgia
C... Don Struebing, Arkansas
*QB... Danny Wuertffel, Florida
RB... Moe Williams, Kentucky
ATH... Eddie Kennison, LSU

DEFENSE

DL... Leland Taylor, Tennessee
DL... Cameron Davis, Florida
DL... Walter Rouse, Georgia
LB... Mike Calais, LSU
LB... Darren Hambrick, Florida
LB... Dwayne Curry, Miss. State
LB... Mark Smith, Arkansas
DB... Lawrence Wright, Florida
DB... Anthonie Lott, Florida
DB... Raymond Austin, Tennessee
DB... Eric Vance, Vanderbilt
Sp. Teams
... Terry Cousin, S. Carolina
PK... Reed Morton, S. Carolina
* - Freshman of the Year

1994 OFFENSE

OL... John Schlarman, Kentucky
OL... Victor Riley, Auburn
OL... Adam Perry, LSU
OL... Robert Poole, Tennessee
OL... Will Jacobs, Vanderbilt
C... Paul Beckwith, S. Carolina
WR... Reidel Anthony, Florida
WR... Ike Hilliard, Florida
*QB... Peyton Manning, Tennessee
RB... Fred Taylor, Florida
RB... Elijah Williams, Florida
RB... Hines Ward, Georgia

DEFENSE

DL... Travis Stroud, Georgia
DL... David Carmona, LSU
DL... James Greir, Miss. State
DL... Jay Stallworth, Vanderbilt
LB... Chad Hudson, Kentucky
LB... Dewayne Rudd, Alabama
LB... Nate Wayne, Ole Miss
LB... Conley Earls, Miss. State
LB... Greg Bright, Georgia
DB... DeShea Townsend, Alabama
DB... Ken Alvis, Auburn
DB... Mike Harris, Florida

DB... Terry Fair, Tennessee
DB... Ben Washington, S. Carolina
DB... Corey Chavous, Vanderbilt
DB... Matt Anderson, Vanderbilt
RS... Kio Sanford, Kentucky
P... Matt Wait, Arkansas
* - Freshman of the Year

1995 OFFENSE

WR... Zola Davis, South Carolina
WR... Jacquez Green, Florida
WR... Anthony Lucas, Arkansas
WR... Craig Yeast, Kentucky
OL... Jamar Nesbitt, South Carolina
OL... Mo Collins, Florida
OL... Alan Faneca, LSU
OL... Jonas Liening, Kentucky
OL... Russ Brown, Arkansas
QB... Herbert Tyler, LSU
*RB... Kevin Faulk, LSU
RB... Torin Kirtsey, Georgia
RB... Terry Jackson, Florida
RB... Kendall Cleveland, LSU

DEFENSE

*DL... Anthony McFarland, LSU
DL... Jimmy Brumbaugh, Auburn
DL... Marvin Major, Kentucky
DL... Ron Green, Tennessee
DL... Chris Hood, Alabama
LB... Takeo Spikes, Auburn
LB... Johnny Rutledge, Florida
LB... Mike Peterson, Florida
*DB... Martavious Houston, Auburn
DB... Armin Love, Georgia
DB... Fernando Bryant, Alabama
DB... Arturo Freeman, South Carolina
PK... Jeff Hall, Tennessee
KR... Robert Baker, Auburn
* - Co-Freshman of the Year

1996 OFFENSE

WR... Todd Yoder, Vanderbilt
WR... Larry Foster, LSU
TE... Chad Spencer, Kentucky
OL... Spencer Riley, Tennessee
OL... David De La Perralle, Kentucky
OL... Ryan Kalich, Florida
OL... Chris Samuels, Alabama
OL... Jeno James, Auburn
RB... *Derick Logan, Kentucky
RB... Rondell Mealey, LSU
RB... Shaun Alexander, Alabama
QB... Matt Wyatt, Miss. State
P... Courtney Leavitt, South Carolina
PK... Hap Hines, Georgia

DEFENSE

DL... Theo Williams, LSU
DL... Billy Ratliff, Tennessee
DL... George Massey, Kentucky
DL... Reggie McGrew, Florida
DL... D.J. Cooper, Arkansas
LB... Jevon Kearse, Florida
LB... Armegis Spearman, Ole Miss
LB... Charles Smith, LSU
DB... *Mark Roman, LSU
DB... Tim Strickland, Ole Miss
DB... Brad Ware, Auburn
DB... Champ Bailey, Georgia
DB... Ronnie Heard, Ole Miss
DB... Kendall Roberson, Miss. State
* - Freshman of the Year

1997 OFFENSE

WR... Abram Booty, LSU
WR... Jermale Kelly, South Carolina
OL... Terrence Metcalf, Ole Miss
OL... Paul Hogan, Alabama
OL... Trey Langley, LSU
OL... Cozey Coleman, Tennessee
OL... Zac Zedalis, Florida
RB... *Jamal Lewis, Tennessee
RB... Derek Homer, Kentucky
RB... Jimmy Williams, Vanderbilt
RB... Jared McGrath, Vanderbilt

QB... Victor Penn, South Carolina
P... Reagan King, Ole Miss
PK... Seth Hanson, Kentucky

DEFENSE

DL... Derrick Burgess, Ole Miss
DL... Kenny Smith, Alabama
DL... Ryan Aulds, Vanderbilt
DL... Marcus Stroud, Georgia
LB... Travis Carroll, Alabama
LB... Randy Garner, Arkansas
LB... Quentin Caver, Arkansas
DB... Marcus Spencer, Alabama
DB... Rob Pate, Auburn
DB... Willie Gary, Kentucky
DB... Larry Casher, Auburn
* - Freshman of the Year

1998 OFFENSE

WR... Reggie Robinson, LSU
WR... Nezhir Hasanoglu, Vanderbilt
OL... Kevin Rivers, South Carolina
OL... Matt Brown, Kentucky
OL... Philip Jones, South Carolina
OL... Kenyatta Walker, Florida
OL... Melvin Paige, South Carolina
RB... Dincenzo Miller, Miss. State
RB... Robert Gillespie, Florida
QB... *Quincy Carter, Georgia
P... David Wasielewski, Florida
PK... Christian Chauvin, LSU
ATH... Freddie Milons, Alabama

DEFENSE

DL... Kindal Moorehead, Alabama
DL... Jarvis Green, LSU
DL... Doyle Crosby, Vanderbilt
DL... Carlos Hall, Arkansas
LB... Eddie Strong, Ole Miss
LB... Jamie Winborn, Vanderbilt
LB... James Callier, Auburn
DB... Reggie Myles, Alabama
DB... Orlando Green, Arkansas
DB... Bennie Alexander, Florida
DB... David Johnson, Kentucky
* - Freshman of the Year

1999 OFFENSE

WR... *Ronney Daniels, Auburn
WR... Terrence Edwards, Georgia
TE... Randy McMichael, Georgia
OL... Mike Pearson, Florida
OL... Kevin Breedlove, Georgia
OL... Dante Ellington, Alabama
OL... Jon Stinchcomb, Georgia
C... Ben Claxton, Ole Miss
RB... Cedric Cobbs, Arkansas
RB... Earnest Graham, Florida
QB... Tyler Watts, Alabama
PK... John Corbello, LSU

DEFENSE

DL... Kenny King, Alabama
DL... Charles Grant, Georgia
DL... Albert Haynesworth, Tennessee
LB... Saleem Rasheed, Alabama
LB... Marvin Constant, Alabama
LB... Treverance Faulk, LSU
LB... Bradie James, LSU
LB... Jeremy Lawrence, LSU
DB... Rashad Faison, South Carolina
DB... Rushen Jones, Vanderbilt
DB... Daryl Dixon, Florida
DB... Todd Johnson, Florida
P... Richie Butler, Arkansas
* - Freshman of the Year

2000 OFFENSE

WR... Jabar Gaffney, Florida*
WR... Derek Abney, Kentucky
WR... Richard Smith, Arkansas
TE... Robert Johnson, Auburn
OL... Michael Munoz, Tennessee
OL... Antonio Hall, Kentucky
OL... Travelle Wharton, South Carolina

OL... Rodney Reed, LSU
C... Scott Wells, Tennessee
QB... Rex Grossman, Florida
RB... LaBrand Toefield, LSU
RB... Chad Scott, Kentucky
PK... Billy Bennett, Georgia

DEFENSE

DL... DeMarco McNeil, Auburn
DL... DeWayne Robertson, Kentucky
DL... Clint Mitchell, Florida
LB... Jason Clark, Miss. State
LB... Caleb Miller, Arkansas
LB... Dontarrious Thomas, Auburn
LB... Travis Harris, Florida
DB... Ken Hamlin, Arkansas
DB... Rashad Baker, Tennessee
DB... Deandre Eiland, S. Carolina
DB... Roshard Gilyard, Auburn
P... Donnie Jones, LSU
* - Freshman of the Year

2001 OFFENSE

WR... Kelley Washington, Tennessee
WR... Fred Gibson, Georgia
TE... Marcus Spears, LSU
OL... Ben Wilkerson, LSU
OL... Shawn Andrews, Arkansas
OL... Wesley Britt, Alabama
OL... Justin Smiley, Alabama
OL... Justin Geisinger, Vanderbilt
QB... David Greene, Georgia*
RB... Carnell Williams, Auburn
RB... Ronnie Brown, Auburn
PK... Jonathan Nichols, Ole Miss

DEFENSE

DL... Ellery Moore, Kentucky
DL... David Pollack, Kentucky
DL... Ronald Fields, Miss. State
LB... Pat Brunner, Vanderbilt
LB... Jeb Hukeba, Arkansas
LB... Brian Lester, Ole Miss
LB... Rob Robertson, Ole Miss
DB... Carlos Rogers, Auburn
DB... Ahmad Carroll, Arkansas
DB... Lorenzo Parker, Vanderbilt
DB... Eric Oliver, Ole Miss
P... Dustin Colquitt, Tennessee
* - Freshman of the Year

2002 OFFENSE

WR... Troy Williamson, South Carolina
WR... Mike Espy, Ole Miss
TE... Cooper Wallace, Auburn
OL... Marcus McNeil, Auburn
OL... Tre Stallings, Ole Miss
OL... Mac Pyle, Vanderbilt
OL... Andrew Whitworth, LSU
C... Mike Degory, Florida
QB... Jay Cutler, Vanderbilt
RB... Joseph Addai, LSU
RB... Kwane Doster, Vanderbilt*

DEFENSE

DL... Moe Thompson, South Carolina
DL... Darrius Swain, Georgia
DL... Deion Holts, Kentucky
DL... McKinley Boykin, Ole Miss
LB... Freddie Roach, Alabama
LB... Lance Laury, South Carolina
LB... Moses Osemwengie, Vanderbilt
DB... Cameron Vaughn, LSU
DB... Charlie Pehrah, Alabama
DB... Tim Jennings, Georgia
DB... Travis Johnson, Ole Miss
DB... Darren Williams, Miss. State

SPECIALISTS

P... Greg Johnson, Vanderbilt
PK... Taylor Begley, Kentucky
RS... Kwane Doster, Vanderbilt
* - Freshman of the Year

2003 OFFENSE

WR... Courtney Taylor, Auburn



HONORS & ACCOLADES

ALABAMA • ARKANSAS • AUBURN • FLORIDA • GEORGIA • KENTUCKY • LSU • OLE MISS

WR... Marlon White, Vanderbilt
TE... Keith Zinger, LSU
OL... Donovan Davis, Miss. State
OL... Daniel Inman, Georgia
OL... Arron Sears, Tennessee
OL... Brian Stamper, Vanderbilt
OL... Tom Sorensen, Vanderbilt
QB... Chris Leak, Florida*
RB... Demetris Summers, S. Carolina
RB... Michael Cooper, Georgia

DEFENSE

DL... Ray McDonald, Florida
DL... Quentin Moses, Georgia
DL... Lamar Mills, Kentucky
LB... Channing Crowder, Florida
LB... Earl Everett, Florida
LB... Juwan Garth, Alabama
LB... Durrell White, Kentucky
DB... Will Herring, Auburn
DB... Corey Campbell, Tennessee
DB... LaRon Landry, LSU
DB... Quinton Culberson, Miss. State

SPECIALISTS

P... Eric Wilbur, Florida
PK... James Wilhoit, Tennessee
* - Freshman of the Year

2004

OFFENSE

WR... Marcus Monk, Arkansas
WR... Early Doucet, LSU
TE... Eric Butler, Miss. State
OL... Will Arnold, LSU
OL... Robert Felton, Arkansas
OL... Matt Gilbow, Arkansas
OL... Chester Adams, Georgia
C... Hamilton Holliday, Vanderbilt
QB... Erik Ainge, Tennessee
RB... Thomas Brown, Georgia
RB... Danny Ware, Georgia

DEFENSE

DL... Quentin Groves, Auburn
DL... Stanley McClover, Auburn
DL... Wallace Gilberry, Alabama
DL... Corey Clark, Miss. State
LB... Brandon Siler, Florida
LB... Titus Brown, Miss. State
LB... Wesley Woodyard, Kentucky
LB... Jonathan Goff, Vanderbilt
LB... Garry Pack, Ole Miss
DB... Roshawn Fellows, Tennessee
DB... Ko Simpson, South Carolina
DB... Jonathan Hefney, Tennessee
DB... Mario Bobo, Miss. State

SPECIALISTS

P... Jeremy Davis, Arkansas
PK... Andy Bailey, Georgia
RS... Jonathan Lowe, Miss. State
* - Freshman of the Year

2005

OFFENSE

WR... Earl Bennett, Vanderbilt
WR... Sidney Rice, South Carolina
TE... Nick Walker, Alabama
OL... Jonathan Luigs, Arkansas
OL... B.J. Stabler, Alabama
OL... Ramon Foster, Tennessee
OL... Antoine Caldwell, Alabama
OL... Michael Oher, Ole Miss
QB... Casey Dick, Arkansas
*RB... Darren McFadden, Arkansas
RB... Arian Foster, Tennessee

DEFENSE

DL... Bobby Greenwood, Alabama
DL... Dakota Walker, South Carolina
DL... Jeff Owens, Georgia
DL... Tyson Jackson, LSU
LB... Freddie Fairchild, Arkansas
LB... Braxton Kelley, Kentucky
LB... Jamar Chaney, Miss. State
LB... Anthony Littlejohn, Miss. State
DB... Reshard Langford, Vanderbilt
DB... Jamarca Sanford, Ole Miss
DB... Shomari Moore, Kentucky

DB... David Jones, Kentucky
DB... Derek Pegues, Miss. State

SPECIALISTS

P... Bryant Hahnfeldt, Vanderbilt
PK... Blake McAdams, Miss. State
RS... Felix Jones, Arkansas
* - Freshman of the Year

2006

OFFENSE

TE... Ben Cleveland, Arkansas
OL... Andre Smith, Alabama
OL... Ciron Black, LSU
OL... John Jerry, Ole Miss
OL... Justin Jeffries, Kentucky
OL... Craig Jenkins, Miss. State
C... Josh McNeil, Tennessee
*WR... Percy Harvin, Florida
WR... Brandon LaFell, LSU
WR... Damian Williams, Arkansas
QB... Matthew Stafford, Georgia
QB... Tim Tebow, Florida
RB... LaMarcus Coker, Tennessee
RB... Anthony Dixon, Miss. State

DEFENSE

DL... Ricky Jean-Francois, LSU
DL... Sen'Derrick Marks, Auburn
DL... Kade Weston, Georgia
LB... Prince Hall, Alabama
LB... Rodney Paulk, South Carolina
LB... Micah Johnson, Kentucky
LB... Rico McCoy, Tennessee
LB... Wendel Davis, Arkansas
LB... Jamon Hughes, Miss. State
DB... Trevard Lindley, Kentucky
DB... Emanuel Cook, South Carolina
DB... D.J. Moore, Vanderbilt
DB... Aairon Savage, Auburn
DB... Jeraud Powers, Auburn

SPECIALISTS

P... P.J. Fitzgerald, Alabama
PK... Lones Seiber, Kentucky
PK... Joshua Shene, Ole Miss
RS... Brandon James, Florida
* - Freshman of the Year

2007

OFFENSE

TE... D.J. Williams, Arkansas
OL... Ryan Pugh, Auburn
OL... Trinton Sturdivant, Georgia
OL... Lee Ziemba, Auburn
OL... Clint Boling, Georgia
OL... Maurkice Pouncey, Florida
OL... Chaz Ramsey, Auburn
WR... Terrance Toliver, LSU
WR... Denarius Moore, Tennessee
QB... Wesley Carroll, Mississippi State
RB... *Knowshon Moreno, Georgia
RB... Terry Grant, Alabama

DEFENSE

DL... Ladi AjiBoye, South Carolina
DL... Damario Ambrose, Arkansas
DL... Antoine Carter, Auburn
LB... Rolando McClain, Alabama
LB... Freddy Burton, Arkansas
LB... Cliff Matthews, South Carolina
LB... A.J. Jones, Florida
DB... Eric Berry, Tennessee
DB... Joe Haden, Florida
DB... Major Wright, Florida
DB... Zac Etheridge, Auburn
DB... Kareem Jackson, Alabama
DB... Chad Jones, LSU

SPECIALISTS

PK... Daniel Lincoln, Tennessee
PK... Alex Tejada, Arkansas
P... Ryan Shoemaker, Auburn
RS... Chad Jones, LSU
* - Freshman of the Year

2008

OFFENSE

TE... Brandon Barden, Vanderbilt

OL... Justin Anderson, Georgia
OL... Cordy Glenn, Georgia
OL... John Michael Boswell, Alabama
OL... Grant Cook, Arkansas
OL... Kyle Fischer, Vanderbilt
OL... Quentin Saulsberry, Miss. State
C... Ben Jones, Georgia
WR... *A.J. Green, Georgia
WR... Julio Jones, Alabama
QB... Randall Cobb, Kentucky
RB... Mark Ingram, Alabama
RB... Jeffery Demps, Florida
RB... Chris Rainey, Florida

DEFENSE

DL... Jake Bequette, Arkansas
DL... T.J. Greenstone, Vanderbilt
DL... Zach Stadther, Arkansas
DL... Darlyon Tyson, Georgia
LB... Chris Marve, Vanderbilt
LB... Dont'a Hightower, Alabama
LB... Jerry Franklin, Arkansas
LB... Spencer Pybus, Auburn
LB... Darly Vereen, Tennessee
DB... Janoris Jenkins, Florida
DB... Will Hill, Florida
DB... Charles Mitchell, Miss. State
DB... Neiko Thorpe, Auburn

SPECIALISTS

PK... Blair Walsh, Georgia
RS... Dennis Johnson, Arkansas
* - Freshman of the Year

2009

OFFENSE

TE... Orson Charles, Georgia
OL... Barrett Jones, Alabama
OL... Aaron Douglas, Tennessee
OL... Xavier Nixon, Florida
OL... Ryan Seymour, Vanderbilt
OL... Larry Warford, Kentucky
OL... T.J. Johnson, South Carolina
WR... Alshon Jeffery, South Carolina
WR... Chad Bumphis, Mississippi State
QB... Morgan Newton, Kentucky
RB... Trent Richardson, Alabama
RB... *Warren Norman, Vanderbilt

DEFENSE

DL... Devin Taylor, South Carolina
DL... Tenarius Wright, Arkansas
DL... Fletcher Cox, Mississippi State
DL... Montez Robinson, Georgia
DL... Omar Hunter, Florida
LB... Nico Johnson, Alabama
LB... D.T. Shackelford, Ole Miss
LB... Herman Lathers, Tennessee
DB... Johnthan Banks, Miss. State
DB... Corey Broomfield, Miss. State
DB... Daren Bates, Auburn
DB... Stephon Gilmore, S. Carolina

SPECIALISTS

PK... Ryan Fowler, Vanderbilt
P... Tyler Campbell, Ole Miss
RS... *Warren Norman, Vanderbilt

2010

OFFENSE

TE... Jordan Aumiller, Kentucky
OL... JáWuan James, Tennessee
OL... D.J. Fluker, Alabama
OL... Wesley Johnson, Vanderbilt
OL... Alvin Bailey, Arkansas
OL... Gabe Jackson, Mississippi State
C... Travis Swanson, Arkansas
WR... Ace Sanders, South Carolina
WR... Justin Hunter, Tennessee
QB... Aaron Murray, Georgia
RB... *Marcus Lattimore, S. Carolina
RB... Mike Dyer, Auburn
AP... Trey Burton, Florida

DEFENSE

DL... Jacques Smith, Tennessee
DL... Barkevious Mingo, LSU
DL... Sharrif Floyd, Florida
DL... Byran Jones, Arkansas
DL... Kwame Geathers, Georgia

DL... Corey Lemonier, Auburn
DL... *Walker May, Vanderbilt
DL... Sam Montgomery, LSU
LB... C.J. Mosley, Alabama
LB... Jelani Jenkins, Florida
LB... *Ronald Powell, Florida
LB... Yann Propst, Tennessee
DB... Tyrann Mathieu, LSU
DB... Nickoe Whitley, Mississippi State
DB... Kenny Ladler, Vanderbilt
RB... Dee Milliner, Alabama
DB... Alec Ogletree, Georgia

SPECIAL TEAMS

PK... Zach Hocker, Arkansas
P... Cody Mandell, Alabama
RS... Andre DeBose, Florida

2011

OFFENSE

TE... Malcolm Johnson, Miss. State
OL... A.J. Cann, South Carolina
OL... Marcus Jackson, Tennessee
OL... Cyrus Kouandjio, Alabama
OL... Chaz Green, Florida
C... Reese Dismukes, Auburn
WR... Malcolm Mitchell, Georgia
WR... Odell Beckham Jr., LSU
QB... Maxwell Smith, Kentucky
RB... Isaiiah Crowell, Georgia
RB... Kenny Hilliard, LSU
AP... Bruce Ellington, South Carolina

DEFENSE

DL... *Jadeveon Clowney, S. Carolina
DL... Trey Flowers, Arkansas
DL... Anthony Johnson, LSU
DL... Kaleb Eulls, Mississippi State
LB... A.J. Johnson, Tennessee
LB... Curt Maggitt, Tennessee
LB... Serderius Bryant, Ole Miss
DB... Brian Randolph, Tennessee
DB... Vinnie Sunseri, Alabama
DB... Pop Saunders, Florida
DB... Tevin Mitchel, Arkansas

SPECIAL TEAMS

PK... James Hairston, LSU
P... Brad Wing, LSU
RS... Marquel Wade, Arkansas

2012

OFFENSE

TE... Jerrell Adams, South Carolina
OL... John Theus, Georgia
OL... D.J. Humphries, Florida
OL... Brandon Shell, South Carolina
OL... Vadal Alexander, LSU
C... Ryan Kelly, Alabama
WR... Amari Cooper, Alabama
WR... Mike Evans, Texas A&M
QB... *Johnny Manziel, Texas A&M
RB... Todd Gurley, Georgia
RB... T.J. Yeldon, Alabama
AP... Trey Williams, Texas A&M

DEFENSE

DL... Dante Fowler, Florida
DL... Jonathan Bullard, Florida
DL... Issac Gross, Ole Miss
DL... D.J. Pettway, Alabama
LB... Denzel Nkemdiche, Ole Miss
LB... Benardrick McKinney, Mississippi State
LB... A.J. Turner, Arkansas
LB... Otha Peters, Arkansas
LB... Antonio Morrison, Florida
DB... Jalen Collins, LSU
DB... T.J. Gurley, South Carolina
DB... Rohan Gaines, Arkansas
DB... LaDarrell McNeil, Tennessee

SPECIAL TEAMS

PK... Andrew Baggett, Missouri
P... Landon Foster, Kentucky
RS... Trey Williams, Texas A&M



SEC COACHES' RECORDS

ALABAMA

Coach	Tenure	Conference		Overall	
		W - L - T		W - L - T	
E.B. Beaumont	1892	-	-	2-2-0	
Eli Abbott	1893-95, 1902	-	-	7-12-0	
Otto Wagonhurst	1896	-	-	2-1-0	
Allen McCants	1897	-	-	1-0-0	
W.A. Martin	1899	-	-	3-1-0	
M. Griffin	1900	-	-	2-3-0	
M.H. Harvey	1901	-	-	2-1-2	
W.B. Blount	1903-04	-	-	10-7-0	
Jack Leavenworth	1905	-	-	6-4-0	
J.W.H. Pollard	1906-09	-	-	20-4-5	
Guy Lowman	1910	-	-	4-4-0	
D.V. Graves	1911-14	-	-	21-12-3	
Thomas Kelly	1915-17	-	-	17-7-1	
Xen C. Scott	1919-22	-	-	29-9-3	
Wallace Wade	1923-30	-	-	61-13-3	
Frank Thomas	1931-46	59-16-6		115-24-7	
Harold (Red) Drew	1947-54	33-21-7		54-29-7	
J. B. Whitworth	1955-57	3-18-1		4-24-2	
Paul (Bear) Bryant	1958-82	137-28-5		232-46-9	
Ray Perkins	1983-86	14-9-1		32-15-1	
Bill Curry	1987-89	14-6-0		26-10-0	
Gene Stallings	1990-96	#38-16-0		#62-25-0	
Mike DuBose	1997-2000	16-16-0		24-23-0	
Dennis Franchione	2001-02	10-6		17-8	
Mike Shula	2003-06	13-19		26-14	
Joe Kines&	2006	0-0		0-1	
Nick Saban	2007-	39-9		68-13	

- Indicates forfeits imposed on Alabama by NCAA
 & - Interim head coach for 2006 Independence Bowl

ARKANSAS*

Coach	Tenure	Conference		Overall	
		W - L - T		W - L - T	
John C. Futrall	1894-96	-	-	5-2-0	
B.N. Wilson	1897-98	-	-	4-1-1	
Colbert Searles	1899-1900	-	-	5-2-2	
Charles Thomas	1901-02	-	-	9-8-0	
D.A. McDaniel	1903	-	-	3-4-0	
A.D. Brown	1904-05	-	-	6-9-0	
F.C. Longman	1906-07	-	-	5-8-3	
Hugo Bezdek	1908-12	-	-	29-13-1	
E.T. Pickering	1913-14	-	-	11-7-0	
T.T. McConnell	1915-16	1-3-0		8-6-1	
Norman Paine	1917-18	0-2-1		8-3-1	
J.B. Craig	1919	1-2-0		3-4-0	
G.W. McLaren	1920-21	4-1-1		8-5-3	
Francis Schmidt	1922-28	14-13-2		42-20-3	
Fred Thomsen	1929-41	26-42-3		56-61-1	
George Cole	1942	0-6-0		3-7-0	
John Tomlin	1943	1-4-0		2-7-0	
Glen Rose	1944-45	3-7-1		8-12-1	
John Barnhill	1946-49	10-13-1		22-17-3	
Otis Douglas	1950-52	4-14-0		9-21-0	
Bowden Wyatt	1953-54	7-5-0		11-10-0	
Jack Mitchell	1955-57	8-9-1		17-12-1	
Frank Broyles	1958-76	91-35-5		144-58-5	
Lou Holtz	1977-83	37-18-1		60-21-2	
Ken Hatfield	1984-89	36-10-0		55-17-1	
Jack Crowe	1990-91	6-10-0		9-15-0	
Joe Kines#	1992	3-4-1		3-6-1	
Danny Ford	1993-97	•16-23-1		•26-30-1	
Houston Nutt	1998-07	42-38		75-48	
%Reggie Herring	2008	0-0		0-1	
Bobby Petrino	2008-2011	17-15		34-17	
John L. Smith	2012	2-6		4-8	

- Interim head coach after first game of 1992 season.
 % - Interim head coach for 2008 Cotton Bowl.
 * - Southwest Conference 1915-1991
 • - Indicates game forfeited to Arkansas

AUBURN

Coach	Tenure	Conference		Overall	
		W - L - T		W - L - T	
Dr. George Petrie	1892	-	-	2-2-0	
G.H. Harvey, D.M. Balliet	1893	-	-	3-0-2	
F.M. Hall	1894	-	-	1-3-0	
John Heisman	1895-99	-	-	12-4-2	
Billy Watkins	1900-01	-	-	6-3-1	
R.S. Kent	1902	-	-	2-2-1	
Mike Harvey	1902	-	-	0-2-0	
Billy Bates	1903	-	-	4-3-0	
Mike Donahue	1904-06, 1908-22	-	-	99-35-5	
W.S. Kienholz	1907	-	-	6-2-1	
Boozier Pitts	1923-24; 1927	-	-	7-11-6	
Dave Morey	1925-27	-	-	10-10-1	
George Bohlner	1928-29	-	-	3-11-0	
John Floyd	1929	-	-	0-4-0	
Chet Wynne	1930-33	2-2-0		22-15-2	
Jack Meagher	1934-42	26-25-7		48-37-10	
Carl Voyles	1944-47	4-17-0		15-22-0	
Earl Brown	1948-50	2-18-2		3-22-4	
Ralph (Shug) Jordan	1951-75	98-63-4		176-83-6	
Doug Barfield	1976-80	15-14-1		29-25-1	
Pat Dye	1981-92	48-27-1		99-39-4	
Terry Bowden	1993-98	30-14-1		47-17-1	
#Bill Oliver	1998	0-3		2-3	
Tommy Tuberville	1999-08	51-29		85-40	
Gene Chizik	2009-12	15-17		33-19	

- Interim head coach after sixth game of 1998 season.

FLORIDA

Coach	Tenure	Conference		Overall	
		W - L - T		W - L - T	
Jack Forsythe	1906-08	-	-	14-6-2	
G.E. Pyle	1909-13	-	-	26-7-3	
Charles McCoy	1914-16	-	-	9-10-0	
A.L. Busser	1917-19	-	-	7-8-0	
William Kline	1920-22	-	-	19-8-2	
Gen. VanFleet	1923-24	-	-	12-3-4	
H.L. Sebring	1925-27	-	-	17-11-2	
Charles Bachman	1928-32	-	-	27-18-3	
D.K. (Dutch) Stanley	1933-35	5-11-1		14-13-2	
Josh Cody	1936-39	6-14-2		17-24-2	
Tom Lieb	1940-45	5-15-1		20-26-1	
Ray (Bear) Wolf	1946-49	2-17-2		13-24-2	
Bob Woodruff	1950-59	29-32-2		54-41-6	
Ray Graves	1960-69	36-19-3		70-31-4	
Doug Dickey	1970-78	28-28-1		58-42-2	
Charley Pell	1979-84	14-16-1		33-26-2	
Galen Hall*	1984-88	24-14-0		37-16-1	
Gary Darnell#	1989	2-2-0		3-4-0	
Steve Spurrier	1990-2001	82-12		122-27-1	
Ron Zook	2002-04	16-8		23-14	
Charlie Strong&	2004	0-0		0-1	
Urban Meyer	2005-2010	36-12		65-15	
Will Muschamp	2011-	10-6		18-8	

* - Replaced Charley Pell after third game of the 1984 season
 # - Interim head coach after fifth game of 1989 season
 & - Interim head coach for 2004 Peach Bowl



COACHES

ALABAMA • ARKANSAS • AUBURN • FLORIDA • GEORGIA • KENTUCKY • LSU • OLE MISS

GEORGIA

Coach	Tenure	Conference		Overall	
		W - L - T		W - L - T	
Dr. Charles Herty	1892	-	-	1-1-0	
Ernest Brown	1893	-	-	2-2-1	
Robert Winston	1894	-	-	5-1-0	
Glenn "Pop" Warner	1895-96	-	-	7-4-0	
Charles McCarthy	1897-98	-	-	6-3-0	
Gordon Saussy	1899	-	-	2-3-1	
E.E. Jones	1900	-	-	2-4-0	
Billy Reynolds	1901-02	-	-	5-7-3	
M.M. Dickinson	1903, 1905	-	-	4-9-0	
Charles A. Barnard	1904	-	-	1-5-0	
W.S. Whitney	1906-07	-	-	6-7-2	
Branch Bocock	1908	-	-	5-2-1	
J. Coulter, Frank Dobson	1909	-	-	1-4-2	
W.A. Cunningham	1910-19	-	-	43-18-9	
H.J. Stegeman	1920-22	-	-	20-6-3	
George Woodruff	1923-27	-	-	30-16-1	
Harry Mehre	1928-37	12-12-2		59-34-6	
Joel Hunt	1938	1-2-1		5-4-1	
Wallace Butts	1939-60	67-60-5		140-86-9	
Johnny Griffith	1961-63	6-12-1		10-16-4	
Vince Dooley	1964-88	105-41-4		201-77-10	
Ray Goff	1989-95	24-28-0		46-34-1	
Jim Donnan	1996-2000	25-15-0		40-19	
Mark Richt	2001-	60-28		108-36	

KENTUCKY

Coach	Tenure	Conference		Overall	
		W - L - T		W - L - T	
Unknown	1891	-	-	1-1-0	
A.M. Miller	1892	-	-	2-4-1	
John A. Thompson	1892-93	-	-	5-2-1	
W.P. Finney	1894	-	-	5-2-0	
Charles Mason	1895	-	-	4-5-0	
Dudley Short	1896	-	-	3-6-0	
Lyman B. Eaton	1897	-	-	2-4-0	
W.R. Bass	1898-99	-	-	12-2-2	
W.H. Kiler	1900-01	-	-	6-12-1	
E.W. McLeod	1902	-	-	3-5-1	
C.A. Wright	1903	-	-	7-1-0	
F.E. Schact	1904	-	-	15-4-1	
J. White Guyn	1906-08	-	-	17-7-1	
R. Sweetland	1909-10, 1912	-	-	23-5-0	
P.P. Douglass	1911	-	-	7-3-0	
Alpha Brumage	1913-14	-	-	11-5-0	
J.J. Tigert	1915-16	-	-	10-2-3	
S.A. Boles	1917	-	-	3-5-1	
Andy Gill	1918-19	-	-	5-5-1	
W.J. Juneau	1920-22	-	-	13-10-2	
J. Winn	1923	-	-	4-3-2	
Fred J. Murphy	1924-26	-	-	12-14-1	
Harry Gammage	1927-33	2-3-0		32-25-5	
Chet Wynne	1934-37	5-14-0		20-19-0	
A.D. Kirwan	1938-44	4-22-3		24-28-4	
Bernie Shively	1945	0-5-0		2-8-0	
Paul (Bear) Bryant	1946-53	22-18-4		60-23-5	
Blanton Collier	1954-61	21-34-3		41-36-3	
Charlie Brandshaw	1962-68	12-30-2		25-41-4	
John Ray	1969-72	4-24-0		10-33-0	
Fran Curci	1973-81	25-30-0		47-51-2	
Jerry Claiborne	1982-89	13-37-0		41-46-3	
Bill Curry	1990-96	14-40-0		26-52-0	
Hal Mumme	1997-2000	10-22-0		20-26	
Guy Morriss	2001-02	4-12		9-14	
Rich Brooks	2003-2009	16-40		39-47	
Joker Phillips	2010-12	4-20		13-24	

LSU

Coach	Tenure	Conference		Overall	
		W - L - T		W - L - T	
Dr. Charles E. Coates	1893	-	-	0-1-0	
Albert P. Simmons	1894-95	-	-	5-1-0	
Allen W. Jeardeau	1896-97	-	-	7-1-0	
Edmond A. Chavanne	1898, 1900	-	-	3-2-0	
John P. Gregg	1899	-	-	3-2-0	
W.S. Boreland	1901-03	-	-	15-7-0	
D.A. Killian	1904-06	-	-	8-6-2	
Edgar R. Wingard	1907-08	-	-	17-3-0	
Joe G. Pritchard	1909	-	-	4-1-0	
John W. Mayhew	1910	-	-	3-6-0	
James K. Dwyer	1911-13	-	-	16-7-2	
E.T. McDonald	1914-16	-	-	14-7-1	
Dana X. Bible	1916	-	-	1-0-2	
Wayne Sutton	1917	-	-	3-5-0	
Irving R. Pray	1916, 1919, 1922	-	-	11-9-0	
Branch Bocock	1920-21	-	-	11-4-2	
Mike Donahue	1923-27	-	-	23-19-3	
Russ Cohen	1928-31	-	-	23-13-1	
Biff Jones	1932-34	7-2-2		20-5-6	
Bernie H. Moore	1935-47	23-28-4		83-39-6	
Gaynell Tinsley	1948-54	17-25-6		35-34-6	
Paul F. Dietzel	1955-61	26-16-2		46-23-3	
Charlie McClendon	1962-79	62-38-0		137-59-7	
Jerry Stovall	1980-83	9-13-2		22-21-2	
Bill Arnsparger	1984-86	13-3-2		26-8-2	
Mike Archer	1987-90	15-12-0		27-18-1	
Curley Hallman	1991-94	10-23-0		16-28-0	
Gerry DiNardo	1995-	18-20-1		32-24-1	
#Hal Hunter	1999	1-0		1-0	
Nick Saban	2000-04	28-12		48-16	
Les Miles	2005-	47-17		85-21	

- Served as interim head coach last game of season.

OLE MISS

Coach	Tenure	Conference		Overall	
		W - L - T		W - L - T	
Dr. A.L. Bondurant	1893	-	-	4-1-0	
C.D. Clark	1894	-	-	6-1-0	
H.L. Fairbanks	1895	-	-	2-1-0	
J.W. Holister	1896	-	-	1-2-0	
T.G. Scarbrough	1898	-	-	1-1-0	
W.H. Lyon	1899	-	-	3-4-0	
Z.N. Estes, Jr.	1900	-	-	0-3-0	
Daniel Martin, William Shibley	1901	-	-	2-4-0	
Daniel Martin	1902	-	-	4-3-0	
Mike Harvey	1903-04	-	-	6-4-1	
T.S. Hammond	1906	-	-	4-2-0	
Frank Mason	1907	-	-	0-6-0	
Frank Kyle	1908	-	-	3-5-0	
Dr. N.P. Stauffer	1909-11	-	-	17-7-2	
Leo DeTray	1912	-	-	5-3-0	
William Driver	1913-14	-	-	11-7-2	
Fred Robbins	1915-16	-	-	5-12-0	
C.R. (Dudy) Noble	1917-18	-	-	2-7-1	
R.L. Sullivan	1919-21	-	-	11-13-0	
R.A. Cowell	1922-23	-	-	8-11-1	
Chester Barnard	1924	-	-	4-5-0	
Homer Hazel	1925-29	-	-	21-22-3	
Ed. L. Walker	1930-37	7-13-3		38-38-8	
Harry Mehre	1938-45	15-17-1		39-26-1	
Harold (Red) Drew	1946	1-6-0		2-7-0	
John Vaught	1947-70, 73	106-41-10		190-60-12	
Billy Kinard	1971-73	6-7-0		16-9-0	
Ken Cooper	1974-77	12-14-0		21-23-0	
Steve Sloan	1978-82	8-18-1		20-34-1	
Billy Brewer	1983-93	#34-40-0		68-54-3	
Joe Lee Dunn	1994	2-6-0		4-7-0	
Tommy Tuberville	1995-1998	12-20-0		25-20-0	
*David Cutcliffe	1998-2004	25-23		44-29	
Ed Orgeron	2005-2007	3-21		10-25	
Houston Nutt	2008-2011	10-22		24-26	
Hugh Freeze	2012	3-5		7-6	

- Indicates game forfeited to Ole Miss

* - Named head coach prior to 1998 Independence Bowl

COACHES



MISSISSIPPI STATE • MISSOURI • SOUTH CAROLINA • TENNESSEE • TEXAS A&M • VANDERBILT

MISSISSIPPI STATE

Coach	Tenure	Conference		Overall
		W - L - T	W - L - T	
Dr. Charles Herty	1892	-	-	1-1-0
W.M. Matthews	1895	-	-	0-2-0
J.B. Hildebrand	1896	-	-	0-4-0
L.B. Harvey	1901	-	-	2-2-1
L. Gwinn	1902	-	-	1-4-1
Dan Martin	1903-06	-	-	10-11-3
Fred Furman	1907-08	-	-	9-7-0
W.D. Chadwick	1909-13	-	-	29-12-2
E.C. Hayes	1914-16	-	-	15-8-2
Sid Robinson	1917-19	-	-	15-5-0
Fred Holtkamp	1920-21	-	-	9-7-1
C.R. (Dudy) Noble	1922	-	-	3-4-2
Earl Able	1923-24	-	-	10-6-2
Bernie Bierman	1925-26	-	-	8-8-1
J.W. Hancock	1927-29	-	-	8-12-4
Chris Cagle	1930	-	-	2-7-0
Ray Dauber	1931-32	-	-	5-11-0
Ross McKechnie	1933-34	1-10-1	-	7-12-1
Ralph Sasse	1935-37	8-7-0	-	20-10-2
Emerson (Spike) Nelson	1938	1-4-0	-	4-6-0
Allyn McKeen	1939-48	29-16-2	-	65-19-3
Arthur (Slick) Morton	1949-51	5-15-0	-	10-6-2
Murray Warmath	1952-53	6-5-3	-	10-6-3
Darrell Royal	1954-55	7-7-0	-	12-8-0
Wade Walker	1956-61	8-30-2	-	22-32-2
Paul Davis	1962-66	9-22-2	-	20-28-2
Charley Shira	1967-72	5-32-1	-	16-45-2
Bob Tyler	1973-78	7-30-0	-	21-44-2
Emory Bellard	1979-85	15-27-0	-	37-42-0
Rockey Felker	1986-90	5-23-0	-	21-34-0
Jackie Sherrill	1991-2003	#43-59-1	-	#75-75-2
Sylvester Croom	2004-08	10-30	-	21-38
Dan Mullen	2009-	13-19	-	29-22

- Indicates game forfeited to Miss. State

MISSOURI

Coach	Tenure	Conference		Overall
		W - L - T	W - L - T	
Gary Pinkel	2012-	2-6	-	5-7

SOUTH CAROLINA *

Coach	Tenure	Conference		Overall
		W - L - T	W - L - T	
W.A. Whaley	1896	-	-	1-3-0
W.P. Murphy	1897	-	-	0-3-0
W. Wertebaker	1898	-	-	1-2-0
I.O. Hunt	1899-90	-	-	6-6-0
B.W. Dickson	1901	-	-	3-4-0
C.R. Williams	1902-03	-	-	14-3-0
Christie Benet	1904-05, 1908-09	-	-	14-15-3
Douglas McKay	1907	-	-	3-0-0
John H. Neff	1910-11	-	-	5-8-2
N.B. Edgerton	1912-15	-	-	19-13-3
Rice Warren	1916	-	-	3-6-0
Dixon Foster	1917, 1991	-	-	4-12-1
Frank Dobson	1918	-	-	2-1-1
Sol Metzger	1920-24	-	-	26-18-2
Branch Bocock	1925-26	-	-	13-7-0
Harry Lightsey	1927	-	-	4-5-0
Billy Lavall	1928-34	5-3-0	-	39-26-6
Don McCallister	1935-37	5-11-1	-	13-20-1
Rex Enright	1938-42, 1946-55	36-43-3	-	64-69-7
J.P. Moran	1943	2-1-0	-	5-2-0
William Newton	1944	1-3-0	-	3-4-2
Johnnie McMillan	1945	0-3-2	-	2-4-3
Warren Giese	1956-60	19-15-1	-	28-21-1
Marvin Bass	1961-65	13-18-1	-	17-29-4
Paul Dietzel	1966-74	18-10-1	-	42-53-1
Jim Carlen	1975-81	-	-	45-36-1
Richard Bell	1982	-	-	4-7-0
Joe Morrison	1983-88	-	-	39-28-2
Sparky Woods	1989-93	5-11-0	-	24-28-3
Brad Scott	1995-98	13-26-1	-	23-32-1
Lou Holtz	1999-2004	19-29	-	33-37
Steve Spurrier	2005-	35-29	-	66-37

* - Southern Conference 1933-52; Atlantic Coast Conference 1953-70

TENNESSEE

Coach	Tenure	Conference		Overall
		W - L - T	W - L - T	
J.A. Pierce	1899-1900	-	-	8-4-1
George Kelley	1901	-	-	3-3-2
H.F. Fisher	1902-03	-	-	10-7-0
S.D. Crawford	1904	-	-	3-5-1
J.D. DePree	1905-06	-	-	4-11-3
George Levene	1907-09	-	-	15-10-3
Andrew A. Stone	1910	-	-	3-5-1
Z.G. Clevenger	1911-15	-	-	26-15-2
John R. Bender	1916-20	-	-	18-5-4
M.B. Banks	1921-25	-	-	27-15-3
Robert R. Neyland	1926-34, 36-40, 46-52	62-15-5	-	173-31-12
W. H. (Bill) Britton	1935	2-3-0	-	4-5-0
John H. Barnhill	1941-45	15-3-1	-	33-6-0
Harvey L. Robinson	1953-54	4-7-1	-	10-10-1
Bowden Wyatt	1955-62	29-23-4	-	49-29-4
Jim McDonald	1963	3-5-0	-	5-5-0
Doug Dickey	1964-69	21-10-4	-	46-15-4
Bill Battle	1970-76	22-18-1	-	59-22-4
Johnny Majors	1977-92	57-40-3	-	115-62-8
Phillip Fulmer#	1992-08	*96-34	-	*152-52
Lane Kiffin	2009	4-4	-	7-6
Derek Dooley	2010-12	5-18	-	15-21
% - Jim Chaney	2012	1-0	-	1-0

- Interim head coach for four games of 1992 season.

* - Indicates game forfeited to Tennessee

% - Interim head coach final game of 2012 season.

TEXAS A&M

Coach	Tenure	Conference		Overall
		W - L - T	W - L - T	
Kevin Sumlin	2012	11-2	-	6-2

VANDERBILT

Coach	Tenure	Conference		Overall
		W - L - T	W - L - T	
Elliott H. Jones	1890-92	-	-	8-5-0
W.J. Keller	1893	-	-	6-1-0
Henry Thornton	1894	-	-	7-1-0
C.L. Upton	1895	-	-	5-3-1
R.G. Acton	1896-1898	-	-	10-7-3
J.L. Crane	1899-1900	-	-	11-6-1
W.H. Watkins	1901-02	-	-	14-2-1
J.H. Henry	1903	-	-	6-1-1
Dan McGugin	1904-17, 19-34	6-5-2	-	197-55-19
Ray Morrison	1935-39	15-15-1	-	25-20-2
H.R. (Red) Sanders	1940-42, 46-48	16-20-2	-	36-22-2
E.H. (Herc) Alley	1943	0-0-0	-	5-0-0
Doby Bartling	1944-45	2-4-0	-	6-6-1
W.M. (Bill) Edwards	1945-52	11-17-1	-	21-19-2
Arthur L. Guepe	1953-62	18-43-6	-	39-54-7
Jack Green	1963-66	2-19-3	-	7-29-4
Bill Pace	1967-72	5-27-1	-	22-38-3
Steve Sloan	1973-74	3-8-1	-	12-9-1
Fred Pancoast	1975-78	2-22-0	-	13-31-0
George MacIntyre	1979-85	8-33-1	-	25-52-1
Watson Brown	1986-90	4-29-0	-	10-45-0
Gerry DiNardo	1991-94	#9-22-0	-	19-25-0
Rod Dowhower	1995-96	1-15-0	-	4-18-0
Woody Widenhofer	1997-2001	4-36	-	15-40
Bobby Johnson	2002-	12-54	-	29-66
Robbie Caldwell	2010	1-7	-	2-10
James Franklin	2011-	7-9	-	15-11

- Indicates game forfeited to Vanderbilt



COACHES

ALABAMA • ARKANSAS • AUBURN • FLORIDA • GEORGIA • KENTUCKY • LSU • OLE MISS

SEC COACH OF THE YEAR

National Coach of the Year

- 1942 Bill Alexander, Georgia Tech (AFCA)
- 1956 Bowden Wyatt, Tennessee (AFCA)
- 1958 Paul Dietzel, LSU (AFCA, FWA)
- 1961 Paul "Bear" Bryant, Alabama (AFCA)
- 1970 Charlie McClendon, LSU (AFCA)
- 1971 Paul "Bear" Bryant, Alabama (AFCA)
- 1973 Paul "Bear" Bryant, Alabama (AFCA)
- 1980 Vince Dooley, Georgia (AFCA, FWA, WC)
- 1982 Jerry Stovall, LSU (WC)
- 1992 Gene Stallings, Alabama (AFCA, FWA, WC)
- 1993 Terry Bowden, Auburn (AFCA, FWA, WC)
- 1998 Phillip Fulmer, Tennessee (FWA)
- 2003 Nick Saban, LSU (FWA, AP)
- 2004 Tommy Tuberville, Auburn (CWC, AP)
- 2011 Les Miles (Liberty, Home Depot, AP)

AFCA American Football Coaches Association
 FWA Football Writers of America
 WC Walter Camp

AP SEC Coach of the Year

- 1946 Wally Butts, Georgia
- 1947 John Vaught, Ole Miss
- 1948 John Vaught, Ole Miss
- 1949 Gaynell Tinsley, LSU
- 1950 Paul Bryant, Kentucky
- 1951 Bob Neyland, Tennessee
- 1952 Bobby Dodd, Georgia Tech
- 1953 Ralph Jordan, Auburn
- 1954 John Vaught, Ole Miss
- 1955 John Vaught, Ole Miss
- 1956 Bowden Wyatt, Tennessee
- 1957 Ralph Jordan, Auburn
- 1958 Paul Dietzel, LSU
- 1959 Paul Bryant, Alabama
- 1960 John Vaught, Ole Miss
- 1961 Paul Bryant, Alabama
- 1962 John Vaught, Ole Miss
- 1963 Paul Davis, Miss. State
- 1964 Paul Bryant, Alabama
- 1965 Paul Bryant, Alabama
- 1966 Vince Dooley, Georgia
- 1967 Doug Dickey, Tennessee
- 1968 Vince Dooley, Georgia
- 1969 Charlie McClendon, LSU
- 1970 Charlie Shira, Miss. State
- 1971 Paul Bryant, Alabama
- 1972 Ralph Jordan, Auburn
- 1973 Paul Bryant, Alabama
- 1974 Steve Sloan, Vanderbilt
- 1975 Ken Cooper, Ole Miss
- 1976 Vince Dooley, Georgia
- 1977 Fran Curci, Kentucky
- 1978 Paul Bryant, Alabama
- 1979 Paul Bryant, Alabama
- 1980 Vince Dooley, Georgia
- 1981 Paul Bryant, Alabama
- 1982 Jerry Stovall, LSU
- 1983 Billy Brewer, Ole Miss
- 1984 Galen Hall, Florida
- 1985 Johnny Majors, Tennessee
- 1986 Bill Arnsparger, LSU
- 1987 Pat Dye, Auburn
- 1988 Pat Dye, Auburn
- 1989 Bill Curry, Alabama
- 1990 Steve Spurrier, Florida
- 1991 Gerry DiNardo, Vanderbilt
- 1992 Gene Stallings, Alabama
- 1993 Terry Bowden, Auburn
- 1994 Gene Stallings, Alabama
- 1995 Steve Spurrier, Florida
- 1996 Steve Spurrier, Florida
- 1997 Tommy Tuberville, Ole Miss
- 1998 Phillip Fulmer, Tennessee
- 1999 Mike DuBose, Alabama
- 2000 Lou Holtz, South Carolina
- 2001 Houston Nutt, Arkansas
- 2002 Mark Richt, Georgia
- 2003 David Cutcliffe, Ole Miss; Nick Saban, LSU
- 2004 Tommy Tuberville, Auburn
- 2005 Steve Spurrier, South Carolina
- 2006 Houston Nutt, Arkansas

- 2007 Sylvester Croom, Mississippi State
- 2008 Nick Saban, Alabama
- 2009 Nick Saban, Alabama
- 2010 Gene Chizik, Auburn
- 2011 Les Miles, LSU
- 2012 Kevin Sumlin, Texas A&M

UPI SEC Coach of the Year

- 1960 John Vaught, Ole Miss
- 1961 Paul Bryant, Alabama
- 1962 John Vaught, Ole Miss
- 1963 Ralph Jordan, Auburn
- 1964 Paul Bryant, Alabama
- 1965 Paul Bryant, Alabama
- 1966 Vince Dooley, Georgia
- 1967 Doug Dickey, Tennessee
- 1968 Vince Dooley, Georgia
- 1969 Charlie McClendon, LSU
- 1970 Charlie McClendon, LSU
- 1971 Paul Bryant, Alabama
- 1972 Ralph Jordan, Auburn
- 1973 Paul Bryant, Alabama
- 1974 Paul Bryant, Alabama
- 1975 Ken Cooper, Ole Miss
- 1976 Vince Dooley, Georgia
- 1977 Paul Bryant, Alabama
- 1978 Paul Bryant, Alabama
- 1979 Paul Bryant, Alabama
- 1980 Charley Pell, Florida
- 1981 Paul Bryant, Alabama
- 1982 George MacIntyre, Vanderbilt
- 1983 Pat Dye, Auburn
- 1984 Galen Hall, Florida
- 1985 Johnny Majors, Tennessee
- 1986 Billy Brewer, Ole Miss
- 1987 Bill Curry, Alabama
- 1988 Pat Dye, Auburn
- 1989 Bill Curry, Alabama
- 1990 Steve Spurrier, Florida

NOTE: Discontinued following 1990 season

SEC Coach of the Year

(as voted by the league's coaches)

- 1935 Jack Meagher, Auburn
- 1936 Bob Neyland, Tennessee
- 1937 Ray Morrison, Vanderbilt
- 1938 Bob Neyland, Tennessee
- 1939 Bill Alexander, Georgia Tech
- 1940 Allyn McKeen, Miss. State
- 1941 Red Sanders, Vanderbilt
- 1942 Wally Butts, Georgia
- 1943 No Selection Made
- 1944 John Barnhill, Tennessee
- 1945 Frank Thomas, Alabama
- 1946 Wally Butts, Georgia
- 1947 John Vaught, Ole Miss
- 1948 Henry Frnka, Tulane
- 1949 Gaynell Tinsley, LSU
- 1950 Bob Neyland, Tennessee
- 1951 Bobby Dodd, Georgia Tech
- 1952 Harold Drew, Alabama
- 1953 Ralph Jordan, Auburn
- 1954 Blanton Collier, Kentucky
- 1955 Art Guepe, Vanderbilt
- 1956 Bowden Wyatt, Tennessee
- 1957 Wade Walker, Miss. State
- 1958 Paul Dietzel, LSU
- 1959 Wally Butts, Georgia
- 1960 Ray Graves, Florida
- 1961 Paul Bryant, Alabama
- 1962 John Vaught, Ole Miss
- 1963 Ralph Jordan, Auburn
- 1964 Paul Bryant, Alabama
- 1965 Doug Dickey, Tennessee
- 1966 Vince Dooley, Georgia
- 1967 Doug Dickey, Tennessee
- 1968 Vince Dooley, Georgia
- 1969 Charlie McClendon, LSU
- 1970 Charlie McClendon, LSU
- 1971 Paul Bryant, Alabama
- 1972 Ralph Jordan, Auburn
- 1973 Paul Bryant, Alabama
- 1974 Paul Bryant, Alabama

- 1975 Ken Cooper, Ole Miss
- 1976 Vince Dooley, Georgia
- 1977 Paul Bryant, Alabama
- 1978 Vince Dooley, Georgia
- 1979 Paul Bryant, Alabama
- 1980 Vince Dooley, Georgia
- 1981 Paul Bryant, Alabama
- 1982 George MacIntyre, Vanderbilt
- 1983 Pat Dye, Auburn
- 1984 Bill Arnsparger, LSU
- 1985 Johnny Majors, Tennessee
- 1986 Bill Arnsparger, LSU
- 1987 Pat Dye, Auburn
- 1988 Pat Dye, Auburn
- 1989 Bill Curry, Alabama
- 1990 Billy Brewer, Ole Miss
- 1991 Steve Spurrier, Florida
- 1992 Gene Stallings, Alabama
- 1993 Terry Bowden, Auburn
- 1994 Steve Spurrier, Florida
- 1995 Steve Spurrier, Florida
- 1996 Steve Spurrier, Florida
- 1997 Jim Donnan, Georgia
- 1998 Phillip Fulmer, Tennessee
- 1999 Mike DuBose, Alabama
- 2000 Lou Holtz, South Carolina
- 2001 Houston Nutt, Arkansas
- 2002 Mark Richt, Georgia
- 2003 David Cutcliffe, Ole Miss
- 2004 Tommy Tuberville, Auburn
- 2005 Mark Richt, Georgia
- 2006 Houston Nutt, Arkansas
- 2007 Sylvester Croom, Mississippi State
- 2008 Houston Nutt, Ole Miss
- 2009 Nick Saban, Alabama
- 2010 Steve Spurrier, South Carolina
- 2011 Les Miles, LSU
- 2012 Kevin Sumlin, Texas A&M
- Will Muschamp, Florida

NOTE: From 1935-97, voting coordinated by the Nashville Banner newspaper.

SEC Championship Coaches

- Paul "Bear" Bryant (14) – Kentucky (1) 1950; Alabama (13) 1961-64-65-66-71-72-73-74-75-77-78-79-81
- Johnny Vaught (6) – Ole Miss 1947-54-55-60-62-63
- Vince Dooley (6) – Georgia 1966-68-76-80-81-82
- Steve Spurrier (6) – Florida 1991-93-94-95-96-2000
- Bob Neyland (5) – Tennessee 1938-39-40-46-51
- Nick Saban (4) – LSU 2001-03; Alabama 2009-12
- Frank Thomas (4) – Alabama 1933-34-37-45
- Wally Butts (4) – Georgia 1942-46-48-59
- Pat Dye (4) – Auburn 1983-87-88-89
- Bill Alexander (3) – Georgia Tech 1939-43-44
- Johnny Majors (3) – Tennessee 1985-89-90
- Bernie Moore (2) – LSU 1935-36
- Paul Dietzel (2) – LSU 1958-61
- Doug Dickey (2) – Tennessee 1967-69
- Bobby Dodd (2) – Georgia Tech 1951-52
- Phillip Fulmer (2) – Tennessee 1997-98
- Urban Meyer (2) – Florida, 2006-08
- Les Miles (2) – LSU 2007-11
- Mark Richt (2) – Georgia 2002-05
- Ted Cox (1) – Tulane 1934
- Red Dawson (1) – Tulane 1939
- Allyn McKeen (1) – Mississippi State 1941
- Henry Frnka (1) – Tulane 1949
- Red Drew (1) – Alabama 1953
- Bowden Wyatt (1) – Tennessee 1956
- Ralph Jordan (1) – Auburn 1957
- Charlie McClendon (1) – LSU 1970
- Fran Curci (1) – Kentucky 1976
- Bill Arnsparger (1) – LSU 1986
- Mike Archer (1) – LSU 1988
- Bill Curry (1) – Alabama 1989
- Gene Stallings (1) – Alabama 1992
- Mike DuBose (1) – Alabama 1999
- Tommy Tuberville (1) – Auburn 2004
- Gene Chizik (1) – Auburn 2010

NOTE: Includes ties

COACHES



MISSISSIPPI STATE • MISSOURI • SOUTH CAROLINA • TENNESSEE • TEXAS A&M • VANDERBILT

WINNINGEST SEC COACHES ALL GAMES AT SEC INSTITUTIONS

(By Victories)

Wins	Coach (Schools)	Seasons	W-L-T
1. 292	Paul "Bear" Bryant (Kentucky/Alabama)	UK 1946-53 UA 1958-82	60-23-5 232-46-9 201-77-10
2. 201	Vince Dooley (Georgia)	1964-88	197-55-19
3. 197	Dan McGugin (Vanderbilt)	1904-17; 1919-34	190-61-12
4. 190	John Vaught (Ole Miss)	1947-70; 1973	122-27-1 66-37
5. 188	Steve Spurrier (Florida/South Carolina)	UF 1990-2001 USC 2005-present	176-83-6 173-31-12 152-52 140-86-9 137-59-7 99-35-5 23-19-3
6. 176	Ralph "Shug" Jordan (Auburn)	1951-75	118-40 48-16 68-13
7. 173	Robert Neyland (Tennessee)	1926-34; 1936-40; 1946-52	115-62-8 115-24-7
8. 152	Phillip Fulmer (Tennessee)	1992-2008	25-20 85-40 46-15-4 58-42-2 99-39-4 75-48 24-26 59-34-6 39-26-1
9. 140	Wallace Butts (Georgia)	1939-60	85-21 83-39-6 75-75-2 70-31-4 67-55-3 65-19-3 65-15 62-25-0
10. 137	Charlie McClendon (LSU)	1962-79	
11. 122	Mike Donahue (Auburn/LSU)	AU 1904-06; 1908-22 LSU 1923-27	
12. 118	Mark Richt (Georgia)	2001-present	
13. 116	Nick Saban (LSU/Alabama)	LSU 2000-04 UA 2007-present	
14. 115	Johnny Majors (Tennessee)	1977-92	
15. 115	Frank Thomas (Alabama)	1931-46	
16. 110	Tommy Tuberville (Ole Miss/Auburn)	UM 1995-98 AU 1999-2008 UT 1964-69 UF 1970-78	
17. 104	Doug Dickey (Tennessee/Florida)	1981-92	
18. 99	Pat Dye (Auburn)	AR 1998-2007	
19. 99	Houston Nutt (Ole Miss/Arkansas)	UM 2008-2011	
20. 98	Harry Mehre (Georgia/Ole Miss)	UG 1928-37 UM 1938-45	
21. 85	Les Miles (LSU)	2005-present	
22. 83	Bernie Moore (LSU)	1935-47	
23. 75	Jackie Sherrill (Mississippi State)	1991-2002	
24. 70	Ray Graves (Florida)	1960-69	
25. 67	Billy Brewer (Ole Miss)	1983-93	
26. 65	Allyn McKeen (Mississippi State)	1939-48	
27. 65	Urban Meyer (Florida)	2005-10	
28. 62	Gene Stallings (Alabama)	1990-96	

Minimum 50 Victories



Paul "Bear" Bryant
Kentucky/Alabama



Wallace Butts
Georgia

(By Percentage)

Pct	Coach (Schools)	Seasons	W-L-T
1. .829	Robert Neyland (Tennessee)	1926-34; 1936-40; 1946-52	173-31-12
2. .813	Urban Meyer (Florida)	2005-10	65-15
3. .8117	Wallace Wade (Alabama)	1923-30	61-13-3 115-24-7
4. .8116	Frank Thomas (Alabama)	1931-46	
5. .802	Les Miles (LSU)	2005-present	85-21 48-16 68-13
6. .800	Nick Saban (Alabama/LSU)	LSU 2000-04 UA 2007-present	60-23-5 232-46-9 65-19-3 26-7-3 197-55-19 190-61-12 152-52 122-27-1 66-37
7. .797	Paul "Bear" Bryant (Kentucky/Alabama)	UK 1946-53 UA 1958-82	47-17-1 12-4-2 59-22-4 201-77-10 62-25-0 99-39-4 29-12-2 37-16-1 137-59-7 70-31-4 99-35-5 23-19-3 43-18-9 176-83-6 83-39-6 46-23-3 30-16-1 25-20 85-40 115-62-8 46-15-4 58-42-2 27-15-3 26-15-2 49-29-4 36-22-2 59-34-6 39-26-1 140-86-9
8. .7644	Allyn McKeen (Mississippi State)	1939-48	
9. .7639	G.E. Pyle (Florida)	1909-13	
10. .762	Dan McGugin (Vanderbilt)	1904-17; 1919-34	
11. .748	John Vaught (Ole Miss)	1947-70; 1973	
12. .747	Mark Richt (Georgia)	2001-present	
13. .745	Phillip Fulmer (Tennessee)	1992-2008	
14. .745	Steve Spurrier (Florida/South Carolina)	UF 1990-2001 USC 2005-present	
15. .731	Terry Bowden (Auburn)	1993-98	
16. .722	John Heisman (Auburn)	1895-99	
17. .718	Bill Battle (Tennessee)	1970-76	
18. .715	Vince Dooley (Georgia)	1964-88	
19. .713	Gene Stallings (Alabama)	1990-96	
20. .711	Pat Dye (Auburn)	1981-92	
21. .698	W.D. Chadwick (Mississippi State)	1909-13	
22. .694	Galen Hall (Florida)	1984-88	
23. .692	Charlie McClendon (LSU)	1962-79	
24. .686	Ray Graves (Florida)	1960-69	
25. .685	Mike Donahue (Auburn/LSU)	AU 1904-06; 1908-22 LSU 1923-27	
26. .679	W.A. Cunningham (Georgia)	1910-19	
27. .675	Ralph "Shug" Jordan (Auburn)	1951-75	
28. .672	Bernie Moore (LSU)	1935-47	
29. .660	Paul Dietzel (LSU)	1955-61	
30. .649	George Woodruff (Georgia)	1923-27	
31. .647	Tommy Tuberville (Ole Miss/Auburn)	UM 1995-98 AU 1999-2008	
32. .643	Johnny Majors (Tennessee)	1977-92	
33. .641	Doug Dickey (Tennessee/Florida)	UT 1964-69 UF 1970-78	
34. .633	M.B. Banks (Tennessee)	1921-25	
35. .628	Z.G. Clevenger (Tennessee)	1911-15	
36. .622	Bowden Wyatt (Tennessee)	1955-62	
37. .617	H.R. "Red" Sanders (Vanderbilt)	1940-42; 1946-48	
38. .6152	Harry Mehre (Georgia/Ole Miss)	UG 1928-37 UM 1938-45	
39. .6149	Wallace Butts (Georgia)	1939-60	

Minimum Five Years And .600 Winning Percentage
Active Coaches in Boldface



Robert Neyland
Tennessee



Dan McGugin
Vanderbilt



COACHES

ALABAMA • ARKANSAS • AUBURN • FLORIDA • GEORGIA • KENTUCKY • LSU • OLE MISS



Vince Dooley
Georgia



John Vaught
Ole Miss



Ralph "Shug" Jordan
Auburn



Charlie McClendon
LSU

WINNINGEST SEC COACHES SEC REGULAR-SEASON GAMES

(By Victories)

Wins	Coach (Schools)	Seasons	W-L-T
1.	159 Paul "Bear" Bryant (Kentucky/Alabama)	UK 1946-53 UA 1958-82	22-18-4 137-28-5
2.	122 Steve Spurrier (Florida/South Carolina)	UF 1990-2001 USC 2005-present	87-14 35-30
3.	106 John Vaught (Ole Miss)	1947-70; 1973	106-41-10
4.	105 Vince Dooley (Georgia)	1964-88	105-41-4
5.	98 Ralph "Shug" Jordan (Auburn)	1951-75	98-63-4
	98 Phillip Fulmer (Tennessee)	1992-2008	98-36
7.	71 Nick Saban (Alabama/LSU)	LSU 2000-04 UA 2007-present	30-12 41-10
8.	69 Mark Richt (Georgia)	2001-present	69-32
9.	67 Wallace Butts (Georgia)	1939-60	67-60-5
10.	64 Tommy Tuberville (Ole Miss/Auburn)	UM 1995-98 AU 1999-2008	12-20 52-29
11.	62 Charlie McClendon (LSU)	1962-79	62-38-0
	62 Robert Neyland (Tennessee)	1926-34; 1936-40; 1946-52	62-15-5
13.	59 Frank Thomas (Alabama)	1931-46	59-16-6
14.	57 Johnny Majors (Tennessee)	1977-92	57-40-3
15.	52 Houston Nutt (Ole Miss/Arkansas)	AR 1998-2007 UM 2008-2011	42-38 10-24
16.	49 Doug Dickey (Tennessee/Florida)	UT 1964-69 UF 1970-78	21-10-4 28-28-1
	49 Les Miles (LSU)	2005-present	49-18
18.	48 Pat Dye (Auburn)	1981-92	48-27-1
19.	43 Jackie Sherrill (Mississippi State)	1991-2003	43-52-1
20.	39 Urban Meyer (Florida)	2005-10	39-13
21.	38 Gene Stallings (Alabama)	1990-96	38-16-0
22.	36 Ray Graves (Florida)	1960-69	36-19-3
23.	34 Harold "Red" Drew (Ole Miss/Alabama)	UM 1946 UA 1947-54	1-6-0 33-21-7
24.	33 Billy Brewer (Ole Miss)	1983-93	33-41-0
25.	30 Terry Bowden (Auburn)	1993-98	30-14-1
26.	29 Allyn McKeen (Mississippi State)	1939-48	29-16-2
	29 Bob Woodruff (Florida)	1950-59	29-32-2
	29 Bowden Wyatt (Tennessee)	1955-62	29-23-4
29.	28 Bill Curry (Alabama/Kentucky)	UA 1987-89 UK 1990-96	14-6-0 14-40-0
30.	27 Harry Mehre (Georgia/Ole Miss)	UG 1928-37 UM 1938-45	12-12-2 15-17-1
31.	26 Paul Dietzel (LSU)	1955-61	26-16-2
	26 Jack Meagher (Auburn)	1934-42	26-25-7
33.	25 Fran Curci (Kentucky)	1973-81	25-30-0
	25 Jim Donnan (Georgia)	UK 1990-96	14-40-0
	25 David Cutcliffe (Ole Miss)	1996-2000 1998-2004	25-15 25-23

Minimum 25 Victories /Includes SEC Championship Games

(By Percentage)

Pct	Coach (Schools)	Seasons	W-L-T
1.	.787 Robert Neyland (Tennessee)	1926-34; 1936-40; 1946-52	62-15-5
2.	.765 Frank Thomas (Alabama)	1931-46	59-16-6
3.	.764 Paul "Bear" Bryant (Kentucky/Alabama)	UK 1946-53 UA 1958-82	22-18-4 137-28-5
4.	.763 Nick Saban (Alabama/LSU)	LSU 2000-04 UA 2007-present	30-12 41-10
5.	.750 Urban Meyer (Florida)	2005-10	39-13
6.	.735 Steve Spurrier (Florida/South Carolina)	UF 1990-2001 USC 2005-present	87-14 35-30
7.	.731 Phillip Fulmer (Tennessee)	1992-2008	98-36
8.	.729 Les Miles (LSU)	2005-present	43-16
9.	.713 Vince Dooley (Georgia)	1964-88	105-41-4
10.	.707 John Vaught (Ole Miss)	1947-70; 1973	106-41-10
11.	.704 Gene Stallings (Alabama)	1990-96	38-16-0
12.	.683 Mark Richt (Georgia)	2001-present	69-32
13.	.678 Terry Bowden (Auburn)	1993-98	30-14-1
14.	.647 Ray Graves (Florida)	1960-69	36-19-3
15.	.6383 Allyn McKeen (Mississippi State)	1939-48	29-16-2
16.	.6382 Pat Dye (Auburn)	1981-92	48-27-1
17.	.632 Galen Hall (Florida)	1984-88	24-14-0
18.	.625 Jim Donnan (Georgia)	1996-2000	25-15-0
19.	.620 Charlie McClendon (LSU)	1962-79	62-38-0
20.	.614 Paul Dietzel (LSU)	1955-61	26-16-2
21.	.606 Ralph "Shug" Jordan (Auburn)	1951-75	98-63-4
22.	.585 Johnny Majors (Tennessee)	1977-92	57-40-3
23.	.566 Tommy Tuberville (Ole Miss/Auburn)	UM 1995-98 AU 1999-2008	12-20 52-29
24.	.560 Doug Dickey (Tennessee/Florida)	UT 1964-69 UF 1970-78	21-10-4 28-28-1
25.	.554 Bowden Wyatt (Tennessee)	1955-62	29-23-4
26.	.551 Harold "Red" Drew (Ole Miss/Alabama)	UM 1946 UA 1947-54	1-6-0 33-21-7
27.	.549 Bill Battle (Tennessee)	1970-76	22-18-1
28.	.527 Wallace Butts (Georgia)	1939-60	67-60-5
29.	.521 David Cutcliffe (Ole Miss)	1998-2004	25-23
30.	.517 Doug Barfield (Auburn)	1976-80	15-14-1
31.	.509 Jack Meagher (Auburn)	1934-42	26-25-7

Minimum Five Years And .500 Winning Percentage/Includes SEC Championship Games
Active Coaches in Boldface



SEC YEAR-BY-YEAR IN THE BOWLS

• The SEC finished the 2009-10 bowl season with a 6-4 record. The SEC finished 6-4 in bowl games this season. Since 2006, the SEC is 25-11 in post-season bowl games (.694).

YEAR	RECORD	BOWLS
1934	2-0	Rose (UA 29, Stanford 13), Sugar (Tulane 20, Temple 14)
1935	0-2	Sugar (TCU 3, LSU 2), Orange (Catholic 20, UM 19)
1936	0-2-1	Bacardi (AU 7, Villanova 7), Sugar (Santa Clara 21, LSU 14), Orange (Duquesne 13, MSU 12).
1937	1-2	Rose (California 13, UA 0), Orange (AU 6, Mich. State 0), Sugar (Santa Clara 6, LSU 0).
1938	1-0	Orange (UT 17, Oklahoma 0).
1939	1-2	Orange (Ga. Tech 21, Missouri 7), Rose (Southern Cal 14, UT 0), Sugar (Texas A&M 14, Tulane 13).
1940	1-1	Orange (MSU 14, Georgetown 7), Sugar (Boston College 19, UT 13).
1941	2-0	Cotton (UA 29, Texas A&M 21), Orange (UGA 40, TCU 26).
1942	3-1	Orange (UA 37, Boston Coll. 21), Rose (UGA 9, UCLA 0), Cotton (Texas 14, Ga. Tech 7), Sugar (UT 14, Tulsa 7).
1943	2-0	Sugar (Ga. Tech 20, Tulsa 18), Orange (LSU 19, Texas A&M 14).
1944	0-3	Sugar (Duke 29, UA 26), Orange (Tulsa 26, Ga. Tech 12), Rose (Southern Cal 25, UT 0).
1945	2-0	Rose (UA 34, Southern Cal 14), Oil (UGA 20, Tulsa 6).
1946	2-1-1	Sugar (UGA 20, No. Caro. 10), Oil (Ga. Tech 41, St. Mary's 19), Cotton (LSU 0, Ark. 0), Orange (Rice 8, UT 0).
1947	3-1-1	Sugar (Texas 27, UA 7), Gator (UGA 20, Maryland 20), Orange (Ga. Tech 20, Kansas 14), Great Lakes (UK 24, Villanova 14), Delta (UM 13, TCU 9).
1948	0-1	Orange (Texas 41, UGA 28).
1949	0-2	Orange (Santa Clara 21, UK 13), Sugar (Oklahoma 35, LSU 0).
1950	2-1	Presidential Cup (Texas A&M 40, UGA 20), Sugar (UK 13, Oklahoma 7), Cotton (UT 20, Texas 14).
1951	2-1	Orange (Ga. Tech 17, Baylor 14), Cotton (UK 20, TCU 7), Sugar (Maryland 28, UT 13).
1952	2-1*	Orange (UA 61, Syracuse 6), Gator (UF 14, Tulsa 13), Sugar (Ga. Tech 24, UM 7), Cotton (Texas 16, UT 0).
1953	1-2	Cotton (Rice 28, UA 6), Gator (Texas Tech 35, AU 13), Sugar (Ga. Tech 42, West Va. 19)
1954	2-1	Gator (AU 33, Baylor 13), Cotton (Ga. Tech 14, Arkansas 6), Sugar (Navy 21, UM 0).
1955	2-0*	Gator (VU 25, AU 13), Sugar (Ga. Tech 7, Pitt 0), Cotton (UM 14, TCU 13).
1956	1-1	Gator (Ga. Tech 21, Pitt 14), Sugar (Baylor 13, UT 7).
1957	2-0	Sugar (UM 39, Texas 7), Gator (UT 3, Texas A&M 0).
1958	1-0*	Gator (UM 7, UF 3), Sugar (LSU 7, Clemson 0).
1959	1-2*	Liberty (Penn St. 7, UA 0), Orange (UGA 14, Missouri 0), Gator (Ark. 14, Ga. Tech 7), Sugar (UM 21, LSU 0).
1960	2-0-1	Bluebonnet (UA 3, Texas 3), Gator (UF 13, Baylor 12), Sugar (UM 14, Rice 6).
1961	2-2	Sugar (UA 10, Ark. 3), Gator (Penn St. 30, Ga. Tech 15), Orange (LSU 25, Colorado 7), Cotton (Texas 12, UM 7).
1962	4-1	Orange (UA 17, Oklahoma 0), Gator (UF 17, Penn St. 7), Bluebonnet (Missouri 14, Ga. Tech 10), Cotton (LSU 13, Texas 0), Sugar (UM 17, Ark. 13).
1963	1-2*	Sugar (UA 12, UM 7), Orange (Nebraska 13, AU 7), Bluebonnet (Baylor 14, LSU 7), Liberty (MSU 16, N.C. State 12).
1964	2-2	Orange (Texas 21, UA 17), Sun (UGA 7, Texas Tech 0), Sugar (LSU 13, Syracuse 10), Bluebonnet (Tulsa 14, UM 7).
1965	3-1*	Orange (UA 39, Nebraska 28), Liberty (UM 13, AU 7), Sugar (Missouri 20, UF 18), Cotton (LSU 14, Ark. 7), Bluebonnet (UT 27, Tulsa 6).
1966	4-1	Sugar (UA 34, Nebraska 7), Orange (UF 27, Ga. Tech 12), Cotton (UGA 24, SMU 9), Bluebonnet (Texas 19, UM 0), Gator (UT 18, Syracuse 12).
1967	1-4	Cotton (Texas A&M 20, UA 16), Liberty (N.C. State 14, UGA 7), Sugar (LSU 20, Wyoming 13), Sun (UTEP 14, UM 7), Orange (Oklahoma 26, UT 24).
1968	3-3	Gator (Missouri 35, UA 10), Sun (AU 34, Arizona 10), Sugar (Ark. 16, UGA 2), Peach (LSU 31, Fla. State 27), Liberty (UM 34, Va. Tech 17), Cotton (Texas 36, UT 13).
1969	1-3*	Liberty (Colorado 47, UA 33), Astro-Bluebonnet (Houston 36, AU 7), Gator (UF 14, UT 13), Sun (Nebraska 45, UGA 6), Sugar (UM 27, Ark. 22).
1970	1-1-1*	Astro-Bluebonnet (UA 24, Okla. 24), Gator (AU 35, UM 28), Orange (Nebraska 17, LSU 12), Sugar (UT 34, Air Force 13).
1971	4-2	Orange (Nebraska 38, UA 6), Sugar (Okla. 40, AU 22), Gator (UGA 7, No. Caro. 3), Sun (LSU 33, Iowa St. 15), Peach (UM 41, Ga. Tech 18), Liberty (UT 14, Ark. 13).
1972	1-1*	Cotton (Texas 17, UA 13), Gator (AU 24, Colorado 3), Astro-Bluebonnet (UT 24, LSU 17).
1973	1-5	Sugar (Notre Dame 24, UA 23), Sun (Missouri 34, AU 17), Tangerine (Miami, Ohio 16, UF 7), Peach (UGA 17, Maryland 16), Orange (Penn St. 16, LSU 9), Gator (Texas Tech 28, UT 19).
1974	3-3-1	Orange (Notre Dame 13, UA 11), Gator (AU 27, Texas 3), Sugar (Nebraska 13, UF 10), Tangerine (Miami, Ohio 21, UGA 10), Sun (MSU 26, No. Caro. 24), Liberty (UT 7, Maryland 3), Peach (VU 6, Texas Tech 6).
1975	1-2	Sugar (UA 13, Penn St. 6), Gator (Maryland 13, UF 0), Cotton (Ark. 31, UGA 10).
1976	2-2	Liberty (UA 36, UCLA 6), Sun (Texas A&M 37, UF 14), Sugar (Pitt 27, UGA 3), Peach (UK 21, No. Caro. 0).
1977	1-1	Sugar (UA 35, Ohio St. 6), Sun (Stanford 24, LSU 14).
1978	1-2	Sugar (UA 14, Penn St. 7), Bluebonnet (Stanford 25, UGA 22), Liberty (Missouri 20, LSU 15).
1979	2-1	Sugar (UA 24, Ark. 9), Tangerine (LSU 34, Wake Forest 10), Bluebonnet (Purdue 27, UT 22).
1980	3-1	Cotton (UA 30, Baylor 2), Tangerine (UF 35, Maryland 20), Sugar (UGA 17, Notre Dame 10), Sun (Nebraska 31, MSU 17).
1981	2-3	Cotton (Texas 14, UA 12), Peach (West Va. 26, UF 6), Sugar (Pitt 24, UGA 20), Hall of Fame (MSU 10, Kansas 0), Garden State (UT 28, Wisconsin 21).
1982	2-5	Liberty (UA 21, Illinois 15), Tangerine (AU 33, Boston Coll. 26), Bluebonnet (Ark. 28, UF 24), Sugar (Penn St. 27, UGA 23), Orange (Nebraska 21, LSU 20), Peach (Iowa 28, UT 22), Hall of Fame (Air Force 36, VU 28).
1983	5-2	Sun (UA 28, SMU 7), Sugar (AU 9, Michigan 7), Gator (UF 14, Iowa 6), Cotton (UGA 10, Texas 9), Hall of Fame (West Va. 20, UK 16), Independence (Air Force 9, UM 3), Florida Citrus (UT 30, Maryland 23).



POSTSEASON

ALABAMA • ARKANSAS • AUBURN • FLORIDA • GEORGIA • KENTUCKY • LSU • OLE MISS

1984	2-2-1	Liberty (AU 21, Ark. 15), Florida Citrus (UGA 17, Fla. State 17), Hall of Fame (UK 20, Wisconsin 19), Sugar (Nebraska 28, LSU 20), Sun (Maryland 28, UT 27).
1985	2-2-1	Aloha (UA 24, Southern Cal 3), Cotton (Texas A&M 36, AU 16), Sun (UGA 13, Arizona 13), Liberty (Baylor 21, LSU 7), Sugar (UT 35, Miami, Fla. 7).
1986	4-2	Sun (UA 28, Washington 6), Florida Citrus (AU 16, Southern Cal 7), Hall of Fame (Boston Coll. 27, UGA 23), Sugar (Nebraska 30, LSU 13), Independence (UM 20, Texas Tech 17), Liberty (UT 21, Minnesota 14).
1987	3-2-1	Hall of Fame (Michigan 28, UA 24), Sugar (AU 16, Syracuse 16), Aloha (UCLA 20, UF 16), Liberty (UGA 20, Ark. 17), Gator (LSU 30, South Caro. 13), Peach (UT 27, Indiana 22).
1988	3-2	Sun (UA 29, Army 28), Sugar (Fla. State 13, AU 7), All-American (UF 14, Illinois 10), Gator (UGA 34, Mich. St. 27), Hall of Fame (Syracuse 23, LSU 10).
1989	3-3	Sugar (Miami, Fla. 33, UA 25), Hall of Fame (AU 31, Ohio St. 14), Freedom (Washington 34, UF 7), Peach (Syracuse 19, UGA 18), Liberty (UM 42, Air Force 29), Cotton UT 31, Ark. 27).
1990	2-2	Fiesta (Louisville 34, UA 7), Peach (AU 27, Indiana 23), Gator (Michigan 35, UM 3), Sugar (UT 23, Virginia 22).
1991	2-3	Blockbuster (UA 30, Colorado 25), Sugar (Notre Dame 39, UF 28), Independence (UGA 24, Ark. 15), Liberty (Air Force 38, MSU 15), Fiesta (Penn St. 42, UT 17).
1992	5-1	Gator (UF 27, N.C. State 10), Liberty (UM 13, Air Force 0), Hall of Fame (UT 38, Boston Coll. 23), Florida Citrus (UGA 21, Ohio St. 14), Sugar (UA 34, Miami, Fla. 13), Peach (North Caro. 21, MSU 17).
1993	2-2	Peach (Clemson 14, UK 13), Gator (UA 24, No. Caro. 10), Florida Citrus (Penn St. 31, UT 13), Sugar (UF 41, West Va. 14).
1994	3-2	Gator (UT 45, Va. Tech 23), Peach (N.C. State 28, MSU 24), Carquest (South Caro. 24, West. Va. 21), Florida Citrus (UA 24, Ohio State 17), Sugar (Fla. State 23, UF 17).
1995	2-4	Independence (LSU 45, Mich. State 26), Carquest (No. Caro. 20, Ark. 10), Peach (Virginia 34, UGA 27), Outback (Penn St. 43, AU 14), Florida Citrus (UT 20, Ohio State 14), Fiesta (Nebraska 62, UF 24).
1996	5-0	Independence (AU 32, Army 29), Peach (LSU 10, Clemson 7), Outback (UA 17, Michigan 14), Florida Citrus (UT 45, Northwestern 28), Sugar (UF 52, Fla. State 20).
1997	5-1	Motor City (UM 34, Marshall 31), Independence (LSU 27, Notre Dame 9), Peach (AU 21, Clemson 17), Outback (UGA 33, Wisconsin 6), Florida Citrus (UF 21, Penn St. 6), Orange (Nebraska 42, UT 17).
1998	4-4	Music City (Va. Tech 35, UA 7), Peach (UGA 35, Virginia 33), Independence (UM 35, Texas Tech 18), Outback (Penn St. 26, UK 14), Cotton (Texas 38, MSU 11), Florida Citrus (Michigan 45, Ark. 31), Orange (UF 31, Syracuse 10), Fiesta (UT 23, Fla. State 16).
1999	4-4	Music City (Syracuse 20, UK 13), Peach (MSU 17, Clemson 7), Independence (UM 27, Oklahoma 25), Outback (UGA 28, Purdue 25-OT), Cotton (Ark. 27, Texas 6), Florida Citrus (Michigan St. 37, UF 34), Orange (Michigan 35, UA 34-OT), Fiesta (Nebraska 31, UT 21).
2000	4-5	Las Vegas (UNLV 31, Arkansas 14), Oahu (Georgia 37, Virginia 14), Music City (West Virginia 49, Ole Miss 38), Peach (LSU 28, Georgia Tech 14), Independence (Miss. State 43, Texas A&M 41-OT), Outback (South Carolina 24, Ohio State 7), Cotton (Kansas State 35, Tennessee 21), Florida Citrus (Michigan 31, Auburn 28), Sugar (Miami, Fla. 37, Florida 20).
2001	5-3	Independence (Alabama 14, Iowa State 13), Music City (Boston College 20, Georgia 16), Peach (North Carolina 16, Auburn 10), Cotton (Oklahoma 10, Arkansas 3), Outback (South Carolina 31, Ohio State 28), Florida Citrus (Tennessee 45, Michigan 17), Orange (Florida 56, Maryland 23), Sugar (LSU 47, Illinois 34).
2002	3-4	Independence (Ole Miss 27, Nebraska 23), Music City (Minnesota 29, Arkansas 14), Peach (Maryland 30, Tennessee 3), Outback (Michigan 38, Florida 30), Cotton (Texas 35, LSU 20), Capital One (Auburn 13, Penn State 9), Sugar (Georgia 26, Florida State 13).
2003	5-2	Music City (Auburn, 28, Wisconsin 14), Independence (Arkansas 27, Missouri 14), Outback (Iowa 37, Florida 17), Capital One (Georgia 34, Purdue 27, OT), Cotton (Ole Miss 31, Oklahoma State 28), Peach (Clemson 27, Tennessee 14), Sugar (LSU 21, Oklahoma 14).
2004	3-3	Music City (Minnesota 20, Alabama 16), Peach (Miami, Fla., 27, Florida 10), Outback (Georgia 24, Wisconsin 21), Cotton (Tennessee 38, Texas A&M 7), Capital One (Iowa 30, LSU 25), Sugar (Auburn 16, Virginia Tech 13).
2005	3-3	Independence (Missouri 38, South Carolina 31), Chick-fil-A (LSU 40, Miami, Fla. 3), Outback (Florida 31, Iowa 24), Cotton (Alabama 13, Texas Tech 10), Capital One (Wisconsin 24, Auburn 10), Sugar (West Virginia 38, Georgia 35).
2006	6-3	Independence (Oklahoma State 34, Alabama 31); Music City (Kentucky 28, Clemson 20); Autozone (South Carolina 44, Houston 36); Chick-fil-A (Georgia 31, Virginia Tech 24); Outback (Penn State 20, Tennessee 10); Cotton (Auburn 17, Nebraska 14); Capital One (Wisconsin 17, Arkansas 14); Sugar (LSU 41, Notre Dame 14); BCS Championship (Florida 41, Ohio State 14).
2007	7-2	Liberty (Mississippi State 10, Central Florida 3); Independence (Alabama 30, Colorado 24); Music City (Kentucky 35, Florida State 28); Chick-fil-A (Auburn 23, Clemson 20, OT); Cotton (Missouri 38, Arkansas 7); Outback (Tennessee 21, Wisconsin 17); Capital One (Michigan 41, Florida 35); Sugar (Georgia 41, Hawaii 10); BCS Championship (LSU 38, Ohio State 24).
2008	6-2	Music City (Vanderbilt 16, Boston College 14); Chick-fil-A (LSU 38, Georgia Tech 3); Cotton (Ole Miss 47, Texas Tech 34); Outback (Iowa 31, South Carolina 10); Capital One (Georgia 24, Michigan State); Liberty (Kentucky 25, East Carolina 19); Sugar (Utah 31, Alabama 17); BCS Championship (Florida 24, Oklahoma 14).
2009	6-4	Music City (Clemson 21, Kentucky 13); Independence Bowl (Georgia 44, Texas A&M 20); Chick-fil-A (Virginia Tech 37, Tennessee 14); Outback (Auburn 38, Northwestern 35, OT); Capital One (Penn State 19, LSU 17); Sugar (Florida 51, Cincinnati 24); PapaJohn's (Connecticut 20, South Carolina 7); Cotton (Ole Miss 21, Oklahoma State 7); Liberty (Arkansas 20, East Carolina 7); BCS Championship (Alabama 37, Texas 21).
2010	5-5	Music City (North Carolina 30, Tennessee 27, OT); Liberty (Central Florida 10, Georgia 6); Chick-fil-A (Florida State 26, South Carolina 17); Outback (Florida 27, Penn State 24); Capital One (Alabama 49, Michigan State 7); Gator (Mississippi State 52, Michigan 14); Sugar (Ohio State 31, Arkansas 26); Cotton (LSU 41, Texas A&M 24); BBVA Compass (Pittsburgh 27, Kentucky 10); BCS Championship (Auburn 22, Oregon 19).
2011	5-2	Music City (Mississippi State 23, Wake Forest 17); Liberty (Cincinnati 31, Vanderbilt 24); Chick-fil-A (Auburn 43, Virginia 24); Outback (Michigan State 33, Georgia 30 3OT); Capital One (South Carolina 30, Nebraska 13); Gator (Florida 24, Ohio State 17); Cotton (Arkansas 29, Kansas State 16); BCS Championship (Alabama 21, LSU 0).
2012	6-3	Music City (Vanderbilt 38, N.C. State 24); Chick-fil-A (Clemson 25, LSU 24); Outback (South Carolina 33, Michigan 28); Capital One (Georgia 45, Nebraska 31); Gator (Northwestern 34, Mississippi State 20); Cotton (Texas A&M 41, Oklahoma 13); BBVA (Ole Miss 38, Pittsburgh 17); Sugar (Louisville 33, Florida 23); BCS Championship (Alabama 42, Notre Dame 14).

* - Record does not include SEC vs. SEC bowl games.

POSTSEASON



MISSISSIPPI STATE • MISSOURI • SOUTH CAROLINA • TENNESSEE • TEXAS A&M • VANDERBILT

BOWL GAMES OF SEC MEMBERS

(Listed by Schools)

ALABAMA

(Won 35, Lost 22, Tied 3)

1-1-26	Rose Bowl	20	Washington	19
1-1-27	Rose Bowl	7	Stanford	7
1-1-31	Rose Bowl	24	Washington State	0
1-1-35	Rose Bowl	29	Stanford	13
1-1-38	Rose Bowl	0	California	13
1-1-42	Cotton Bowl	29	Texas A&M	21
1-1-43	Orange Bowl	37	Boston College	21
1-1-45	Sugar Bowl	26	Duke	29
1-1-46	Rose Bowl	34	Southern Cal	14
1-1-48	Sugar Bowl	7	Texas	27
1-1-53	Orange Bowl	61	Syracuse	6
1-1-54	Cotton Bowl	6	Rice	28
12-9-59	Liberty Bowl	0	Penn State	7
12-17-60	Bluebonnet Bowl	3	Texas	3
1-1-62	Sugar Bowl	10	Arkansas	3
1-1-63	Orange Bowl	17	Oklahoma	0
1-1-64	Sugar Bowl	12	Ole Miss	7
1-1-65	Orange Bowl	17	Texas	21
1-1-66	Orange Bowl	39	Nebraska	28
1-2-67	Sugar Bowl	34	Nebraska	7
1-1-68	Cotton Bowl	16	Texas A&M	20
12-28-68	Gator Bowl	10	Missouri	35
12-13-69	Liberty Bowl	33	Colorado	47
12-31-70	Bluebonnet Bowl	24	Oklahoma	24
1-1-72	Orange Bowl	6	Nebraska	38
1-1-73	Cotton Bowl	13	Texas	17
1-1-74	Sugar Bowl	23	Notre Dame	24
1-1-75	Orange Bowl	11	Notre Dame	13
12-31-75	Sugar Bowl	13	Penn State	6
12-20-76	Liberty Bowl	36	UCLA	6
1-2-78	Sugar Bowl	35	Ohio State	6
1-1-79	Sugar Bowl	14	Penn State	7
1-1-80	Sugar Bowl	24	Arkansas	9
1-1-81	Cotton Bowl	30	Baylor	2
1-1-82	Cotton Bowl	12	Texas	14
12-29-82	Liberty Bowl	21	Illinois	15
12-24-83	Sun Bowl	28	SMU	7
12-28-85	Aloha Bowl	24	Southern Cal	3
12-25-86	Sun Bowl	28	Washington	6
1-2-88	Hall of Fame Bowl	24	Michigan	28
12-29-88	Sun Bowl	29	Army	28
1-1-90	Sugar Bowl	25	Miami	33
1-1-91	Fiesta Bowl	7	Louisville	34
12-28-91	Blockbuster Bowl	30	Colorado	25
1-1-93	Sugar Bowl	34	Miami	13
12-31-93	Gator Bowl	24	North Carolina	10
1-2-95	Citrus Bowl	24	Ohio State	17
1-1-97	Outback Bowl	17	Michigan	14
12-29-98	Music City Bowl	7	Virginia Tech	35
1-1-2000	Orange Bowl	34	Michigan (OT)	35
12-27-01	Independence Bowl	14	Iowa State	13
12-31-04	Music City Bowl	16	Minnesota	20
1-2-06	Cotton Bowl	13	Texas Tech	10
12-28-06	Independence Bowl	31	Oklahoma State	34
12-30-07	Independence Bowl	30	Colorado	24
1-2-09	Sugar Bowl	17	Utah	31
1-7-10	BCS Championship	37	Texas	21
1-1-11	Capital One Bowl	49	Michigan State	7
1-9-12	BCS Championship	21	LSU	0
1-7-13	BCS Championship	42	Notre Dame	14

ARKANSAS

(Won 13, Lost 23, Tied 3)

1-1-34	Dixie Bowl	7	Centenary	7
1-1-47	Cotton Bowl	0	LSU	0
1-1-48	Dixie Bowl	21	William & Mary	19
1-1-55	Cotton Bowl	6	Georgia Tech	14
1-2-60	Gator Bowl	14	Georgia Tech	7
1-1-61	Cotton Bowl	6	Duke	7
1-1-62	Sugar Bowl	3	Alabama	10
1-1-63	Sugar Bowl	13	Ole Miss	17
1-1-65	Cotton Bowl	10	Nebraska	7
1-1-66	Cotton Bowl	7	LSU	14
1-1-69	Sugar Bowl	16	Georgia	2

1-1-70	Sugar Bowl	22	Ole Miss	27
12-20-71	Liberty Bowl	13	Tennessee	14
1-1-76	Cotton Bowl	31	Georgia	10
1-2-78	Orange Bowl	31	Oklahoma	6
12-25-78	Fiesta Bowl	10	UCLA	10
1-1-80	Sugar Bowl	9	Alabama	24
12-27-80	Hall of Fame Bowl	34	Tulane	15
12-28-81	Gator Bowl	27	North Carolina	31
12-31-82	Bluebonnet Bowl	28	Florida	24
12-27-84	Liberty Bowl	15	Auburn	21
12-22-85	Holiday Bowl	18	Arizona State	17
1-1-87	Orange Bowl	8	Oklahoma	42
12-29-87	Liberty Bowl	17	Georgia	20
1-2-89	Cotton Bowl	3	UCLA	17
1-1-90	Cotton Bowl	27	Tennessee	31
12-29-91	Independence Bowl	15	Georgia	24
12-30-95	Carquest Bowl	10	North Carolina	20
1-1-99	Citrus Bowl	31	Michigan	45
1-1-2000	Cotton Bowl	27	Texas	6
12-21-2000	Las Vegas Bowl	14	UNLV	31
1-1-02	Cotton Bowl	3	Oklahoma	10
12-30-02	Music City Bowl	14	Minnesota	29
12-31-03	Independence Bowl	27	Missouri	14
1-1-07	Capital One Bowl	14	Wisconsin	14
1-1-08	Cotton Bowl	7	Missouri	38
1-2-10	Liberty Bowl	20	East Carolina	17
1-4-11	Sugar Bowl	26	Ohio State	31
1-6-12	Cotton Bowl	29	Kansas State	16

AUBURN

(Won 22, Lost 13, Tied 2)

1-1-37	Rhumba Bowl	7	Villanova	7
1-1-38	Orange Bowl	6	Michigan State	0
1-1-54	Gator Bowl	13	Texas Tech	35
12-31-54	Gator Bowl	33	Baylor	13
12-31-55	Gator Bowl	13	Vanderbilt	25
1-1-64	Orange Bowl	7	Nebraska	13
12-18-65	Liberty Bowl	7	Ole Miss	13
12-28-68	Sun Bowl	34	Arizona	10
12-31-69	Bluebonnet Bowl	7	Houston	36
1-2-71	Gator Bowl	35	Ole Miss	28
1-1-72	Sugar Bowl	22	Oklahoma	40
12-30-72	Gator Bowl	24	Colorado	3
12-29-73	Sun Bowl	17	Missouri	34
12-30-74	Gator Bowl	27	Texas	3
12-18-82	Tangerine Bowl	33	Boston College	26
1-2-84	Sugar Bowl	9	Michigan	7
12-27-84	Liberty Bowl	21	Arkansas	15
1-1-86	Cotton Bowl	16	Texas A&M	36
1-1-87	Citrus Bowl	16	Southern Cal	7
1-1-88	Sugar Bowl	16	Syracuse	16
1-2-89	Sugar Bowl	7	Florida State	13
1-1-90	Hall of Fame Bowl	31	Ohio State	14
12-29-90	Peach Bowl	27	Indiana	23
1-1-96	Outback Bowl	14	Penn State	43
12-31-96	Independence Bowl	32	Army	29
1-2-98	Peach Bowl	21	Clemson	17
1-1-2001	Florida Citrus Bowl	28	Michigan	31
12-31-01	Peach Bowl	10	North Carolina	16
1-1-03	Capital One Bowl	13	Penn State	9
12-31-03	Music City Bowl	28	Wisconsin	14
1-3-05	Sugar Bowl	16	Virginia Tech	13
1-2-06	Capital One Bowl	10	Wisconsin	24
1-1-07	Cotton Bowl	17	Nebraska	14
12-31-07	Chick-fil-A Bowl	23	Clemson	20 OT
1-1-10	Outback Bowl	38	Northwestern	35 OT
1-10-11	BCS Championship	22	Oregon	19
12-31-11	Chick-fil-A Bowl	43	Virginia	24

FLORIDA

(Won 20, Lost 20)

1-1-53	Gator Bowl	14	Tulsa	13
12-27-58	Gator Bowl	3	Ole Miss	7
12-31-60	Gator Bowl	13	Baylor	12
12-28-62	Gator Bowl	17	Penn State	7
1-1-66	Sugar Bowl	18	Missouri	20
1-2-67	Orange Bowl	27	Georgia Tech	12



POSTSEASON

ALABAMA • ARKANSAS • AUBURN • FLORIDA • GEORGIA • KENTUCKY • LSU • OLE MISS

12-27-69	Gator Bowl	14	Tennessee	13
12-22-73	Tangerine Bowl	7	Miami (Ohio)	16
12-31-74	Sugar Bowl	10	Nebraska	13
12-29-75	Gator Bowl	0	Maryland	13
1-2-77	Sun Bowl	14	Texas A&M	37
12-20-80	Tangerine Bowl	35	Maryland	20
12-31-81	Peach Bowl	6	West Virginia	26
12-31-82	Bluebonnet Bowl	24	Arkansas	28
12-30-83	Gator Bowl	14	Iowa	6
12-25-87	Aloha Bowl	16	UCLA	20
12-29-88	All-American Bowl	14	Illinois	10
12-30-89	Freedom Bowl	7	Washington	34
1-1-92	Sugar Bowl	28	Notre Dame	39
12-31-92	Gator Bowl	27	N.C. State	10
1-1-94	Sugar Bowl	41	West Virginia	7
1-2-95	Sugar Bowl	17	Florida State	23
1-2-96	Fiesta Bowl	24	Nebraska	62
1-2-97	Sugar Bowl	52	Florida State	20
1-1-98	Citrus Bowl	21	Penn State	6
1-2-99	Orange Bowl	31	Syracuse	10
1-1-2000	Citrus Bowl	34	Michigan State	37
1-2-2001	Sugar Bowl	20	Miami (Fla.)	37
1-2-02	Orange Bowl	56	Maryland	23
1-1-03	Outback Bowl	30	Michigan	38
1-1-04	Outback Bowl	17	Iowa	37
12-31-04	Peach Bowl	10	Miami (Fla.)	27
1-2-06	Outback Bowl	31	Iowa	24
1-8-07	BCS Championship	41	Ohio State	14
1-1-08	Capital One Bowl	35	Michigan	41
1-1-09	BCS Championship	24	Oklahoma	14
1-1-10	Sugar Bowl	51	Cincinnati	24
1-1-11	Outback Bowl	37	Penn State	24
1-1-12	Gator Bowl	24	Ohio State	17
1-2-13	Sugar Bowl	23	Louisville	33

GEORGIA

(Won 27, Lost 18, Tied 3)

1-1-42	Orange Bowl	40	TCU	26
1-1-43	Rose Bowl	9	UCLA	0
1-1-46	Oil Bowl	20	Tulsa	6
1-1-47	Sugar Bowl	20	North Carolina	10
1-1-48	Gator Bowl	20	Maryland	20
1-1-49	Orange Bowl	28	Texas	41
12-9-50	Presidential Bowl	20	Texas A&M	40
1-1-60	Orange Bowl	14	Missouri	0
12-26-64	Sun Bowl	7	Texas Tech	0
12-31-66	Cotton Bowl	24	SMU	9
12-16-67	Liberty Bowl	7	N.C. State	14
1-1-69	Sugar Bowl	2	Arkansas	16
12-20-69	Sun Bowl	6	Nebraska	45
12-31-71	Gator Bowl	7	North Carolina	3
12-28-73	Peach Bowl	17	Maryland	16
12-20-74	Tangerine Bowl	10	Miami (Ohio)	21
1-1-76	Cotton Bowl	10	Arkansas	31
1-1-77	Sugar Bowl	3	Pittsburgh	27
12-31-78	Bluebonnet Bowl	22	Stanford	25
1-1-81	Sugar Bowl	17	Notre Dame	10
1-1-82	Sugar Bowl	20	Pittsburgh	24
1-1-83	Sugar Bowl	23	Penn State	27
1-2-84	Cotton Bowl	10	Texas	9
12-22-84	Citrus Bowl	17	Florida State	17
12-28-85	Sun Bowl	13	Arizona	13
12-23-86	Hall of Fame Bowl	24	Boston College	27
12-29-87	Liberty Bowl	20	Arkansas	17
1-1-89	Gator Bowl	34	Michigan State	27
12-30-89	Peach Bowl	18	Syracuse	19
12-29-91	Independence Bowl	24	Arkansas	15
1-1-93	Citrus Bowl	21	Ohio State	14
12-30-95	Peach Bowl	27	Virginia	34
1-1-98	Outback Bowl	33	Wisconsin	6
12-31-98	Peach Bowl	35	Virginia	33
1-1-2000	Outback Bowl	28	Purdue (OT)	25
12-24-2000	Oahu Bowl	37	Virginia	14
12-28-01	Music City Bowl	16	Boston College	20
1-1-03	Sugar Bowl	26	Florida State	13
1-1-04	Capital One Bowl	34	Purdue (OT)	27
1-1-05	Outback Bowl	24	Wisconsin	21
1-2-06	Sugar Bowl	35	West Virginia	38
12-30-06	Chick-fil-A	31	Virginia Tech	24
1-1-08	Sugar Bowl	41	Hawaii	10
1-1-09	Capital One Bowl	24	Michigan State	12
12-28-09	Independence Bowl	44	Texas A&M	20
12-31-10	Liberty Bowl	6	Central Florida	10

1-1-12	Outback Bowl	30	Michigan State	33 (3OT)
1-1-13	Capital One Bowl	45	Nebraska	31

KENTUCKY

(Won 8, Lost 7)

12-6-47	Great Lakes Bowl	24	Villanova	14
1-2-50	Orange Bowl	13	Santa Clara	21
1-1-51	Sugar Bowl	13	Oklahoma	7
1-1-52	Cotton Bowl	20	TCU	7
12-31-76	Peach Bowl	21	North Carolina	0
12-22-83	Hall of Fame Bowl	16	West Virginia	20
12-29-84	Hall of Fame Bowl	20	Wisconsin	19
12-31-93	Peach Bowl	13	Clemson	14
1-1-99	Outback Bowl	14	Penn State	26
12-29-99	Music City Bowl	13	Syracuse	20
12-29-06	Music City Bowl	28	Clemson	20
12-31-07	Music City Bowl	35	Florida State	28
1-2-09	Liberty Bowl	25	East Carolina	19
12-27-09	Music City Bowl	13	Clemson	21
1-8-11	BBVA Compass Bowl	10	Pittsburgh	27

LSU

(Won 22, Lost 21, Tied 1)

1-1-36	Sugar Bowl	2	TCU	3
1-1-37	Sugar Bowl	14	Santa Clara	21
1-1-38	Sugar Bowl	0	Santa Clara	6
1-1-44	Orange Bowl	19	Texas A&M	14
1-1-47	Cotton Bowl	0	Arkansas	0
1-2-50	Sugar Bowl	0	Oklahoma	35
1-1-59	Sugar Bowl	7	Clemson	0
1-1-60	Sugar Bowl	0	Ole Miss	21
1-1-62	Orange Bowl	25	Colorado	7
1-1-63	Cotton Bowl	13	Texas	0
12-21-63	Bluebonnet Bowl	7	Baylor	14
1-1-65	Sugar Bowl	13	Syracuse	10
1-1-66	Cotton Bowl	14	Arkansas	7
1-1-68	Sugar Bowl	20	Wyoming	13
12-30-68	Peach Bowl	31	Florida State	27
1-1-71	Orange Bowl	12	Nebraska	17
12-18-71	Sun Bowl	33	Iowa State	15
12-30-72	Bluebonnet Bowl	17	Tennessee	24
1-1-74	Orange Bowl	9	Penn State	16
12-31-77	Sun Bowl	14	Stanford	24
12-23-78	Liberty Bowl	15	Missouri	20
12-22-79	Tangerine Bowl	34	Wake Forest	10
1-1-83	Orange Bowl	20	Nebraska	21
1-1-85	Sugar Bowl	10	Nebraska	28
12-27-85	Liberty Bowl	7	Baylor	21
1-1-87	Sugar Bowl	15	Nebraska	30
12-31-87	Gator Bowl	30	South Carolina	13
1-2-89	Hall of Fame Bowl	10	Syracuse	23
12-29-95	Independence Bowl	45	Michigan State	20
12-28-96	Peach Bowl	15	Clemson	7
12-28-97	Independence Bowl	27	Notre Dame	9
12-29-2000	Peach Bowl	28	Georgia Tech	14
1-1-02	Sugar Bowl	47	Illinois	34
1-1-03	Cotton Bowl	20	Texas	35
1-4-04	Sugar Bowl	21	Oklahoma	14
1-1-05	Capital One Bowl	25	Iowa	30
1-30-05	Chick-fil-A Bowl	40	Miami (Fla.)	3
1-3-07	Sugar Bowl	41	Notre Dame	14
1-7-08	BCS Championship	38	Ohio State	24
12-31-08	Chick-fil-A Bowl	38	Georgia Tech	3
1-1-10	Capital One Bowl	17	Penn State	19
1-7-11	Cotton Bowl	41	Texas A&M	24
1-9-12	BCS Championship	0	Alabama	21
12-31-12	Chick-fil-A Bowl	24	Clemson	25

OLE MISS

(Won 22, Lost 12)

1-1-36	Orange Bowl	19	Catholic U.	20
1-1-49	Delta Bowl	13	TCU	9
1-1-53	Sugar Bowl	7	Georgia Tech	24
1-1-55	Sugar Bowl	0	Navy	21
1-2-56	Cotton Bowl	14	TCU	13
1-1-58	Sugar Bowl	39	Texas	7
12-27-58	Gator Bowl	7	Florida	3
1-1-60	Sugar Bowl	21	LSU	0
1-2-61	Sugar Bowl	14	Rice	6
1-1-62	Cotton Bowl	7	Texas	12
1-1-63	Sugar Bowl	17	Arkansas	13

POSTSEASON



MISSISSIPPI STATE • MISSOURI • SOUTH CAROLINA • TENNESSEE • TEXAS A&M • VANDERBILT

1-1-64	Sugar Bowl	7	Alabama	12
12-19-64	Bluebonnet Bowl	7	Tulsa	14
12-18-65	Liberty Bowl	13	Auburn	7
12-17-66	Bluebonnet Bowl	0	Texas	19
12-30-67	Sun Bowl	7	UTEP	14
12-14-68	Liberty Bowl	34	Virginia Tech	17
1-1-70	Sugar Bowl	27	Arkansas	22
1-2-71	Gator Bowl	28	Auburn	35
12-30-71	Peach Bowl	41	Georgia Tech	18
12-10-83	Independence Bowl	3	Air Force	9
12-20-86	Independence Bowl	20	Texas Tech	17
12-28-89	Liberty Bowl	42	Air Force	29
1-1-91	Gator Bowl	3	Michigan	35
12-31-92	Liberty Bowl	13	Air Force	0
12-26-97	Motor City Bowl	34	Marshall	31
12-31-98	Independence Bowl	35	Texas Tech	18
12-31-99	Independence Bowl	27	Oklahoma	25
12-28-2000	Music City Bowl	38	West Virginia	49
12-27-02	Independence Bowl	27	Nebraska	23
1-2-04	Cotton Bowl	31	Oklahoma State	28
1-1-09	Cotton Bowl	47	Texas Tech	34
1-2-10	Cotton Bowl	21	Oklahoma State	7
1-5-13	BBVA Compass Bowl	38	Pittsburgh	17

MISSISSIPPI STATE

(Won 9, Lost 7)

1-1-37	Orange Bowl	12	Duquesne	13
1-1-41	Orange Bowl	14	Georgetown	7
12-21-63	Liberty Bowl	16	N.C. State	12
12-28-74	Sun Bowl	26	North Carolina	24
12-27-80	Sun Bowl	17	Nebraska	31
12-31-81	Hall of Fame Bowl	10	Kansas	0
12-29-91	Liberty Bowl	15	Air Force	38
1-2-93	Peach Bowl	17	North Carolina	21
1-1-95	Peach Bowl	24	North Carolina State	28
1-1-99	Cotton Bowl	11	Texas	38
12-30-99	Peach Bowl	17	Clemson	7
12-31-2000	Independence Bowl	43	Texas A&M	41 [OT]
12-29-07	Liberty Bowl	10	Central Florida	3
1-1-11	Gator Bowl	52	Michigan	14
12-30-11	Music City Bowl	23	Wake Forest	17
1-1-13	Gator Bowl	20	Northwestern	34

SOUTH CAROLINA

(Won 6, Lost 12)

1-1-46	Gator Bowl	14	Wake Forest	26
12-30-69	Peach Bowl	3	West Virginia	14
12-20-75	Tangerine Bowl	7	Miami (Ohio)	20
12-29-79	Hall of Fame Bowl	14	Missouri	24
12-29-80	Gator Bowl	9	Pittsburgh	37
12-28-84	Gator Bowl	14	Oklahoma State	21
12-31-87	Gator Bowl	13	LSU	30
12-28-88	Liberty Bowl	10	Indiana	34
12-30-94	Carquest Bowl	24	West Virginia	21
1-1-2001	Outback Bowl	24	Ohio State	7
1-1-02	Outback Bowl	31	Ohio State	28
1-30-05	Independence Bowl	31	Missouri	38
12-29-06	Liberty Bowl	44	Houston	36
1-1-09	Outback Bowl	10	Iowa	31
1-2-10	PapaJohns.com Bowl	7	Connecticut	20
12-31-10	Chick-fil-A Bowl	17	Florida State	26
1-1-12	Capital One Bowl	30	Nebraska	13
1-1-13	Outback Bowl	33	Michigan	28

TENNESSEE

(Won 25, Lost 24)

12-5-31	New York Bowl*	13	NYU	0
1-1-39	Orange Bowl	17	Oklahoma	0
1-1-40	Rose Bowl	0	Southern Cal	14
1-1-41	Sugar Bowl	13	Boston College	19
1-1-43	Sugar Bowl	14	Tulsa	7
1-1-45	Rose Bowl	0	Southern Cal	25
1-1-47	Orange Bowl	0	Rice	8
1-1-51	Cotton Bowl	20	Texas	14
1-1-52	Sugar Bowl	13	Maryland	28
1-1-53	Cotton Bowl	0	Texas	16
1-1-57	Sugar Bowl	7	Baylor	13
12-28-57	Gator Bowl	3	Texas A&M	0
12-18-65	Bluebonnet Bowl	27	Tulsa	6
12-31-66	Gator Bowl	18	Syracuse	12
1-1-68	Orange Bowl	24	Oklahoma	26

1-1-69	Cotton Bowl	13	Texas	36
12-27-69	Gator Bowl	13	Florida	14
1-1-71	Sugar Bowl	34	Air Force	13
12-20-71	Liberty Bowl	14	Arkansas	13
12-30-72	Bluebonnet Bowl	24	LSU	17
12-29-73	Gator Bowl	19	Texas Tech	28
12-16-74	Liberty Bowl	7	Maryland	3
12-31-79	Bluebonnet Bowl	22	Purdue	27
12-13-81	Garden State Bowl	28	Wisconsin	21
12-31-82	Peach Bowl	22	Iowa	28
12-17-83	Citrus Bowl	30	Maryland	23
12-22-84	Sun Bowl	27	Maryland	28
1-1-86	Sugar Bowl	35	Miami	7
12-29-86	Liberty Bowl	21	Minnesota	14
1-2-88	Peach Bowl	27	Indiana	22
1-1-90	Cotton Bowl	31	Arkansas	27
1-1-91	Sugar Bowl	23	Virginia	22
1-1-92	Fiesta Bowl	17	Penn State	42
1-1-93	Hall of Fame Bowl	38	Boston College	23
1-1-94	Citrus Bowl	13	Penn State	31
12-30-94	Gator Bowl	45	Virginia Tech	23
1-1-96	Citrus Bowl	20	Ohio State	14
1-1-97	Citrus Bowl	48	Northwestern	28
1-2-98	Orange Bowl	17	Nebraska	42
1-4-99	Fiesta Bowl	23	Florida State	16
1-2-2000	Fiesta Bowl	21	Nebraska	31
1-1-2001	Cotton Bowl	21	Kansas State	35
1-1-02	Citrus Bowl	45	Michigan	17
12-31-02	Peach Bowl	3	Maryland	30
1-2-04	Peach Bowl	14	Clemson	27
1-1-05	Cotton Bowl	38	Texas A&M	7
1-1-07	Outback Bowl	10	Penn State	20
1-1-08	Outback Bowl	21	Wisconsin	17
12-31-10	Chick-fil-A Bowl	14	Virginia Tech	37
12-30-10	Music City Bowl	27	North Carolina	30 OT

* not recognized by NCAA

TEXAS A&M

(Won 1, Lost 0)

1-4-13	Cotton Bowl	41	Oklahoma	13
--------	-------------	----	----------	----

VANDERBILT

(Won 3, Lost 2, Tied 1)

12-31-55	Gator Bowl	25	Auburn	13
12-28-74	Peach Bowl	6	Texas Tech	6
12-31-82	Hall of Fame Bowl	28	Air Force	36
12-31-09	Music City Bowl	16	Boston College	14
12-31-11	Liberty Bowl	24	Cincinnati	31
12/31-12	Music City Bowl	38	N.C. State	24

BOWL GAMES OF FORMER SEC MEMBERS

(Listed by Schools)

GEORGIA TECH

(Won 10, Lost 5)

1-1-40	Orange Bowl	21	Missouri	7
1-1-43	Cotton Bowl	7	Texas	14
1-1-44	Sugar Bowl	20	Tulsa	18
1-1-45	Orange Bowl	12	Tulsa	26
1-1-47	Oil Bowl	41	St. Mary's	19
1-1-48	Orange Bowl	20	Kansas	14
1-1-52	Orange Bowl	17	Baylor	14
1-1-53	Sugar Bowl	24	Ole Miss	7
1-1-54	Sugar Bowl	42	West Virginia	19
1-1-55	Cotton Bowl	14	Arkansas	6
1-2-56	Sugar Bowl	7	Pittsburgh	0
12-29-56	Gator Bowl	21	Pittsburgh	14
1-2-60	Gator Bowl	7	Arkansas	14
12-30-61	Gator Bowl	15	Penn State	30
12-22-62	Bluebonnet Bowl	10	Missouri	14

TULANE

(Won 1, Lost 1)

1-1-35	Sugar Bowl	20	Temple	14
1-1-40	Sugar Bowl	13	Texas A&M	14



POLLS

ALABAMA • ARKANSAS • AUBURN • FLORIDA • GEORGIA • KENTUCKY • LSU • OLE MISS

ASSOCIATED PRESS FINAL RANKINGS

1936

- 2. LSU
- 4. Alabama
- 17. Tennessee

1937

- 4. Alabama
- 8. LSU

1938

- 2. Tennessee
- 13. Alabama

1939

- 2. Tennessee
- 5. Tulane
- 16. Georgia Tech

1940

- 4. Tennessee
- 9. Mississippi State

1941

- 14. Georgia
- 16. Mississippi State
- 17. Ole Miss
- 18. Tennessee
- 20. Alabama

1942

- 2. Georgia
- 5. Georgia Tech
- 7. Tennessee
- 10. Alabama
- 16. Auburn
- 18. Mississippi State

1943

- 13. Georgia Tech

1944

- 12. Tennessee
- 13. Georgia Tech

1945

- 2. Alabama
- 14. Tennessee
- 15. LSU
- 18. Georgia

1946

- 3. Georgia
- 7. Tennessee
- 8. LSU

1947

- 6. Alabama
- 10. Georgia Tech
- 13. Ole Miss

1948

- 8. Georgia
- 12. Vanderbilt
- 15. Ole Miss

1949

- 9. LSU
- 11. Kentucky
- 17. Tennessee

1950

- 4. Tennessee
- 7. Kentucky
- 16. Alabama
- 20. Tulane

1951

- 1. Tennessee
- 5. Georgia Tech
- 15. Kentucky

1952

- 2. Georgia Tech
- 7. Ole Miss
- 8. Tennessee
- 9. Alabama
- 15. Florida
- 20. Kentucky

1953

- 8. Georgia Tech
- 13. Alabama
- 16. Kentucky
- 17. Auburn

1954

- 6. Ole Miss
- 13. Auburn

1955

- 7. Georgia Tech
- 8. Auburn
- 10. Ole Miss

1956

- 2. Tennessee
- 4. Georgia Tech

1957

- 1. Auburn
- 7. Ole Miss
- 13. Tennessee
- 14. Mississippi State
- 17. Florida

1958

- 1. LSU
- 4. Auburn
- 11. Ole Miss
- 14. Florida

1959

- 2. Ole Miss
- 3. LSU
- 5. Georgia
- 10. Alabama
- 19. Florida

1960

- 2. Ole Miss
- 9. Alabama
- 13. Auburn
- 18. Florida

1961

- 1. Alabama
- 4. LSU
- 5. Ole Miss
- 13. Georgia Tech

1962

- 3. Ole Miss
- 5. Alabama
- 7. LSU

1963

- 5. Auburn
- 7. Ole Miss
- 8. Alabama

1964

- 1. Alabama
- 7. LSU

1965

- 1. Alabama
- 7. Tennessee
- 8. LSU

1966

- 3. Alabama
- 4. Georgia

1967

- 2. Tennessee
- 8. Alabama

1968

- 8. Georgia
- 13. Tennessee
- 16. Auburn
- 17. Alabama
- 19. LSU

1969

- 8. Ole Miss
- 10. LSU
- 14. Florida
- 15. Tennessee
- 20. Auburn

1970

- 4. Tennessee
- 7. LSU
- 10. Auburn
- 20. Ole Miss

1971

- 4. Alabama
- 7. Georgia
- 9. Tennessee
- 11. LSU
- 12. Auburn
- 15. Ole Miss

1972

- 5. Auburn
- 7. Alabama
- 8. Tennessee
- 11. LSU

1973

- 4. Alabama
- 13. LSU
- 19. Tennessee

1974

- 5. Alabama
- 8. Auburn
- 15. Florida
- 17. Mississippi State
- 20. Tennessee

1975

- 3. Alabama
- 19. Georgia

1976

- 10. Georgia
- 11. Alabama
- 18. Kentucky
- 20. Mississippi State

1977

- 2. Alabama
- 6. Kentucky



1978

- 1. Alabama
- 16. Georgia

1979

- 1. Alabama
- 16. Auburn

1980

- 1. Georgia
- 6. Alabama
- 19. Miss. State

1981

- 6. Georgia
- 7. Alabama

1982

- 4. Georgia
- 11. LSU
- 14. Auburn

1983

- 3. Auburn
- 4. Georgia
- 6. Florida
- 15. Alabama

1984

- 3. Florida
- 14. Auburn
- 15. LSU
- 19. Kentucky

1985

- 4. Tennessee
- 5. Florida
- 13. Alabama
- 20. LSU

1986

- 6. Auburn
- 9. Alabama
- 10. LSU

1987

- 5. LSU
- 7. Auburn
- 13. Georgia
- 14. Tennessee

1988

- 8. Auburn
- 15. Georgia
- 17. Alabama
- 19. LSU

1989

- 5. Tennessee
- 6. Auburn
- 9. Alabama

1990

- 8. Tennessee
- 13. Florida
- 19. Auburn
- 21. Ole Miss

1991

- 5. Alabama
- 7. Florida
- 14. Tennessee
- 17. Georgia

1992

- 1. Alabama
- 8. Georgia
- 10. Florida
- 12. Tennessee
- 16. Ole Miss
- 23. Mississippi State

1993

- 4. Auburn
- 5. Florida
- 12. Tennessee
- 14. Alabama

1994

- 5. Alabama
- 7. Florida
- 9. Auburn
- 22. Tennessee
- 24. Mississippi State

1995

- 2. Florida
- 3. Tennessee
- 21. Alabama
- 22. Auburn

1996

- 1. Florida
- 9. Tennessee
- 11. Alabama
- 12. LSU
- 24. Auburn

1997

- 4. Florida
- 7. Tennessee
- 10. Georgia
- 11. Auburn
- 13. LSU
- 22. Ole Miss

1998

- 1. Tennessee
- 5. Florida
- 14. Georgia
- 16. Arkansas

1999

- 8. Alabama
- 9. Tennessee
- 12. Florida
- 13. Mississippi State
- 16. Georgia
- 17. Arkansas
- 22. Ole Miss

2000

- 10. Florida
- 18. Auburn
- 19. South Carolina
- 20. Georgia
- 22. LSU
- 24. Mississippi State

2001

- 3. Florida
- 4. Tennessee
- 7. LSU
- 13. South Carolina
- 22. Georgia

2002

- 3. Georgia
- 11. Alabama
- 14. Auburn

2003

- 2. LSU
- 7. Georgia
- 13. Ole Miss
- 15. Tennessee
- 24. Florida

2004

- 2. Auburn
- 7. Georgia
- 13. Tennessee
- 16. LSU

2005

- 6. LSU
- 8. Alabama
- 10. Georgia
- 12. Florida
- 14. Auburn

2006

- 1. Florida
- 3. LSU
- 9. Auburn
- 15. Arkansas
- 23. Georgia
- 25. Tennessee

2007

- 1. LSU
- 2. Georgia
- 12. Tennessee
- 13. Florida
- 15. Auburn

2008

- 1. Florida
- 6. Alabama
- 13. Georgia
- 14. Ole Miss

2009

- 1. Alabama
- 3. Florida
- 17. LSU
- 20. Ole Miss

2010

- 1. Auburn
- 8. LSU
- 10. Alabama
- 12. Arkansas
- 15. Mississippi State
- 22. South Carolina

2011

- 1. Alabama
- 2. LSU
- 5. Arkansas
- 9. South Carolina
- 19. Georgia

2012

- 1. Alabama
- 5. Georgia
- 5. Texas A&M
- 8. South Carolina
- 9. Florida
- 14. LSU
- 23. Vanderbilt



POLLS

ALABAMA • ARKANSAS • AUBURN • FLORIDA • GEORGIA • KENTUCKY • LSU • OLE MISS

SEC TEAMS RANKED NO. 1

(Week By Week AP Poll)

1939

Oct. 24 Tennessee
Oct. 31 Tennessee
Nov. 7 Tennessee
Nov. 14 Tennessee

1942

Nov. 3 Georgia
Nov. 10 Georgia
Nov. 17 Georgia

1951

Oct. 23 Tennessee
Oct. 30 Tennessee
Nov. 6 Tennessee
Nov. 20 Tennessee
Nov. 27 Tennessee
Dec. 4 Tennessee
National Champ. ... Tennessee

1956

Nov. 13 Tennessee

1957

Nov. 26 Auburn
Dec. 3 Auburn
National Champ. ... Auburn

1958

Oct. 7 Auburn
Oct. 28 LSU
Nov. 4 LSU
Nov. 11 LSU
Nov. 18 LSU
Nov. 25 LSU
Dec. 2 LSU
National Champ. ... LSU

1959

Sept. 22 LSU
Sept. 29 LSU
Oct. 6 LSU
Oct. 13 LSU
Oct. 20 LSU
Oct. 27 LSU
Nov. 3 LSU

1960

Sept. 20 Ole Miss
Sept. 27 Ole Miss
Oct. 11 Ole Miss

1961

Oct. 10 Ole Miss
Nov. 21 Alabama
Nov. 28 Alabama
Nov. 5 Alabama
National Champ. ... Alabama

1962

Sept. 25 Alabama
Oct. 9 Alabama
Nov. 13 Alabama

1964

Dec. 1 Alabama
National Champ. ... Alabama

1965

Dec. 4 Alabama
National Champ. ... Alabama

1973

Nov. 27 Alabama
Dec. 4 Alabama

1978

Sept. 12 Alabama
Sept. 19 Alabama
Dec. 4 Alabama
National Champ. ... Alabama

1979

Oct. 16 Alabama
Oct. 23 Alabama
Oct. 30 Alabama
Nov. 6 Alabama
Nov. 13 Alabama
Nov. 20 Alabama
Nov. 27 Alabama
Dec. 3 Alabama
National Champ. ... Alabama

1980

Sept. 16 Alabama
Sept. 23 Alabama
Sept. 30 Alabama
Oct. 7 Alabama
Oct. 14 Alabama
Oct. 21 Alabama
Oct. 28 Alabama
Nov. 11 Georgia
Nov. 18 Georgia
Nov. 25 Georgia
Dec. 2 Georgia
Dec. 9 Georgia
National Champ. ... Georgia

1982

Nov. 9 Georgia
Nov. 16 Georgia
Nov. 23 Georgia
Nov. 30 Georgia
Dec. 7 Georgia

1985

Sept. 10 Auburn
Sept. 17 Auburn
Sept. 24 Auburn
Nov. 5 Florida

1992

National Champ – Alabama

1994

Preseason Florida
Sept. 11 Florida
Sept. 18 Florida
Sept. 26 Florida
Oct. 3 Florida
Oct. 10 Florida

NOTE: Arkansas was No. 1 in AP Poll of the week of Oct. 19, 1965.

1996

Sept. 23 Florida
Sept. 30 Florida
Oct. 6 Florida
Oct. 13 Florida
Oct. 20 Florida
Oct. 27 Florida
Nov. 4 Florida
Nov. 11 Florida
Nov. 18 Florida
Nov. 25 Florida
Jan. 3 Florida
National Champ. ... Florida

1997

Sept. 21 Florida
Sept. 28 Florida
Oct. 5 Florida

1998

Nov. 8 Tennessee
Nov. 15 Tennessee
Nov. 22 Tennessee
Nov. 29 Tennessee
Dec. 6 Tennessee
Jan. 5 Tennessee
National Champ. ... Tennessee

2001

Preseason Florida
Oct. 7 Florida

2006

National Champ. ... Florida

2007

Oct. 1 LSU
Oct. 8 LSU
Nov. 12 LSU
Nov. 19 LSU
National Champ. ... LSU

2008

Nov. 2 Alabama
Nov. 9 Alabama
Nov. 16 Alabama
Nov. 23 Alabama
Nov. 30 Alabama
Dec. 7 Florida
National Champ. ... Florida

2009

Preseason Florida
Sept. 8 Florida
Sept. 13 Florida
Sept. 20 Florida
Sept. 27 Florida
Oct. 4 Florida
Oct. 11 Florida
Oct. 18 Alabama
Oct. 25 Florida
Nov. 1 Florida
Nov. 8 Florida
Nov. 15 Florida
Nov. 22 Florida
Nov. 29 Florida
Dec. 6 Alabama
National Champ. ... Alabama

2010

Preseason Alabama
Sept. 6 Alabama
Sept. 12 Alabama
Sept. 19 Alabama
Sept. 26 Alabama
Oct. 3 Alabama
Dec. 5 Auburn
National Champ. ... Auburn

2011

Sept. 25 LSU
Oct. 2 LSU
Oct. 9 LSU
Oct. 16 LSU
Oct. 23 LSU
Oct. 30 LSU
Nov. 6 LSU
Nov. 13 LSU
Nov. 20 LSU
Nov. 27 LSU
Dec. 4 LSU
National Champ. ... Alabama

2012

Sept. 4 Alabama
Sept. 10 Alabama
Sept. 17 Alabama
Sept. 24 Alabama
Oct. 1 Alabama
Oct. 8 Alabama
Oct. 15 Alabama
Oct. 22 Alabama
Oct. 29 Alabama
Nov. 5 Alabama
National Champ. ... Alabama

UPI FINAL RANKINGS

1950	1960	1969	1980	1990
3. Tennessee 7. Kentucky 17. Alabama	3. Ole Miss 10. Alabama 14. Auburn 16. Florida 19. Tennessee	7. LSU 11. Tennessee 13. Ole Miss 15. Auburn 17. Florida	1. Georgia 6. Alabama 19. Florida	7. Tennessee 19. Auburn 23. Ole Miss
1951	1961	1970	1981	1991
1. Tennessee 5. Georgia Tech 17. Kentucky	1. Alabama 3. LSU 5. Ole Miss 13. Georgia Tech	4. Tennessee 6. LSU 9. Auburn	5. Georgia 6. Alabama 17. Miss. State	5. Alabama 7. Florida 14. Tennessee 20. Georgia
1952	1962	1971	1982	1992
2. Georgia Tech 7. Ole Miss 8. Tennessee 9. Alabama 20. Kentucky	3. Ole Miss 5. Alabama 8. LSU 11. Georgia Tech	2. Alabama 5. Auburn 8. Georgia 9. Tennessee 10. LSU 20. Ole Miss	4. Georgia 11. LSU 14. Auburn 17. Alabama	1. Alabama 8. Georgia 10. Florida 12. Tennessee 16. Ole Miss 25. Mississippi State
1953	1963	1972	1983	1993
9. Georgia Tech 11. Alabama 15. Kentucky	6. Auburn 7. Ole Miss 9. Alabama 11. Mississippi State	4. Alabama 7. Auburn 10. LSU 11. Tennessee	3. Auburn 4. Georgia 6. Florida 12. Alabama	4. Florida 12. Tennessee 13. Alabama
1954	1964	1973	1984	1994
6. Ole Miss 11. Georgia Tech	1. Alabama 7. LSU 20. Ole Miss	1. Alabama 14. LSU 20. Florida	7. Florida 14. Auburn 16. LSU 19. Kentucky	5. Alabama 7. Florida 18. Tennessee 25. Mississippi State
1955	1965	1974	1985	1995
7. Georgia Tech 8. Auburn 9. Ole Miss	4. Alabama 7. Tennessee 12. Florida 14. LSU 15. Georgia 17. Ole Miss 18. Kentucky	2. Alabama 6. Auburn 12. Florida 15. Tennessee 17. Miss. State	4. Tennessee 14. Alabama 20. LSU	2. Florida 3. Tennessee 21. Auburn 25. LSU
1956	1966	1975	1986	<p>Note: The AFCA poll was conducted by USA Today/CNN beginning in 1991. Beginning in 1991, the UPI Poll was decided by a vote of sports-writers. The UPI poll was discontinued prior to the 1996 season.</p>
2. Tennessee 4. Georgia Tech	3. Alabama 4. Georgia 11. Florida 12. Ole Miss 14. Tennessee	3. Alabama 19. Georgia	8. Auburn 9. Alabama 11. LSU	
1957	1967	1976	1987	
2. Auburn 8. Ole Miss 16. Tennessee	2. Tennessee 7. Alabama 18. Georgia	9. Alabama 10. Georgia 20. Kentucky	5. LSU 7. Auburn 13. Tennessee 14. Georgia	
1958	1968	1977	1988	
1. LSU 4. Auburn 15. Florida	4. Georgia 7. Tennessee 12. Alabama	2. Alabama	7. Auburn 15. Georgia 17. Alabama	
1959	1969	1978	1989	
2. Ole Miss 3. LSU 5. Georgia 13. Alabama 19. Auburn	2. Tennessee 7. Alabama 18. Georgia	2. Alabama 15. Georgia	5. Tennessee 6. Auburn 7. Alabama	
1960	1970	1979		
		1. Alabama		



POLLS

ALABAMA • ARKANSAS • AUBURN • FLORIDA • GEORGIA • KENTUCKY • LSU • OLE MISS

USA TODAY COACHES' FINAL RANKINGS

1982

- 4. Georgia
- 11. LSU
- 16. Auburn
- 22. Alabama
- 25. Florida

1983

- 2. Auburn
- 4. Georgia
- 9. Florida
- 13. Alabama
- 17. Tennessee

1984

- 3. Florida
- 15. Auburn
- 19. Kentucky
- 23. Georgia

1985

- 4. Tennessee
- 5. Florida
- 12. Alabama
- 20. Auburn
- 21. LSU
- 24. Georgia

1986

- 7. Auburn
- 9. Alabama
- 10. LSU
- 23. Georgia

1987

- 6. LSU
- 7. Auburn
- 13. Georgia
- 14. Tennessee
- 25. Alabama

1988

- 9. Auburn
- 16. Georgia
- 17. Alabama
- 22. LSU

1989

- 5. Tennessee
- 6. Auburn
- 9. Alabama

1990

- 7. Tennessee
- 13. Florida
- 19. Auburn
- 21. Ole Miss

1991

- 5. Alabama
- 8. Florida
- 15. Tennessee
- 19. Georgia

1992

- 1. Alabama
- 8. Georgia
- 11. Florida
- 12. Tennessee
- 16. Ole Miss

1993

- 4. Florida
- 11. Tennessee
- 13. Alabama

1994

- 4. Alabama
- 7. Florida
- 18. Tennessee
- 25. Mississippi State

1995

- 2. Tennessee
- 3. Florida
- 21. Auburn
- 25. LSU

1996

- 1. Florida
- 9. Tennessee
- 11. Alabama
- 13. LSU
- 25. Auburn

1997

- 6. Florida
- 8. Tennessee
- 10. Georgia
- 11. Auburn
- 13. LSU
- 22. Ole Miss

1998

- 1. Tennessee
- 6. Florida
- 14. Georgia
- 17. Arkansas

1999

- 8. Alabama
- 9. Tennessee
- 12. Mississippi State
- 14. Florida
- 16. Georgia
- 19. Arkansas
- 22. Ole Miss

2000

- 11. Florida
- 17. Georgia
- 20. Auburn
- 21. South Carolina
- 22. Mississippi State
- 25. Tennessee

2001

- 3. Florida
- 4. Tennessee
- 8. LSU
- 13. South Carolina
- 25. Georgia

2002

- 3. Georgia
- 16. Auburn
- 24. Florida

2003

- 1. LSU
- 6. Georgia
- 14. Ole Miss
- 16. Tennessee
- 25. Florida

2004

- 2. Auburn
- 6. Georgia
- 15. Tennessee
- 16. LSU
- 25. Florida

2005

- 5. LSU
- 8. Alabama
- 10. Georgia
- 14. Auburn
- 16. Florida

2006

- 1. Florida
- 3. LSU
- 8. Auburn
- 16. Arkansas
- 23. Tennessee

2007

- 1. LSU
- 3. Georgia
- 12. Tennessee
- 14. Auburn
- 16. Florida

2008

- 1. Florida
- 6. Alabama
- 10. Georgia
- 15. Ole Miss

2009

- 1. Alabama
- 3. Florida
- 17. LSU
- 21. Ole Miss

2010

- 1. Auburn
- 8. LSU
- 11. Alabama
- 12. Arkansas
- 17. Mississippi State
- 22. South Carolina

2011

- 1. Alabama
- 2. LSU
- 5. Arkansas
- 8. South Carolina
- 20. Georgia

2012

- 1. Alabama
- 4. Georgia
- 5. Texas A&M
- 7. South Carolina
- 10. Florida
- 12. LSU
- 20. Vanderbilt

PRIMARY SEC FOOTBALL CONTACTS



ALABAMA

Jeff Purinton, Associate AD/Communications
FAX: (205) 348-8841
E-Mail: jpurinton@ia.ua.edu

(205) 348-3631

P.O. Box 870391
Tuscaloosa, AL 35487-0391
Internet: <http://www.rolltide.com>



ARKANSAS

Zack Higbee, Director of Football Media Relations
FAX: (479) 575-7481
E-Mail: zhigbee@uark.edu

(479) 575-5786

Broyles Athletic Center, P.O. Box 7777
Fayetteville, AR 72702
Internet: <http://www.ArkansasRazorbacks.com>



AUBURN

Shelly Poe, Assistant AD/Media Relations (slp0019@auburn.edu)
Kirk Sampson, Associate AD/Communications (kirk@auburn.edu)
FAX: (334) 844-9807

(334) 844-9800

392 S. Donahue Drive
Auburn, AL 36849
Internet: <http://www.auburntigers.com>



FLORIDA

Steve McClain, Associate AD/Communications
FAX: (352) 375-4809
E-Mail: Stevem@gators.ufl.edu

(352) 375-4683 ext. 6100

P.O. Box 14485
Gainesville, FL 32604-2485
Internet: <http://www.gatorzone.com>



GEORGIA

Claude Felton, Sr. Associate AD/Sports Communications
FAX: (706) 542-9339
E-Mail: cfelton@sports.uga.edu

(706) 542-1621

P.O. Box 1472
Athens, GA 30603-1472
Internet: <http://www.georgiadogs.com>



KENTUCKY

Tony Neely, Assistant AD/Media Relations
FAX: (859) 323-4310
E-Mail: tneely@uky.edu

(859) 257-3838

Joe Craft Center, 338 Lexington Avenue
Lexington, KY 40506
Internet: <http://www.UKathletics.com>



LSU

Michael Bonnette, Associate AD/Sports Information
FAX: (225) 578-1861
E-Mail: mbonnet@lsu.edu

(225) 578-8226

LSU Box 25095
Baton Rouge, LA 70803
Internet: <http://www.LSUsports.net>



OLE MISS

Kyle Campbell, Assistant AD/Media & Public Relations
FAX: (662) 915-7006
E-Mail: kyle@olemiss.edu

(662) 915-7522

908 All-American Drive
University, MS 38677
Internet: <http://www.OleMissSports.com>



MISSISSIPPI STATE

Joe Galbraith, Assistant AD / Media Relations
FAX: (662) 325-2563
E-Mail: jgalbraith@athletics.msstate.edu

(662) 325-2703

P.O. Box 5308
Mississippi State, MS 39762
Internet: <http://www.hailstate.com>



MISSOURI

Chad Moller, Assoc. Athletic Director/Communications
FAX: (573) 882-4720
E-Mail: mollerc@missouri.edu

(573) 882-0712

Hearnes Center ; P.O. Box 677
Columbia, MO 65205
Internet: <http://www.mutigers.com>



SOUTH CAROLINA

Steve Fink, Assistant AD/Media Relations
FAX: (803) 777-2967
E-Mail: finksc@mailbox.sc.edu

(803) 777-7987

Rice Athletic Center, 1304 Heyward Street
Columbia, SC 29208
Internet: <http://www.gamecocksonline.com>



TENNESSEE

Jimmy Stanton, Associate AD/Communications
E-Mail: jimmystanton@tennessee.edu
FAX: (865) 974-1269

(865) 974-4167

P.O. Box 15016
Knoxville, TN 37901
Internet: <http://www.utsports.com>



TEXAS A&M

Alan Cannon, Associate Athletic Director
E-Mail: acannon@athletics.tamu.edu
FAX: (979) 845-6825

(979) 845-5725

P.O. Box 30017
College Station, TX 77842-3017
Internet: <http://www.aggieathletics.com>



VANDERBILT

Larry Leathers, Football Sports Information Director
FAX: (615) 343-7064
E-Mail: larry.leathers@vanderbilt.edu

(615) 343-6437

2601 Jess Neely Drive
Nashville, TN 37212
Internet: <http://www.vucommodores.com>



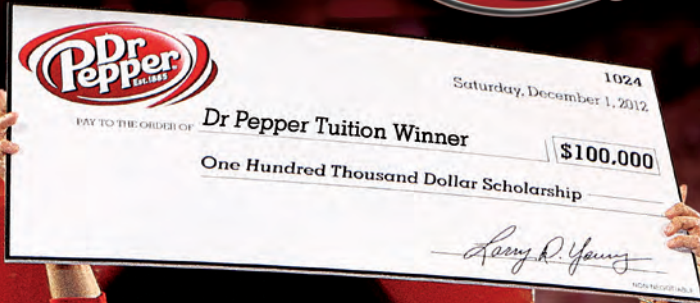
SEC OFFICE

Chuck Dunlap, Associate Director (cdunlap@sec.org)
FAX: (205) 458-3030

(205) 458-3000

2201 Arrington Blvd. North
Birmingham, AL 35203-1103
Internet: <http://www.SECsports.com>

TUITION GIVEAWAY



**OVER \$1,000,000 IN TUITION
TO ONE OF A KIND STUDENTS.**

1

**TELL US YOUR STORY AT
DRPEPERTUITION.COM**

The
Official
Soft Drink
Sponsor



NO PURCHASE NECESSARY. INTERNET, EMAIL & FACEBOOK ACCOUNT REQUIRED. Must be US legal resident. Go to drpepertuition.com to enter/upload story/rules/details. Subject to full Official Rules. Void where prohibited. Must be 18-24 & upload by 10/20/13 for \$100,000 Dec contest and by 12/13/13 for \$100,000 Jan contest (18+ by 12/13/13 for other prizes). Ends 12/13/13. DR PEPPER and DR PEPPER TEN are registered trademarks of Dr Pepper/Seven Up, Inc. ©2013 Dr Pepper/Seven Up, Inc. DP-1714GN