

FUTURES

2019 STANLEY CUP - ODDS TO WIN

TORONTO MAPLE LEAFS

+475

NASHVILLE PREDATORS

+700

TAMPA BAY LIGHTNING

+700

BOSTON BRUINS

+1200

SAN JOSE SHARKS

+1200

WINNIPEG JETS

+1400

[VIEW ALL TEAMS](#)

2018-2019 EASTERN CONFERENCE - ODDS TO WIN

TORONTO MAPLE LEAFS

+260

TAMPA BAY LIGHTNING

+333

BOSTON BRUINS

+750

WASHINGTON CAPITALS

+900

PITTSBURGH PENGUINS

+950

COLUMBUS BLUE JACKETS

+1200

[VIEW ALL TEAMS](#)

2018-2019 WESTERN CONFERENCE - ODDS TO WIN

NASHVILLE PREDATORS

+290

SAN JOSE SHARKS

+550

WINNIPEG JETS

+550

CALGARY FLAMES

+1200

MINNESOTA WILD

+1200

COLORADO AVALANCHE

+1400

[VIEW ALL TEAMS](#)

2018-2019 ATLANTIC DIVISION - ODDS TO WIN

TAMPA BAY LIGHTNING

+145

TORONTO MAPLE LEAFS

+150

BOSTON BRUINS

+290

BUFFALO SABRES

+2000

MONTREAL CANADIENS

+2000

FLORIDA PANTHERS

+3000

[VIEW ALL TEAMS](#)

2018-2019 CENTRAL DIVISION - ODDS TO WIN

NASHVILLE PREDATORS

+120

MINNESOTA WILD

+300

WINNIPEG JETS

+300

COLORADO AVALANCHE

+950

DALLAS STARS

+1000

ST. LOUIS BLUES

+2800

[VIEW ALL TEAMS](#)

2018-2019 METROPOLITAN DIVISION - ODDS TO WIN

COLUMBUS BLUE JACKETS

+400

WASHINGTON CAPITALS

+500

PITTSBURGH PENGUINS

+525

CAROLINA HURRICANES

+550

NEW YORK ISLANDERS

+550

NEW YORK RANGERS

+550

[VIEW ALL TEAMS](#)

2018-2019 PACIFIC DIVISION - ODDS TO WIN

SAN JOSE SHARKS

+225

CALGARY FLAMES

+250

EDMONTON OILERS

+500

VANCOUVER CANUCKS

+500

ANAHEIM DUCKS

+750

ARIZONA COYOTES

+1000

[VIEW ALL TEAMS](#)

WHO WILL TAKE THE HARDEST SHOT THIS SEASON?

J. Klingberg DAL

+475

A. Ovechkin WAS

+700

P.K. Subban NSH

+700

B. Burns SJS

+1200

S. Stamkos TBL

+1200

S. Weber MTL

+1400

[VIEW ALL](#)

WHO WILL REACH THE TOP SKATING SPEED THIS SEASON?

C. McDavid EDM

+475

B. Point TBL

+700

J. Eichel BUF

+700

N. MacKinnon COL

+1200

R. Rakell ANA

+1200



Z. Werenski CBJ

+1400

[VIEW ALL](#)



TODAY'S GAMES

2nd Period - 18:27 T-Mobile Arena, Las Vegas, NV

	RANGERS 8-4-3	1	+165
	GOLDEN KNIGHTS 6-8-1	2	-110


[BETTING](#) [GAME STATS](#) [PLAY-BY-PLAY](#)

TD Garden, Boston, MA

	OILERS 8-4-3	7:00 PM EST	+165
	SHARKS 6-8-1		-110

[VIEW ALL BETTING MARKETS](#)

KeyBank Center, Buffalo, NY

	DEVILS 8-4-3	+165
--	------------------------	-------------



RANGERS
8-4-3

GOLDEN KNIGHTS
6-8-1



1

2nd Period
18:27

3

BETTING

GAME STATS

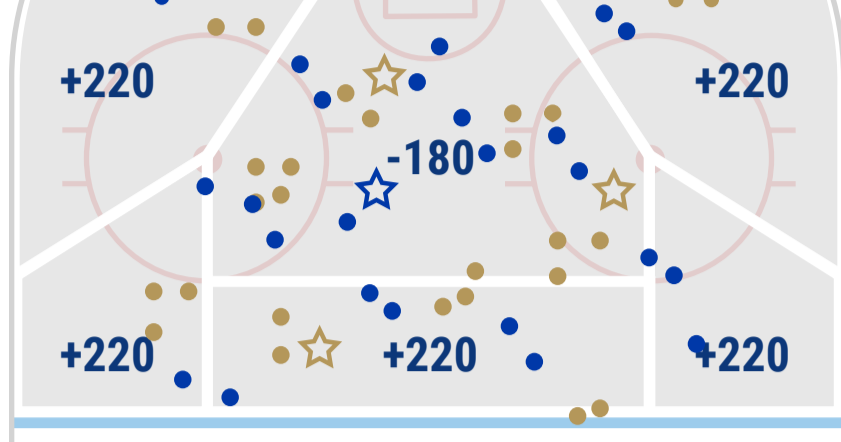
PLAY BY PLAY

	1	2	3	Total
NYR	1	0	-	1
VGK	2	1	-	3

TRACKING

TRADITIONAL

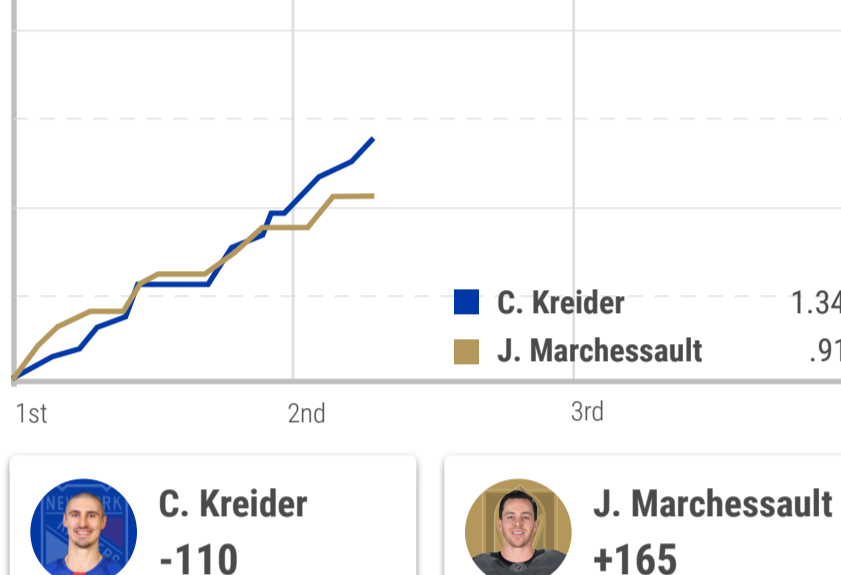
WHAT AREA OF THE ICE WILL THE NEXT GOAL BE SCORED FROM?



WHICH TEAM WILL POSSESS THE PUCK FOR MORE TIME?

 NYR 14:35 -220	Time Remaining 38:37	 VGK 5:30 +165
-------------------------------------	-------------------------	------------------------------------

WHICH PLAYER WILL SKATE FARTHER THIS GAME?



 C. Kreider -110	 J. Marchessault +165
-------------------------------	------------------------------------

WILL MAX PACIORETTY SKATE OVER 3 MILES?

More than 3 miles +250		Less than 3 miles -120
----------------------------------	--	----------------------------------

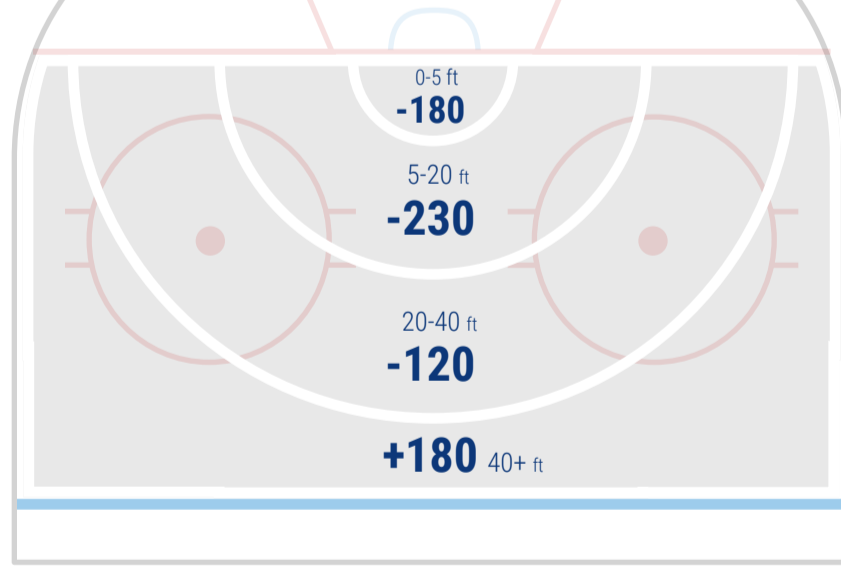
WILL THE NEXT GOAL BE FASTER OR SLOWER THAN 87.5 MPH?

ADJUST MPH FOR DIFFERENT ODDS

- **87.5** +

Faster -120	Slower -120
-----------------------	-----------------------

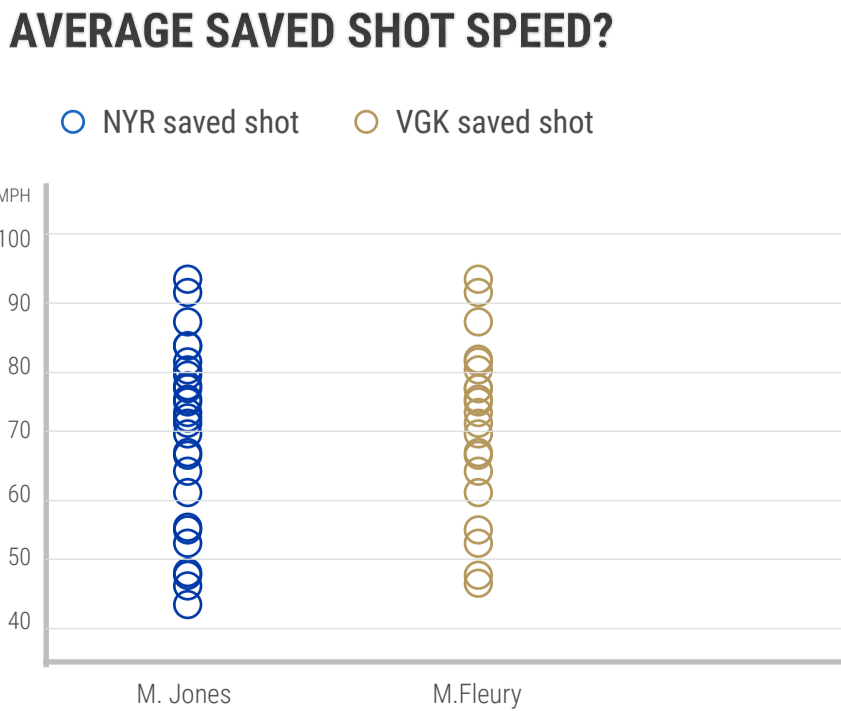
WHAT AREA OF THE ICE WILL THE NEXT GOAL BE SCORED FROM?



WHERE WILL THE NEXT GOAL ENTER THE NET?

-230	+180	
-120	-180	-120

WHICH GOALIE WILL HAVE A FASTER AVERAGE SAVED SHOT SPEED?



 M. Jones +250	 M. Fleury -120
-----------------------------	------------------------------



RANGERS
8-4-3

GOLDEN KNIGHTS
6-8-1



1

2nd Period
18:27

3

BETTING

GAME STATS

PLAY BY PLAY

	1	2	3	Total
NYR	1	0	-	1
VGK	2	1	-	3

TRACKING

TRADITIONAL

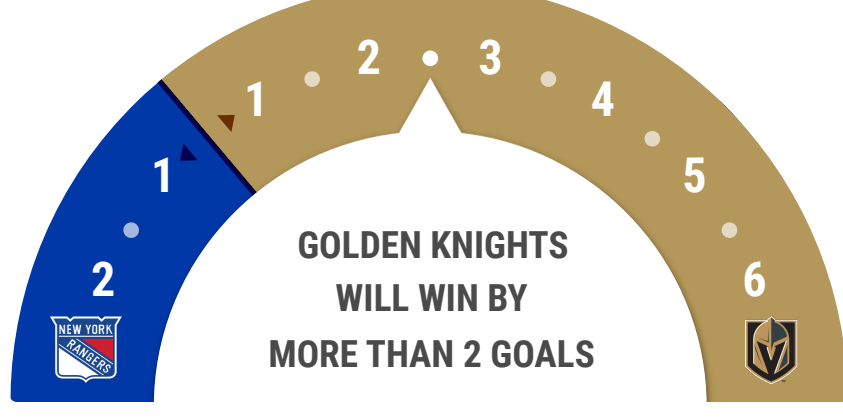
PICK THE WINNER OF THE GAME INCLUDING OT AND SHOOTOUTS

NEW YORK RANGERS
+165



VEGAS GOLDEN KNIGHTS
-110

WHO WILL WIN THE GAME FACTORING THIS HANDICAP?

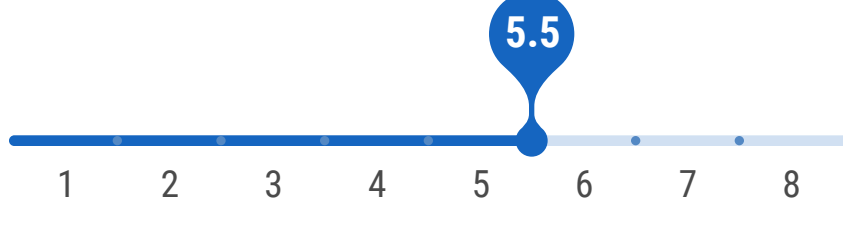


NYR +2.5
+165



VGK -2.5
-110

HOW MANY TOTAL GOALS WILL BE SCORED?




More than 5
-110



5 or fewer
-113

PICK THE WINNER OF THE GAME IN REGULATION

NYR



+120

DRAW

+310

VGK



+190

WHICH TEAM WILL BE AHEAD AFTER THE 1ST PERIOD?

NYR - 1P



+120

DRAW - 1P


+310

VGK - 1P



+190

HOW MANY GOALS WILL BE SCORED IN THE 1ST PERIOD?



2 and under
-110



3 and over
-113

HOW MANY GOALS WILL THE NEW YORK RANGERS SCORE?

1.5

2.5

3.5

4.5

5.5

6.5

4 and under
-110



5 and over
-113

HOW MANY GOALS WILL THE VEGAS GOLDEN KNIGHTS SCORE?

1.5

2.5

3.5

4.5

5.5

6.5

2 and under
-110



3 and over
-113

GAME PROP BETS

WHICH TEAM WILL SCORE FIRST?



NYR
+110




VGK
-140

[VIEW ALL GAME PROPS](#)

PLAYER PROP BETS


WHO WILL RECORD MORE POINTS IN THE GAME?



C. Keider
+120

DRAW

+310



J. Marchessault
+190

[VIEW ALL PLAYER PROPS](#)



RANGERS
8-4-3

GOLDEN KNIGHTS
6-8-1



1

2nd Period
18:27

3

BETTING

GAME STATS

PLAY BY PLAY

	1	2	3	Total
NYR	1	0	-	1
VGK	2	1	-	3

RANGERS

GOLDEN KNIGHTS

TRACKING

SKATERS	G	A	Pts	+/-	PIM	SOG	Hits	Bks
P. Buchnevich	0	1	1	1	0	0	0	0
F. Chytil	0	2	2	2	0	0	0	0
J. Fast	0	0	0	-1	2	1	1	1
K. Hayes	0	0	0	0	0	1	1	1
B. Howden	1	1	2	0	0	2	2	2
C. Kreider ■2>	0	0	0	0	0	3	3	3
V. Lettieri	0	0	2	1	0	2	2	2
V. Namestnikov	0	0	0	-1	0	0	0	0
R. Spooner	0	0	0	0	2	0	0	0
J. Vessey	0	0	0	0	0	3	3	3
M. Zibanejad	0	0	0	0	0	1	1	1
M. Zuccarello	0	0	0	0	0	1	1	1
A. McQuaid	0	0	0	0	0	0	0	0
N. Pionk	0	0	0	0	0	3	3	3
K. Shattenkirk	0	0	0	1	0	2	2	2
B. Skjei	0	0	0	-1	0	0	0	0
B. Smith	0	0	0	0	2	0	0	0
M. Staal	0	0	0	0	0	3	3	3

GOALTENDERS	SA	GA	SV	SV%	TOI
H. Lundqvist	30	1	29	.966	65:00

TEAM STATS



RANGERS
8-4-3

GOLDEN KNIGHTS
6-8-1



42	SHOTS ON GOAL	30
W:30/L:39 (43%)	FACEOFF	W:39/L:30 (57%)
1/2	POWER PLAYS	0/3
6	PENALTY MINUTES	4
24	HITS	27
11	BLOCKED SHOTS	15



Games



Futures



My Bets



Notifications



RANGERS
8-4-3

GOLDEN KNIGHTS
6-8-1



1

2nd Period
18:27

3

BETTING

GAME STATS

PLAY BY PLAY

	1	2	3	Total
NYR	1	0	-	1
VGK	2	1	-	3

RANGERS

GOLDEN KNIGHTS

TRACKING

SKATERS	G	A	Pts	+/-	PIM	SOG	Hits	Bks
P. Stastny	0	1	1	1	0	0	0	0
R. Reaves	0	2	2	2	0	0	0	0
M. Pacioretty	0	0	0	-1	2	1	1	1
R. Smith	0	0	0	0	0	1	1	1
C. Eakin	1	1	2	0	0	2	2	2
E. Haula	0	0	0	0	0	3	3	3
O. Lindberg	2	0	2	1	0	2	2	2
W. Karlsson	0	0	0	-1	0	0	0	0
J. Marchessault	0	0	0	0	2	0	0	0
T. Hyka	0	0	0	0	0	3	3	3
W. Carrier	0	0	0	0	0	1	1	1
R. Carpenter	0	0	0	0	0	1	1	1
Pierre-E. Bellemare	0	0	0	0	0	0	0	0
T. Nosek	0	0	0	0	0	3	3	3
A. Tuch	0	0	0	1	0	2	2	2
D. Engelland	0	0	0	-1	0	0	0	0
N. Holden	0	0	0	0	2	0	0	0
B. McNabb	0	0	0	0	0	3	3	3
J. Merrill	0	0	0	0	0	3	3	3
C. Miller	0	0	0	0	0	0	0	0
S. Theodore	0	0	0	0	0	0	0	0

GOALTENDERS

	SA	GA	SV	SV%	TOI
Marc-A. Fle...	30	1	29	.966	65:00

TEAM STATS



RANGERS
8-4-3

GOLDEN KNIGHTS
6-8-1



42	SHOTS ON GOAL	30
W:30/L:39 (43%)	FACEOFF	W:39/L:30 (57%)
1/2	POWER PLAYS	0/3
6	PENALTY MINUTES	4
24	HITS	27
11	BLOCKED SHOTS	15



RANGERS

8-4-3

GOLDEN KNIGHTS

6-8-1



1

2nd Period
18:27

3

BETTING

GAME STATS

PLAY BY PLAY

	1	2	3	Total
NYR	1	0	-	1
VGK	2	1	-	3

RANGERS

GOLDEN KNIGHTS

TRACKING

FASTEST PLAYERS




M. PACIORETTY
GOLDEN KNIGHTS

Average MPH: **14.3**
Top MPH: **17.1**



J. MARCHESSAULT
GOLDEN KNIGHTS

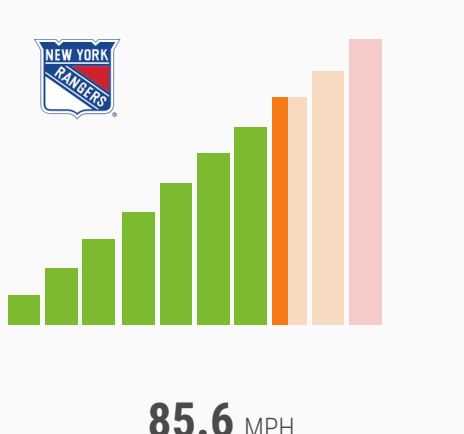
Average MPH: **12.6** Top MPH: **16.8**



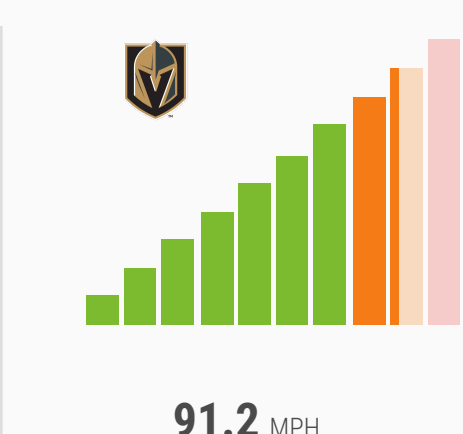
C. KREIDER
RANGERS

Average MPH: **12.3** Top MPH: **18.1**

AVERAGE SHOT SPEED


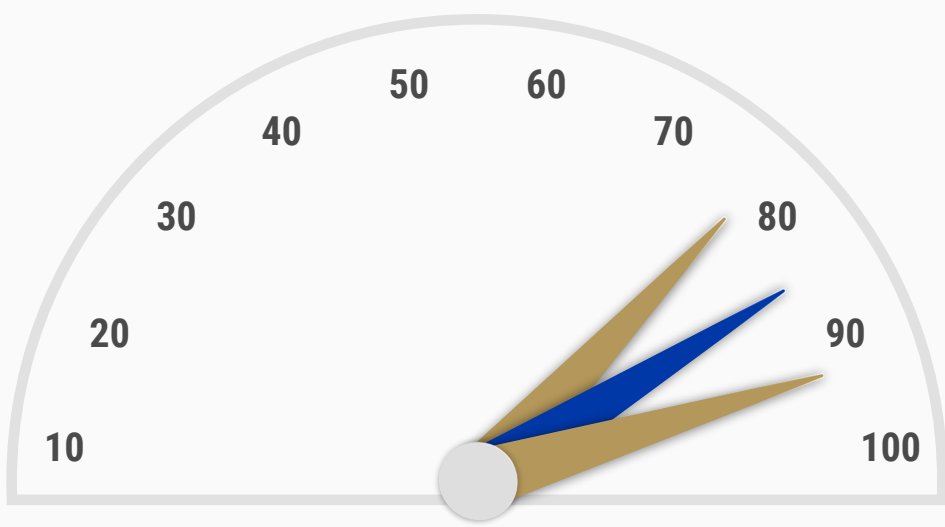


85.6 MPH




91.2 MPH

FASTEST SHOT SPEED




M. PACIORETTY
GOLDEN KNIGHTS

91.3 MPH



C. KREIDER
RANGERS

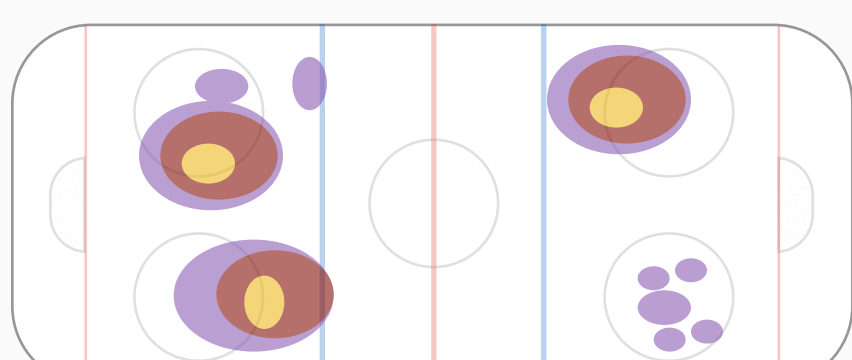
85.7 MPH



J. MERRILL
GOLDEN KNIGHTS

79.4 MPH

AVERAGE SHOT DISTANCE



16ft

22ft



RANGERS

8-4-3

GOLDEN KNIGHTS

6-8-1



1

2nd Period
18:27

3

BETTING

GAME STATS

PLAY BY PLAY

PERIOD

- All
- 1
- 2
- 3

PLAYS

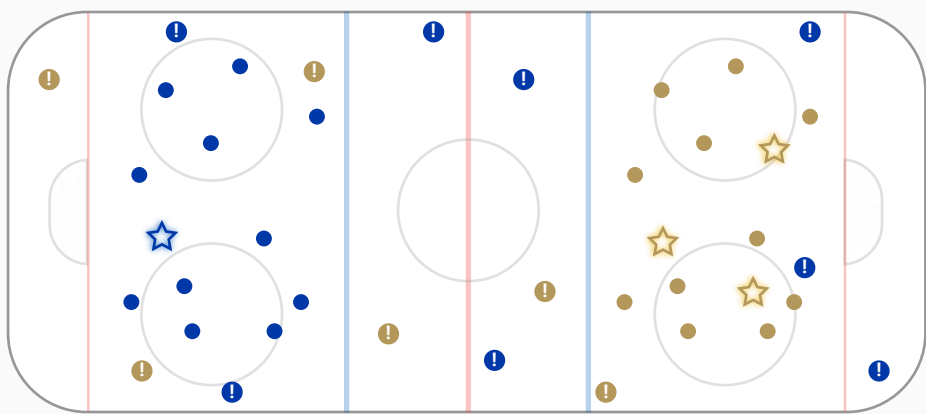
All ▼

RANGERS

All players ▼

GOLDEN KNIGHTS

All players ▼



COLLAPSE ^

TIME	TEAM	PLAY	SCORE
18:34		Cody McLeod shot blocked by Nick Holden	
18:45		Shot missed by Steven Fogarty	
19:07		Shot on goal by Cody McLeod saved by Marc-Andre Fleury	
19:23		Faceoff won by Filip Chytil	
19:23		Even Strength Goal Scored by Max Pacioretty assisted by Paul Stastny and Alex Tuch	1-3
19:45		Giveaway by Nick Holden in defensive zone	
20:00		Faceoff won by Paul Stastny	
20:00		Start of the second period	1-2
0:00		End of the first period	
0:14		Shot on goal by Cody McLeod saved by Marc-Andre Fleury	
0:32		Takeaway by Brett Howden in defensive zone	



Games



Futures



My Bets



Notifications



RANGERS
8-4-3

GOLDEN KNIGHTS
6-8-1



1

2nd Period
18:27

3

BETTING

GAME STATS

PLAY BY PLAY

	1	2	3	Total
NYR	1	0	-	1
VGK	2	1	-	3

TRACKING

TRADITIONAL

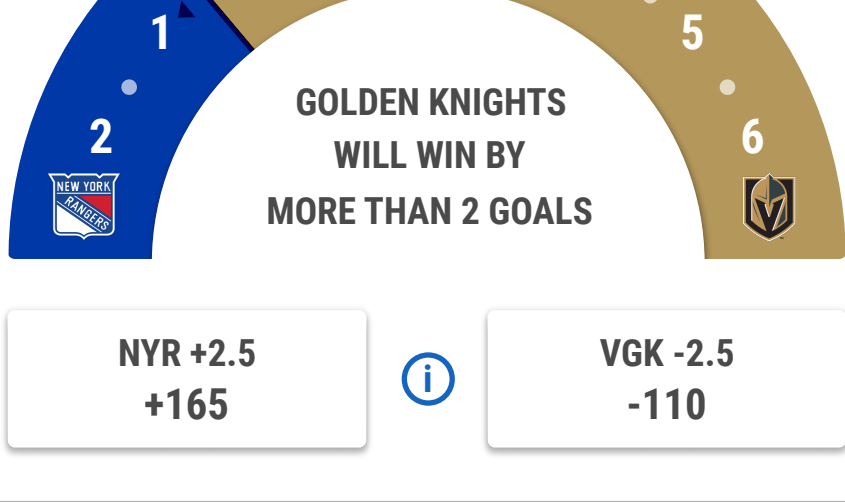
PICK THE WINNER OF THE GAME INCLUDING OT AND SHOOTOUTS

NEW YORK RANGERS
+165



VEGAS GOLDEN KNIGHTS
-110

WHO WILL WIN THE GAME FACTORING THIS HANDICAP?




NYR +2.5
+165



VGK -2.5
-110

HOW MANY TOTAL GOALS WILL BE SCORED?



More than 5
-110



5 or fewer
-113

PICK THE WINNER OF THE GAME IN REGULATION

NYR

+120

DRAW
+310

VGK

+190

WHICH TEAM WILL BE AHEAD AFTER THE 1ST PERIOD?

NYR - 1P

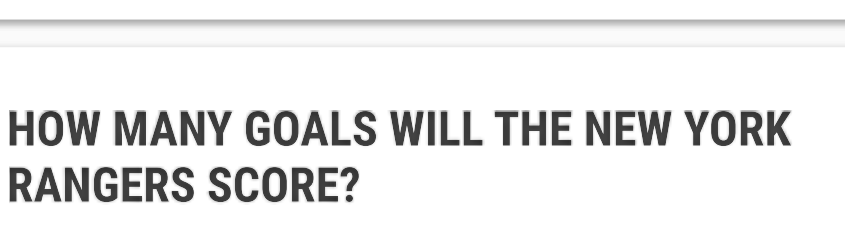
+120

DRAW - 1P
+310

VGK - 1P

+190

HOW MANY GOALS WILL BE SCORED IN THE 1ST PERIOD?

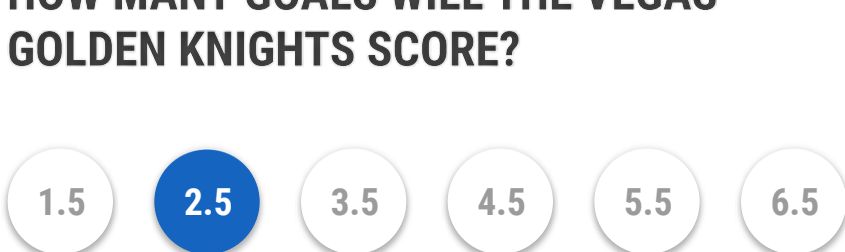


2 and under
-110



3 and over
-113

HOW MANY GOALS WILL THE NEW YORK RANGERS SCORE?

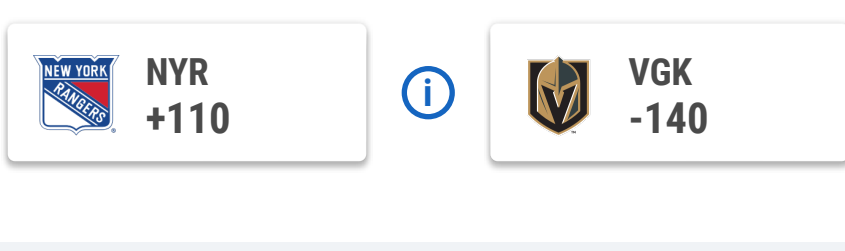


4 and under
-110



5 and over
-113

HOW MANY GOALS WILL THE VEGAS GOLDEN KNIGHTS SCORE?



2 and under
-110



3 and over
-113

GAME PROP BETS

WHICH TEAM WILL SCORE FIRST?

NYR
+110



VGK
-140

[VIEW ALL GAME PROPS](#)

PLAYER PROP BETS

WHO WILL RECORD MORE POINTS IN THE GAME?

C. Keider
+120

DRAW
+310

J. Marchessault
+190

[VIEW ALL PLAYER PROPS](#)

Games

Futures

My Bets


Notifications

MAX PACIORETTY PROP BETS

WILL MAX PACIORETTY SKATE OVER 3 MILES?

CURRENT: 1.63 MILES

AVERAGE: 2.75 MILES



Less than 3 miles
-120

Less than 3 miles
-120

WHICH PLAYER WILL HAVE MORE POINTS (ASSISTS AND GOALS) AT THE END OF THE GAME?



C. Kreider
-110




M. Pacioretty
+165

PICK THE WINNER OF THE GAME INCLUDING OT AND SHOOTOUTS



NEW YORK RANGERS
+165



VEGAS GOLDEN KNIGHTS
-110

SEASON STATS

3.07	AVERAGE GOALS FOR	2.96
3.15	AVERAGE GOALS AGAINST	2.80
-2	GOAL DIFFERENTIAL	+4
5-3-2	LAST 10 GAMES	6-4-0

BET SLIP

OPEN BETS

New York Rangers v Vegas Golden Knights



8 Jan 2019, 7:00 PM EST

Vegas Golden Knights -110

Money Line

Risk

\$

Win

\$

BETS:	1
RISK:	\$0.00
POTENTIAL WINNINGS:	\$0.00

PLACE BET

BET SLIP

OPEN BETS

New York Rangers v Vegas Golden Knights



8 Jan 2019, 7:00 PM EST

Vegas Golden Knights -110

Money Line

Risk

\$50.00

Win

\$45.45

BETS: 1

RISK: \$50.00

POTENTIAL WINNINGS: \$45.45

PLACE BET

BET SLIP

OPEN BETS

Your bet slip is empty



Congratulations!

Your bet was place successfully.

BETS:

RISK:



POTENTIAL WINNINGS:

PLACE BET

- Jan 7
- Jan 8**
- Jan 9
- Jan 10
- Jan 11
- Jan 12
- Jan 13



TODAY'S GAMES

2nd Period - 18:27 T-Mobile Arena, Las Vegas, NV

	RANGERS 8-4-3	1	↑ +240
	GOLDEN KNIGHTS 6-8-1	3	↓ -210

[BETTING](#) [GAME STATS](#) [PLAY-BY-PLAY](#)

TD Garden, Boston, MA

	OILERS 8-4-3		+165
		7:00 PM EST	
	SHARKS 6-8-1		-110



Notification

Lorem ipsum dolor amet listicle consequat hammock est prism DIY chicharrones.

[VIEW BETSLIP](#)



Games



Futures



My Bets





Notifications

- Jan 7
- Jan 8**
- Jan 9
- Jan 10
- Jan 11
- Jan 12
- Jan 13



TODAY'S GAMES

2nd Period - 18:27 T-Mobile Arena, Las Vegas, NV

	RANGERS 8-4-3	1	↑ +240
	GOLDEN KNIGHTS 6-8-1	3	↓ -210


[BETTING](#) [GAME STATS](#) [PLAY-BY-PLAY](#)

TD Garden, Boston, MA

	OILERS 8-4-3		+165
		7:00 PM EST	
	SHARKS 6-8-1		-110

[VIEW ALL BETTING MARKETS](#)

KeyBank Center, Buffalo, NY

	DEVILS 8-4-3		+165
--	------------------------	--	-------------



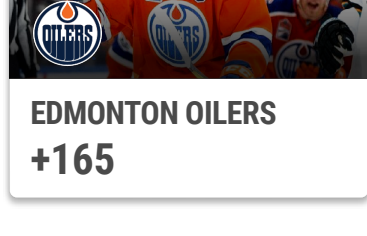
OILERS

SHARKS



7:00 PM EST
SAP Center, San Jose, CA

PICK THE WINNER OF THE GAME INCLUDING OT AND SHOOTOUTS



EDMONTON OILERS

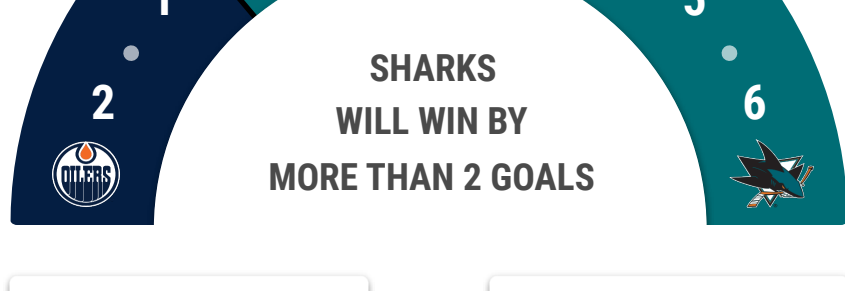
+165



SAN JOSE SHARKS

-110

WHO WILL WIN THE GAME FACTORING THIS HANDICAP?



EDM +2.5

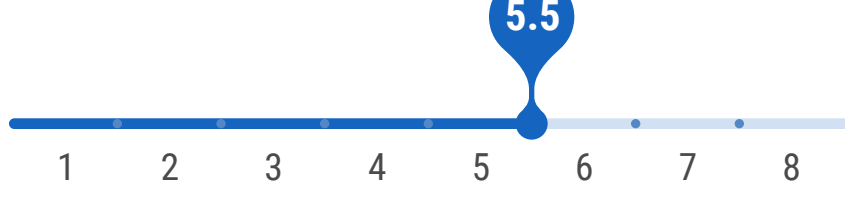
+165



SJS -2.5

-110

HOW MANY TOTAL GOALS WILL BE SCORED?



More than 5

-110



5 or fewer

-113

PICK THE WINNER OF THE GAME IN REGULATION

EDM



+120

DRAW

+310

SJS



+190

WHICH TEAM WILL BE AHEAD AFTER THE 1ST PERIOD?

EDM - 1P



+120

DRAW - 1P


+310

SJS - 1P



+190

HOW MANY GOALS WILL BE SCORED IN THE 1ST PERIOD?



More than 2

-110



2 or fewer

-113

HOW MANY GOALS WILL THE EDMONTON OILERS SCORE?

1.5

2.5

3.5


4.5

5.5

1.5

More than 4

-110



4 or fewer

-113

HOW MANY GOALS WILL THE SAN JOSE SHARKS SCORE?

1.5

2.5

3.5

4.5

5.5

1.5

More than 2

-110



2 or fewer

-113

GAME PROP BETS

WHICH TEAM WILL SCORE FIRST?



EDM

+110




SJS

-140

[VIEW ALL GAME PROPS](#)

PLAYER PROP BETS

WHO WILL RECORD MORE POINTS IN THE GAME?




L. Draisaitl

+120

DRAW

+310



B. Burns

+190

[VIEW ALL PLAYER PROPS](#)



Games



Futures



My Bets



Notifications



2

1

1

2

3

4

5

6



**GOLDEN KNIGHTS
WILL WIN BY
MORE THAN 2 GOALS**