



Week 10 - Games of Nov. 2  
 Southeastern Conference Communications Office  
 SECsports.com • CollegePressBox.com

Chuck Dunlap (Primary SEC Football Contact) • cdunlap@sec.org • @SEC\_Chuck  
 Ben Beaty (Secondary Football Contact) • bbeaty@sec.org • @BenBeaty  
 Phone: (205) 458-3000

### EASTERN DIVISION

	SEC	Pct.	PF	PA	Overall	Pct.	PF	PA	Home	Away	Neutral	vs. Div.	Top 25	Top 10	Streak
Florida	4-1	.800	153	106	7-1	.875	260	126	4-0	2-1	1-0	3-0	1-1	1-1	W1
Georgia	3-1	.750	111	40	6-1	.857	252	74	4-1	2-0	0-0	3-1	1-0	1-0	W1
Missouri	2-2	.500	93	91	5-3	.625	254	145	5-0	0-3	0-0	1-2	0-0	0-0	L2
Tennessee	2-3	.400	91	143	3-5	.375	192	210	3-3	0-2	0-0	1-2	0-3	0-3	W1
South Carolina	2-4	.333	129	184	3-5	.375	221	218	2-2	1-2	0-1	2-3	1-2	1-2	L2
Kentucky	2-4	.333	94	129	4-4	.500	170	170	4-1	0-3	0-0	1-3	0-2	0-2	W1
Vanderbilt	1-3	.250	71	141	2-5	.286	129	235	2-3	0-2	0-0	1-1	1-2	0-2	W1

### WESTERN DIVISION

	SEC	Pct.	PF	PA	Overall	Pct.	PF	PA	Home	Away	Neutral	vs. Div.	Top 25	Top 10	Streak
Alabama	5-0	1.000	236	102	8-0	1.000	389	122	5-0	2-0	1-0	3-0	1-0	0-0	W8
LSU	4-0	1.000	167	99	8-0	1.000	374	160	5-0	3-0	0-0	2-0	3-0	3-0	W8
Auburn	3-2	.600	168	100	6-2	.750	274	143	3-0	2-2	1-0	3-1	2-2	0-2	L1
Texas A&M	3-2	.600	152	149	5-3	.625	265	183	3-2	1-1	1-0	3-2	0-3	0-3	W2
Ole Miss	2-3	.400	137	144	3-5	.375	207	216	3-2	0-3	0-0	1-2	0-2	0-1	L2
Mississippi State	1-4	.200	104	174	3-5	.375	204	248	2-2	0-3	1-0	0-3	0-2	0-2	L4
Arkansas	0-5	.000	81	185	2-6	.250	180	263	2-2	0-3	0-1	0-4	0-3	0-1	L5

NOTES: For the fourth time in the last five weeks, the SEC will feature a game between two teams ranked in the national Top 10. The SEC is 10-5 in non-conference games vs. teams that currently have a winning record. vs. Top 25 - Record vs. teams in Top 25 (AP, USA Today) when game was played; Teams listed in alphabetical order unless tie-breaker applicable

## ANOTHER TOP-10 GAME OPENS NOVEMBER IN THE SEC

### SATURDAY, NOV. 2

UT-San Antonio (3-4) at Texas A&M (5-3, 3-2 SEC)	Series: TAMU leads, 1-0
11 a.m. CT • SEC Network	
College Station, Texas • Kyle Field (102,733)	Sirius: 105 • XM: 190
Florida (7-1, 4-1 SEC) vs. Georgia (6-1, 3-1 SEC)	Series: UGA leads, 51-43-2
3:30 p.m. ET • CBS	Last: UGA, 36-17 (2018 at Jacksonville)
Jacksonville, Fla. • TIAA Bank Field (82,871)	Sirius: 98/81 • XM: 191/81
Mississippi State (3-5, 1-4 SEC) at Arkansas (2-6, 0-5 SEC)	Series: ARK leads, 16-12-1
3 p.m. CT • SEC Network	Last: MSU, 52-6 (2018 at Starkville)
Fayetteville, Ark. • Reynolds Razorback Stadium (76,000)	Sirius: 134/105 • XM: 192/190
Ole Miss (3-5, 2-3 SEC) at Auburn (6-2, 3-2 SEC)	Series: AU leads, 32-10
6 p.m. CT • ESPN	Last: AU, 31-16 (2018 at Oxford)
Auburn, Ala. • Jordan-Hare Stadium (87,451)	Sirius: 134/81 • XM: 192/81
UAB (6-1) at Tennessee (3-5, 2-3 SEC)	Series: UT leads, 4-0
7 p.m. ET • ESPNU	
Knoxville, Tenn. • Neyland Stadium (102,455)	Sirius: 98 • XM: 191
Vanderbilt (2-5, 1-3 SEC) at South Carolina (3-5, 2-4 SEC)	Series: SC leads, 24-4
7:30 p.m. ET • SEC Network	Last: SC, 37-14 (2018 at Nashville)
Columbia, S.C. • Williams-Brice Stadium (80,250)	Sirius: 105 • XM: 190
Open: Alabama (8-0, 5-0 SEC); Kentucky (4-4, 2-4 SEC); LSU (8-0, 4-0 SEC); Missouri (5-3, 2-2 SEC)	



SECsports.com • CollegePressBox.com • SECsportsMedia.com • @SEC

SEC on Facebook, Instagram, Shapchat  
 #ItJustMeansMore



# 2019 SEC Football

## 2019 SOUTHEASTERN CONFERENCE TEAM SCHEDULES AND RESULTS

### ALABAMA CRIMSON TIDE (8-0, 5-0 SEC)

Home Stadium: Bryant-Denny Stadium (101,821)

Aug. 31	[2/2] vs. Duke (Atlanta, Ga.)	W, 42-3	ABC	71,916
Sept. 7	[2/2] NEW MEXICO STATE	W, 62-10	SEC Network	100,710
Sept. 14	[2/2] at South Carolina*	W, 47-23	CBS	81,954
Sept. 21	[2/2] SOUTHERN MISS	W, 49-7	ESPN2	101,821
Sept. 28	[2/2] OLE MISS*	W, 59-31	CBS	99,950
Oct. 12	[1/1] at Texas A&M* (24/21)	W, 47-28	CBS	106,749
Oct. 19	[1/1] TENNESSEE*	W, 35-13	ESPN	101,821
Oct. 26	[1/1] ARKANSAS*	W, 48-7	ESPN	100,233
Nov. 9	LSU*	CBS	2:30 p.m. CT	
Nov. 16	at Mississippi State*			
Nov. 23	WESTERN CAROLINA			
Nov. 30	at Auburn*			

### ARKANSAS RAZORBACKS (2-6, 0-4 SEC)

Home Stadium(s): Reynolds Razorback (72,000); War Memorial (54,120)

Aug. 31	PORTLAND STATE	W, 20-13	SEC Network	61,055
Sept. 7	at Ole Miss*	L, 17-31	SEC Network	47,915
Sept. 14	COLORADO STATE	W, 55-34	SEC Network	55,583
Sept. 21	SAN JOSE STATE	L, 24-31	SEC Network	56,058
Sept. 28	vs. Texas A&M* (23/21)	L, 27-31	ESPN	51,441
Oct. 12	at Kentucky*	L, 20-24	SEC Network	57,060
Oct. 19	AUBURN (11/11)	L, 10-51	SEC Network	54,619
Oct. 26	at Alabama* (1/1)	L, 7-48	ESPN	100,233
Nov. 2	MISSISSIPPI STATE*	SEC Network	3 p.m. CT	
Nov. 9	WESTERN KENTUCKY	SEC Network	11 a.m. CT	
Nov. 23	at LSU*			
Nov. 29	MISSOURI*	CBS	1:30 p.m. CT	

### AUBURN TIGERS (6-2, 3-2 SEC)

Home Stadium: Jordan-Hare Stadium (87,451)

Aug. 31	[16/16] vs. Oregon (Dallas) (11/13)	W, 27-21	ABC	60,662
Sept. 7	[10/13] TULANE	W, 24-6	ESPN2	85,317
Sept. 14	[8/9] KENT STATE	W, 55-16	ESPN2	84,542
Sept. 21	[8/9] at Texas A&M* (17/15)	W, 28-20	CBS	101,681
Sept. 28	[7/7] MISSISSIPPI STATE* (rv/rv)	W, 56-23	ESPN	87,451
Oct. 5	[7/7] at Florida* (10/8)	L, 13-24	CBS	90,584
Oct. 19	[11/11] at Arkansas*	W, 51-10	SEC Network	54,619
Oct. 26	[9/10] at LSU*(2/3)	L, 20-23	CBS	102,160
Nov. 2	[11/12] OLE MISS*	ESPN	6 p.m. CT	
Nov. 16	GEORGIA*			
Nov. 23	SAMFORD			
Nov. 30	ALABAMA*			

### FLORIDA GATORS (7-1, 4-1 SEC)

Home Stadium: Steve Spurrier-Florida Field at Ben Hill Griffin Stadium (88,548)

Aug. 24	[8/8] vs. Miami (Orlando, Fla.) (rv/rv)	W, 24-20	ESPN	66,543
Sept. 7	[11/10] UT MARTIN	W, 45-0	ESPNU	80,007
Sept. 14	[9/8] at Kentucky* (rv/rv)	W, 29-21	ESPN	63,076
Sept. 21	[9/8] TENNESSEE*	W, 34-3	ESPN	82,776
Sept. 28	[9/8] TOWSON	W, 38-0	SEC Network	79,126
Oct. 5	[10/8] AUBURN* (7/7)	W, 24-13	CBS	90,584
Oct. 12	[7/7] at LSU* (5/6)	L, 28-42	ESPN	102,321
Oct. 19	[9/9] at South Carolina* (rv/rv)	W, 38-27	ESPN	78,883
Nov. 2	[6/6] vs. Georgia* (8/7) (Jacksonville, Fla.)	CBS	3:30 p.m. ET	
Nov. 9	VANDERBILT*	ESPN	Noon ET	
Nov. 16	at Missouri*			
Nov. 30	FLORIDA STATE			

### GEORGIA BULLDOGS (6-1, 3-1 SEC)

Home Stadium: Sanford Stadium (92,746)

Aug. 31	[3/3] at Vanderbilt*	W, 30-6	SEC Network	40,350
Sept. 7	[3/3] MURRAY STATE	W, 63-17	ESPN2	92,746
Sept. 14	[3/3] ARKANSAS STATE	W, 55-0	ESPN2	92,746
Sept. 21	[3/3] NOTRE DAME (7/7)	W, 23-17	CBS	93,246
Oct. 5	[3/3] at Tennessee*	W, 43-14	ESPN	92,709
Oct. 12	[3/3] SOUTH CAROLINA*	L, 17-20 (2 OT)	ESPN	92,746
Oct. 19	[10/10] KENTUCKY*	W, 21-0	ESPN	92,746
Nov. 2	[8/7] vs. Florida* (6/6) (Jacksonville, Fla.)	CBS	3:30 p.m. ET	
Nov. 9	MISSOURI*	ESPN	7 p.m. ET	
Nov. 16	at Auburn*			
Nov. 23	TEXAS A&M*			
Nov. 30	at Georgia Tech			

### KENTUCKY WILDCATS (4-4, 2-4 SEC)

Home Stadium: Kroger Field (61,000)

Aug. 31	[-/RV] TOLEDO	W, 38-24	SEC Network	54,610
Sept. 7	[-/RV] EASTERN MICHIGAN	W, 38-17	SEC Network	55,240
Sept. 14	[RV/RV] FLORIDA* (9/8)	L, 21-29	ESPN	63,076
Sept. 21	[-/RV] at Mississippi State* (rv/rv)	L, 13-28	SEC Network	54,556
Sept. 28	at South Carolina*	L, 7-24	SEC Network	80,828
Oct. 12	ARKANSAS*	W, 24-20	SEC Network	57,060
Oct. 19	at Georgia* (10/10)	L, 0-21	ESPN	92,746
Oct. 26	MISSOURI*(rv/-)	W, 29-7	SEC Network	48,446
Nov. 9	TENNESSEE*	SEC Network	7:30 p.m. ET	
Nov. 16	at Vanderbilt*			
Nov. 23	UT MARTIN			
Nov. 30	LOUISVILLE			

### LSU TIGERS (8-0, 4-0 SEC)

Home Stadium: Tiger Stadium (102,321)

Aug. 31	[6/6] GA SOUTHERN	W, 55-3	ESPN2	97,420
Sept. 7	[6/6] at Texas (10/10)	W, 45-38	ABC	98,763
Sept. 14	[4/5] NORTHWESTERN ST	W, 65-14	SEC Network	100,334
Sept. 21	[4/4] at Vanderbilt*	W, 66-38	SEC Network	32,048
Oct. 5	[5/6] UTAH STATE	W, 42-6	SEC Network	100,266
Oct. 12	[5/6] FLORIDA* (7/7)	W, 42-28	ESPN	102,321
Oct. 19	[2/3] at Mississippi State*	W, 36-13	CBS	59,282
Oct. 26	[2/3] AUBURN* (9/10)	W, 23-20	CBS	102,160
Nov. 9	at Alabama*	CBS	2:30 p.m. CT	
Nov. 16	at Ole Miss*			
Nov. 23	ARKANSAS*			
Nov. 30	TEXAS A&M*			

### OLE MISS REBELS (3-5, 2-3 SEC)

Home Stadium: Vaught-Hemingway Stadium (64,038)

Aug. 31	[-/RV] at Memphis	L, 10-15	ABC	44,107
Sept. 7	ARKANSAS*	W, 31-17	SEC Network	47,915
Sept. 14	SE LOUISIANA	W, 40-29	SEC Network	45,238
Sept. 21	CAL (23/23)	L, 20-28	ESPNU	46,850
Sept. 28	at Alabama* (2/2)	L, 31-59	CBS	99,590
Oct. 5	VANDERBILT*	W, 31-6	SEC Network	47,601
Oct. 12	at Missouri* (rv/-)	L, 27-38	ESPN2	62,621
Oct. 19	TEXAS A&M* (RV/RV)	L, 17-21	SEC Network	50,257
Nov. 2	at Auburn* (11/12)	ESPN	6 p.m. CT	
Nov. 9	NEW MEXICO STATE	SEC Network	3 p.m. CT	
Nov. 16	LSU*			
Nov. 28	at Mississippi State*	ESPN	6:30 p.m. CT	

**TV Key** - (1) CBS; (2) ESPN; (3) ESPN2; (4) ESPNU; (5) SEC Network; (6) ESPN App; (7) ABC; (8) Fox Sports 1; (9) ESPNews; (10) ESPN3; (11) CBS Sports Network; (12) Big Ten Network; (13) NBC

\* - SEC Game

# 2019 SEC Football

## 2019 SOUTHEASTERN CONFERENCE TEAM SCHEDULES AND RESULTS

### MISSISSIPPI STATE BULLDOGS (3-5, 1-4 SEC)

Home Stadium: Davis Wade Stadium at Scott Field (61,337)

Aug. 31	[RV/RV] vs. LA-Lafayette (New Orleans)	W, 38-28	ESPNU	22,440
Sept. 7	[RV/RV] SOUTHERN MISS	W, 38-15	ESPNU	55,143
Sept. 14	[RV/23] KANSAS STATE	L, 24-31	ESPN	54,522
Sept. 21	[RV/RV] KENTUCKY* (-/rv)	W, 28-13	SEC Network	54,556
Sept. 28	[RV/RV] at Auburn* (7/7)	L, 23-56	ESPN	87,451
Oct. 12	[-/RV] at Tennessee*	L, 10-20	SEC Network	85,462
Oct. 19	LSU* (2/3)	L, 13-36	CBS	59,282
Oct. 26	at Texas A&M* (rv/rv)	L, 30-49	SEC Network	102,025
Nov. 2	at Arkansas*	SEC Network	3 p.m. CT	
Nov. 16	ALABAMA*			
Nov. 23	ABILENE CHRISTIAN			
Nov. 28	OLE MISS*	ESPN	6:30 p.m. CT	

### MISSOURI TIGERS (5-3, 2-2 SEC)

Home Stadium: Memorial Stadium - Faurot Field (62,621)

Aug. 31	[RV/-] at Wyoming	L, 31-37	CBS Sports Network	26,037
Sept. 7	WEST VIRGINIA	W, 38-7	ESPN2	51,215
Sept. 14	SE MISSOURI STATE	W, 50-0	SEC Network	56,620
Sept. 21	SOUTH CAROLINA*	W, 34-14	SEC Network	52,012
Oct. 5	[RV/-] TROY	W, 42-10	SEC Network	50,023
Oct. 12	[RV/-] OLE MISS*	W, 38-27	ESPN2	62,621
Oct. 19	[22/-] at Vanderbilt*	L, 14-21	SEC Network	23,900
Oct. 26	[RV/-] at Kentucky*	L, 7-29	SEC Network	48,446
Nov. 9	at Georgia*	ESPN	6 p.m. CT	
Nov. 16	FLORIDA*			
Nov. 23	TENNESSEE*			
Nov. 29	at Arkansas*	CBS	1:30 p.m. CT	

### SOUTH CAROLINA GAMECOCKS (3-5, 2-4 SEC)

Home Stadium: Williams-Brice Stadium (80,250)

Aug. 31	[RV/RV] vs. North Carolina (Charlotte)	L, 20-24	ESPN	52,183
Sept. 7	CHARLESTON SOUTHERN	W, 72-10	SEC Network	70,698
Sept. 14	ALABAMA* (2/2)	L, 23-47	CBS	81,954
Sept. 21	MISSOURI*	L, 14-34	SEC Network	52,012
Sept. 28	KENTUCKY*	W, 24-7	SEC Network	80,828
Oct. 12	at Georgia* (3/3)	W, 20-17 (2 OT)	ESPN	92,746
Oct. 19	[RV/RV] FLORIDA* (9/9)	L, 27-38	ESPN	78,883
Oct. 26	at Tennessee*	L, 21-41	SEC Network	87,397
Nov. 2	VANDERBILT*	SEC Network	7:30 p.m. ET	
Nov. 9	APPALACHIAN STATE	ESPN2	7 p.m. ET	
Nov. 16	at Texas A&M*			
Nov. 30	CLEMSON			

### TENNESSEE VOLUNTEERS (3-5, 2-3 SEC)

Home Stadium: Neyland Stadium (102,455)

Aug. 31	[-/RV] GEORGIA STATE	L, 30-38	ESPNU	85,503
Sept. 7	BYU	L, 26-29 (20T)	ESPN	92,475
Sept. 14	CHATTANOOGA	W, 45-0	SEC Network	86,208
Sept. 21	at Florida* (9/8)	L, 3-34	ESPN	82,776
Oct. 5	GEORGIA (3/3)*	L, 14-43	ESPN	92,709
Oct. 12	MISSISSIPPI STATE*(-/RV)	W, 20-10	SEC Network	85,462
Oct. 19	at Alabama* (1/1)	L, 13-35	ESPN	101,821
Oct. 26	SOUTH CAROLINA*	W, 41-21	SEC Network	87,397
Nov. 2	UAB	ESPNU	7 p.m. ET	
Nov. 9	at Kentucky*	SEC Network	7:30 p.m. ET	
Nov. 23	at Missouri*			
Nov. 30	VANDERBILT*			

### TEXAS A&M AGGIES (5-3, 3-2 SEC)

Home Stadium: Kyle Field (102,733)

Aug. 29	[12/11] TEXAS STATE	W, 41-7	SEC Network	98,016
Sept. 7	[12/11] at Clemson (1/1)	L, 10-24	ABC	81,500
Sept. 14	[16/15] LAMAR	W, 62-3	ESPNU	97,195
Sept. 21	[17/15] AUBURN* (8/9)	L, 20-28	CBS	101,681
Sept. 28	[23/21] vs. Arkansas* (Arlington, TX)	W, 31-27	ESPN	51,441
Oct. 12	[24/21] ALABAMA* (1/1)	L, 28-47	CBS	106,749
Oct. 19	[RV/RV] at Ole Miss*	W, 24-17	SEC Network	50,257
Oct. 26	[RV/RV] Mississippi State	W, 49-30	SEC Network	102,025
Nov. 2	[RV/RV] UTSA	SEC Network	11 a.m. CT	
Nov. 16	SOUTH CAROLINA*			
Nov. 23	at Georgia*			
Nov. 30	at LSU*			

### VANDERBILT COMMODORES (2-5, 1-3 SEC)

Home Stadium: Vanderbilt Stadium (40,350)

Aug. 31	GEORGIA* (3/3)	L, 6-30	SEC Network	40,350
Sept. 7	at Purdue	L, 24-42	Big Ten Network	50,506
Sept. 21	LSU* (4/4)	L, 38-66	SEC Network	32,048
Sept. 28	NORTHERN ILLINOIS	W, 24-18	SEC Network	24,519
Oct. 5	at Ole Miss*	L, 6-31	SEC Network	47,601
Oct. 12	UNLV	L, 10-34	SEC Network	20,048
Oct. 19	MISSOURI* (22/-)	W, 21-14	SEC Network	23,900
Nov. 2	at South Carolina	SEC Network	6:30 p.m. CT	
Nov. 9	at Florida*	ESPN	11 a.m. CT	
Nov. 16	KENTUCKY*			
Nov. 23	EAST TENNESSEE STATE			
Nov. 30	at Tennessee*			

Team's AP & USA Today Rankings Listed Before Opponent's Name & Opponents' Rankings Listed after its Name (at time of game)

December 7 • SEC Football Championship Game • Atlanta • Mercedes-Benz Stadium • 4 p.m. ET • CBS Sports

\* - SEC Game

**2019 SEC WEEK-BY-WEEK SCHEDULES AND RESULTS**

August 24

Florida (24) vs. Miami (20) (Orlando) [TV: 2-6] (66,543)

August 29

Texas State (7) at Texas A&M (41) [TV: 5-6] (98,016)

August 31

Alabama (42) vs. Duke (3) (Atlanta) [TV: 7] (71,916)  
 Portland State (13) at Arkansas (20) [TV: 5-6] (61,055)  
 Auburn (27) vs. Oregon (21) (Dallas) [TV: 7] (60,662)  
 Toledo (24) at Kentucky (38) [TV: 5-6] (54,610)  
 Georgia Southern (3) at LSU (55) [TV: 4-6] (97,420)  
 Ole Miss (10) at Memphis (15) [TV: 7] (44,107)  
 Miss. State (38) vs. ULL (28) (New Orleans) [TV: 4-6] (22,440)  
 Missouri (31) at Wyoming (37) [TV: 11] (26,037)  
 South Carolina (20) vs. UNC (24) (Charlotte) [TV: 2-6] (52,183)  
 Georgia State (38) at Tennessee (30) [TV: 4-6] (85,503)  
 \*Georgia (30) at Vanderbilt (6) [TV: 5-6] (40,350)

September 7

New Mexico State (10) at Alabama (62) [TV: 5-6] (100,710)  
 Tulane (6) at Auburn (24) [TV: 3-6] (85,317)  
 UT-Martin (0) at Florida (45) [TV: 4-6] (80,007)  
 Murray State (17) at Georgia (63) [TV: 3-6] (92,746)  
 Eastern Michigan (17) at Kentucky (38) [TV: 5-6] (55,240)  
 LSU (45) at Texas (38) [TV: 7] (98,763)  
 \*Arkansas (17) at Ole Miss (31) [TV: 5-6] (47,915)  
 Southern Miss (15) at Mississippi State (38) [TV: 4-6] (55,143)  
 West Virginia (7) at Missouri (38) [TV: 3-6] (51,215)  
 Charleston Southern (10) at South Carolina (72) [TV: 5-6] (70,698)  
 BYU (29) at Tennessee (26) (2 OT) [TV: 2-6] (92,475)  
 Texas A&M (10) at Clemson (24) [TV: 7] (81,500)  
 Vanderbilt (24) at Purdue (42) [TV: 12] (50,506)

September 14

Colorado State (34) at Arkansas (55) [TV: 5-6] (55,583)  
 Kent State (16) at Auburn (55) [TV: 3-6] (84,542)  
 Arkansas State (0) at Georgia (55) [TV: 3-6] (92,746)  
 \*Florida (29) at Kentucky (21) [TV: 2-6] (63,076)  
 Northwestern State (14) at LSU (65) [TV: 5-6] (100,334)  
 SE Louisiana (29) at Ole Miss (40) [TV: 5-6] (45,238)  
 Kansas State (31) at Mississippi State (24) [TV: 2-6] (54,522)  
 SE Missouri State (0) at Missouri (50) [TV: 5-6] (56,620)  
 \*Alabama (47) at South Carolina (23) [TV:1] (81,954)  
 UT-Chattanooga (0) at Tennessee (45) [TV: 5-6] (86,208)  
 Lamar (3) at Texas A&M (62) [TV: 4-6] (97,195)

September 21

Southern Miss (7) at Alabama (49) [TV: 3-6] (101,821)  
 San Jose State (31) at Arkansas (24) [TV: 5-6] (56,058)  
 \*Tennessee (3) at Florida (34) [TV: 2-6] (82,776)  
 Notre Dame (17) at Georgia (23) [TV:1] (93,246)  
 California (28) at Ole Miss (20) [TV: 4-6] (46,850)  
 \*Kentucky (13) at Mississippi State (28) [TV: 5-6] (54,556)

\*South Carolina (14) at Missouri (34) [TV: 5-6] (52,012)

\*Auburn (28) at Texas A&M (20) [TV: 1] (101,681)

\*LSU (38) at Vanderbilt (66) [TV: 5-6] (32,048)

September 28

\*Ole Miss (31) at Alabama (59) [TV: 1] (99,590)  
 \*Texas A&M (31) vs. Arkansas (27) (Arlington) [TV: 2-6] (51,441)  
 \*Mississippi State (23) at Auburn (56) [TV: 2-6] (87,451)  
 Towson (0) at Florida (38) [TV: 5-6] (79,126)  
 \*Kentucky (7) at South Carolina (24) [TV: 5-6] (80,828)  
 Northern Illinois (18) at Vanderbilt (24) [TV: 5-6] (24,519)

October 5

\*Auburn (13) at Florida (24) [TV: 1] (90,584)  
 Utah State (6) at LSU (42) [TV: 5-6] (100,266)  
 \*Vanderbilt (6) at Ole Miss (31) [TV: 5-6] (47,601)  
 Troy (10) at Missouri (42) [TV: 5-6] (50,023)  
 \*Georgia (43) at Tennessee (14) [TV: 2-6] (92,709)

October 12

\*South Carolina (20) at Georgia (17) (2 OT) [TV: 2-6] (92,746)  
 \*Arkansas (20) at Kentucky (24) [TV: 5-6] (57,060)  
 \*Florida (28) at LSU (42) [TV: 2-6] (102,321)  
 \*Ole Miss (27) at Missouri (38) [TV: 3-6] (62,621)  
 \*Mississippi State (10) at Tennessee (20) [TV: 5-6] (85,462)  
 \*Alabama (47) at Texas A&M (28) [TV: 1] (106,749)  
 UNLV (34) at Vanderbilt (10) [TV: 5-6] (20,048)

October 19

\*Tennessee (13) at Alabama (35) [TV: 2-6] (101,821)  
 \*Auburn (51) at Arkansas (10) [TV: 5-6] (54,619)  
 \*Kentucky (0) at Georgia (21) [TV-2-6] (92,746)  
 \*Texas A&M (24) at Ole Miss (17) [TV: 5-6] (50,257)  
 \*LSU (36) at Mississippi State (13) [TV: 1] (59,282)  
 \*Florida (38) at South Carolina (27) [TV: 2-6] (78,883)  
 \*Missouri (14) at Vanderbilt (21) [TV: 5-6] (23,900)

October 26

\*Arkansas (7) at Alabama (48) [TV: 2-6] (100,233)  
 \*Missouri (7) at Kentucky (29) [TV: 5-6] (48,446)  
 \*Auburn (20) at LSU (23) [TV: 1] (102,160)  
 \*South Carolina (21) at Tennessee (41) [TV: 5-6] (87,397)  
 \*Mississippi State (30) at Texas A&M (49) [TV: 5-6] (102,025)

November 2

\*Mississippi State at Arkansas [TV: 5-6] (3 p.m. CT)  
 \*Ole Miss at Auburn [TV: 2-6] (6 p.m. CT)  
 \*Georgia vs. Florida (Jacksonville) [TV: 1] (3:30 p.m. ET)  
 \*Vanderbilt at South Carolina [TV: 2-6] (7:30 p.m. ET)  
 UAB at Tennessee [TV: 4-6] (7 p.m. ET)  
 UT-San Antonio at Texas A&M [TV: 5-6] (11 a.m. CT)

November 9

\*LSU at Alabama [TV: 1] (2:30 p.m. CT)  
 Western Kentucky at Arkansas [TV: 5-6] (11 a.m. CT)  
 \*Vanderbilt at Florida [TV: 2-6] (Noon ET)  
 \*Missouri at Georgia [TV: 2-7] (7 p.m. ET)  
 \*Tennessee at Kentucky [TV: 5-6] (7:30 p.m. ET)  
 New Mexico State at Ole Miss [TV: 5-6] (3 p.m. CT)  
 Appalachian State at South Carolina [TV: 3-6] (7 p.m. CT)

November 16

\*Georgia at Auburn  
 \*LSU at Ole Miss  
 \*Alabama at Mississippi State  
 \*Florida at Missouri  
 \*South Carolina at Texas A&M  
 \*Kentucky at Vanderbilt

November 23

Western Carolina at Alabama  
 Samford at Auburn  
 \*Texas A&M at Georgia  
 UT-Martin at Kentucky  
 \*Arkansas at LSU  
 Abilene Christian at Mississippi State  
 \*Tennessee at Missouri  
 East Tennessee State at Vanderbilt

November 28 (Thursday)

\*Ole Miss at Mississippi State [TV: 2-6] (6:30 p.m. CT)

November 29

Missouri at Arkansas (Little Rock) [TV:1] (1:30 p.m. CT)

November 30

Missouri at Arkansas (Little Rock)  
 \*Alabama at Auburn  
 Florida State at Florida  
 Georgia at Georgia Tech  
 Louisville at Kentucky  
 \*Texas A&M at LSU  
 Clemson at South Carolina  
 \*Vanderbilt at Tennessee

Dec. 7

SEC Football Championship (Atlanta) [TV:1] (4 p.m. ET)

*\*SEC Game*

*Home team game time listed  
 SEC team game time listed if non-conference game.*



# 2019 SEC FOOTBALL SCHEDULE

(Tentative and Subject to Change)



Date Team	Aug. 31	Sept. 7	Sept. 14	Sept. 21	Sept. 28	Oct. 5	Oct. 12	Oct. 19	Oct. 26	Nov. 2	Nov. 9	Nov. 16	Nov. 23	Nov. 30
<b>ALABAMA</b>	DUKE Atlanta	NEW MEXICO STATE Tuscaloosa	SOUTH CAROLINA Columbia	SOUTHERN MISS Tuscaloosa	OLE MISS Tuscaloosa		TEXAS A&M College Station	TENNESSEE Tuscaloosa	ARKANSAS Tuscaloosa		LSU Tuscaloosa	MISSISSIPPI STATE Starkville	WESTERN CAROLINA Tuscaloosa	AUBURN Auburn
<b>ARKANSAS</b>	PORTLAND STATE Fayetteville	OLE MISS Oxford	COLORADO STATE Fayetteville	SAN JOSE STATE Fayetteville	TEXAS A&M Arlington		KENTUCKY Lexington	AUBURN Fayetteville	ALABAMA Tuscaloosa	MISSISSIPPI STATE Fayetteville	WESTERN KENTUCKY Fayetteville		LSU Baton Rouge	MISSOURI Little Rock (Nov. 29)
<b>AUBURN</b>	OREGON Arlington	TULANE Auburn	KENT STATE Auburn	TEXAS A&M College Station	MISSISSIPPI STATE Auburn	FLORIDA Gainesville		ARKANSAS Fayetteville	LSU Baton Rouge	OLE MISS Auburn		GEORGIA Auburn	SAMFORD Auburn	ALABAMA Auburn
<b>FLORIDA</b>	MIAMI Orlando (Aug. 24)	UT MARTIN Gainesville	KENTUCKY Lexington	TENNESSEE Gainesville	TOWSON Gainesville	AUBURN Gainesville	LSU Baton Rouge	SOUTH CAROLINA Columbia		GEORGIA Jacksonville	VANDERBILT Gainesville	MISSOURI Columbia		FLORIDA STATE Gainesville
<b>GEORGIA</b>	VANDERBILT Nashville	MURRAYSTATE Athens	ARKANSAS STATE Athens	NOTRE DAME Athens		TENNESSEE Knoxville	SOUTH CAROLINA Athens	KENTUCKY Athens		FLORIDA Jacksonville	MISSOURI Athens	AUBURN Auburn	TEXAS A&M Athens	GEORGIA TECH Atlanta
<b>KENTUCKY</b>	TOLEDO Lexington	EASTERN MICHIGAN Lexington	FLORIDA Lexington	MISSISSIPPI STATE Starkville	SOUTH CAROLINA Columbia		ARKANSAS Lexington	GEORGIA Athens	MISSOURI Lexington		TENNESSEE Lexington	VANDERBILT Nashville	UT MARTIN Lexington	LOUISVILLE Lexington
<b>LSU</b>	GEORGIA SOUTHERN Baton Rouge	TEXAS Austin	NORTHWESTERN STATE Baton Rouge	VANDERBILT Nashville		UTAH STATE Baton Rouge	FLORIDA Baton Rouge	MISSISSIPPI STATE Starkville	AUBURN Baton Rouge		ALABAMA Tuscaloosa	OLE MISS Oxford	ARKANSAS Baton Rouge	TEXAS A&M Baton Rouge
<b>OLE MISS</b>	MEMPHIS Memphis	ARKANSAS Oxford	SOUTHEAST LOUISIANA Oxford	CALIFORNIA Oxford	ALABAMA Tuscaloosa	VANDERBILT Oxford	MISSOURI Columbia	TEXAS A&M Oxford		AUBURN Auburn	NEW MEXICO STATE Oxford	LSU Oxford		MISSISSIPPI STATE Starkville (Nov. 28)
<b>MISSISSIPPI STATE</b>	LOUISIANA- LAFAYETTE New Orleans	SOUTHERN MISS Starkville	KANSASSTATE Starkville	KENTUCKY Starkville	AUBURN Auburn		TENNESSEE Knoxville	LSU Starkville	TEXAS A&M College Station	ARKANSAS Fayetteville		ALABAMA Starkville	ABILENE CHRISTIAN Starkville	OLE MISS Starkville (Nov. 28)
<b>MISSOURI</b>	WYOMING Laramie	WESTVIRGINIA Columbia	SOUTHEAST MISSOURI Columbia	SOUTH CAROLINA Columbia, Mo.		TROY Columbia	OLE MISS Columbia	VANDERBILT Nashville	KENTUCKY Lexington		GEORGIA Athens	FLORIDA Columbia	TENNESSEE Columbia	ARKANSAS Little Rock (Nov. 29)
<b>SOUTH CAROLINA</b>	NORTH CAROLINA Charlotte	CHARLESTON SOUTHERN Columbia	ALABAMA Columbia	MISSOURI Columbia, Mo.	KENTUCKY Columbia		GEORGIA Athens	FLORIDA Columbia	TENNESSEE Knoxville	VANDERBILT Columbia	APPALACHIAN STATE Columbia	TEXAS A&M College Station		CLEMSON Columbia
<b>TENNESSEE</b>	GEORGIA STATE Knoxville	BYU Knoxville	CHATANOOGA Knoxville	FLORIDA Gainesville		GEORGIA Knoxville	MISSISSIPPI STATE Knoxville	ALABAMA Tuscaloosa	SOUTH CAROLINA Knoxville	UAB Knoxville	KENTUCKY Lexington		MISSOURI Columbia	VANDERBILT Knoxville
<b>TEXAS A&amp;M</b>	TEXAS STATE College Station (Aug. 29)	CLEMSON Clemson	LAMAR College Station	AUBURN College Station	ARKANSAS Arlington, Texas		ALABAMA College Station	OLE MISS Oxford	MISSISSIPPI STATE College Station	UTSA College Station		SOUTH CAROLINA College Station	GEORGIA Athens	LSU Baton Rouge
<b>VANDERBILT</b>	GEORGIA Nashville	PURDUE West Lafayette		LSU Nashville	NORTHERN ILLINOIS Nashville	OLE MISS Oxford	UNLV Nashville	MISSOURI Nashville		SOUTH CAROLINA Columbia	FLORIDA Gainesville	KENTUCKY Nashville	ETSU Nashville	TENNESSEE Knoxville

2019 SEC CHAMPIONSHIP GAME • DECEMBER 7 • MERCEDES-BENZ STADIUM • ATLANTA, GA.

Statistical Comparisons



**UTSA (3-4)**  
**at Texas A&M (5-3)**  
 11 a.m. CT | SEC Network  
 Series: Texas A&M leads 1-0

**Last Week**  
 UTSA: Bye  
 Texas A&M def. Mississippi State 49-30

	UTSA	Texas A&M
Rushing Offense	180.1 (50)	145.5 (89)
Passing Offense	142.4 (122)	266.8 (35)
Total Offense	322.6 (116)	412.3 (60)
Scoring Offense	19.4 (116)	33.1 (37)
Rushing Defense	209.9 (116)	148.3 (53)
Total Defense	393.6 (63)	348.1 (38)
Scoring Defense	31.7 (100)	22.9 (40)
Interceptions	3 (109)	9 (15)
Sacks	1.86 (87)	1.75 (89)
Tackles for loss	7.0 (31)	6.5 (49)
Turnover margin	-0.57 (106)	0.13 (55)

FBS rank in ()



**Georgia (6-1, 3-1 SEC)**  
**vs. Florida (6-1, 4-1 SEC)**  
 3:30 p.m. ET | CBS  
 Series: Georgia leads 51-43-2

**Last Week**  
 Georgia: Bye  
 Florida: Bye

	Georgia	Florida
Rushing Offense	236.9 (16)	142.4 (90)
Passing Offense	234.4 (62)	277.3 (28)
Total Offense	471.3 (21)	419.6 (52)
Scoring Offense	36.0 (24)	32.5 (45)
Rushing Defense	85.7 (5)	124.1 (31)
Total Defense	266.7 (7)	319.5 (25)
Scoring Defense	10.6 (5)	15.8 (12)
Interceptions	5 (80)	12 (3)
Sacks	2.29 (55)	3.63 (9)
Tackles for loss	5.6 (80)	7.3 (24)
Turnover margin	0.14 (54)	0.38 (36)

FBS rank in ()



**Mississippi State (3-5, 1-4 SEC)**  
**at Arkansas (2-6, 0-5 SEC)**  
 3 p.m. CT | SEC Network  
 Series: Arkansas leads 16-12-1

**Last Week**  
 Texas A&M def. Mississippi State 49-30  
 Alabama def. Arkansas 48-7

	Mississippi State	Arkansas
Rushing Offense	186.6 (46)	131.3 (104)
Passing Offense	192.1 (106)	232.5 (65)
Total Offense	378.8 (88)	363.8 (98)
Scoring Offense	25.5 (90)	22.5 (106)
Rushing Defense	159.1 (63)	191.1 (97)
Total Defense	402.3 (73)	418.6 (89)
Scoring Defense	31.0 (95)	32.9 (107)
Interceptions	6 (62)	5 (80)
Sacks	1.63 (97)	2.25 (58)
Tackles for loss	4.6 (110)	5.5 (82)
Turnover margin	16 (13)	12 (55)

FBS rank in ()



**Ole Miss (3-5, 2-3 SEC)**  
**at Auburn (6-2, 3-2 SEC)**  
 6 p.m. CT | ESPN  
 Series: Auburn leads 32-10

**Last Week**  
 Ole Miss: Bye  
 LSU def. Auburn 23-20

	Ole Miss	Auburn
Rushing Offense	232.5 (18)	225.9 (20)
Passing Offense	201.6 (96)	189.0 (107)
Total Offense	434.1 (41)	414.9 (57)
Scoring Offense	25.9 (89)	34.3 (34)
Rushing Defense	124.3 (32)	105.9 (16)
Total Defense	408.6 (80)	342.6 (36)
Scoring Defense	27.0 (63)	17.9 (14)
Interceptions	8 (29)	4 (97)
Sacks	2.75 (31)	2.88 (26)
Tackles for loss	6.5 (49)	7.5 (18)
Turnover margin	0.38 (36)	0.25 (48)

FBS rank in ()



**UAB (6-1)**  
**at Tennessee (3-5)**  
 7 p.m. ET | ESPN  
 Series: Tennessee leads 4-0

**Last Week**  
 UAB: Bye  
 Tennessee def. South Carolina 41-21

	UAB	Tennessee
Rushing Offense	153.9 (82)	140.8 (92)
Passing Offense	251.9 (44)	213.9 (87)
Total Offense	405.7 (68)	354.6 (103)
Scoring Offense	29.9 (62)	24.0 (98)
Rushing Defense	88.3 (8)	147.0 (51)
Total Defense	248.6 (5)	365.3 (49)
Scoring Defense	15.7 (11)	26.3 (57)
Interceptions	2 (125)	10 (10)
Sacks	3.71 (7)	2.50 (40)
Tackles for loss	8.6 (5)	5.3 (95)
Turnover margin	-0.14 (76)	-0.13 (71)

FBS rank in ()



**Vanderbilt (2-5, 1-3 SEC)**  
**at South Carolina (3-5, 2-4 SEC)**  
 7:30 p.m. ET | SEC Network  
 Series: South Carolina leads 24-4

**Last Week**  
 Vanderbilt: Bye  
 Tennessee def. South Carolina 41-21

	Vanderbilt	South Carolina
Rushing Offense	127.7 (108)	182.0 (48)
Passing Offense	207.7 (92)	223.4 (77)
Total Offense	335.4 (112)	405.4 (69)
Scoring Offense	18.4 (118)	27.6 (77)
Rushing Defense	202.1 (108)	144.5 (48)
Total Defense	455.6 (114)	407.6 (77)
Scoring Defense	33.6 (111)	27.3 (65)
Interceptions	3 (109)	9 (15)
Sacks	1.57 (104)	2.13 (65)
Tackles for loss	5.4 (88)	6.3 (56)
Turnover margin	-0.14 (76)	0.25 (48)

FBS rank in ()

## 2019 SEC FOOTBALL MEDIA SERVICES

### SEC SCHOOL WEEKLY PRESS CONFERENCES (*Streamed live on SEC Network +*)

(Some schools may not have a press conference prior to open date weekend.)

**ALABAMA** – Game week Mondays at Noon CT in the Naylor Stone Media Room.

**ARKANSAS** – Game week Mondays at Noon CT in the press conference room inside the Fred W. Smith Football Center.

**AUBURN** – Game week Tuesdays 11:15 a.m. CT in Auburn Athletic Complex Auditorium. Also available via teleconference (same information as below).

**FLORIDA** – Game week Mondays in the pressbox of Ben Hill Griffin Stadium (Mullen - approx. 1 p.m. ET with players after). Video replay at FloridaGators.com/Watch.

**GEORGIA** – Game week Mondays from noon ET to 1 p.m. At Butts-Mehre team meeting room.

**KENTUCKY** – Game week Mondays at Noon ET in the Kroger Field Media Room.

**LSU** – Game week Mondays from 12:30 – 1:15 p.m. CT in Lawton Room in Tiger Stadium.

**OLE MISS** – Game week Mondays at 11:30 a.m. CT in Team Meeting Room of Manning Center.

**MISSISSIPPI STATE** – Game week Mondays at 12:30 p.m. CT in the media room on the third floor of the Leo Seal Jr. Football Complex.

**MISSOURI** – Game week Tuesdays at 12:30 p.m. CT in MATC Complex.

**SOUTH CAROLINA** – Game week Tuesdays at 12:30 p.m. ET, Media Room, Long Family Football Operations Center.

**TENNESSEE** – Game week Mondays at Noon ET, Ray and Lucy Hand Digital Studio in Brenda Lawson Center.

**TEXAS A&M** – Game week Monday beginning around 11:30 am CT, Kyle Field Media Center.

(Fisher will begin at 1 pm CT and will be streamed live at 12thMan.com)

**VANDERBILT** – Game week Tuesdays at Noon CT in the McGugin Center.

### SEC SCHOOL WEEKLY TELECONFERENCES

(Contact school's SID office for additional teleconference information. Phone numbers are confidential and for media use only. Some schools may not have a teleconference prior to open date weekend.)

**ALABAMA** – Coach Saban participates in the weekly SEC media teleconference.

**ARKANSAS** – Coach Morris participates in the weekly SEC media teleconference.

**AUBURN** – Coach Malzahn participates in the weekly SEC media teleconference.

**FLORIDA** – Coach Mullen participates in the weekly SEC media teleconference.

**GEORGIA** – Coach Smart participates in the weekly SEC media teleconference.

**KENTUCKY** – Coach Stoops participates in the weekly SEC media teleconference.

**LSU** – Coach Orgeron participates in the weekly SEC media teleconference.

**OLE MISS** – Coach Luke participates in the weekly SEC media teleconference.

**MISSISSIPPI STATE** – Coach Moorhead participates in the weekly SEC media teleconference.

**MISSOURI** – Coach Odom participates in the weekly SEC media teleconference.

**SOUTH CAROLINA** – Sundays 6:30 p.m. ET at 800-753-1965; Access code 777 1579 for Muschamp; Muschamp participates in the weekly SEC media teleconference.

**TENNESSEE** – Coach Pruitt participates in the weekly SEC media teleconference.

**TEXAS A&M** – Coach Fisher participates in the weekly SEC media teleconference.

**VANDERBILT** – Coach Mason participates in the weekly SEC media teleconference.

### SEC SCHOOL SATELLITE/FTP FEEDS

(Contact school's SID office for copyright and usage information. Some schools may not have a feed prior to open date weekend.)

**ALABAMA** – Weekly feeds available on FTP. For more information contact Christopher England (cengland@ia.ua.edu).

**ARKANSAS** – Weekly feeds available on FTP. Contact Michelle Glover (mlglover@uark.edu) or Eric Frey (ericfrey@uark.edu) for more information.

**AUBURN** – Weekly feeds available on FTP on Tuesdays. Contact Weston Carter of AU Athletics Department at wcg0010@auburn.edu.

**FLORIDA** – For information on how to utilize UF's XOS Digital XChange, email Garreth Gutierrez of GatorVision at GarrethG@gators.ufl.edu Video will be updated each Monday by 4:00 p.m. ET during the season.

**GEORGIA** – Weekly following Monday press conferences, Tuesdays following post-practice interviews and following home games. Contact Kim Vachon, UGA sports communications office (kva-chon@sports.uga.edu).

**KENTUCKY** – Weekly feeds available on FTP. Contact Susan Lax at UK Media Relations (slax0@uky.edu) for information.

**LSU** – Weekly feeds available via FTP each Monday after 4:30 p.m. CT. Contact Michael Bonnette at mbonnet@lsu.edu for details.

**OLE MISS** – Weekly feeds available on FTP. Contact Seth Austin at saustin@olemiss.edu for details.

**MISSISSIPPI STATE** – Weekly feeds available on FTP on Monday evenings. Please contact Brandon Langlois blanglois@athletics.msstate.edu.

**MISSOURI** – Contact MU Media Relations for additional information.

**SOUTH CAROLINA** – Weekly feeds available on FTP. Contact Matt Freed at USC Athletics Communications (mfreed@mailbox.sc.edu) for details.

**TENNESSEE** – Coach Pruitt's Monday press conference and weekly highlight feeds are available via FTP site. Contact Zach Stipe (zstipe@tennessee.edu) for FTP information.

**TEXAS A&M** – Weekly feeds available on FTP. Contact Matt Callaway (mcallaway@athletics.tamu.edu) for username and password information.

**VANDERBILT** – Contact VU Media Relations for additional information.

### STUDENT-ATHLETE GAME WEEK INTERVIEWS

**ALABAMA** – Other than the Monday press conference attendees, players will be available before practice on Tuesdays or by specific request Monday-Wednesday. Consult weekly media schedule for times and locales.

**ARKANSAS** – Players will be available by request on Tuesday after practice. Please go through UA Communications Office to arrange interviews and check player availability.

**AUBURN** – Player interviews should be arranged through the Auburn Media Relations Office. The following are the opportunities for player interviews, including phone interviews: Sunday post-practice; Tuesday following Coach Gus Malzahn's press conference. Players are not available Wednesday-Friday.

**FLORIDA** – Players will be available on Monday at the weekly press conference and after practice in the Indoor Practice Facility. Players will also be available Tuesday after practice in the IPF. Todd Grantham (Monday) and John Hevesy (Tuesday) will be made available weekly after practice. Additional assistant coaches are available upon request.

**GEORGIA** – Players are available at the Monday noon press conference and after practice Tuesdays and Wednesdays.

**KENTUCKY** – Players available for interviews after practice on Tuesdays and Wednesdays.

**LSU** – Players are available for interviews following practice on Monday at approx. 5:30 p.m. CT and before practice between Noon and 12:45 p.m. CT on Tuesday.

**OLE MISS** – Players available for interviews after practice on Tuesdays and Wednesdays.

**MISSISSIPPI STATE** – Players are available following Tuesday (offense) and Wednesday (defense) practices in the media room on the third floor of the Leo Seal Jr. Football Complex.

**MISSOURI** – Player interviews will be held post-practice on Tuesdays, which should end around 11 a.m. CT. Requested athletes and assistant coaches will be available as they come off the field. Athlete/coach requests must be submitted to Chad Moller (moller@missouri.edu) by 10 a.m. each Monday.

**SOUTH CAROLINA** – Tuesdays after practice in the Media Room, Long Family Football Operations Center. Requests for specific players should be submitted by 5 p.m. ET on Sunday.

**TENNESSEE** – Players are available at Monday press conference and on Tuesday at noon in Ray and Lucy Hand Digital Studio.

**TEXAS A&M** – Players are available at Monday media luncheon. Requests for specific players must be made 24 hours in advance to Alan Cannon (acannon@athletics.tamu.edu). No interviews after Wednesday of game week.

**VANDERBILT** – Select players are available for interviews after the Wednesday morning practice (approximately 10 am CT). Contact VU SID office to arrange interviews.

### SCHOOL WEBSITES

**ALABAMA** – www.rolltide.com

**ARKANSAS** – www.arkansasrazorbacks.com

**AUBURN** – www.auburntigers.com

**FLORIDA** – www.FloridaGators.com

**GEORGIA** – www.georgiadogs.com

**KENTUCKY** – www.ukathletics.com

**LSU** – www.lsusports.net

**OLE MISS** – www.olemisssports.com

**MISSISSIPPI STATE** – www.HailState.com

**MISSOURI** – www.mutigers.com

**SOUTH CAROLINA** – www.gamecocksonline.com

**TENNESSEE** – www.utsports.com

**TEXAS A&M** – www.12thMan.com

(Media site: www.12thman.com/media)

**VANDERBILT** – www.vucommodores.com

### WEEKLY DAY OFF

**ALABAMA** – Sunday

**ARKANSAS** – Monday

**AUBURN** – Monday

**FLORIDA** – Sunday

**GEORGIA** – Sunday

**KENTUCKY** – Sunday

**LSU** – Sunday

**OLE MISS** – Monday

**MISSISSIPPI STATE** – Monday

**MISSOURI** – Monday

**SOUTH CAROLINA** – Monday

**TENNESSEE** – Sunday

**TEXAS A&M** – Sunday

**VANDERBILT** – Monday

# 2019 SEC Football

## SEC IN THE POLLS

### Associated Press (Oct. 27)

No.	Team	Record	Points
1	LSU (17)	8-0	1476
2	ALABAMA (21)	8-0	1474
3	Ohio State (17)	8-0	1468
4	Clemson (7)	8-0	1406
5	Penn State	8-0	1302
6	FLORIDA	7-1	1226
7	Oregon	7-1	1108
8	GEORGIA	6-1	1093
9	Utah	7-1	1032
10	Oklahoma	7-1	1017
11	AUBURN	6-2	910
12	Baylor	7-0	882
13	Minnesota	8-0	778
14	Michigan	6-2	744
15	SMU	8-0	666
16	Notre Dame	5-2	563
17	Cincinnati	6-1	524
18	Wisconsin	6-2	513
19	Iowa	6-2	456
20	Appalachian State	7-0	393
21	Boise State	6-1	280
22	Kansas State	5-2	218
23	Wake Forest	6-1	200
24	Memphis	7-1	188
25	San Diego State	7-1	50

Others (SEC Only): Texas A&M 14.

### USA Today Coaches' Poll (Oct. 27)

No.	Team	Record	Points
1	ALABAMA (40)	8-0	1593
2	LSU (7)	8-0	1515
3	Clemson (10)	8-0	1508
4	Ohio State (8)	8-0	1491
5	Penn State	8-0	1359
6	FLORIDA	7-1	1271
7	GEORGIA	6-1	1180
8	Oregon	7-1	1163
9	Oklahoma	7-1	1069
10	Utah	7-1	1048
11	Baylor	7-0	921
12	AUBURN	6-2	869
13	Minnesota	8-0	840
14	SMU	8-0	727
15	Michigan	6-2	652
16	Notre Dame	5-2	624
17	Wisconsin	6-2	537
18	Cincinnati	6-1	523
19	Iowa	6-2	492
20	Appalachian State	7-0	398
21	Boise State	6-1	382
22	Wake Forest	6-1	280
23	Memphis	7-1	187
24	Texas	5-3	104
25	Kansas State	5-2	102

Others (SEC Only): Texas A&M 16.

### College Football Playoff Rankings (Final 2018)

(2019 Rankings begin early November)

No.	Team	Record	Last
1	ALABAMA	13-0	1
2	Clemson	13-0	2
3	Notre Dame	12-0	3
4	Oklahoma	12-1	5
5	GEORGIA	11-2	4
6	Ohio State	12-1	6
7	Michigan	10-2	7
8	UCF	12-0	8
9	Washington	10-3	11
10	FLORIDA	9-3	9
11	LSU	9-3	10
12	Penn State	9-3	12
13	Washington State	10-2	13
14	KENTUCKY	9-3	15
15	Texas	9-4	14
16	West Virginia	8-3	16
17	Utah	9-4	17
18	MISSISSIPPI STATE	8-4	18
19	TEXAS A&M	8-4	19
20	Syracuse	9-3	20
21	Fresno State	11-2	25
22	Northwestern	8-5	21
23	MISSOURI	8-4	24
24	Iowa State	8-4	23
25	Boise State	10-3	22



### SEC Nation on The SEC Network

SEC Nation airs live on SEC Network 10 a.m. – noon ET every Saturday in the fall. Host Laura Rutledge navigates the Saturday morning conversations with college football analysts Tim Tebow, Marcus Spears and Paul Finebaum. The show delves into the storylines of Southeastern Conference football, the weekend's biggest matchups and more, including live reports, analysis and features surrounding the world of SEC football, as well as special appearances from hometown favorites throughout the season. Returning in 2019 is the SEC Nation demo field, as well as the weekly series "Nation Shorts," from the creators of "SEC Shorts." Marty Smith, co-host of SEC Network and ESPN Radio's Marty & McGee, will guest host for part of the 2019 season.

### SEC Nation Schedule:

Date	Time (ET)	School/City
Sat, Aug. 24	5 p.m.	Florida/Orlando
Sat., Aug. 31	10 a.m.	Camping World Kickoff Vanderbilt/Nashville Georgia at Vanderbilt
Sat., Sept. 7	10 a.m.	Missouri/Columbia
Sat., Sept. 14	10 a.m.	West Virginia at Missouri Kentucky/Lexington
Sat., Sept. 21	10 a.m.	Florida at Kentucky Texas A&M/College Station Auburn at Texas A&M
Sat., Sept. 28	10 a.m.	Auburn/Auburn Mississippi State at Auburn
Sat., Oct. 5	10 a.m.	Knoxville/Tennessee Georgia at Tennessee
Sat., Oct. 12	10 a.m.	Athens/Georgia South Carolina at Georgia
Sat., Oct. 19	10 a.m.	Starkville/Mississippi State LSU at Mississippi State
Sat., Oct. 26	10 a.m.	Baton Rouge/LSU Auburn at LSU
Sat., Nov. 2	10 a.m.	Jacksonville Florida vs. Georgia





# 2019 SEC Football

## SEC IN THE POLLS (AP / USA Today / CFP Ranking)

	ALA	ARK	AUB	UF	UGA	UK	LSU	UM	MSU	MU	USC	UT	A&M	VU
Preseason	2/2/-	-/-	16/16/-	8/8/-	3/3/-	-/RV/-	6/6/-	-/RV/-	RV/RV/-	RV/-/-	RV/RV/-	-/RV/-	12/11/-	-/-
Week 1	2/2/-	-/-	10/13/-	11/10/-	3/3/-	-/RV/-	6/6/-	-/-	RV/RV/-	-/-	-/-	-/-	12/11/-	-/-
Week 2	2/2/-	-/-	8/9/-	9/8/-	3/3/-	RV/RV/-	4/5/-	-/-	RV/23/-	-/-	-/-	-/-	16/15/-	-/-
Week 3	2/2/-	-/-	8/9/-	9/8/-	3/3/-	-/RV/-	4/5/-	-/-	RV/RV/-	-/-	-/-	-/-	17/15	-/-
Week 4	2/2/-	-/-	7/7/-	9/8/-	3/3/-	-/-	4/5/-	-/-	RV/RV/-	RV/-/-	-/-	-/-	23/21/-	-/-
Week 5	1/1/-	-/-	7/7/-	10/8/-	3/3/-	-/-	5/6/-	-/-	-/RV/-	RV/-/-	-/-	-/-	25/21	-/-
Week 6	1/1/-	-/-	12/12/-	7/7/-	3/3/-	-/-	5/6/-	-/-	-/RV/-	RV/-/-	-/-	-/-	24/21/-	-/-
Week 7	1/1/-	-/-	11/11/-	9/9/-	10/10/-	-/-	2/3/-	-/-	-/-	22/-/-	RV/RV/-	-/-	RV/RV/-	-/-
Week 8	1/1/-	-/-	9/10/-	7/8/-	10/9/-	-/-	2/3/-	-/-	-/-	RV/-/-	-/-	-/-	RV/RV/-	-/-
Week 9	2/1/-	-/-	11/12/-	6/6/-	8/7/-	-/-	1/2/-	-/-	-/-	-/-	-/-	-/-	RV/RV/-	-/-
Week 10														
Week 11														
Week 12														
Week 13														
SECCG														
Bowls														
FINAL														

## SEC ATTENDANCE UPDATE

School	Stadium(s)	Capacity	Games	100%+	Total Att.	Average Att.	Pct. of Capacity
Alabama	Bryant-Denny Stadium	101,821	5	2	504,174	100,835	99.03
Arkansas	Donald W. Reynolds Razorback (Fayetteville) War Memorial (Little Rock)	72,000 54,120	4	-	227,315	56,829	78.93
Auburn	Pat Dye Field at Jordan-Hare Stadium	87,451	3	1	257,310	85,770	98.08
Florida	Steve Spurrier-Florida Field at Ben Hill Griffin Stadium	88,548	4	1	332,493	83,123	93.87
Georgia	Sanford Stadium	92,746	5	5	464,230	92,846	100.11
Kentucky	Kroger Field	61,000	5	1	278,432	55,686	91.29
LSU	Tiger Stadium	102,321	5	1	502,501	100,500	98.22
Ole Miss	Vaught-Hemingway/Hollingsworth Field	64,038	5	-	237,861	47,572	74.29
Mississippi State	Davis Wade Stadium at Scott Field	61,337	4	-	223,503	55,876	91.10
Missouri	Memorial Stadium / Faurot Field	62,621	5	1	272,491	54,498	87.03
South Carolina	Williams-Brice Stadium	80,250	4	2	233,480	78,091	97.31
Tennessee	Neyland Stadium/Shields-Watkins Field	102,455	6	-	529,844	88,307	86.19
Texas A&M	Kyle Field	102,733	5	1	505,666	101,133	98.44
Vanderbilt	Vanderbilt Stadium	40,350	5	1	141,865	28,373	70.32
<b>TOTALS</b>			<b>65</b>	<b>16 (25%)</b>		<b>73,676</b>	
Neutral Site Games	[Florida vs. Georgia, Jacksonville] [Arkansas vs. Texas A&M, Arlington] [SEC Championship Game, Atlanta]		1	-		51,441	

## SEC OVERTIME RECORDS

Team	Total	Pct.	vs. Non-SEC	Last Overtime Game
Alabama	6-8	.429	0-1	Alabama 26, Georgia 23 (1) (2018)
Arkansas	12-7	.632	2-1	Texas A&M 50, Arkansas 43 (1) (2017)
Auburn	8-7	.533	5-2	Arkansas 54, Auburn 46 (4) (2015)
Florida	5-3	.625	1-0	Florida 20, Florida Atlantic 14 (1) (2015)
Georgia	8-7	.533	5-3	South Carolina 20, Georgia 17 (2) (2019)
Kentucky	3-6	.333	1-2	Texas A&M 20, Kentucky 14 (1) (2018)
LSU	8-7	.533	1-0	Texas A&M 74, LSU 72 (7) (2018)
Ole Miss	6-9	.400	2-1	Vanderbilt 36, Ole Miss 29 (1) (2018)
Miss. State	5-5	.500	3-1	BYU 28, Mississippi State 21 (2) (2016)
Missouri	1-1	.500	0-0	S. Carolina 27, Missouri 24 (2) (2013)
South Carolina	3-4	.429	0-1	South Carolina 20, Georgia 17 (2) (2019)
Tennessee	14-7	.667	3-3	BYU 29, Tennessee 26 (2) (2019)
Texas A&M	7-0	1.000	1-0	Texas A&M 74, LSU 72 (7) (2018)
Vanderbilt	4-6	.400	2-2	Vanderbilt 36, Ole Miss 29 (1) (2018)
<b>TOTALS</b>			24-17 (.585)	

### BREAKDOWN OF LENGTH OF OVERTIMES

Number/OTs	Games	Last Game
7	3	Texas A&M 74, LSU 72 (7) (2018)
6	1	Tennessee 41, Arkansas 38 (2002)
5	1	Tennessee 51, Alabama 43 (2003)
4	4	Arkansas 54, Auburn 46 (4) (2015)
3	5	Florida 36, Kentucky 30 (2014)
2	18	South Carolina 20, Georgia 17 (2) (2019)
1	73	Vanderbilt 36, Ole Miss 29 (1) (2018)

### NOTES:

First Overtime Game: Nov. 16, 1996 at Auburn (Georgia 56, Auburn 49 - 4 OT)  
 First Non-Conference Overtime Game: Aug. 30, 1997 at Oxford (Ole Miss 24, Central Florida 23)  
 Longest Current Consecutive Win Streaks in Overtime Games: 7 (Texas A&M)  
 Most Overtime Games in a Year: 12 (2014)

**2019 SEC PLAYERS OF THE WEEK**

**OFFENSIVE**

**JAUAN JENNINGS, WR, TENNESSEE**

- Led Tennessee with seven receptions for a career-high 172 yards and two touchdowns in a 41-21 victory over South Carolina
- Jennings started the game at quarterback in a "Wildcat" formation and took the Vols' first offensive snap 11 yards. He finished with 18 rushing yards and 192 all-purpose yards.
- His seven receptions and two receiving touchdowns tied his career-bests.

**LYNN BOWDEN, AP, KENTUCKY**

- Accounted for 258 yards total offense and two touchdowns in Kentucky's 29-7 win over Missouri.
- Rushed 21 times for 204 yards and two touchdowns.
- Playing in a downpour for most of the night, completed 3 of 7 passes for 54 yards, including a career-long 44-yard bomb that set up UK's first touchdown.
- 204 rushing yards is most by an SEC player this season.

**DEFENSIVE**

**DANIEL BITULLI, LB, TENNESSEE**

- Led Tennessee with 15 tackles, 1.0 TFL and blocked a punt he returned for touchdown in a 41-21 win over South Carolina as the Vols' defense shutout the Gamecocks in the second half.
- Bitulli's 15 tackles and 11 solo tackles are the third-most by an SEC player in 2019.
- He added a pass breakup and a quarterback hurry.

**JACOBY STEVENS, S, LSU**

- Led LSU with 10 tackles as the Tigers won their third game against a Top 10 opponent, beating Auburn 23-20 in Tiger Stadium.
- Paced an LSU defense that held Auburn to 287 total yards (130 rushing, 157 passing) . . . Auburn went into the game leading the SEC in rushing offense at 240 yards per game.
- In second half and after Auburn took a 13-10 lead, LSU's defense forced Auburn to punt on six consecutive possessions as LSU regained the lead, extending its advantage to 23-13 during that span.
- LSU held Auburn to 5-of-18 on third-down opportunities and forced Auburn to punt 10 times.

**SPECIAL TEAMS**

**MAX DUFFY, P, KENTUCKY**

- Had a magnificent night of punting and also ran a fake punt that set up a touchdown in Kentucky's 29-7 win over Missouri.
- Punted five times for a 52.4-yard average, with no return yards and three punts inside the 20-yard line.
- Early in the fourth quarter, on 4th-and-6, he spied an opening and ran 26 yards for a first down; the impromptu dash helped set up a Wildcat touchdown.
- Had a crucial punt in the third quarter; with UK backed up on its own 9-yard line, he flipped the field with a career-long 70-yard boot.
- Missouri's average field position after Duffy's punts was its own 14-yard line.
- With Duffy's distance and placement, Kentucky leads the nation in net punting with a 46.2-yard net average.

**OFFENSIVE LINEMAN**

**BRANDON KENNEDY, OL, TENNESSEE**

- Captured the highest grade (80) on a Tennessee offensive line that DID NOT ALLOW A SACK and led an offense that tallied a season-high 485 yards of total offense and a season-high 351 yards passing against a South Carolina defense that boasted one of the nation's top defensive lines.
- Kennedy led a blocking effort that stifled a Gamecocks' defense that entered the game with 17 sacks and three defensive linemen ranking in the SEC's Top 10 in sacks. USC finished without a sack for the first time all season.
- Kennedy was the Vols' steadying force, snapping to three different players lining up at quarterback and leading the way for two different quarterbacks to throw for over 100 yards and at least one touchdown. UT did not turn the ball over.
- Tennessee's 41 points were the most against an SEC opponent since 2016.

**DEFENSIVE LINEMAN**

**CALVIN TAYLOR, DT, KENTUCKY**

- Totaled three tackles, including a career-high two quarterback sacks, in Kentucky's 29-7 win over Missouri.
- In the second quarter, his third-down sack also caused a fumble; although Missouri recovered the fumble, it forced a punt and UK drove for a touchdown.
- Later in the second quarter, his five-yard sack preceded a Missouri turnover that the Wildcats converted to another touchdown.
- Part of a UK defense that held Missouri to season lows of seven points and 289 yards total offense.
- Has five sacks for the season, good for third in the SEC.

**FRESHMAN**

**D.J. WILLIAMS, RB, AUBURN**

- True freshman rushed for 131 yards on 13 carries (10.0 avg) and had two receptions for 21 yards against No. 2 LSU on the road.
- Led Auburn with 151 all-purpose yards.
- His 10.0 yards per carry is the highest average by an Auburn freshman in a SEC game (min 100 yards) ever.
- Only the third 130+ yard rushing performance against an SEC opponent by an Auburn freshman in the last 10 years.

**OTHER OUTSTANDING PERFORMANCES LAST WEEK**

**PATRICK SURTAIN II, DB (Alabama)** -- Surtain earned Alabama Defensive Player of the Week honors from the coaching staff in a 48-7 win over the Razorbacks...Finished with three total tackles, including two solo stops, and a pass breakup...Notched his second interception of the season, returning it 24 yards to setup an Alabama field goal.

**JEREMIAH DINSON, DB (Auburn)** -- Career-high 15 tackles against one of the nation's most prolific offenses, while holding LSU to a season-low 23 points...Also forced one fumble and had a fourth-down goal line stop in the third quarter.

**JOE BURROW, QB (LSU)** -- Completed a career-best 32 passes on 42 attempts in leading LSU to its third win over a Top 10 opponent this year with a 23-20 victory over No. 9 Auburn . . . Tied the LSU season record for 300-yard passing games with six as he threw for 321 yards . . . Threw one TD pass, extending his LSU season record for touchdown passes to 30 and also increased his school record for consecutive games with at least 20 completions to 11 straight . . . Added 31 rushing yards and a rushing TD to run his season total of touchdowns responsible for to 34, also a school record . . . Overall, LSU racked up 508 total yards of offense and 30 first downs against Auburn . . . First player in SEC history to throw for 30 TD passes during first eight games of season.

**BRADEN MANN, P (Texas A&M)** -- The returning Ray Guy Award winner, Braden Mann, averaged 45.3 yards on three punts and all three were killed inside the MSU 20-yard line... He killed one punt at the 13, one at 10-yard line and the other at the seven-yard line...Mann also kicked off eight times with three touchbacks and of the five returns against him, the longest was 23 yards.

**SHI SMITH, WR (South Carolina)** -- Smith had a career day against Tennessee, catching 11 passes for 156 yards... He was on the receiving end of a 75-yard touchdown pass on the game's first play from scrimmage, the longest reception of his career...The 11 receptions tied for the ninth-most in a single game in school history.

**MARQUEZ CALLAWAY, PR/WR (Tennessee)** -- Returned a punt 65 yards for a touchdown to give Tennessee a 10-7 lead in the second quarter of a 41-21 victory over South Carolina, marking the third punt return touchdown of his career...South Carolina had not given up a punt return of more than 25 yards all season before Callaway's score...Callaway leads the SEC in punt return average (21.8) and his 14.9 career punt return average is third among active players.

**KELLEN MOND, QB (Texas A&M)** -- Quarterback was 17-of-23 passing for 234 yards and three touchdowns... His legs also gained 76 net yards on the ground and two rushing touchdowns.

# 2019 SEC Football

## SEC FOOTBALL PLAYERS OF THE WEEK

### 2018 SEASON

**Week 1 (Games of Aug. 30 - Sept. 2):** Offense - Scottie Phillips, RB, Ole Miss; Defense - Darrell Williams, LB, Auburn; Jacob Phillips, LB, LSU; Special Teams - Luke Logan, PK, Ole Miss; Cole Tracy, PK, LSU; Offensive Lineman - Greg Little, OL, Ole Miss; Defensive Lineman - Nick Coe, DL, Auburn; Quinnen Williams, DL, Alabama; Freshman - Jaylen Waddle, WR/PR, Alabama.

**Week 2 (Games of Sept. 8):** Offense - Kylin Hill, RB, Mississippi State; Defense - Josh Allen, LB, Kentucky; Special Teams - Rodrigo Blankenship, PK, Georgia; Offensive Lineman - Jervontius "Bunchy" Stallings, OG, Kentucky; Defensive Lineman - Montez Sweat, DE, Mississippi State; Freshman - Bryce Thompson, DB, Tennessee.

**Week 3 (Games of Sept. 15):** Offense - Joe Burrow, QB, LSU; Defense - Christian Miller, LB, Alabama; Special Teams - Cole Tracy, PK, LSU; Offensive Lineman - Elgton Jenkins, C, Mississippi State; Defensive Lineman - Jabari Zuniga, DL, Florida; Freshman - Jalen Knox, WR, Missouri.

**Week 4 (Games of Sept. 22):** Offense - Tua Tagovailoa, QB, Alabama; Defense - Josh Allen, LB, Kentucky; Special Teams - Noah Igbinoghene, KR, Auburn; Offensive Lineman - Jervontius "Bunchy" Stallings, OG, Kentucky; Defensive Lineman - Isaiah Buggs, DE, Alabama; Javon Kinlaw, DT, South Carolina; Freshman - Dameon Pierce, RB, Florida.

**Week 5 (Games of Sept. 29):** Offense - Joe Burrow, QB, LSU; Defense - Josh Allen, LB, Kentucky; Special Teams - Braden Mann, P, Texas A&M; Offensive Lineman - George Asafo-Adjei, OT, Kentucky; Defensive Lineman - Jachai Polite, DL, Florida; Freshman - Evan McPherson, PK, Florida.

**Week 6 (Games of Oct. 6):** Offense - Nick Fitzgerald, QB, Mississippi State; Defense - Vosean Joseph, LB, Florida; Special Teams - Parker White, PK, South Carolina; Braden Mann, P/KOS, Texas A&M; Offensive Lineman - Ross Pierschbacher, C, Alabama; Defensive Lineman - Montez Sweat, DL, Mississippi State; Freshman - Jaycee Horn, DB, South Carolina.

**Week 7 (Games of Oct. 13):** Offense - Jordan Ta'amu, QB, Ole Miss; Jarrett Guarantano, QB, Tennessee; Defense - Devin White, LB, LSU; Special Teams - Cole Tracy, PK, LSU; Offensive Lineman - Jedrick Wills Jr., RT, Alabama; Defensive Lineman - Kyle Phillips, DE, Tennessee; Freshman - Evan McPherson, K, Florida.

**Week 8 (Games of Oct. 20):** Offense - Tua Tagovailoa, QB, Alabama; Defense - Grant Delpit, S, LSU; Special Teams - Cole Tracy, PK, LSU; Offensive Lineman - George Asafo-Adjei, OT, Kentucky; Defensive Lineman - Nick Coe, DL, Auburn; Freshman - Jalen Knox, WR, Missouri.

**Week 9 (Games of Oct. 27):** Offense - Nick Fitzgerald, QB, Mississippi State; Jacob Fromm, QB, Georgia; Defense - Josh Allen, LB, Kentucky; Special Teams - Lynn Bowden, PR, Kentucky; Offensive Lineman - Justin Skule, OT, Vanderbilt; Defensive Lineman - D.J. Wonnum, DL, South Carolina; Freshman - Dylan Wonnum, OL, South Carolina.

**Week 10 (Games of Nov. 3):** Offense - Drew Lock, QB, Missouri; D'Andre Swift, RB, Georgia; Defense - Quinnen Williams, DL, Alabama; Special Teams - Deebo Samuel, KR, South Carolina; Offensive Lineman - Jonah Williams, LT, Alabama; Andrew Thomas, OL, Georgia; Defensive Lineman - Nick Coe, DL, Auburn; Freshman - Seth Williams, WR, Auburn.

**Week 11 (Games of Nov. 10):** Offense - Trayveon Williams, RB, Texas A&M; D'Andre Swift, RB, Georgia; Defense - Darrell Taylor, LB, Tennessee; Special Teams - Braden Mann, P/KOS, Texas A&M; Offensive Lineman - Jonah Williams, LT, Alabama; Martez Ivey, OL, Florida; Defensive Lineman - Quinnen Williams, DL, Alabama; Freshman - Daniel Parker, TE, Missouri.

**Week 12 (Games of Nov. 17):** Offense - Drew Lock, QB, Missouri; Defense - Johnathan Abram, S, Mississippi State; Josh Paschal, LB, Kentucky; Special Teams - Luke Logan, PK, Ole Miss; Offensive Lineman - Deion Calhoun, OG, Mississippi State; Defensive Lineman - Dayo Obeyingbo, DL, Vanderbilt; Freshman - Justin Fields, QB, Georgia.

**Week 13 (Games of Nov. 22-24):** Offense - Kyle Shurmur, QB, Vanderbilt; Tua Tagovailoa, QB, Alabama; Defense - Jordan Elliott, DT, Missouri; Devin White, LB, LSU; Special Teams - Braden Mann, P/KOS, Texas A&M; Offensive Lineman - Erik McCoy, C, Texas A&M; Elgton Jenkins, C, Mississippi State; Defensive Lineman - Jeffery Simmons, DL, Mississippi State; Freshman - C.J. Bolar, WR, Vanderbilt.

### 2019 SEASON

**Week 1 (Games of Aug. 24-Aug. 31):** Offense - Joe Burrow, QB, LSU; Tua Tagovailoa, QB, Alabama; Defense - Jeremiah Dinson, DB, Auburn; Special Teams - Rodrigo Blankenship, PK, Georgia; Offensive Lineman - Andrew Thomas, OT, Georgia; Defensive Lineman - Jonathan Greenard, DL, Florida; DJ Dale, NT, Alabama; Freshman - Bo Nix, QB, Auburn.

**Week 2 (Games of Sept. 7):** Offense - Joe Burrow, QB, LSU; Defense - Nick Bolton, LB, Missouri; Special Teams - Cade York, PK, LSU; Offensive Lineman - Landon Young, OT, Kentucky; Darryl Williams, C, Mississippi State; Defensive Lineman - Marlon Davidson, DL, Auburn; Freshman - Matt Corral, QB, Ole Miss.

**Week 3 (Games of Sept. 14):** Offense - Tua Tagovailoa, QB, Alabama; Defense - David Reese II, LB, Florida; Special Teams - Connor Limpert, PK, Arkansas; Offensive Lineman - Landon Dickerson, OL, Alabama; Defensive Lineman - Marlon Davidson, DL, Auburn; Freshman - Ryan Hilinski, QB, South Carolina.

**Week 4 (Games of Sept. 21):** Offense - Joe Burrow, QB, LSU; Defense - Cale Garrett, DB, Missouri; Special Teams - Rodrigo Blankenship, PK, Georgia; Offensive Lineman - Brett Heggie, OL, Florida; Defensive Lineman - Derrick Brown, DL, Auburn; Freshman - Garrett Shrader, QB, Mississippi State.

**Week 5 (Games of Sept. 28):** Offense - Devonta Smith, WR, Alabama; Defense - D.J. Wonnum, DE, South Carolina; Special Teams - Joseph Charlton, P, South Carolina; Offensive Lineman - Mike Horton, OL, Auburn; Defensive Lineman - Jeremiah Moon, DL, Florida; Freshman - Bo Nix, QB, Auburn.

**Week 6 (Games of Oct. 5):** Offense - Freddie Swain, WR, Florida; Defense - Cale Garrett, LB, Missouri; Shawn Davis, DB, Florida; Special Teams - Rodrigo Blankenship, PK, Georgia; Offensive Lineman - Ben Brown, OL, Ole Miss; Defensive Lineman - Derrick Brown, DL, Auburn; Freshman - John Rhys Plumlee, QB, Ole Miss.

**Week 7 (Games of Oct. 12):** Offense - Joe Burrow, QB, LSU; Lynn Bowden, AP, Kentucky; Defense - Israel Mukaumu, DB, South Carolina; Special Teams - Jaylen Waddle, PR/WR, Alabama; Offensive Lineman - Yasir Durant, LT, Missouri; Trey Smith, LG, Tennessee; Defensive Lineman - Javon Kinlaw, DL, South Carolina; Freshman - Derek Stingley Jr., DB, LSU.

**Week 8 (Games of Oct. 19):** D'Andre Swift, RB, Georgia; Defense - Buddy Johnson, LB, Texas A&M; Jacoby Stevens, S, LSU; Special Teams - Harrison Smith, P, Vanderbilt; Offensive Lineman - Alex Leatherwood, OL, Alabama; Defensive Lineman - Marlon Davidson, DL, Auburn; Freshman - Jacob Copeland, WR, Florida.

**Week 9 (Games of Oct. 26):** Jauan Jennings, WR, Tennessee; Lynn Bowden, AP, Kentucky; Defense - Jacoby Stevens, S, LSU; Daniel Bituli, LB, Tennessee; Special Teams - Matt Duffy, P, Kentucky; Offensive Lineman - Brandon Kennedy, OL, Tennessee; Defensive Lineman - Calvin Taylor, DT, Kentucky; Freshman - D.J. Williams, RB, Auburn.

## SEC FOOTBALL NOTES

### SEC FOOTBALL INSTANT REPLAY STATISTICS

	Games Using SEC Replay	Play Stoppages	Plays Overturned	Average Length of Review
2005	77	66	17 (25.76%)	1:53
2006	89	123	29 (32.58%)	1:41
2007	87	139	38 (43.68%)	1:36
2008	85	122	39 (45.91%)	1:24
2009	85	115	28 (32.91%)	1:26
2010	85	119	37 (43.70%)	1:36
2011	86	95	36 (41.86%)	1:37
2012	101	138	52 (51.46%)	1:28
2013	101	146	54 (52.74%)	1:22
2014	101	166	62 (61.35%)	1:28
2015	103	203	76 (73.80%)	1:22
2016	98	219	93 (92.72%)	1:28
2017	102	211	93 (91.48%)	1:17
2018	101	235	119 (50.64%)	1:07
TOTALS	1203	1878	679 (56.46%)	

### 2019 INSTANT REPLAY STATISTICS

	Games Using SEC Replay	Play Stoppages	Plays Overturned	Average Length of Review
Week 1	9	18	10 (55.56%)	1:30
Week 2	10	21	11 (52.38%)	1:25
Week 3	11	24	11 (45.83%)	1:08
Week 4	7	18	8 (44.44%)	1:15
Week 5	5	8	4 (50.00%)	1:27
Week 6	5	14	8 (57.14%)	1:04
Week 7	7	15	4 (26.67%)	1:02
Week 8	7	10	5 (50.00%)	0:54
Week 9	5	17	6 (35.29%)	1:10
Week 10				
Week 11				
Week 12				
Week 13				
Week 14				
SECCG				
TOTALS	67	147	68 (46.26%)	1:13

### THIS IS SEC FOOTBALL

- For the 12th time in the last 13 seasons, a team from the SEC has now advanced to the national championship game. The SEC has won nine of those 12 contests, with two of the losses coming in the game's final seconds.
- The SEC sent four teams to New Year's Six bowl games for the first time in 2018, only the second time in the College Football Playoff era a league has accomplished that feat.
- Since Florida in January 2009, five different teams from the SEC have played for the national championship. Four of those five have multiple appearances and at least one victory since 2007.
- Not counting games versus each other, the SEC is 6-3 all-time in College Football Playoff games, playing in four of the five CFP Championship Games (winning two of the five).
- The SEC Championship on December 1 was the most-watched and highest-rated regular-season college football game on any network in seven years with a 10.1/23 rating/share and 17.5 million viewers. It also marked the second most-watched SEC Championship ever in 26 years since the game debuted in 1992.
- Six of the Top-10 rated bowl games last season involved a SEC team, including three of the Top 5.
- The SEC is 82-51 (.617) in bowl games since 2006, the only FBS league with a .600 or better winning percentage and 23 wins more than the next closest conference.
- The SEC has now won 32 games in the last five postseasons and has sent no less than eight teams to post-season bowls in each of the last 12 seasons.
- Teams from the SEC have posted 77 wins in the last 11 seasons against non-conference Top 25 teams (at time game was played), an average of seven wins per season.
- In the five seasons of the College Football Playoff era, only four programs nationally have been ranked No. 1 in the weekly CFP Top-25 Poll (which begins in late October each year) – three of those four programs are from the SEC.
- Eight different SEC teams, six from the SEC Western Division, have made BCS/New Year's Six bowl game appearances since 2006: Alabama, Arkansas, Auburn, Florida, Georgia, LSU, Ole Miss and Mississippi State.
- With Georgia and Alabama both earning victories in the CFP Semifinals in 2017, the national championship game featured two SEC teams for the second time in the last eight seasons.

## 2019 SEC FOOTBALL VIDEO REPLAY

### THE OBJECTIVE

To allow for specific types of officiating calls to be immediately reviewed during all games hosted by SEC teams.

### THE COACHES' CHALLENGE

The head coach may challenge the ruling of any reviewable play. He retains a challenge if his initial challenge is successful and thus results in a reversal by the replay official. The head coach will then have a single challenge that he may use anytime during the game if his team has not used all its timeouts. Thus a team may have a total of two challenges in the game, but only if the first results in a reversal of the on-field ruling. A head coach may not challenge an on-field ruling if all of the team's timeouts have been used for that half or extra period.

### THE SOURCE

All reviewable video comes direct from either the television network broadcasting the game or other TV production facilities that meet established conference standards and the coach's high end zone and high 50 yard line cameras. The coach's video is also made available to the TV producer. The Southeastern Conference has used instant replay since 2005.

### THE PLAYS

#### Scoring Plays

Reviewable plays involving a potential score include:

- A potential touchdown or safety. [Exception: Safety by penalty for fouls that are not specifically reviewable with the exception of the location of the passer when an intentional grounding foul results in a safety.]
- Field goal attempts if and only if the ball is ruled (a) below or above the crossbar or (b) inside or outside the uprights when it is lower than the top of the uprights. If the ball is higher than the top of the uprights as it crosses the end line, the play may not be reviewed.

#### Passes

Reviewable plays involving passes include:

- Pass ruled complete, incomplete or intercepted anywhere in the field of play or an end zone.
- Forward pass touched by a player (eligible or ineligible) or an official, including whether the touching is behind or beyond the line of scrimmage.
- Forward pass or forward handing when a ball carrier is or has been beyond the neutral zone.
- A forward pass or forward handing after a change of team possession.
- Pass ruled forward or backward when thrown from behind the neutral zone.
  - If the pass is ruled forward and is incomplete, the play is reviewable only if the ball goes out of bounds or if there is clear recovery of a loose ball in the immediate continuing football action after the loose ball or if the ball is out of bounds. If the replay official does not have indisputable video evidence as to which team recovers, the ruling of incomplete pass stands.
  - If the replay official reverses an incomplete forward pass ruling and the ball is recovered, it belongs to the recovering team at the spot of the recovery and any advance is nullified.

#### Dead Ball and Loose Ball

Reviewable plays involving potential dead balls and loose balls include:

- Loose ball by a potential passer ruled a fumble.
- Loose ball by a passer ruled incomplete forward pass when there is clear recovery in the immediate continuing action after the loose ball.
  - If the replay official does not have indisputable video evidence as to which team recovers, the ruling of incomplete pass stands.
  - If the replay official rules fumble, the ball belongs to the recovering team at the spot of the recovery and any advance is nullified.
- Live ball not ruled dead in possession of a ball carrier.

# 2019 SEC Football

---

d. Loose ball ruled dead (Rule 4-1-2-b-2), or live ball ruled dead in possession of a ball carrier when the clear recovery of a loose ball occurs in the immediate continuing football action.

1. If the ball is ruled dead and the replay official does not have indisputable video evidence as to which team recovers, the dead-ball ruling stands.

2. If the replay official rules that the ball was not dead, it belongs to the recovering team at the spot of the recovery and any advance is nullified.

e. Ball carrier's forward progress, spot of fumble, or spot of out of bounds backward pass, with respect to a first down or the goal line.

f. Catch or recovery of a fumble by a Team A player other than the fumbler before any change of possession during fourth down or a try.

g. Ball carrier in or out of bounds. If a ball carrier is ruled out of bounds, the play is not reviewable, except as in Rules 12-3-1-a and 12-3-3-d.

h. Catch, recovery or touching of a loose ball by a player in bounds or out of bounds.

i. A loose ball touching on or beyond a sideline, goal line, or end line, touching a pylon, or breaking the plane of a goal line.

j. Catch or recovery of a loose ball in the field of play or an end zone.

k. Forward fumble that goes out of bounds with respect to a first down.

l. Live ball declared dead under Rule 4-1-2-b-2 and b-3 (inadvertent whistle).

## Kicks

Reviewable plays involving kicks include:

a. Touching of a kick.

b. Player beyond the neutral zone when kicking the ball.

c. Kicking team player advancing a ball after a potential muffed kick/fumble by the receiving team.

d. Scrimmage kick crossing the neutral zone.

e. Blocking by Team A players before they are eligible to touch the ball on an on-side kick.

## Targeting

a. All targeting fouls shall be reviewed. The review includes all aspects of the targeting foul. For a Targeting foul to be confirmed, all elements of the Targeting foul must be confirmed. There is no option for stands as a part of the Targeting review. If any element of the Targeting foul cannot be confirmed, then the Replay Official shall overturn the targeting foul.

b. The Replay Official may create a targeting foul, but only when the targeting action is clear and obvious and the foul is not called by the officials on the field. Such a review may not be initiated by a coach's challenge.

## Miscellaneous

Situations that may be addressed by the replay official:

a. The number of players on the field for either team during a live ball.

b. Clock adjustment and status when a ruling is reviewed.

c. With less than one minute in either half and a replay review results in the on-field ruling being reversed, and the correct ruling would not have stopped the game clock, then the clock will be reset to the time the ball is declared dead by replay. The referee will subtract 10 seconds from the game clock and the game clock will start on the referee's signal. Either team may use a team timeout to avoid the runoff.

d. Clock adjustment at the end of any quarter. If at the end of any quarter the game clock expires, either during a down in which it should be stopped by rule through play when the ball becomes dead or following the down upon a request for an available team timeout, the replay official may restore time only under these conditions:

1. The replay official has indisputable video evidence that time should have remained on the game clock when the ball became dead or when the team timeout was granted;

2. In the second and fourth quarters only, the team in possession when the ball became dead would next put the ball in play from scrimmage (not the try);

3. In the fourth quarter only, either the score is tied or the team that will next snap the ball is behind by eight points or fewer; and

4. The replay official's video evidence includes the timeout signal by an official in the case where the game clock should have stopped for a requested team timeout.

e. Correcting the number of a down.

1. This includes the result of a penalty enforcement that includes an automatic first down or loss of down.

2. The correction may be made at any time within that series of downs or before the ball is legally put in play after that series.

f. Any person who is not a player interfering with live-ball action occurring in the field of play (Rule 9-2-3).

g. An injured player at the initiation of the medical observer.

## Limitations on Reviewable Plays

No other plays or officiating decisions are reviewable. However, the replay official may correct egregious errors, including those involving the game clock, whether or not a play is reviewable. This excludes fouls that are not specifically reviewable (Reviewable fouls: Rules 12-3-2-c and d, 12-3-4-b and -e and 12-3-5-a).

## Reviewable Fouls

The following plays are reviewable and the replay official may create a foul when there is no call by the on-field officials:

a. Player making a forward pass or forward handoff when beyond the neutral zone or after a change of possession.

b. Player beyond the neutral zone when kicking the ball.

c. Blocking by Team B players before they are eligible to touch the ball on an onside kick.

d. The number of players on the field for either team during a live ball.

e. Illegal touching of a forward pass by an originally eligible receiver who has gone out of bounds.

f. Player who is out of bounds touching a free kick that had not been touched inbounds.

g. Forward pass that becomes illegal as a second pass after an on-field ruling of a backward pass is reversed.

h. A clear, obvious and egregious targeting foul.

## THE PROCESS

Each SEC football stadium has a secured replay booth equipped with the HD Instant Replay system provided by DVSPORT. Three individuals work in the booth for the duration of the game: 1. Replay Official, 2. Communicator, 3. Technician. The Replay Official and the Communicator are selected and assigned by the Conference Office.

A live HD video feed is sent directly to the replay booth from the TV truck. The Technician watches the feed on an input monitor while recording it into the DVSPORT Replay System. The Technician also marks the beginning of each play while the Communicator marks all incoming replays.

Each play and subsequent replay then appears on a touch screen in front of the Replay Technician. As the Technician and the Communicator mark the incoming video, each view will appear as a small picture on the computer touch screen. At any time, the Replay Technician can touch the thumbnail and immediately send that play or replay to the Replay Official.

With the Communicator's assistance, the Replay Official can quickly jump between replays while playing back the video. All replay video navigation is done via a jog shuttle remote controlled by the Replay Official. All video is viewed on an HD monitor that sits in front of the Replay Official. The touch screen is only used to select the replays and to log specific play data in the event a call is overturned.

While all plays are reviewed between the whistle and the beginning of the next play, the Replay Official can stop play on the field by using a pager system. Seven of the eight on-field officials wear pagers. If play is stopped the Referee announces on the stadium PA microphone that play has been stopped so the previous play can be reviewed. The Referee then proceeds to the sideline headset, which provides direct communication to the Replay Official in the booth. Once the play has been reviewed, the Replay Official notifies the Referee, who then announces the decision on the stadium PA system.

## RECENT ADDITIONS

\*For the 2016 season, the SEC will utilize the new experimental rule that allows personnel in a separate secure location identified by the conference to assist the Instant Replay Official at the stadium in making decisions. The SEC will locate 3 Instant Replay Officials in the SEC Video Center each week to collaborate with the onsite Replay Official during any replay stoppage. The 3 Replay Officials in the Video Center will have real time video and communications with the Replay Official in the stadium to aid in this collaboration. The goal of this process will be consistency in decision making and to help avoid incorrect outcomes.

\* Monitors may be used to view a live telecast or webcast in the football coaching booth. The home team is responsible for assuring identical television capability in the coaches' booths of both teams. This capability may not include replay equipment or recorders.

\* If at the end of any quarter the game clock expires, either during a down in which it should be stopped by rule through play when the ball becomes dead or following the down upon a request for an available team timeout, the replay official may restore time only under these conditions:

1. The replay official has indisputable video evidence that time should have remained on the game clock when the ball became dead or when the team timeout was granted;

2. The team in possession when the ball became dead would next put the ball in play from scrimmage;

3. In the fourth quarter only, either the score is tied or the team that will next snap the ball is behind by eight points or fewer; and

4. The replay official's video evidence includes the timeout signal by an official in the case where the game clock should have stopped for a requested team timeout.

## THE EQUIPMENT

Each SEC member institution uses the new multi-view HD Replay System developed by DVSPORT. The replay systems are maintained by the home institution with technical support from DVSPORT.

SEC vs. NON-CONFERENCE TEAMS

2019 SEC NON-CONFERENCE RECORD [31-11]

(Includes Bowl Games)

Conference	2019 App.	W-L	Pct.	Since 1995*
American	2	1-1	.000	37-35 (.514) #
Atlantic Coast	4	2-2	.500	117-84 (.582)
Big Ten	1	0-1	-	58-39 (.598)
Big 12	3	2-1	.667	54-40-1 (.574)
Conference USA	2	2-0	-	158-28 (.849)
Mid-American	4	4-0	1.000	73-6 (.924)
Mountain West	5	2-3	.400	27-11 (.711)
Pac-12	2	1-1	.500	24-17 (.585)
Sun Belt	6	5-1	.833	171-11 (.940)
Western Athletic	0	0-0	-	50-7 (.877)
FBS Independent	3	2-1	.667	64-21 (.753)
Non-FBS	10	10-0	1.000	195-4 (.980)

\*-using alignment during year played.

# - formerly BIG EAST.

SEC NON-CONFERENCE RECORD (Since 1992)

Regular Season

Year	App.	W-L	Pct.	Bowls
1992	36	27-9	.750	5-1
1993	36	28-7-1	.792	2-2
1994	36	27-8-1	.764	3-2
1995	36	29-7	.806	2-4
1996	36	27-9	.750	5-0
1997	36	32-4	.889	5-1
1998	36	27-9	.750	4-4
1999	36	28-8	.778	4-4
2000	36	27-9	.750	4-5
2001	36	29-7	.806	5-3
2002	49	37-12	.755	3-4
2003	46	31-15	.674	5-2
2004	36	25-11	.694	3-3
2005	36	27-9	.750	3-3
2006	48	41-7	.854	6-3
2007	48	40-8	.825	7-2
2008	48	37-11	.771	6-2
2009	48	42-6	.875	6-4
2010	48	41-7	.854	5-5
2011	48	42-6	.875	5-2
2012	56	48-8	.857	6-3
2013	56	47-9	.839	7-3
2014	55	48-7	.863	7-5
2015	55	45-10	.815	9-2
2016	54	42-12	.778	6-7
2017	55	45-10	.818	5-6
2018	56	50-6	.893	6-6
2019	42	31-11	.738	
<b>TOTALS</b>	<b>1244</b>	<b>1,000-242-2</b>	<b>.805</b>	<b>140-95 (.596)</b>
<b>TOTAL w/ BOWLS</b>	<b>1488</b>	<b>1,144-342-2</b>	<b>.769</b>	

Non-Conference Records (Does not include bowl games)

School	SINCE 1933					SINCE 2000					Current Streak
	Games	Won	Lost	Tied	Pct.	Games	Won	Lost	Tied	Pct.	
Alabama	342	275	61	6	.812	75	64	11	0	.853	W43
Arkansas	99	78	21	0	.796	75	63	12	0	.840	L1
Auburn	345	262	75	8	.771	75	63	12	0	.840	W9
Florida	368	252	107	9	.697	73	57	16	0	.781	W7
Georgia	396	293	89	14	.757	75	67	8	0	.893	W11
Kentucky	353	243	102	9	.699	74	56	18	0	.757	W6
LSU	376	285	80	11	.773	74	70	4	0	.946	W8
Ole Miss	363	265	90	8	.743	75	56	19	0	.747	L1
Mississippi State	337	245	84	8	.739	75	55	20	0	.733	L1
Missouri	32	26	6	0	.813	32	26	6	0	.813	W3
South Carolina	98	72	26	0	.735	74	59	15	0	.797	W1
Tennessee	378	298	71	9	.800	75	61	14	0	.813	W1
Texas A&M	31	28	3	0	.903	31	28	3	0	.903	W1
Vanderbilt	338	206	123	9	.623	75	48	27	0	.640	L1
<b>TOTALS</b>	<b>3856</b>	<b>2828</b>	<b>938</b>	<b>91</b>	<b>.745</b>	<b>958</b>	<b>773</b>	<b>185</b>	<b>0</b>	<b>.807</b>	---

STATE OF THE SEC

Record Last Five Years (2015-Current)

	W-L	Pct.	Bowls	SECCG App.	SEC Champ	National Champ	AP Top 25
Alabama	63-4	.940	4	3	3	2	4
Georgia	48-14	.774	4	2	1	0	2
LSU	44-14	.759	4	0	0	0	4
Florida	40-19	.678	4	2	0	0	3
Auburn	39-22	.639	3	1	0	0	2
Texas A&M	37-23	.617	4	0	0	0	1
Mississippi State	35-25	.583	4	0	0	0	1
Kentucky	33-26	.559	4	0	0	0	1
Ole Miss	28-28	.500	1	0	0	0	1
Missouri	29-29	.500	2	0	0	0	0
Tennessee	30-28	.517	2	0	0	0	2
South Carolina	28-31	.475	3	0	0	0	0
Arkansas	23-34	.404	2	0	0	0	0
Vanderbilt	23-34	.404	2	0	0	0	0

Record Last 10 Years (2010-Current)

	W-L	Pct.	Bowls	SECCG App.	SEC Champ	National Champ	AP Top 25
Alabama	120-13	.902	9	5	5	4	9
LSU	96-28	.774	9	1	1	0	8
Georgia	94-35	.729	9	4	1	0	5
Auburn	84-43	.685	8	3	2	1	5
Texas A&M	81-44	.648	9	0	0	0	3
Florida	77-45	.631	7	2	0	0	4
Missouri	84-53	.613	7	2	0	0	2
South Carolina	76-49	.608	8	1	0	0	4
Mississippi State	73-51	.589	9	0	0	0	3
Ole Miss	58-61	.487	4	0	0	0	2
Arkansas	58-62	.483	5	0	0	0	2
Tennessee	58-62	.483	4	0	0	0	2
Kentucky	53-67	.442	4	0	0	0	1
Vanderbilt	52-68	.433	5	0	0	0	2

SHUTOUTS IN THE SEC SINCE 1992

Which defenses in the SEC have posted the most shutouts since 1992:

Team	Total	Last
Alabama	34	11/3/18 vs. LSU (29-0)
Arkansas	9	10/20/17 vs. Tulsa (23-0)
Auburn	16	11/17/18 vs. Liberty (53-0)
Georgia	16	10/19/19 vs. Kentucky (21-0)
Florida	14	9/28/19 vs. Towson (38-0)
Kentucky	5	9/5/09 vs. Miami, Ohio (42-0)
LSU	20	9/8/18 vs. Southeastern Louisiana (31-0)
Ole Miss	13	11/8/14 vs. Presbyterian (48-0)
Mississippi State	10	9/2/17 vs. Charleston Southern (49-0)
Missouri	11	9/14/19 vs. SE Missouri State (50-0)
South Carolina	7	8/28/08 vs. N.C. State (34-0)
Tennessee	20	9/14/19 vs. Chattanooga (45-0)
Texas A&M	11	9/10/16 vs. Prairie View A&M (67-0)
Vanderbilt	4	9/9/17 vs. Alabama A&M (42-0)

CURRENT CONSECUTIVE GAMES WITHOUT BEING SHUTOUT

Southeastern Conference	Gms	Last Time Shutout
1. *Florida	391	Oct. 29, 1988 (lost to Auburn, 16-0)
2. Georgia	308	Sept. 30, 1995 (lost to Alabama, 31-0)
3. Alabama	248	Nov. 18, 2000 (lost to Auburn, 9-0)
4. Auburn	86	Nov. 24, 2012 (lost to Alabama, 49-0)
5. Missouri	64	Oct. 11, 2014 (lost to Georgia, 34-0)
6. Texas A&M	63	Oct. 18, 2014 (lost to Alabama, 59-0)
7. Ole Miss	58	Nov. 22, 2014 (lost to Arkansas, 30-0)
8. Vanderbilt	26	Sept. 23, 2017 (lost to Alabama, 59-0)
9. Tennessee	26	Sept. 30, 2017 (lost to Georgia, 41-0)
10. LSU	11	Nov. 3, 2018 (lost to Alabama, 29-0)
11. Mississippi State	10	Nov. 10, 2018 (lost to Alabama, 24-0)
T12. Arkansas	8	Nov. 23, 2018 (lost to Missouri, 38-0)
T12. South Carolina	8	Dec. 29, 2018 (lost to Virginia 28-0)
14. Kentucky	1	Oct. 19, 2019 (lost to Georgia, 21-0)

\* - Longest streak in NCAA FBS history.

SEC STATISTICAL TRENDS

Below are some statistical trends in the SEC since conference expansion in 1992 through the 2018 season (Averages per Game Only):

Category	1992	1993	1994	1995	1996	1997	1998	1999	2000	2001	2002	2003	2004	2005	2006	2007	2008	2009	2010	2011	2012	2013	2014	2015	2016	2017	2018
Scoring Offense	21.7	24.7	26.3	27.1	24.6	25.7	25.9	24.9	26.4	27.7	25.6	27.3	25.0	24.1	25.4	30.3	25.6	28.4	31.0	27.3	30.4	31.7	31.5	28.4	29.8	29.8	32.16
Total Offense	335.1	367.2	366.9	376.7	344.7	372.6	376.4	349.5	364.8	399.2	360.4	376.9	368.9	348.3	351.6	385.9	342.9	378.6	400.2	355.0	402.4	432.5	417.7	399.6	422.2	400.2	425.08
Rushing Offense	167.4	169.8	165.1	153.7	144.7	137.9	144.0	127.7	140.9	154.1	163.9	157.8	166.6	141.4	140.5	168.4	147.1	175.8	175.2	161.1	168.4	197.0	189.0	177.1	198.3	181.6	186.29
Passing Offense	167.7	197.4	201.8	223.0	200.0	234.7	232.4	221.8	223.9	245.1	196.5	219.1	202.3	206.9	211.1	217.5	195.8	202.8	225.0	193.9	234.0	235.5	228.7	222.4	224.0	218.6	238.80
Percent Run	49.9%	46.2%	44.9%	40.8%	41.9%	37.0%	38.3%	36.5%	38.6%	38.6%	45.5%	41.9%	45.2%	40.6%	39.9%	43.6%	42.9%	46.4%	43.8%	45.4%	41.8%	45.5%	45.2%	44.3%	47.0%	45.4%	43.8%
Percent Pass	50.1%	53.8%	55.1%	59.2%	58.1%	63.0%	61.7%	63.5%	61.4%	61.4%	54.5%	58.1%	54.8%	59.4%	60.1%	56.8%	57.1%	53.6%	56.2%	54.6%	58.2%	54.5%	54.8%	55.7%	53.0%	54.6%	56.2%
Scoring Defense	18.8	19.6	21.7	22.5	20.9	21.2	22.3	21.0	22.2	23.7	21.2	22.5	21.2	20.7	19.4	23.8	20.5	20.8	23.7	20.7	23.0	24.8	23.4	21.9	24.8	25.1	23.5
Total Defense	315.1	329.9	340.9	349.0	320.3	339.1	349.5	322.4	337.1	372.5	329.2	346.6	336.9	327.6	315.0	352.9	309.4	328.7	350.3	320.7	361.3	379.8	370.3	358.1	393.1	366.3	365.3
Rushing Defense	145.8	146.1	151.4	141.6	131.7	121.6	132.9	107.3	128.8	140.7	143.1	137.7	149.5	131.7	128.4	147.4	122.3	140.7	141.2	143.8	140.2	161.0	157.7	151.0	174.8	162.9	148.1
Passing Defense	169.3	183.8	189.5	207.4	188.6	217.5	216.6	215.1	208.3	231.8	186.1	208.9	187.4	195.9	186.6	205.5	187.1	188.0	209.1	176.9	221.2	218.7	212.6	207.1	218.4	203.5	217.2
Percent Run	46.3%	44.3%	44.4%	40.6%	41.1%	35.9%	38.0%	33.3%	38.2%	37.8%	43.5%	39.7%	44.4%	40.2%	40.8%	41.8%	39.5%	42.8%	40.3%	44.8%	38.7%	42.4%	42.6%	42.3%	44.5%	44.5%	40.5%
Percent Pass	53.7%	55.7%	55.6%	59.4%	58.9%	64.1%	62.0%	66.7%	61.8%	62.2%	56.5%	60.3%	55.6%	58.8%	59.2%	58.2%	60.5%	57.2%	59.7%	55.2%	61.3%	57.6%	57.4%	57.8%	55.5%	55.6%	59.5%

Career Statistical Leaders

Points Scored

1. 480 - Daniel Carlson, Auburn (198 PATs, 92 FGs, 1 TD, 53 games) ..2014-17
  2. 412 - Blair Walsh, Georgia (184 PATs, 76 FGs, 53 games).....2008-11
  3. 409 - Billy Bennett, Georgia (148 PAT, 87 FGs, 50 games) .....2000-03
  4. 407 - Marshall Morgan, Georgia (215 PATs, 64 FGs, 51 games) 2012-15
  5. 385 - Leigh Tiffin, Alabama (136 PATs, 83 FGs, 46 games) .....2006-09
  6. **379 - Rodrigo Blankenship, Georgia (184 PAT, 65 FGs, 49 games) 2016-19**
  7. 371 - Jeff Hall, Tennessee (188 PAT, 61 FGs, 46 games).....1995-98
  8. 369 - Colt David, LSU (201 PATs, 54 FGs, 1 TD, 52 games) .....2005-09
  9. 368 - Jeff Chandler, Florida (67 FGs, 167 PATs, 46 games) .....1997-2001
  10. 363 - Wes Byrum, Auburn (183 PATs, 60 FGs, 51 games).....2007-10
- 
- 338 - Tucker McCann, Missouri .....2016-19**

Points Scored by Kicking

1. 474 - Daniel Carlson, Auburn (198 PATs, 92 FGs, 53 games) .....2014-17
  2. 412 - Blair Walsh, Georgia (184 PATs, 76 FGs, 53 games).....2008-11
  3. 409 - Billy Bennett, Georgia (148 PAT, 87 FGs, 50 games) .....2000-03
  4. 407 - Marshall Morgan, Georgia (215 PATs, 64 FGs, 51 games) 2012-15
  5. 385 - Leigh Tiffin, Alabama (136 PATs, 83 FGs, 46 games) .....2006-09
  6. **379 - Rodrigo Blankenship, Georgia (184 PAT, 65 FGs, 49 games) 2016-19**
  7. 371 - Jeff Hall, Tennessee (188 PAT, 61 FGs, 46 games).....1995-98
  8. 368 - Jeff Chandler, Florida (67 FGs, 167 PATs, 46 games) .....1997-2001
  9. 363 - Colt David, LSU (201 PATs, 54 FGs, 52 games) .....2005-09
  10. 363 - Wes Byrum, Auburn (183 PATs, 60 FGs, 51 games).....2007-10
- 
- 338 - Tucker McCann, Missouri .....2016-19**

Receptions

1. 262- Jordan Matthews, Vanderbilt (3,759 yards) ....2010-13
  2. 236 - Earl Bennett, Vanderbilt (2,852 yards) .....2005-07
  3. 234 - Christian Kirk, Texas A&M (2,856 yards) .....2015-17
  4. 228 - Amari Cooper, Alabama (3,463 yards).....2012-15
  5. 224 - Calvin Ridley, Alabama (2,781 yards) .....2015-17
  6. **211 - Bryan Edwards, South Carolina (2,816 yards)..... 2016-19**
  7. 208 - Craig Yeast, Kentucky (2,899 yards).....1995-98
  8. 207 - Kenny McKinley, South Carolina (2,781 yards)..... 2005-09
  9. 204 - Terrence Edwards, Georgia (3,093 yards)....1999-2002
  10. 202 - Laquon Treadwell, Ole Miss (2,393 yards) ..... 2013-15
- 
- 183 - Kalija Lipscomb, Vanderbilt (2,222 yards) .....2016-19**

Touchdown Receptions

1. 31 - Chris Doering, Florida (40 games) .....1992-95
  - 31 - Amari Cooper, Alabama (40 games).....2012-15
  3. 30 - Terrence Edwards, Georgia (45 games) .....1999-2002
  - 30 - Josh Reynolds, Texas A&M (38 games) .....2014-16
  5. 29 - Ike Hilliard, Florida (32 games) .....1994-96
  - 29 - Terry Beasley, Auburn (30 games).....1969-71
  - 29 - Jack Jackson, Florida (38 games) .....1992-94
  8. 28 - Craig Yeast, Kentucky (43 games) .....1995-98
  10. 27 - Jabar Gaffney, Florida (23 games).....2000-2001
  - 27 - Marcus Monk, Arkansas (40 games).....2004-07
- 
- 23 - Henry Rugs III, Alabama ..... 2017-19**
- 23 - Jerry Jeudy, Alabama ..... 2017-19**

Field Goals Made

1. 92 - Daniel Carlson, Auburn (114 atts.) .....2014-17
  2. 87 - Billy Bennett, Georgia (110 atts.) .....2000-03
  3. 83 - Leigh Tiffin, Alabama (109 atts.) .....2006-09
  4. 78 - Philip Doyle, Alabama (105 atts.).....1987-90
  5. 77 - Kevin Butler, Georgia (98 atts.) .....1981-84
  6. 76 - Blair Walsh, Georgia (103 atts.).....2008-11
  7. 71 - Fuad Reveiz, Tennessee (95 atts.) .....1981-84
  - 71 - Austin MacGinnis, Kentucky .....2014-17
  9. 70- Caleb Sturgis, Florida (87 atts.) .....2008-12
  10. 67 - Jeff Chandler, Florida (80 atts.) .....1997-2001
- 
- 65 - Rodrigo Blankenship, Georgia (78 atts.) ..... 2016-19**
- 56 - Tucker McCann, Missouri (79 atts.) ..... 2016-19**

PAT kicks made

1. 215 - Marshall Morgan, Georgia (220 atts.) .....2012-15
  2. 201 - Colt David, LSU (204 atts.).....2005-08
  3. 198 - Daniel Carlson, Auburn (198 atts.) .....2014-17
  4. 188 - Jeff Hall, Tennessee (194 atts.) .....1995-98
  5. 184 - Blair Walsh, Georgia (186 atts.).....2008-11
  - 184 - Rodrigo Blankenship, Georgia (184 atts.) ... 2016-19**
  7. 183 - Wes Byrum, Auburn (186 atts.) .....2007-10
  - 183 - Aaron Medley, Tennessee (184 atts.) .....2014-17
  9. 182 - Adam Griffith, Alabama (183 atts.) .....2013-16
  10. 172 - Jeremy Shelley, Alabama (175 atts.) .....2009-12
- 
- 170 - Tucker McCann, Missouri (182 atts.) ..... 2016-19**

Passing Touchdowns

1. 121- Aaron Murray, Georgia .....2010-13
  2. 114 - Danny Wuerffel, Florida .....1993-96
  3. 99 - Drew Lock, Missouri .....2015-18
  4. 89 - Peyton Manning, Tennessee.....1994-97
  5. 88 - Chris Leak, Florida .....2003-06
  - 88 - Tim Tebow, Florida .....2006-09
  7. 81 - Eli Manning, Ole Miss .....2000-03
  - 81 - Tua Tagovailoa, Alabama ..... 2017-19**
  9. 79 - Andre' Woodson, Kentucky .....2004-07
  10. 78 - Jared Lorenzen, Kentucky .....2000-03
- 
- 63 - Jake Fromm, Georgia .....2017-19**

Reception Yardage

1. 3,759- Jordan Matthews, Vanderbilt .....2010-13
  2. 3,463 - Amari Cooper, Alabama .....2012-15
  3. 3,093 - Terrence Edwards, Georgia .....1999-2002
  4. 3,042 - Alshon Jeffery, South Carolina .....2009-11
  5. 3,001 - Josh Reed, LSU .....1999-2001
  6. 2,984 - A.J. Brown, Ole Miss .....2016-18
  7. 2,964 - Boo Mitchell, Vanderbilt.....1985-88
  8. 2,934 - Jarius Wright, Arkansas.....2008-11
  9. 2,923 - DJ Hall, Alabama .....2004-07
  10. 2,899 - Craig Yeast, Kentucky .....1995-98
- 
- 2,816 - Bryan Edwards, South Carolina .....2016-19**

Field Goal Percentage (Min. 25 Made)

1. 87.8 - Bobby Raymond, Florida .....1982-84
2. 87.2 - Bryson Rose, Ole Miss .....2010-12
3. 83.9 - Josh Jasper, LSU .....2007-10
4. 83.8 - Jeff Chandler, Florida .....1997-2001
5. **83.3 - Rodrigo Blankenship, Georgia .....2016-19**
6. 82.9 - Berj Yepremian, Florida .....1976-78
7. 82.1 - Judd Davis, Florida .....1992-94
8. 81.3 - David Brownध्ये, LSU .....1986-89
9. 80.3 - Brandon Coutu, Georgia .....2004-07
10. 80.0 - Jeremy Shelley, Alabama .....2009-12



# SEC FOOTBALL BOWL AGREEMENTS

The Southeastern Conference has agreements with nine postseason bowls, not including College Football Playoff/New Year's Six games, and a process for the assignment of SEC member schools to bowl games that began with the 2014 season and extending for six years through the 2019 season .

The current SEC bowl process coincided with the beginning of the College Football Playoff that followed the 2014 college football season . The SEC also participates in the Allstate Sugar Bowl and the Capital One Orange Bowl (in selected years) . Under the current SEC bowl system, the Citrus Bowl in Orlando (vs . Big Ten), a longtime SEC bowl, will have the first selection of available SEC teams after any conference schools have qualified for the College Football Playoff, New Year's Six, or the Allstate Sugar Bowl .

Following the Citrus Bowl, there will be a pool of six bowls comprised of the Outback Bowl in Tampa (vs . Big Ten), Franklin American Mortgage Music City Bowl in Nashville (vs . ACC/ Big Ten), TaxSlayer Gator Bowl in Jacksonville (vs . ACC/Big Ten), AutoZone Liberty Bowl in Memphis (vs . Big 12), Academy Sports + Outdoors Texas Bowl in Houston (vs . Big 12) and Belk Bowl in Charlotte (vs . ACC) . In consultation with SEC member institutions, as well as these six bowls, the conference will make the assignments for the bowl games in the pool system .

The SEC also has a relationship with both the Birmingham Bowl (vs . American) and the Walk-On's Independence Bowl in Shreveport (vs . ACC). The Birmingham Bowl will have the first selection of available teams following the pool of six bowls . The Independence Bowl will have the next selection of available teams following the Birmingham Bowl.

## 2019 SEC Bowl Selection Process

CFP BOWLS: Orange (Semifinal), Cotton (Semifinal), Sugar, Rose, Peach, Fiesta, CFP Championship

Contract Bowls:     Sugar (SEC vs . Big 12 when Sugar is not a semifinal game)  
                          Rose (Pac 12 vs . Big Ten when Rose is not a semifinal game)  
                          Orange (ACC vs . highest ranked SEC/Big Ten non-champion or Notre Dame when Orange is not a semifinal game)

Access Bowls:     Fiesta (Semifinal in 2019)  
                          Peach (Semifinal in 2019)  
                          Cotton

1) Which SEC Team qualifies for the CFP?

The winner of the SEC Championship Game automatically qualifies for a spot in the Sugar Bowl if that team is not selected to participate in the fourteam playoff . If the SEC Champion is selected to participate in the four-team playoff it will play in the Peach Bowl or Fiesta Bowl .

2) How can additional SEC teams be selected for the CFP?

Additional SEC teams may be selected for the CFP Semifinals (Peach or Fiesta) or one of the CFP access bowls (Cotton) based on its ranking in the final CFP Selection Committee rankings . There is no limit on the number of teams from any one conference that can be selected to participate in the CFP bowls .

3) How can a SEC Team be selected to participate in the Orange Bowl?

When the Orange Bowl is not a semifinal game and a SEC team is the highest ranked team by the CFP Selection Committee among the non-champions of the SEC and Big Ten and ranked higher than Notre Dame after the CFP semifinal games have been filled, then that team will participate in the Orange Bowl . There are eight years in which the Orange Bowl is not a semifinal game and the SEC is guaranteed three of the eight years, the Big Ten is guaranteed three of the eight years and the remaining two years can be filled by Notre Dame, the SEC or the Big Ten based on CFP Selection Committee rankings . The SEC Champion can never participate in the Orange Bowl unless it is a semifinal game .

4) How does the CFP selection process work in 2019-20?

The CFP Selection Committee ranks the top 25 teams and selects the four teams to participate in the semifinal games (Peach and Fiesta) . Then, after the contract bowls (Sugar, Orange and Rose) are filled based on conference agreements, the Committee will assign teams to fill the remaining access bowls (Cotton) . Each conference champion from the contract bowls (ACC, Big Ten, Big 12, SEC & Pac 12) has a guaranteed spot in its contracted bowl or in an access bowl (Cotton) if the contracted bowl is a semifinal game and the conference champion is not selected to participate in a semifinal game . The highest ranked champion from the Mountain West, American, Conference USA, Sun Belt or MAC is guaranteed a spot in a CFP bowl and the remaining spots are filled based on the rankings of teams after the contract bowls have been filled

# 2019 SEC Football

## SEC FOOTBALL BOWL AGREEMENTS

<b>Bowl</b>	<b>Contract Teams</b>	<b>Date</b>	<b>Time</b>	<b>Network</b>
Peach Bowl	Semifinal	Dec. 28, 2019	4 or 8 p.m. ET	ESPN
Fiesta Bowl	Semifinal	Dec. 28, 2019	4 or 8 p.m. ET	ESPN
Orange Bowl	ACC vs. SEC/Big Ten/ND	Dec. 30, 2019	8 p.m. ET	ESPN
Cotton Bowl	Filled by CFP Selection Committee	Dec. 28, 2019	Noon ET	ESPN
Rose Bowl	Big Ten vs. Pac-12	Jan. 1, 2020	5:00 pm ET	ESPN
Sugar Bowl	SEC vs. Big 12	Jan. 1, 2020	8:45 pm ET	ESPN
CFP NCG (New Orleans, La.)	Winners of Semifinal Games	Jan. 13, 2020	8:00 pm ET	ESPN

### SEC BOWLS

CITRUS BOWL: (Orlando, FL) vs . Big 10 (or ACC) January 1, 2020 – 1 p .m . ET – ABC  
After the CFP selection process the Citrus Bowl gets the first selection of available SEC Teams .

POOL OF SIX BOWLS: After the Citrus Bowl selects a team, there will be a pool of six bowls and the Conference, in consultation with the institutions and the bowls, will make the assignments for these six bowl games from all eligible SEC teams .

The pool of six bowls are as follows:

Texas Bowl (Houston, TX) vs . Big 12 – December 27 – 6:45 p .m . ET – ESPN

Belk Bowl (Charlotte, NC) vs . ACC – December 31 – Noon ET – ESPN

Music City Bowl (Nashville, TN) vs . ACC/Big Ten – December 30 – 4 p .m . ET – ESPN

TaxSlayer Gator Bowl (Jacksonville, FL) vs . Big Ten/ACC – Jan . 2 – 7 p .m . ET – ESPN

Liberty Bowl (Memphis, TN) vs . Big 12 – December 31– 3:45 p .m . ET – ESPN

Outback Bowl (Tampa, FL) vs . Big 10 – January 1 – 1 p .m . ET – ESPN

**BOWLS AFTER THE POOL OF SIX:**

Birmingham Bowl (Birmingham, AL) vs. American – January 2 – 3 p .m . ET – ESPN

The Birmingham Bowl selects after the CFP, Citrus Bowl and the Pool of Six Bowls (Outback Bowl, TaxSlayer Bowl, Music City Bowl, Texas Bowl, Belk Bowl and Liberty Bowl) .

Walk-On's Independence Bowl (Shreveport, LA) vs . ACC – December 26– 4 p .m . ET – ESPN

The Independence Bowl selects after the CFP, Citrus Bowl, the Pool of Six (Outback Bowl, TaxSlayer Bowl, Music City Bowl, Texas Bowl, Belk Bowl and Liberty Bowl) and the Birmingham Bowl



## SEC BOWL SUCCESS

### NATIONAL CHAMPIONS SINCE 1992

Since the first SEC expansion in 1992, the SEC has the most national championships (AP, USA Today) with 13. During that time, the SEC has had more teams with national titles than any other conference (5). Here is a breakdown:

SEC (13) Florida (2008, 2006, 1996), LSU (2003, 2007), Tennessee (1998), Alabama (1992, 2009, 2011, 2012, 2015, 2017), Auburn (2010)  
 Big 12 (5) Texas (2005), Oklahoma (2000), Nebraska (1994, 1995, 1997)  
 ACC (5) Florida State (1993, 1999, 2013), Clemson (2016, 18)  
 Big Ten (3) Ohio State (2002, 2014), Michigan (1997)  
 Pac-10 (2) Southern California (2003, 2004)  
 Big East (1) Miami, Fla. (2001)

The SEC was the first conference to claim four consecutive Associated Press (first poll - 1936), National Football Foundation and College Hall of Fame (first poll - 1959), Football Writers Association of America (first poll - 1954) and USA Today or UPI Coaches Poll (first poll - 1950) national championships.

### SEC IN BOWL GAMES

• Since 2006, the SEC has accrued more bowl wins (82) and appearances (133) than any other conference. The conference's .628 bowl winning percentage is first among FBS leagues during that time.

SEC	82-51	.617
Sun Belt	25-17	.595
Mountain West	41-32	.562
Conference USA	41-36	.532
Pac-12	45-41	.523
American	40-37	.519
Independents	14-13	.519
Big 12	50-47	.515
ACC	59-63	.484
Big Ten	47-62	.431
MAC	17-50	.254

• The SEC is 6-3 in College Football Playoff games (not versus each other) and 1-2 in College Football Playoff National Championship Games (not versus each other). The SEC has appeared in four of the five CFP National Championship Games, winning two. The SEC finished 9-2 in BCS National Championship Games (LSU 2-1, Florida 2-0, Alabama 3-0, Tennessee 1-0, Auburn 1-1), 8-1 vs. non-SEC competition. The SEC had the most wins (17) and the highest winning percentage of any conference that has three-or-more appearances in BCS bowl games. The SEC was 17-10 in BCS games (.630 percentage), 16-9 (.640) in non-conference. Since 2006, the SEC has posted a 15-8 (.652) record in BCS/CFP games, more wins, appearances and winning percentage than any other conference.

• With conference limits being removed in 2014 with the College Football Playoff, the SEC became the first conference to place three teams in CFP/BCS postseason bowls: Ole Miss (Chick-fil-A); Mississippi State (Orange); Alabama (Sugar/National Semifinal).

• Eight different SEC teams, six from the SEC Western Division, have made BCS/New Year's Six bowl game appearances since 2006: Alabama, Arkansas, Auburn, Florida, Georgia, LSU, Ole Miss and Mississippi State.

### SEC SENDS 11 TO POSTSEASON BOWLS, INCLUDING FOUR TO NEW YEAR'S SIX

Eleven Southeastern Conference football teams learned their post-season bowl destinations on Dec. 2 including No. 1-ranked Alabama which will play No. 4 Oklahoma in the Orange Bowl on December 29 in a semifinal game for the College Football Playoff.

The College Football Playoff committee first selected teams for the national semifinal games, the Capital One Orange Bowl and the Goodyear Cotton Bowl. The committee later announced the participants in the Rose Bowl Game presented by Northwestern Mutual, Allstate Sugar Bowl, Chick-fil-A Peach Bowl and PlayStation Fiesta Bowl.

Georgia will play in the Allstate Sugar Bowl on January 1 against Texas. In the contracted New Year's Day game between the SEC and Big 12, the SEC places its conference champion in the Sugar Bowl, or the SEC team that is highest ranked in the CFP standings who is not otherwise selected for the CFP Semifinals.

In other CFP New Year's Six Games as determined by the CFP Selection Committee, Florida will play Michigan in the Chick-fil-A Peach Bowl and LSU will face Central Florida in the PlayStation Fiesta Bowl.

Next, the VRBO Citrus Bowl selected Kentucky from the SEC to play Penn State.

This marks the fifth year the conference has assigned league schools to an "SEC Bowl Pool" that includes the Academy Sports + Outdoors Texas Bowl in Houston, the Franklin American Mortgage Music City Bowl in Nashville, the Belk Bowl in Charlotte, the AutoZone Liberty Bowl in Memphis, the TaxSlayer Gator Bowl in Jacksonville and the Outback Bowl in Tampa.

Vanderbilt will play a Big 12 opponent in the Academy Sports + Outdoors Texas Bowl, Auburn will play a Big Ten opponent in the Franklin American Mortgage Music City Bowl, South Carolina will play an ACC opponent in the Belk Bowl, Missouri will play a Big 12 opponent in the AutoZone Liberty Bowl, Texas A&M will play an ACC opponent in the TaxSlayer Gator Bowl and Mississippi State will play a Big Ten opponent in the Outback Bowl.

"The SEC Bowl Pool participants are determined after conversations with bowl partners and discussions with school personnel in order to create a lineup of compelling bowl games for our teams and their fans," said SEC Commissioner Greg Sankey. "This process, as approved by the institutions of the SEC, provides an opportunity to create intriguing matchups and varying assignments to help prevent repetitive postseason destinations."

### Most Bowl Appearances – Single Season

- 12 – SEC, 2014, 2016
- 11 – SEC, 2018
  - 11 – ACC, 2013, 2014, 2016, 2018
- 10 – SEC, 2009, 2010, 2013, 2015
  - 10 – ACC, 2008, 2017
  - 10 – Big Ten, 2011, 2014, 2015, 2016
  - 10 – Pac-12, 2015
- 9 – SEC, 2000, 2006, 2007, 2011, 2012, 2017
  - 9 – ACC, 2010, 2015
  - 9 – Big 12, 2012
  - 9 – Pac 12, 2013, 2017
  - 9 – Big Ten, 2018
  - 9 – Conference USA, 2017

### Most Bowl Wins – Single Season

- 9 – SEC, 2015 (9-2)
  - 9 – ACC, 2016 (9-3)
- 7 – SEC, 2007 (7-2); 2013 (7-3); 2014 (7-5)
  - 7 – Big Ten, 2017 (7-1)

# 2018 SEC Football

## SEC FOOTBALL

### NATIONAL CHAMPIONS SINCE 1992

Since the first SEC expansion in 1992, the SEC has the most national championships (AP, USA Today) with 13. During that time, the SEC has had more teams with national titles than any other conference (5). Here is a breakdown:

SEC (13)	Florida (2008, 2006, 1996), LSU (2003, 2007), Tennessee (1998), Alabama (1992, 2009, 2011, 2012, 2015, 2017), Auburn (2010)
Big 12 (5)	Texas (2005), Oklahoma (2000), Nebraska (1994, 1995, 1997)
ACC (5)	Florida State (1993, 1999, 2013), Clemson (2016,18)
Big Ten (3)	Ohio State (2002, 2014), Michigan (1997)
Pac-10 (2)	Southern California (2003, 2004)
Big East (1)	Miami, Fla. (2001)

The SEC was the first conference to claim four consecutive Associated Press (first poll - 1936), National Football Foundation and College Hall of Fame (first poll - 1959), Football Writers Association of America (first poll - 1954) and USA Today or UPI Coaches Poll (first poll - 1950) national championships.

### SEC SUCCESS SINCE 2006

During the last 13 seasons (2006-18), Southeastern Conference football has experienced success that is unparalleled in its football history and in the history of college football. During this tenure, the SEC's achievements have been demonstrated by:

- Triumphs in major bowl games, including the National Championship Game
- Non-conference success in regular season and bowl games
- Defeating highly-ranked non-conference teams
- Success in the polls and rankings
- Individual awards and All-America Teams
- Academic and Community Service Standouts
- Continued accomplishments of former SEC student-athletes in the NFL and NFL Draft

### SEC IN THE COLLEGE FOOTBALL PLAYOFF

#### Teams in the Playoff (Record-Winning %)

SEC: 6 (7-4; .636) (Includes 2018 All-SEC National Championship Game)

(6-3; .667 in games not versus each other)

ACC: 5 (5-3; .625)

Big Ten: 3 (2-2; .500)

Pac-12: 2 (1-2; .333)

Big 12: 3 (0-3; .000)

Independent: 1 (0-1; .000)

#### National Championship Game Appearances

SEC: 5

ACC: 3

Big Ten: 1

Pac-12: 1

Big 12: 0

### SEC IN THE CFP/BCS ERA (Since 1998)

• The SEC has won nine of the last 13 national championships, 11 of the 21 BCS/CFP-era National Championships, five runner-up finishes and 25 overall national titles (AP, BCS, FWAA, coaches poll) in SEC history. The SEC has appeared in 12 of the last 13 National Championship Games and in 10 of the 16 BCS Championship Games, winning nine.

• Four different SEC schools have won the National Championship since 2006 (Auburn, 2010; Alabama, 2009, 2011, 2012, 2015, 2017; Florida, 2006 and 2008; LSU, 2007). Five programs have advanced to the national championship game since 2008 as Georgia met Alabama in the 2018 CFP Championship Game. Tennessee (1998) and LSU (2003) have also won the former BCS crown. Auburn appeared in the 2013 BCS Championship Game, as did LSU in 2011. A team from the SEC Western Division had advanced to five consecutive national championship games prior to the 2014 season, when Alabama lost in the CFP semifinals. The ACC (Clemson, Miami and Florida State) has had three schools win titles since 1998, while the Big 12 (Texas and Oklahoma) has had two.

• Eight different SEC teams, six from the SEC Western Division, have made BCS/New Year's Six bowl game appearances since 2006: Alabama, Arkansas, Auburn, Florida, Georgia, LSU, Ole Miss and Mississippi State.

• Since 2006, over half of the slots in the National Championship Game have been taken by SEC teams (15 of 28). The Big Ten and ACC have three during that time, while the Big 12, Pac-12 has two.

• The SEC has had more teams ranked in the BCS/CFP standings for the most times than any other conference since 2006. The league has had 13 of its 14 teams ranked at one time or another since 2006. Vanderbilt is the only team to not appear in the BCS/CFP rankings during this time, however, the Commodores finished ranked in the Top 25 in both 2012 and 2013 after bowl games with 9-4 records. The

BCS/CFP does not produce a poll following bowl games.

• Since 2006, the SEC has posted 19 wins in BCS - now New Year's Six/Access bowls - more wins than any other conference. Here are the BCS/CFP bowl records of all conferences since 2006:

SEC	19-13	.594
Big Ten	14-15	.483
Pac-12	10-10	.500
ACC	10-11	.476
Big 12	8-12	.400
AAC	7-4	.636
Mountain West	3-1	.750
WAC	2-1	.667
MAC	0-2	.000
Independents	0-4	.000

#### CFP Era (2014-Present) (Includes CFP Championship Game)

SEC	9-8	.529
Big Ten	9-6	.600
ACC	7-5	.583
Pac-12	3-4	.429
Big 12	3-4	.429
AAC	1-1	.500
Mountain West	1-0	1.000
MAC	0-1	.000
Independent	0-2	.000

• With conference limits being removed in 2014 with the College Football Playoff, the SEC became the first conference to place three teams in CFP/BCS postseason bowls: Ole Miss (Chick-fil-A); Mississippi State (Orange); Alabama (Sugar/National Semifinal) in 2014.

• Three of the top 10 defensive performances in CFP/BCS history have been registered by SEC teams, more than any other conference. Alabama's shutout of LSU in the 2012 BCS National Championship Game was the first shutout in CFP/BCS history. Alabama defeated Michigan State soundly 38-0 in a CFP National Semifinal in 2015, while defeating Washington 24-7 in 2016 semifinal contest. Alabama dominated Clemson in the 2018 Sugar Bowl Semifinal, holding Clemson to just 188 yards, well short of their average 448 yards per game.

• Alabama's 28-point victory over Notre Dame in the 2013 Discover BCS National Championship is the second-largest in the CFP/BCS Championship Game era. (Southern Cal defeated Oklahoma by 36 in the 2005 BCS Championship Game for the top spot, however, that victory was later vacated.)

• During the seven-year national championship winning streak, the SEC's average margin of victory in National Championship Games was 17 points, which included a three point victory over Oregon in 2011, the only game during the streak decided by single digits.

### SEC IN OVERALL BOWL GAMES

• Since 2006, the SEC has accrued more bowl wins (82) and appearances (133) than any other conference. The conference's .628 bowl winning percentage is first among FBS leagues during that time.

SEC	82-51	.617
Sun Belt	25-17	.595
Mountain West	41-32	.562
Conference USA	41-36	.532
Pac-12	45-41	.523
American	40-37	.519
Independents	14-13	.519
Big 12	50-47	.515
ACC	59-63	.484
Big Ten	47-62	.431
MAC	17-50	.254

• The SEC is 6-3 in College Football Playoff games (not versus each other) and 1-2 in College Football Playoff National Championship Games (not versus each other). The SEC has appeared in four of the five CFP National Championship Games, winning two. The SEC finished 9-2 in BCS National Championship Games (LSU 2-1, Florida 2-0, Alabama 3-0, Tennessee 1-0, Auburn 1-1), 8-1 vs. non-SEC competition. The SEC had the most wins (17) and the highest winning percentage of any conference that has three-or-more appearances in BCS bowl games. The SEC was 17-10 in BCS games (.630 percentage), 16-9 (.640) in non-conference. Since 2006, the SEC has posted a 19-13 (.594) record in BCS/CFP games, more wins, appearances and winning percentage than any other A5 conference.

- The SEC has now won 32 games in the last five postseasons. With 12 teams advancing to bowl games in 2016, the SEC became the first conference to send at least 10 teams to postseason bowls in four consecutive seasons. The SEC also sent a NCAA-record 12 teams to participate in postseason bowl games in 2014 and has sent no less than eight teams to post-season bowls in each of the last 12 seasons. The SEC established a national-record with nine postseason victories in 2015 and owned the previous record for postseason bowl victories with seven wins in 2007, 2013 and 2014.

- The SEC is 82-51 (.617) in bowl games since 2006, the only FBS league with a .600 or better winning percentage and 23 wins more than the next closest conference.

### SEC vs. OTHER CONFERENCES

- Since 2006, the SEC has posted the highest non-conference winning percentage (regular season & bowls) than any other conference. The league has a 649-156 record, an 80.6 winning percentage. The SEC has won no less than 43 non-conference games (regular season & bowls) during the last 13 seasons (2006-2018). Last season (2018), the SEC was 50-6 (.893), 56-12 (.824) including bowl games.

- Teams from the SEC have posted 77 wins since 2008 against non-conference Top 25 teams (at time game was played), an average of seven wins per season. Eleven of the 14 SEC teams have at least one win against a non-conference Top 25 team in the last 10 years with Alabama (14), Georgia (11), LSU (12), South Carolina (7), Florida (7), Auburn (3) and Texas A&M (3) leading the way.

### SEC IN FINAL RANKINGS

- Since 2006, the SEC has had the most teams ranked in the final USA Today Coaches Poll. The conference has had 72 teams ranked in the final USA Today rankings, 20 more than the Big Ten (52) and 28 more than the Big 12 (44).

- The SEC has either led or tied for the lead with the most teams ranked in the USA Today Top 25 for 12 of the last 13 seasons, including 2018. Ten SEC schools were ranked at some point during the 2018 season in the polls, with 13 receiving votes at some point during the season.

### SEC INDIVIDUAL AWARDS AND ALL-AMERICANS

- In the 31 individual awards, the SEC has had at least one recipient in 29 of them since 2006. The SEC has only not had a winner of the Lou Groza (placekicker) or Brian Burlsworth (walk-on) in the last 13 seasons.

- Since 2006, the SEC football student-athletes and coaches have won 97 major individual awards, an average of over seven per year. The league won 10 awards in 2008 and an all-time high 12 individual honors in 2010.

- The SEC has won a national player of the year in the last 12 seasons with seven different players since 2007— Darren McFadden, Arkansas, and Tim Tebow, Florida; Tebow in 2008; Mark Ingram, Alabama, in 2009; Cam Newton, Auburn, in 2010; Johnny Manziel, Texas A&M, in 2012; Derrick Henry, Alabama, in 2015; Tua Tagovailoa, Alabama, in 2018. The SEC did not have a national player of the year in 2011, 2013, 2014, 2016 or 2017. Three of the Heisman finalists in 2013 were, however, from the SEC, as well as one of three in 2014.

### SEC INDIVIDUAL AWARD WINNERS SINCE 2006

HEISMAN MEMORIAL TROPHY (Nation's best player) – Derrick Henry, Alabama (2015); Johnny Manziel, Texas A&M (2012); Cam Newton, Auburn (2010); Mark Ingram, Alabama (2009); Tim Tebow, Florida (2007)

CHUCK BEDNARIK AWARD (Nation's best defensive player) – Patrick Peterson, LSU (2010); Tyrann Mathieu, LSU (2011); Jonathan Allen, Alabama (2016); Minkah Fitzpatrick, Alabama (2017); Josh Allen, Kentucky (2018)

RAY GUY AWARD (Nation's best punter) – Brandon Mann, Texas A&M (2018); Chas Henry, Florida (2010); Drew Butler, Georgia (2009)

MAXWELL AWARD (Nation's best player) – Tua Tagovailoa, Alabama (2018); Derrick Henry, Alabama (2015); Cam Newton, Auburn (2010); Tim Tebow, Florida (2008); Tim Tebow, Florida (2007); AJ McCarron, Alabama (2013)

WALTER CAMP AWARD (Nation's best player) – Tua Tagovailoa, Alabama (2018); Derrick Henry, Alabama (2015); Cam Newton, Auburn (2010); Darren McFadden, Arkansas (2007)

DOAK WALKER AWARD (Nation's best running back) – Derrick Henry, Alabama (2015); Trent Richardson, Alabama (2011); Darren McFadden, Arkansas (2007); Darren McFadden, Arkansas (2006)

DAVEY O'BRIEN AWARD (Nation's best quarterback) – Johnny Manziel, Texas A&M (2012); Cam Newton, Auburn (2010); Tim Tebow, Florida (2007)

JIM THORPE AWARD (Nation's best defensive back) – DeAndre Baker, Georgia (2018); Minkah Fitzpatrick, Alabama (2017); Johnthan Banks, Mississippi State (2012); Morris Claiborne, LSU (2011); Patrick Peterson, LSU (2010); EriBerry, Tennessee (2009)

JOHN MACKAY AWARD (Nation's best tight end) – Hunter Henry, Arkansas (2015); D.J. Williams, Arkansas (2010); Aaron Hernandez, Florida (2009)

ROTARY LOMBARDI AWARD (Nation's outstanding lineman) – Nick Fairley, Auburn (2010); Glenn Dorsey, LSU (2007)

PAUL HORNUNG AWARD (Nation's most versatile player) -- Brandon Boykin, Georgia (2011); Odell Beckham, LSU (2013)

FRANK BROYLES AWARD (Nation's top assistant coach) – John Chavis, LSU (2011); Gus Malzahan, Auburn (2010); Kirby Smart, Alabama (2009)

JOHNNY UNITAS GOLDEN ARM (Outstanding senior quarterback) - AJ McCarron, Alabama (2013). AFCA ASSISTANT COACH OF THE YEAR - Kirby Smart, Alabama (2012)

DISNEY SPIRIT AWARD (Top inspirational story) – Alabama Football Team (2011); D.J. Williams, Arkansas (2010)

HOME DEPOT COACH OF THE YEAR (National Coach of the Year) – Les Miles, LSU (2011); Gene Chizik, Auburn (2010); Nick Saban, Alabama (2008); Gus Malzahn, Auburn (2013)

EDDIE ROBINSON FWAA COACH OF THE YEAR – Nick Saban, Alabama (2008); Gus Malzahn, Auburn (2013)

LIBERTY MUTUAL COACH OF THE YEAR – Nick Saban, Alabama (2008); Les Miles, LSU (2011); Gus Malzahn, Auburn (2013)

CoSIDA/ESPN ACADEMIC ALL-AMERICAN OF THE YEAR – Barrett Jones, Alabama (2012); Greg McElroy, Alabama (2010); Tim Tebow, Florida (2009)

BUTKUS AWARD (Nation's best linebacker) – Rolando McClain, Alabama (2009); Patrick Willis, Ole Miss (2006); C.J. Mosley, Alabama (2013); Reuben Foster, Alabama (2016); Roquan Smith, Georgia (2017); Devin White, LSU (2018)

WILLIAM V. CAMPBELL TROPHY (Nation's top scholar-athlete) – Tim Tebow, Florida (2009); Barrett Jones, Alabama (2012)

RIMINGTON TROPHY (Nation's best center) – Ryan Kelly, Alabama (2015); Reece Dismukes, Auburn (2014); Barrett Jones, Alabama (2012); Maurkice Pouncey, Florida (2009); Jonathan Luigs, Arkansas (2007)

LOWE'S SENIOR CLASS AWARD (Nation's top senior student-athlete) – Dak Prescott, Mississippi State (2015); Tim Tebow, Florida (2009)

WUERFFEL TROPHY (Community Service, Athletic and Academic Achievement) – Tim Tebow, Florida (2008); Barrett Jones, Alabama (2011); Trevor Knight, Texas A&M (2016); Courtney Love, Kentucky (2017)

BILETNIKOFF AWARD (Wide Receiver) - Amari Cooper, Alabama (2014); Jerry Jeudy, Alabama (2018)

OUTLAND TROPHY (Nation's top lineman) – Barrett Jones, Alabama (2011); Andre Smith, Alabama (2008); Glenn Dorsey, LSU (2007); Cam Robinson, Alabama (2016); Quinnen Williams, Alabama (2018)

WALTER CAMP COACH OF THE YEAR – Nick Saban, Alabama (2008)

BRONKO NAGURSKI AWARD (Nation's top defensive player) – Glenn Dorsey, LSU (2007); Jonathan Allen, Alabama (2016); Josh Allen, Kentucky (2018)

LOTT TROPHY (Defensive IMPACT Player) – Josh Allen, Kentucky (2018); Glenn Dorsey, LSU (2007)

MANNING AWARD (Nation's top quarterback) – Johnny Manziel, Texas A&M (2012); Tim Tebow, Florida (2008); JaMarcus Russell, LSU (2006)

ASSOCIATED PRESS COLLEGE PLAYER OF THE YEAR – Derrick Henry, Alabama (2015); Johnny Manziel, Texas A&M (2012); Tim Tebow, Florida (2007)

ARA SPORTSMANSHIP AWARD – Barrett Jones, Alabama (2011)

TED HENDRICKS TROPHY (Nation's best defensive ends) -- Jadeveon Clowney, South Carolina (2012)

POP WARNER AWARD - Max Garcia, Florida (2014)

NFF LEGACY AWARD - Mike McNeely, Florida (2014)

# 2019 SEC Football

## SEC FOOTBALL

• The SEC would fill a complete first unit at every position of first-team All-Americans since 2006. The SEC has had 132 players make first-team All-America in the AP, Walter Camp, FWAA or AFCA squads during that time. In 2018, the SEC saw 16 named First Team All-America, 12 of which were consensus All-Americans.

### SEC FOOTBALL ACADEMIC & COMMUNITY SERVICE STANDOUTS

• 35 SEC football student-athletes have won 34 national academic and community service awards since 2006. The SEC has had 1/3 of the last 12 CoSIDA/ESPN Academic All-Americans of the Year in football, two recipients of the William V. Campbell Trophy (known as the "Academic Heisman"), 18 first-team CoSIDA/ESPN Academic All-America first team recipients, two recipients of the Wuerffel Trophy, eight National Football Foundation Scholar-Athletes and 24 representatives on the AFCA Good Works Team, including team captain Malcolm Mitchell of Georgia in 2015 and captain D.T. Shackelford of Ole Miss in 2014.

#### 2006

CoSIDA/ESPN The Magazine Academic All-America First Team – Hayden Lane, OL, Kentucky  
National Football Foundation Scholar-Athlete – Chris Leak, QB, Florida  
AFCA Good Works Team – William Brown, OL, South Carolina; Quentin Moses, DE, Georgia; Jacob Tamme, TE, Kentucky; James Wilhoit, PK, Tennessee

#### 2007

National Football Foundation Scholar-Athlete – Jacob Tamme, TE, Kentucky  
CoSIDA/ESPN The Magazine Academic All-America First Team – Tim Tebow, QB, Florida; Jacob Tamme, TE, Kentucky  
AFCA Good Works Team – Jason Cook, FB, Ole Miss; Kelin Johnson, SS, Georgia;

#### 2008

CoSIDA/ESPN The Magazine Academic All-America First Team – Tim Tebow, QB, Florida; Tim Masthay, P, Kentucky  
CoSIDA/ESPN The Magazine Academic All-America of the Year – Tim Tebow, QB, Florida  
AFCA Good Works Team – Tim Masthay, P, Kentucky  
Wuerffel Trophy – Tim Tebow, QB, Florida

#### 2009

National Football Foundation Scholar-Athlete – Tim Tebow, QB, Florida  
NFF William V. Campbell Trophy – Tim Tebow, QB, Florida  
CoSIDA/ESPN The Magazine Academic All-America First Team – Tim Tebow, QB, Florida; Colin Peek, TE, Alabama  
CoSIDA/ESPN The Magazine Academic All-America of the Year – Tim Tebow, QB, Florida  
AFCA Good Works Team – Tim Tebow, QB, Florida; Jeff Owens, DL, Georgia

#### 2010

National Football Foundation Scholar-Athlete – Greg McElroy, QB, Alabama; Derek Sherrod, OT, Mississippi State  
CoSIDA/ESPN Academic All-America First Team – Greg McElroy, QB, Alabama; Barrett Jones, OL, Alabama; Drew Butler, P, Georgia

#### 2011

National Football Foundation Scholar-Athlete - Drew Butler, P, Georgia  
Capital One/CoSIDA Academic All-America First-Team - Barrett Jones, OL, Alabama; Drew Butler, P, Georgia  
AFCA Good Works Team - Aron White, TE, Georgia; Jacob Lewellen, DL, Kentucky  
ARA Sportsmanship Award -- Barrett Jones, OL, Alabama

#### 2012

National Football Foundation Scholar-Athlete - Barrett Jones, C, Alabama  
NFF William V. Campbell Trophy - Barrett Jones, C, Alabama  
Capital One/CoSIDA Academic All-America First-Team - Barrett Jones, C, Alabama; Dylan Breeding, P, Arkansas  
AFCA Good Works Team - Barrett Jones, C, Alabama; Philip Lutzenkirchen, TE, Auburn; Aaron Murray, QB, Georgia

#### 2013

National Football Foundation Scholar-Athlete - Aaron Murray, QB, Georgia  
Capital One/CoSIDA Academic All-America First-Team - Aaron Murray, QB, Georgia;  
AFCA Good Works Team - Carey Spear, PK, Vanderbilt

#### 2014

AFCA Good Works Team - Deterrian Shackelford, Ole Miss (Captain); Chris Conley, Georgia; Andrew East, Vanderbilt; Max Godby, Kentucky  
Community Spirit Award - Dylan Thompson, South Carolina  
Pop Warner Award - Max Garcia, Florida  
NFF Legacy Award - Mike McNeely, Florida

#### 2015

Lowe's Senior CLASS Award - Dak Prescott, Mississippi State  
AFCA Good Works Team - Jonathan Wallace, Auburn; Malcolm Mitchell, Georgia (Captain); Landon Foster, Kentucky  
Community Spirit Award - Malcolm Mitchell, Georgia

#### 2016

Lowe's Senior CLASS Award - O.J. Howard, Alabama  
AFCA Good Works Team - Jeb Blazevich, Georgia; Oren Burks, Vanderbilt  
CoSIDA Academic All-America First-Team - Brooks Ellis, LB, Arkansas  
National Football Foundation Scholar-Athlete – Brooks Ellis, LB, Arkansas

#### 2017

AFCA Good Works Team - Daniel Carlson, Auburn; Aaron Davis, Georgia; Courtney Love, Kentucky; Courtney Openshaw, Vanderbilt  
CoSIDA Academic All-America First-Team - John David Moore, TE, LSU; Tyler Stovall, ST, Auburn  
Wuerffel Trophy - Courtney Love, Kentucky

#### 2018

AFCA Good Works Team - Rodrigo Blankenship, Georgia  
CoSIDA Academic All-America First-Team - Miles Butler, Kentucky

The SEC leads all conferences with 72 selections to the Good Works Team® since it began in 1992.

The SEC is followed by the Atlantic Coast Conference with 40 selections and the Big 12 Conference with 33 selections. Georgia is in first place with 19 honorees to the Allstate AFCA Good Works Team®. The Bulldogs are followed by Nebraska with 15 honorees. Super Bowl XLII, XLVI and XLI champion quarterbacks Eli and Peyton Manning were members of the 2002 and 1997 Good Works Teams®, respectively.

### SEC IN THE NFL

• The Southeastern Conference led the nation yet again in 2019 with an all-time high 432 former players on opening weekend 53-man active rosters, including injured reserve. This mark shattered the previous record of 379 set in 2018.

• The SEC has had more of its former players on NFL rosters in the last 10 seasons than any other conference. Since 2010, the SEC has averaged nearly 340 players per year on NFL opening weekend rosters, as well as 379 over the last five years.

• During the last 13 completed NFL seasons (2005-18), the SEC had had five of its former players named NFL MVP (2005, Shaun Alexander, RB, Alabama with Seattle; 2008-09-13, Peyton Manning, QB, Tennessee with Indianapolis and Denver; 2015, Cam Newton, QB, Auburn with Carolina).

• During the last 13 Super Bowls (2006-18), three former SEC players have been named game MVP five times (2006 – Hines Ward, WR, Georgia with Pittsburgh; 2007 – Peyton Manning, QB, Tennessee with Indianapolis; 2008 and 2012 – Eli Manning, QB, Ole Miss with New York Giants. Von Miller of Texas A&M was named MVP of Super Bowl 50, although his final year was the Aggies final season prior to joining the SEC.

### SEC ON NFL ROSTERS

2010	2011	2012	2013	2014	2015	2016	2017	2018	2019
272	283	257	340	345	355	362	368	379	432

• The SEC led the nation's conferences in draft picks for the 12th consecutive year in 2018. The last time that the SEC did not top the conference draft list was in 2006, when the ACC had 52, the Big Ten had 41 and the SEC had 37.

• The nation-leading 53 NFL Draft picks tied for third most in SEC history, trailing only the 63 in 2013 and 54 in 2015.

• This marks the fourth straight year for the SEC to see 50 or more players taken in the NFL Draft. Only once in the last 25 years has another conference seen 50 or more players drafted.

• A total of 20 SEC players were taken in first two rounds of the 2018 NFL Draft, the second most by a single conference through the first two rounds in common draft era, only trailing the 21 set by the SEC a year ago.

• This is the second consecutive year the SEC has seen 25 or more players selected through the first three rounds of the NFL Draft.

• The SEC has averaged over 50 selections per draft since 2006.

• All but one SEC program saw at least one player taken in the 2018 NFL Draft, with nine of those schools seeing three or more selections. Half the league, seven SEC schools, saw four or more players selected.

• Alabama led the SEC with a school-record 12 draft selections.

• For the seventh time in the last eight years, the SEC once again led the nation in First Round NFL Draft selections. The SEC produced 10 opening-round draft picks, followed by the ACC (6), Big Ten (4), Pac-12 (4), MWC (3), Independents (2), AAC (1), Big 12 (1), C-USA, (1).

• The SEC had 10 First Round picks in 2018. During the last 12 NFL Drafts, the SEC has a nation-leading 111 players taken in the opening round, an average of over nine per season.

• Only six times in NFL Draft history has a single conference produced 10 or more First Round selections – the SEC accounts for five (5) of those occasions, which have all occurred since 2011.

• The SEC now has an impressive 87 First Round NFL Draft selections so far this decade.

• Since 2010, the SEC has nearly double (87) the total amount of First Round selections than the next closest conference (ACC – 44).

• Five different SEC teams had a player taken in the First Round of the 2018 NFL Draft.

• The SEC now has 31 Top-10 picks since 2009 and 37 since 2007.

• At least one Florida player has been selected in every NFL draft since 1952, the longest streak in SEC history. The Gators have had nine First Round picks in the last six NFL Drafts. Florida has had a first round pick in 11 of the last 12 years.

• Since 2009, Top 10 NFL picks by league: SEC (31); Big 12 (19); ACC (16); Pac-12 (17); B1G (7), MAC (3); Notre Dame (3), AAC (1), Mountain West (1), BYU (1).

• Alabama has a First Round selection in each of the past 10 NFL Drafts, the longest streak in SEC History and 2nd-longest in college football history.

• Alabama has the most First Round picks nationally since 2007 with 26.

• Georgia had a school-record three players chosen in the First Round.

• Alabama and Georgia, the two teams who played for the national championship last season, accounted for seven of the 32 picks of the opening round of the 2018 NFL Draft. Those seven selections are more than any other conference.

### 2018 FIRST-ROUND SELECTIONS BY CONFERENCE

SEC: 10  
ACC: 6  
B1G: 4  
Pac-12: 4  
MWC: 3  
Independents (ND): 2  
AAC: 1  
Big 12: 1  
C-USA: 1

### FIRST-ROUND SELECTIONS SINCE 2010

SEC: 87  
ACC: 44  
Pac-12: 40  
Big Ten: 38  
Big 12: 34

### SEC FIRST ROUND SELECTIONS SINCE 2010

2018: 10  
2017: 12  
2016: 8  
2015: 7  
2014: 11  
2013: 12  
2012: 9  
2011: 11  
2010: 7

### SEC NFL DRAFT SELECTIONS

	2009	2010	2011	2012	2013	2014	2015	2016	2017	2018
SEC -	37	49	38	42	63	49	54	51	53	53
ACC -	33	31	35	31	31	42	47	26	43	45
Big Ten -	28	34	29	41	22	30	35	47	35	33
Pac-12 -	32	29	31	28	28	34	39	32	36	30
Big 12 -	28	30	30	26	22	17	25	26	14	20

### SEC IN THE NFL SUCCESS

• Former Southeastern Conference football players have had success in the National Football League. Here is a snapshot of that success since 2000.

#### 2000s All-Decade Team

OG - Alan Faneca, LSU (Pittsburgh, N.Y. Jets, Arizona)  
C - Kevin Mawae, LSU (Seattle, N.Y. Jets, Tennessee)  
QB - Peyton Manning, Tennessee (Indianapolis)  
RB - Jamal Lewis, Tennessee (Baltimore, Cleveland)  
RB - Shaun Alexander, Alabama (Seattle, Washington)  
DT - Richard Seymour, Georgia (New England, Oakland)  
CB - Champ Bailey, Georgia (Washington, Denver)

#### NFL MVPs

2003 - Peyton Manning, Indianapolis (Tennessee)  
Jamal Lewis, Baltimore (Tennessee)  
2004 - Peyton Manning, Indianapolis (Tennessee)  
2005 - Shaun Alexander, Seattle (Alabama)  
2008 - Peyton Manning, Indianapolis (Tennessee)  
2009 - Peyton Manning, Indianapolis (Tennessee)  
2013 - Peyton Manning, Denver (Tennessee)  
2015 - Cam Newton, Carolina (Auburn)

#### Super Bowl MVPs

XL - Hines Ward, Pittsburgh (Georgia)  
XLI - Peyton Manning, Indianapolis (Tennessee)  
XLII - Eli Manning, New York Giants (Ole Miss)  
XLVI - Eli Manning, New York Giants (Ole Miss)  
50 - \*Von Miller, Denver Broncos (Texas A&M)

\*-Final season at Texas A&M was season prior to school joining the SEC.

A total of 26 former players from current Southeastern Conference institutions are on the full rosters, including practice squads and injured reserve, of the New England Patriots and Los Angeles Rams, the two National Football League teams who will square off for Super Bowl LIII on February 3. This year's Super Bowl will be played at Mercedes-Benz Stadium in Atlanta, home of the SEC Championship Game. Georgia and LSU lead the SEC with five former players represented in the Super Bowl, while Florida has four and Auburn with three. Twelve SEC schools will have at least one player represented in the Super Bowl. A representative from a SEC institution has been named MVP of the Super Bowl on five occasions since 2006.

**Total 2018 NFL Draft Picks:**  
(Selections Per School in Parenthesis)

**SEC: 53 (3.79)**

ACC: 45 (3.21)  
Pac-12: 36 (2.50)  
Big Ten: 35 (2.36)  
Big 12: 20 (2.0)  
American: 18 (1.50)  
FCS: 19  
Conference USA: 10  
Mountain West: 9  
Independent: 6  
MAC: 5  
Division II: 4  
Sun Belt: 3

SEC CHAMPIONSHIP GAME

SEC DIVISIONAL TIE-BREAKER

In the event of a tie for the division championship, the following procedures will be used to break all ties to determine the SEC Football Championship Game representative. All Conference versus Conference Games (both division and non-division) will be counted in the Conference Standings.

1. **Two-Team Tie.** In the event two teams are tied for a division title, the following procedure will be used in the following order:

- A. Head-to-head competition between the two tied teams;
- B. Records of the tied teams within the division;
- C. Head-to-head competition against the team within the division with the best overall (divisional and non-divisional) Conference record, and proceeding through the division (multiple ties within the division will be broken from first to last and a tie for first place will be broken before a tie for fourth place);
- D. Overall record against non-divisional teams;
- E. Combined record against all common non-divisional teams;
- F. Record against the common non-divisional team with the best overall Conference record (divisional or non-divisional) and proceeding through other common non-divisional teams based on their order of finish within their division;
- G. Best cumulative Conference winning percentage of non-divisional opponents; and

Example: Tied Teams Non-Divisional Opponents Cumulative Record

Western 1 Eastern Opponents: 14-2  
 Western 2 Eastern Opponents: 12-4  
 (Western 1 would be the representative)

H. Coin flip of the tied teams.

2. **Three-Team Tie (or more).** If three teams (or more) are tied for a division title, the following procedure will be used in the following order: (Note: If one of the procedures results in one team being eliminated and two remaining, the two-team tiebreaker procedure as stated in No. 1 above will be used):

- A. Combined head-to-head record among the tied teams;
- B. Record of the tied teams within the division;
- C. Head-to-head competition against the team within the division with the best overall Conference record (divisional and non-divisional) and proceeding through the division (multiple ties within the division will be broken from first to last and a tie for first place will be broken before a tie for fourth place);
- D. Overall Conference record against non-divisional teams;
- E. Combined record against all common non-divisional teams;
- F. Record against the common non-divisional team with the best overall Conference record (divisional and non-divisional) and proceeding through other common non-divisional teams based on their order of finish within their division; and
- G. Best cumulative Conference winning percentage of non-divisional opponents (Note: If two teams' non-divisional opponents have the same cumulative record, then the two-team tiebreaker procedures apply. If four teams are tied, and three teams' non-divisional opponents have the same cumulative record, the three-team tiebreaker procedures will be used beginning with 2.A.);

Example: Tied Teams Non-Divisional Opponents Cumulative Record

Western 1 Eastern Opponents: 14-2  
 Western 2 Eastern Opponents: 12-4  
 Western 3 Eastern Opponents: 8-8  
 (Western 1 would be the representative)

H. Coin flip of the tied teams with the team with the odd result being the representative (Example: If there are two teams with tails and one team with heads, the team with heads is the representative).

2018 SEC CHAMPIONSHIP GAME

The Southeastern Conference's Eastern and Western Division winners will meet in Atlanta's Mercedes-Benz Stadium to battle for the league championship and the right to represent the conference in the College Football Playoff. The 28th-annual title game will be played on December 7 and will be televised nationally by CBS Sports.

The game was born as a result of 1992 conference expansion, which saw Arkansas and South Carolina become the first members added in SEC history. Under NCAA regulations, a conference with 12 members may play an additional football game to determine its champion, provided the regular season is played in divisions.

The participants of the game are determined each year during the eight-game regular-season conference schedule as the teams with the best overall SEC winning percentage in each division.

The 2018 SEC Championship Game was the most-watched and highest-rated regular-season college football game on any network in seven years with a 10.1/23 rating/share and 17.5 million viewers. It also marked the second most-watched SEC Championship ever in 26 years since the game debuted in 1992.

The 2009 SEC Championship Game earned an 11.8 rating and a 24 share, marking the highest-rated SEC Championship Game in history. The game matched the No. 1 Florida Gators (12-0) vs. the No. 2 Alabama Crimson Tide (12-0).

The SEC Championship Game has drawn 25 capacity crowds in its 27-year history. Only 1993 (Birmingham) and 1995 (Atlanta) were not sellouts.

The SEC, along with AMB Sports & Entertainment (AMBSE) and the Georgia World Congress Center Authority (GWCCA), have an agreement to host the SEC Championship Game at Mercedes-Benz Stadium in Atlanta through 2026. The new agreement allows the SEC the option of adding up to two successive five-year extensions.

The Georgia Dome hosted the SEC Championship Game for 23 years beginning in 1994, with capacity crowds in the last 21 consecutive years. By the end of the new agreement, including options, the Championship will have been played in Atlanta a total of 43 years.

Year	Score	Attendance
1992	Alabama 28, Florida 21	83,091
1993	Florida 28, Alabama 13	76,345
1994	Florida 24, Alabama 23	74,751
1995	Florida 34, Arkansas 3	71,325
1996	Florida 45, Alabama 30	74,132
1997	Tennessee 30, Auburn 29	74,896
1998	Tennessee 24, Miss. State 14	74,795
1999	Alabama 34, Florida 7	71,500
2000	Florida 28, Auburn 6	73,427
2001	LSU 31, Tennessee 20	74,843
2002	Georgia 30, Arkansas 3	74,835
2003	LSU 34, Georgia 13	74,913
2004	Auburn 38, Tennessee 28	74,892
2005	Georgia 34, LSU 14	73,717
2006	Florida 38, Arkansas 28	73,374
2007	LSU 21, Tennessee 14	73,832
2008	Florida 31, Alabama 20	75,892
2009	Alabama 32, Florida 13	75,514
2010	Auburn 56, South Carolina 17	75,802
2011	LSU 42, Georgia 10	74,515
2012	Alabama 32, Georgia 28	75,624
2013	Auburn 59, Missouri 42	75,632
2014	Alabama 42, Missouri 13	73,526
2015	Alabama 29, Florida 15	75,320
2016	Alabama 54, Florida 16	74,632
2017	Georgia 28, Auburn 7	76,534
2018	Alabama 35, Georgia 28	77,141

Here's a chart of team history in the SEC Championship Game:

Team	Appearances	W-L	Pct.
Florida	12	7-5	.583
Alabama	11	7-4	.636
Auburn	6	3-3	.500
Georgia	6	3-3	.500
LSU	5	4-1	.800
Tennessee	5	2-3	.400
Arkansas	3	0-3	.000
Missouri	2	0-2	.000
Mississippi State	1	0-1	.000
South Carolina	1	0-1	.000



## SEC CHAMPIONSHIP GAME

### SEC CHAMPIONSHIP GAME RACE RECAPS

1992 - Both races decided before final weekend. Florida and Georgia (6-2 in the SEC) were co-champions in the Eastern Division. The Gators won the tie-breaker by virtue of a 26-24 win over the Bulldogs earlier in the season. Alabama (8-0) was the outright Western Division champion, even with a game against Auburn in the final weekend, which the Tide won, 17-0.

1993 - Both races decided before final weekend. Florida won the Eastern Division and Alabama won the Western Division. The Gators finished 1/2 game ahead of Tennessee (UT tied Alabama, 17-17). Alabama, at 5-2-1, finished two games ahead second-place Arkansas. Auburn was 8-0 in the SEC, but was ineligible for the conference title.

1994 - Both races decided before final weekend. Florida won the Eastern Division, finishing SEC play at 7-1, two games ahead of Tennessee. Alabama won the Western Division with an 8-0 SEC mark, three games ahead of Miss. State.

1995 - Both races decided before final weekend. Florida won the Eastern Division, finishing SEC play at 8-0, one game ahead of Tennessee. Arkansas won the Western Division with a 6-2 SEC mark, one game ahead of Auburn and Alabama.

1996 - Both races decided before final weekend. Florida won the Eastern Division, finishing SEC play at 8-0, one game ahead of Tennessee. Alabama won the Western Division with a 6-2 SEC mark, tying LSU. However, the Tide defeated the Tigers, 26-0, earlier in the year to win the tie-breaker.

1997 - Eastern Division race not finalized until after the final weekend. Tennessee defeated Vanderbilt, 17-10, to win the division on the final weekend. Tennessee, at 7-1 in the SEC, finished one game ahead of Georgia and Florida. Auburn had won the Western Division with a 6-2 SEC mark, tying LSU. However, Auburn defeated LSU, 31-28, earlier in the year to win the tie-breaker.

1998 - Western Division race not finalized until after the final weekend. Miss. State defeated Ole Miss, 28-6, on Thanksgiving night, to win division on final weekend. Arkansas and Miss. State finished in tie for the division title. However, Miss. State defeated Arkansas, 22-21, earlier that season to win the tie-breaker. Arkansas defeated LSU 41-14 on the final weekend, but when State defeated Ole Miss, the chase for the Championship Game had been won. Tennessee had clinched the Eastern Division before the final weekend and defeated Vanderbilt, 41-0, to finished the SEC at 8-0.

1999 - Both races decided before final weekend. Florida won the Eastern Division, finishing SEC play at 7-1, one game ahead of Tennessee. Alabama won the Western Division with a 7-1 SEC mark, one game ahead of Miss. State.

2000 - Both races decided before final weekend. Florida won the Eastern Division, finishing SEC play at 7-1, two games ahead of South Carolina, Georgia and Tennessee. Auburn won the Western Division with a 6-2 SEC mark, one game ahead of LSU. LSU lost to Arkansas in the final weekend, 14-3. Even if the Tigers would have beaten the Razorbacks, Auburn would have won the tie-breaker over LSU due to a 34-17 win earlier in the season.

2001 - Both races go down to the final weekend. Due to game postponements on Sept. 15, games were reschedule for Dec. 1. On that weekend, Tennessee defeated Florida, 34-32, in Gainesville, and LSU defeated Auburn, 27-14, in Baton Rouge, to clinch berths in the SEC Championship Game. The Vols won the East with a 7-1 mark while LSU had a 5-3 mark and tied with Auburn for the West, but won the head-to-head tiebreaker.

2002 - Western division race not finalized until after the final weekend. Georgia clinched the Eastern Division championship on Nov. 16 after defeating Auburn, 24-21, in Auburn. The 7-1 Bulldogs finish one game ahead of Florida, which was 6-2. Arkansas wins the Western Division on the season's final weekend, defeating LSU, 21-20, in Little Rock on Nov. 29. The Razorbacks, LSU Tigers and Auburn Tigers are tied at 5-3 but Arkansas wins the head-to-head tiebreakers.

2003 - Both races decided on final weekend. Tennessee defeats Kentucky, 20-7, to force a three-way tie for Eastern Division championship between Vols, Georgia and Florida. Using tie-breaker involving the BCS standings, Georgia has the highest BCS ranking and has defeated Tennessee (next highest ranking) during regular season to secure SEC Championship Game berth. LSU defeats Arkansas, 55-24, and Ole Miss beats Mississippi State, 31-0, to force a tie for the Western Division championship. LSU's 17-14 win over Ole Miss the week before earns the Tigers the Western Division berth.

2004 - Auburn clinches berth in the SEC Championship Game on Oct. 30, tying the earliest since the game began in 1992 (Alabama, 1993). The Tigers (8-0) finish two games ahead in the standings of second-place LSU (6-2). Tennessee clinches berth as Eastern Division representative with 38-33 win against Vanderbilt on Nov. 20. The Vols (7-1) would win their next game on the following weekend against Kentucky to claim the division title outright. Georgia was second in the Western Division with a 6-2 mark.

2005 - Georgia (6-2) clinched Eastern Division Championship with a 45-13 win over Kentucky on Nov. 19. The Bulldogs finish one full game ahead of South Carolina and Florida in the standings. LSU clinched Western Division title with a 19-17 win over Arkansas on Nov. 25. The Tigers finished tied for the Western Division title (7-1), but defeated Auburn, 20-17, on Oct. 22, to win

the tie-breaker.

2006 - Florida (7-1) clinched Eastern Division Championship and berth in the SEC Championship Game on Nov. 4, by defeating Vanderbilt, 25-19. Arkansas clinched the Western Division title and SEC Championship Game berth with a 28-14 win over Mississippi State on Nov. 18.

2007 - LSU (6-2) clinched Western Division berth in the SEC Championship Game on Week 11 after Alabama and Auburn both lose. Tennessee (6-2) gets Eastern Division berth with 52-50 four-overtime victory over Kentucky in Week 13. The Vols win the tie-breaker with Georgia (6-2), defeating the Bulldogs 35-14 in Week 6.

2008 - Alabama (8-0) clinched Western Division berth in SEC Championship Game on Week 11 (Nov. 1) after defeating LSU, 27-21. Florida (7-1) clinched Eastern Division berth in SEC Championship Game on Week 12 (Nov. 8) after defeating Vanderbilt, 42-14.

2009 - Florida (8-0) clinched Eastern Division berth in SEC Championship Game on Week 9 (Oct. 31) after defeating Georgia, 41-17. Alabama (8-0) clinched Western Division berth in SEC Championship Game on Week 11 (Nov. 14) after defeating Mississippi State, 31-3.

2010 - Both spots in the SEC Championship Game were clinched on Week 11 (Nov. 13). Auburn (8-0) clinched Western Division berth with a 49-31 win against Georgia. South Carolina (5-3) clinched Eastern Division berth with a 36-14 win against Florida.

2011 - Georgia (7-1) clinched a berth in the SEC Championship Game in Week 12 (Nov. 19) with a 19-10 win over Kentucky while LSU (8-0) clinched its berth in Week 13 (last weekend of the regular season) with a 41-17 win over Arkansas

2012 - Georgia (7-1) clinched a berth in the SEC Championship Game in Week 11 (Nov. 10) with a 38-0 win over Auburn. Alabama clinched a berth in the SEC Championship Game in Week 13 (Nov. 24) with a 49-0 win over Auburn.

2013 - For the first time since 2003, both races were determined on the final weekend. Auburn (7-1) clinched a berth in the SEC Championship Game with a dramatic 34-28 win off a 109-yard missed field goal return for a touchdown on the game's final play at Auburn. SEC newcomer Missouri (7-1) clinched a berth in the SEC Championship Game with a 28-21 home win over Texas A&M.

2014 - For the second straight season, both divisional races were determined on the final weekend. Missouri won the SEC East outright by closing the season with three straight SEC wins, including two on the road for their second straight trip to Atlanta. Alabama won the Western Division outright as well, with Ole Miss defeating Mississippi State in the Egg Bowl, while Alabama topped Auburn in the Iron Bowl.

2015 - Florida (7-1) won the Eastern Division, clinching a spot after defeating Vanderbilt on Nov. 7. Alabama (7-1) claimed the Western Division with a victory over Auburn in the Iron Bowl on the final day of the regular season. It was the fourth straight season where the Western Champion was the Iron Bowl winner.

2016 - Florida (6-2) won the Eastern Division, clinching a spot after defeating LSU in Baton Rouge on Nov. 19. Alabama claimed the Western Division with a victory over Mississippi State on Nov. 12. This marked the first time since 2010 that saw the SEC Championship Game set prior to the final weekend of the regular season.

2017 - Georgia (7-1) won the Eastern Division, clinching a spot on Nov. 4 after defeating South Carolina 24-10 in Athens. Georgia's clinching of a spot in the SEC Championship Game on Nov. 4 is the earliest a team has done so since Florida (Oct. 31) in 2009. Auburn (7-1) claimed the Western Division with a victory over Alabama the final day of the regular season. Alabama and Auburn were co-champions of the division, with Auburn representing the SEC Western Division in Atlanta due to head-to-head tiebreaker.

2018 - Georgia won the Eastern Division, clinching a spot on Nov. 3 after defeating Kentucky 34-17 in Lexington. Alabama claimed the Western Division with a 29-0 victory over LSU in Baton Rouge later that same day. It is the earliest that both participants in the SEC Championship Game have ever been determined.

### SEC CHAMPIONSHIP GAME RACE RECAP

The earliest a berth has been clinched in the SEC Championship Game is Oct. 30 (Auburn, 2004, & Alabama, 1993).

In 17 of 52 divisional races (including 2017), a championship game berth has not been decided until the weekend prior to the SEC Championship Game. That occurred in 1997 (Tennessee), 1998 (Mississippi State), 2001 (Tennessee and LSU), 2002 (Arkansas), 2003 (Georgia and LSU), 2005 (LSU), 2007 (Tennessee), 2011 (LSU), 2012 (Alabama), 2013 (Auburn and Missouri), 2014 (Alabama and Missouri), 2015 (Alabama) and 2017 (Auburn).

# 2019 SEC Football

## 2018 SEC FOOTBALL CHAMPIONSHIP GAME

### 2018 SEC CHAMPIONSHIP GAME

The 27th annual SEC Football Championship Game was played on Dec. 1 at Mercedes-Benz Stadium in Atlanta, with Alabama claiming a thrilling, come-from-behind 35-28 victory over Georgia. The 14 point deficit was the most overcome in SEC Championship Game history. The SEC Champion has advanced to the Playoff each year.

The game was the most-watched and highest-rated regular-season college football game on any network in seven years with a 10.1/23 rating/share and 17.5 million viewers. It also marked the second most-watched SEC Championship ever in 26 years since the game debuted in 1992.

The 2009 SEC Championship Game earned a 11.8 rating and a 24 share, the highest rated SEC Championship Game in history.

The game was played in Birmingham's Legion Field in 1992 and 1993 and moved to the Georgia Dome in 1994.

The Championship Game has drawn 25capacity crowds in its 27-year history. Only 1993 (Birmingham) and 1995 (Atlanta) were not sellouts.

Year	Score	Attendance
1992	Alabama 28, Florida 21	83,091
1993	Florida 28, Alabama 13	76,345
1994	Florida 24, Alabama 23	74,751
1995	Florida 34, Arkansas 3	71,325
1996	Florida 45, Alabama 30	74,132
1997	Tennessee 30, Auburn 29	74,896
1998	Tennessee 24, Miss. State 14	74,795
1999	Alabama 34, Florida 7	71,500
2000	Florida 28, Auburn 6	73,427
2001	LSU 31, Tennessee 20	74,843
2002	Georgia 30, Arkansas 3	74,835
2003	LSU 34, Georgia 13	74,913
2004	Auburn 38, Tennessee 28	74,892
2005	Georgia 34, LSU 14	73,717
2006	Florida 38, Arkansas 28	73,374
2007	LSU 21, Tennessee 14	73,832
2008	Florida 31, Alabama 20	75,892
2009	Alabama 32, Florida 13	75,514
2010	Auburn 56, South Carolina 17	75,802
2011	LSU 42, Georgia 10	74,515
2012	Alabama 32, Georgia 28	75,624
2013	Auburn 59, Missouri 42	75,632
2014	Alabama 42, Missouri 13	73,526
2015	Alabama 29, Florida 15	75,320
2016	Alabama 54, Florida 16	74,632
2017	Georgia 28, Auburn 7	76,534
2018	Alabama 35, Georgia 28	77,141

### 2018 SEC FOOTBALL CHAMPIONSHIP GAME

Alabama 35, Georgia 28

Dec. 1, 2018 • Mercedes-Benz Stadium (77,141) • Atlanta, Ga.

Alabama	0	14	7	14	<b>35</b>
Georgia	7	14	7	0	<b>28</b>

#### Scoring Summary:

- 1st 03:08 UGA - Isaac Nauta 20 yd TD PASS from Jake Fromm (KICK by R. Blankenship), 7-60  
3:08 0-7
- 2nd 14:56 UA - Josh Jacobs 1 yd TD RUSH (KICK by Joseph Bulovas), 8-75 3:12 7-7
- 2nd 07:31 UGA - D'Andre Swift 9 yd TD RUSH (KICK by R. Blankenship), 13-74 7:19 7-14
- 2nd 04:05 UGA - D'Andre Swift 11 yd TD PASS from Jake Fromm (KICK by R. Blankenship), 6-51 2:22 7-21
- 2nd 02:18 UA - Josh Jacobs 0 yd TD FUMB (KICK by Joseph Bulovas), 4-75 1:47 14-21
- 3rd 12:39 UGA - Riley Ridley 23 yd TD PASS from Jake Fromm (KICK by R. Blankenship), 3-51 1:14 14-28
- 3rd 03:02 UA - Jaylen Waddle 51 yd TD PASS from Tua Tagovailoa (KICK by Joseph Bulovas), 4-72 1:29 21-28
- 4th 05:19 UA - Jerry Jeudy 10 yd TD PASS from Jalen Hurts (KICK by Joseph Bulovas), 16-80 7:08 28-28
- 4th 01:04 UA - Jalen Hurts 15 yd TD RUSH (KICK by Joseph Bulovas), 5-52 2:00 35-28

	Alabama	Georgia
FIRST DOWNS	21	23
RUSHES-YARDS (NET)	29-157	39-153
PASSING-YARDS (NET)	246	301
Passes Att-Comp-Int	34-17-2	40-25-0
TOTAL OFFENSE PLAYS-YARDS	63-403	79-454
Fumble Returns-Yards	-	-
Punt Returns-Yards	1-36	2-16
Kickoff Returns-Yards	-	4-67
Interception Returns-Yards	-	2-29
Punts (Number-Avg)	5-40.2	6-48.0
Fumbles-Lost	2-0	1-0
Penalties-Yards	3-10	6-50
Possession Time	24:30	35:30
Third-Down Conversions	5-11	5-16
Fourth-Down Conversions	0-0	2-3
Red-Zone Scores-Chances	4-5	3-4

Full Game Statistics: <http://www.statbroadcast.com/events/archived.php?id=241424>  
and <http://stats.statbroadcast.com/statmonitr/?id=241424>

MVP: Alabama's Josh Jacobs was named the game's MVP after rushing 8 times for 83 yards and two touchdowns. He is the fifth running back to take home the honor and third Crimson Tide back, joining Derrick Henry in 2015 and Eddie Lacy in 2012.

#### NOTES

- Alabama improves to 8-4 in the championship game and earns its 27th conference title. Head coach Nick Saban is 8-1 in the championship game (6-1 at Alabama, 2-0 at LSU). Georgia drops to 3-4 in the championship game.
- It is Alabama's sixth consecutive championship game victory (2009, 2012, 2014, 2015, 2016, 2018).
- Today's game is the sixth championship game decided by 7 points or less and the first since Alabama edged Georgia 32-28 in 2012.
- Alabama overcame two 14-point deficits (21-7 and 28-14) to win the championship game by scoring the game's final 21 points. It set the championship game record for the largest deficit overcome to win. The previous high was 13 done by Tennessee versus Auburn in 1997. The Volunteers trailed the Tigers 20-7 with 14:12 in the second quarter and eventually won 30-29.

#### SEC CHAMPIONSHIP GAME HISTORY

Team	App.	Record	Titles
Alabama	12	8-4 (.667)	8 (1992, 1999, '09, '12, '14, '15, '16, '18)
Florida	12	7-5 (.583)	7 (1993, 1994, 1995, 1996, 2000, 2006, 2008)
Georgia	7	3-4 (.429)	3 (2002, 2005, 2017)
Auburn	6	3-3 (.500)	3 (2004, 2010, 2013)
LSU	5	4-1 (.800)	4 (2001, 2003, 2007, 2011)
Tennessee	5	2-3 (.400)	2 (1997, 1998)
Arkansas	3	0-3 (.000)	
Missouri	2	0-2 (.000)	
Mississippi State	1	0-1 (.000)	
South Carolina	1	0-1 (.000)	

## 2019 SEC FOOTBALL LEGENDS CLASS

BIRMINGHAM, Ala. (September 26, 2019) – The Southeastern Conference on Thursday announced its 2019 SEC Football Legends class, an assemblage of former football standouts who will be honored at events surrounding the SEC Football Championship Game in Atlanta in December.

The class will be honored at the 2019 SEC Football “Weekend of Champions” December 6-7 in Atlanta, Ga, highlighted by the annual SEC Legends Dinner on Friday, December 6 at the Hyatt Regency in Atlanta. The group will also be recognized prior to the SEC Football Championship Game, which will be held at Mercedes-Benz Stadium on Saturday, December 7.

The 2019 Football Legends Class includes 14 former stars who excelled on the gridiron and helped write the rich history of the sport at their respective institutions. This year's class includes All-Americans, All-SEC selections and Academic All-Americans as well as successful head coaches. The group represents teams that won National and SEC Championships, participated in Super Bowl titles and are represented in state, school and college football halls of fame.

Below is a listing and biographies of the 2019 SEC Football Legends:

### **2019 SEC FOOTBALL LEGEND BIOGRAPHIES**

#### **ALABAMA – Ray Perkins, Wide Receiver, 1964-66/Head Coach, 1983-86**

Ray Perkins lettered from 1964-66 as a wide receiver on three Southeastern Conference championship teams and two national championship teams at Alabama. As a senior he caught 33 passes for 490 yards and seven touchdowns, earning All-America honors as he capped his senior year with 178 yards receiving in the Crimson Tide's 34-7 Sugar Bowl win over Nebraska. Perkins was drafted by the Baltimore Colts and played in the NFL for five years, including appearances in Super Bowls III and V. After his playing career, Perkins established himself as a head coach, beginning with the New York Giants from 1979-82. Perkins succeeded Paul "Bear" Bryant as Alabama's head coach, compiling a 32-15-1 record and three bowl victories from 1983-86. He followed that with a stint as head coach of the Tampa Bay Buccaneers from 1987-90 and as head coach at Arkansas State in 1992. He was inducted into the Alabama Sports Hall of Fame in 1990.

#### **ARKANSAS – Dennis Winston, Linebacker, 1973-76**

Winston lettered from 1973-76 and was selected to the UA All-Century Team in 1994. He led the Razorbacks with 13.0 tackles for loss and four fumble recoveries as a senior. He recorded more than 200 tackles, including a team-high 97 in 1974, and helped the Razorbacks to the 1976 Cotton Bowl where they defeated Georgia 31-10. Winston was named national Defensive Player of the Week by Sports Illustrated following his 19-tackle performance in the 22-7 win over No. 5 USC in 1974. He was selected in the fifth round of the 1977 NFL Draft by the Pittsburgh Steelers and played 11 seasons for the Steelers and New Orleans Saints. Appearing in 143 games, Winston helped the Steelers to consecutive championships by winning Super Bowls XIII and XIV and is one of only six former Razorbacks to play in multiple Super Bowls. He is a member of the UA Sports Hall of Honor, the Arkansas Sports Hall of Fame and the Southwest Conference Hall of Fame.

#### **AUBURN – Karlos Dansby, Linebacker, 2000-2003**

Karlos Dansby was a linebacker at Auburn from 2000-03, earning All-America honors as a senior in 2003. During his All-America campaign, he had 84 tackles, 5.5 quarterback sacks, 13 tackles for loss and four caused fumbles while helping an Auburn

defense that finished fifth nationally in total defense. A two-time first-team All-SEC selection, Dansby recorded 218 tackles, 10 sacks, 31 tackles for loss and eight interceptions. The 2003 Atlanta Touchdown Club Defensive Back of the Year, Dansby helped Auburn to a pair of SEC Western Division titles. He was a second-round pick of the Arizona Cardinals in 2004 and enjoyed a 14-year NFL career with four teams. A second-team All-Pro in 2013, Dansby is one of five players in NFL history to record 40 sacks and 20 interceptions in their career. He concluded his career with 1,417 tackles, 43 sacks, 127 tackles for loss and 20 interceptions in 212 career games.

#### **FLORIDA – Jevon Kearse, Outside Linebacker, 1996-98**

Jevon Kearse, also known as “The Freak,” came to Florida as a free safety, but became a legend as an outside linebacker. Kearse was a first-team All-SEC selection as a sophomore in 1997, though his 1998 season was one of the most dominant in school history. Kearse racked up 54 tackles, 7.5 sacks, and 13.5 tackles for loss in just 11 games. Those numbers made him a first-team All-American, a Chuck Bednarik Award finalist and the Associated Press SEC Defensive Player of the Year. Kearse declared for the NFL Draft following his junior season and was chosen in the first round by the Tennessee Titans. Kearse was the 1999 NFL Defensive Rookie of the Year and a first-team All-Pro selection. Kearse made three Pro Bowl appearances in his 11-year career with the Titans and Philadelphia Eagles.

#### **GEORGIA – Vince Dooley, Head Coach, 1964-88**

In Vince Dooley's 25 years as head football coach (1964-88), he guided the Bulldogs to a career record of 201-77-10 becoming only the ninth coach in NCAA Division I history to win over 200 games. The Bulldogs won one national championship (1980) and six SEC titles under his direction. He took his teams to 20 Bowl games and coached a Heisman Trophy winner (Herschel Walker, 1982), a Maxwell Award Winner (Walker, 1982), an Outland Award Winner (Bill Stanfill, 1968), 40 First Team All-Americans and 10 Academic All-Americans. He was named NCAA National Coach of the Year in 1980 and SEC Coach of the Year seven times. Under his watch as athletic director (1979-2004), Georgia teams won 23 national championships, 78 SEC team championships and numerous individual national titles in both men's and women's sports. In recognition of his achievements, the field at Sanford Stadium was named in his honor on September 7, 2019.

#### **KENTUCKY – Oliver Barnett, Defensive Tackle, 1986-89**

Oliver Barnett spent much of his collegiate career in the opponent backfield as a pass-rush terror at the University of Kentucky. During his time as a Wildcat, he set school records with 43 tackles for loss, 26 quarterback sacks, and 12 forced fumbles. He earned All-America honors as a senior and All-Southeastern Conference accolades his final two seasons at Kentucky. After his Wildcat days, Barnett played in the Senior Bowl and Blue-Gray all-star games before being selected by the Atlanta Falcons in the NFL Draft. He totaled six NFL seasons with the Falcons, Buffalo Bills and San Francisco 49'ers, including a trip to the 1994 Super Bowl with the Bills.

#### **LSU – Johnny Robinson, Halfback, 1957-59**

Starring on both sides of the ball for LSU in the late 1950s, Johnny Robinson earned first-team All-SEC in 1958. He was a member of LSU's 1958 national title team playing alongside Heisman Trophy winner Billy Cannon for three years. Robinson finished his LSU career with 893 rushing yards, 453 receiving yards and 14 touchdowns and was then selected No. 3 overall by the Detroit Lions in the 1960 NFL Draft and first round draft pick by the Dallas Texans in the 1960 AFL Draft. He played 12 seasons in AFL/NFL, winning Super Bowl IV with the Kansas City Chiefs. Earlier this year, he was inducted to the Pro Football Hall of Fame, recognized for his lead in AFL interceptions

in 1966 and NFL interceptions in 1970. Robinson is also a member of LSU Athletic Hall of Fame, Louisiana Sports Hall of Fame, and Kansas City Chiefs Hall of Fame. In 2019 he was named to the Pro Football Hall of Fame.

### **OLE MISS – Jonathan Nichols, Kicker, 2001-04**

One of the most decorated kickers in Ole Miss history, Jonathan Nichols earned All-America and All-SEC honors during his Rebel career, while being recognized as the nation's top place-kicker in 2003 and receiving the Lou Groza Award. Following his 2004 senior season, Nichols had set 15 school records, including the all-time leading scorer mark with 344 points, which ranked sixth at the time on the SEC career scoring list. He finished his career with 117 consecutive PATs made, ranking as the nation's longest active streak at the time and the fifth-longest in SEC history. A 2018 Ole Miss Sports Hall of Fame inductee, Nichols continues to hold many of those records he set, including single-game marks for most field goals (6) and most points by kicking (21); single-season bests for most points scored (124), most points scored by kicking (124), most field goals (25); and career records for most consecutive extra points (117), and best extra point percentage (1.000 for 3 different seasons).

### **MISSISSIPPI STATE – Barrin Simpson, Linebacker, 1996-99**

Barrin Simpson is one of the greatest linebackers in Bulldog history. An All-American and two-time All-SEC selection, Simpson totaled 296 tackles, 11 tackles for loss, five sacks, 30 QB pressures and three interceptions during his four-year career from 1996-1999. As a senior, he became the first Bulldog linebacker to receive First-Team All-America laurels since 1981. Simpson was the leader of a defensive unit that finished No. 1 in the nation in total defense en route to the program's first 10-win season since 1940, a No. 12 final national ranking and a Peach Bowl victory over Clemson. In one of the most remarkable defensive performances in Egg Bowl history, Simpson collected a career-best 23 tackles, one forced fumble and one recovered fumble in a 1999 MSU victory. Simpson went on to a successful 10-year career in the CFL, earning the league's Most Outstanding Rookie Award in 2001 as a member of the BC Lions and becoming a six-time All-Star. Simpson now coaches high school football in the state of Texas.

### **MISSOURI – Jeremy Maclin, Wide Receiver, 2007-08**

After missing the 2006 season due to a knee injury, Jeremy Maclin burst onto the scene in record-setting fashion and became MU's first-ever freshman to earn first-team All-American honors. He broke the NCAA single-season freshman record for all-purpose yards, amassing a whopping 2,776 yards (1,055 receiving, 1,039 KO return, 375 rushing, 307 punt return). Maclin scored 16 total TDs, to become one of the most dynamic players in all of college football and was the only player in Division I in 2007 to score TDs in all four all-purpose categories. He repeated with consensus first-team All-American honors in 2008 as he led the NCAA in all-purpose yardage (202.36 ypg) and broke MU single-season receiving records with 102 receptions, 1,260 yards and 13 TDs. In just two years, he broke the MU record for career all-purpose yardage, with 5,609 yards. He closed his career with Offensive MVP honors in the 2008 Alamo Bowl. Maclin bypassed his final two years of collegiate eligibility and entered the 2009 NFL Draft, where he was taken with the No. 19 overall selection in the first round by the Philadelphia Eagles.

### **SOUTH CAROLINA – Fred Zeigler, Flanker, 1967-69**

Fred Zeigler was a standout flanker for the Gamecocks in the 1960s. After walking on to the program and playing for the freshman team in 1965, he was redshirted for the 1966 season. He then led the team in receptions in each of the next three seasons, earning first-team All-ACC honors in both 1968 and '69, while leading the Gamecocks to the 1969 ACC title and a berth in the Peach Bowl. He completed his collegiate career as the school's all-time leader in receptions and receiving yards. He was named to the South Carolina Athletics Hall of Fame in 1994 and to the USC Athletics Hall of Fame in 1995. He was later ranked among the Top 50 players in Gamecock history by The State newspaper in 2015. Zeigler earned a bachelor's degree in 1970 and graduated from Carolina Law School in 1974 before embarking on a successful career as an attorney specializing in litigation.

### **TENNESSEE – Darwin Walker, Defensive Line, 1997-99**

Darwin Walker was a two-time All-SEC first-team defensive tackle at Tennessee and a leader on the 1998 undefeated national championship team. After transferring from NC State in 1996, Walker appeared in 35 games and recording 119 tackles, 14 sacks and 19 TFLs for the Orange and White from 1997 to 1999, while earning his degree in civil engineering. Walker had six sacks and 46 tackles en route to All-SEC first-team honors in 1998 as Tennessee went undefeated and won the first BCS National Championship. In 1999, Walker served as a captain for the Vols and repeated on the All-SEC First Team. The Walterboro, S.C., native was selected in the third round of the 2000 NFL Draft and he went on to play nine seasons in the NFL with the Arizona Cardinals, Philadelphia Eagles, Chicago Bears and Carolina Panthers, appearing in 109 games with 84 starts. During his NFL career, Walker built his own engineering firm and today he is a commercial real estate developer who owns several Bojangles, Panera Bread and Wawa franchises.

### **TEXAS A&M – Ed Simonini, Linebacker, 1972-75**

The ringleader of some of the most feared defenses of the 1970s, Texas A&M linebacker Ed Simonini was a consensus All-American and Lombardi Award finalist in 1975 when the Aggies led the NCAA in rushing defense and total defense and allowed just 9.5 points per game. Simonini led the Aggies in tackles three straight years and was named to the All-Southwest Conference Team in each of those seasons (1973-75). He was the SWC's Defensive Player of the Year twice and a member of the SWC's All-Decade Team of the 1970s. He finished his career as the Aggies' all-time leader tackler with 425 stops and he still owns the school's freshman tackles record with 98 in 1972. He was drafted by the Baltimore Colts in the third round of the 1976 NFL Draft and played seven seasons in the NFL.

### **VANDERBILT – Jovan Haye, Defensive End, 2002-04**

A two-team defensive captain for the Commodores, Jovan Haye earned All-Southeastern Conference honors from league coaches in 2003. A native of Jamaica who came to Vanderbilt by way of Dillard High School in south Florida, Haye was a three-year starter on the Commodore defensive front. He finished his collegiate career with 149 total tackles, including 10.5 quarterback sacks, 17 tackles for loss and four forced fumbles. As a sophomore in 2003, Haye ranked among SEC leaders with 12.5 tackles for loss and 8.5 sacks. Haye spent six years in the NFL, playing for Carolina, Cleveland, Tampa Bay, Tennessee and Detroit. In 2019, Haye has served as Vanderbilt's defensive line coach, his first year as a position coach.

## 2020 SEC FOOTBALL WEEKLY SCHEDULE

### September 5

Alabama vs. Southern Cal (Arlington)  
Kent State at Arkansas  
Alcorn State at Auburn  
Eastern Washington at Florida  
Eastern Michigan at Kentucky  
UT-San Antonio at LSU  
Ole Miss vs. Baylor (Houston)  
New Mexico at Mississippi State  
Central Arkansas at Missouri  
Coastal Carolina at South Carolina  
Charlotte at Tennessee  
Abilene Christian at Texas A&M  
Mercer at Vanderbilt

### September 7

Georgia vs. Virginia (Atlanta)

### September 12

Georgia State at Alabama  
Arkansas at Notre Dame  
Auburn vs. North Carolina (Atlanta)  
Kentucky at Florida  
East Tennessee State at Georgia  
Texas at LSU  
Southeast Missouri State at Ole Miss  
Mississippi State at North Carolina State  
Vanderbilt at Missouri  
East Carolina at South Carolina  
Tennessee at Oklahoma  
North Texas at Texas A&M

### September 19

Georgia at Alabama  
South Alabama at Florida  
Kent State at Kentucky  
LSU vs. Rice (Houston)  
Auburn at Ole Miss  
Arkansas at Mississippi State  
Missouri at South Carolina  
Furman at Tennessee  
Colorado at Texas A&M  
Vanderbilt at Kansas State

### September 26

Kent State at Alabama  
Arkansas vs. Texas A&M (Arlington)  
Southern Miss at Auburn  
UL-Monroe at Georgia

South Carolina at Kentucky  
Ole Miss at LSU  
Tulane at Mississippi State  
Eastern Michigan at Missouri  
Florida at Tennessee  
Colorado State at Vanderbilt

### October 3

Charleston Southern at Arkansas  
Kentucky at Auburn  
South Carolina at Florida  
Vanderbilt at Georgia  
Nicholls State at LSU  
Alabama at Ole Miss  
Texas A&M at Mississippi State  
Missouri at Tennessee

### October 10

Alabama at Arkansas  
LSU at Florida  
Auburn at Georgia  
Eastern Illinois at Kentucky  
Missouri at BYU  
Tennessee at South Carolina  
Fresno State at Texas A&M  
Ole Miss at Vanderbilt

### October 17

Mississippi State at Alabama  
LSU at Arkansas  
Texas A&M at Auburn  
Vanderbilt at Kentucky  
Florida at Ole Miss  
Georgia at Missouri

### October 24

Mississippi State at LSU  
Middle Tennessee at Ole Miss  
Kentucky at Missouri  
Texas A&M at South Carolina  
Alabama at Tennessee

### October 31

Tennessee at Arkansas  
Florida vs. Georgia (Jacksonville)  
Auburn at Mississippi State  
South Carolina at Vanderbilt

### November 7

Arkansas at Auburn  
Alabama at LSU  
Missouri at Mississippi State  
Georgia at South Carolina  
Kentucky at Tennessee  
Ole Miss at Texas A&M  
Florida at Vanderbilt

### November 14

UT-Martin at Alabama  
Ole Miss at Arkansas  
UMass at Auburn  
Missouri at Florida  
Tennessee at Georgia  
Mississippi State at Kentucky  
South Carolina at LSU  
Vanderbilt at Texas A&M

### November 21

Texas A&M at Alabama  
UL-Monroe at Arkansas  
LSU at Auburn  
New Mexico State at Florida  
Georgia at Kentucky  
Georgia Southern at Ole Miss  
Alabama A&M at Mississippi State  
UL-Lafayette at Missouri  
Wofford at South Carolina  
Troy at Tennessee  
Louisiana Tech at Vanderbilt

### November 26 (Thursday)

Mississippi State at Ole Miss

### November 28

Auburn at Alabama  
Florida at Florida State  
Georgia Tech at Georgia  
Kentucky at Louisville  
Arkansas at Missouri  
South Carolina at Clemson  
LSU at Texas A&M  
Tennessee at Vanderbilt

### Dec. 5

SEC Football Championship (Atlanta)

## 2020 SEC FOOTBALL TEAM-BY-TEAM SCHEDULE

### ALABAMA

Sept. 5 vs. Southern Cal (Dallas)  
 Sept. 12 GEORGIA STATE  
 Sept. 19 GEORGIA  
 Sept. 26 KENT STATE  
 Oct. 3 at Ole Miss  
 Oct. 10 at Arkansas  
 Oct. 17 MISSISSIPPI STATE  
 Oct. 24 at Tennessee  
 Oct. 31 Open Date  
 Nov. 7 at LSU  
 Nov. 14 UT-MARTIN  
 Nov. 21 TEXAS A&M  
 Nov. 28 AUBURN

### ARKANSAS

Sept. 5 KENT STATE  
 Sept. 12 at Notre Dame  
 Sept. 19 at Mississippi State  
 Sept. 26 vs. Texas A&M (Arlington)  
 Oct. 3 CHARLESTON SOUTHERN  
 Oct. 10 ALABAMA  
 Oct. 17 LSU  
 Oct. 24 Open Date  
 Oct. 31 TENNESSEE  
 Nov. 7 at Auburn  
 Nov. 14 OLE MISS  
 Nov. 21 UL-MONROE  
 Nov. 28 at Missouri

### AUBURN

Sept. 5 ALCORN STATE  
 Sept. 12 vs. North Carolina (Atlanta)  
 Sept. 19 at Ole Miss  
 Sept. 26 SOUTHERN MISS  
 Oct. 3 KENTUCKY  
 Oct. 10 at Georgia  
 Oct. 17 TEXAS A&M  
 Oct. 24 Open Date  
 Oct. 31 at Mississippi State  
 Nov. 7 ARKANSAS  
 Nov. 14 UMASS  
 Nov. 21 LSU  
 Nov. 28 at Alabama

### FLORIDA

Sept. 5 EASTERN WASHINGTON  
 Sept. 12 KENTUCKY  
 Sept. 19 SOUTH ALABAMA  
 Sept. 26 at Tennessee  
 Oct. 3 SOUTH CAROLINA  
 Oct. 10 LSU  
 Oct. 17 at Ole Miss  
 Oct. 24 Open Date  
 Oct. 31 vs. Georgia (Jacksonville)  
 Nov. 7 at Vanderbilt  
 Nov. 14 MISSOURI  
 Nov. 21 NEW MEXICO STATE  
 Nov. 28 at Florida State

### GEORGIA

Sept. 7 (Mon.) vs. Virginia (Atlanta)  
 Sept. 12 EAST TENNESSEE STATE  
 Sept. 19 at Alabama  
 Sept. 26 UL-MONROE  
 Oct. 3 VANDERBILT  
 Oct. 10 AUBURN  
 Oct. 17 at Missouri  
 Oct. 24 Open Date  
 Oct. 31 vs. FLORIDA (Jacksonville)  
 Nov. 7 at South Carolina  
 Nov. 14 TENNESSEE

Nov. 21 at Kentucky  
 Nov. 28 GEORGIA TECH

### KENTUCKY

Sept. 5 EASTERN MICHIGAN  
 Sept. 12 at Florida  
 Sept. 19 KENT STATE  
 Sept. 26 SOUTH CAROLINA  
 Oct. 3 at Auburn  
 Oct. 10 EASTERN ILLINOIS  
 Oct. 17 VANDERBILT  
 Oct. 24 at Missouri  
 Oct. 31 Open Date  
 Nov. 7 at Tennessee  
 Nov. 14 MISSISSIPPI STATE  
 Nov. 21 GEORGIA  
 Nov. 28 at Louisville

### LSU

Sept. 5 UT-SAN ANTONIO  
 Sept. 12 TEXAS  
 Sept. 19 vs. Rice (Houston)  
 Sept. 26 OLE MISS  
 Oct. 3 NICHOLLS STATE  
 Oct. 10 at Florida  
 Oct. 17 at Arkansas  
 Oct. 24 MISSISSIPPI STATE  
 Oct. 31 Open Date  
 Nov. 7 ALABAMA  
 Nov. 14 SOUTH CAROLINA  
 Nov. 21 at Auburn  
 Nov. 28 at Texas A&M

### OLE MISS

Sept. 5 vs. Baylor (Houston)  
 Sept. 12 SOUTHEAST MISSOURI ST.  
 Sept. 19 AUBURN  
 Sept. 26 at LSU  
 Oct. 3 ALABAMA  
 Oct. 10 at Vanderbilt  
 Oct. 17 FLORIDA  
 Oct. 24 MIDDLE TENNESSEE  
 Oct. 31 Open Date  
 Nov. 7 at Texas A&M  
 Nov. 14 at Arkansas  
 Nov. 21 GEORGIA SOUTHERN  
 Nov. 26 (Thu.) MISSISSIPPI STATE

### MISSISSIPPI STATE

Sept. 5 NEW MEXICO  
 Sept. 12 at North Carolina State  
 Sept. 19 ARKANSAS  
 Sept. 26 TULANE  
 Oct. 3 TEXAS A&M  
 Oct. 10 Open Date  
 Oct. 17 at Alabama  
 Oct. 24 at LSU  
 Oct. 31 AUBURN  
 Nov. 7 MISSOURI  
 Nov. 14 at Kentucky  
 Nov. 21 ALABAMA A&M  
 Nov. 26 (Thu.) at Ole Miss

### MISSOURI

Sept. 5 CENTRAL ARKANSAS  
 Sept. 12 VANDERBILT  
 Sept. 19 at South Carolina  
 Sept. 26 EASTERN MICHIGAN  
 Oct. 3 at Tennessee  
 Oct. 10 at BYU  
 Oct. 17 GEORGIA  
 Oct. 24 KENTUCKY

Oct. 31 Open Date  
 Nov. 7 at Mississippi State  
 Nov. 14 at Florida  
 Nov. 21 UL-LAFAYETTE  
 Nov. 28 ARKANSAS

### SOUTH CAROLINA

Sept. 5 COASTAL CAROLINA  
 Sept. 12 EAST CAROLINA  
 Sept. 19 MISSOURI  
 Sept. 26 at Kentucky  
 Oct. 3 at Florida  
 Oct. 10 TENNESSEE  
 Oct. 17 Open Date  
 Oct. 24 TEXAS A&M  
 Oct. 31 at Vanderbilt  
 Nov. 7 GEORGIA  
 Nov. 14 at LSU  
 Nov. 21 WOFFORD  
 Nov. 28 at Clemson

### TENNESSEE

Sept. 5 Charlotte  
 Sept. 12 at Oklahoma  
 Sept. 19 FURMAN  
 Sept. 26 FLORIDA  
 Oct. 3 MISSOURI  
 Oct. 10 at South Carolina  
 Oct. 17 Open Date  
 Oct. 24 ALABAMA  
 Oct. 31 at Arkansas  
 Nov. 7 KENTUCKY  
 Nov. 14 at Georgia  
 Nov. 21 TROY  
 Nov. 28 at Vanderbilt

### TEXAS A&M

Sept. 5 ABILENE CHRISTIAN  
 Sept. 12 NORTH TEXAS  
 Sept. 19 COLORADO  
 Sept. 26 vs. ARKANSAS (Arlington)  
 Oct. 3 at Mississippi State  
 Oct. 10 FRESNO STATE  
 Oct. 17 at Auburn  
 Oct. 24 at South Carolina  
 Oct. 31 Open Date  
 Nov. 7 OLE MISS  
 Nov. 14 VANDERBILT  
 Nov. 21 at Alabama  
 Nov. 28 LSU

### VANDERBILT

Sept. 5 MERCER  
 Sept. 12 at Missouri  
 Sept. 19 at Kansas State  
 Sept. 26 COLORADO STATE  
 Oct. 3 at Georgia  
 Oct. 10 OLE MISS  
 Oct. 17 at Kentucky  
 Oct. 24 Open Date  
 Oct. 31 SOUTH CAROLINA  
 Nov. 7 FLORIDA  
 Nov. 14 at Texas A&M  
 Nov. 21 LOUISIANA TECH  
 Nov. 28 TENNESSEE



# 2020 SEC FOOTBALL SCHEDULE

(Tentative and Subject to Change)



Date Team	Sept. 5	Sept. 12	Sept. 19	Sept. 26	Oct. 3	Oct. 10	Oct. 17	Oct. 24	Oct. 31	Nov. 7	Nov. 14	Nov. 21	Nov. 28
<b>ALABAMA</b>	SOUTHERN CAL Arlington	GEORGIA STATE Tuscaloosa	GEORGIA Tuscaloosa	KENT STATE Tuscaloosa	OLE MISS Oxford	ARKANSAS Fayetteville	MISSISSIPPI STATE Tuscaloosa	TENNESSEE Knoxville		LSU Baton Rouge	UT MARTIN Tuscaloosa	TEXAS A&M Tuscaloosa	AUBURN Tuscaloosa
<b>ARKANSAS</b>	KENT STATE Fayetteville	NOTRE DAME South Bend	MISSISSIPPI STATE Starkville	TEXAS A&M Arlington	CHARLESTON SOUTHERN Fayetteville	ALABAMA Fayetteville	LSU Fayetteville		TENNESSEE Fayetteville	AUBURN Auburn	OLE MISS Fayetteville	LOUISIANA-MONROE Fayetteville	MISSOURI Columbia
<b>AUBURN</b>	ALCORN STATE Auburn	NORTH CAROLINA Atlanta	OLE MISS Oxford	SOUTHERN MISS Auburn	KENTUCKY Auburn	GEORGIA Athens	TEXAS A&M Auburn		MISSISSIPPI STATE Starkville	ARKANSAS Auburn	UMASS Auburn	LSU Auburn	ALABAMA Tuscaloosa
<b>FLORIDA</b>	EASTERN WASHINGTON Gainesville	KENTUCKY Gainesville	SOUTH ALABAMA Gainesville	TENNESSEE Knoxville	SOUTH CAROLINA Gainesville	LSU Gainesville	OLE MISS Oxford		GEORGIA Jacksonville	VANDERBILT Nashville	MISSOURI Gainesville	NEW MEXICO STATE Gainesville	FLORIDA STATE Tallahassee
<b>GEORGIA</b>	VIRGINIA Atlanta (Sept. 7)	EAST TENNESSEE Athens	ALABAMA Tuscaloosa	LOUISIANA-MONROE Athens	VANDERBILT Athens	AUBURN Athens	MISSOURI Columbia		FLORIDA Jacksonville	SOUTH CAROLINA Columbia	TENNESSEE Athens	KENTUCKY Lexington	GEORGIA TECH Athens
<b>KENTUCKY</b>	EASTERN MICHIGAN Lexington	FLORIDA Gainesville	KENT STATE Lexington	SOUTH CAROLINA Lexington	AUBURN Auburn	EASTERN ILLINOIS Lexington	VANDERBILT Lexington	MISSOURI Columbia		TENNESSEE Knoxville	MISSISSIPPI STATE Lexington	GEORGIA Lexington	LOUISVILLE Louisville
<b>LSU</b>	UTSA Baton Rouge	TEXAS Baton Rouge	RICE Houston	OLE MISS Baton Rouge	NICHOLLS STATE Baton Rouge	FLORIDA Gainesville	ARKANSAS Fayetteville	MISSISSIPPI STATE Baton Rouge		ALABAMA Baton Rouge	SOUTH CAROLINA Baton Rouge	AUBURN Auburn	TEXAS A&M College Station
<b>OLE MISS</b>	BAYLOR Houston	SEMO Oxford	AUBURN Oxford	LSU Baton Rouge	ALABAMA Oxford	VANDERBILT Nashville	FLORIDA Oxford	MTSU Oxford		TEXAS A&M College Station	ARKANSAS Fayetteville	GEORGIA SOUTHERN Oxford	MISSISSIPPI STATE Oxford (Nov. 26)
<b>MISSISSIPPI STATE</b>	NEW MEXICO Starkville	NC STATE Raleigh	ARKANSAS Starkville	TULANE Starkville	TEXAS A&M Starkville	BYU Provo	ALABAMA Tuscaloosa	LSU Baton Rouge	AUBURN Starkville	MISSOURI Starkville	KENTUCKY Lexington	ALABAMA A&M Starkville	OLE MISS Oxford (Nov. 26)
<b>MISSOURI</b>	CENTRAL ARKANSAS Columbia	VANDERBILT Columbia	SOUTH CAROLINA Columbia, S.C.	EASTERN MICHIGAN Columbia	TENNESSEE Knoxville		GEORGIA Columbia	KENTUCKY Columbia		MISSISSIPPI STATE Starkville	FLORIDA Gainesville	LOUISIANA-LAFAYETTE Columbia	ARKANSAS Columbia
<b>SOUTH CAROLINA</b>	COASTAL CAROLINA Columbia	EAST CAROLINA Columbia	MISSOURI Columbia, S.C.	KENTUCKY Lexington	FLORIDA Gainesville	TENNESSEE Columbia		TEXAS A&M Columbia	VANDERBILT Nashville	GEORGIA Columbia	LSU Baton Rouge	WOFFORD Columbia	CLEMSON Clemson
<b>TENNESSEE</b>	CHARLOTTE Knoxville	OKLAHOMA Norman	FURMAN Knoxville	FLORIDA Knoxville	MISSOURI Knoxville	SOUTH CAROLINA Columbia		ALABAMA Knoxville	ARKANSAS Fayetteville	KENTUCKY Knoxville	GEORGIA Athens	TROY Knoxville	VANDERBILT Nashville
<b>TEXAS A&amp;M</b>	ABILENE CHRISTIAN College Station	NORTH TEXAS College Station	COLORADO College Station	ARKANSAS Arlington	MISSISSIPPI STATE Starkville	FRESNO STATE College Station	AUBURN Auburn	SOUTH CAROLINA Columbia		OLE MISS College Station	VANDERBILT College Station	ALABAMA Tuscaloosa	LSU College Station
<b>VANDERBILT</b>	MERCER Nashville	MISSOURI Columbia	KANSAS STATE Manhattan	COLORADO STATE Nashville	GEORGIA Athens	OLE MISS Nashville	KENTUCKY Lexington		SOUTH CAROLINA Nashville	FLORIDA Nashville	TEXAS A&M College Station	LOUISIANA TECH Nashville	TENNESSEE Nashville

# 2019 PRIMARY SEC FOOTBALL CONTACTS



## ALABAMA

Josh Maxson/ Assistant AD / Football Communications  
FAX: (205) 348-8841  
E-Mail: jmaxson@ia.ua.edu

**(205) 348-3631**

P.O. Box 870391  
Tuscaloosa, AL 35487-0391  
Internet: <http://www.rolltide.com>



## ARKANSAS

Kyle Parkinson, Associate AD/ Communications  
FAX: (479) 575-7481  
E-Mail: kparkin@uark.edu

**(479) 575-2752**

is 350 N Razorback Road  
Fayetteville, AR 72701  
Internet: <http://www.ArkansasRazorbacks.com>



## AUBURN

Shelly Poe, Assistant AD/Media Relations (slp0019@auburn.edu)  
Kirk Sampson, Associate AD/Communications (kirk@auburn.edu)  
FAX: (334) 844-9807

**(334) 844-9800**

392 S. Donahue Drive  
Auburn, AL 36849  
Internet: <http://www.auburntigers.com>



## FLORIDA

Steve McClain, Senior Associate AD (Stevem@gators.ufl.edu)  
Will Pantages, Asst. Dir/Communications (WillP@Gators.ufl.edu)  
FAX: (352) 375-4809

**(352) 375-4683 ext. 6100**

P.O. Box 14485  
Gainesville, FL 32604-2485  
Internet: <http://www.FloridaGators.com>



## GEORGIA

Claude Felton, Sr. Associate AD/Sports Communications  
FAX: (706) 542-9339  
E-Mail: cfelton@sports.uga.edu

**(706) 542-1621**

P.O. Box 1472  
Athens, GA 30603-1472  
Internet: <http://www.georgiadogs.com>



## KENTUCKY

Susan Lax, Director/Communications & PR (Slax0@uky.edu)  
Tony Neely, Assistant AD/Communications & PR (tneely@uky.edu)  
FAX: (859) 323-4310

**(859) 257-3838**

Joe Craft Center, 338 Lexington Avenue  
Lexington, KY 40506  
Internet: <http://www.UKathletics.com>



## LSU

Michael Bonnette, Associate AD/Sports Information  
FAX: (225) 578-1861  
E-Mail: mbonnet@lsu.edu

**(225) 578-8226**

LSU Athletic Administration Building  
Baton Rouge, LA 70803  
Internet: <http://www.LSUsports.net>



## OLE MISS

Kyle Campbell, Associate AD/Communications  
FAX: (662) 915-7006  
E-Mail: kyle@olemiss.edu

**(662) 915-7522**

908 All-American Drive  
University, MS 38677  
Internet: <http://www.OleMissSports.com>



## MISSISSIPPI STATE

Bill Martin, Associate AD (bmartin@athletics.msstate.edu)  
Brandon Langlois, Assoc. Director (BLanglois@athletics.msstate.edu)  
FAX: (662) 325-2563

**(662) 325-0967**

P.O. Box 5308  
Mississippi State, MS 39762  
Internet: <http://www.hailstate.com>



## MISSOURI

Chad Moller, Associate AD/Communications  
FAX: (573) 882-4720  
E-Mail: mollerc@missouri.edu

**(573) 882-0712**

Hearnes Center ; P.O. Box 677  
Columbia, MO 65205  
Internet: <http://www.mutigers.com>



## SOUTH CAROLINA

Steve Fink, Assistant AD/Communications  
FAX: (803) 777-2967  
E-Mail: finksc@mailbox.sc.edu

**(803) 777-7987**

Rice Athletics Center, 1304 Heyward Street  
Columbia, SC 29208  
Internet: <http://www.gamecocksonline.com>



## TENNESSEE

Zach Stipe, Director of Football Communications  
FAX: (865) 974-1269  
E-Mail: zstipe@tennessee.edu

**(865) 974-4167**

Anderson Training Center, 1551 Lake Loudon Blvd.  
Knoxville, TN 37966  
Internet: <http://www.utsports.com>



## TEXAS A&M

Alan Cannon, Associate AD/Communication  
FAX: (979) 458-2273  
E-Mail: acannon@athletics.tamu.edu

**(979) 845-5725**

Texas A&M Athletics Department, 1228 TAMU  
College Station, TX 77843-1228  
Internet: <http://www.12thMan.com>



## VANDERBILT

Larry Leathers, Assistant Director/Communications  
FAX: (615) 343-7064  
E-Mail: larry.leathers@vanderbilt.edu

**(615) 343-6437**

2601 Jess Neely Drive  
Nashville, TN 37212  
Internet: <http://www.vucommodores.com>



## SEC OFFICE

Chuck Dunlap, Director of Communications (cdunlap@sec.org)  
Ben Beaty, Assistant Director (bbeaty@sec.org)  
FAX: (205) 458-3030

**(205) 458-3000**

2201 Arrington Blvd. North  
Birmingham, AL 35203-1103  
Internet: <http://www.SECsports.com>



# The SEC

## IT JUST MEANS MORE.

Scholars. Champions. Leaders. These are the pillars of the Southeastern Conference, and together they represent the vision for an 86-year-old intercollegiate athletic conference that continues to experience unparalleled success. Ranging from record-breaking accomplishments by student-athletes and administrators to significant growth in media, sponsorship, and branding, the SEC continues to prove on every front why it is SECond to None.

The Conference continues to deliver record financial distributions to its member universities, which makes it possible for the Conference to support scholars through and beyond graduation, win championships in every sponsored varsity sport, and ultimately prepare young people to change the world.

The SEC's leadership believes strongly that intercollegiate athletic conferences have an obligation to aid in Student-Athlete Development and Achievement, both academically and athletically. As such, the SEC was the first conference to establish a Student-Athlete Career Tour designed to prepare students for professions after graduation, and this year the Conference again welcomed 28 students to Atlanta for a multi-day series of meetings and development. And the SEC has integrated its student-athlete leadership councils into its annual meetings to provide its young people a greater voice in their own collegiate experience.

The SEC continues to strengthen its relationships in Media and Sponsorship. The SECESPN Network is now available on every major cable provider and every nationwide, multi-channel subscription streaming service in the marketplace. The SEC Network also reaches 140 countries outside the U.S.

The SEC is a place where Innovation and Leadership are expected and pursued. However, the pursuit extends beyond championship rings and trophies to include officiating, administration, and other initiatives. For example, on the heels of its football and men's basketball collaborative replay success, this year the SEC became the first collegiate conference to introduce centralized video review in baseball.

The SEC has also amplified its position relative to Branding and Celebration efforts. As SECU was renamed "SEC Academic Relations," it heightened its focus on programs and activities designed to highlight the teaching, research and service accomplished on SEC campuses. The Conference also executed Year Four of the "It Just Means More" branding campaign, continuing its presence on radio, TV and online while saturating national championship cities with digital outdoor exposure.

The SEC's Athletic Achievements have historically been—and continue to be—unprecedented. The SEC continues to win national championships in multiple sports, including six national championship matchups since March 2017 that exclusively featured SEC teams (Women's Final Four, College World Series, College Football Playoff Championship and three times in Equestrian).

## STUDENT-ATHLETE DEVELOPMENT AND ACHIEVEMENT

### Student-Athlete Career Tour

A total of 28 current and former Southeastern Conference student-athletes participated in the third SEC Career Tour in Atlanta in November 2018. The group visited the headquarters and met with executives and talent acquisition staff at several corporations including UPS, Children's Healthcare of Atlanta, The Home Depot and the Atlanta Hawks organization.

### SEC Student-Athletes and Community Service

SEC student-athletes conducted more than 50,000 hours of combined community service work during the 2018-19 academic year. Each year the SEC awards a \$5,000 scholarship to a male and female nominee from each school for the Brad Davis SEC Community Service Award, and \$10,000 goes to the two student-athletes selected each year as the Brad Davis SEC Community Service Leaders of the Year. In 2018-19, Auburn University equestrian athlete Megan Rauh and University of Florida track & field athlete Sam Ahrenholz were named winners of the prestigious award.

### SEC in the NCAA's 2019 Today's Top 10

Three SEC student-athletes were among the 10 student-athletes from across the country named

as recipients of the NCAA's 2019 Today's Top 10 Award. Alabama swimmer Lucas Kaliszak, Florida gymnast Alex McMurtry and Georgia track and field athlete Keturah Orji earned the award that recognizes former student-athletes for their successes in competition, in the classroom and in the community. Recipients completed their athletics eligibility during the 2017-18 academic year and were recognized at the NCAA Honors Celebration in January 2019 in Orlando, Florida.

### NCAA Woman of the Year – Georgia's Keturah Orji

Georgia track and field legend Keturah Orji was named the 2018 NCAA Woman of the Year at an awards dinner in Indianapolis, Ind., in October 2018. Orji becomes the first winner from Georgia's track and field program and the fourth winner overall from the University of Georgia. All finalists - including three from each NCAA division - demonstrated excellence in academics, athletics, community service and leadership throughout their collegiate careers. Finalists were selected from a group of 30 Woman of the Year honorees which included 10 honorees from each NCAA division and represented a variety of sports. Schools nominated a record 581 college athletes for the award.

### SEC Among Honda Award Winners

Three of the 12 Honda Sport Award recipients named in June 2018 were SEC student-athletes. South Carolina basketball player A'ja Wilson, Ole Miss tennis player Arienne Hartono and Florida volleyball player Rhamat Alhassan were honored at the 42nd annual Collegiate Women Sports Awards in late June 2018 in Los Angeles. The Collegiate Women's Sports Awards honor the nation's top NCAA women athletes for superior athletic skills, leadership, academic excellence and participation in community service. Since commencing its sponsorship in 1986, Honda has provided more than \$3 million in institutional grants to the universities of the award winners and nominees to support women's athletics programs.

### SEC in the NFL Draft

The SEC led the nation's conferences in NFL Draft picks for the 13th consecutive year in 2019 with 64 selections, an NFL Draft record for any conference. For the eighth time in the last nine years, the SEC led the nation in First Round NFL Draft selections with nine. During the last 13 NFL Drafts, the SEC has a nation-leading 120 players taken in the opening round, an average of over nine per season. The SEC now has an impressive 96 First Round NFL Draft selections so far this decade.

## MEDIA + SPONSORSHIP

### SEC Tabs Evolution Media/CAA TV Group as Media Advisors

The SEC appointed leading sports media advisory firm Evolution Media/Creative Artists Agency (CAA) as its exclusive media advisors in 2018. Under its long-term agreement, Evolution and CAA's television division will work collaboratively to advise the SEC on the evolving media marketplace and assist the conference in its future media rights negotiations.

Evolution Media's clients have included the International Olympic Committee, WWE, the National Hockey League, Major League Soccer, PGA of America, PGA TOUR, Riot Games, Top Rank Boxing, the Los Angeles Dodgers, the Arizona Diamondbacks, and the Boston Celtics, among other leading teams and associations. Evolution has advised on more than \$38 billion in media rights transactions since 2008.

Creative Artists Agency (CAA) represents many of the most successful and innovative professionals working in sports, film, television, music, video games, theatre, commercial endorsements, and digital content, and provides a range of strategic marketing and consulting services to corporate clients.

### SEC Viewership Continues Growth

The SEC participated in the three highest rated college football games in 2018, including the CFP Championship Game that generated a 13.8 rating with 25.28 million viewers. Among highest rated TV games in 2018, the SEC participated in five of the top 10 games, eight of the top 15 games and 10 of the top 20 games. The SEC on CBS in 2018 produced the five most-viewed games of the regular season and the SEC Football Championship saw its highest rating since 2007. In fact, the SEC Football Championship Game posted a higher rating than both CFP Semifinal games.

Meanwhile, the SEC Network remains one of the most vibrant sports networks in all of television. The SEC Network is available on every major cable and satellite provider in the United

## The SEC

States, every nationwide multichannel subscription streaming service and is available in 140 countries outside the US. Important SEC notes to know:

- Over 250 students across the 14 campuses were involved in production of SEC Network events in 2018-19
- More than 70 SEC marching band halftime performances were streamed live on the ESPN App in 2018
- The SEC Network featured new episodes of "SEC Homecoming" including interviews with former
- Augusta national Golf Club Chairman Billy Payne, singer and songwriter Darius Rucker and Lockheed
- Martin president and CEO Marylin Hewson

### INNOVATION + LEADERSHIP

#### Football Timeout Clock

The SEC revolutionized the football fan experience in Fall 2018 with the implementation of a visible television timeout countdown clock on the field at all 14 SEC football venues. The onfield display allows fans, game officials and both teams to view the remaining time during each television commercial stoppage from anywhere in the stadium.

The display is operated by the TV timeout coordinator, or 'Red Hat,' on the field during television commercial breaks and is turned off during routine game action. The time shown on the TV timeout countdown clock is the official time remaining in a timeout. The SEC worked with Victory Game Clocks to develop the TV timeout countdown clock for the 2018 football season.

The SEC TV timeout countdown clock was also utilized at the SEC Championship Game on December 1, in Atlanta, Ga., at Mercedes-Benz Stadium and then was adopted for use during the College Football Playoff Semifinals and Championship Game.

#### Baseball Centralized Replay

The SEC began use of a Centralized Video Review process for Conference baseball games in 2019, becoming the first conference to use a centralized process as permitted by NCAA rules. A Replay Official in the SEC Video Center, located in the Conference Office, reviews plays in SEC vs. SEC games and renders decisions that are communicated to the on-site umpire crew. The process is consistent with the system used by Major League Baseball.

Baseball is the third sport in which the SEC has implemented a collaborative or centralized replay system. The SEC successfully implemented a collaborative replay process in the sport of football in 2016, and the Conference secured NCAA approval to implement a collaborative instant replay process in men's basketball the following year.

#### SEC Football Media Days Presented by Regions Bank Goes to Atlanta

For the first time since SEC Football Media Days was created in 1985, the popular midsummer media extravaganza was held outside of the Birmingham area. The College Football Hall of Fame in Atlanta served as the primary host venue for SEC Football Media Days in July 2018 with the neighboring Omni Atlanta Hotel at CNN Center serving as site for many of the Media Days functions as well.

#### SEC Holds First Football Summerfest Presented by Regions Bank

The inaugural SEC Football Kickoff Summerfest presented by Regions Bank was held in Atlanta's Centennial Olympic Park in July 2018. The first-of-its-kind free fan event was held in conjunction with the SEC's annual Football Media Days at the nearby College Football Hall of Fame and Omni Atlanta Hotel at CNN Center.

Fans attending SEC Summerfest had an opportunity to engage with fellow SEC fans in a family-friendly game day environment that included live music, food trucks, interactives and much more. SEC Summerfest was anchored by the SEC Network's traveling road show, SEC Nation, which broadcast live from the event.

#### Media participation in spring football game officiating

The SEC invited media members to participate as game officials during Georgia's April 2019 Spring Football Game and engaged with the SEC Network to provide behind-the-scenes information and experiences to educate the public on SEC football officiating procedures. In addition to ESPN talent, participants included media representatives from the Associated Press, Sports

Illustrated, CBSsports.com and USA Today.

#### Leaders in Attendance

- SEC Football has led the nation in football attendance for 21 consecutive seasons and enjoys nearly a 10 thousand per game and 1.1 million overall edge over its next closest conference peer.
- The SEC Championship Game saw its second-highest attendance in history in 2018 and most since 1993.
- SEC Baseball has led the nation in attendance 23 years in a row. Total attendance in 2018 surpassed 2.2 million and no other conference reached the 1 million mark.
- SEC Women's Basketball has led the nation in attendance four years in a row.

### BRANDING + CELEBRATION

#### SEC Expands Academic Initiative

The SEC announced it was expanding the scope and changing the name of its 13-year-old academic initiative to better leverage the success of its intercollegiate athletics programs in support of the broad mission of each of its 14 member universities.

Formerly known as SECU, SEC Academic Relations focuses on presenting programs and activities designed to highlight the teaching, research and service accomplishments of SEC students, faculty and staff, including related successes within the Conference's intercollegiate athletics programs.

#### "It Just Means More" Campaign and Associated Branding

When the SEC kicked off its comprehensive "It Just Means More" marketing campaign, it set out to show the other side of the SEC: one of history, legacy, and an overall positive impact on our people, our communities, our state, and our nation. In addition to a series of television and radio spots, print advertisements, and a social media strategy, this year the SEC continued to expand the reach of its "It Just Means More" campaign through the utilization of outdoor digital signage in cities hosting significant events. Locations included the San Jose area for the CFP Championship Game; Louisville, Kansas City, Washington, DC, and Chicago for men's and women's basketball Sweet Sixteen games, and Minneapolis for the Men's Final Four.

#### SEC Celebrates Academic Achievement with Graduate Patch

A total of 156 football student-athletes wore the SEC Graduate Patch in 2018 post-season football bowl games and 21 SEC basketball student-athletes wore the mark in national post-season tournaments following the 2019 hoops season. In all, more than 350 student-athletes wore the patch in all sports in 2018-19.

The SEC introduced the patch in 2016 for student-athletes in all sports who have graduated but have not exhausted their eligibility. The SEC logo patch on their uniforms is replaced with a special patch highlighting the word "Graduate" underneath the conference logo. The patch is similar in design for all conference schools, but it is school-specific in color.



# COLLEGE FOOTBALL PLAYOFF

## EVERY GAME COUNTS

The College Football Playoff (CFP) is a four-team event to determine college football's national champion on the field, while preserving the significance of college football's unique regular season where every game counts.

## FOUR TEAMS

The selection committee ranks the teams based on the members' evaluation of the teams' performance on the field, using conference championships won, strength of schedule, head-to-head results, and comparison of results against common opponents to decide among teams that are comparable.

## TRADITION

The New Year's holiday period belongs to college football, with two semifinal games rotating annually among the Cotton Bowl, Fiesta Bowl, Orange Bowl, Peach Bowl, Rose Bowl and Sugar Bowl.

## CHAMPIONSHIP MONDAY

The two winning teams from the Playoff Semifinals compete for the College Football Playoff National Championship. The national championship game is in a different city each year, always on a Monday night.

## UNIVERSAL ACCESS

Every Football Bowl Subdivision (FBS) team has equal access to the College Football Playoff based on its performance. No team automatically qualifies.

## GOVERNANCE

University presidents and chancellors from all 10 FBS conferences and Notre Dame serve as the board of managers and govern the administrative operations, with commissioners (the Management Committee) managing the event. A small staff in the playoff office in Irving, Texas, carries out the day-to-day responsibilities.

## SELECTION COMMITTEE

A talented group of high-integrity individuals with experience as coaches, student-athletes, college administrators and journalists, along with sitting athletics directors, comprise the selection committee. Members of the committee are Rob Mullens (chair), Gary Barta, Frank Beamer, Paola Boivin, Joe Castiglione, Ken Hatfield, Chris Howard, Ronnie Lott, Terry Mohajir, Ray Odierno, R.C. Slocum, Todd Stansbury and Scott Stricklin.

## COLLEGE FOOTBALL PLAYOFF

[collegefootballplayoff.com](http://collegefootballplayoff.com) |     [cfbplayoff](#) | [#CFBPlayoff](#)





# COLLEGE FOOTBALL PLAYOFF

## SELECTION COMMITTEE RESPONSIBILITIES








- Rank the top 25 teams and assign the top four to semifinals sites.
- Assign teams to New Year's bowls.
  - Create competitive matchups.
  - Attempt to avoid rematches of regular-season games and repeat appearances in specific bowls.
  - Consider geography.

## PARTICIPANTS IN THE NEW YEAR'S BOWLS

Both participants in the Orange, Rose and Sugar Bowls are contracted outside the playoff arrangement (Big Ten and Pac-12 to Rose Bowl; SEC and Big 12 to Sugar Bowl; ACC to Orange Bowl against the highest-ranked available team from the SEC, Big Ten and Notre Dame). If a conference champion qualifies for the playoff, then the bowl will choose a replacement from that conference. When those bowls host the semifinals and their contracted conference champions do not qualify, then the displaced champion(s) will play in one of the other New Year's bowls.

When not hosting semifinals, the Cotton, Fiesta and Peach Bowls will welcome displaced conference champions and the top-ranked champion from a non-contract conference. The highest-ranked available teams will fill any other berths. The selection committee will make the pairings.

## SCHEDULE

							
<b>2019-20</b>	COTTON (DEC. 28)	ORANGE (DEC. 30)	SEMIFINAL (DEC. 28)	SEMIFINAL (DEC. 28)	ROSE (JAN. 1)	SUGAR (JAN. 1)	NEW ORLEANS (JAN. 13)
<b>2020-21</b>	COTTON (DEC. 30)	ORANGE (JAN. 2)	FIESTA (JAN. 2)	PEACH (JAN. 1)	SEMIFINAL (JAN. 1)	SEMIFINAL (JAN. 1)	MIAMI (JAN. 11)

## COLLEGE FOOTBALL PLAYOFF

[collegefootballplayoff.com](http://collegefootballplayoff.com) |     [cfbplayoff](#) | [#CFBPlayoff](#)





## **FBA ANNOUNCES 2019-20 BOWL SCHEDULE**

*Slate includes 41 total games over 17 days*

Herewith is the 2019-20 FBA bowl schedule. It includes 41 total games, beginning on **Friday, December 20** and concluding with the sixth College Football Playoff National Championship Game, to be contested **Monday, January 13** at the Superdome in New Orleans, LA.

Thirty-six games will be televised nationally on the ESPN family of networks [ESPN, ESPN2, ABC]. The longest-running bowl/TV partner relationship is the Hyundai Sun Bowl, being carried on CBS for the 52nd consecutive year. FOX will carry two games, as will CBS Sports Network.

<b>DATE</b>	<b>BOWL</b>	<b>TEAMS</b>	<b>LOCATION</b>	<b>TIME [ET]</b>	<b>TV</b>
<b>Fri Dec 20</b>	Makers Wanted				
	Bahamas Bowl	MAC/C-USA	Nassau, Bahamas	2:00 pm	ESPN
	Frisco Bowl	AAC/At-Large	Frisco, TX	7:30 pm	ESPN2
<b>Sat Dec 21</b>	Celebration Bowl	MEAC/SWAC	Atlanta, GA	12 noon	ABC
	New Mexico Bowl	MW/C-USA	Albuquerque, NM	2 pm	ESPN
	Cure Bowl	AAC/Sun Belt	Orlando, FL	2:30 pm	CBSSN
	Cheribundi				
	Boca Raton Bowl	AAC/C-USA/MAC	Boca Raton, FL	3:30 pm	ABC
	Camellia Bowl	MAC/Sun Belt	Montgomery, AL	5:30 pm	ESPN
	Mitsubishi Motors				
	Las Vegas Bowl	MW/Pac-12	Las Vegas, NV	7:30 pm	ABC
	R+L Carriers				
New Orleans Bowl	Sun Belt/C-USA	New Orleans, LA	9:00 pm	ESPN	
<b>Mon, Dec 23</b>	Bad Boy Mowers				
	Gasparilla Bowl	AAC/C-USA	Tampa, FL	2:30 pm	ESPN
<b>Tue, Dec 24</b>	SoFi Hawai'i Bowl	BYU/MW or AAC	Honolulu, HI	8:00 pm	ESPN
<b>Thu, Dec 26</b>	Walk-On's				
	Independence Bowl	SEC/ACC	Shreveport, LA	4:00 pm	ESPN
	Quick Lane Bowl	Big Ten/ACC	Detroit, MI	8:00 pm	ESPN
<b>Fri Dec 27</b>	Military Bowl Presented By				
	Northrop Grumman	ACC/AAC	Annapolis, MD	12 noon	ESPN
	New Era Pinstripe Bowl	Big Ten/ACC	Bronx, NY	3:20 pm	ESPN
	Academy Sports + Outdoors				
	Texas Bowl	Big 12/SEC	Houston, TX	6:45 pm	ESPN

	SDCCU Holiday Bowl	Pac-12/Big Ten	San Diego, CA	8:00 pm	FS1
	Cheez-It Bowl	Big 12/Pac-12	Phoenix, AZ	10:15 pm	ESPN
<b>Sat Dec 28</b>	Camping World Bowl	ACC/Big 12	Orlando, FL	12 noon	ABC
	Goodyear Cotton Bowl Classic	New Year's Six	Arlington, TX	12 noon	ESPN
	Chick-fil-A Peach Bowl	CFP Semifinal	Atlanta, GA	4 or 8 pm	ESPN
	PlayStation Fiesta Bowl	CFP Semifinal	Glendale, AZ	4 or 8 pm	ESPN
<b>Mon Dec 30</b>	SERVPRO First Responder Bowl	Big 12/C-USA	Dallas, TX	12:30 pm	ESPN
	Redbox Bowl	Pac-12/Big Ten	Santa Clara, CA	4:00 pm	FOX
	Franklin American Music City Bowl	SEC/ACC or Big Ten	Nashville, TN	4:00 pm	ESPN
	Capital One Orange Bowl	New Year's Six	Miami Gardens, FL	8:00 pm	ESPN
<b>Tue Dec 31</b>	Belk Bowl	ACC/SEC	Charlotte, NC	12 noon	ESPN
	Hyundai Sun Bowl	Pac-12/ACC	El Paso, TX	2:00 p.m.	CBS
	AutoZone Liberty Bowl	Big 12/SEC	Memphis, TN	3:45 pm	ESPN
	Arizona Bowl	MW/Sun Belt	Tucson, AZ	4:30 pm	CBSSN
	Valero Alamo Bowl	Big 12/Pac-12	San Antonio, TX	7:30 pm	ESPN
<b>Wed Jan 1</b>	Citrus Bowl	SEC/Big Ten or ACC	Orlando, FL	1:00 pm	ABC
	Outback Bowl	Big Ten/SEC	Tampa, FL	1:00 pm	ESPN
	Rose Bowl Game Presented By Northwestern Mutual	Big Ten/Pac-12	Pasadena, CA	5:00 pm	ESPN
	Allstate Sugar Bowl	Big 12/SEC	New Orleans, LA	8:45 pm	ESPN
<b>Thu Jan 2</b>	Birmingham Bowl	SEC/AAC	Birmingham, AL	3:00 pm	ESPN
	Tax Slayer Gator Bowl	SEC/ACC/Big Ten	Jacksonville, FL	7:00 pm	ESPN
<b>Fri Jan 3</b>	Famous Idaho Potato Bowl	MAC/MW	Boise, ID	3:30 pm	ESPN
<b>Sat Jan 4</b>	Lockheed Martin Armed Forces Bowl	MW/Big 10	Dallas, TX	11:30 am	ESPN
<b>Mon Jan 6</b>	Mobile AL Bowl	Sun Belt/MAC	Mobile, AL	7:30 pm	ESPN
<b>Mon Jan 13</b>	CFP National Championship		New Orleans, LA	8:00 pm	ESPN