

2021 MEN'S BASKETBALL

2021 MEN'S BASKETBALL RECORD BOOK



SECSports.com

2020-21 SEC BASKETBALL RECORD BOOK



Southeastern Conference Communications

2201 Richard Arrington Blvd. North
Birmingham, AL 35203
(205) 458-3000



HERB VINCENT

Associate Commissioner
hvincent@sec.org



CRAIG PINKERTON

Director
cpinkerton@sec.org
Men's Basketball
Soccer



CHUCK DUNLAP

Director
cdunlap@sec.org
Football
Equestrian
Golf



TAMMY WILSON

Director
twilson@sec.org
Women's Basketball
Tennis



JILL SKOTARCZAK

Assistant Director
jskotarczak@sec.org
Gymnastics
Softball
Swimming
Volleyball



BEN BEATY

Assistant Director
bbeaty@sec.org
Baseball
Football
Track/Cross Country



SAMMY RIPPON

Director of Social &
Digital Media

Contents

The Southeastern Conference	2-3	National Attendance Figures.....	64
SEC Basketball Success.....	4	SEC Tournament Champions.....	65
SEC Media Services.....	5	SEC Tournament Standings.....	66
SEC Milestones	6	SEC Tournament Results.....	67-73
Commissioner Greg Sankey	7	SEC Tournament Seedings.....	74
SEC Staff	8	SEC Tournament Attendance	75
SEC Official Sponsor Program.....	9	SEC Tournament Coaches.....	76
Composite Schedule.....	10-11	SEC Tournament Individual Records	77-79
SEC Tournament.....	12	SEC Tournament Team Records.....	80-81
NCAA Tournament	13	SEC All-Tournament Teams	82
Standings & Postseason Results	14	SEC Legends.....	83
2020 Honors	15	NCAA Tournament Appearances	84
2020 Miscellaneous Statistics	16	NCAA Tournament Results.....	85-90
2020 NCAA Statistics	17	NCAA Tournament Coaches.....	91
2020 SEC Statistical Leaders (All Games) ...	18-19	NIT Appearances.....	92
2020 SEC Statistical Leaders (SEC Games) .	20-21	NIT Results.....	93-95
2020 SEC Superlatives	22	National Polls.....	96
2020 Team Statistics.....	23-27	Associated Press Poll History	97-100
2020 Team Results	28-31	National Honors	101-102
National / SEC Champions.....	32	SEC Honors	103-105
All-Time SEC Standings	33	All-Americans.....	105-107
Annual Standings	34-42	All-SEC Teams.....	108-117
Winningest SEC Coaches.....	43	SEC All-Freshman Teams.....	118
SEC Championship Coaches.....	44	SEC All-Defensive Teams.....	119
Individual SEC Records	45-50	SEC Community Service Teams.....	120
Team SEC Records.....	51-53	Miscellaneous Awards.....	121
Team Defensive Records.....	54	SEC Players of the Week	122-123
Games & Streaks.....	55	SEC Freshmen/Rookies of the Week	124-125
Annual Team Statistical Leaders	56-59	SEC Academic Honor Roll.....	126-131
Annual Individual Statistical Leaders	60-62	SEC In The NBA Draft.....	132-134
National Statistical Champions.....	63		

Credits: The 2020-21 Southeastern Conference Men's Basketball Record Book is published by the Southeastern Conference Office, Greg Sankey, Commissioner. Permission to reprint materials in this publication, whether in whole or in part, must be obtained in writing from the editor. All information reproduced from this publication should credit the 2020-21 SEC Men's Basketball Record Book. **Editor:** Craig Pinkerton, Director of Communications; **Cover Design:** BC Romano, Director of Video and Creative Services



THE SOUTHEASTERN CONFERENCE

It Just Means More

Scholars. Champions. Leaders. These are the pillars of the Southeastern Conference, and together they represent the vision for an 87-year-old intercollegiate athletic conference that continues to experience unparalleled success. Ranging from record-breaking accomplishments by student-athletes and administrators to significant growth in media, sponsorship, and branding, the SEC continues to prove on every front why it is SECond to None.

The Conference continues to deliver record financial distributions to its member universities, which makes it possible for the Conference to support scholars through and beyond graduation, win championships in every sponsored varsity sport, and ultimately prepare young people to change the world.

The SEC's leadership believes strongly that intercollegiate athletic conferences have an obligation to aid in Student-Athlete Development and Achievement, both academically and athletically. As such, the SEC was the first conference to establish a Student-Athlete Career Tour designed to prepare students for professions after graduation, and this year the Conference again welcomed 28 students to Atlanta for a multi-day series of meetings and development. And the SEC has integrated its student-athlete leadership councils into its annual meetings to provide its young people a greater voice in their own collegiate experience.

The SEC continues to strengthen its relationships in Media and Sponsorship. The SEC Network is now available on every major cable provider and every nationwide, multi-channel subscription streaming service in the marketplace. The SEC Network also reaches 140 countries outside the U.S.

The SEC is a place where Innovation and Leadership are expected and pursued. However, the pursuit extends beyond championship rings and trophies to include officiating, administration, and other initiatives. For example, on the heels of its football and men's basketball collaborative replay success, this year the SEC became the first collegiate conference to introduce centralized video review in baseball.

The SEC has also amplified its position relative to Branding and Celebration efforts. As SECU was renamed "SEC Academic Relations," it heightened its focus on programs and activities designed to highlight the teaching, research and service accomplished on SEC campuses. The Conference also executed Year Four of the "It Just Means More" branding campaign, continuing its presence on radio, TV and online while saturating national championship cities with digital outdoor exposure.

The SEC's Athletic Achievements have historically been—and continue to be—unprecedented. The SEC continues to win national championships in multiple sports, including six national championship match-ups since March 2017 that exclusively featured SEC teams (Women's Final Four, College World Series, College Football Playoff Championship and three times in Equestrian).

Student-Athlete Development And Achievement

Student-Athlete Career Tour

A total of 28 current and former Southeastern Conference student-athletes participated in the third SEC Career Tour in Atlanta in November 2019. The group visited the headquarters and met with executives and talent acquisition staff at several corporations including Cox Communications, NCR Corporation, Winning Edge Leadership Academy, The Home Depot and UPS.

SEC Student-Athletes and Community Service

Each year the SEC awards a \$5,000 scholarship to a male and female nominee from each school for the Brad Davis SEC Community Service Award, and \$10,000 goes to the two student-athletes selected each year as the Brad Davis SEC Community Service Leaders of the Year. In 2019-20, Texas A&M University equestrian athlete Ann Elizabeth Tebow and Vanderbilt University football athlete Cody Markel were named winners of the prestigious award.

SEC in the NCAA's 2020 Today's Top 10

Kristin Quah of Vanderbilt University was among the 10 student-athletes from across the country named as recipient of the NCAA's 2020 Today's Top 10 Award, which recognizes former student-athletes for their successes in competition, in the classroom and in the community. Recipients completed their athletics eligibility during the 2018-19 academic year and were recognized at the NCAA Honors Celebration in January 2020 in Anaheim, Calif.

SEC in the NBA Draft

Twelve SEC players were picked at the 2020 NBA Draft, including six who were chosen in the first round. It was the second year in a row a dozen SEC players were selected, including six in the first round. The SEC's 30 Lottery Picks since 2010 are the second-most of any conference. Over the last 11 NBA Drafts, 88 SEC players have heard their names called. Fifty-one of those were selected in the first round and five were the No. 1 overall pick.

Medical Task Force Guides SEC Preparation

A task force comprised of medical professionals representing the 14 universities of the Southeastern Conference has guiding the SEC as it prepares for membership decisions related to the return of athletics activities, including team gatherings, practices, conditioning and competition.

The SEC's Return to Activity and Medical Guidance Task Force began meeting by video conference in April 2020 and updates from these meetings are provided to SEC Presidents and Chancellors and Athletics Directors at regular intervals. Any policy changes related to return to athletics activity will be approved by the Conference membership.

The task force is responsible for identifying recommended protocols and best practices for guiding the safe return to in-person on-campus meetings, individual workouts, out-of-season activities and skill instruction, and practice activities for student-athletes and coaches; identifying the desired amount of practice and training time required to safely acclimate studentathletes into competition; and identifying opportunities for a return to competition, including considerations for student-athletes, administrators, support staff, officials and fans.

The SEC has previously enacted proactive measures to mitigate the impact of the virus and protect the health and safety of student-athletes, administrators, officials and fans. To date, actions of the Conference include the cancellation of all athletic contests, including conference and non-conference competition, and SEC Championship events for the remainder of the 2020 spring season. The SEC has also suspended all in-person athletics activities, voluntary or required, including practices, individual and team workouts through at least May 31 (subject to adjustment based upon public health information), and has ceased operation of camps and coaches clinics through at least July 31.

Members of the SEC's Return to Activity and Medical Guidance Task Force are: Dr. Jimmy Robinson, University of Alabama-Head Team Physician and Medical Director; Dr. Chris Arnold, University of Arkansas, Orthopedic Surgeon/Team Physician; Dr. Mike Goodlett, Auburn University, Chief Medical Officer/Team Physician; Dr. Jay Clugston, University of Florida, Team Physician; Ron Courson, University of Georgia, Senior Associate. Athletics Director/Sports Medicine; Jim Madaleno, University of Kentucky, Executive Associate Athletics Director/Sports Medicine and Performance; Dr. Catherine O'Neal, LSUHSC Assistant Professor of Medicine, Infectious Diseases; Dr. Marshall Crowther, University of Mississippi, Medical Director/Sports Medicine Physician; Dr. Cliff Story, Mississippi State University, Director of University Health Services; Dr. Stevan Whitt, University of Missouri, Associate Professor of Medicine, Divisions of Pulmonary and Critical Care Medicine and Infectious Diseases; Senior Associate Dean for Clinical Affairs, University of Missouri School of Medicine, Chief Clinical Officer; Dr. Zoë Foster, University of South Carolina, Program Director, Primary Care Sports Medicine Fellowship; Dr. Chris Klenck, University of Tennessee, Head Team Physician; Dr. Shawn Gibbs, Texas A&M University, Dean of School of Public Health; Dr. Warne Fitch, Vanderbilt University, Associate Professor of Emergency Medicine, Associate Professor of Orthopedics.

SEC Council On Racial Equity And Social Justice

In August 2020, the Southeastern Conference announced creation of the SEC Council on Racial Equity and Social Justice, a league-wide body consisting of a diverse group of student-athletes, administrators, coaches and SEC staff.

The Council will identify resources, outline strategies and assist with implementation of efforts that, when taken together, will promote racial equity and social justice, while also fostering diversity, helping overcome racism and pursuing non-discrimination in intercollegiate athletics.

“An important movement has been ignited around the equitable treatment of all underrepresented minorities, and the SEC is determined to be a leader in the pursuit of meaningful and lasting change,” said SEC Commissioner Greg Sankey. “With the Council as our guide, we will develop an action agenda built on the foundation that all are created equal and ensure this truth echoes across our stadiums, our arenas, our campuses, our communities, our states and our nation.”

Members of the Council include individuals from within the Conference’s existing student-athlete engagement program - a multi-faceted effort involving more than 60 student leaders in football, men’s basketball, women’s basketball and all other SEC sponsored sports. Racial equity and social justice will be required discussions during all student-athlete leadership and advisory council meetings, while those groups’ chairs, vice chairs and/or other identified leaders will participate in Council meetings.

In addition, the Council will include administrative leaders from each campus and head coaches from each SEC sport (see full list below), who will regularly meet with SEC student-athletes to better understand and respond to their questions and concerns.

“Today’s youth are our leaders and change agents of tomorrow, and by listening, asking and seeking their insights and counsel, we have begun the shared journey toward racial equality,” said Sankey.

Alongside student-athletes, the SEC gathered perspectives from a range of stakeholders across its 14 campuses, including presidents and chancellors, directors of athletics, senior woman administrators, faculty athletics representatives, various sport head coaches, mental health professionals and the SEC staff.

Those discussions helped create a framework for the Council, which will provide ongoing guidance to the SEC office and updates to Conference leaders at regular intervals. The Council will initially focus on the following five strategic areas:

- Increasing Access and Representation for Underrepresented Minorities
- Providing Enhanced Support for Underrepresented Minorities
- Improving Education on Racial and Social Issues for All Stakeholders
- Deepening Commitments to Local Communities
- Raising Awareness of Racial Inequity and Social Injustice

Among other efforts, the Council will be tasked with identifying resources related to racial equity and social justice for educational and professional development programs for athletics department staff, coaches and studentathletes; outlining support mechanisms for underrepresented minorities within the athletics department; and identifying opportunities for the SEC to bolster ongoing university and athletics department diversity, equity and inclusion initiatives. In addition, the Council will advise athletics departments and the Conference office on ways student-athletes, coaches and staff may fulfill their ongoing civic responsibilities in the electoral process.

SEC Network

SEC Viewership Continues Growth

The Southeastern Conference and ESPN launched SEC Network on August 14, 2014. The network televises hundreds of games across the SEC’s 21 sports annually. Programming includes in-depth analysis and storytelling in studio shows such as SEC Nation, Thinking Out Loud and Rally Cap, daily news and information with SEC Now, original content such as TrueSouth, SEC Storied and SEC Inside, and more.

Hundreds of additional live events are available for streaming exclusively on SEC Network’s digital companion, SEC Network+, via the ESPN App and SECNetwork.com. The network is also available in more than 135 countries throughout Europe, Middle East, Africa and Asia via ESPN Player, ESPN’s sports streaming service in the region.

MISSISSIPPI STATE • MISSOURI • SOUTH CAROLINA

Branding + Celebration

SEC Expands Academic Initiative

Through its academic relations program, the SEC supports programs and activities designed to highlight the teaching, research and service accomplishments of SEC students, faculty and staff, including related successes within the Conference’s intercollegiate athletics programs.

Its goals include:

- Advancing the academic reputation of SEC universities beyond the traditional SEC region
 - Highlighting the endeavors and achievements of SEC faculty, students and administrators
 - Identifying and preparing future leaders for high-level service in academia
 - Increasing the amount and type of education abroad opportunities available to SEC students
 - Supporting collaboration between SEC faculty and administrators
- Current SEC academic initiatives include:

The SEC Academic Leadership Development Program seeks to identify, prepare and advance academic leaders for roles within SEC institutions and beyond. It has three components, a university-level development program; two SEC-wide three-day workshops held on specified campuses for all program participants; and a competitive fellowship for former participants.

The SEC College Tour occurs twice annually, once in the fall and once in the spring. Enrollment administrators from all SEC universities participate in events intended to introduce SEC universities to students, parents and high school counselors from outside of the southeast region.

The SEC education abroad focus includes a cooperative agreement that gives SEC students access to international programs offered at other SEC universities and an engineering exchange agreement with the Politecnico di Torino in Italy.

The SEC Faculty Achievement and Professor of the Year Awards recognize faculty with outstanding records in research and teaching. There is one winner per campus and one overall winner for the SEC.

The SEC Faculty Travel Program is intended to enhance collaboration that stimulates scholarly initiatives between SEC universities. The program offers faculty from each SEC university the opportunity to travel to other SEC universities to develop grant proposals, conduct research and deliver artistic performances.

The SEC MBA Case Competition is an opportunity for SEC business schools to showcase their students’ skills at solving simulated, real-world problems that cover the spectrum of business disciplines. The competition is held on one SEC campus and teams of four MBA students compete against other SEC teams, the best receiving various awards and recognition.

The SEC Student Pitch Competition provides a showcase for young entrepreneurs as it pits teams of SEC students against one another in an idea pitch competition. Students present their innovative business ideas to a panel of SEC alums to determine those most worthy of a funding investment. The top teams receive various awards and recognition.

“It Just Means More” Campaign and Associated Branding

When the SEC kicked off its comprehensive “It Just Means More” marketing campaign, it set out to show the other side of the SEC: one of history, legacy, and an overall positive impact on our people, our communities, our state, and our nation. In addition to a series of television and radio spots, print advertisements, and a social media strategy, this year the SEC continued to expand the reach of its “It Just Means More” campaign through the utilization of outdoor digital signage in cities hosting significant events.

SEC Celebrates Academic Achievement with Graduate Patch

A total of 13 SEC men’s basketball student-athletes wore the mark during the 2019-20 regular season. In all, more than 350 student-athletes wore the patch in all sports.

The SEC introduced the patch in 2016 for student-athletes in all sports who have graduated but have not exhausted their eligibility. The SEC logo patch on their uniforms is replaced with a special patch highlighting the word “Graduate” underneath the conference logo. The patch is similar in design for all conference schools, but it is school-specific in color.

• TENNESSEE • TEXAS A&M • VANDERBILT



SEC BASKETBALL SUCCESS

The Nation's Best Coaches

- Thirteen of the 14 SEC coaches have led their teams to the NCAA Tournament. The one not included in that list just completed his first season coaching collegiately and was previously named NBA G League Coach of the Year.
- Eleven SEC coaches have taken their teams to the Sweet 16, nine have advanced to the Elite Eight and six have gone on to the Final Four. Six SEC coaches - Bruce Pearl, Tom Crean, John Calipari, Ben Howland, Frank Martin and Rick Barnes - have been head coaches in the Final Four with two winning national championships.
- The coaches have combined for 220 seasons of head coaching experience, more than 4,800 career wins, 55 conference titles and 117 NCAA Tournament appearances.

The Nation's Best Players

- 77 players from SEC schools were on 2020-21 NBA Opening Day rosters. All 14 SEC schools were represented and at least one SEC player was on 28 of 30 NBA rosters.
- Twelve SEC players were picked at the 2020 NBA Draft, including six who were chosen in the first round. It is the second year in a row a dozen SEC players were selected, including six in the first round.
- The 2020 NBA Draft marked the fourth time (1988, 2015 and 2018) that the SEC had four lottery picks in a single NBA Draft.
- The SEC has had at least five first round NBA Draft picks in five of the last six years (2015-20).
- Georgia's Anthony Edwards was drafted No. 1 overall in the 2020 NBA Draft. He is the sixth SEC player to be picked first overall in the draft and the fifth in the last 11 years (2010-20).
- The SEC's 30 Lottery Picks since 2010 are the second-most of any conference.
- Over the last 11 NBA Drafts (2010-20), 88 SEC players have heard their names called. Fifty-one of those were selected in the first round and five were the No. 1 overall pick.
- Nine former SEC players from six different schools were on the rosters of the Los Angeles Lakers and Miami Heat in the 2020 NBA Finals. That was more than double the total of any other conference.
- Five of the 10 players named to the 2020 NBA All-Defensive teams were from SEC schools.

Postseason Success

- The SEC's 15 NCAA Tournament selections since 2018 are second-most in the nation.
- The SEC's eight NCAA Tournament selections in 2018 are the most in league history.
- The SEC's 10 teams advancing to postseason play in 2018 (8 NCAA, 2 NIT) ties for the most in league history. In 2001, six SEC teams received NCAA Tournament invites while four participated in the NIT.
- SEC teams are 67-36 (64.1 percent) in the NCAA Tournament since 2012.
- SEC teams are 37-12 (75.5 percent) in postseason opening games since 2014.
- The SEC has had at least one team advance to the Sweet 16 in 29 of the last 30 tournaments. All of the SEC's 14 members have advanced to the Sweet 16 since 1996.
- The SEC has had a team in the Final Four in six of the last nine tournaments.
- Eight different SEC teams (Arkansas, Auburn, Florida, Georgia, Kentucky, LSU, Mississippi State and South Carolina) have appeared in the Final Four.
- Every team in the SEC has made at least one NCAA Tournament appearance in the last five editions of the NCAA Tournament.

Academics

- LSU's Skylar Mays was named the 2020 CoSIDA Academic All-America of the Year. He was a two-time first team CoSIDA Academic All-America (2019 and 2020).
- A total of 99 men's basketball students were named to the 2019-20 SEC Academic Honor Rolls for having a grade point average of 3.00 or above for either the preceding academic year or a cumulative grade point average of 3.00 or above.
- 461 men's basketball students have been named to the SEC's Academic Honor Rolls over the last six years.

SEC Communications Mission Statement

The Southeastern Conference has been the nation's leader in media relations during its history. The SEC understands the importance of assisting the media in providing coverage of the conference and its institutions. To this end, the conference, including all of its member institutions, shall make the best attempt to fill reasonable requests by media outlets. Members of the media are encouraged to work with the media relations director of each institution and the conference office to establish satisfactory media policies that are mutually beneficial to all parties.

SEC Release

The conference basketball release will be available each Monday beginning in early November via the league's website. Any media representative wishing to receive information via e-mail should register on www.secsportsmedia.com. SEC standings and results will be updated each weekday, while conference statistics will be updated as often as needed based on the schedule of play. Information is also available via the school's SIDs.

Weekly Awards

The SEC will name a Player of the Week and Freshman of the Week in men's basketball each Monday of the season. Each week's selections will be released on Mondays and will also be announced in the league's weekly releases. Nominations for the award are made each week by the men's basketball media relations contacts.

Internet

General SEC basketball information can be accessed on the Web at www.secsports.com. The basketball section is updated with new material daily on the page, with standings, statistics, game previews, notes and other important information. The SEC basketball release can also be printed off of the secsports.com website in an Adobe Acrobat file. Adobe Reader, which is used to read the Adobe Acrobat file, can be downloaded for free on your computer on the adobe.com website.

The SEC also offers a media-only section of the website - www.secsportsmedia.com. Media covering the SEC can retrieve information from the conference office as well as the 14 SEC institutions from the media site. An internet photo gallery, logos and a championship credentialing system for SEC basketball is available on the site. (The site houses all media information for the other 19 sports the SEC sponsors).

Email List

Press releases and information pertaining to SEC basketball will be emailed to the media throughout the year. Accredited media can register for the SEC's mailing lists at www.secsportsmedia.com.

Social Media

- Facebook: like the page called "Southeastern Conference"
- Twitter: @SEC
- Instagram: @SEC

SEC Tournament

March 10-14 • Bridgestone Arena • Nashville, Tenn.

For further information concerning media coverage of the SEC Tournament, please contact the SEC Communications Department.

SEC Basketball Media Contacts

Alabama – Aaron Jordan	www.RollTide.com
Email: ajordan@ia.ua.edu	Office: (205) 348-5401
Twitter: @AlabamaMBB; @Nate_Oats; @asjordan1	
Arkansas – Mike Cawood	www.ArkansasRazorbacks.com
Email: tmcawood@uark.edu	Office: (479) 575-3114
Twitter: @ArkRazorbacks; @EricPMusselman; @ThreeHartsHeads	
Auburn – Cody Voga	www.AuburnTigers.com
Email: voga@auburn.edu	Office: (334) 844-9800
Twitter: @AuburnMBB; @CoachBrucePearl; @CodyVoga	
Florida – Denver Parler	www.FloridaGators.com
Email: Denverp@gators.ufl.edu	Office: (352) 375-4683 x6100
Twitter: @GatorsMBK; @MikeWhiteUF; @DenverParler	
Georgia – Mike Mobley	www.GeorgiaDogs.com
Email: mmobley@sports.uga.edu	Office: (706) 542-8052
Twitter: @UGABasketball; @TomCrean; @uga_mijgsmobs	
Kentucky – Eric Lindsey & Deb Moore	www.UKathletics.com
Email: eric.lindsey@uky.edu / deb.moore@uky.edu	Office: (859) 257-3838
Twitter: @KentuckyMBB; @UKCoachCalipari; @EricLindsey7	
LSU – Kent Lowe	www.LSUsports.net
Email: clowe@lsu.edu	Office: (225) 578-8226
Twitter: @LSUBasketball; @wwadelsu; @LSUKent	
Ole Miss – Adam Kuffner	www.OleMissSports.com
Email: kuffner@olemiss.edu	Office: (662) 915-7509
Twitter: @OleMissMBB; @OleMissKermit; @AREbelKuffner	
Mississippi State – Matt Dunaway	www.HailState.com
Email: mdunaway@athletics.msstate.edu	Office: (662) 325-3595
Twitter: @HailStateMBK; @Ben_Howland; @HailStateMatt	
Missouri – R.J. Layton	www.MUTigers.com
Email: laytonr@missouri.edu	Office: (573) 884-2531
Twitter: @MizzouHoops; @CuonzoMartin; @RJLayton_	
South Carolina – Emily Miles	www.GamecocksOnline.com
Email: efeeneey@mailbox.sc.edu	Office: (803) 777-7743
Twitter: @GamecockMBB; @FrankMartin_SC; @EmilyMiles_SID	
Tennessee – Tom Satkowiak	www.UTsports.com
Email: tomsid@tennessee.edu	Office: (865) 974-1212
Twitter: @Vol_Hoops; @RickBarnesUT; @TomSatkowiak	
Texas A&M – Evan Roberts	www.12thMan.com
Email: eroberts@athletics.tamu.edu	Office: (979) 862-5453
Twitter: @AggieMBK; @TeamCoachBuzz; @EvanRobertsTAMU	
Vanderbilt – Eric Dolan	www.vucommODOres.com
Email: eric.j.dolan@vanderbilt.edu	Office: (615) 322-4121
Twitter: @VandyMBB; @jerrystackhouse	

SEC Communications

www.secsports.com

2201 Richard Arrington Blvd. North • Birmingham, AL 35203

Phone: (205) 458-3000

Herb Vincent, Assoc. Commissioner	hvincent@sec.org	@SECCherbin
Craig Pinkerton, Director (MBKB Contact)	cpinkerton@sec.org	@SEC_Craig
Chuck Dunlap, Director	cdunlap@sec.org	@SEC_Chuck
Tammy Wilson, Director	twilson@sec.org	@SEC_Tammy
Jill Skotarczak, Assistant Director	jskotarczak@sec.org	@SEC_Jill
Ben Beaty, Assistant Director	bbeaty@sec.org	@BenBeaty
Sammy Rippon, Director of Social & Digital Media	rippon@sec.org	@SammyRippon



SEC MILESTONES

1893 – Vanderbilt begins playing basketball at the Nashville YMCA, just two years after Dr. James Naismith originated the game at Springfield (Mass.) College.

December 8-9, 1932 – At the annual Southern Conference meeting in Knoxville, Tenn., the 13 members west and south of the Appalachian Mountains reorganized as the Southeastern Conference.

February 24-28, 1933 – The SEC's inaugural championship event was the SEC Basketball Tournament at the Atlanta Athletic Club in Atlanta, Ga.

November 30, 1933 – Alabama defeats Vanderbilt 7-0 to finish 5-0-1 in the conference and capture the SEC's first football title.

August 21, 1940 – Martin S. Conner, former governor of Mississippi, takes office as the first commissioner of the SEC in Jackson, Miss.

February 21, 1948 – Former LSU coach Bernie H. Moore appointed the SEC's second commissioner and conference office moves to Birmingham, Ala.

March 23, 1948 – Two years removed from winning the NIT title, Kentucky wins its first national championship with a 58-42 victory over Baylor.

March 26, 1949 – Kentucky won its second consecutive national title with a 46-36 decision over Oklahoma A&M.

March 27, 1951 – Despite playing with only six healthy players, Kentucky defeated Kansas State 68-58 to take the NCAA title.

October 20, 1951 – The Alabama-Tennessee football game, played at Birmingham's Legion Field, becomes the first televised event in SEC history.

March 22, 1958 – Kentucky came from behind to win the NCAA title with an 84-72 victory over Seattle.

April 1, 1966 – A.M. (Tonto) Coleman succeeds Moore as the conference's third commissioner.

March 1970 – LSU's Pete Maravich finishes his career at the National Invitation Tournament in New York City as the NCAA's all-time leading scorer with 3,667 career points.

August 1, 1972 – Dr. H. Boyd McWhorter becomes the league's fourth commissioner.

January 1, 1977 – The SEC begins its long-standing agreement with the Sugar Bowl to send its champion to New Orleans as Georgia faced Pittsburgh.

March 27, 1978 – Jack Givens scored 41 points to lead Kentucky to the NCAA title with a 94-88 decision over Duke.

February-March 1979 – After a 26-year layoff, the SEC Tournament was renewed at the Birmingham Coliseum in Birmingham, Ala. The winner of the tournament received the SEC's automatic bid to the NCAA Tournament.

July, 1983 – The SEC signs agreement with the Turner Broadcasting System to begin airing a "Game of the Week" beginning in the fall of 1984.

March 26, 1986 – The SEC and Jefferson-Pilot Teleproductions signed a contract to televise basketball games on a syndicated basis throughout the region. In February, 1992, the SEC continued its relationship with JP sports announcing a four-year agreement to televise an SEC football game of the week.

September 15, 1986 – Dr. Harvey W. Schiller succeeds McWhorter as SEC Commissioner.

January 10, 1990 – Roy F. Kramer becomes the conference's sixth commissioner.

May 31, 1990 – SEC presidents unanimously recommend that the commissioner be authorized to enter discussions with interested institutions for the purpose of expansion.

August 1, 1990 – Arkansas accepts invitation to become the SEC's 11th member.

September 25, 1990 – South Carolina accepts invitation to become 12th member of the SEC.

November 29, 1990 – SEC presidents announce divisions and vote to adopt an eight-game football schedule to begin in 1992.

Spring 1991 – Shaquille O'Neal was named National Player of the Year.

May 30, 1991 – SEC presidents award the inaugural SEC Football Championship Game to the city of Birmingham.

February 27, 1992 – SEC signs agreement with Jefferson Pilot Sports to televise SEC games annually through the 1995 season. On November 7, 1994, the League extended its agreement with JP Sports through the 2000 season.

April 15, 1992 – ABC Sports announces a four-year contract to nationally televise the SEC Football Championship Game. On October 13, 1994, ABC extended its agreement with the conference to televise the Championship Game through 2000.

December 5, 1992 – SEC hosts the nation's first Division IA conference football championship game at Legion Field. Alabama defeats Florida 28-21 to win the 1992 SEC crown and the league's USF&G Sugar Bowl berth.

February 11, 1994 – SEC announces multi-sport television agreement with CBS Sports to televise SEC football (1996-2001), men's basketball and women's basketball (1994-95 through 2000-2001).

February 25, 1994 – SEC announces that the membership has voted to play the 1994 and 1995 Football Championship Games in Atlanta's Georgia Dome. On June 1, 1995, the conference extended the agreement with the Georgia Dome through 1998 and on May 29, 1997, the SEC further extended the agreement through 2001.

April 1994 – Florida and Arkansas both advance to the Final Four. Arkansas, in just its third season as a member of the SEC, wins the national title with a 76-72 victory over Duke.

August 4, 1994 – A group of Division I-A conferences, including the SEC, select the Fiesta, Sugar and Orange Bowls as hosts for the Bowl Alliance games beginning at the conclusion of the 1995 regular season. For the first time since the 1976 season, the SEC champion will not contractually serve as the host team in the Sugar Bowl.

April 1996 – Mississippi State and Kentucky advance to the Final Four with Kentucky defeating Syracuse 76-67 in the national championship game.

February 2, 1998 – SEC announces it has reached a multi-year extension with CBS Sports to broadcast its football and men's and women's basketball games. Beginning in 2001, CBS expanded its SEC football commitment and provides exclusive national network broadcasts of SEC home games and its basketball coverage will continue to expand nationally.

March 30, 1998 – Kentucky's 78-69 victory over Utah gives the Wildcats their seventh national championship.

June 7, 1999 – SEC announces it has reached a multi-year extension with ESPN to televise football and men's and women's basketball for the next eight seasons.

December 6, 2001 – The SEC and CBS Sports announce an agreement for the network to televise the SEC Football Championship Game each year through 2008.

March 12, 2002 – Roy F. Kramer announces his retirement as the SEC's sixth commissioner, effective when a new commissioner is named. During his tenure as the SEC commissioner, the league won 85 national championships and the league distributed more than \$654 million back to its member institutions.

July 2, 2002 – Michael L. Slive becomes the seventh Commissioner of the SEC.

June 4, 2004 – The SEC Task Force on Compliance and Enforcement issues its report at the 2004 SEC Spring Meetings. The report is unanimously accepted by the 12 member institutions calls for having none of its schools on NCAA probation within the next five years.

February 23, 2005 – SEC announces the formation of its Academic Consortium, which will link academic resources of its 12 member institutions.

April 2006 – Florida and LSU advance to the Final Four with the Gators winning the school's first national championship with a 73-57 victory over UCLA. South Carolina defeated Michigan 76-64 to win the National Invitation Tournament title.

April 2, 2007 – Florida defeats Ohio State 84-75 to win its second consecutive national title. The SEC became the first conference to win Division I National Championships in football (Florida), men's basketball (Florida) and women's basketball (Tennessee) in the same school year.

June 1, 2008 – SEC announces it will distribute a league-record \$127.2 million back to the 12 member institutions under the 2007-2008 revenue sharing plans.

August 14, 2008 – CBS Sports and the SEC announce a 15-year agreement to extend broadcasts of SEC football and basketball games.

August 25, 2008 – ESPN and the SEC announce a 15-year agreement beginning in 2009-10 through 2023-24. It is the longest national rights agreement in ESPN history. ESPN entities will carry more than 5,500 SEC events including football, men's and women's basketball, Olympic sports and SEC Championships.

June 2011 – League distributes \$220 million in revenue to members. It is the highest total ever distributed in SEC history and represents a 5.3 percent increase from the \$209 million distributed to the schools in 2009-2010.

Fall 2011 – League announces that Texas A&M and Missouri will join the Southeastern Conference effective July 1, 2012, with competition to begin in all sports for the 2012-13 academic year.

April 2012 – Kentucky wins its eighth national championship and the league's 11th overall. UK's Anthony Davis is named national player of the year, is the No. 1 overall pick in the NBA Draft and goes on to win a gold medal in the Summer Olympics.

July 1, 2012 – Missouri and Texas A&M officially become members of the Southeastern Conference.

April 2014 - Florida and Kentucky compete in the Final Four with the Wildcats finishing as national runner-up.

August 14, 2014 - The SEC Network, a multi-platform network which will air SEC content 24/7 including more than 1,000 events in its first year, launches.

June 1, 2015 - Gregory A. Sankey becomes the SEC's eighth commissioner.

March 11, 2018 - An SEC record eight teams receive bids to the NCAA Tournament.



Greg Sankey Commissioner Southeastern Conference

Greg Sankey became the eighth Commissioner of the Southeastern Conference on June 1, 2015, and immediately embarked on a journey to build upon the SEC's recognized success, strong foundations and rich traditions. Sankey has successfully introduced change and advancement for the conference while respecting the institutional traditions that make the SEC unique. With an understanding of the highly competitive environment of college sports, he has fostered the collaborative culture of the SEC that sets

the conference apart and supports its continuing success.

Sankey brings a big picture approach to his position through continuing focus on a vision that positions the SEC to leverage its athletics success and popularity for a greater overall cultural and economic impact on the region, the nation and the world.

During his first major address as Commissioner, he introduced his concept of "Scholars. Champions. Leaders." to describe the ultimate potential of the SEC. "Educating scholars and supporting champions provides the platform for developing leaders who will influence the world," Sankey said in his opening remarks at SEC Football Media Days in 2015.

Advocating for Student-Athlete Opportunity

Now in his sixth year at the helm of the SEC, Sankey has established himself as an advocate for the student-athlete, creating a framework to provide young people in the Conference with new leadership opportunities and resources to succeed at the highest levels of academic achievement and competitive success. New student-athlete focused initiatives under Sankey's leadership include:

- Creation of a new position in the SEC office for a Director of Student-Athlete Engagement, a role focused on offering student-athletes the opportunity to participate in Conference leadership and prepare for life after their intercollegiate athletics participation concludes. (August 2015)
- Introduction of Student-Athlete Leadership Councils for Football, Men's Basketball and Women's Basketball which, in addition to the Conference's longstanding StudentAthlete Advisory Committee, provide student-athletes with additional opportunities to engage with campus leaders and Conference office staff. (May 2016)
- Introduction of a Student-Athlete Career Tour during SEC Football Championship Week in Atlanta, which annually provides a group of student-athletes with opportunities to engage in career exploration with high level corporations and businesses. (December 2016 and 2017)
- Expansion of the student-athlete role at the annual SEC Spring Meetings when student-athletes participate in a robust agenda of interaction with administrators and coaches to provide their perspectives to Conference leaders. (May 2017 and 2018)
- Increased funding for the SEC H. Boyd McWhorter Post-Graduate Scholarship, established in 1986 to honor outstanding student-athletes in the SEC for their accomplishments in athletics and academics. The value of the post-graduate scholarships increased to \$20,000 each for the two winners and \$10,000 each for the 26 finalists. (December 2017)

Advancing The Conference

Upon assuming the role of Commissioner, Sankey moved swiftly to address issues critical to college athletics, with an emphasis on integrity, ethics and sportsmanship:

- Appointed a Working Group on Student-Athlete Conduct to develop recommendations for updated Conference policies governing conduct expectations for student-athletes. As a result, the SEC adopted a serious misconduct policy governing transfers that has served as a model for similar policies subsequently adopted by other conferences and institutions (June 2016, expanded definition June 2017), and later expanded the policy to include all incoming prospective student-athletes. (June 2018)
- Appointed a Working Group on Compliance, Enforcement and Governance, designed to review and update principles which form the foundation of the Conference membership's commitment to SEC and NCAA rules compliance.
- Amended an SEC Bylaw to now require a university president or chancellor to consult directly with the SEC Commissioner before hiring someone "who has engaged in unethical conduct as defined under NCAA Bylaws or who has participated in activity that resulted, or may result, in a Level I, Level II, or major infraction." (June 2017)
- Appointed a Task Force on Sports Gambling to identify issues and solutions with the goal of working with other leaders in sports, both on the collegiate and professional level, as well as governmental leaders, to educate student-athletes on issues related to sports wagering and ensure the integrity of athletics events. (July 2018)
- Created the SEC Council on Racial Equity and Social Justice, a league-wide body consisting of a diverse group of student-athletes, administrators, coaches and SEC staff. The purpose of the Council is to identify resources, outline strategies and assist with implementation of efforts that, when taken together, will promote racial equity and social justice, while also fostering diversity, helping overcome racism and pursuing nondiscrimination in intercollegiate athletics. (August 2020)

Sankey prioritized the enhancement of Conference championship events to meet the goal of providing student-athletes with life-long memories and exceptional experiences for fans, which has included:

- An agreement with Atlanta's new Mercedes Benz Stadium to serve as the long-term home for the SEC Football Championship Game. (September 2015)
 - An agreement with the City of Hoover, AL, to continue as host of the SEC Baseball Tournament after the city committed to construction of a \$70 million baseball campus to enhance the baseball tournament experience for student-athletes and fans. (June 2016)
 - Engagement with a security consulting firm to review and develop consistent and effective security plans for SEC Championship events. (August 2016)
 - A three-year agreement with Greenville, SC, to provide a multi-year home for the SEC Women's Basketball Tournament at Bon Secours Wellness Arena. (May 2018)
- Sankey has focused resources on the development of Conference officiating with a series of measures blending technology with effective leadership to create greater accuracy and consistency for officiating in all sports, including:
- Hiring new coordinators of officials in the sports of men's basketball, women's basketball and softball.
 - Working with the NCAA to gain approval for a collaborative instant replay process in the sport of football, which was implemented successfully beginning with the Fall 2016 season. (May 2016)
 - Collaborating with the American Athletic and SUN conferences to create a men's basketball officiating consortium, later adding the Sun Belt Conference and Southwestern Athletic Conference. (July 2016, May 2017, June 2020)
 - Securing NCAA approval to implement a collaborative instant replay process in the sport of men's basketball beginning with the 2017-18 season. (May 2017)
 - Engaging in a consulting agreement with Bob Delaney, an accomplished former NBA official and executive with extensive experience in leadership training, to assume the role of Special Advisor for Officiating Development and Performance. (August 2018)
 - Working with the NCAA to expand the number of permissible plays evaluated through video replay in the sport of baseball for the 2018 season (August 2017), and implementing the first centralized replay system in the sport the following year. (March 2019)
 - Commissioning Deloitte's Advisory practice to conduct a comprehensive analysis to identify best practices and program standards for the SEC Football Officiating Program. (January 2019)

Another priority under Sankey's leadership is growing exposure for the Conference and effectively publicizing success stories of the SEC. Strategies pursued to achieve this objective include:

- Engagement with The Richards Group, a renowned national marketing agency, to develop a comprehensive branding campaign. The theme – "It Just Means More" – communicates the history, legacy and overall positive impact the SEC has on its region, the nation and the world. (January 2016)
- Introduction of the SEC Graduate Patch, a logo placed on the uniforms of every sport displayed by SEC student-athletes who have earned their undergraduate degree and are continuing their participation in intercollegiate athletics. (October 2016)
- Ongoing collaboration with the SEC Network to create unique exposure opportunities for Conference universities, teams and student-athletes, including behind-the-scenes programming, expanding live championship coverage for Olympic Sports and other unique programming.
- An agreement with SiriusXM to create the first college branded satellite radio channel, SiriusXM SEC Radio, an exclusive 24/7 audio channel dedicated to SEC sports. (November 2017)
- Move of SEC Football Media Days to a new market, taking the signature event to the College Football Hall of Fame in Atlanta while adding a fan event in Centennial Olympic Park to expand the kickoff week to five days of activities. (July 2018)

A Career In College Athletics

On March 12, 2015, the Presidents and Chancellors of the SEC announced Greg Sankey would succeed Mike Slive as Commissioner of the SEC.

Sankey, 56, first joined the SEC staff in 2002 as Associate Commissioner for Governance, Enforcement and Compliance and later added supervision of the league's championships staff to his responsibilities. He was elevated to Executive Associate Commissioner and Chief Operating Officer for the league office in 2012, becoming responsible for the day-to-day operation of the SEC Office.

Sankey has been active within the NCAA committee structure. He has served on the Division I Legislative Council, the Committee on Academic Performance and the NCAA Committee on Infractions, and most recently served on the Enforcement/Infractions Working Group created to address recommendations from the independent Commission on College Basketball.

Before moving to the SEC, Sankey served as Commissioner of the Southland Conference for nearly seven years. He joined the Southland Conference staff in 1992 where he served as both assistant and associate commissioner before he was named its Commissioner in 1996 at the age of 31.

Prior to his term at the Southland Conference, he was Director of Compliance and Academic Services at Northwestern State University in Natchitoches, LA. While at Northwestern State, Sankey also coached the Demons' golf teams for two years, earning the Golf Coaches Association of America District VI Coach of the Year award in 1991. Before his tenure at Northwestern State, he was the Director of Intramural Sports at Utica College in upstate New York.

A native of Auburn, NY, Sankey earned his master's degree from Syracuse University and his undergraduate degree from the State University of New York College at Cortland. Sankey and his wife, Cathy, reside in Birmingham, AL, and have two adult daughters, Hannah and Moriah.



SEC STAFF



GREG SANKEY
Commissioner



MARK WOMACK
*Exec. Associate
Commissioner/CFO*



CHARLIE HUSSEY
*Associate
Commissioner/COO*



TIFFANY DANIELS
*Associate
Commissioner/SWA*



DR. TORIE JOHNSON
*Associate Commissioner/
Academic Relations*



WILLIAM KING
*Associate
Commissioner/Legal
Affairs and Compliance*



DAN LEIBOVITZ
*Associate
Commissioner/Men's
Basketball*



HERB VINCENT
*Associate
Commissioner/
Communications*



CHRIS WALDSMITH
*Associate
Commissioner/Finance*



DAVID BATSON
*Assistant Commissioner/
Compliance*



MATT BOYER
*Assistant Commissioner/
Compliance*



BYRON HATCH
*Assistant Commissioner/
Championships*



KATHRYN POE-SWITZER
*Executive Associate to
Commissioner*



SYLVIA HAGAN BARNES
*Director of Officiating
Administration*



MISTY BROWN
*Director of Student-
Athlete Engagement*



**COLE
CUNNINGHAM**
*Director of Video
Operations-Football*



CHUCK DUNLAP
*Director of
Communications*



JOHN GIBSON
*Director of
Championships*



RANDALL MALONE
*Director of Video
Operations-Basketball*



CRAIG PINKERTON
*Director of
Communications*



SAMMY RIPPON
*Director of Social &
Digital Media*



B.C. ROMANO
*Director of Video and
Creative Services*



JIM SULLIVAN
*Director of Championship
Ticket Operations*



LAUREN TAYLOR
*Director of Marketing
& Competition*



TAMMY WILSON
*Director of
Communications*



ALLY BATTE
*Assistant Director of
Financial Operations*



BEN BEATY
*Assistant Director of
Communications*



KORY DAHLEN
*Assistant Director of
Competition*



MIKE MIMS
*Assistant Director of
Championship Ticket
Operations*



GRACE SANDERS
*Assistant Director of
Football Administration*



JILL SKOTARCZAK
*Assistant Director of
Communications*



KELSEY TAYLOR
*Assistant Director of
Academic Relations*



SCOTTY THURMAN JR.
*Assistant Director of
Compliance*



RYAN TJON AJONG
*Assistant Director of
Video Operations*



TITUS THOMAS
Video Coordinator



MEREDITH BRADY
*Administrative Assistant,
Competition*



DONNA MOORE
*Administrative Assistant,
Compliance*



MELINDA CALDERINI
*First Impressions
Coordinator*



**EVANGELINE
PRESTON**
*Academic Relations
Coordinator*



JOHN MCDAID
*Coordinator of Football
Officials*



LISA MATTINGLY
*Coordinator of Women's
Basketball Officials*



MIKE EADES
*Coordinator of Men's
Basketball Officials*

SOUTHEASTERN CONFERENCE

Official Sponsor Program

The Southeastern Conference Official Sponsor program began in 1988 with three companies dedicated to intercollegiate athletics and higher education.

Now supported by many of the nation's top corporations, this program has evolved into the most successful of its kind.

Each member of the SEC Official Sponsor team shows its commitment to the future of intercollegiate athletics with contributions to SEC Youth Clinics, SEC Scholarship Programs, SEC Academic Enhancement Programs, Championship Grants, FanFare and Legends Programs.

The corporations also conduct consumer promotions designed to increase sales and brand awareness. These promotions also increase public awareness of the member institutions of the SEC, which in turn supports increased ticket sales and high television and radio ratings.

In addition to the broad spectrum of benefits provided by these contributions, each SEC institution is a direct beneficiary of the program. SEC Official Sponsors include Academy Sports + Outdoors, Aflac, Allstate Insurance, Dr Pepper, FarmRich, Gatorade, Johnsonville, Mercedes-Benz, Regions Bank and Velveeta.

Program Mission

The mission of the corporate sponsor program is:

1. To develop marketing and promotional activities that benefit the SEC, its member institutions and the participating corporations;
2. To emphasize the positive role of athletics in our society; and
3. To provide funding for youth clinics, championship events and academic enhancement programs.

SEC Licensing Program

The Southeastern Conference markets its registered marks (Southeastern Conference, SEC, SEC Seal and SEC logos) through a licensing program with the Collegiate Licensing Company. The SEC began its licensing program in 1988 to protect the use of its name and insignias and to ensure that its member institutions benefit from the use and sale of items bearing its name and/or logos.

The program also ensures that manufacturers and retailers market only the highest-quality merchandise using the conference name and logos. The SEC has joined a significant number of colleges and universities throughout the country to bring about consistency in the marketplace for officially-licensed collegiate products.

SEC Official Sponsors





SEC COMPOSITE SCHEDULE

Tuesday, December 29

Texas A&M at LSU	SEC Network	7:00 pm
South Carolina at Kentucky	ESPN2	7:00 pm
Ole Miss at Alabama	SEC Network	9:00 pm

Wednesday, December 30

Arkansas at Auburn	ESPN2	7:00 pm
Mississippi State at Georgia	SEC Network	7:00 pm
Florida at Vanderbilt	ESPN2	9:00 pm
Tennessee at Missouri	SEC Network	9:00 pm

Saturday, January 2

Missouri at Arkansas	CBS	12:00 pm
LSU at Florida	CBS	2:00 pm
Alabama at Tennessee	ESPN2	6:00 pm
Kentucky at Mississippi State	SEC Network	6:00 pm
Auburn at Texas A&M	SEC Network	8:30 pm
Florida A&M at South Carolina	SEC Network	3:30 pm
Wichita St. at Ole Miss	ESPNU	6:00 pm

Tuesday, January 5

Florida at Alabama	ESPN2/U	7:00 pm
Vanderbilt at Kentucky	SEC Network	7:00 pm
Missouri at Mississippi State	SEC Network	9:00 pm

Wednesday, January 6

Arkansas at Tennessee	ESPN2/U	7:00 pm
Georgia at LSU	SEC Network	7:00 pm
Auburn at Ole Miss	SEC Network	9:00 pm
Texas A&M at South Carolina	ESPN2/U	9:00 pm

Saturday, January 9

Mississippi State at Vanderbilt	SEC Network	1:00 pm
Georgia at Arkansas	SEC Network	3:30 pm
South Carolina at Ole Miss	SEC Network	6:00 pm
LSU at Missouri	SEC Network	8:30 pm
Alabama at Auburn	ESPN2/U	12/2:00 pm
Kentucky at Florida	ESPN/2	5/8:00 pm
Tennessee at Texas A&M	ESPN/2	2/7:00 pm

Tuesday, January 12

Ole Miss at Florida	SEC Network	7:00 pm
Tennessee at South Carolina	ESPN2/U	7:00 pm
Alabama at Kentucky	ESPN/2	9:00 pm
Vanderbilt at Missouri	SEC Network	9:00 pm

Wednesday, January 13

Auburn at Georgia	SEC Network	7:00 pm
Texas A&M at Mississippi State	SEC Network	9:00 pm
Arkansas at LSU	ESPN2/U	9:00 pm

Saturday, January 16

Georgia at Ole Miss	ESPN2	12:00 pm
Missouri at Texas A&M	SEC Network	1:00 pm
Kentucky at Auburn	ESPN	2:00 pm
Arkansas at Alabama	SEC Network	3:30 pm
Florida at Mississippi State	ESPN2	4:00 pm
Vanderbilt at Tennessee	SEC Network	6:00 pm
South Carolina at LSU	SEC Network	8:30 pm

Tuesday, January 19

Alabama at LSU	ESPN2/U	7:00 pm
Tennessee at Florida	ESPN2/U	7:00 pm
South Carolina at Missouri	SEC Network	7:00 pm
Ole Miss at Mississippi State	SEC Network	9:00 pm

Wednesday, January 20

Kentucky at Georgia	SEC Network	7:00 pm
Texas A&M at Vanderbilt	ESPNU	7:00 pm
Auburn at Arkansas	SEC Network	9:00 pm

Saturday, January 23

Auburn at South Carolina	ESPN/2	12:00 pm
Arkansas at Vanderbilt	SEC Network	1:00 pm
Florida at Georgia	ESPN/2	2:00 pm
Texas A&M at Ole Miss	SEC Network	3:30 pm
Mississippi State at Alabama	SEC Network	6:00 pm
LSU at Kentucky	ESPN	6:00 pm
Missouri at Tennessee	SEC Network	8:30 pm

Tuesday, January 26

Kentucky at Alabama	ESPN/2	7:00 pm
Mississippi State at Tennessee	SEC Network	7:00 pm
Missouri at Auburn	ESPNU	9:00 pm
LSU at Texas A&M	SEC Network	9:00 pm

Wednesday, January 27

Vanderbilt at Florida	SEC Network	6:30 pm
Georgia at South Carolina	ESPNU	7:00 pm
Ole Miss at Arkansas	SEC Network	8:30 pm

Saturday, January 30

<i>SEC/Big 12 Challenge</i>		
Alabama at Oklahoma	ESPN2	12:00 pm
Texas A&M at Kansas State	ESPNU	12:00 pm
Auburn at Baylor	ESPN/2	2/4:00 pm
Florida at West Virginia	ESPN/2	2/4:00 pm
TCU at Missouri	ESPNU	2:00 pm
Texas Tech at LSU	ESPN/2	2:00 pm
Arkansas at Oklahoma State	ESPN/2	4:00 pm
Iowa State at Mississippi State	ESPN2	6:00 pm
Kansas at Tennessee	ESPN	6:00 pm
Texas at Kentucky	ESPN	8:00 pm
Ole Miss at Georgia	SEC Network	6:00 pm
South Carolina at Vanderbilt	SEC Network	8:30 pm

Tuesday, February 2

Georgia at Auburn	SEC Network	7:00 pm
Tennessee at Ole Miss	ESPN2/U	7:00 pm
Mississippi State at Arkansas	SEC Network	9:00 pm
Kentucky at Missouri	ESPN/2	9:00 pm

Wednesday, February 3

South Carolina at Florida	SEC Network	6:30 pm
LSU at Alabama	ESPN2/U	7:00 pm
Vanderbilt at Texas A&M	SEC Network	8:30 pm

Saturday, February 6

Vanderbilt at Georgia	SEC Network	1:00 pm
Florida at LSU	ESPN/2	2:00 pm
Mississippi State at South Carolina	SEC Network	3:30 pm
Ole Miss at Auburn	ESPN2	4:00 pm
Texas A&M at Arkansas	SEC Network	6:00 pm
Tennessee at Kentucky	ESPN	8:00 pm
Alabama at Missouri	SEC Network	8:30 pm

Tuesday, February 9

Alabama at South Carolina	SEC Network	6:30 pm
Arkansas at Kentucky	ESPN/2	7:00 pm
Auburn at Vanderbilt	SEC Network	8:30 pm

Wednesday, February 10

Florida at Tennessee	ESPN2	7:00 pm
Georgia at Texas A&M	SEC Network	7:00 pm
Missouri at Ole Miss	SEC Network	9:00 pm
LSU at Mississippi State	ESPN2/U	9:00 pm

SEC COMPOSITE SCHEDULE

Saturday, February 13

Auburn at Kentucky	CBS	1:00 pm
Vanderbilt at Mississippi State	SEC Network	1:00 pm
Tennessee at LSU	ESPN/2	2:00 pm
Georgia at Alabama	SEC Network	3:30 pm
Arkansas at Missouri	ESPN2/U	4:00 pm
Ole Miss at South Carolina	SEC Network	6:00 pm
Texas A&M at Florida	SEC Network	8:30 pm

Tuesday, February 16

Missouri at Georgia	SEC Network	6:30 pm
Florida at Arkansas	ESPN/2	7:00 pm
South Carolina at Tennessee	SEC Network	8:30 pm
Mississippi State at Auburn	ESPNU	9:00 pm

Wednesday, February 17

Kentucky at Vanderbilt	SEC Network	7:00 pm
Alabama at Texas A&M	SEC Network	9:00 pm
LSU at Ole Miss	ESPN2/U	9:00 pm

Saturday, February 20

Kentucky at Tennessee	CBS	1:00 pm
Vanderbilt at Alabama	SEC Network	1:00 pm
Missouri at South Carolina	ESPN2/U	2/4:00 pm
Georgia at Florida	SEC Network	3:30 pm
Auburn at LSU	ESPN/2	4/6:00 pm
Mississippi State at Ole Miss	SEC Network	6:00 pm
Arkansas at Texas A&M	SEC Network	8:30 pm

Tuesday, February 23

LSU at Georgia	SEC Network	7:00 pm
Texas A&M at Kentucky	ESPN/2	7:00 pm
Florida at Auburn	ESPN/2/U	9:00 pm
Ole Miss at Missouri	SEC Network	9:00 pm

Wednesday, February 24

South Carolina at Mississippi State	SEC Network	7:00 pm
Alabama at Arkansas	ESPN2/U	9:00 pm
Tennessee at Vanderbilt	SEC Network	9:00 pm

Saturday, February 27

Tennessee at Auburn	ESPN/2	12:00 pm
South Carolina at Georgia	SEC Network	1:00 pm
LSU at Arkansas	ESPN/2	2:00 pm
Ole Miss at Vanderbilt	SEC Network	3:30 pm
Florida at Kentucky	CBS	4:00 pm
Texas A&M at Missouri	SEC Network	6:00 pm
Alabama at Mississippi State	SEC Network	8:30 pm

Tuesday, March 2

Arkansas at South Carolina	SEC Network	6:30 pm
Auburn at Alabama	ESPN/2/U	7:00 pm
Vanderbilt at LSU	SEC Network	8:30 pm
Kentucky at Ole Miss	ESPN/2	9:00 pm

Wednesday, March 3

Missouri at Florida	SEC Network	6:30 pm
Georgia at Tennessee	ESPN2/U	7:00 pm
Mississippi State at Texas A&M	SEC Network	8:30 pm

2021 SEC Basketball Tournament

Wednesday, March 10

SEC Tournament Game 1	SEC Network	7:00 p.m.
SEC Tournament Game 2	SEC Network	9:00 p.m.

Thursday, March 11

SEC Tournament Game 3	SEC Network	1:00 p.m.
SEC Tournament Game 4	SEC Network	3:00 p.m.
SEC Tournament Game 5	SEC Network	7:00 p.m.
SEC Tournament Game 6	SEC Network	9:00 p.m.

Friday, March 12

SEC Tournament Game 7	ESPN	1:00 p.m.
SEC Tournament Game 8	ESPN	3:00 p.m.
SEC Tournament Game 9	SEC Network	7:00 p.m.
SEC Tournament Game 10	SEC Network	9:00 p.m.

Saturday, March 13

SEC Tournament Game 11	ESPN	1:00 p.m.
SEC Tournament Game 12	ESPN	3:00 p.m.

Sunday, March 14

Championship Game (Game 13)	ESPN	1:00 p.m.
-----------------------------	------	-----------

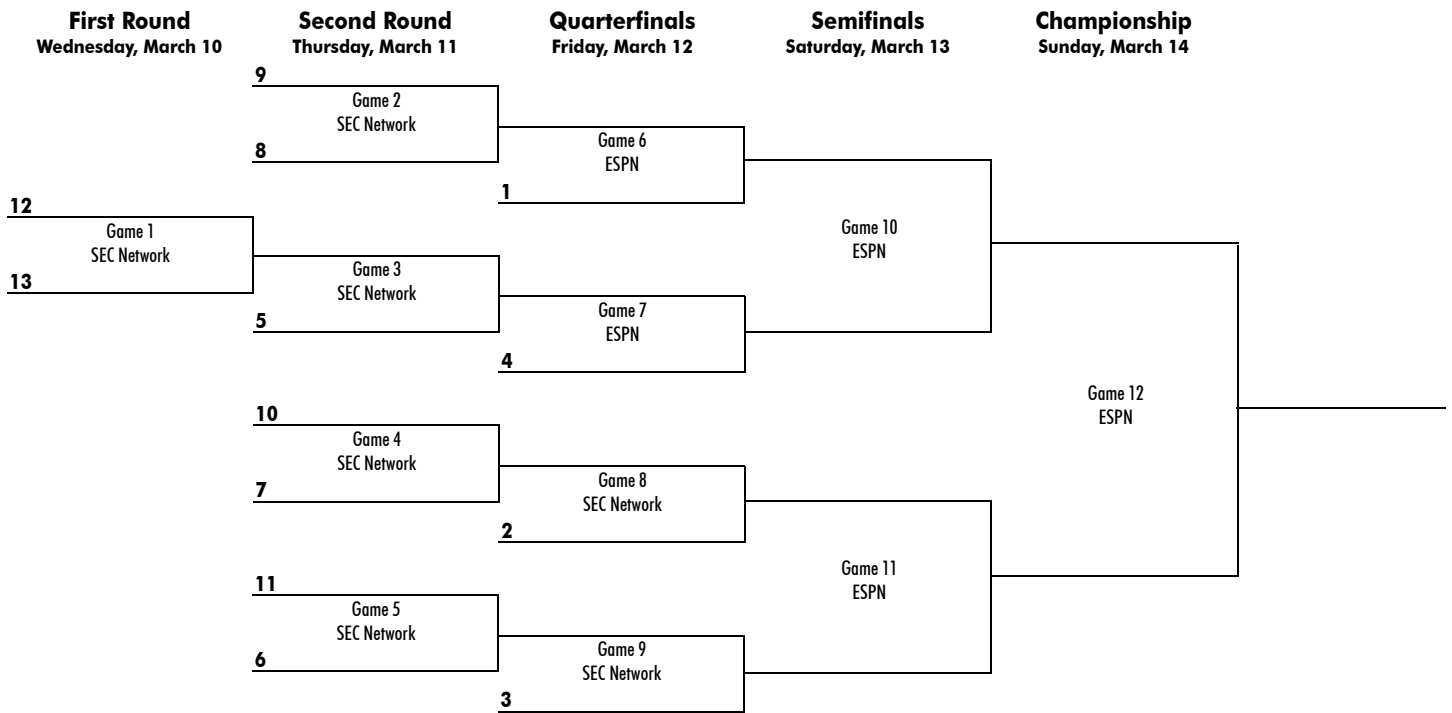
Game Times and Dates are subject to change.

All times Eastern

**SEC Game*



SEC TOURNAMENT



The winner of the 13-game SEC Men's Basketball Tournament receives the league's automatic bid to the NCAA Tournament. The tournament seeds are determined by the 18-game conference schedule during the regular season. Teams are seeded 1-14 based on their regular season conference finish.

Atlanta served as host of the inaugural SEC Tournament played following the 1932-33 season and did so again after the 1933-34 season. The event was held every year through 1952, with the exception of 1935. After a 26-year layoff (1953-78), the tournament was renewed in 1979. The 2020 tournament will be the 61st in league history and the 42nd since the renewal.

The event has helped set the stage for SEC teams in the NCAA Tournament, as 26 of the tournament champions since the tournament resumed in 1979 have advanced to at least the Sweet 16. Twenty of those teams have gone on to the Elite Eight, 12 to the Final Four and three have been crowned national champion. Six of the last 14 SEC Tournament champions have advanced to the Final Four with three of those teams winning a national championship. The SEC Tournament Champion has failed to win at least one NCAA Tournament game only four times.

Kentucky leads the league with 31 SEC Tournament titles. Alabama is second with six, while Tennessee and Florida are tied for third with four. Mississippi State has three championship trophies while Auburn, Georgia, Ole Miss and Vanderbilt have two. Arkansas, LSU and former league member Georgia Tech have each won one SEC Tournament championship.

Future SEC Tournament Dates & Sites

March 10-14, 2021	Nashville, TN (Bridgestone Arena)
March 9-13, 2022	Tampa, FL (Amalie Arena)
March 8-12, 2023	Nashville, TN (Bridgestone Arena)
March 13-17, 2024	Nashville, TN (Bridgestone Arena)
March 12-16, 2025	Nashville, TN (Bridgestone Arena)
March 11-15, 2026	Nashville, TN (Bridgestone Arena)
March 10-14, 2027	Nashville, TN (Bridgestone Arena)
March 8-12, 2028	Nashville, TN (Bridgestone Arena)
March 7-11, 2029	Nashville, TN (Bridgestone Arena)
March 13-17, 2030	Nashville, TN (Bridgestone Arena)
*March 12-16, 2031	Nashville, TN (Bridgestone Arena)
*March 10-14, 2032	Nashville, TN (Bridgestone Arena)
*March 9-13, 2033	Nashville, TN (Bridgestone Arena)
*March 8-12, 2034	Nashville, TN (Bridgestone Arena)
*March 7-11, 2035	Nashville, TN (Bridgestone Arena)

**option to extend current agreement to 2035*

SEC Tournament Tie-Breaker Procedures

Teams will be seeded No. 1 through No. 14 in the SEC Men's Basketball Tournament bracket based upon the final regular season Conference standings. Teams that finished No. 1 through No. 4 in the final regular season standings shall receive first- and second-round byes and teams that finish No. 5 through No. 10 will receive first-round byes in the SEC Men's Basketball Tournament.

1. **Two-Team Tie:** The following procedure will be used in the following order until the tie is broken:

- Won-lost results of head-to-head competition between the two teams.
- Won-lost record of the two teams versus the No. 1 seed (and proceeding through the No. 14 seed, if necessary).
- Coin flip by the Commissioner.

2. **Three-Team Tie (or more):** Won-lost record of the two teams versus the No. 1 seed (and proceeding through the No. 14 seed, if necessary).

- Best winning percentage of games played among the tied teams (Example: Team A is 3-1, Team B is 2-2 and Team C is 1-3 – Team A would be seeded highest, Team B second-highest and Team C lowest of the three).
- Best winning percentage of the tied teams versus the No. 1 seed (and proceeding through the No. 14 seed, if necessary).
- If two teams remain, coin flip by the Commissioner.
- If three or more teams remain, draw by the Commissioner.

For the purpose of seeding, if an institution is precluded from participating in the tournament, such institution will automatically be seeded last. The No. 11 seed will then receive a bye. However, for the purpose of breaking ties, that team will remain where it finished in the regular-season standings BEFORE being seeded last.

NCAA TOURNAMENT



Future NCAA Tournament Sites

2021

Selection Sunday: March 14
First Four: March 16-17
First Round: March 18-19
Second Round: March 20-21
Sweet 16: March 25-26
Elite Eight: March 27-28
Final Four (national semifinals): April 3
National Championship: April 5

2022

Round	City, State	Facility
March 15-16	Dayton, OH	UD Arena
March 17/19	Portland, OR	Moda Center
March 17/19	Buffalo, NY	KeyBank Center
March 17/19	Cincinnati, OH	U.S. Bank Arena
March 17/19	Fort Worth, TX	Dickies Arena
March 18/20	Milwaukee, WI	Wisconsin Ent. & Sports Ctr.
March 18/20	Greenville, SC	Bon Secours Wellness Arena
March 18/20	Pittsburgh, PA	PPG Paints Arena
March 18/20	San Diego, CA	Viejas Arena
March 24/26	San Francisco, CA	Chase Center
March 24/26	San Antonio, TX	AT&T Center
March 25/27	Philadelphia, PA	Wells Fargo Center
March 25/27	Chicago, IL	United Center
April 2/4	New Orleans, LA	Mercedes-Benz Superdome

Future Final Four Sites

April 1/3, 2023	Houston, TX	NRG Stadium
April 6/8, 2024	Phoenix, AZ	State Farm Stadium
April 5/7, 2025	San Antonio, TX	Alamodome
April 4/6, 2026	Indianapolis, IN	Lucas Oil Stadium



2020 SEC STANDINGS/POSTSEASON

2019-20 SEC Standings

	SEC	Pct.	Home	Away	ALL	Pct.	Home	Away	Neutral	Streak
Kentucky ¹	15-3	.833	8-1	7-2	25-6	.807	16-2	8-2	1-2	W1
Auburn	12-6	.667	8-1	4-5	25-6	.807	16-1	5-5	4-0	W1
LSU	12-6	.667	8-1	4-5	21-10	.677	15-2	5-6	1-2	W1
Mississippi State	11-7	.611	8-1	3-6	20-11	.645	14-2	4-7	2-2	W1
Florida	11-7	.611	7-2	4-5	19-12	.613	11-4	4-7	4-1	L1
South Carolina	10-8	.556	7-2	3-6	18-13	.581	12-5	6-6	0-2	L1
Texas A&M	10-8	.556	5-4	5-4	16-14	.533	11-6	5-4	0-4	W2
Tennessee	9-9	.500	5-4	4-5	17-14	.548	11-6	4-7	2-1	L1
Alabama	8-10	.444	5-4	3-6	16-15	.516	10-5	4-8	2-2	L2
Missouri	7-11	.389	6-3	1-8	15-16	.484	12-4	2-10	1-2	W1
Arkansas	7-11	.389	5-4	2-7	20-12	.625	15-4	4-8	1-0	W1
Ole Miss	6-12	.333	5-4	1-8	15-17	.469	12-5	1-10	2-2	L2
Georgia	5-13	.278	4-5	1-8	16-16	.500	12-5	2-9	2-2	W1
Vanderbilt	3-15	.167	2-7	1-8	11-21	.344	10-10	1-9	0-2	L1

1-SEC Champion

2020 SEC Basketball Tournament Bridgestone Arena • Nashville, Tenn.

First Round

Wednesday, March 11
13 Georgia 81, 12 Ole Miss 63
11 Arkansas 86, 14 Vanderbilt 73

Second Round

Thursday, March 12
8 Tennessee vs. 9 Alabama – Canceled
13 Georgia vs. 5 Florida – Canceled
7 Texas A&M vs. 10 Missouri – Canceled
11 Arkansas vs. 6 South Carolina – Canceled

Quarterfinals

Friday, March 13
Winner G3 vs. 1 Kentucky – Canceled
Winner G4 vs. 4 Mississippi State – Canceled
Winner G5 vs. 2 Auburn – Canceled
Winner G6 vs. 3 LSU – Canceled

Semifinals

Saturday, March 14
Winner G7 vs. Winner G8 – Canceled
Winner G9 vs. Winner G10 – Canceled

Championship

Sunday, March 15
Championship Game (Game 13) – Canceled

SEC Coaches' Postseason Awards

First Team All-SEC

Kira Lewis Jr., Alabama
 Mason Jones, Arkansas
 Samir Doughty, Auburn
 Keyontae Johnson, Florida
 Immanuel Quickley, Kentucky
 Nick Richards, Kentucky
 Skylar Mays, LSU
 Breein Tyree, Ole Miss
 Reggie Perry, Mississippi State

Second Team All-SEC

John Petty Jr., Alabama
 Isaac Okoro, Auburn
 Kerry Blackshear Jr., Florida
 Anthony Edwards, Georgia
 Tyrese Maxey, Kentucky
 Maik Kotsar, South Carolina
 John Fulkerson, Tennessee
 Saben Lee, Vanderbilt

SEC All-Freshman Team

Jaden Shackelford, Alabama
 Isaac Okoro, Auburn
 Scottie Lewis, Florida
 Anthony Edwards, Georgia
 Tyrese Maxey, Kentucky
 Trendon Watford, LSU
 Jermaine Couisnard, South Carolina
 Scotty Pippen Jr., Vanderbilt

SEC All-Defensive Team

Herbert Jones, Alabama
 Isaac Okoro, Auburn
 Ashton Hagans, Kentucky
 Nick Richards, Kentucky
 Yves Pons, Tennessee

SEC Coach of the Year: John Calipari, Kentucky
SEC Player of the Year: Immanuel Quickley, Kentucky
SEC Scholar-Athlete of the Year: Skylar Mays, LSU
SEC Freshman of the Year: Anthony Edwards, Georgia
SEC Sixth-Man of the Year: Tyson Carter, Mississippi State
SEC Defensive Player of the Year: Yves Pons, Tennessee

Associated Press Postseason Awards

First Team All-SEC

Kira Lewis Jr., Alabama
 u-Mason Jones, Arkansas
 u-Reggie Perry, Mississippi State
 Nick Richards, Kentucky
 Immanuel Quickley, Kentucky
u-unanimous choice to first team

Second Team All-SEC

Samir Doughty, Auburn
 Anthony Edwards, Georgia
 Keyontae Johnson, Florida
 Skylar Mays, LSU
 Breein Tyree, Ole Miss

Co-Player of the Year: Mason Jones, Arkansas & Reggie Perry, Mississippi State

Coach of the Year: Buzz Williams, Texas A&M

Freshman of the Year: Anthony Edwards, Georgia

SEC Weekly Awards

	Player of the Week	Freshman of the Week
Nov. 11	Mason Jones, AR	Tyrese Maxey, UK
Nov. 18	Jordan Bowden, UT	Isaac Okoro, AU
Nov. 25	Keyontae Johnson, UF	Scotty Pippen Jr., VU
Dec. 2	Austin Wiley, AU	Anthony Edwards, UG
Dec. 9	Saben Lee, VU	Isaac Okoro, AU
Dec. 16	Mason Jones, AR	Emanuel Miller, AM
Dec. 23	John Petty Jr., UA Jair Bolden, SC	Sahvir Wheeler, UG
Dec. 30	Isaiah Joe, AR Nick Richards, UK	Tyrese Maxey, UK
Jan. 6	J'Von McCormick, AU	Scottie Lewis, UF
Jan. 13	Immanuel Quickley, UK	Tyrese Maxey, UK
Jan. 20	Reggie Perry, MS	Jermaine Couisnard, SC
Jan. 27	Kira Lewis Jr., UA Nick Richards, UK	Trendon Watford, LS
Feb. 3	Mason Jones, AR Reggie Perry, MS	Anthony Edwards, UG
Feb. 10	Breein Tyree, UM	Jermaine Couisnard, SC
Feb. 17	Kira Lewis Jr., UA	Jaden Shackelford, UA
Feb. 24	Immanuel Quickley, UK	Anthony Edwards, UG
March 2	Mason Jones, AR Immanuel Quickley, UK	Anthony Edwards, UG
March 9	Wendell Mitchell, AM Saben Lee, VU	Scotty Pippen Jr., VU

SEC Community Service Team

Herbert Jones, Alabama
 Adrio Bailey, Arkansas
 Austin Wiley, Auburn
 Anthony Duruji, Florida
 Rayshaun Hammonds, Georgia
 Nate Sestina, Kentucky
 Marshall Graves, LSU
 Franco Miller Jr., Ole Miss
 Abdul Ado, Mississippi State
 Reed Nikko, Missouri
 Nathan Nelson, South Carolina
 John Fulkerson, Tennessee
 Wendell Mitchell, Texas A&M
 Isaiah Rice, Vanderbilt



2020 SEC MISCELLANEOUS STATS

Non-Conference Record

Conference	Record	Pct.
America East	1-0	1.000
American Athletic	5-10	.333
Atlantic 10	10-4	.714
Atlantic Coast	8-3	.727
Atlantic Sun	4-2	.667
Big 12	6-9	.400
Big East	2-5	.286
Big Sky	1-0	1.000
Big South	3-1	.750
Big Ten	4-4	.500
Big West	2-0	1.000
Colonial	2-0	1.000
Conference USA	8-2	.800
Horizon League	3-0	1.000
Ivy Group	0-2	.000
Metro Atlantic	0-1	.000
Mid-American	4-0	1.000
Mid-Eastern Athletic	5-0	1.000
Missouri Valley	3-3	.500
Mountain West	2-2	.500
Northeast	2-0	1.000
Ohio Valley	10-0	1.000
Pac-12	2-3	.400
Patriot	2-1	.667
Southern	7-1	.875
Southland	13-0	1.000
Southwestern Athletic	3-0	1.000
Summit	1-0	1.000
Sun Belt	8-0	1.000
West Coast	1-1	.500
Western Athletic	3-1	.750
Independents	0-0	.000
Non-Division I	1-0	1.000
Totals	126-55	.696

Double-Doubles

Player, School	2019-20	Career
Reggie Perry, Mississippi State	17	26
Austin Wiley, Auburn	13	15
Nick Richards, Kentucky	10	11
Keyontae Johnson, Florida	8	12
Kerry Blackshear Jr., Florida	8	8
Darius Days, LSU	8	8
Emmitt Williams, LSU	7	11
Trendon Watford, LSU	7	7
Rayshaun Hammonds, Georgia	6	8
Dylan Disu, Vanderbilt	5	5
Josh Nebo, Texas A&M	4	7
John Petty, Alabama	4	4
Maik Kotsar, South Carolina	3	5
John Fulkerson, Tennessee	3	4
Keyshawn Bryant, South Carolina	3	3
Anthony Edwards, Georgia	3	3
Herbert Jones, Alabama	3	3
Jimmy Whitt Jr., Arkansas	3	3
Robert Woodard II, Mississippi State	3	3
Abdul Ado, Mississippi State	2	5
Ashton Hagans, Kentucky	2	3
KJ Buffen, Ole Miss	2	2
Tyson Carter, Mississippi State	2	2
Kira Lewis Jr., Alabama	2	2
Emmanuel Miller, Texas A&M	2	2
Justin Minaya, South Carolina	2	2
Andrew Nembhard, Florida	2	2
Yves Pons, Tennessee	2	2
Immanuel Quickley, Kentucky	2	2
Marlon Taylor, LSU	2	2
Savion Flagg, Texas A&M	1	8
Anfernee McLemore, Auburn	1	4
Mason Jones, Arkansas	1	2
Adario Bailey, Arkansas	1	1
Jordan Bowden, Tennessee	1	1
Kobe Brown, Missouri	1	1
Reggie Chaney, Arkansas	1	1
Javian Davis, Alabama	1	1
Samir Doughty, Auburn	1	1
Alonzo Frink, South Carolina	1	1
Blake Hinson, Ole Miss	1	1
Scottie Lewis, Florida	1	1
Noah Locke, Florida	1	1
Reed Nikko, Missouri	1	1
Olivier Nkamhoua, Tennessee	1	1
Omar Payne, Florida	1	1
Nate Sestina, Kentucky	1	1
Dru Smith, Missouri	1	1
Devontae Shuler, Ole Miss	1	1
Javonte Smart, LSU	1	1
Lamonté Turner, Tennessee	1	1
Jeremiah Tilmon, Missouri	0	6
Jalen Harris, Arkansas	0	2
Aaron Nesmith, Vanderbilt	0	2
Felipe Haase, South Carolina	0	1
Jordan Harris, Georgia	0	1
EJ Montgomery, Kentucky	0	1
Mark Smith, Missouri	0	1

Triple-Doubles

Player, School	2019-20	Career
Kira Lewis Jr., Alabama	1	1

Associated Press Poll

Rk	Team	Record	Points
1	Kansas (63)	28-3	1,623
2	Gonzaga (1)	31-2	1,547
3	Dayton (1)	29-2	1,505
4	Florida State	26-5	1,381
5	Baylor	26-4	1,337
6	San Diego State	30-2	1,279
7	Creighton	24-7	1,154
8	Kentucky	25-6	1,118
9	Michigan State	22-9	1,023
10	Villanova	24-7	1,011
11	Duke	25-6	990
12	Maryland	24-7	924
13	Oregon	24-7	892
14	Louisville	24-7	768
15	Seton Hall	21-9	727
16	Virginia	23-7	586
17	Wisconsin	21-10	539
18	BYU	24-8	537
19	Ohio State	21-10	459
20	Auburn	25-6	453
21	Illinois	21-10	263
22	Houston	23-8	179
23	Butler	22-9	165
24	West Virginia	21-10	159
25	Iowa	20-11	109

Receiving Votes: Stephen F. Austin 78, East Tennessee State 66, Providence 63, Michigan 62, Utah State 36, Saint Mary's 33, Penn State 21, Arizona 7, Rutgers 6, Richmond 6, New Mexico State 4, USC 4, Texas Tech 3, UCLA 2, Vermont 2, Utah 1, Purdue 1, Belmont 1, Liberty 1.

USA Today Coaches Poll

Rk	Team	Record	Points
1	Kansas	28-3	795
2	Gonzaga	31-2	760
3	Dayton	29-2	741
4	Baylor	26-4	677
5	Florida State	26-5	656
6	San Diego State	30-2	601
7	Kentucky	25-6	569
8	Duke	25-6	507
9	Villanova	24-7	501
9	Creighton	24-7	501
11	Maryland	24-7	486
12	Michigan State	22-9	472
13	Louisville	24-7	427
14	Oregon	24-7	405
15	Seton Hall	21-9	387
16	Brigham Young	24-8	306
17	Virginia	23-7	224
18	Ohio State	21-10	218
19	Wisconsin	21-10	216
20	Auburn	25-6	213
21	Butler	22-9	130
22	Illinois	21-10	124
23	Houston	23-8	110
24	West Virginia	21-10	109
25	Iowa	20-11	91

Receiving Votes: East Tennessee State 34; Penn State 32; Michigan 25; Arizona 18; Stephen F. Austin 15; Texas Tech 8; Liberty 8; Utah State 5; LSU 5; Saint Mary's 4; Southern California 4; Providence 4; Northern Iowa 4; UCLA 3; Colorado 3; Rutgers 2.

SEC IN THE 2020 NCAA STATISTICS

Winning Percentage – Team

10	Auburn	80.6
10	Kentucky	80.6
54	LSU	67.7
79	Mississippi St.	64.5
89	Arkansas	62.5
100	Florida	61.3

Scoring Offense – Team

3	Alabama	82.0
9	LSU	80.5
24	Auburn	78.0
53	Georgia	75.9
56	Arkansas	75.8
91	Kentucky	74.4

Scoring Defense – Team

39	Tennessee	64.2
57	Missouri	65.2
60	Texas A&M	65.2
77	Florida	66.0
80	Kentucky	66.1

Scoring Margin – Team

40	Kentucky	8.3
48	Auburn	7.6
52	LSU	7.2
70	Arkansas	6.2
77	Florida	5.8
88	Mississippi St.	5.3

Field Goal Percentage – Team

23	LSU	47.1
33	Mississippi St.	46.8
50	Kentucky	46.1
71	Florida	45.7

Field Goal Percentage Defense – Team

18	South Carolina	39.3
20	Kentucky	39.4
45	Tennessee	40.2
61	Missouri	40.8
67	Texas A&M	40.9
80	Auburn	41.3

3-Point FG Per Game – Team

3	Alabama	10.8
77	Vanderbilt	8.2
82	Auburn	8.1

3-Point FG Percentage – Team

94	Alabama	34.9
100	Florida	34.7

3-Point FG Defense – Team

1	Arkansas	27.2
13	Missouri	28.8
15	Ole Miss.	29.2
21	South Carolina	29.6
58	Kentucky	30.7
80	Mississippi St.	31.2
81	Alabama	31.2

Free Throw Percentage – Team

2	Kentucky	79.7
10	Missouri	78.0
18	LSU	76.9
37	Mississippi St.	75.4
51	Tennessee	75.0

Rebound Margin – Team

15	Mississippi St.	7.0
24	LSU	6.3
31	Auburn	5.6
58	Kentucky	4.2
84	Florida	3.1

Assists Per Game – Team

67	Tennessee	14.5
77	South Carolina	14.4
87	Alabama	14.2

Assist/Turnover Ratio – Team

102	South Carolina	1.09
109	Kentucky	1.07

Blocked Shots Per Game – Team

8	Tennessee	5.6
14	Mississippi St.	5.1
17	Kentucky	4.9
21	Auburn	4.9
45	Alabama	4.4
52	South Carolina	4.3
81	Florida	3.9
81	LSU	3.9
84	Arkansas	3.9

Steals Per Game – Team

41	Arkansas	7.9
50	South Carolina	7.7
88	Ole Miss.	7.2
91	Georgia	7.1
97	Vanderbilt	7.1

Turnovers Per Game – Team

47	Arkansas	11.5
69	Florida	11.9

Turnover Margin – Team

9	Arkansas	4.5
43	South Carolina	2.4

Personal Fouls Per Game – Team

40	Texas A&M	15.4
67	LSU	16.0

Points Per Game – Individual

8	Mason Jones, Arkansas	22.0
36	Breein Tyree, Ole Miss.	19.7
47	Anthony Edwards, Georgia	19.1
62	Saben Lee, Vanderbilt	18.6
65	Kira Lewis Jr., Alabama	18.5

Field Goal Percentage – Individual

4	Nick Richards, Kentucky	64.4
12	John Fulkerson, Tennessee	61.2
49	Keyontae Johnson, Florida	54.4
86	Reggie Perry, Mississippi St.	50.0
95	Skylar Mays, LSU	49.1
98	Trendon Watford, LSU	48.9

3-Point FG Per Game – Individual

4	Isaiah Joe, Arkansas	3.62
26	John Petty Jr., Alabama	2.93
49	Jaden Shackelford, Alabama	2.71
79	Noah Locke, Florida	2.55

3-Point FG Percentage – Individual

9	John Petty Jr., Alabama	44.0
12	Noah Locke, Florida	43.2
73	Jaden Shackelford, Alabama	35.7
82	Isaiah Joe, Arkansas	34.2

Free Throw Percentage – Individual

3	Immanuel Quickley, Kentucky	92.3
9	Dru Smith, Missouri	89.9
14	Isaiah Joe, Arkansas	89.0
30	Tyson Carter, Mississippi St.	87.1
49	Skylar Mays, LSU	85.4
83	Tyrese Maxey, Kentucky	83.3
97	Mason Jones, Arkansas	82.6

Rebounds Per Game – Individual

28	Reggie Perry, Mississippi St.	10.1
45	Austin Wiley, Auburn	9.3

Assists Per Game – Individual

16	Ashton Hagans, Kentucky	6.4
32	Andrew Nembhard, Florida	5.6
44	Kira Lewis Jr., Alabama	5.2
87	J'Von McCormick, Auburn	4.5
87	Sahvir Wheeler, Georgia	4.5

Blocked Shots Per Game – Individual

24	Yves Pons, Tennessee	2.35
31	Nick Richards, Kentucky	2.13
49	Josh Nebo, Texas A&M	1.90
53	Abdul Ado, Mississippi St.	1.87
67	Austin Wiley, Auburn	1.61

Steals Per Game – Individual

26	Dru Smith, Missouri	2.06
39	Ashton Hagans, Kentucky	1.93
56	Kira Lewis Jr., Alabama	1.81
65	Skylar Mays, LSU	1.77
99	Devontae Shuler, Ole Miss.	1.69

Assist/Turnover Ratio – Individual

49	Andrew Nembhard, Florida	2.16
----	--------------------------	------

Double-Doubles – Individual

13	Reggie Perry, Mississippi St.	17
33	Austin Wiley, Auburn	13
73	Nick Richards, Kentucky	10



2020 TEAM LEADERS (ALL GAMES)

Scoring Offense

Team	G	W-L	Points	Avg
1 Alabama	31	16-15	2542	82.00
2 LSU	31	21-10	2495	80.48
3 Auburn	31	25-6	2419	78.03
4 Georgia	32	16-16	2428	75.88
5 Arkansas	32	20-12	2426	75.81
6 Kentucky	31	25-6	2307	74.42
7 Mississippi St.	31	20-11	2275	73.39
8 South Carolina	31	18-13	2275	73.39
9 Florida	31	19-12	2228	71.87
10 Vanderbilt	32	11-21	2295	71.72
11 Ole Miss	32	15-17	2208	69.00
12 Missouri	31	15-16	2081	67.13
13 Tennessee	31	17-14	2079	67.06
14 Texas A&M	30	16-14	1894	63.13

Scoring Defense

Team	G	Points	Avg
1 Tennessee	31	1990	64.19
2 Missouri	31	2020	65.16
3 Texas A&M	30	1955	65.17
4 Florida	31	2047	66.03
5 Kentucky	31	2049	66.10
6 Mississippi St.	31	2112	68.13
7 Ole Miss	32	2193	68.53
8 South Carolina	31	2156	69.55
9 Arkansas	32	2228	69.63
10 Auburn	31	2182	70.39
11 LSU	31	2271	73.26
12 Vanderbilt	32	2399	74.97
13 Georgia	32	2418	75.56
14 Alabama	31	2449	79.00

Scoring Margin

Team	G	OFF	DEF	Margin
1 Kentucky	31	74.42	66.10	+8.32
2 Auburn	31	78.03	70.39	+7.65
3 LSU	31	80.48	73.26	+7.23
4 Arkansas	32	75.81	69.63	+6.19
5 Florida	31	71.87	66.03	+5.84
6 Mississippi St.	31	73.39	68.13	+5.26
7 South Carolina	31	73.39	69.55	+3.84
8 Alabama	31	82.00	79.00	+3.00
9 Tennessee	31	67.06	64.19	+2.87
10 Missouri	31	67.13	65.16	+1.97
11 Ole Miss	32	69.00	68.53	+0.47
12 Georgia	32	75.88	75.56	+0.31
13 Texas A&M	30	63.13	65.17	-2.03
14 Vanderbilt	32	71.72	74.97	-3.25

Field Goal Percentage

Team	G	FG	FGA	Pct
1 LSU	31	886	1880	.471
2 Mississippi St.	31	802	1713	.468
3 Kentucky	31	795	1723	.461
4 Florida	31	791	1729	.457
5 Georgia	32	875	1941	.451
6 Arkansas	32	808	1825	.443
7 South Carolina	31	832	1890	.440
8 Alabama	31	854	1956	.437
9 Auburn	31	808	1868	.433
10 Ole Miss	32	769	1780	.432
11 Tennessee	31	715	1656	.432
12 Vanderbilt	32	760	1776	.428
13 Missouri	31	700	1707	.410
14 Texas A&M	30	634	1570	.404

Field Goal Percentage Defense

Team	G	FG	FGA	Pct
1 South Carolina	31	656	1669	.393
2 Kentucky	31	717	1819	.394
3 Tennessee	31	685	1704	.402
4 Missouri	31	648	1587	.408
5 Texas A&M	30	679	1659	.409
6 Auburn	31	759	1840	.413
7 Florida	31	716	1699	.421
8 LSU	31	821	1941	.423
9 Mississippi St.	31	751	1770	.424
10 Alabama	31	850	2002	.425
11 Ole Miss	32	745	1750	.426
12 Arkansas	32	773	1808	.428
13 Georgia	32	897	1980	.453
14 Vanderbilt	32	846	1811	.467

Free Throw Percentage

Team	G	FTM	FTA	Pct
1 Kentucky	31	560	703	.797
2 Missouri	31	476	610	.780
3 LSU	31	512	666	.769
4 Mississippi St.	31	510	676	.754
5 Tennessee	31	462	616	.750
6 Arkansas	32	567	776	.731
7 Ole Miss	32	478	655	.730
8 Florida	31	425	588	.723
9 Georgia	32	455	648	.702
10 Vanderbilt	32	513	736	.697
11 Alabama	31	500	721	.693
12 Texas A&M	30	437	645	.678
13 Auburn	31	551	818	.674
14 South Carolina	31	437	696	.628

3-Point Field Goal Percentage

Team	G	FG	FGA	Pct
1 Alabama	31	334	957	.349
2 Florida	31	221	636	.347
3 Kentucky	31	157	458	.343
4 Mississippi St.	31	161	479	.336
5 Arkansas	32	243	728	.334
6 Vanderbilt	32	262	786	.333
7 LSU	31	211	645	.327
8 Ole Miss	32	192	600	.320
9 Tennessee	31	187	598	.313
10 South Carolina	31	174	561	.310
11 Auburn	31	252	824	.306
12 Georgia	32	223	743	.300
13 Missouri	31	205	690	.297
14 Texas A&M	30	189	643	.294

3-Point Field Goal Percentage Defense

Team	G	FG	FGA	Pct
1 Arkansas	32	164	602	.272
2 Missouri	31	173	601	.288
3 Ole Miss	32	177	607	.292
4 South Carolina	31	197	665	.296
5 Kentucky	31	214	697	.307
6 Mississippi St.	31	200	641	.312
7 Alabama	31	217	695	.312
8 Georgia	32	222	687	.323
9 Auburn	31	217	667	.325
10 Florida	31	197	605	.326
11 Texas A&M	30	273	834	.327
12 Tennessee	31	195	590	.331
13 LSU	31	277	804	.345
14 Vanderbilt	32	215	613	.351

3-Point Field Goals Made

Team	G	3FG	Avg
1 Alabama	31	334	10.77
2 Vanderbilt	32	262	8.19
3 Auburn	31	252	8.13
4 Arkansas	32	243	7.59
5 Florida	31	221	7.13
6 Georgia	32	223	6.97
7 LSU	31	211	6.81
8 Missouri	31	205	6.61
9 Texas A&M	30	189	6.30
10 Tennessee	31	187	6.03
11 Ole Miss	32	192	6.00
12 South Carolina	31	174	5.61
13 Mississippi St.	31	161	5.19
14 Kentucky	31	157	5.06

Rebounding

Team	G	Reb	Avg
1 Auburn	31	1265	40.81
2 LSU	31	1230	39.68
3 Alabama	31	1220	39.35
4 Georgia	32	1213	37.91
5 Mississippi St.	31	1161	37.45
6 South Carolina	31	1158	37.35
7 Kentucky	31	1136	36.65
8 Missouri	31	1091	35.19
9 Florida	31	1080	34.84
10 Tennessee	31	1069	34.48
11 Texas A&M	30	1019	33.97
12 Ole Miss	32	1085	33.91
13 Vanderbilt	32	1036	32.38
14 Arkansas	32	1009	31.53

Rebounding Defense

Team	G	Reb	Avg
1 Mississippi St.	31	944	30.45
2 Florida	31	983	31.71
3 Kentucky	31	1006	32.45
4 Missouri	31	1026	33.10
5 LSU	31	1035	33.39
6 Tennessee	31	1036	33.42
7 Texas A&M	30	1031	34.37
8 Ole Miss	32	1118	34.94
9 Auburn	31	1090	35.16
10 South Carolina	31	1098	35.42
11 Georgia	32	1149	35.91
12 Vanderbilt	32	1155	36.09
13 Arkansas	32	1227	38.34
14 Alabama	31	1233	39.77

Rebounding Margin

Team	G	TEAM	OPP	Margin
1 Mississippi St.	31	37.45	30.45	+7.00
2 LSU	31	39.68	33.39	+6.29
3 Auburn	31	40.81	35.16	+5.65
4 Kentucky	31	36.65	32.45	+4.19
5 Florida	31	34.84	31.71	+3.13
6 Missouri	31	35.19	33.10	+2.10
7 Georgia	32	37.91	35.91	+2.00
8 South Carolina	31	37.35	35.42	+1.94
9 Tennessee	31	34.48	33.42	+1.06
10 Texas A&M	30	33.97	34.37	-0.40
11 Alabama	31	39.35	39.77	-0.42
12 Ole Miss	32	33.91	34.94	-1.03
13 Vanderbilt	32	32.38	36.09	-3.72
14 Arkansas	32	31.53	38.34	-6.81

Blocked Shots

Team	G	Blocks	Avg
1 Tennessee	31	174	5.61
2 Mississippi St.	31	158	5.10
3 Kentucky	31	153	4.94
4 Auburn	31	151	4.87
5 Alabama	31	136	4.39
6 South Carolina	31	134	4.32
7 Arkansas	32	125	3.91
8 LSU	31	121	3.90
8 Florida	31	121	3.90
10 Georgia	32	104	3.25
10 Vanderbilt	32	104	3.25
12 Missouri	31	99	3.19
13 Texas A&M	30	86	2.87
14 Ole Miss	32	91	2.84

Assists

Team	G	Assists	Avg
1 Tennessee	31	448	14.45
2 South Carolina	31	445	14.35
3 Alabama	31	441	14.23
4 Georgia	32	431	13.47
5 Mississippi St.	31	415	13.39
5 Kentucky	31	415	13.39
7 Ole Miss	32	413	12.91
8 LSU	31	398	12.84
9 Auburn	31	397	12.81
10 Arkansas	32	381	11.91
11 Florida	31	368	11.87
12 Vanderbilt	32	365	11.41
13 Missouri	31	352	11.35
14 Texas A&M	30	333	11.10

Steals

Team	G	Steals	Avg
1 Arkansas	32	253	7.91
2 South Carolina	31	240	7.74
3 Ole Miss	32	229	7.16
4 Georgia	32	228	7.13
5 Vanderbilt	32	226	7.06
6 Missouri	31	209	6.74
7 Texas A&M	30	193	6.43
8 Auburn	31	199	6.42
9 Alabama	31	196	6.32
10 LSU	31	195	6.29
11 Tennessee	31	186	6.00
12 Florida	31	178	5.74
13 Mississippi St.	31	174	5.61
14 Kentucky	31	162	5.23

2020 INDIVIDUAL LEADERS (ALL GAMES)



Scoring

Player, Team	G	FG	3FG	FT	Pts	Avg
1 Mason Jones-AR	31	191	68	233	683	22.03
2 Breein Tyree-UM	31	199	64	148	610	19.68
3 Anthony Edwards-UG	32	203	72	132	610	19.06
4 Saben Lee-VU	32	200	39	155	594	18.56
5 Kira Lewis Jr.-UA	31	206	56	105	573	18.48
6 Reggie Perry-MS	31	183	23	149	538	17.35
7 Isaiah Joe-AR	26	132	94	81	439	16.88
8 Samir Doughty-AU	31	154	61	148	517	16.68
Skylar Mays-LS	31	169	50	129	517	16.68
10 Immanuel Quickley-UK	30	138	62	144	482	16.07
11 Jaden Shackelford-UA	31	148	84	86	466	15.03
12 John Petty Jr.-UA	29	139	85	58	421	14.52
13 Nick Richards-UK	31	163	0	109	435	14.03
Keyontae Johnson-UF	31	166	30	73	435	14.03
15 Jimmy Whitt Jr.-AR	32	181	0	87	449	14.03
16 Tyrese Maxey-UK	31	150	33	100	433	13.97
17 Tyson Carter-MS	31	138	54	101	431	13.90
18 John Fulkerson-UT	31	156	1	113	426	13.74
19 Jordan Bowden-UT	31	139	49	97	424	13.68
20 Trendon Watford-LS	31	157	18	89	421	13.58

Rebounding

Player, Team	G	OFF	DEF	TOT	Avg
1 Reggie Perry-MS	31	97	215	312	10.06
2 Austin Wiley-AU	31	111	177	288	9.29
3 Nick Richards-UK	31	81	160	241	7.77
4 Kerry Blackshear-UF	31	74	157	231	7.45
5 Rayshaun Hammonds-UG	32	67	171	238	7.44
6 Trendon Watford-LS	31	66	158	224	7.23
7 Keyontae Johnson-UF	31	54	167	221	7.13
8 Darius Days-LS	31	78	134	212	6.84
9 Abdul Ado-MS	31	100	109	209	6.74
10 Emmitt Williams-LS	31	75	129	204	6.58
11 John Petty Jr.-UA	29	38	152	190	6.55
12 Robert Woodard II-MS	31	68	135	203	6.55
13 Herbert Jones-UA	27	55	118	173	6.41
14 Emanuel Miller-AM	30	60	130	190	6.33
15 Maik Kotsar-SC	31	61	134	195	6.29
16 Josh Nebo-AM	29	71	108	179	6.17
17 KJ Buffen-UM	32	65	131	196	6.13
18 John Fulkerson-UT	31	64	119	183	5.90
19 Dylan Disu-VU	32	33	148	181	5.66
20 Josiah-Jordan James-UT	27	28	121	149	5.52

Field Goal Percentage

(Min. 5.0 made per game)

Player, Team	G	FG	FGA	Pct
1 Nick Richards-UK	31	163	253	.644
2 John Fulkerson-UT	31	156	255	.612
3 Keyontae Johnson-UF	31	166	305	.544
4 Reggie Perry-MS	31	183	366	.500
5 Skylar Mays-LS	31	169	344	.491
6 Trendon Watford-LS	31	157	321	.489
7 Jimmy Whitt Jr.-AR	32	181	372	.487
8 Saben Lee-VU	32	200	414	.483
9 Rayshaun Hammonds-UG	32	160	345	.464
10 Kira Lewis Jr.-UA	31	206	449	.459

Assists

Player, Team	G	Assists	Avg
1 Ashton Hagans-UK	30	191	6.37
2 Andrew Nembhard-UF	31	173	5.58
3 Kira Lewis Jr.-UA	31	162	5.23
4 Sahvir Wheeler-UG	31	139	4.48
J'Von McCormick-AU	31	139	4.48
6 Saben Lee-VU	32	134	4.19
7 Javonte Smart-LS	31	129	4.16
8 Dru Smith-MO	31	121	3.90
9 Scotty Pippen Jr.-VU	32	114	3.56
10 Mason Jones-AR	31	106	3.42

Free Throw Percentage

(Min. 2.5 made pg)

Player, Team	G	FTM	FTA	Pct
1 Immanuel Quickley-UK	30	144	156	.923
2 Dru Smith-MO	31	124	138	.899
3 Isaiah Joe-AR	26	81	91	.890
4 Tyson Carter-MS	31	101	116	.871
5 Skylar Mays-LS	31	129	151	.854
6 Tyrese Maxey-UK	31	100	120	.833
7 Mason Jones-AR	31	233	282	.826
8 Breein Tyree-UM	31	148	180	.822
9 Jordan Bowden-UT	31	97	118	.822
10 Xavier Pinson-MO	31	103	126	.817

Steals

Player, Team	G	Steals	Avg
1 Dru Smith-MO	31	64	2.06
2 Ashton Hagans-UK	30	58	1.93
3 Kira Lewis Jr.-UA	31	56	1.81
4 Skylar Mays-LS	31	55	1.77
5 Devontae Shuler-UM	32	54	1.69
6 Mason Jones-AR	31	50	1.61
7 Saben Lee-VU	32	49	1.53
8 Maik Kotsar-SC	31	46	1.48
9 KJ Buffen-UM	32	46	1.44
10 Isaiah Joe-AR	26	37	1.42

3-Point Field Goal Percentage

(Min. 2.5 made pg)

Player, Team	G	3FG	FGA	Pct
1 John Petty Jr.-UA	29	85	193	.440
2 Noah Locke-UF	31	79	183	.432
3 Jaden Shackelford-UA	31	84	235	.357
4 Isaiah Joe-AR	26	94	275	.342

3-Point Field Goals Made

Player, Team	G	3FG	Avg
1 Isaiah Joe-AR	26	94	3.62
2 John Petty Jr.-UA	29	85	2.93
3 Jaden Shackelford-UA	31	84	2.71
4 Noah Locke-UF	31	79	2.55
5 Anthony Edwards-UG	32	72	2.25
6 Mark Smith-MO	24	53	2.21
7 Mason Jones-AR	31	68	2.19
8 Immanuel Quickley-UK	30	62	2.07
9 Breein Tyree-UM	31	64	2.06
10 Samir Doughty-AU	31	61	1.97

Blocked Shots

Player, Team	G	Blocks	Avg
1 Yves Pons-UT	31	73	2.35
2 Nick Richards-UK	31	66	2.13
3 Josh Nebo-AM	29	55	1.90
4 Abdul Ado-MS	31	58	1.87
5 Austin Wiley-AU	31	50	1.61
6 Adrio Bailey-AR	32	45	1.41
7 Emmitt Williams-LS	31	38	1.23
8 Scottie Lewis-UF	30	36	1.20
9 Reggie Perry-MS	31	36	1.16
10 Omar Payne-UF	30	34	1.13

Assist/Turnover Ratio

(Min. 3.0 assists/game)

Player, Team	G	Asst	Turn	Ratio
1 Andrew Nembhard-UF	31	173	80	2.16
2 J'Von McCormick-AU	31	139	74	1.88
3 Ashton Hagans-UK	30	191	103	1.85
4 Javonte Smart-LS	31	129	70	1.84
5 Devontae Shuler-UM	32	105	61	1.72
6 Sahvir Wheeler-UG	31	139	91	1.53
7 Kira Lewis Jr.-UA	31	162	109	1.49
8 Tyrese Maxey-UK	31	98	67	1.46
9 Tyson Carter-MS	31	96	66	1.45
10 Jermaine Cousnard-SC	30	95	66	1.44

Offensive Rebounds

Player, Team	G	No.	Avg
1 Austin Wiley-AU	31	111	3.58
2 Abdul Ado-MS	31	100	3.23
3 Reggie Perry-MS	31	97	3.13
4 Nick Richards-UK	31	81	2.61
5 Darius Days-LS	31	78	2.52
6 Josh Nebo-AM	29	71	2.45
7 Emmitt Williams-LS	31	75	2.42
8 Kerry Blackshear-UF	31	74	2.39
9 Robert Woodard II-MS	31	68	2.19
10 Trendon Watford-LS	31	66	2.13

Defensive Rebounds

Player, Team	G	No.	Avg
1 Reggie Perry-MS	31	215	6.94
2 Austin Wiley-AU	31	177	5.71
3 Keyontae Johnson-UF	31	167	5.39
4 Rayshaun Hammonds-UG	32	171	5.34
5 John Petty Jr.-UA	29	152	5.24
6 Nick Richards-UK	31	160	5.16
7 Trendon Watford-LS	31	158	5.10
8 Kerry Blackshear-UF	31	157	5.06
9 Mason Jones-AR	31	147	4.74
10 Dylan Disu-VU	32	148	4.63

Minutes Played

Player, Team	G	Minutes	Avg
1 Kira Lewis Jr.-UA	31	1167	37.64
2 Jimmy Whitt Jr.-AR	32	1185	37.04
3 Isaiah Joe-AR	26	938	36.08
4 Breein Tyree-UM	31	1072	34.58
5 Tyrese Maxey-UK	31	1071	34.53
6 Skylar Mays-LS	31	1070	34.50
7 Jordan Bowden-UT	31	1065	34.37
8 Javonte Smart-LS	31	1059	34.15
9 Yves Pons-UT	31	1052	33.93
10 Mason Jones-AR	31	1047	33.76



2020 TEAM LEADERS (SEC GAMES)

Scoring Offense

Team	G	W-L	Points	Avg
1. Alabama	18	8-10	1472	81.78
2. LSU	18	12-6	1453	80.72
3. South Carolina	18	10-8	1372	76.22
4. Arkansas	18	7-11	1365	75.83
5. Auburn	18	12-6	1353	75.17
6. Kentucky	18	15-3	1334	74.11
7. Mississippi St	18	11-7	1329	73.83
8. Florida	18	11-7	1317	73.17
9. Georgia	18	5-13	1296	72.00
10. Ole Miss	18	6-12	1219	67.72
11. Missouri	18	7-11	1214	67.44
12. Tennessee	18	9-9	1205	66.94
13. Texas A&M	18	10-8	1197	66.50
14. Vanderbilt	18	3-15	1192	66.22

Scoring Defense

Team	G	Points	Avg
1. Texas A&M	18	1213	67.39
2. Tennessee	18	1219	67.72
3. Florida	18	1224	68.00
4. Kentucky	18	1232	68.44
5. Ole Miss	18	1256	69.78
6. Missouri	18	1278	71.00
7. Mississippi St	18	1284	71.33
8. South Carolina	18	1314	73.00
9. Auburn	18	1319	73.28
10. Vanderbilt	18	1369	76.06
11. Arkansas	18	1370	76.11
12. LSU	18	1391	77.28
13. Georgia	18	1406	78.11
14. Alabama	18	1443	80.17

Scoring Margin

Team	G	OFF	DEF	Margin
1. Kentucky	18	74.11	68.44	+5.67
2. Florida	18	73.17	68.00	+5.17
3. LSU	18	80.72	77.28	+3.44
4. South Carolina	18	76.22	73.00	+3.22
5. Mississippi St	18	73.83	71.33	+2.50
6. Auburn	18	75.17	73.28	+1.89
7. Alabama	18	81.78	80.17	+1.61
8. Arkansas	18	75.83	76.11	-0.28
9. Tennessee	18	66.94	67.72	-0.78
10. Texas A&M	18	66.50	67.39	-0.89
11. Ole Miss	18	67.72	69.78	-2.06
12. Missouri	18	67.44	71.00	-3.56
13. Georgia	18	72.00	78.11	-6.11
14. Vanderbilt	18	66.22	76.06	-9.83

Field Goal Percentage

Team	G	FG	FGA	Pct
1. Florida	18	467	994	.470
2. Mississippi St	18	467	1005	.465
3. Kentucky	18	456	989	.461
4. LSU	18	496	1096	.453
5. South Carolina	18	493	1114	.443
6. Arkansas	18	442	1020	.433
7. Tennessee	18	408	943	.433
8. Georgia	18	451	1046	.431
9. Alabama	18	491	1145	.429
10. Ole Miss	18	421	1000	.421
11. Texas A&M	18	396	946	.419
12. Auburn	18	439	1075	.408
13. Missouri	18	395	991	.399
14. Vanderbilt	18	385	966	.399

Field Goal Percentage Defense

Team	G	FG	FGA	Pct
1. Kentucky	18	420	1057	.397
2. South Carolina	18	396	987	.401
3. Tennessee	18	402	981	.410
4. Ole Miss	18	411	988	.416
5. Texas A&M	18	410	983	.417
6. Auburn	18	437	1032	.423
7. Alabama	18	490	1134	.432
8. Mississippi St	18	454	1046	.434
9. LSU	18	496	1137	.436
10. Missouri	18	400	910	.440
11. Florida	18	428	970	.441
12. Arkansas	18	459	1006	.456
13. Georgia	18	514	1076	.478
14. Vanderbilt	18	490	1023	.479

Free Throw Percentage

Team	G	FTM	FTA	Pct
1. Missouri	18	309	387	.798
2. Kentucky	18	328	411	.798
3. Mississippi St	18	313	397	.788
4. LSU	18	330	425	.776
5. Ole Miss	18	275	363	.758
6. Tennessee	18	276	365	.756
7. Florida	18	243	326	.745
8. Georgia	18	272	373	.729
9. Arkansas	18	347	481	.721
10. Vanderbilt	18	294	412	.714
11. Auburn	18	338	492	.687
12. Texas A&M	18	278	407	.683
13. Alabama	18	297	436	.681
14. South Carolina	18	279	434	.643

3-Point Field Goal Percentage

Team	G	FG	FGA	Pct
1. Florida	18	140	372	.376
2. Kentucky	18	94	252	.373
3. Arkansas	18	134	394	.340
4. Alabama	18	193	574	.336
5. LSU	18	131	390	.336
6. Texas A&M	18	127	384	.331
7. South Carolina	18	107	327	.327
8. Mississippi St	18	82	254	.323
9. Tennessee	18	113	354	.319
10. Ole Miss	18	102	322	.317
11. Vanderbilt	18	128	428	.299
12. Missouri	18	115	386	.298
13. Georgia	18	122	423	.288
14. Auburn	18	137	476	.288

3-Point Field Goal Percentage Defense

Team	G	FG	FGA	Pct
1. South Carolina	18	108	382	.283
2. Ole Miss	18	97	342	.284
3. Mississippi St	18	105	366	.287
4. Arkansas	18	104	340	.306
5. Missouri	18	108	351	.308
6. Alabama	18	120	378	.317
7. Kentucky	18	127	399	.318
8. Vanderbilt	18	109	331	.329
9. Georgia	18	119	360	.331
10. Tennessee	18	123	367	.335
11. Texas A&M	18	181	521	.347
12. Florida	18	115	331	.347
13. Auburn	18	137	388	.353
14. LSU	18	172	480	.358

3-Point Field Goals Made

Team	G	3FG	Avg
1. Alabama	18	193	10.72
2. Florida	18	140	7.78
3. Auburn	18	137	7.61
4. Arkansas	18	134	7.44
5. LSU	18	131	7.28
6. Vanderbilt	18	128	7.11
7. Texas A&M	18	127	7.06
8. Georgia	18	122	6.78
9. Missouri	18	115	6.39
10. Tennessee	18	113	6.28
11. South Carolina	18	107	5.94
12. Ole Miss	18	102	5.67
13. Kentucky	18	94	5.22
14. Mississippi St	18	82	4.56

Rebounding

Team	G	Reb	Avg
1. LSU	18	723	40.17
2. Auburn	18	721	40.06
3. Alabama	18	695	38.61
4. South Carolina	18	678	37.67
5. Mississippi St	18	669	37.17
6. Kentucky	18	651	36.17
7. Georgia	18	633	35.17
8. Missouri	18	617	34.28
9. Texas A&M	18	606	33.67
10. Florida	18	603	33.50
11. Ole Miss	18	595	33.06
12. Tennessee	18	584	32.44
13. Vanderbilt	18	549	30.50
14. Arkansas	18	530	29.44

Rebounding Defense

Team	G	Reb	Avg
1. Florida	18	547	30.39
2. Mississippi St	18	558	31.00
3. Missouri	18	598	33.22
4. Texas A&M	18	602	33.44
5. Kentucky	18	607	33.72
6. Tennessee	18	609	33.83
7. LSU	18	622	34.56
8. Auburn	18	629	34.94
9. Georgia	18	638	35.44
10. Ole Miss	18	659	36.61
11. South Carolina	18	664	36.89
12. Vanderbilt	18	677	37.61
13. Arkansas	18	710	39.44
14. Alabama	18	734	40.78

Rebounding Margin

Team	G	TEAM	OPP	Margin
1. Mississippi St	18	37.17	31.00	+6.17
2. LSU	18	40.17	34.56	+5.61
3. Auburn	18	40.06	34.94	+5.11
4. Florida	18	33.50	30.39	+3.11
5. Kentucky	18	36.17	33.72	+2.44
6. Missouri	18	34.28	33.22	+1.06
7. South Carolina	18	37.67	36.89	+0.78
8. Texas A&M	18	33.67	33.44	+0.22
9. Georgia	18	35.17	35.44	-0.28
10. Tennessee	18	32.44	33.83	-1.39
11. Alabama	18	38.61	40.78	-2.17
12. Ole Miss	18	33.06	36.61	-3.56
13. Vanderbilt	18	30.50	37.61	-7.11
14. Arkansas	18	29.44	39.44	-10.00

Blocked Shots

Team	G	Blocks	Avg
1. Tennessee	18	101	5.61
2. Mississippi St	18	96	5.33
3. Kentucky	18	95	5.28
4. South Carolina	18	76	4.22
5. Alabama	18	75	4.17
6. Florida	18	72	4.00
7. Auburn	18	70	3.89
8. LSU	18	62	3.44
9. Missouri	18	60	3.33
10. Arkansas	18	54	3.00
11. Ole Miss	18	51	2.83
12. Georgia	18	49	2.72
13. Vanderbilt	18	45	2.50
14. Texas A&M	18	43	2.39

Assists

Team	G	Assists	Avg
1. South Carolina	18	266	14.78
2. Alabama	18	254	14.11
3. Tennessee	18	247	13.72
4. Mississippi St	18	229	12.72
5. Florida	18	221	12.28
6. Kentucky	18	220	12.22
7. LSU	18	219	12.17
8. Georgia	18	204	11.33
9. Auburn	18	203	11.28
10. Ole Miss	18	201	11.17
11. Texas A&M	18	196	10.89
11. Missouri	18	196	10.89
13. Arkansas	18	194	10.78
14. Vanderbilt	18	173	9.61

Steals

Team	G	Steals	Avg
1. South Carolina	18	137	7.61
2. Arkansas	18	127	7.06
3. Ole Miss	18	126	7.00
4. Vanderbilt	18	117	6.50
5. Georgia	18	114	6.33
6. Missouri	18	113	6.28
7. Auburn	18	110	6.11
7. Texas A&M	18	110	6.11
9. Tennessee	18	107	5.94
10. Alabama	18	106	5.89
11. LSU	18	103	5.72
12. Florida	18	96	5.33
13. Kentucky	18	91	5.06
14. Mississippi St	18	88	4.89

2020 INDIVIDUAL LEADERS (SEC GAMES)

Scoring

Player, Team	G	FG	3FG	FT	Pts	Avg
1 Mason Jones-AR	18	118	42	146	424	23.56
2 Breein Tyree-UM	17	122	37	97	378	22.24
3 Anthony Edwards-UG	18	118	44	85	365	20.28
4 Saben Lee-VU	18	118	23	100	359	19.94
5 Kira Lewis Jr.-UA	18	123	34	68	348	19.33
6 Reggie Perry-MS	18	111	13	111	346	19.22
7 Immanuel Quickley-UK	18	92	44	104	332	18.44
8 Skylar Mays-LS	18	99	32	87	317	17.61
9 Samir Doughty-AU	18	88	35	91	302	16.78
10 Jaden Shackelford-UA	18	97	55	48	297	16.50
11 John Fulkerson-UT	18	93	1	85	272	15.11
12 Jermaine Couisnard-SC	17	83	25	61	252	14.82
13 Nick Richards-UK	18	99	0	68	266	14.78
14 Keyontae Johnson-UF	18	95	18	48	256	14.22
15 Tyrese Maxey-UK	18	93	17	52	255	14.17
16 Jimmy Whitt Jr.-AR	18	98	0	59	255	14.17
17 Javonte Smart-LS	18	95	33	32	255	14.17
18 Dru Smith-MO	18	77	17	79	250	13.89
19 Jordan Bowden-UT	18	80	23	67	250	13.89
20 Trendon Watford-LS	18	91	10	56	248	13.78

Rebounding

Player, Team	G	OFF	DEF	TOT	Avg
1 Reggie Perry-MS	18	57	131	188	10.44
2 Austin Wiley-AU	18	71	94	165	9.17
3 Trendon Watford-LS	18	40	105	145	8.06
4 Nick Richards-UK	18	48	93	141	7.83
5 Keyontae Johnson-UF	18	30	109	139	7.72
6 Herbert Jones-UA	15	38	73	111	7.40
7 Abdul Ado-MS	18	58	69	127	7.06
8 Kerry Blackshear-UF	18	40	86	126	7.00
9 Maik Kotsar-SC	18	33	86	119	6.61
10 Emanuel Miller-AM	18	40	78	118	6.56
11 Darius Days-LS	18	47	68	115	6.39
12 John Petty Jr.-UA	16	16	82	98	6.13
13 John Fulkerson-UT	18	37	73	110	6.11
14 Rayshaun Hammonds-UG	18	29	80	109	6.06
15 Robert Woodard II-MS	18	34	75	109	6.06
16 Emmitt Williams-LS	18	39	68	107	5.94
17 Khadim Sy-UM	17	26	72	98	5.76
18 Josh Nebo-AM	18	39	64	103	5.72
19 KJ Buffen-UM	18	40	63	103	5.72
20 Anthony Edwards-UG	18	15	86	101	5.61

Field Goal Percentage

(Min. 5.0 made per game)

Player, Team	G	FG	FGA	Pct
1 Nick Richards-UK	18	99	160	.619
2 John Fulkerson-UT	18	93	161	.578
3 Keyontae Johnson-UF	18	95	170	.559
4 Reggie Perry-MS	18	111	224	.496
5 Maik Kotsar-SC	18	90	184	.489
6 Trendon Watford-LS	18	91	190	.479
7 Skylar Mays-LS	18	99	208	.476
8 Saben Lee-VU	18	118	253	.466
9 Jimmy Whitt Jr.-AR	18	98	213	.460
10 Kira Lewis Jr.-UA	18	123	269	.457

Assists

Player, Team	G	Assists	Avg
1 Ashton Hagans-UK	17	96	5.65
2 Kira Lewis Jr.-UA	18	101	5.61
3 Andrew Nembhard-UF	18	94	5.22
4 Nick Weatherspoon-MS	18	80	4.44
5 Santiago Vescovi-UT	18	67	3.72
6 J'Von McCormick-AU	18	67	3.72
7 Dru Smith-MO	18	66	3.67
8 Mason Jones-AR	18	66	3.67
9 Sahvir Wheeler-UG	17	62	3.65
10 Javonte Smart-LS	18	65	3.61

Free Throw Percentage

(Min. 2.5 made per game)

Player, Team	G	FTM	FTA	Pct
1 Immanuel Quickley-UK	18	104	113	.920
2 Tyson Carter-MS	18	52	57	.912
3 Dru Smith-MO	18	79	87	.908
4 Breein Tyree-UM	17	97	113	.858
5 Skylar Mays-LS	18	87	102	.853
6 Xavier Pinson-MO	18	72	86	.837
7 Tyrese Maxey-UK	18	52	63	.825
8 Reggie Perry-MS	18	111	135	.822
9 Jordan Bowden-UT	18	67	83	.807
10 Nick Weatherspoon-MS	18	58	72	.806

Steals

Player, Team	G	Steals	Avg
1 Dru Smith-MO	18	39	2.17
2 Kira Lewis Jr.-UA	18	33	1.83
3 Devontae Shuler-UM	18	32	1.78
4 Ashton Hagans-UK	17	30	1.76
5 Saben Lee-VU	18	28	1.56
6 Herbert Jones-UA	15	23	1.53
7 Skylar Mays-LS	18	27	1.50
8 Maik Kotsar-SC	18	27	1.50
9 Quenton Jackson-AM	17	25	1.47
10 Wendell Mitchell-AM	18	26	1.44
Keyontae Johnson-UF	18	26	1.44
Mason Jones-AR	18	26	1.44

3-Point Field Goal Percentage

(Min. 2.5 made pg)

Player, Team	G	3FG	FGA	Pct
1 Noah Locke-UF	18	51	106	.481
2 John Petty Jr.-UA	16	41	107	.383
3 Jaden Shackelford-UA	18	55	145	.379

3-Point Field Goals Made

Player, Team	G	3FG	Avg
1 Jaden Shackelford-UA	18	55	3.06
2 Noah Locke-UF	18	51	2.83
3 John Petty Jr.-UA	16	41	2.56
4 Anthony Edwards-UG	18	44	2.44
5 Immanuel Quickley-UK	18	44	2.44
6 Mason Jones-AR	18	42	2.33
7 Breein Tyree-UM	17	37	2.18
8 Wendell Mitchell-AM	18	39	2.17
9 Samir Doughty-AU	18	35	1.94
10 Santiago Vescovi-UT	18	35	1.94

Blocked Shots

Player, Team	G	Blocks	Avg
1 Yves Pons-UT	18	42	2.33
2 Abdul Ado-MS	18	41	2.28
3 Nick Richards-UK	18	36	2.00
4 Austin Wiley-AU	18	30	1.67
5 Josh Nebo-AM	18	24	1.33
6 Omar Payne-UF	17	21	1.24
7 Adrio Bailey-AR	18	22	1.22
8 Emmitt Williams-LS	18	22	1.22
9 Maik Kotsar-SC	18	21	1.17
10 Reggie Perry-MS	18	21	1.17
11 EJ Montgomery-UK	18	21	1.17

Assist/Turnover Ratio

(Min. 3.0 assists/game)

Player, Team	G	Asst	Turn	Ratio
1 Javonte Smart-LS	18	65	31	2.10
2 Andrew Nembhard-UF	18	94	50	1.88
3 Kira Lewis Jr.-UA	18	101	58	1.74
4 Tyrese Maxey-UK	18	60	36	1.67
5 Ashton Hagans-UK	17	96	61	1.57
6 Nick Weatherspoon-MS	18	80	51	1.57
7 Skylar Mays-LS	18	61	42	1.45
8 Dru Smith-MO	18	66	46	1.43
9 Jermaine Couisnard-SC	17	61	43	1.42
10 J'Von McCormick-AU	18	67	48	1.40

Offensive Rebounds

Player, Team	G	No.	Avg
1 Austin Wiley-AU	18	71	3.94
2 Abdul Ado-MS	18	58	3.22
3 Reggie Perry-MS	18	57	3.17
4 Nick Richards-UK	18	48	2.67
5 Darius Days-LS	18	47	2.61
6 Herbert Jones-UA	15	38	2.53
7 Kerry Blackshear-UF	18	40	2.22
8 KJ Buffen-UM	18	40	2.22
9 Trendon Watford-LS	18	40	2.22
10 Emanuel Miller-AM	18	40	2.22

Defensive Rebounds

Player, Team	G	No.	Avg
1 Reggie Perry-MS	18	131	7.28
2 Keyontae Johnson-UF	18	109	6.06
3 Trendon Watford-LS	18	105	5.83
4 Austin Wiley-AU	18	94	5.22
5 Nick Richards-UK	18	93	5.17
6 John Petty Jr.-UA	16	82	5.13
7 Herbert Jones-UA	15	73	4.87
8 Anthony Edwards-UG	18	86	4.78
9 Skylar Mays-LS	18	86	4.78
10 Kerry Blackshear-UF	18	86	4.78
11 Maik Kotsar-SC	18	86	4.78

Minutes Played

Player, Team	G	Min	Avg
1 Jimmy Whitt Jr.-AR	18	685	38.06
2 Kira Lewis Jr.-UA	18	684	37.98
3 Javonte Smart-LS	18	654	36.35
4 Breein Tyree-UM	17	615	36.17
5 Jordan Bowden-UT	18	641	35.63
6 Tyrese Maxey-UK	18	637	35.37
7 Anthony Edwards-UG	18	635	35.27
8 Immanuel Quickley-UK	18	634	35.25
9 Dru Smith-MO	18	633	35.18
10 Mason Jones-AR	18	631	35.07



2020 SEC SUPERLATIVES

Individual Highs

Points

All: 41 Mason Jones (Arkansas) vs Tulsa (12/14/2019)
 SEC: 40 Breein Tyree (Ole Miss) vs Mississippi St. (2/11/2020)
 40 Mason Jones (Arkansas) vs Auburn (2/4/2020)

Field Goals Made

All: 14 Saben Lee (Vanderbilt) at Alabama (3/3/2020)
 14 Jimmy Whitt Jr. (Arkansas) vs Vanderbilt (1/15/2020)

Field Goal Attempts

All: 26 Anthony Edwards (Georgia) vs Michigan St. (11/26/2019)
 SEC: 25 Kira Lewis Jr. (Alabama) at Florida (1/4/2020)

Field Goal Percentage (Min. 8 made)

All: 1.000 (9-9) Omar Payne (Florida) vs Auburn (1/18/2020)
 1.000 (8-8) Toumani Camara (Georgia) vs Ga. Southern (12/23/2019)

3-Pt Field Goals Made

All: 10 John Petty Jr. (Alabama) at Samford (12/18/2019)
 SEC: 8 Mason Jones (Arkansas) at Texas A&M (3/7/2020)
 8 Samir Doughty (Auburn) at Tennessee (3/7/2020)
 8 Immanuel Quickley (Kentucky) at Texas A&M (2/25/2020)

3-Pt Field Goal Attempts

All: 17 Jaden Shackelford (Alabama) at Auburn (2/12/2020)
 17 Isaiah Joe (Arkansas) at Indiana (12/29/2019)

3-Pt Field Goals Percentage

All: 1.000 (4-4) Xavier Pinson (Missouri) vs Ole Miss (2/18/2020)
 1.000 (3-3) Nine Players

Free Throws Made

All: 18 Mason Jones (Arkansas) vs Mississippi St. (2/15/2020)

Free Throw Attempts

All: 21 Mason Jones (Arkansas) vs Mississippi St. (2/15/2020)

Free Throw Percentage

All: 1.000 (14-14) Immanuel Quickley (Kentucky) vs Mississippi St. (2/4/2020)
 1.000 (12-12) Isaiah Joe (Arkansas) vs Tennessee (2/26/2020)
 1.000 (12-12) Breein Tyree (Ole Miss) vs Alabama (2/22/2020)
 1.000 (12-12) Ashton Hagans (Kentucky) vs Utah Valley (11/18/2019)
 1.000 (11-11) Two Players
 1.000 (10-10) Two Players
 1.000 (9-9) Two Players

Rebounds

All: 17 Herbert Jones (Alabama) vs LSU (2/15/2020)
 17 Austin Wiley (Auburn) vs Alabama (2/12/2020)
 17 Reggie Perry (Mississippi St.) vs Kent St. (12/30/2019)

Assists

All: 16 J'Von McCormick (Auburn) vs CSUN (11/15/2019)
 SEC: 13 Kira Lewis Jr. (Alabama) at Auburn (2/12/2020)

Steals

All: 6 Saben Lee (Vanderbilt) at Mississippi St. (2/8/2020)
 6 Jordan Bowden (Tennessee) at Alabama (2/4/2020)
 6 Isaiah Joe (Arkansas) at Georgia Tech (11/25/2019)
 6 Tyson Carter (Mississippi St.) vs FIU (11/5/2019)

Blocked Shots

All: 9 Abdul Ado (Mississippi St.) vs Auburn (1/4/2020)

Turnovers

All: 9 J'Von McCormick (Auburn) at Ole Miss (1/28/2020)
 9 Santiago Vescovi (Tennessee) vs LSU (1/4/2020)

Team Highs

Points

All: 116 Auburn vs CSUN (11/15/2019)
 SEC: 105 Alabama at Georgia (2/8/2020)

Margin

All: 58 (91-33) Missouri vs Chicago St. (12/30/19)
 SEC: 32 (91-59) Mississippi St. vs Georgia (1/18/20)

Field Goals Made

All: 42 Auburn vs CSUN (11/15/2019)
 SEC: 39 Georgia vs Alabama (2/8/2020)

Field Goal Attempts

All: 84 Alabama at Auburn (2/12/2020)

Field Goal Percentage

All: .617 (37-60) Mississippi St. vs Georgia (1/18/2020)

3-Pt Field Goals Made

All: 22 Alabama at Auburn (2/12/2020)

3-Pt Field Goal Attempts

All: 59 Alabama at Auburn (2/12/2020)

3-Pt Field Goals Percentage

All: .667 (6-9) Kentucky at Vanderbilt (2/11/2020)
 .667 (6-9) Arkansas vs TCU (1/25/2020)

Free Throws Made

All: 36 Arkansas vs LSU (3/4/2020)

Free Throw Attempts

All: 54 Arkansas vs LSU (3/4/2020)

Free Throw Percentage

All: 1.000 (31-31) Missouri at Alabama (1/18/2020)
 1.000 (17-17) Tennessee at Cincinnati (12/18/2019)
 1.000 (10-10) Kentucky vs Florida (2/22/2020)
 1.000 (7-7) Mississippi St. vs Missouri (1/14/2020)
 1.000 (6-6) Tennessee vs Jacksonville St. (12/21/201)

Rebounds

All: 60 Auburn vs Alabama (2/12/2020)

Assists

All: 30 Georgia vs Delaware St. (11/15/2019)
 SEC: 26 Ole Miss vs Vanderbilt (2/29/2020)

Steals

All: 18 Auburn vs Tennessee (2/22/2020)

Blocked Shots

All: 13 Kentucky vs Lamar University (11/24/2019)
 SEC: 12 Kentucky at Vanderbilt (2/11/2020)
 12 Mississippi St. vs Auburn (1/4/2020)

Turnovers

All: 26 LSU at VCU (11/13/2019)
 SEC: 25 Alabama at Vanderbilt (1/22/2020)

Fouls

All: 35 LSU at Arkansas (3/4/2020)

2020 TEAM STATISTICS

Alabama

Overall: 16-15 (10-5 H, 4-8 A, 2-2 N) • SEC: 8-10 (5-4 H, 3-6 A)

Player	G-GS	Min-Avg	FG-A	Pct	3PT-A	Pct	FT-A	Pct	Rebs	Avg	PF-FO	A	TO	BS	ST	Pts	Avg
Kira Lewis Jr.	31-31	1167-37.6	206-449	.459	56-153	.366	105-131	.802	26-122-148	4.8	81-0	162	109	18	56	573	18.5
Jaden Shackelford	31-19	910-29.4	148-358	.413	84-235	.357	86-112	.768	39-100-139	4.5	52-0	44	46	6	17	466	15.0
John Petty Jr.	29-28	972-33.5	139-301	.462	85-193	.440	58-86	.674	38-152-190	6.6	54-2	73	75	19	33	421	14.5
Alex Reese	31-26	707-22.8	95-243	.391	51-171	.298	32-48	.667	33-117-150	4.8	55-2	33	48	30	13	273	8.8
James Bolden	27-3	592-21.9	68-203	.335	42-122	.344	51-61	.836	23-37-60	2.2	85-6	32	42	4	16	229	8.5
Herbert Jones	27-26	717-26.6	74-153	.484	1-14	.071	65-104	.625	55-118-173	6.4	97-8	62	50	19	34	214	7.9
Javian Davis	31-14	496-16.0	60-101	.594	2-8	.250	64-104	.615	46-72-118	3.8	76-5	14	34	13	19	186	6.0
Galin Smith	31-7	402-13.0	39-70	.557	0-2	.000	19-45	.422	40-39-79	2.5	73-3	7	25	24	3	97	3.1
Jaylen Forbes	30-1	314-10.5	24-75	.320	12-56	.214	20-30	.667	19-44-63	2.1	45-1	14	25	2	5	80	2.7
Britton Johnson	6-0	6-1.0	1-3	.333	1-3	.333	0-0	.000	0-0-0	0.0	1-0	0	0	0	0	3	0.5
Tyler Barnes	7-0	7-1.0	0-0	.000	0-0	.000	0-0	.000	0-4-4	0.6	1-0	0	0	0	0	0	0.0
Raymond Hawkins	6-0	5-0.8	0-0	.000	0-0	.000	0-0	.000	0-0-0	0.0	2-0	0	1	0	0	0	0.0
Adam Cottrell	4-0	3-0.8	0-0	.000	0-0	.000	0-0	.000	0-1-1	0.3	0-0	0	2	0	0	0	0.0
Sam Okauru	2-0	1-0.5	0-0	.000	0-0	.000	0-0	.000	0-0-0	0.0	0-0	0	0	1	0	0	0.0
Team									44-51-95	3.1	1		4				
Total	31		854-1956	.437	334-957	.349	500-721	.693	363-857-1220	39.4	623-27	441	461	136	196	2542	82.0
Opponents	31		850-2002	.425	217-695	.312	532-718	.741	382-851-1233	39.8	631-21	369	436	125	263	2449	79.0

Arkansas

Overall: 20-12 (15-4 H, 4-8 A, 1-0 N) • SEC: 7-11 (5-4 H, 2-7 A)

Player	G-GS	Min-Avg	FG-A	Pct	3PT-A	Pct	FT-A	Pct	Rebs	Avg	PF-FO	A	TO	BS	ST	Pts	Avg
Mason Jones	31-30	1046-33.7	191-422	.453	68-194	.351	233-282	.826	22-147-169	5.5	101-5	106	99	5	50	683	22.0
Isaiah Joe	26-25	937-36.0	132-360	.367	94-275	.342	81-91	.890	14-93-107	4.1	48-1	45	45	7	37	439	16.9
Jimmy Whitt Jr.	32-32	1184-37.0	181-373	.485	0-2	.000	87-123	.707	41-123-164	5.1	74-1	69	44	14	44	449	14.0
Desi Sills	32-24	997-31.2	117-274	.427	47-142	.331	59-91	.648	20-75-95	3.0	96-4	39	44	5	30	340	10.6
Adrio Bailey	32-30	728-22.8	76-157	.484	15-39	.385	35-67	.522	35-106-141	4.4	105-6	19	37	45	39	202	6.3
Jalen Harris	32-5	777-24.3	40-107	.374	17-61	.279	38-51	.745	10-58-68	2.1	81-3	76	47	7	28	135	4.2
Reggie Chaney	29-7	424-14.6	49-73	.671	0-0	.000	20-38	.526	39-58-97	3.3	68-3	19	29	17	19	118	4.1
Ethan Henderson	20-6	184-9.2	12-21	.571	0-0	.000	7-17	.412	16-30-46	2.3	32-1	4	2	16	4	31	1.6
Jeanal Cylla	28-1	204-7.3	10-35	.286	2-13	.154	7-13	.538	8-31-39	1.4	30-0	4	12	4	3	29	1.0
Jamario Bell	4-0	8-2.0	0-0	.000	0-0	.000	0-0	.000	0-2-2	0.5	3-0	0	0	3	0	0	0.0
Ty Stevens	6-0	5-0.8	0-1	.000	0-0	.000	0-3	.000	0-0-0	0.0	0-0	0	0	0	0	0	0.0
Emeka Obukwelu	6-0	6-1.0	0-2	.000	0-2	.000	0-0	.000	2-3-5	0.8	0-0	0	0	0	0	0	0.0
Team									33-43-76	2.5	0		9				
Total	32		808-1825	.443	243-728	.334	567-776	.731	240-769-1009	31.5	638-24	381	368	123	254	2426	75.8
Opponents	32		773-1808	.428	164-602	.272	518-739	.701	352-875-1227	38.3	687-22	324	512	95	160	2228	69.6

Auburn

Overall: 25-6 (16-1 H, 5-5 A, 4-0 N) • SEC: 12-6 (8-1 H, 4-5 A)

Player	G-GS	Min-Avg	FG-A	Pct	3PT-A	Pct	FT-A	Pct	Rebs	Avg	PF-FO	A	TO	BS	ST	Pts	Avg
Samir Doughty	31-31	1030-33.2	154-374	.412	61-182	.335	148-193	.767	28-93-121	3.9	76-1	85	73	4	36	517	16.7
Isaac Okoro	28-28	882-31.5	125-245	.510	20-70	.286	89-132	.674	53-71-124	4.4	76-0	57	55	25	26	359	12.8
J'Von McCormick	31-31	974-31.4	127-331	.384	40-131	.305	68-117	.581	31-93-124	4.0	74-1	139	74	2	35	362	11.7
Austin Wiley	31-31	665-21.5	108-188	.574	0-1	.000	114-170	.671	111-177-288	9.3	84-4	17	52	50	16	330	10.6
Daniel Purifoy	30-27	796-26.5	83-217	.382	44-146	.301	46-55	.836	36-95-131	4.4	50-0	44	31	8	25	256	8.5
Anfernee McLemore	31-4	630-20.3	74-170	.435	26-93	.280	37-56	.661	39-97-136	4.4	89-5	13	29	34	22	211	6.8
Devan Cambridge	31-0	408-13.2	49-115	.426	27-79	.342	5-18	.278	20-51-71	2.3	34-0	4	22	11	12	130	4.2
Jamal Johnson	31-0	347-11.2	29-82	.354	27-70	.386	22-32	.688	15-24-39	1.3	35-0	11	13	2	9	107	3.5
Allen Flanigan	31-3	429-13.8	39-99	.394	5-35	.143	17-37	.459	24-59-83	2.7	52-0	11	25	4	8	100	3.2
Jaylin Williams	14-0	100-7.1	15-28	.536	1-9	.111	3-3	1.000	8-17-25	1.8	12-0	6	6	5	6	34	2.4
Preston Cook	2-0	5-2.5	1-2	.500	0-1	.000	0-0	.000	0-1-1	0.5	1-0	0	0	0	0	2	1.0
Tyrell Jones	11-0	38-3.5	3-12	.250	1-6	.167	2-5	.400	4-6-10	0.9	6-0	7	4	0	4	9	0.8
Babatunde Akingbola	13-0	30-2.3	1-4	.250	0-1	.000	0-0	.000	1-3-4	0.3	7-0	2	3	5	0	2	0.2
Javon Franklin	5-0	5-1.0	0-0	.000	0-0	.000	0-0	.000	0-1-1	0.2	0-0	1	1	0	0	0	0.0
Lior Berman	2-0	3-1.5	0-1	.000	0-0	.000	0-0	.000	0-0-0	0.0	0-0	0	0	0	0	0	0.0
Myles Parker	2-0	3-1.5	0-0	.000	0-0	.000	0-0	.000	0-0-0	0.0	0-0	0	1	0	0	0	0.0
Will Macoy	2-0	3-1.5	0-0	.000	0-0	.000	0-0	.000	0-0-0	0.0	0-0	0	0	0	0	0	0.0
Thomas Collier	1-0	2-2.0	0-0	.000	0-0	.000	0-0	.000	0-0-0	0.0	0-0	0	0	1	0	0	0.0
Team									50-57-107	3.5	1		10				
Total	31		808-1868	.433	252-824	.306	551-818	.674	420-845-1265	40.8	597-12	397	399	151	199	2419	78.0
Opponents	31		759-1840	.413	217-667	.325	447-623	.717	319-771-1090	35.2	657-25	346	418	97	207	2182	70.4



2020 TEAM STATISTICS

Florida

Overall: 19-12 (11-4 H, 4-7 A, 4-1 N) • SEC: 11-7 (7-2 H, 4-5 A)

Player	G-GS	Min-Avg	FG-A	Pct	3PT-A	Pct	FT-A	Pct	Rebs	Avg	PF-FO	A	TO	BS	ST	Pts	Avg
Keyontae Johnson	31-31	970-31.3	166-305	.544	30-79	.380	73-95	.768	54-167-221	7.1	88-0	49	53	10	38	435	14.0
Kerry Blackshear	31-31	843-27.2	113-259	.436	25-82	.305	145-183	.792	74-157-231	7.5	97-4	50	55	19	18	396	12.8
Andrew Nembhard	31-31	1031-33.3	130-295	.441	32-104	.308	55-71	.775	3-89-92	3.0	47-0	173	80	2	33	347	11.2
Noah Locke	31-29	922-29.7	115-268	.429	79-183	.432	20-28	.714	7-71-78	2.5	30-0	22	23	1	20	329	10.6
Scottie Lewis	30-22	872-29.1	83-188	.441	22-61	.361	67-82	.817	30-78-108	3.6	67-0	23	34	36	36	255	8.5
Tre Mann	29-4	516-17.8	57-160	.356	22-80	.275	19-29	.655	8-47-55	1.9	53-0	20	32	2	17	155	5.3
Ques Glover	31-0	383-12.4	54-125	.432	11-45	.244	17-32	.531	6-24-30	1.0	30-0	19	40	2	5	136	4.4
Omar Payne	30-7	453-15.1	51-83	.614	0-0	.000	13-35	.371	54-53-107	3.6	66-1	7	18	34	8	115	3.8
Jason Jitoboh	21-0	133-6.3	15-29	.517	0-0	.000	8-17	.471	13-15-28	1.3	22-0	0	5	7	0	38	1.8
Dontay Bassett	17-0	114-6.7	7-15	.467	0-2	.000	7-12	.583	13-16-29	1.7	24-0	5	5	8	3	21	1.2
Christopher Sutherland	2-0	2-1.0	0-0	.000	0-0	.000	1-2	.500	0-0-0	0.0	0-0	0	0	0	0	1	0.5
Gorjok Gak	2-0	11-5.5	0-2	.000	0-0	.000	0-2	.000	1-2-3	1.5	4-0	0	1	0	0	0	0.0
Team									50-48-98	3.2	0		23				
Total	31		791-1729	.457	221-636	.347	425-588	.723	313-767-1080	34.8	528-5	368	369	121	178	2228	71.9
Opponents	31		716-1699	.421	197-605	.326	418-573	.729	290-693-983	31.7	557-11	346	398	76	170	2047	66.0

Georgia

Overall: 16-16 (12-5 H, 2-9 A, 2-2 N) • SEC: 5-13 (4-5 H, 1-8 A)

Player	G-GS	Min-Avg	FG-A	Pct	3PT-A	Pct	FT-A	Pct	Rebs	Avg	PF-FO	A	TO	BS	ST	Pts	Avg
Anthony Edwards	32-32	1057-33.0	203-505	.402	72-245	.294	132-171	.772	24-143-167	5.2	70-3	91	87	18	43	610	19.1
Rayshaun Hammonds	32-32	895-28.0	160-345	.464	36-103	.350	58-89	.652	67-171-238	7.4	102-5	48	61	13	27	414	12.9
Sahvir Wheeler	31-17	846-27.3	103-218	.472	16-50	.320	58-83	.699	17-59-76	2.5	85-1	139	91	0	26	280	9.0
Jordan Harris	23-13	460-20.0	61-121	.504	14-48	.292	27-36	.750	28-64-92	4.0	49-1	22	38	10	26	163	7.1
Tyree Crump	30-14	604-20.1	68-191	.356	49-149	.329	23-27	.852	13-54-67	2.2	34-0	32	33	1	18	208	6.9
Toumani Camara	32-23	767-24.0	80-162	.494	5-29	.172	45-72	.625	56-82-138	4.3	87-6	21	52	18	19	210	6.6
Amanze Ngumezi	7-7	107-15.3	18-38	.474	1-7	.143	6-11	.545	5-12-17	2.4	14-0	3	8	6	1	43	6.1
Donnell Gresham	32-20	635-19.8	51-113	.451	16-56	.286	43-53	.811	41-87-128	4.0	45-1	47	23	0	32	161	5.0
Tye Fagan	32-0	373-11.7	56-100	.560	5-19	.263	15-24	.625	24-31-55	1.7	13-0	17	15	9	14	132	4.1
Christian Brown	31-0	298-9.6	35-72	.486	7-18	.389	28-46	.609	19-32-51	1.6	44-1	5	26	7	16	105	3.4
Mike Peake	24-0	215-9.0	22-39	.564	1-11	.091	11-14	.786	13-34-47	2.0	25-0	1	14	6	3	56	2.3
Jaykwon Walton	7-0	38-5.4	5-11	.455	1-5	.200	4-4	1.000	0-3-3	0.4	3-0	2	1	0	0	15	2.1
Rodney Howard	24-2	176-7.3	13-23	.565	0-0	.000	5-18	.278	15-20-35	1.5	31-0	3	10	15	2	31	1.3
Stan Turnier	8-0	10-1.3	0-2	.000	0-2	.000	0-0	.000	1-2-3	0.4	0-0	0	1	1	0	0	0.0
Jaxon Etter	9-0	19-2.1	0-1	.000	0-1	.000	0-0	.000	0-2-2	0.2	2-0	0	0	0	1	0	0.0
Team									54-40-94	2.9	0		13				
Total	32		875-1941	.451	223-743	.300	455-648	.702	377-836-1213	37.9	604-18	431	473	104	228	2428	75.9
Opponents	32		897-1980	.453	222-687	.323	402-608	.661	355-794-1149	35.9	574-14	416	422	107	207	2418	75.6

Kentucky

Overall: 25-6 (16-2 H, 8-2 A, 1-2 N) • SEC: 15-3 (8-1 H, 7-2 A)

Player	G-GS	Min-Avg	FG-A	Pct	3PT-A	Pct	FT-A	Pct	Rebs	Avg	PF-FO	A	TO	BS	ST	Pts	Avg
Immanuel Quickley	30-20	987-32.9	138-332	.416	62-145	.428	144-156	.923	16-110-126	4.2	70-3	56	48	4	27	482	16.1
Nick Richards	31-30	918-29.6	163-253	.644	0-0	.000	109-145	.752	81-160-241	7.8	98-3	7	49	66	3	435	14.0
Tyrese Maxey	31-28	1069-34.5	150-351	.427	33-113	.292	100-120	.833	12-121-133	4.3	74-1	98	67	12	27	433	14.0
Ashton Hagans	30-29	995-33.2	107-265	.404	16-62	.258	115-142	.810	7-110-117	3.9	78-4	191	103	6	58	345	11.5
EJ Montgomery	28-25	672-24.0	71-137	.518	1-6	.167	28-42	.667	49-102-151	5.4	78-3	17	29	31	12	171	6.1
Nate Sestina	28-7	553-19.8	56-121	.463	22-54	.407	27-36	.750	40-66-106	3.8	73-2	23	20	16	12	161	5.8
Keion Brooks Jr.	31-6	469-15.1	58-123	.472	5-19	.263	17-27	.630	31-68-99	3.2	46-0	6	25	13	11	138	4.5
Kahlil Whitney	18-8	232-12.9	23-62	.371	4-16	.250	10-23	.435	14-17-31	1.7	23-1	8	15	3	5	60	3.3
Johnny Juzang	28-2	348-12.4	29-77	.377	14-43	.326	10-12	.833	13-41-54	1.9	28-0	9	15	2	5	82	2.9
Ben Jordan	2-0	1-0.5	0-1	.000	0-0	.000	0-0	.000	0-0-0	0.0	0-0	0	0	0	0	0	0.0
Riley Welch	4-0	3-0.8	0-1	.000	0-0	.000	0-0	.000	0-0-0	0.0	0-0	0	0	0	2	0	0.0
Brennan Canada	4-0	3-0.8	0-0	.000	0-0	.000	0-0	.000	0-0-0	0.0	0-0	0	1	0	0	0	0.0
Team									37-41-78	2.5	0		15				
Total	31		795-1723	.461	157-458	.343	560-703	.797	300-836-1136	36.6	568-18	415	387	153	162	2307	74.4
Opponents	31		717-1819	.394	214-697	.307	401-583	.688	333-673-1006	32.5	606-15	335	371	98	156	2049	66.1

2020 TEAM STATISTICS

LSU

Overall: 21-10 (15-2 H, 5-6 A, 1-2 N) • SEC: 12-6 (8-1 H, 4-5 A)

Player	G-GS	Min-Avg	FG-A	Pct	3PT-A	Pct	FT-A	Pct	Rebs	Avg	PF-FO	A	TO	BS	ST	Pts	Avg
Skylar Mays	31-31	1068-34.5	169-344	.491	50-127	.394	129-151	.854	15-141-156	5.0	52-1	100	70	7	55	517	16.7
Trendon Watford	31-30	978-31.5	157-321	.489	18-67	.269	89-132	.674	66-158-224	7.2	67-1	53	82	22	27	421	13.6
Emmitt Williams	31-25	867-28.0	145-259	.560	8-19	.421	113-147	.769	75-129-204	6.6	85-1	37	58	38	24	411	13.3
Javonte Smart	31-30	1060-34.2	142-342	.415	46-141	.326	57-70	.814	18-91-109	3.5	55-1	129	70	5	33	387	12.5
Darius Days	31-30	731-23.6	125-257	.486	39-132	.295	55-70	.786	78-134-212	6.8	90-6	25	31	10	18	344	11.1
Charles Manning Jr.	19-3	429-22.6	60-120	.500	13-32	.406	17-25	.680	13-47-60	3.2	33-0	20	20	20	10	150	7.9
Marlon Taylor	21-3	489-23.3	36-94	.383	12-35	.343	40-51	.784	35-51-86	4.1	52-0	13	18	5	12	124	5.9
James Bishop	16-0	137-8.6	18-46	.391	7-23	.304	6-12	.500	1-4-5	0.3	15-0	9	11	1	4	49	3.1
Aundre Hyatt	29-2	317-10.9	20-68	.294	12-50	.240	4-4	1.000	14-44-58	2.0	28-0	7	10	8	11	56	1.9
Marshall Graves	17-1	114-6.7	8-22	.364	6-19	.316	2-4	.500	1-7-8	0.5	8-0	5	4	0	1	24	1.4
Courtese Cooper	11-0	60-5.5	6-7	.857	0-0	.000	0-0	.000	7-12-19	1.7	10-0	0	3	5	0	12	1.1
Team									52-37-89	3.0	0		13				
Total	31		886-1880	.471	211-645	.327	512-666	.769	375-855-1230	39.7	495-10	398	390	121	195	2495	80.5
Opponents	31		821-1941	.423	277-804	.345	352-512	.688	341-694-1035	33.4	549-16	397	368	102	178	2271	73.3

Ole Miss

Overall: 15-17 (12-5 H, 1-10 A, 2-2 N) • SEC: 6-12 (5-4 H, 1-8 A)

Player	G-GS	Min-Avg	FG-A	Pct	3PT-A	Pct	FT-A	Pct	Rebs	Avg	PF-FO	A	TO	BS	ST	Pts	Avg
Breein Tyree	31-30	1072-34.6	199-467	.426	64-178	.360	148-180	.822	10-105-115	3.7	65-2	78	76	4	40	610	19.7
Devontae Shuler	32-32	1056-33.0	134-316	.424	44-124	.355	62-99	.626	22-123-145	4.5	61-1	105	61	9	54	374	11.7
Blake Hinson	28-27	871-31.1	97-245	.396	45-141	.319	45-64	.703	34-95-129	4.6	89-3	39	62	9	16	284	10.1
KJ Buffen	32-32	923-28.8	122-242	.504	5-21	.238	74-109	.679	65-131-196	6.1	100-7	52	49	29	46	323	10.1
Khadim Sy	31-29	732-23.6	106-202	.525	7-26	.269	61-84	.726	47-123-170	5.5	112-9	23	52	24	21	280	9.0
Luis Rodriguez	5-5	115-23.0	9-24	.375	0-7	.000	11-16	.688	11-15-26	5.2	5-0	13	3	2	5	29	5.8
Bryce Williams	29-2	367-12.7	25-62	.403	11-25	.440	29-35	.829	4-20-24	0.8	51-1	23	35	5	16	90	3.1
Sammy Hunter	27-1	307-11.4	29-71	.408	1-8	.125	19-27	.704	14-23-37	1.4	47-0	11	15	4	6	78	2.9
Austin Crowley	32-1	547-17.1	31-84	.369	11-39	.282	18-24	.750	13-37-50	1.6	38-1	53	26	2	12	91	2.8
Antavion Collum	22-0	225-10.2	8-27	.296	2-13	.154	10-15	.667	6-30-36	1.6	24-0	8	10	0	9	28	1.3
Carlos Curry	17-0	78-4.6	6-15	.400	0-0	.000	0-0	.000	3-9-12	0.7	16-0	2	3	2	3	12	0.7
John McBride	9-0	15-1.7	1-7	.143	1-4	.250	0-0	.000	2-1-3	0.3	0-0	0	1	1	0	3	0.3
Franco Miller	19-1	139-7.3	2-18	.111	1-14	.071	1-2	.500	3-15-18	0.9	13-0	6	11	0	1	6	0.3
Conner McKay	2-0	3-1.5	0-0	.000	0-0	.000	0-0	.000	0-0-0	0.0	0-0	0	0	0	0	0	0.0
Team									57-67-124	3.9	4		14				
Total	32		769-1780	.432	192-600	.320	478-655	.730	291-794-1085	33.9	625-25	413	418	91	229	2208	69.0
Opponents	32		745-1750	.426	177-607	.292	526-711	.740	306-812-1118	34.9	596-15	411	435	123	194	2193	68.5

Mississippi State

Overall: 20-11 (14-2 H, 4-7 A, 2-2 N) • SEC: 11-7 (8-1 H, 3-6 A)

Player	G-GS	Min-Avg	FG-A	Pct	3PT-A	Pct	FT-A	Pct	Rebs	Avg	PF-FO	A	TO	BS	ST	Pts	Avg
Reggie Perry	31-31	963-31.1	183-366	.500	23-71	.324	149-194	.768	97-215-312	10.1	96-3	71	90	36	26	538	17.4
Tyson Carter	31-16	888-28.6	138-341	.405	54-168	.321	101-116	.871	4-76-80	2.6	70-0	95	66	4	34	431	13.9
Nick Weatherspoon	21-21	637-30.3	84-193	.435	8-31	.258	68-82	.829	10-63-73	3.5	67-4	86	59	9	19	244	11.6
Robert Woodard II	31-31	1025-33.1	136-275	.495	30-70	.429	50-78	.641	68-135-203	6.5	58-0	40	58	32	35	352	11.4
D.J. Stewart	31-17	917-29.6	98-215	.456	26-79	.329	42-60	.700	9-69-78	2.5	71-1	48	44	7	31	264	8.5
Iverson Molinar	31-8	477-15.4	64-131	.489	13-35	.371	43-56	.768	8-24-32	1.0	47-1	40	32	4	8	184	5.9
Abdul Ado	31-31	876-28.3	69-116	.595	0-0	.000	39-64	.609	100-109-209	6.7	82-2	19	42	58	16	177	5.7
Elias King	6-0	20-3.3	4-7	.571	2-4	.500	0-0	.000	0-2-2	0.3	0-0	1	1	0	0	10	1.7
KeyShawn Feazell	24-0	254-10.6	12-36	.333	4-16	.250	5-8	.625	10-33-43	1.8	23-1	9	17	3	3	33	1.4
Prince Oduro	21-0	85-4.0	7-13	.538	0-0	.000	11-16	.688	6-13-19	0.9	19-0	1	7	3	1	25	1.2
Quinten Post	8-0	21-2.6	3-8	.375	1-3	.333	2-2	1.000	3-9-12	1.5	4-0	1	3	1	0	9	1.1
Devin Butts	6-0	21-3.5	3-10	.300	0-2	.000	0-0	.000	2-0-2	0.3	3-0	0	3	0	1	6	1.0
Mitchell Storm	4-0	9-2.3	1-1	1.000	0-0	.000	0-0	.000	1-1-2	0.5	1-0	0	0	0	0	2	0.5
Andrew Junkin	3-0	5-1.7	0-1	.000	0-0	.000	0-0	.000	0-0-0	0.0	0-0	0	0	1	0	0	0.0
Tate Clayton	1-0	2-2.0	0-0	.000	0-0	.000	0-0	.000	0-0-0	0.0	1-0	0	0	0	0	0	0.0
Team									53-40-93	3.0	0		9				
Total	31		802-1713	.468	161-479	.336	510-676	.754	371-789-1160	37.4	542-12	411	431	158	174	2275	73.4
Opponents	31		751-1770	.424	200-641	.312	410-559	.733	311-633-944	30.5	575-12	379	355	91	220	2112	68.1



2020 TEAM STATISTICS

Missouri

Overall: 15-16 (12-4 H, 2-10 A, 1-2 N) • SEC: 7-11 (6-3 H, 1-8 A)

Player	G-GS	Min-Avg	FG-A	Pct	3PT-A	Pct	FT-A	Pct	Rebs	Avg	PF-FO	A	TO	BS	ST	Pts	Avg
Dru Smith	31-31	1019-32.9	122-296	.412	25-85	.294	124-138	.899	40-91-131	4.2	94-3	121	86	12	64	393	12.7
Xavier Pinson	31-11	743-24.0	106-271	.391	29-104	.279	103-126	.817	20-67-87	2.8	79-0	86	79	0	24	344	11.1
Mark Smith	24-20	642-26.8	75-191	.393	53-143	.371	36-49	.735	8-86-94	3.9	42-0	18	29	1	22	239	10.0
Jeremiah Tilmon	17-11	338-19.9	53-90	.589	1-3	.333	32-51	.627	36-38-74	4.4	45-1	11	33	21	5	139	8.2
Javon Pickett	31-22	836-27.0	81-208	.389	15-52	.288	28-46	.609	42-78-120	3.9	73-3	43	43	5	17	205	6.6
Kobe Brown	30-26	544-18.1	63-157	.401	19-75	.253	29-39	.744	32-80-112	3.7	59-0	16	39	11	29	174	5.8
Mitchell Smith	30-13	657-21.9	49-140	.350	20-68	.294	35-41	.854	41-105-146	4.9	87-3	20	17	9	21	153	5.1
Reed Nikko	30-20	470-15.7	55-87	.632	0-0	.000	38-51	.745	48-55-103	3.4	79-5	14	28	19	9	148	4.9
Torrence Watson	31-1	523-16.9	44-154	.286	34-121	.281	21-24	.875	6-35-41	1.3	40-0	10	35	4	8	143	4.6
Tray Jackson	26-0	210-8.1	26-60	.433	6-26	.231	18-26	.692	11-36-47	1.8	25-1	3	20	3	5	76	2.9
Mario McKinney	7-0	59-8.4	5-20	.250	0-3	.000	8-9	.889	5-6-11	1.6	3-0	2	4	0	0	18	2.6
Parker Braun	24-0	142-5.9	15-20	.750	0-1	.000	3-8	.375	7-17-24	1.0	20-0	6	8	13	4	33	1.4
Evan Yerkes	8-0	28-3.5	3-10	.300	2-8	.250	0-0	.000	1-1-2	0.3	4-0	2	0	0	1	8	1.0
Axel Okongo	8-0	30-3.8	2-2	1.000	0-0	.000	1-2	.500	1-1-2	0.3	6-0	0	1	1	0	5	0.6
Brooks Ford	5-0	9-1.8	1-1	1.000	1-1	1.000	0-0	.000	0-0-0	0.0	0-0	0	1	0	0	3	0.6
Team									39-58-97	3.1	0		14				
Total	31		700-1707	.410	205-690	.297	476-610	.780	337-754-1091	35.2	656-16	352	437	99	209	2081	67.1
Opponents	31		648-1587	.408	173-601	.288	551-758	.727	289-737-1026	33.1	585-19	318	437	106	184	2020	65.2

South Carolina

Overall: 18-13 (12-5 H, 6-6 A, 0-2 N) • SEC: 10-8 (7-2 H, 3-6 A)

Player	G-GS	Min-Avg	FG-A	Pct	3PT-A	Pct	FT-A	Pct	Rebs	Avg	PF-FO	A	TO	BS	ST	Pts	Avg
A.J. Lawson	31-31	904-29.2	135-326	.414	57-168	.339	89-123	.724	16-98-114	3.7	68-2	58	62	4	37	416	13.4
Jermaine Cousinard	30-16	781-26.0	123-314	.392	36-124	.290	81-121	.669	22-63-85	2.8	84-3	95	66	4	23	363	12.1
Maik Kotsar	31-31	943-30.4	145-292	.497	0-1	.000	58-84	.690	61-134-195	6.3	93-4	72	48	34	46	348	11.2
Keyshawn Bryant	22-20	473-21.5	77-166	.464	1-15	.067	45-66	.682	28-68-96	4.4	65-1	28	42	18	18	200	9.1
Jair Bolden	30-15	645-21.5	93-223	.417	47-114	.412	21-30	.700	6-65-71	2.4	53-1	41	23	3	25	254	8.5
Justin Minaya	22-21	655-29.8	59-144	.410	19-72	.264	35-53	.660	41-91-132	6.0	46-2	45	20	20	14	172	7.8
Alanzo Frink	30-12	430-14.3	59-99	.596	0-3	.000	41-72	.569	54-57-111	3.7	82-3	15	22	20	16	159	5.3
Jalyn McCreary	27-0	311-11.5	47-82	.573	0-1	.000	17-45	.378	29-43-72	2.7	76-2	7	21	12	7	111	4.1
Trae Hannibal	26-0	324-12.5	39-92	.424	2-13	.154	24-40	.600	11-43-54	2.1	45-0	32	39	3	32	104	4.0
Wildens Leveque	30-8	294-9.8	28-46	.609	0-0	.000	17-37	.459	36-41-77	2.6	62-1	6	16	15	10	73	2.4
T.J. Moss	30-0	356-11.9	23-85	.271	10-42	.238	5-17	.294	2-24-26	0.9	35-1	44	31	1	8	61	2.0
Mike Green	8-0	15-1.9	3-6	.500	2-4	.500	1-1	1.000	1-2-3	0.4	1-0	1	1	0	2	9	1.1
Trey Anderson	8-0	22-2.8	0-7	.000	0-3	.000	2-2	1.000	0-0-0	0.0	2-0	0	0	0	1	2	0.3
Nathan Nelson	12-0	37-3.1	1-6	.167	0-1	.000	0-0	.000	2-0-2	0.2	6-0	0	1	0	0	2	0.2
Micaiah Henry	9-1	35-3.9	0-2	.000	0-0	.000	1-5	.200	2-6-8	0.9	5-0	1	0	0	1	1	0.1
Team									59-53-112	3.6			16				
Total	31		832-1890	.440	174-561	.310	437-696	.628	370-788-1158	37.4	723-20	445	408	134	240	2275	73.4
Opponents	31		656-1669	.393	197-665	.296	647-886	.730	315-783-1098	35.4	638-20	356	482	112	191	2156	69.5

Tennessee

Overall: 17-14 (11-6 H, 4-7 A, 2-1 N) • SEC: 9-9 (5-4 H, 4-5 A)

Player	G-GS	Min-Avg	FG-A	Pct	3PT-A	Pct	FT-A	Pct	Rebs	Avg	PF-FO	A	TO	BS	ST	Pts	Avg
John Fulkerson	31-31	936-30.2	156-255	.612	1-2	.500	113-151	.748	64-119-183	5.9	94-2	39	57	27	33	426	13.7
Jordan Bowden	31-31	1067-34.4	139-363	.383	49-171	.287	97-118	.822	17-108-125	4.0	70-1	85	51	10	30	424	13.7
Lamonté Turner	11-11	369-33.5	40-129	.310	11-47	.234	44-59	.746	7-32-39	3.5	21-0	78	42	2	20	135	12.3
Yves Pons	31-31	1052-33.9	131-268	.489	30-86	.349	44-69	.638	55-111-166	5.4	81-1	33	50	73	13	336	10.8
Santiago Vescovi	19-19	575-30.3	63-169	.373	36-100	.360	42-51	.824	10-52-62	3.3	61-2	70	66	3	23	204	10.7
Josiah-Jordan James	27-26	806-29.9	68-184	.370	29-79	.367	35-45	.778	28-121-149	5.5	68-3	79	68	23	23	200	7.4
Jalen Johnson	31-2	486-15.7	34-92	.370	22-69	.319	17-20	.850	16-47-63	2.0	46-2	30	17	13	13	107	3.5
Olivier Nkamhoua	30-0	343-11.4	39-70	.557	1-5	.200	19-31	.613	33-58-91	3.0	47-0	10	31	15	4	98	3.3
Uros Plavsic	16-3	117-7.3	16-38	.421	0-0	.000	10-15	.667	8-7-15	0.9	25-0	3	9	0	3	42	2.6
Davonte Gaines	29-1	303-10.4	19-57	.333	3-19	.158	31-43	.721	15-41-56	1.9	34-0	14	13	6	23	72	2.5
Zach Kent	2-0	10-5.0	1-2	.500	1-2	.500	0-0	.000	0-2-2	1.0	1-0	0	1	0	0	3	1.5
Drew Pember	22-0	121-5.5	8-24	.333	3-15	.200	10-14	.714	10-12-22	1.0	14-0	5	5	2	1	29	1.3
Jacob Fleischman	5-0	8-1.6	1-3	.333	1-3	.333	0-0	.000	1-0-1	0.2	1-0	2	1	0	0	3	0.6
Brock Jancek	5-0	7-1.4	0-2	.000	0-0	.000	0-0	.000	1-0-1	0.2	0-0	0	0	0	0	0	0.0
Team									46-48-94	3.0	0		12				
Total	31		715-1656	.432	187-598	.313	462-616	.750	311-758-1069	34.5	563-11	448	423	174	186	2079	67.1
Opponents	31		685-1704	.402	195-590	.331	425-602	.706	327-709-1036	33.4	604-18	306	404	93	236	1990	64.2

2020 TEAM STATISTICS

Texas A&M

Overall: 16-14 (11-6 H, 5-4 A, 0-4 N) • SEC: 10-8 (5-4 H, 5-4 A)

Player	G-GS	Min-Avg	FG-A	Pct	3PT-A	Pct	FT-A	Pct	Rebs	Avg	PF-FO	A	TO	BS	ST	Pts	Avg
Josh Nebo	29-27	838-28.9	131-197	.665	0-1	.000	100-163	.613	71-108-179	6.2	70-3	24	59	55	12	362	12.5
Savion Flagg	30-29	958-31.9	112-271	.413	51-138	.370	38-69	.551	50-104-154	5.1	44-0	75	78	7	22	313	10.4
Wendell Mitchell	30-27	829-27.6	94-284	.331	54-184	.293	64-83	.771	10-72-82	2.7	70-2	57	53	4	40	306	10.2
Quenton Jackson	29-8	685-23.6	71-194	.366	19-78	.244	95-125	.760	10-75-85	2.9	59-2	45	44	6	36	256	8.8
Emanuel Miller	30-25	736-24.5	65-161	.404	3-21	.143	58-94	.617	60-130-190	6.3	58-0	26	35	2	21	191	6.4
Andre Gordon	28-18	674-24.1	68-198	.343	22-81	.272	19-26	.731	6-52-58	2.1	25-0	44	53	1	24	177	6.3
Jay Jay Chandler	29-7	593-20.4	51-153	.333	30-94	.319	45-57	.789	9-47-56	1.9	66-2	31	53	1	22	177	6.1
Yavuz Gultekin	24-0	193-8.0	18-40	.450	3-13	.231	6-8	.750	15-24-39	1.6	17-0	4	6	1	4	45	1.9
Mark French	23-7	236-10.3	11-43	.256	7-30	.233	5-8	.625	1-12-13	0.6	13-0	20	13	0	6	34	1.5
Jonathan Aku	30-2	251-8.4	11-23	.478	0-0	.000	7-12	.583	30-39-69	2.3	37-1	7	18	9	6	29	1.0
Zach Walker	14-0	28-2.0	2-6	.333	0-3	.000	0-0	.000	1-0-1	0.1	3-0	0	1	0	0	4	0.3
Luke McGhee	4-0	4-1.0	0-0	.000	0-0	.000	0-0	.000	0-0-0	0.0	0-0	0	0	0	0	0	0.0
Everett Vaughn	1-0	0-0.0	0-0	.000	0-0	.000	0-0	.000	0-0-0	0.0	1-0	0	0	0	0	0	0.0
Team									59-34-93	3.1	0		9				
Total	30		634-1570	.404	189-643	.294	437-645	.678	322-697-1019	34.0	463-10	333	422	86	193	1894	63.1
Opponents	30		679-1659	.409	273-834	.327	324-432	.750	325-706-1031	34.4	575-20	434	444	117	200	1955	65.2

Vanderbilt

Overall: 11-21 (10-10 H, 1-9 A, 0-2 N) • SEC: 3-15 (2-7 H, 1-8 A)

Player	G-GS	Min-Avg	FG-A	Pct	3PT-A	Pct	FT-A	Pct	Rebs	Avg	PF-FO	A	TO	BS	ST	Pts	Avg
Aaron Nesmith	14-14	499-35.6	105-205	.512	60-115	.522	52-63	.825	11-57-68	4.9	39-1	13	24	12	20	322	23.0
Saben Lee	32-17	1050-32.8	200-414	.483	39-121	.322	155-206	.752	18-95-113	3.5	57-1	134	99	9	49	594	18.6
Scotty Pippen Jr.	32-31	950-29.7	108-275	.393	34-94	.362	134-189	.709	16-72-88	2.8	97-4	114	86	4	35	384	12.0
Clevon Brown	9-9	249-27.7	34-56	.607	5-13	.385	8-20	.400	22-32-54	6.0	17-0	1	10	18	1	81	9.0
Maxwell Evans	32-30	894-27.9	89-228	.390	45-136	.331	41-62	.661	25-84-109	3.4	54-0	42	28	1	22	264	8.3
Dylan Disu	32-31	867-27.1	82-229	.358	51-173	.295	23-42	.548	33-148-181	5.7	105-4	32	46	30	34	238	7.4
Jordan Wright	31-6	514-16.6	59-156	.378	8-53	.151	51-67	.761	29-57-86	2.8	61-0	14	39	8	24	177	5.7
Ejike Obinna	31-15	565-18.2	45-80	.563	0-1	.000	28-51	.549	51-82-133	4.3	69-2	0	26	7	14	118	3.8
Trace Arbuckle	1-0	1-1.0	1-1	1.000	1-1	1.000	0-0	.000	0-0-0	0.0	0-0	0	0	0	0	3	3.0
Matthew Moyer	25-1	306-12.2	17-57	.298	5-29	.172	10-21	.476	10-45-55	2.2	44-0	6	9	9	9	49	2.0
Jon Jossell	32-6	337-10.5	10-40	.250	9-31	.290	7-7	1.000	17-24-41	1.3	44-1	3	16	3	7	36	1.1
Drew Weikert	4-0	10-2.5	2-3	.667	0-1	.000	0-0	.000	0-0-0	0.0	4-0	0	0	0	2	4	1.0
Oton Jankovic	21-0	132-6.3	5-19	.263	2-10	.200	4-7	.571	7-13-20	1.0	18-0	3	9	3	4	16	0.8
Isaiah Rice	16-0	76-4.8	3-13	.231	3-8	.375	0-1	.000	3-0-3	0.2	5-0	3	3	0	5	9	0.6
Team									46-39-85	2.7	0		20				
Total	32		760-1776	.428	262-786	.333	513-736	.697	288-748-1036	32.4	614-14	365	415	104	226	2295	71.7
Opponents	32		846-1811	.467	215-613	.351	492-667	.738	311-844-1155	36.1	646-17	429	441	129	181	2399	75.0



2020 TEAM RESULTS

Alabama

Overall: 16-15 • SEC: 8-10

	Result	High Scorer (s)
N5	Penn [SECN+]	L, 80-81
N11	Florida Atlantic [SECN+]	W, 78-59
N15	at Rhode Island [NBCSN]	L, 79-93
N19	1-Furman [SECN+]	W, 81-73
N27	2-vs. North Carolina [ESPN/2]	L, 67-76
N28	2-vs. Iowa St. [ESP/N2]	L, 89-104
N29	2-vs. Southern Miss [ESPN/2/U]	W, 83-68
D6	SFA [SECN+]	W, 78-68
D14	at Penn St. [Big Ten Network]	L, 71-73
D18	3-vs. Samford [ESPN+]	W, 105-87
D21	4-vs. Belmont [SEC Network]	W, 92-72
D29	Richmond [SEC Network]	W, 90-78
J4	*at Florida [ESPN2]	L, 98-104 2ot
J8	*Mississippi State [SEC Network]	W, 90-69
J11	*at #14 Kentucky [ESPN]	L, 67-76
J15	*#4 Auburn [ESPN2]	W, 83-64
J18	*Missouri [SEC Network]	W, 88-74
J22	*Vanderbilt [SEC Network]	W, 77-62
J25	5-Kansas State [ESPN2]	W, 77-74
J29	*at #22 LSU [ESPN2]	L, 76-90
F1	*Arkansas [SEC Network]	L, 78-82
F4	*Tennessee [ESPN2]	L, 68-69
F8	*at Georgia [SEC Network]	W, 105-102 ot
F12	*at #11 Auburn [ESPN2]	L, 91-95 ot
F15	*#25 LSU [ESPN2]	W, 88-82
F19	*Texas A&M [SEC Network]	L, 68-74
F22	*at Ole Miss [SEC Network]	W, 103-78
F25	*at Mississippi State [SEC Network]	L, 73-80
F29	*South Carolina [SEC Network]	W, 90-86
M3	*Vanderbilt [SEC Network]	L, 79-87
M7	*at Missouri [SEC Network]	L, 50-69
M12	6-vs. Tennessee [SEC Network]	Canceled

All Times Eastern; *SEC Game; 1-Bad Boy Mowers Battle 4 Atlantis (Tuscaloosa, AL), 2-Bad Boy Mowers Battle 4 Atlantis (Nassau, Bahamas); 3-at Birmingham, AL (BJCC)4-Rocket City Classic (Huntsville, AL); 5-Big 12/SEC Challenge; 6-SEC Tournament (Nashville, TN)

Arkansas

Overall: 20-12 • SEC: 7-11

	Result	High Scorer (s)
N5	Rice [SECN+]	W, 91-43
N12	North Texas [SECN+]	W, 66-43
N16	Montana [SECN+]	W, 64-46
N19	Texas Southern [SECN+]	W, 82-51
N22	South Dakota [SEC Network]	W, 77-56
N25	at Georgia Tech [ACC Network]	W, 62-61 ot
N30	Northern Kentucky [SECN+]	W, 66-60
D3	Austin Peay [SECN+]	W, 69-61
D7	at Western Kentucky [CBS Sports Network]	L, 79-85
D14	Tulsa [ESPN2]	W, 98-79
D21	1-vs. Valparaiso	W, 72-68
D29	at Indiana [Big Ten Network]	W, 71-64
J4	*Texas A&M [SEC Network]	W, 69-59
J8	*at LSU [ESPN2]	L, 77-79
J11	*at Ole Miss [SEC Network]	W, 76-72
J15	*Vanderbilt [SEC Network]	W, 75-55
J18	*#10 Kentucky [ESPN]	L, 66-73
J22	*at Mississippi State [SEC Network]	L, 70-77
J25	2-TCU [ESPN2]	W, 78-67
J29	*South Carolina [SEC Network]	L, 77-79
F1	*at Alabama [SEC Network]	W, 82-78
F4	*#11 Auburn [SEC Network]	L, 76-79 ot
F8	*at Missouri [SEC Network]	L, 79-83 ot
F11	*at Tennessee [SEC Network]	L, 61-82
F15	*Mississippi State [SEC Network]	L, 77-78
F18	*at Florida [ESPN2]	L, 59-73
F22	*Missouri [SEC Network]	W, 78-68
F26	*Tennessee [SEC Network]	W, 86-69
F29	*at Georgia [SEC Network]	L, 89-99
M4	*LSU [SEC Network]	W, 99-90
M7	*at Texas A&M [SEC Network]	L, 69-77
M11	3-vs. Vanderbilt [SEC Network]	W, 86-73
M12	3-vs. South Carolina [SEC Network]	Canceled

All Times Eastern; *SEC Game; 1-at North Little Rock, AR; 2-Big 12/SEC Challenge; 3-SEC Tournament (Nashville, TN)

Auburn

Overall: 25-6 • SEC: 12-6

	Result	High Scorer (s)
N5	Georgia Southern [SEC Network]	W, 83-74
N8	1-vs. Davidson [CBS Sports Network]	W, 76-66
N12	at South Alabama	W, 70-69
N15	2-CSUN [SEC Network]	W, 116-70
N18	2-Colgate [SEC Network]	W, 91-62
N25	3-vs. New Mexico [ESPNEWS]	W, 84-59
N26	3-vs. Richmond [ESPN2]	W, 79-65
D5	Furman [SEC Network]	W, 81-78 ot
D14	4-vs. Saint Louis [ESPN2]	W, 67-61
D19	NC State [ESPN2]	W, 79-73
D21	Lehigh [SEC Network]	W, 74-51
D29	Lipscomb [SEC Network]	W, 86-59
J4	*at Mississippi State [SEC Network]	W, 80-68
J8	*Vanderbilt [SEC Network]	W, 83-79
J11	*Georgia [ESPNews]	W, 82-60
J15	*at Alabama [ESPN2]	L, 64-83
J18	*at Florida [CBS]	L, 47-69
J22	*South Carolina [ESPN2]	W, 80-67
J25	5-Iowa State [ESPN2]	W, 80-76
J28	*at Ole Miss [ESPN2]	W, 83-82 2ot
F1	*#13 Kentucky [ESPN]	W, 75-66
F4	*at Arkansas [SEC Network]	W, 79-76 ot
F8	*#18 LSU [ESPN]	W, 91-90 ot
F12	*Alabama [ESPN2]	W, 95-91 ot
F15	*at Missouri [ESPN2]	L, 73-85
F19	*at Georgia [ESPN2]	L, 55-65
F22	*Tennessee [CBS]	W, 73-66
F25	*Ole Miss [SEC Network]	W, 67-58
F29	*at #8 Kentucky [CBS]	L, 66-73
M4	*Texas A&M [ESPN2]	L, 75-78
M7	*at Tennessee [ESPN2]	W, 85-63
M13	6-vs. TBD [SEC Network]	Canceled

All Times Eastern; *SEC Game; 1-Veterans Classic (Annapolis, MD); 2-Legends Classic (Auburn, AL); 3-Legends Classic (Brooklyn, NY); 4-Mike Slive Invitational (Birmingham, AL); 5-Big 12/SEC Challenge; 6-SEC Tournament (Nashville, TN)

Florida

Overall: 19-12 • SEC: 11-7

	Result	High Scorer (s)
N5	North Florida [SEC Network]	W, 74-59
N10	Florida St. [ESPN]	L, 51-63
N14	Towson [ESPN2]	W, 66-60
N17	at UConn [ESPN]	L, 59-62
N21	1-vs. Saint Joseph's [ESPN2]	W, 70-62
N22	1-vs. Miami (FL) [ESPN2]	W, 78-58
N24	1-vs. Xavier/UConn [ESPN]	W, 70-65
N29	Marshall [SEC Network]	W, 73-67
D7	at #24 Butler [FOX]	L, 62-76
D17	2-vs. Providence [ESPN2]	W, 83-51
D21	3-vs. Utah St. [FS1]	L, 62-65
D28	Long Beach St. [SEC Network]	W, 102-63
J4	*Alabama [ESPN2]	W, 104-98 2ot
J7	*at South Carolina [ESPN2]	W, 81-68
J11	*at Missouri [SEC Network]	L, 75-91
J14	*Ole Miss [ESPN2]	W, 71-55
J18	*#4 Auburn [CBS]	W, 69-47
J21	*at LSU [SEC Network]	L, 82-84
J25	4-#1 Baylor [ESPN]	L, 61-72
J28	*Mississippi State [ESPN2]	L, 71-78
F1	*at Vanderbilt [SEC Network]	W, 61-55
F5	*Georgia [ESPN2]	W, 81-75
F8	*at Ole Miss [ESPN2]	L, 51-68
F12	*at Texas A&M [SEC Network]	W, 78-61
F15	*Vanderbilt [SEC Network]	W, 84-66
F18	*Arkansas [ESPN2]	W, 73-59
F22	*at #10 Kentucky [ESPN]	L, 59-65
F26	*LSU [ESPN2]	W, 81-66
F29	*at Tennessee [ESPN2]	L, 58-63
M4	*at Georgia [ESPN2]	W, 68-54
M7	*#6 Kentucky [CBS]	L, 70-71
M12	5-vs. Georgia [SEC Network]	Canceled

All Times Eastern; *SEC Game; 1-Charleston Classic (Charleston, SC); 2-Noisith Basketball Hall of Fame Invitational; 3-Orange Bowl Classic (Sunrise, FL); 4-Big 12/SEC Challenge; 5-SEC Tournament (Nashville, TN)

2020 TEAM RESULTS



Georgia

Overall: 16-16 • SEC: 5-13

	Result
N5	Western Carolina [SECN+]
N12	The Citadel [SECN+]
N15	1-Delaware St. [SECN+]
N20	Georgia Tech [SECN+]
N25	2-vs. Dayton [ESPN2]
N26	2-vs. #3 Michigan St. [ESPN2]
N27	2-vs. Chaminade [ESPNU]
D4	North Carolina Central [SECN+]
D14	at Arizona St. [Pac-12 Network]
D20	SMU [SEC Network]
D23	Georgia Southern [SEC Network]
D30	Austin Peay [SECN+]
J4	at #9 Memphis [CBS]
J7	*#14 Kentucky [ESPN]
J11	*at #5 Auburn [ESPNews]
J15	*Tennessee [ESPNU]
J18	*at Mississippi State [SEC Network]
J21	*at #15 Kentucky [ESPN]
J25	*Ole Miss [SEC Network]
J28	*at Missouri [SEC Network]
F1	*Texas A&M [SEC Network]
F5	*at Florida [ESPNU]
F8	*Alabama [SEC Network]
F12	*South Carolina [SEC Network]
F15	*at Texas A&M [SEC Network]
F19	*#13 Auburn [ESPN2]
F22	*at Vanderbilt [SEC Network]
F26	*at South Carolina [SEC Network]
F29	*Arkansas [SEC Network]
M4	*Florida [ESPNU]
M7	*at LSU [ESPN2]
M11	3-vs. Ole Miss [SEC Network]
M12	3-vs. Florida [SEC Network]

All Times Eastern; *SEC Game; 1-Maui on the Mainland (Athens, GA); 2-Maui Jim Maui Invitational (Lahaina, HI); 3-SEC Tournament (Nashville, TN)

Kentucky

Overall: 25-6 • SEC: 15-3

	Result	High Scorer (s)
N5	1-vs. #1 Michigan St. [ESPN]	Maxeys 26
N8	Eastern Kentucky [SEC Network]	Richards 21
N12	Evansville [SEC Network]	Quickley 16
N18	2-Utah Valley [ESPN2]	Hagens 26
N22	2-Mount St. Mary's [SEC Network]	Richards 19
N24	2-Lamar [SEC Network]	Maxeys 21
N29	2-UAB [SEC Network]	Montgomery/Richards 16
D7	Fairleigh Dickinson [SEC Network]	Montgomery 25
D14	Georgia Tech [ESPN]	Hagens 21
D18	3-vs. Utah [ESPN2]	Maxeys 18
D21	4-vs. #5 Ohio St. [CBS]	L, 65-71
D28	#3 Louisville [CBS]	Maxeys 27
J4	*Missouri [SEC Network]	Quickley 23
J7	*at Georgia [ESPN]	Maxeys/Richards 17
J11	*Alabama [ESPN]	Quickley 19
J15	*at South Carolina [SEC Network]	Quickley 20
J18	*at Arkansas [ESPN]	Richards 17
J21	*Georgia [ESPN]	Hagens 23
J25	5-at #18 Texas Tech [ESPN]	Richards 25
J29	*Vanderbilt [SEC Network]	Maxeys 17
F1	*at #17 Auburn [ESPN]	Quickley 23
F4	*Mississippi State [ESPN]	Richards 27
F8	*at Tennessee [CBS]	Quickley 18
F11	*at Vanderbilt [ESPN]	Maxeys 25
F15	*Ole Miss [ESPN]	Quickley 17
F18	*at LSU [ESPN]	Quickley 21
F22	*Florida [ESPN]	Quickley 26
F25	*at Texas A&M [ESPN]	Quickley 30
F29	*#15 Auburn [CBS]	Quickley 18
M3	*Tennessee [ESPN]	Maxeys 21
M7	*at Florida [CBS]	Richards 19
M13	6-vs. TBD [ESPN]	Canceled

All Times Eastern; *SEC Game; 1-State Farm Champions Classic (New York, NY); 2-BBN Showcase (Lexington, KY); 3-at Las Vegas, NV; 4-CBS Sports Classic (Las Vegas, NV); 5-Big 12/SEC Challenge; 6-SEC Tournament (Nashville, TN)

LSU

Overall: 21-10 • SEC: 12-6

	Result	High Scorer (s)
N8	Bowling Green [SECN+]	Smart/Williams 21
N13	at VCU [ESPN2]	Mays 23
N16	Nicholls St. [SECN+]	Mays 18
N19	UMBC [SEC Network]	Manning 16
N22	1-vs. #15 Utah St. [CBS Sports Network]	Mays 30
N24	1-vs. Rhode Island [CBS Sports Network]	Williams 27
N29	Missouri St. [SECN+]	Days 20
D3	New Orleans [SEC Network]	Watford/Williams 18
D8	Northwestern St. [SEC Network]	Smart 17
D18	East Tennessee St. [SEC Network]	Williams 16
D21	2-vs. Southern California [FS1]	Mays 21
D29	Liberty [SEC Network]	Days 14
J4	*at Tennessee [ESPNU]	Smart 21
J8	*Arkansas [ESPNU]	Watford 21
J11	*Mississippi State [ESPN]	Williams 17
J14	*at Texas A&M [SEC Network]	Mays/Watford 19
J18	*at Ole Miss [ESPN2]	Smart 20
J21	*Florida [SEC Network]	Williams 19
J25	3-at Texas [ESPN]	Watford 22
J29	*Alabama [ESPN2]	Williams 23
F1	*Ole Miss [ESPN2]	Smart 21
F5	*at Vanderbilt [SEC Network]	Watford 26
F8	*at #11 Auburn [ESPN]	Mays 30
F11	*Missouri [SEC Network]	Mays 23
F15	*at Alabama [ESPN2]	Mays 24
F18	*#10 Kentucky [ESPN]	Mays 17
F22	*at South Carolina [ESPN2]	Days/Smart 18
F26	*at Florida [ESPN2]	Williams 25
F29	*Texas A&M [ESPN2]	Mays 24
M4	*at Arkansas [SEC Network]	Mays 28
M7	*Georgia [ESPN2]	Taylor 30
M13	4-vs. TBD [SEC Network]	Canceled

All Times Eastern; *SEC Game; 1-Jamaica Classic (Montego Bay, Jamaica); 2-Hall of Fame Classic (Los Angeles, CA); 3-Big 12/SEC Challenge; 4-SEC Tournament (Nashville, TN)

Ole Miss

Overall: 15-17 • SEC: 6-12

	Result	High Scorer (s)
N8	Arkansas St. [SECN+]	Shuler 20
N12	Norfolk St. [SECN+]	Buffen 23
N15	Western Michigan [SECN+]	Tyree 20
N19	Seattle [SECN+]	Buffen 13
N23	at #16 Memphis [ESPN3]	Tyree 24
N27	1-vs. Penn St. [ESPN2]	Tyree 18
N29	1-vs. Oklahoma St. [ESPN2]	Collum/Tyree 7
D3	#24 Butler [SEC Network]	Tyree 22
D7	CSU Bakersfield [SECN+]	Hinson 23
D14	Middle Tennessee [SEC Network]	Tyree 34
D21	2-vs. Southeastern La. [SECN+]	Sy 20
D29	Tennessee Tech [SECN+]	Buffen/Shuler 20
J4	at #24 Wichita St. [ESPNU]	Shuler/Sy 12
J7	*at Texas A&M [SEC Network]	Tyree 26
J11	*Arkansas [SEC Network]	Tyree 27
J14	*at Florida [ESPN2]	Buffen 20
J18	*LSU [ESPN2]	Tyree 36
J21	*at Tennessee [SEC Network]	Tyree 18
J25	*at Georgia [SEC Network]	Tyree 20
J28	*#17 Auburn [ESPN]	Shuler 26
F1	*at #22 LSU [ESPN2]	Shuler 28
F5	*South Carolina [SEC Network]	Tyree 38
F8	*Florida [ESPN2]	Tyree 23
F11	*Mississippi State [ESPNU]	Tyree 40
F15	*at #12 Kentucky [ESPN]	Tyree 19
F18	*at Missouri [SEC Network]	Tyree 29
F22	*Alabama [SEC Network]	Tyree 28
F25	*at #15 Auburn [SEC Network]	Buffen/Tyree 16
F29	*Vanderbilt [SEC Network]	Shuler 18
M4	*Missouri [SEC Network]	Hinson/Tyree 19
M7	*at Mississippi State [SEC Network]	Shuler 16
M11	3-vs. Georgia [SEC Network]	Tyree 18

All Times Eastern; *SEC Game; 1-NIT Tip-Off (Brooklyn, NY); 2-at Jackson, MS; 3-SEC Tournament (Nashville, TN)



2020 TEAM RESULTS

Mississippi State

Overall: 20-11 • SEC: 11-7

		Result	High Scorer (s)
N5	Florida International [SECN+]	W, 77-69	Carter 23
N8	Sam Houston St. [SECN+]	W, 67-58	Carter 28
N14	Louisiana Monroe [SEC Network]	W, 62-45	Perry 14
N17	New Orleans [SECN+]	W, 82-59	Woodard 21
N21	1-vs. Tulane [ESPN]	W, 80-66	Molinar 21
N22	1-vs. #17 Villanova [ESPN2]	L, 76-83	Carter 22
N24	1-vs. Coastal Carolina [ESPNNews]	W, 81-56	Carter 19
D5	La Tech [SECN+]	L, 67-74	Carter 20
D14	2-vs. Kansas St. [ESPN]	W, 67-62	Carter 14
D18	Radford [SECN+]	W, 77-68	Perry 18
D22	3-vs. New Mexico St. [SEC Network]	L, 52-58	Perry 17
D30	Kent St. [SECN+]	W, 96-68	Perry 26
J4	*#8 Auburn [SEC Network]	L, 68-80	Perry 21
J8	*at Alabama [SEC Network]	L, 69-90	Weatherspoon 20
J11	*at LSU [ESPN]	L, 59-60	Weatherspoon 14
J14	*Missouri [SEC Network]	W, 72-45	Perry 23
J18	*Georgia [SEC Network]	W, 91-59	Perry 22
J22	*Arkansas [SEC Network]	W, 77-70	Perry 26
J25	4-at Oklahoma [ESPN2]	L, 62-63	Woodard 15
J28	*at Florida [ESPN2]	W, 78-71	Perry 27
F1	*Tennessee [ESPN]	W, 86-73	Perry 24
F4	*at #15 Kentucky [ESPN]	L, 72-80	Stewart/Woodard 15
F8	*Vanderbilt [SEC Network]	W, 80-70	Perry 25
F11	*at Ole Miss [ESPN]	L, 58-83	Perry 24
F15	*at Arkansas [SEC Network]	W, 78-77	Carter 26
F19	*South Carolina [SEC Network]	W, 79-76	Weatherspoon 18
F22	*at Texas A&M [SEC Network]	L, 75-87	Carter 19
F25	*Alabama [SEC Network]	W, 80-73	Perry 21
F29	*at Missouri [SEC Network]	W, 67-63	Carter 15
M3	*at South Carolina [SEC Network]	L, 71-83	Carter 24
M7	*Ole Miss [SEC Network]	W, 69-44	Perry 22
M13	5-vs. TBD [SEC Network]	Canceled	

All Times Eastern; *SEC Game; 1-Myrle Beach Invitational (Conway, SC); 2-Never Forget Tribute Classic (Newark, NJ); 3-at Jackson, MS; 4-Big 12/SEC Challenge; 5-SEC Tournament (Nashville, TN)

Missouri

Overall: 15-16 • SEC: 7-11

		Result	High Scorer (s)
N6	Incarnate Word [SECN+]	W, 82-42	Tilmon 16
N8	Northern Kentucky [SECN+]	W, 71-56	Ma. Smith 19
N12	at Xavier [CBS Sports Network]	L, 58-63 ot	D. Smith 22
N18	Wofford [SECN+]	W, 75-56	Ma. Smith 19
N20	Morehead St. [SECN+]	W, 70-52	Ma. Smith 21
N25	1-vs. Butler [ESPN]	L, 52-63	D. Smith 19
N26	1-vs. Oklahoma [ESPNNews]	L, 66-77	Ma. Smith 18
D3	Charleston Southern [SECN+]	L, 60-68	Tilmon 15
D7	at Temple [ESPN]	W, 64-54	Pickett 16
D15	Southern Illinois [SEC Network]	W, 64-48	Ma. Smith 23
D21	2-vs. Illinois [SEC Network]	W, 63-56	D. Smith 19
D30	Chicago St. [SECN+]	W, 91-33	Watson 24
J4	*at #17 Kentucky [SEC Network]	L, 59-71	D. Smith 11
J7	*Tennessee [SEC Network]	L, 59-69	Jackson 11
J11	*Florida [SEC Network]	W, 91-75	D. Smith 22
J14	*at Mississippi State [SEC Network]	L, 45-72	Brown 14
J18	*at Alabama [SEC Network]	L, 74-88	D. Smith 18
J21	*Texas A&M [ESPN]	L, 64-66	Ma. Smith 19
J25	3-at #14 West Virginia [ESPN]	L, 51-74	Watson 19
J28	*Georgia [SEC Network]	W, 72-69	Pinson 16
F1	*at South Carolina [SEC Network]	L, 54-76	Pinson 12
F4	*at Texas A&M [SEC Network]	L, 51-68	M. Smith 9
F8	*Arkansas [SEC Network]	W, 83-79 ot	Pinson 24
F11	*at #25 LSU [SEC Network]	L, 78-82	D. Smith 20
F15	*#11 Auburn [ESPN2]	W, 85-73	Pinson/D. Smith 28
F18	*Ole Miss [SEC Network]	W, 71-68	Pinson 32
F22	*at Arkansas [SEC Network]	L, 68-78	Brown 17
F26	*at Vanderbilt [ESPN]	W, 61-52	Pinson 17
F29	*Mississippi State [SEC Network]	L, 63-67	Pinson 20
M4	*at Ole Miss [SEC Network]	L, 67-75	Pinson 16
M7	*Alabama [SEC Network]	W, 69-50	D. Smith 17
M12	4-vs. Texas A&M [SEC Network]	Canceled	

All Times Eastern; *SEC Game; 1-Hall of Fame Classic (Kansas City, MO); 2-at St. Louis, MO; 3-Big 12/SEC Challenge; 4-SEC Tournament (Nashville, TN)

South Carolina

Overall: 18-13 • SEC: 10-8

		Result	High Scorer (s)
N6	North Alabama [SECN+]	W, 77-55	Minaya 17
N10	Wyoming [SEC Network]	W, 66-32	Cousnard/Lawson 28
N15	Cleveland St. [SECN+]	W, 90-63	Lawson 22
N19	1-Boston U. [SECN+]	L, 70-78	Lawson 22
N22	1-Gardner-Webb [SECN+]	W, 74-69	Cousnard/Lawson 16
N26	2-vs. Wichita St. [CBS Sports Network]	L, 47-70	Kotsar 12
N27	2-vs. Northern Iowa [CBS Sports Network]	L, 72-78	Lawson 20
D1	George Washington [SECN+]	W, 74-65	Kotsar 17
D4	at UMass [CBS Sports Network]	W, 84-80	Lawson 24
D8	Houston [ESPN]	L, 56-76	Kotsar 12
D15	at Clemson [ESPN2]	W, 67-54	Lawson 20
D22	at #9 Virginia [ABC]	W, 70-59	Bolden 22
D30	Stetson [SECN+]	L, 56-63	Kotsar 11
J7	*Florida [ESPN]	L, 68-81	Kotsar 18
J11	*at Tennessee [SEC Network]	L, 55-56	Kotsar 17
J15	*#10 Kentucky [SEC Network]	W, 81-78	Cousnard 26
J18	*at Texas A&M [SEC Network]	W, 81-67	Bolden 19
J22	*at #16 Auburn [ESPN]	W, 87-80	Cousnard 16
J25	*Vanderbilt [SEC Network]	W, 90-64	Lawson/Minaya 19
J29	*at Arkansas [SEC Network]	W, 79-77	Lawson 19
F1	*Missouri [SEC Network]	W, 76-54	Kotsar 21
F5	*at Ole Miss [SEC Network]	L, 70-84	Cousnard 28
F8	*Texas A&M [SEC Network]	W, 74-54	Cousnard 19
F12	*at Georgia [SEC Network]	W, 75-59	Lawson 20
F15	*Tennessee [SEC Network]	W, 63-61	Kotsar 13
F19	*at Mississippi State [SEC Network]	L, 76-79	Kotsar 24
F22	*LSU [ESPN2]	L, 80-86	Bolden/Bryant/Cousnard 15
F26	*Georgia [SEC Network]	W, 94-90 ot	Frink 22
F29	*at Alabama [SEC Network]	L, 86-90	Bryant 22
M3	*Mississippi State [SEC Network]	W, 83-71	Kotsar 20
M7	*at Vanderbilt [SEC Network]	L, 74-83	Bryant/Cousnard 13
M12	3-vs. Arkansas/Vanderbilt [SEC Network]	Canceled	

All Times Eastern; *SEC Game; 1-Cancun Challenge (Columbia, SC); 2-Cancun Challenge (Cancun, Mexico); 4-SEC Tournament (Nashville, TN)

Tennessee

Overall: 17-14 • SEC: 9-9

		Result	High Scorer (s)
N5	UNC Asheville [SECN+]	W, 78-63	Turner 17
N12	Murray St. [SEC Network]	W, 82-63	Bowden 16
N16	1-vs. #20 Washington [ESPN+/TSN]	W, 75-62	Bowden 18
N20	Alabama St. [SECN+]	W, 76-41	Bowden 16
N25	Chattanooga [SEC Network]	W, 58-46	Turner 17
N29	2-vs. Florida St. [CBS Sports Network]	L, 57-70	Turner 20
N30	2-vs. #20 VCU	W, 72-69	Fulkerson 17
D4	Florida A&M [SEC Network]	W, 72-43	Fulkerson 15
D14	#13 Memphis [ESPN]	L, 47-51	James 14
D18	at Cincinnati [ESPN2]	L, 66-78	Fulkerson 14
D21	Jacksonville St. [SECN+]	W, 75-53	Bowden 19
D28	Wisconsin [CBS]	L, 48-68	Fulkerson/Johnson 9
J4	*LSU [ESPN]	L, 64-78	Pons/Vescovi 18
J7	*at Missouri [SEC Network]	W, 69-59	Bowden 13
J11	*South Carolina [SEC Network]	W, 56-55	Fulkerson 15
J15	*at Georgia [ESPN]	L, 63-80	Bowden 12
J18	*at Vanderbilt [SEC Network]	W, 66-45	Bowden 21
J21	*Ole Miss [SEC Network]	W, 73-48	Fulkerson 18
J25	3-at #3 Kansas [ESPN]	L, 68-74	Pons 24
J28	*Texas A&M [SEC Network]	L, 58-63	Fulkerson 15
F1	*at Mississippi State [ESPN]	L, 73-86	Plavsic/Vescovi 16
F4	*at Alabama [ESPN]	W, 69-68	Fulkerson 22
F8	*#15 Kentucky [CBS]	L, 64-77	Vescovi 18
F11	*Arkansas [SEC Network]	W, 82-61	Vescovi 20
F15	*at South Carolina [SEC Network]	L, 61-63	Fulkerson 25
F18	*Vanderbilt [SEC Network]	W, 65-61	Bowden/Fulkerson 17
F22	*at #13 Auburn [CBS]	L, 66-73	Bowden 28
F26	*at Arkansas [SEC Network]	L, 69-86	Bowden 19
F29	*Florida [ESPN2]	W, 63-58	Fulkerson 22
M3	*at #6 Kentucky [ESPN]	W, 81-73	Fulkerson 27
M7	*#17 Auburn [ESPN2]	L, 63-85	Fulkerson 17
M12	4-vs. Alabama [SEC Network]	Canceled	

All Times Eastern; *SEC Game; 1-James Naimsmith Classic (Toronto, ON); 2-Emerald Coast Classic (Niceville, FL); 3-Big 12/SEC Challenge; 4-SEC Tournament (Nashville, TN)

2020 TEAM RESULTS



Texas A&M

Overall: 16-14 • SEC: 10-8

	Result
N6	Northwestern St. [SECN+] W, 77-63
N11	Louisiana Monroe [SECN+] W, 63-57
N15	Gonzaga [SEC Network] L, 49-79
N20	Troy [SECN+] W, 56-52
N28	1-vs. Harvard [ESPN2] L, 51-62
N29	1-vs. Temple [ESPNNews] L, 42-65
D1	1-vs. Fairfield [ESPNU] L, 62-67
D8	2-vs. Texas [ABC] W, 50-60
D15	Texas A&M-Corpus Christi [SECN+] W, 63-60
D21	Oregon St. [SEC Network] W, 64-49
D30	Texas Southern [SECN+] W, 58-55
J4	*at Arkansas [SEC Network] L, 59-69
J7	*Ole Miss [SEC Network] W, 57-47
J11	*at Vanderbilt [SEC Network] W, 69-50
J14	*LSU [SEC Network] L, 85-89 ot
J18	*South Carolina [SEC Network] L, 67-81
J21	*at Missouri [ESPNU] W, 66-64
J25	3-Oklahoma State [ESPNU] L, 62-73
J28	*at Tennessee [SEC Network] W, 63-58
F1	*at Georgia [SEC Network] L, 48-63
F4	*Missouri [SEC Network] W, 68-51
F8	*at South Carolina [SEC Network] L, 54-74
F12	*Florida [SEC Network] L, 61-78
F15	*Georgia [SEC Network] W, 74-69
F19	*at Alabama [SEC Network] W, 74-68
F22	*Mississippi State [SEC Network] W, 87-75
F25	*#9 Kentucky [ESPN] L, 60-69
F29	*at LSU [ESPN2] L, 50-64
M4	*at #17 Auburn [ESPN2] W, 78-75
M7	*Arkansas [SEC Network] W, 77-69
M12	4-vs. Missouri [SEC Network] Canceled

All Times Eastern; *SEC Game; 1-Orlando Invitational (Orlando, FL); 2-Lone Star Showdown (Fort Worth, TX); 3-Big 12/SEC Challenge; 4-SEC Tournament (Nashville, TN)

High Scorer (s)

Flagg 22
Chandler 17
Mitchell 14
Nebo 14
Mitchell 17
Nebo 12
Flagg 17
Nebo 16
Miller 20
Nebo 15
Flagg 18
Gordon 15
Nebo 17
Gordon 15
Nebo 20
Nebo 18
Flagg/Nebo 14
Jackson/Miller/Nebo 11
Mitchell 23
Mitchell 13
Nebo 18
Jackson 16
Miller 19
Miller 21
Jackson 20
Nebo 21
Mitchell 18
Flagg 17
Nebo 19
Mitchell 25

Vanderbilt

Overall: 11-21 • SEC: 3-15

	Result	High Scorer (s)
N6	Southeast Missouri St. [SECN+] W, 83-65	Nesmith 25
N11	A&M-Corpus Christi [SEC Network] W, 71-66	Nesmith 21
N14	at Richmond L, 92-93 ot	Nesmith 34
N20	Austin Peay [SECN+] W, 90-72	Nesmith 26
N22	South Carolina St. [SECN+] W, 97-60	Nesmith 20
N25	Southeastern La. [SECN+] W, 78-70	Evans 16
N30	Tulsa [SECN+] L, 58-67	Nesmith 26
D3	Buffalo [SECN+] W, 90-76	Lee 25
D14	Liberty [SECN+] L, 56-61	Nesmith 19
D18	1-vs. Loyola-Chicago [CBS Sports Network] L, 70-78	Nesmith 23
D21	UNC-Wilmington [SECN+] W, 88-73	Nesmith 24
D30	Davidson [SECN+] W, 76-71	Pippen 18
J4	SMU [SEC Network] L, 81-92 ot	Nesmith 29
J8	*at #5 Auburn [SEC Network] L, 79-83	Lee 27
J11	*Texas A&M [SEC Network] L, 50-59	Evans/Obinna 12
J15	*at Arkansas [SEC Network] L, 55-75	Lee 17
J18	*Tennessee [SEC Network] L, 45-66	Pippen 16
J22	*Alabama [SEC Network] L, 62-77	Disu 21
J25	*at South Carolina [SEC Network] L, 64-90	Lee 17
J29	*at #13 Kentucky [SEC Network] L, 62-71	Lee 21
F1	*Florida [SEC Network] L, 55-61	Pippen 15
F5	*#18 LSU [SEC Network] W, 99-90	Lee 33
F8	*at Mississippi State [SEC Network] L, 70-80	Lee 20
F11	*#12 Kentucky [ESPN] L, 64-78	Lee 20
F15	*at Florida [SEC Network] L, 66-84	Lee 23
F18	*at Tennessee [SEC Network] L, 61-65	Wright 23
F22	*Georgia [SEC Network] L, 78-80	Lee 34
F26	*Missouri [ESPNU] L, 52-61	Pippen 19
F29	*at Ole Miss [SEC Network] L, 60-86	Obinna 13
M3	*at Alabama [SEC Network] W, 87-79	Lee 38
M7	*South Carolina [SEC Network] W, 83-74	Pippen 21
M11	2-Arkansas [SEC Network] L, 73-86	Lee 30

All Times Eastern; *SEC Game; 1-Basketball Hall of Fame Showcase (Phoenix, AZ); 2-SEC Tournament (Nashville, TN)





SEC CHAMPIONS

Year	School	SEC	Overall	Coach
1933	Kentucky	8-0	20-3	Adolph Rupp
1934	Alabama	13-2	16-2	Henry Crisp
1935	LSU	12-0	14-1	Harry Rabenhorst
	Kentucky	11-0	19-2	Adolph Rupp
1936	Tennessee	8-4	15-6	Blair Guillon
1937	Kentucky	5-3	17-5	Adolph Rupp
1938	Georgia Tech	9-2	18-2	Roy Mundorff
1939	Kentucky	5-2	16-4	Adolph Rupp
1940	Kentucky	4-4	15-6	Adolph Rupp
1941	Tennessee	8-3	17-5	John Maurer
1942	Kentucky	6-2	19-6	Adolph Rupp
1943	Tennessee	6-3	14-4	John Maurer
1944	Kentucky	0-0	19-2	Adolph Rupp
1945	Kentucky	4-1	22-4	Adolph Rupp
1946	Kentucky	6-0	28-2	Adolph Rupp
1947	Kentucky	11-0	34-3	Adolph Rupp
1948	Kentucky	9-0	36-3	Adolph Rupp
1949	Kentucky	13-0	32-2	Adolph Rupp
1950	Kentucky	11-2	25-5	Adolph Rupp
1951	Kentucky	14-0	32-2	Adolph Rupp
1952	Kentucky	14-0	29-3	Adolph Rupp
1953	LSU	13-0	25-2	Harry Rabenhorst
1954	Kentucky	14-0	25-0	Adolph Rupp
	LSU	14-0	21-5	Harry Rabenhorst
1955	Kentucky	12-2	23-3	Adolph Rupp
1956	Alabama	14-0	21-3	Johnny Dee
1957	Kentucky	12-2	23-5	Adolph Rupp
1958	Kentucky	12-2	23-6	Adolph Rupp
1959	Mississippi State	13-1	24-1	Babe McCarthy
1960	Auburn	12-2	19-3	Joel Eaves
1961	Mississippi State	11-3	19-6	Babe McCarthy
1962	Mississippi State	13-1	24-1	Babe McCarthy
	Kentucky	13-1	23-3	Adolph Rupp
1963	Mississippi State	12-2	22-6	Babe McCarthy
1964	Kentucky	11-3	21-6	Adolph Rupp
1965	Vanderbilt	15-1	24-4	Roy Skinner
1966	Kentucky	15-1	32-2	Adolph Rupp
1967	Tennessee	15-3	21-7	Ray Mears
1968	Kentucky	15-3	22-5	Adolph Rupp
1969	Kentucky	16-2	23-5	Adolph Rupp
1970	Kentucky	17-1	26-2	Adolph Rupp
1971	Kentucky	16-2	22-4	Adolph Rupp
1972	Tennessee	14-4	19-6	Ray Mears
	Kentucky	14-4	21-7	Adolph Rupp
1973	Kentucky	14-4	20-8	Joe B. Hall
1974	Vanderbilt	15-3	23-3	Roy Skinner
	Alabama	15-3	22-4	C.M. Newton
1975	Kentucky	15-3	26-5	Joe B. Hall
	Alabama	15-3	22-5	C.M. Newton
1976	Alabama	15-3	23-5	C.M. Newton
1977	Kentucky	16-2	26-4	Joe B. Hall
	Tennessee	16-2	22-6	Ray Mears
1978	Kentucky	16-2	30-2	Joe B. Hall
1979	LSU	14-4	23-6	Dale Brown
1980	Kentucky	15-3	29-6	Joe B. Hall
1981	LSU	17-1	31-5	Dale Brown
1982	Kentucky	13-5	22-8	Joe B. Hall
	Tennessee	13-5	20-10	Don DeVoe
1983	Kentucky	13-5	23-8	Joe B. Hall
1984	Kentucky	14-4	29-5	Joe B. Hall
1985	LSU	13-5	19-10	Dale Brown
1986	Kentucky	17-1	32-4	Eddie Sutton
1987	Alabama	16-2	28-5	Wimp Sanderson
1988	Vacated			
1989	Florida	13-5	21-13	Norm Sloan
1990	Georgia	13-5	20-9	Hugh Durham
1991	Mississippi State	13-5	20-9	Richard Williams
	LSU	13-5	20-10	Dale Brown
1992	Arkansas	13-3	26-8	Nolan Richardson
1993	Vanderbilt	14-2	28-6	Eddie Fogler
1994	Arkansas	14-2	31-3	Nolan Richardson
1995	Kentucky	14-2	28-5	Rick Pitino

Year	School	SEC	Overall	Coach
1996	Kentucky	16-0	34-2	Rick Pitino
1997	South Carolina	15-1	24-8	Eddie Fogler
1998	Kentucky	14-2	35-4	Tubby Smith
1999	Auburn	14-2	29-4	Cliff Ellis
2000	Florida	12-4	29-8	Billy Donovan
	Kentucky	12-4	23-10	Tubby Smith
	LSU	12-4	28-6	John Brady
	Tennessee	12-4	26-7	Jerry Green
2001	Florida	12-4	24-7	Billy Donovan
	Kentucky	12-4	24-10	Tubby Smith
2002	Alabama	12-4	27-8	Mark Gottfried
2003	Kentucky	16-0	32-4	Tubby Smith
2004	Mississippi State	14-2	26-4	Rick Stansbury
2005	Kentucky	14-2	28-6	Tubby Smith
2006	LSU	14-2	27-9	John Brady
2007	Florida	13-3	35-5	Billy Donovan
2008	Tennessee	14-2	31-5	Bruce Pearl
2009	LSU	13-3	27-8	Trent Johnson
2010	Kentucky	14-2	35-3	John Calipari
2011	Florida	13-3	29-8	Billy Donovan
2012	Kentucky	16-0	38-2	John Calipari
2013	Florida	14-4	29-8	Billy Donovan
2014	Florida	18-0	36-3	Billy Donovan
2015	Kentucky	18-0	38-1	John Calipari
2016	Texas A&M	13-5	28-9	Billy Kennedy
	Kentucky	13-5	27-9	John Calipari
2017	Kentucky	16-2	32-6	John Calipari
2018	Auburn	13-5	26-8	Bruce Pearl
	Tennessee	13-5	26-9	Rick Barnes
2019	LSU	16-2	28-7	Will Wade
2020	Kentucky	15-3	25-6	John Calipari

SEC National Champions

NCAA Champions

1948-Kentucky
 1949-Kentucky
 1951-Kentucky
 1958-Kentucky
 1978-Kentucky
 1994-Arkansas
 1996-Kentucky
 1998-Kentucky
 2006-Florida
 2007-Florida
 2012-Kentucky

NIT Champions

1946-Kentucky
 1976-Kentucky
 1990-Vanderbilt
 2005-South Carolina
 2006-South Carolina

ALL-TIME STANDINGS

All-Time Standings

Regular-Season Conference Games Only, 1933-20

Team	Years	Won	Lost	Pct	Champs
Kentucky	87	1012	284	.781	49
Tennessee	87	753	581	.564	10
Alabama	87	799	626	.561	7
Arkansas	29	250	230	.521	2
Vanderbilt	88	694	666	.510	3
LSU	88	700	678	.508	11
Texas A&M	8	72	72	.500	1
Florida	87	652	659	.497	7
Auburn	87	622	748	.454	3
Mississippi State	87	607	785	.436	6
Georgia	88	554	802	.409	1
South Carolina	29	195	285	.406	1
Ole Miss	87	528	843	.385	0
Missouri#	8	41	94	.304	0
<u>Former Members</u>					
Georgia Tech	32	201	207	.493	1
Tulane	34	195	252	.436	0
Sewanee	8	3	76	.030	0

#On-the-court records: Missouri 50-94 before NCAA participation was vacated.

All-Time Standings (All-Games)

Team	Years	Won	Lost	Tied	Pct.
Kentucky	116	2318	712	1	.765
Arkansas	97	1728	981	0	.638
Alabama	107	1691	1061	1	.614
Tennessee	111	1674	1066	2	.611
Missouri#	114	1633	1182	0	.580
Vanderbilt	117	1617	1188	0	.576
LSU	112	1581	1196	0	.569
Florida	101	1454	1125	0	.564
Mississippi State	108	1445	1209	0	.544
Auburn	114	1392	1212	1	.535
South Carolina	112	1434	1267	1	.531
Texas A&M	108	1440	1289	0	.528
Georgia	115	1408	1325	0	.515
Ole Miss	110	1327	1331	0	.499

#On-the-court records: UK 2318-713-1; UA 1693-1062-1; UG 1439-1327; UF 1457-1127; MO 1656-1182 before NCAA participation was vacated.

SEC Tournament Records

Team	Years	Won	Lost	Pct	Champs
Kentucky	58	134	26	.838	31
Alabama	60	67	53	.558	6
Tennessee	59	69	55	.556	4
Arkansas	29	27	27	.500	1
Florida	54	45	50	.474	4
Georgia	60	48	57	.457	2
LSU	60	47	59	.443	1
South Carolina	28	21	28	.429	0
Vanderbilt	59	39	57	.406	2
Missouri	6	4	6	.400	0
Auburn	57	34	55	.382	2
Mississippi State	59	32	56	.364	3
Texas A&M	7	4	7	.364	0
Ole Miss	58	31	56	.356	2
<u>Former Members</u>					
Georgia Tech	19	14	18	.438	1
Tulane	16	12	16	.429	0
Sewanee	2	0	2	.000	0

NOTE: The 2020 SEC Tournament was canceled after two games due to COVID-19 pandemic.

SEC Champions

	Overall	Division
Kentucky	49	12
LSU	11	4
Tennessee	10	5
Alabama	7	3
Florida	6	7
Mississippi State	6	7
Auburn	3	1
Vanderbilt	3	1
Arkansas	2	4
Georgia	1	1
South Carolina	1	1
Texas A&M	1	--
Ole Miss	0	5
Missouri	0	--
*Georgia Tech	1	--

* Former SEC Member

NOTE: From 1933-50 the SEC Champion was determined by a tournament, except for 1935. Since 1951, when the round-robin schedule was introduced, the title has been decided by a winning percentage on the conference schedule. From 1951-64 the round-robin consisted of 14 games. In 1965 and 1966 it was expanded to 16 games. From 1967-91 the round-robin schedule was 18 games. In 1992 the SEC split into an Eastern and Western Division, but continued to recognize an SEC Champion based on a winning percentage over the new 16-game conference schedule. The league also began awarding division championships. In 1979 the tournament was renewed with the winner receiving the SEC's automatic bid to the NCAA Tournament.

All-Time Team vs. Team Standings

(Reads Horizontally • Records According To Schools' Media Guides)

	UA	AR	AU	UF	UG	UK	LS	UM	MS	MO	SC	UT	AM	VU
Alabama	--	28-35	97-65	75-70	96-52	38-114	109-74	123-58	126-77	11-5	31-16	79-70	12-9	72-70*
Arkansas	35-28	--	34-20	12-26	23-16	11-33	37-31	49-33	33-31	28-25	20-15	21-22	104-57	28-12
Auburn	65-97	20-34	--	89-80	96-94	21-95	72-86*	77-62	78-70	6-6	26-19	43-78	6-11	54-88
Florida	70-75	26-12	80-89	--	116-101	40-104	50-64	67-47	65-51	8-3	46-27	57-77	9-4	67-71
Georgia	52-96	16-23	94-96	101-116	--	26-128	47-67	74-45	58-56	7-8	58-58	62-95	5-5	54-91*
Kentucky	117-38	33-11	95-21	104-40	128-26	--	90-27	108-13	98-20	13-1	51-13	156-74	11-4	149-47*
LSU	74-109	31-37	86-70*	65-49	67-47	27-90	--	124-88	112-102	8-2	17-18	48-67*	23-18	55-62*
Ole Miss	58-123	33-49	62-76	47-67	45-74	13-108	88-124	--	117-145	13-3	20-20	44-75	3-7	47-76
Mississippi State	77-126	31-33	70-78	51-65	56-58	20-98	102-112	145-117	--	9-5	23-16	44-85	7-7	51-79*
Missouri	5-11	25-28	6-6	3-7	8-7	1-13	2-8	3-13	5-9	--	6-6	7-9	18-21	8-6
South Carolina	16-31	15-20	19-26	27-46	58-58	13-51	18-17	20-20	16-23	6-6	--	28-47	7-4	29-31
Tennessee	70-79	22-21	78-43	77-57	95-62	74-156	65-48*	75-44	85-44	8-7	47-27	--	8-6	124-75
Texas A&M	9-12	57-104	11-5	4-9	5-5	4-11	18-23	7-3	7-7	21-18	4-7	6-8	--	6-8
Vanderbilt	70-71*	12-28	88-54	71-67	91-54*	45-149*	63-55*	76-47	78-50*	6-8	31-29	75-124	8-6	--

*Schools have a discrepancy in series record



ANNUAL STANDINGS

Team	1932-33 Conference			Overall		
	W	L	Pct.	W	L	Pct.
	Kentucky*	8	0	1.000	20	3
Alabama	12	3	.800	14	5	.737
Vanderbilt	11	5	.688	14	8	.637
LSU	13	7	.650	15	8	.652
Georgia Tech.	7	5	.583	9	6	.600
Florida	4	4	.500	9	5	.643
Georgia	5	6	.455	9	10	.474
Ole Miss	5	7	.417	6	12	.333
Auburn	4	7	.364	4	9	.308
Tennessee	3	7	.300	9	11	.450
Tulane	6	14	.300	8	15	.348
Mississippi State	3	9	.250	6	13	.316
Sewanee	0	7	.000	1	10	.091

Tournament Champion: Kentucky

Team	1933-34 Conference			Overall		
	W	L	Pct.	W	L	Pct.
	Kentucky	11	0	1.000	16	1
Alabama*	13	2	.867	16	2	.889
LSU	13	3	.813	13	4	.765
Florida	4	2	.667	11	7	.611
Vanderbilt	8	5	.615	11	6	.647
Tulane	8	10	.444	10	10	.500
Georgia Tech.	5	8	.384	6	9	.400
Tennessee	3	5	.375	10	7	.588
Georgia	3	6	.333	10	9	.526
Mississippi State	4	8	.333	8	11	.421
Ole Miss	2	8	.200	7	9	.438
Auburn	2	9	.182	2	11	.154
Sewanee	0	10	.000	0	12	.000

Tournament Champion: Alabama

Team	1934-35 Conference			Overall		
	W	L	Pct.	W	L	Pct.
	LSU*	12	0	1.000	14	1
Kentucky*	11	0	1.000	19	2	.905
Tennessee	7	4	.636	11	5	.688
Vanderbilt	9	6	.600	9	11	.450
Florida	4	3	.571	8	7	.533
Alabama	8	7	.533	9	8	.529
Mississippi State	5	5	.500	12	6	.667
Georgia Tech.	5	6	.455	6	6	.500
Georgia	4	5	.444	12	8	.600
Ole Miss	5	7	.417	8	10	.444
Auburn	3	9	.250	4	13	.235
Sewanee	1	7	.125	2	12	.143
Tulane	1	16	.059	1	16	.059

Team	1935-36 Conference			Overall		
	W	L	Pct.	W	L	Pct.
	Kentucky	6	2	.750	15	6
Vanderbilt	9	4	.692	9	14	.392
Tennessee*	8	4	.667	15	6	.715
Mississippi State	9	5	.643	11	6	.647
Auburn	7	4	.636	10	5	.667
Alabama	9	6	.600	15	9	.625
LSU	9	6	.600	10	10	.500
Georgia Tech.	7	5	.583	10	8	.556
Ole Miss	7	5	.583	11	9	.550
Georgia	6	7	.462	9	11	.450
Florida	2	8	.200	5	10	.333
Tulane	1	14	.067	2	17	.105
Sewanee	0	10	.000	2	13	.133

Tournament Champion: Tennessee

Team	1936-37 Conference			Overall		
	W	L	Pct.	W	L	Pct.
	Georgia Tech.	10	0	1.000	13	2
Tennessee	7	1	.875	17	5	.773
Ole Miss	7	3	.700	20	6	.769
Auburn	7	4	.636	11	4	.733
Kentucky*	5	3	.625	17	5	.773
Georgia	5	3	.625	10	6	.625
LSU	7	6	.538	13	7	.650
Alabama	7	8	.467	11	10	.524
Mississippi State	6	7	.462	15	9	.625
Tulane	4	8	.333	6	8	.429
Vanderbilt	3	7	.300	6	10	.375
Florida	1	9	.100	5	13	.278
Sewanee	0	10	.000	1	15	.063

Tournament Champion: Kentucky

Team	1937-38 Conference			Overall		
	W	L	Pct.	W	L	Pct.
	Kentucky	6	0	1.000	13	5
Ole Miss	11	2	.846	22	12	.647
Georgia Tech*	9	2	.818	18	2	.900
Auburn	6	3	.667	14	5	.737
Tennessee	7	4	.636	15	8	.652
LSU	7	6	.538	10	10	.500
Tulane	5	6	.455	8	10	.444
Mississippi State	7	9	.438	9	12	.429
Georgia	4	6	.400	12	10	.545
Vanderbilt	4	8	.333	10	11	.476
Florida	3	7	.300	11	9	.550
Alabama	4	12	.250	4	13	.235
Sewanee	2	10	.167	4	13	.235

Tournament Champion: Georgia Tech

Team	1938-39 Conference			Overall		
	W	L	Pct.	W	L	Pct.
	Alabama	13	4	.765	16	5
Georgia	8	3	.727	11	6	.647
Kentucky*	5	2	.714	16	4	.800
LSU	10	5	.667	13	7	.650
Auburn	8	4	.667	16	6	.727
Vanderbilt	7	5	.583	14	7	.667
Florida	5	4	.556	9	6	.600
Tennessee	6	5	.545	14	7	.667
Georgia Tech.	4	7	.364	6	9	.400
Mississippi State	5	10	.333	8	12	.400
Tulane	3	6	.333	5	13	.278
Ole Miss	4	10	.286	10	16	.385
Sewanee	0	13	.000	1	16	.059

Tournament Champion: Kentucky

Team	1939-40 Conference			Overall		
	W	L	Pct.	W	L	Pct.
	Alabama	14	4	.778	18	5
Tennessee	7	3	.700	14	7	.667
Georgia	9	4	.692	20	6	.769
LSU	8	4	.667	10	8	.556
Florida	5	4	.556	13	9	.591
Georgia Tech.	6	6	.500	8	7	.533
Kentucky*	4	4	.500	15	6	.714
Auburn	6	7	.462	7	10	.412
Mississippi State	4	5	.444	9	6	.600
Vanderbilt	5	7	.417	10	12	.455
Ole Miss	3	8	.273	9	10	.474
Tulane	2	8	.200	2	13	.133
Sewanee	0	9	.000	2	13	.134

Tournament Champion: Kentucky

Team	1940-41 Conference			Overall		
	W	L	Pct.	W	L	Pct.
	Kentucky	8	1	.889	17	8
Florida	6	2	.750	15	3	.833
Tennessee*	8	3	.727	17	5	.773
Alabama	11	7	.611	14	8	.636
LSU	7	5	.583	9	9	.500
Tulane	6	5	.545	8	6	.571
Auburn	6	5	.545	13	6	.684
Mississippi State	6	6	.500	12	10	.545
Georgia	6	7	.462	13	11	.542
Georgia Tech.	4	8	.333	8	11	.421
Vanderbilt	3	9	.250	8	9	.471
Ole Miss	2	15	.118	2	18	.100

Tournament Champion: Tennessee

Team	1941-42 Conference			Overall		
	W	L	Pct.	W	L	Pct.
	Tennessee	7	1	.875	19	3
Alabama	13	4	.765	18	6	.750
Kentucky*	6	2	.750	19	6	.760
LSU	8	3	.727	8	7	.533
Auburn	9	5	.643	11	6	.647
Mississippi State	9	6	.600	13	7	.650
Georgia	5	8	.385	7	10	.412
Georgia Tech.	4	7	.364	6	8	.429
Florida	3	8	.273	8	9	.471
Vanderbilt	3	8	.273	7	9	.438
Tulane	3	9	.250	4	12	.250
Ole Miss	3	12	.200	4	15	.211

Tournament Champion: Kentucky
NCAA: Kentucky (Final Four)

Team	1942-43 Conference			Overall		
	W	L	Pct.	W	L	Pct.
	Kentucky	8	1	.889	17	6
LSU	11	2	.846	18	4	.818
Tennessee*	6	3	.667	14	4	.778
Mississippi State	13	7	.650	14	8	.636
Georgia Tech.	7	4	.636	9	5	.643
Vanderbilt	9	7	.563	10	8	.556
Alabama	9	9	.500	10	10	.500
Ole Miss	6	8	.429	8	10	.444
Tulane	4	8	.333	4	9	.308
Georgia	1	8	.111	4	13	.235
Auburn	1	12	.083	1	14	.067
Florida	0	6	.000	8	7	.533

Tournament Champion: Tennessee

Team	1943-44 Conference			Overall		
	W	L	Pct.	W	L	Pct.
	Tulane	4	0	1.000	16	6
Georgia Tech.	2	0	1.000	14	4	.778
Georgia	0	2	.000	7	10	.412
LSU	0	4	.000	10	15	.400
Kentucky*	0	0	.000	19	2	.905
Vanderbilt	0	0	.000	11	4	.734

Tournament Champion: Kentucky
NIT: Kentucky (Third)

ANNUAL STANDINGS

Team	1944-45 Conference			Overall		
	W	L	Pct.	W	L	Pct.
Tennessee	8	2	.800	18	5	.783
Kentucky*	4	1	.800	22	4	.846
Ole Miss	3	1	.750	14	8	.636
Florida	4	2	.667	7	12	.368
Georgia Tech.	7	4	.636	9	5	.643
Alabama	5	3	.625	10	5	.667
LSU	3	3	.500	15	9	.625
Tulane	3	3	.500	6	11	.353
Auburn	2	6	.250	3	14	.176
Mississippi State	2	9	.182	5	13	.278
Georgia	2	9	.182	5	16	.238
Vanderbilt	0	0	.000	6	6	.500

Tournament Champion: Kentucky
 NCAA: Kentucky
 NIT: Tennessee

Team	1945-46 Conference			Overall		
	W	L	Pct.	W	L	Pct.
LSU	8	0	1.000	18	3	.857
Kentucky*	6	0	1.000	28	2	.933
Tennessee	8	3	.727	15	5	.750
Alabama	8	4	.667	11	5	.688
Auburn	7	6	.538	7	9	.438
Georgia	6	6	.500	12	9	.571
Georgia Tech.	7	7	.500	9	10	.474
Tulane	4	5	.444	15	7	.682
Vanderbilt	2	5	.286	3	10	.231
Florida	2	6	.250	7	14	.333
Ole Miss	2	8	.200	8	11	.421
Mississippi State	3	13	.188	5	14	.263

Tournament Champion: Kentucky
 NIT: Kentucky (Champion)

Team	1946-47 Conference			Overall		
	W	L	Pct.	W	L	Pct.
Kentucky*	11	0	1.000	34	3	.919
LSU	8	2	.800	17	4	.810
Tennessee	10	3	.769	16	5	.762
Alabama	13	5	.722	16	6	.727
Tulane	8	5	.615	22	9	.710
Florida	4	4	.500	17	9	.654
Georgia Tech.	6	6	.500	10	10	.500
Vanderbilt	4	7	.364	7	8	.467
Mississippi State	4	9	.308	10	11	.476
Georgia	4	9	.308	5	14	.263
Ole Miss	2	11	.154	7	14	.333
Auburn	1	15	.063	3	18	.143

Tournament Champion: Kentucky
 NIT: Kentucky (Second)

Team	1947-48 Conference			Overall		
	W	L	Pct.	W	L	Pct.
Kentucky*	9	0	1.000	36	3	.923
Tulane	13	1	.929	23	3	.885
Tennessee	10	2	.833	20	5	.800
Auburn	7	7	.500	12	10	.545
Alabama	8	8	.500	15	12	.556
Georgia	6	8	.429	18	10	.621
Florida	5	7	.417	15	10	.600
Georgia Tech.	6	10	.375	12	16	.429
Mississippi State	6	10	.375	6	12	.333
Ole Miss	5	9	.357	11	12	.478
LSU	4	10	.286	8	18	.308
Vanderbilt	4	11	.267	8	14	.364

Tournament Champion: Kentucky
 NCAA: Kentucky (Champion)

Team	1948-49 Conference			Overall		
	W	L	Pct.	W	L	Pct.
Kentucky*	13	0	1.000	32	2	.941
Tulane	12	3	.800	24	4	.857
Tennessee	8	3	.727	19	7	.731
Vanderbilt	9	5	.643	14	8	.637
LSU	7	6	.538	15	10	.600
Alabama	9	9	.500	13	12	.520
Georgia Tech.	7	9	.438	11	13	.459
Georgia	6	9	.400	17	13	.567
Florida	4	8	.333	11	15	.423
Auburn	5	11	.313	9	15	.375
Ole Miss	4	12	.250	8	13	.381
Mississippi State	3	12	.200	4	13	.236

Tournament Champion: Kentucky
 NCAA: Kentucky (Champion)
 NIT: Kentucky

Team	1949-50 Conference			Overall		
	W	L	Pct.	W	L	Pct.
Kentucky*	11	2	.846	25	5	.833
Vanderbilt	11	3	.786	17	8	.680
Auburn	12	6	.667	17	7	.708
Tulane	8	4	.667	15	7	.682
Alabama	8	9	.471	9	12	.429
Georgia	6	7	.462	15	9	.625
Tennessee	5	6	.455	15	11	.577
Georgia Tech.	7	9	.438	14	13	.519
LSU	5	8	.385	13	12	.520
Mississippi State	6	10	.375	7	11	.389
Florida	4	10	.286	9	14	.391
Ole Miss	4	13	.235	8	17	.320

Tournament Champion: Kentucky
 NIT: Kentucky

Team	1950-51 Conference			Overall		
	W	L	Pct.	W	L	Pct.
1. Kentucky*	14	0	1.000	32	2	.941
2. Vanderbilt	10	4	.714	19	8	.704
Alabama	10	4	.714	15	8	.652
4. Tulane	8	6	.571	12	12	.500
5. Auburn	6	8	.429	12	10	.545
Georgia	6	8	.429	13	11	.541
Florida	6	8	.429	11	12	.478
LSU	6	8	.429	10	14	.417
Georgia Tech.	6	8	.429	8	19	.297
10. Ole Miss	5	9	.357	12	12	.500
Tennessee	5	9	.357	10	13	.435
12. Mississippi State	2	12	.143	3	15	.167

Tournament Champion: Vanderbilt
 NCAA: Kentucky (Champion)

Team	1951-52 Conference			Overall		
	W	L	Pct.	W	L	Pct.
1. Kentucky*	14	0	1.000	29	3	.906
2. LSU	9	5	.643	17	7	.708
Vanderbilt	9	5	.643	18	9	.667
Alabama	9	5	.643	13	9	.591
5. Ole Miss	8	6	.571	15	11	.577
6. Florida	7	7	.500	15	9	.625
Tennessee	7	7	.500	13	9	.591
Tulane	7	7	.500	12	12	.500
9. Auburn	6	8	.429	14	12	.538
10. Mississippi State	4	10	.286	12	11	.522
11. Georgia Tech.	2	12	.143	7	15	.318
Georgia	2	12	.143	3	22	.120

Tournament Champion: Kentucky
 NCAA: Kentucky

Team	1952-53 Conference			Overall		
	W	L	Pct.	W	L	Pct.
1. LSU*	13	0	1.000	22	3	.880
2. Tulane	9	4	.692	14	6	.700
3. Florida	8	5	.615	13	6	.684
4. Tennessee	*7	6	.538	13	8	.619
5. Auburn	6	7	.462	13	8	.619
Alabama	6	7	.462	12	9	.571
7. Ole Miss	5	8	.385	14	11	.560
Vanderbilt	*5	8	.385	10	9	.526
Mississippi State	5	8	.385	9	10	.474
10. Georgia Tech.	*4	9	.308	5	17	.227
11. Georgia	3	10	.231	7	18	.280

* Won-lost totals include "appointed Conference games," due to Kentucky's absence from the season.
 Vanderbilt defeated Tennessee (77-69) and Georgia beat Georgia Tech (70-57) in a game which counted in the standings for Georgia Tech but not Georgia.
 NCAA: LSU (Final Four)

Team	1953-54 Conference			Overall		
	W	L	Pct.	W	L	Pct.
1. Kentucky*	#14	0	1.000	25	0	1.000
LSU*	#14	0	1.000	20	5	.800
3. Alabama	10	4	.714	16	8	.667
4. Tulane	10	4	.714	16	8	.667
5. Auburn	8	6	.571	16	8	.667
6. Ole Miss	7	7	.500	12	12	.500
Tennessee	7	7	.500	11	12	.478
8. Vanderbilt	5	9	.357	12	10	.545
Mississippi State	5	9	.357	11	10	.524
10. Florida	3	11	.214	7	15	.318
11. Georgia	2	12	.143	7	18	.280
12. Georgia Tech	0	14	.000	2	22	.083

Kentucky and LSU did not meet during the regular season due to a disagreement on the site. Both played Georgia an extra game which counted in the standings for Kentucky and LSU but not Georgia. Kentucky won a playoff game, to determine the Conference's representative in the NCAA Tournament, with LSU in Nashville then declined the bid.
 NCAA: LSU

Team	1954-55 Conference			Overall		
	W	L	Pct.	W	L	Pct.
1. Kentucky*	12	2	.857	23	3	.855
2. Alabama	11	3	.786	19	5	.792
3. Vanderbilt	9	5	.643	16	6	.727
Tulane	9	5	.643	15	6	.714
5. Tennessee	8	6	.571	15	7	.682
6. Georgia Tech	7	7	.500	12	13	.480
Georgia	7	7	.500	9	16	.360
8. Auburn	6	8	.429	11	9	.550
9. Florida	5	9	.357	12	10	.545
Ole Miss	5	9	.357	8	15	.348
11. LSU	3	11	.214	6	18	.250
12. Mississippi State	2	12	.143	6	17	.261

NCAA: Kentucky



ANNUAL STANDINGS

Team	1955-56 Conference			Overall		
	W	L	Pct.	W	L	Pct.
1. Alabama*	14	0	1.000	21	3	.875
2. Kentucky	12	2	.857	20	6	.769
3. Vanderbilt	11	3	.786	19	4	.826
4. Auburn	8	6	.571	11	10	.523
5. Tulane	7	7	.500	12	12	.500
6. Georgia Tech	6	8	.429	12	11	.522
Mississippi State	6	8	.429	12	12	.500
Tennessee	6	8	.429	10	14	.417
9. LSU	5	9	.357	7	17	.292
10. Florida	4	10	.286	11	12	.478
Ole Miss	4	10	.286	10	13	.435
12. Georgia	1	13	.071	3	21	.125
NCAA: Kentucky						

Team	1956-57 Conference			Overall		
	W	L	Pct.	W	L	Pct.
1. Kentucky*	12	2	.857	23	5	.821
2. Vanderbilt	10	4	.714	17	5	.773
3. Georgia Tech	9	5	.643	18	8	.692
Mississippi State	9	5	.643	17	8	.680
Tulane	9	5	.643	15	9	.625
6. Auburn	8	6	.571	13	8	.619
7. Alabama	7	7	.500	15	11	.577
8. Florida	6	8	.429	14	10	.583
9. Tennessee	5	9	.357	13	9	.591
10. Ole Miss	4	10	.286	9	12	.429
Georgia	4	10	.286	8	16	.333
12. LSU	1	13	.071	6	19	.240
NCAA: Kentucky						

Team	1957-58 Conference			Overall		
	W	L	Pct.	W	L	Pct.
1. Kentucky*	12	2	.857	23	6	.793
2. Auburn	11	3	.786	16	6	.727
3. Mississippi State	9	5	.643	20	5	.800
Alabama	9	5	.643	17	9	.654
5. Tennessee	8	6	.571	16	7	.606
Georgia Tech	8	6	.571	15	11	.577
7. Vanderbilt	7	7	.500	14	11	.560
8. Ole Miss	6	8	.429	12	12	.500
9. Florida	5	9	.357	12	9	.571
10. Tulane	3	11	.214	8	15	.348
LSU	3	11	.214	7	18	.280
Georgia	3	11	.214	7	19	.269
NCAA: Kentucky (Champion)						

Team	1958-59 Conference			Overall		
	W	L	Pct.	W	L	Pct.
1. Mississippi State*	13	1	.929	24	1	.960
2. Auburn	12	2	.857	20	2	.909
Kentucky	12	2	.857	24	3	.889
4. Georgia Tech	9	5	.643	17	9	.654
5. Tennessee	8	6	.571	14	8	.636
Vanderbilt	8	6	.571	14	10	.583
7. Tulane	6	8	.429	13	11	.542
Alabama	6	8	.429	10	12	.455
9. Georgia	5	9	.357	11	15	.423
10. LSU	2	12	.143	10	15	.400
Florida	2	12	.143	8	15	.348
12. Ole Miss	1	13	.071	7	17	.291
NCAA: Kentucky						

Team	1959-60 Conference			Overall		
	W	L	Pct.	W	L	Pct.
1. Auburn*	12	2	.857	19	3	.864
2. Georgia Tech	11	3	.786	22	6	.786
3. Kentucky	10	4	.714	18	7	.720
4. Ole Miss	8	6	.571	15	9	.625
Tulane	8	6	.571	13	11	.542
6. Vanderbilt	7	7	.500	14	9	.609
Tennessee	7	7	.500	12	11	.520
8. Georgia	6	8	.429	12	13	.480
9. Mississippi State	5	9	.357	12	13	.480
10. Alabama	4	10	.286	7	17	.291
11. Florida	3	11	.214	6	16	.273
LSU	3	11	.214	5	18	.217
NCAA: Georgia Tech						

Team	1960-61 Conference			Overall		
	W	L	Pct.	W	L	Pct.
1. Mississippi State*	11	3	.786	19	6	.760
2. Vanderbilt	10	4	.714	19	5	.792
Kentucky	10	4	.714	19	9	.679
4. Florida	9	5	.643	15	11	.577
5. Auburn	8	6	.571	15	7	.682
6. Georgia Tech	6	8	.429	13	13	.500
Tulane	6	8	.429	11	13	.458
LSU	6	8	.429	11	14	.440
9. Ole Miss	5	9	.357	10	14	.417
Alabama	5	9	.357	7	18	.280
11. Tennessee	4	10	.286	10	15	.400
Georgia	4	10	.286	8	18	.308
NCAA: Kentucky						

Team	1961-62 Conference			Overall		
	W	L	Pct.	W	L	Pct.
1. Mississippi State*	13	1	.929	24	1	.960
Kentucky*	13	1	.929	23	3	.885
3. Auburn	11	3	.786	18	6	.750
4. Florida	8	6	.571	12	11	.522
5. LSU	7	7	.500	13	11	.542
6. Tulane	6	8	.429	13	10	.566
Vanderbilt	6	8	.429	12	12	.500
Alabama	6	8	.429	11	15	.423
9. Ole Miss	5	9	.375	12	13	.480
10. Georgia Tech	4	10	.286	10	16	.385
11. Georgia	3	11	.214	8	16	.333
12. Tennessee	2	12	.143	4	19	.174
NCAA: Kentucky						

Team	1962-63 Conference			Overall		
	W	L	Pct.	W	L	Pct.
1. Mississippi State*	12	2	.857	22	6	.786
2. Georgia Tech	10	4	.714	21	5	.808
Auburn	10	4	.714	18	4	.818
4. Vanderbilt	9	5	.643	16	7	.696
5. Kentucky	8	6	.571	16	9	.640
6. Alabama	7	7	.500	14	11	.560
7. Tennessee	6	8	.429	13	11	.542
8. LSU	5	9	.357	12	12	.500
Florida	5	9	.357	12	14	.462
10. Georgia	4	10	.286	9	17	.346
Ole Miss	4	10	.286	7	17	.292
Tulane	4	10	.286	6	16	.273
NCAA: Mississippi State						

Team	1963-64 Conference			Overall		
	W	L	Pct.	W	L	Pct.
1. Kentucky*	11	3	.786	21	6	.778
2. Tennessee	9	5	.643	16	8	.667
Georgia Tech	9	5	.643	17	9	.654
4. Vanderbilt	8	6	.571	19	6	.760
LSU	8	6	.571	12	13	.480
Georgia	8	6	.571	12	14	.462
7. Alabama	7	7	.500	14	12	.538
Ole Miss	7	7	.500	10	12	.455
9. Florida	6	8	.429	12	10	.545
Auburn	6	8	.429	11	12	.478
11. Mississippi State	4	10	.286	9	17	.346
12. Tulane	1	13	.071	1	22	.043
NCAA: Kentucky						

Team	1964-65 Conference			Overall		
	W	L	Pct.	W	L	Pct.
1. Vanderbilt*	15	1	.983	24	4	.857
2. Tennessee	12	4	.750	20	5	.800
3. Florida	11	5	.688	18	7	.720
Auburn	11	5	.688	16	9	.640
5. Kentucky	10	6	.625	15	10	.600
6. Alabama	9	7	.563	17	9	.654
7. LSU	7	9	.438	12	14	.462
8. Mississippi State	6	10	.375	10	16	.385
9. Georgia	4	12	.250	8	18	.308
10. Tulane	2	14	.125	3	22	.120
11. Ole Miss	1	15	.063	4	21	.160
NCAA: Vanderbilt						

Team	1965-66 Conference			Overall		
	W	L	Pct.	W	L	Pct.
1. Kentucky*	15	1	.938	27	2	.931
2. Vanderbilt	13	3	.817	22	4	.846
3. Tennessee	10	6	.625	18	8	.696
Mississippi State	10	6	.625	14	11	.560
5. Alabama	9	7	.563	16	10	.615
Florida	9	7	.563	16	10	.615
7. Auburn	8	8	.500	16	10	.615
8. Georgia	5	11	.313	10	15	.400
Tulane	5	11	.313	9	16	.360
10. LSU	2	14	.125	6	20	.231
Ole Miss	2	14	.125	5	18	.217
NCAA: Kentucky (Second)						

Team	1966-67 Conference			Overall		
	W	L	Pct.	W	L	Pct.
1. Tennessee*	15	3	.833	21	7	.750
2. Florida	14	4	.778	21	4	.840
Vanderbilt	14	4	.778	21	5	.808
4. Auburn	12	6	.667	17	8	.680
5. Mississippi State	8	10	.444	14	11	.560
Kentucky	8	10	.444	13	13	.500
7. Ole Miss	7	11	.389	13	12	.520
8. Alabama	6	12	.333	13	13	.500
9. Georgia	5	13	.278	9	17	.346
10. LSU	1	17	.056	3	23	.115
NCAA: Tennessee						

ANNUAL STANDINGS

Team	1967-68 Conference			Overall		
	W	L	Pct.	W	L	Pct.
1. Kentucky*	15	3	.833	22	5	.815
2. Tennessee	13	5	.722	20	6	.769
3. Vanderbilt	12	6	.667	20	6	.769
4. Georgia	11	7	.611	17	8	.680
Florida	11	7	.611	15	10	.600
6. LSU	8	10	.444	14	12	.538
Auburn	8	10	.444	13	13	.500
8. Mississippi State	5	13	.278	9	17	.346
9. Ole Miss	4	14	.222	7	17	.292
10. Alabama	3	15	.167	10	16	.385

NCAA: Kentucky

Team	1968-69 Conference			Overall		
	W	L	Pct.	W	L	Pct.
1. Kentucky*	16	2	.889	23	5	.821
2. Tennessee	13	5	.722	21	7	.750
3. Florida	12	6	.667	18	9	.667
4. Auburn	10	8	.556	15	10	.600
5. Vanderbilt	9	9	.500	15	11	.577
Georgia	9	9	.500	13	12	.520
7. LSU	7	11	.389	13	13	.500
Ole Miss	7	11	.389	10	14	.417
9. Mississippi State	6	12	.333	8	17	.320
10. Alabama	1	17	.056	4	20	.167

NCAA: Kentucky
NIT: Florida, Tennessee (Third)

Team	1969-70 Conference			Overall		
	W	L	Pct.	W	L	Pct.
1. Kentucky*	17	1	.944	26	2	.929
2. LSU	13	5	.722	22	10	.688
3. Auburn	11	7	.611	15	11	.577
Georgia	11	7	.611	13	12	.520
5. Tennessee	10	8	.556	16	9	.640
6. Vanderbilt	8	10	.444	12	14	.462
7. Ole Miss	6	12	.333	10	15	.400
Florida	6	12	.333	9	17	.346
9. Alabama	5	13	.278	8	18	.308
10. Mississippi State	3	15	.167	6	18	.250

NCAA: Kentucky
NIT: LSU (Fourth)

Team	1970-71 Conference			Overall		
	W	L	Pct.	W	L	Pct.
1. Kentucky*	16	2	.889	22	6	.786
2. Tennessee	13	5	.722	21	7	.750
3. LSU	10	8	.556	14	12	.539
4. Mississippi State	9	9	.500	15	10	.600
Vanderbilt	9	9	.500	13	13	.500
6. Auburn	8	10	.445	11	15	.423
Florida	8	10	.445	11	15	.423
8. Ole Miss	6	12	.334	11	15	.423
Alabama	6	12	.333	10	16	.385
10. Georgia	5	13	.278	6	19	.240

NCAA: Kentucky
NIT: Tennessee

Team	1971-72 Conference			Overall		
	W	L	Pct.	W	L	Pct.
1. Tennessee*	14	4	.778	19	6	.760
Kentucky*	14	4	.778	21	7	.750
3. Alabama	13	5	.722	18	8	.692
4. Vanderbilt	10	8	.556	16	10	.615
5. Georgia	9	9	.500	14	12	.536
6. Ole Miss	8	10	.444	13	12	.520
7. Mississippi State	6	12	.333	13	13	.500
Auburn	6	12	.333	10	16	.385
LSU	6	12	.333	10	16	.385
10. Florida	4	14	.222	10	15	.400

NCAA: Kentucky

Team	1972-73 Conference			Overall		
	W	L	Pct.	W	L	Pct.
1. Kentucky*	14	4	.778	20	8	.714
2. Vanderbilt	13	5	.722	20	6	.769
Alabama	13	5	.722	22	8	.733
Tennessee	13	5	.722	15	9	.625
5. LSU	9	9	.500	14	10	.583
6. Ole Miss	8	10	.444	14	12	.538
7. Florida	7	11	.389	11	15	.423
8. Georgia	5	13	.278	10	16	.385
9. Mississippi State	4	14	.222	11	15	.423
Auburn	4	14	.222	6	20	.222

NCAA: Kentucky
NIT: Alabama (Fourth)

Team	1973-74 Conference			Overall		
	W	L	Pct.	W	L	Pct.
1. Alabama*	15	3	.833	22	4	.846
Vanderbilt*	15	3	.833	23	5	.821
3. Tennessee	12	6	.667	17	9	.654
4. Ole Miss	9	9	.500	15	10	.600
Florida	9	9	.500	15	11	.577
Kentucky	9	9	.500	13	13	.500
7. Mississippi State	8	10	.444	16	10	.615
8. LSU	6	12	.333	12	14	.462
9. Auburn	5	13	.278	10	16	.385
10. Georgia	2	16	.111	6	20	.231

NCAA: Vanderbilt

Team	1974-75 Conference			Overall		
	W	L	Pct.	W	L	Pct.
1. Kentucky*	15	3	.833	26	5	.839
Alabama*	15	3	.833	22	5	.814
3. Auburn	12	6	.667	18	8	.692
Tennessee	12	6	.667	18	8	.692
5. Vanderbilt	10	8	.556	15	11	.577
6. Florida	8	10	.444	12	16	.428
7. LSU	6	12	.333	10	16	.385
8. Mississippi State	5	13	.278	9	17	.346
9. Ole Miss	4	14	.222	8	18	.308
10. Georgia	3	15	.167	8	17	.320

NCAA: Alabama, Kentucky (Second)

Team	1975-76 Conference			Overall		
	W	L	Pct.	W	L	Pct.
1. Alabama*	15	3	.833	23	5	.821
2. Tennessee	14	4	.778	21	6	.778
3. Vanderbilt	12	6	.667	16	11	.593
4. Kentucky	11	7	.611	20	10	.667
Auburn	11	7	.611	16	10	.615
6. Florida	7	11	.389	12	14	.462
Georgia	7	11	.389	12	15	.444
8. Mississippi State	6	12	.333	13	13	.500
9. LSU	5	13	.278	12	14	.462
10. Ole Miss	2	16	.111	6	21	.222

NCAA: Alabama, Tennessee
NIT: Kentucky (Champion)

Team	1976-77 Conference			Overall		
	W	L	Pct.	W	L	Pct.
1. Kentucky*	16	2	.889	26	4	.867
Tennessee*	16	2	.889	22	6	.785
3. Alabama	14	4	.778	25	6	.806
4. Florida	10	8	.556	17	9	.654
5. LSU	8	10	.444	15	12	.555
6. Mississippi State	6	12	.333	14	13	.518
Auburn	6	12	.333	13	13	.500
Vanderbilt	6	12	.333	10	16	.385
9. Ole Miss	5	13	.278	11	16	.407
10. Georgia	3	15	.167	9	18	.333

NCAA: Kentucky, Tennessee
NIT: Alabama (Fourth)

Team	1977-78 Conference			Overall		
	W	L	Pct.	W	L	Pct.
1. Kentucky*	16	2	.889	30	2	.938
2. Mississippi State	13	5	.722	18	9	.667
3. LSU	12	6	.667	18	9	.667
4. Alabama	11	7	.611	17	10	.630
5. Florida	10	8	.556	15	12	.555
Auburn	10	8	.556	13	14	.481
7. Tennessee	6	12	.333	11	16	.407
8. Vanderbilt	6	12	.333	10	17	.370
9. Georgia	5	13	.278	11	16	.407
Ole Miss	5	13	.278	10	17	.370

NCAA: Kentucky (Champion)

Team	1978-79 Conference			Overall		
	W	L	Pct.	W	L	Pct.
1. LSU*	14	4	.778	23	6	.793
2. Tennessee	12	6	.667	21	12	.636
3. Mississippi State	11	7	.611	19	9	.679
Alabama	11	7	.611	22	11	.667
Vanderbilt	11	7	.611	18	9	.667
6. Kentucky	10	8	.556	19	12	.613
7. Georgia	7	11	.389	14	14	.500
8. Ole Miss	6	12	.333	11	16	.407
9. Auburn	5	13	.278	13	16	.448
10. Florida	3	15	.167	8	19	.296

Tournament Champion: Tennessee
NCAA: LSU, Tennessee
NIT: Alabama (Third), Kentucky, Mississippi State



ANNUAL STANDINGS

1979-80

Team	Conference			Overall		
	W	L	Pct.	W	L	Pct.
1. Kentucky*	15	3	.833	29	6	.829
2. LSU	14	4	.778	26	6	.813
3. Tennessee	12	6	.667	18	11	.621
Alabama	12	6	.667	18	12	.600
5. Ole Miss	9	9	.500	17	13	.567
6. Georgia	7	11	.389	14	13	.519
Vanderbilt	7	11	.389	13	13	.500
Mississippi State	7	11	.389	13	14	.481
9. Auburn	5	13	.278	10	18	.357
10. Florida	2	16	.111	7	21	.250

Tournament Champion: LSU
 NCAA: Kentucky, LSU, Tennessee
 NIT: Alabama, Ole Miss

1980-81

Team	Conference			Overall		
	W	L	Pct.	W	L	Pct.
1. LSU*	17	1	.944	31	5	.861
2. Kentucky	15	3	.833	22	6	.786
3. Tennessee	12	6	.667	21	8	.724
4. Alabama	10	8	.556	18	11	.621
5. Georgia	9	9	.500	19	12	.613
6. Ole Miss	8	10	.444	16	14	.533
7. Vanderbilt	7	11	.389	15	14	.517
8. Florida	5	13	.278	12	16	.429
9. Auburn	4	14	.222	11	16	.407
10. Mississippi State	3	15	.167	8	19	.296

Tournament Champion: Ole Miss
 NCAA: Kentucky, LSU (Fourth), Ole Miss, Tennessee
 NIT: Alabama, Georgia

1981-82

Team	Conference			Overall		
	W	L	Pct.	W	L	Pct.
1. Kentucky*	13	5	.722	22	8	.733
Tennessee*	13	5	.722	20	10	.667
3. Alabama	12	6	.667	24	7	.774
4. Ole Miss	11	7	.611	18	12	.600
LSU	11	7	.611	14	14	.500
6. Georgia	10	8	.556	19	12	.613
7. Vanderbilt	7	11	.389	15	13	.536
Auburn	7	11	.389	14	14	.500
9. Mississippi State	4	14	.222	8	19	.296
10. Florida	2	16	.111	5	22	.074

Tournament Champion: Alabama
 NCAA: Alabama, Kentucky, Tennessee
 NIT: Georgia (Third-tie), LSU, Ole Miss

1982-83

Team	Conference			Overall		
	W	L	Pct.	W	L	Pct.
1. Kentucky*	13	5	.722	23	8	.742
2. Ole Miss	10	8	.556	19	12	.613
LSU	10	8	.556	19	13	.594
4. Georgia	9	9	.500	24	10	.706
Tennessee	9	9	.500	20	12	.625
Mississippi State	9	9	.500	17	12	.586
Vanderbilt	9	9	.500	19	14	.576
8. Alabama	8	10	.444	20	12	.625
Auburn	8	10	.444	15	13	.536
10. Florida	5	13	.278	13	18	.419

Tournament Champion: Georgia
 NCAA: Alabama, Georgia (Final Four), Kentucky, Tennessee
 NIT: LSU, Ole Miss, Vanderbilt

1983-84

Team	Conference			Overall		
	W	L	Pct.	W	L	Pct.
1. Kentucky*	14	4	.778	29	5	.853
2. Auburn	12	6	.667	20	11	.645
3. LSU	11	7	.611	18	11	.621
Florida	11	7	.611	16	13	.552
5. Alabama	10	8	.556	18	12	.600
6. Tennessee	9	9	.500	21	14	.600
7. Georgia	8	10	.444	17	13	.567
Vanderbilt	8	10	.444	14	15	.483
9. Mississippi State	4	14	.222	9	19	.321
10. Ole Miss	3	15	.167	8	20	.286

Tournament Champion: Kentucky
 NCAA: Alabama, Auburn, Kentucky (Final Four), LSU
 NIT: Florida, Georgia, Tennessee

1984-85

Team	Conference			Overall		
	W	L	Pct.	W	L	Pct.
1. LSU*	13	5	.722	19	10	.655
2. Georgia	12	6	.667	22	9	.710
3. Alabama	11	7	.611	23	10	.697
Kentucky	11	7	.611	18	13	.581
5. Florida	9	9	.500	18	12	.600
Mississippi State	9	9	.500	13	15	.464
7. Auburn	8	10	.444	22	12	.647
Tennessee	8	10	.444	22	15	.595
9. Ole Miss	5	13	.278	11	17	.393
10. Vanderbilt	4	14	.222	11	17	.393

Tournament Champion: Auburn
 NCAA: Alabama, Auburn, #Georgia, Kentucky, LSU
 NIT: Florida, Tennessee (Third)

1985-86

Team	Conference			Overall		
	W	L	Pct.	W	L	Pct.
1. Kentucky*	17	1	.944	32	4	.889
2. Alabama	13	5	.722	24	9	.727
Auburn	13	5	.722	22	11	.667
4. Florida	10	8	.556	19	14	.576
5. LSU	9	9	.500	26	12	.684
Georgia	9	9	.500	17	13	.567
7. Vanderbilt	7	11	.389	13	15	.464
8. Tennessee	5	13	.278	12	16	.428
9. Ole Miss	4	14	.222	12	17	.414
10. Mississippi State	3	15	.167	6	22	.263

Tournament Champion: Kentucky
 NCAA: Alabama, Auburn, Kentucky, LSU (Final Four)
 NIT: Florida (Fourth), Georgia

1986-87

Team	Conference			Overall		
	W	L	Pct.	W	L	Pct.
1. Alabama*	16	2	.889	28	5	.848
2. Florida	12	6	.667	23	11	.676
3. Kentucky	10	8	.556	18	11	.621
Georgia	10	8	.556	18	12	.600
5. Auburn	9	9	.500	18	13	.581
6. LSU	8	10	.444	24	15	.615
Ole Miss	8	10	.444	15	14	.517
8. Vanderbilt	7	11	.389	18	16	.529
Tennessee	7	11	.389	14	15	.483
10. Mississippi State	3	15	.167	7	21	.250

Tournament Champion: Alabama
 NCAA: #Alabama, Auburn, Florida, Georgia, Kentucky, LSU
 NIT: Ole Miss, Vanderbilt

1987-88

Team	Conference			Overall		
	W	L	Pct.	W	L	Pct.
1. Kentucky@	13	5	.722	27	6	.818
2. Florida	11	7	.611	23	12	.657
Auburn	11	7	.611	19	11	.633
4. Vanderbilt	10	8	.611	20	11	.645
LSU	10	8	.611	16	14	.533
6. Tennessee	9	9	.500	16	13	.522
7. Georgia	8	10	.444	20	16	.555
8. Mississippi State	6	12	.333	14	15	.483
Alabama	6	12	.333	14	17	.452
Ole Miss	6	12	.333	13	16	.448

@ Conference Title and Conference Tournament Championship vacated
 NCAA: Auburn, #Florida, #Kentucky, LSU, Vanderbilt
 NIT: Georgia, Tennessee

1988-89

Team	Conference			Overall		
	W	L	Pct.	W	L	Pct.
1. Florida*	13	5	.722	21	13	.618
2. Alabama	12	6	.667	23	8	.742
Vanderbilt	12	6	.667	19	14	.576
4. Tennessee	11	7	.611	19	11	.633
LSU	11	7	.611	20	12	.625
6. Ole Miss	8	10	.444	15	15	.500
Kentucky	8	10	.444	13	19	.406
8. Mississippi State	7	11	.389	13	15	.464
9. Georgia	6	12	.333	15	16	.484
10. Auburn	2	16	.111	9	19	.321

Tournament Champion: Alabama
 NCAA: Alabama, Florida, LSU, Tennessee, Vanderbilt
 NIT: Ole Miss

1989-90

Team	Conference			Overall		
	W	L	Pct.	W	L	Pct.
1. Georgia*	13	5	.722	20	9	.690
2. Alabama	12	6	.667	26	9	.743
LSU	12	6	.667	23	9	.719
4. Tennessee	10	8	.556	16	14	.533
5. Ole Miss	8	10	.444	13	17	.433
Auburn	8	10	.444	13	18	.419
7. Vanderbilt	7	11	.389	21	14	.600
Mississippi State	7	11	.389	16	14	.533
9. Florida	3	15	.167	7	21	.250
Kentucky@	10	8	.556	14	14	.500

@Not eligible for championship
 Tournament Champion: Alabama
 NCAA: Alabama, Georgia, LSU
 NIT: Mississippi State, Tennessee, Vanderbilt (Champion)

1990-91

Team	Conference			Overall		
	W	L	Pct.	W	L	Pct.
1. Mississippi State*	13	5	.722	20	9	.690
LSU*	13	5	.722	20	10	.667
3. Alabama	12	6	.667	23	10	.697
4. Vanderbilt	11	7	.611	17	13	.567
5. Georgia	9	9	.500	17	13	.567
6. Florida	7	11	.389	11	17	.393
7. Auburn	5	13	.278	13	16	.448
8. Tennessee	3	15	.167	12	22	.353
Ole Miss	3	15	.167	9	19	.321
Kentucky@	14	4	.778	22	6	.786

@ Not eligible for championship
 Tournament Champion: Alabama
 NCAA: Alabama, Georgia, LSU, Mississippi State, Vanderbilt

ANNUAL STANDINGS

1991-92

EASTERN Team	Conference			Overall		
	W	L	Pct.	W	L	Pct.
1. Kentucky	12	4	.750	29	7	.806
2. Florida	9	7	.563	19	14	.576
3. Tennessee	8	8	.500	19	15	.559
4. Georgia	7	9	.438	15	14	.517
5. Vanderbilt	6	10	.375	15	15	.500
6. South Carolina	3	13	.188	11	17	.393

WESTERN Team	Conference			Overall		
	W	L	Pct.	W	L	Pct.
1. Arkansas*	13	3	.813	26	8	.765
2. LSU	12	4	.750	21	10	.677
3. Alabama	10	6	.625	26	9	.743
4. Mississippi State	7	9	.438	15	13	.536
5. Ole Miss	4	12	.250	11	17	.393
Auburn@	5	11	.313	12	15	.444

@ Not eligible for championship
Tournament Champion: Kentucky
NCAA: Alabama, Arkansas, Kentucky, LSU
NIT: Florida (Fourth), Tennessee, Vanderbilt

1992-93

EASTERN Team	Conference			Overall		
	W	L	Pct.	W	L	Pct.
1. Vanderbilt*	14	2	.875	28	6	.824
2. Kentucky	13	3	.813	30	4	.882
3. Florida	9	7	.563	16	12	.571
4. Georgia	8	8	.500	15	14	.517
5. South Carolina	5	11	.313	9	18	.333
6. Tennessee	4	12	.250	13	17	.433

WESTERN Team	Conference			Overall		
	W	L	Pct.	W	L	Pct.
1. Arkansas	10	6	.625	22	9	.710
2. LSU	9	7	.563	22	11	.667
3. Auburn	8	8	.500	15	12	.556
4. Alabama	7	9	.438	16	13	.552
5. Mississippi State	5	11	.313	13	16	.448
6. Ole Miss	4	12	.250	10	18	.357

Tournament Champion: Kentucky
NCAA: Arkansas, Kentucky (Final Four), LSU, Vanderbilt
NIT: Alabama, Auburn, Florida, Georgia

1993-94

EASTERN Team	Conference			Overall		
	W	L	Pct.	W	L	Pct.
1. Florida	12	4	.750	29	8	.784
Kentucky	12	4	.750	27	7	.794
3. Vanderbilt	9	7	.563	20	12	.625
4. Georgia	7	9	.438	14	16	.467
5. South Carolina	4	12	.250	9	19	.321
6. Tennessee	2	14	.125	5	22	.185

WESTERN Team	Conference			Overall		
	W	L	Pct.	W	L	Pct.
1. Arkansas*	14	2	.875	31	3	.912
2. Alabama	12	4	.750	20	10	.667
3. Mississippi State	9	7	.563	18	11	.621
4. Ole Miss	7	9	.438	14	13	.519
5. LSU	5	11	.313	11	16	.407
6. Auburn	3	13	.188	11	17	.393

Tournament Champion: Kentucky
NCAA: Alabama, Arkansas (National Champion), Florida (Final Four), Kentucky
NIT: Vanderbilt (Finals), Mississippi State

1994-95

EASTERN Team	Conference			Overall		
	W	L	Pct.	W	L	Pct.
1. Kentucky*	14	2	.875	28	5	.848
2. Georgia	9	7	.563	18	10	.643
3. Florida	8	8	.500	17	13	.567
4. Vanderbilt	6	10	.375	13	15	.464
5. South Carolina	5	11	.313	10	17	.370
6. Tennessee	4	12	.250	11	16	.407

WESTERN Team	Conference			Overall		
	W	L	Pct.	W	L	Pct.
1. Arkansas	12	4	.750	32	7	.821
Mississippi State	12	4	.750	22	8	.733
3. Alabama	10	6	.625	23	10	.697
4. Auburn#	7	9	.438	16	13	.552
5. LSU	6	10	.375	12	15	.444
6. Ole Miss	3	13	.188	8	19	.296

Tournament Champion: Kentucky
NCAA: Alabama, Arkansas (National Runner-Up), Florida, Kentucky, Mississippi State
NIT: Auburn, Georgia
#Auburn's records indicate self-imposed forfeitures of 20 games.

1995-96

EASTERN Team	Conference			Overall		
	W	L	Pct.	W	L	Pct.
1. Kentucky*	16	0	1.000	34	2	.944
2. Georgia	9	7	.563	21	10	.677
3. South Carolina	8	8	.500	19	12	.613
4. Vanderbilt	7	9	.438	18	14	.563
5. Tennessee	6	10	.375	14	15	.483
Florida	6	10	.375	12	16	.429

WESTERN Team	Conference			Overall		
	W	L	Pct.	W	L	Pct.
1. Mississippi State	10	6	.625	26	8	.765
2. Arkansas	9	7	.563	20	13	.606
Alabama	9	7	.563	19	13	.594
4. Auburn	6	10	.375	19	13	.594
4. Ole Miss	6	10	.375	12	15	.444
6. LSU	4	12	.250	12	17	.414

Tournament Champion: Mississippi State
NCAA: Arkansas, Georgia, Kentucky (National Champion), Mississippi State (Final Four)
NIT: Alabama (Fourth), Auburn, South Carolina, Tennessee, Vanderbilt

1996-97

EASTERN Team	Conference			Overall		
	W	L	Pct.	W	L	Pct.
1. South Carolina*	15	1	.938	24	8	.750
2. Kentucky	13	3	.813	35	5	.875
3. Georgia	10	6	.625	24	9	.727
4. Vanderbilt	9	7	.563	19	12	.613
5. Florida	5	11	.313	13	17	.433
6. Tennessee	4	12	.250	11	16	.407

WESTERN Team	Conference			Overall		
	W	L	Pct.	W	L	Pct.
1. Ole Miss	11	5	.688	20	9	.690
2. Arkansas	8	8	.500	18	14	.563
3. Alabama	6	10	.375	17	14	.548
Auburn	6	10	.375	16	15	.516
Mississippi State	6	10	.375	12	18	.400
6. LSU	3	13	.188	10	20	.333

Tournament Champion: Kentucky
NCAA: Georgia, Kentucky (Final Four), Ole Miss, South Carolina, Vanderbilt
NIT: Arkansas (Fourth)

1997-98

EASTERN Team	Conference			Overall		
	W	L	Pct.	W	L	Pct.
1. Kentucky*	14	2	.875	35	4	.897
2. South Carolina	11	5	.686	23	8	.742
3. Tennessee	9	7	.563	20	9	.690
4. Georgia	7	9	.438	20	15	.571
Vanderbilt	7	9	.438	20	13	.606
6. Florida	6	10	.375	14	15	.482

WESTERN Team	Conference			Overall		
	W	L	Pct.	W	L	Pct.
1. Ole Miss	12	4	.750	22	7	.759
2. Arkansas	11	5	.686	24	9	.727
3. Auburn	7	9	.438	16	14	.533
4. Alabama	6	10	.375	15	16	.484
5. Mississippi State	4	12	.250	15	15	.500
6. LSU	2	14	.125	9	18	.333

Tournament Champion: Kentucky
NCAA: Arkansas, Kentucky (National Champion), Ole Miss, South Carolina, Tennessee
NIT: Auburn, Florida, Georgia (Third), Vanderbilt

1998-99

EASTERN Team	Conference			Overall		
	W	L	Pct.	W	L	Pct.
1. Tennessee	12	4	.750	21	9	.700
2. Kentucky	11	5	.688	28	9	.757
3. Florida	10	6	.625	22	9	.710
4. Georgia	6	10	.375	15	15	.500
5. Vanderbilt	5	11	.313	14	15	.483
6. South Carolina	3	13	.188	8	21	.276

WESTERN Team	Conference			Overall		
	W	L	Pct.	W	L	Pct.
1. Auburn*	14	2	.875	29	4	.879
2. Arkansas	9	7	.563	23	11	.676
3. Ole Miss	8	8	.500	20	13	.606
Mississippi State	8	8	.500	20	13	.606
5. Alabama	6	10	.375	17	15	.531
6. LSU	4	12	.250	12	15	.444

Tournament Champion: Kentucky
NCAA: Arkansas, Auburn, Florida, Kentucky, Ole Miss, Tennessee
NIT: Alabama, Georgia, Mississippi State

1999-00

EASTERN Team	Conference			Overall		
	W	L	Pct.	W	L	Pct.
1. Florida*	12	4	.750	29	8	.710
Kentucky*	12	4	.750	23	10	.757
Tennessee*	12	4	.750	26	7	.700
4. Vanderbilt	8	8	.500	19	11	.483
5. South Carolina	5	11	.313	15	17	.276
6. Georgia	3	13	.188	10	20	.500

WESTERN Team	Conference			Overall		
	W	L	Pct.	W	L	Pct.
1. LSU*	12	4	.750	28	6	.824
2. Auburn	9	7	.563	24	10	.706
3. Arkansas	7	9	.438	19	15	.559
4. Alabama	6	10	.375	13	16	.448
5. Ole Miss	5	11	.313	19	14	.576
Mississippi State	5	11	.313	14	16	.467

Tournament Champion: Arkansas
NCAA: Arkansas, Auburn, Florida (National Runner-Up), Kentucky, LSU, Tennessee
NIT: Ole Miss, Vanderbilt



ANNUAL STANDINGS

2000-01

EASTERN Team	Conference			Overall		
	W	L	Pct.	W	L	Pct.
1. Kentucky*	12	4	.750	24	10	.706
Florida*	12	4	.750	24	7	.774
3. Georgia	9	7	.563	16	15	.516
4. Tennessee	8	8	.500	22	11	.667
5. South Carolina	6	10	.375	15	15	.500
6. Vanderbilt	4	12	.250	15	15	.500

WESTERN

Team	Conference			Overall		
	W	L	Pct.	W	L	Pct.
1. Ole Miss	11	5	.688	27	8	.771
2. Arkansas	10	6	.625	20	11	.645
3. Alabama	8	8	.500	25	11	.694
4. Mississippi State	7	9	.438	18	13	.581
Auburn	7	9	.438	18	14	.563
6. LSU	2	14	.125	13	16	.448

Tournament Champion: Kentucky
 NCAA: Arkansas, Florida, Georgia, Kentucky, Ole Miss, Tennessee
 NIT: Alabama (Finals), Auburn, Mississippi State, South Carolina

2001-02

EASTERN Team	Conference			Overall		
	W	L	Pct.	W	L	Pct.
1. Georgia@	10	6	.625	22	10	.688
Kentucky	10	6	.625	22	10	.688
Florida	10	6	.625	22	9	.710
4. Tennessee	7	9	.438	15	16	.484
5. Vanderbilt	6	10	.375	17	15	.531
6. South Carolina	6	10	.375	22	15	.595

WESTERN

Team	Conference			Overall		
	W	L	Pct.	W	L	Pct.
1. Alabama*	12	4	.750	27	8	.771
2. Mississippi State	10	6	.625	27	8	.771
3. Ole Miss	9	7	.563	20	11	.645
4. LSU	6	10	.375	19	15	.559
Arkansas	6	10	.375	14	15	.483
6. Auburn	4	12	.250	12	16	.429

Tournament Champion: Mississippi State
 NCAA: Alabama, Florida, Georgia@, Kentucky, Ole Miss, Mississippi State
 NIT: LSU, South Carolina (Finals), Vanderbilt
 @ Conference Eastern Division Championship and NCAA participation vacated (1-1)

2002-03

EASTERN Team	Conference			Overall		
	W	L	Pct.	W	L	Pct.
1. Kentucky*	16	0	1.000	32	4	.889
2. Florida	12	4	.750	25	8	.758
3. Georgia@	11	5	.688	19	8	.704
4. Tennessee	9	7	.563	17	12	.586
5. South Carolina	5	11	.313	12	16	.429
6. Vanderbilt	3	13	.188	11	18	.380

WESTERN

Team	Conference			Overall		
	W	L	Pct.	W	L	Pct.
1. Mississippi State	9	7	.563	21	10	.677
2. Auburn	8	8	.500	22	12	.647
LSU	8	8	.500	21	11	.656
4. Alabama	7	9	.438	17	12	.586
5. Arkansas	4	12	.250	9	19	.321
Ole Miss	4	12	.250	14	15	.483

Tournament Champion: Kentucky
 NCAA: Alabama, Auburn, Florida, Kentucky, LSU, Mississippi State
 NIT: Tennessee

2003-04

EASTERN Team	Conference			Overall		
	W	L	Pct.	W	L	Pct.
1. Kentucky	13	3	.813	27	5	.844
2. Florida	9	7	.563	20	11	.645
3. South Carolina	8	8	.500	23	11	.676
Vanderbilt	8	8	.500	23	10	.697
5. Georgia	7	9	.438	16	14	.533
Tennessee	7	9	.438	15	14	.517

WESTERN

Team	Conference			Overall		
	W	L	Pct.	W	L	Pct.
1. Mississippi State*	14	2	.875	26	4	.867
2. Alabama	8	8	.500	20	13	.606
LSU	8	8	.500	18	11	.620
4. Auburn	5	11	.313	14	14	.500
Ole Miss	5	11	.313	13	15	.464
6. Arkansas	4	12	.250	12	16	.429

Tournament Champion: Kentucky
 NCAA: Alabama, Florida, Kentucky, Mississippi State, South Carolina, Vanderbilt
 NIT: Georgia, LSU, Tennessee

2004-05

EASTERN Team	Conference			Overall		
	W	L	Pct.	W	L	Pct.
1. Kentucky*	14	2	.875	28	6	.824
2. Florida	12	4	.750	24	8	.750
3. Vanderbilt	8	8	.500	20	14	.588
4. South Carolina	7	9	.438	20	13	.606
5. Tennessee	6	10	.375	14	17	.452
6. Georgia	2	14	.125	8	20	.286

WESTERN

Team	Conference			Overall		
	W	L	Pct.	W	L	Pct.
1. Alabama	12	4	.750	24	8	.750
LSU	12	4	.750	20	10	.667
3. Mississippi State	9	7	.563	23	11	.676
4. Arkansas	6	10	.375	18	12	.600
5. Ole Miss	4	12	.250	14	17	.452
Auburn	4	12	.250	14	17	.452

Tournament Champion: Florida
 NCAA: Alabama, Florida, Kentucky, LSU, Mississippi State
 NIT: South Carolina (Champion), Vanderbilt

2005-06

EASTERN Team	Conference			Overall		
	W	L	Pct.	W	L	Pct.
1. Tennessee	12	4	.750	22	8	.733
2. Florida	10	6	.625	33	6	.846
3. Kentucky	9	7	.563	22	13	.629
4. Vanderbilt	7	9	.438	17	13	.567
5. South Carolina	6	10	.375	23	15	.605
6. Georgia	5	11	.313	15	15	.500

WESTERN

Team	Conference			Overall		
	W	L	Pct.	W	L	Pct.
1. LSU*	14	2	.875	27	9	.750
2. Alabama	10	6	.625	18	13	.581
2. Arkansas	10	6	.625	22	10	.688
4. Mississippi State	5	11	.313	15	15	.500
5. Auburn	4	12	.250	12	16	.429
Ole Miss	4	12	.250	14	16	.467

Tournament Champion: Florida
 NCAA: Alabama, Arkansas, Florida (National Champion), Kentucky, LSU (Final Four), Tennessee
 NIT: South Carolina (Champion), Vanderbilt

2006-07

EASTERN Team	Conference			Overall		
	W	L	Pct.	W	L	Pct.
1. Florida*	13	3	.813	35	5	.875
2. Vanderbilt	10	6	.625	22	12	.647
Tennessee	10	6	.625	24	11	.686
4. Kentucky	9	7	.563	22	12	.647
5. Georgia	8	8	.500	19	14	.576
6. South Carolina	4	12	.250	14	16	.467

WESTERN

Team	Conference			Overall		
	W	L	Pct.	W	L	Pct.
1. Mississippi State	8	8	.500	21	14	.600
Ole Miss	8	8	.500	21	13	.618
3. Arkansas	7	9	.438	21	14	.600
Auburn	7	9	.438	17	15	.531
Alabama	7	9	.438	20	12	.625
6. LSU	5	11	.313	17	15	.531

Tournament Champion: Florida
 NCAA: Arkansas, Florida (National Champion), Kentucky, Tennessee, Vanderbilt
 NIT: Alabama, Georgia, Ole Miss, Mississippi State

2007-08

EASTERN Team	Conference			Overall		
	W	L	Pct.	W	L	Pct.
1. Tennessee	14	2	.875	31	5	.861
2. Kentucky	12	4	.750	18	13	.581
3. Vanderbilt	10	6	.625	26	8	.765
4. Florida	8	8	.500	24	12	.667
5. South Carolina	5	11	.313	14	18	.438
6. Georgia	4	12	.250	17	17	.500

WESTERN

Team	Conference			Overall		
	W	L	Pct.	W	L	Pct.
1. Mississippi State	12	4	.750	23	11	.676
2. Arkansas	9	7	.563	23	12	.657
3. Ole Miss	7	9	.438	24	11	.686
4. LSU	6	10	.375	13	18	.419
5. Alabama	5	11	.313	17	16	.515
6. Auburn	4	12	.250	14	16	.467

Tournament Champion: Georgia
 NCAA: Arkansas, Georgia, Kentucky, Mississippi State, Tennessee, Vanderbilt
 NIT: Florida, Ole Miss

2008-09

EASTERN Team	Conference			Overall		
	W	L	Pct.	W	L	Pct.
1. Tennessee	10	6	.625	21	13	.618
South Carolina	10	6	.625	21	10	.677
3. Florida	9	7	.562	25	11	.694
2. Kentucky	8	8	.500	22	14	.611
Vanderbilt	8	8	.500	19	12	.613
6. Georgia	3	13	.188	12	20	.375

WESTERN

Team	Conference			Overall		
	W	L	Pct.	W	L	Pct.
1. LSU	13	3	.812	27	8	.771
2. Auburn	10	6	.625	24	13	.667
3. Mississippi State	9	7	.562	23	13	.639
4. Alabama	7	9	.438	18	14	.563
Ole Miss	7	9	.438	16	15	.516
6. Arkansas	2	14	.125	14	16	.467

Tournament Champion: Mississippi State
 NCAA: LSU, Mississippi State, Tennessee
 NIT: Auburn, Florida, Kentucky, South Carolina

ANNUAL STANDINGS

		2009-10			Overall		
EASTERN		Conference			Overall		
Team	W	L	Pct.	W	L	Pct.	
1. Kentucky	14	2	.875	35	3	.921	
2. Vanderbilt	12	4	.750	24	9	.727	
3. Tennessee	11	5	.688	28	9	.757	
4. Florida	9	7	.563	21	13	.618	
5. South Carolina	6	10	.375	15	16	.484	
6. Georgia	5	11	.313	14	17	.452	

		2010-11			Overall		
EASTERN		Conference			Overall		
Team	W	L	Pct.	W	L	Pct.	
1. Florida	13	3	.813	29	8	.784	
2. Kentucky	10	6	.625	29	9	.763	
3. Vanderbilt	9	7	.563	23	11	.677	
Georgia	9	7	.563	21	12	.636	
5. Tennessee	8	8	.500	19	15	.559	
6. South Carolina	5	11	.313	14	16	.467	

Tournament Champion: Kentucky
 NCAA: Florida, Kentucky, Tennessee, Vanderbilt
 NIT: Ole Miss, Mississippi State

		2011-12			Overall		
EASTERN		Conference			Overall		
Team	W	L	Pct.	W	L	Pct.	
1. Kentucky	16	0	1.000	38	2	.950	
2. Tennessee	10	6	.625	19	15	.559	
Vanderbilt	10	6	.625	25	11	.694	
Florida	10	6	.625	26	11	.703	
5. Alabama	9	7	.563	21	12	.636	
6. Mississippi State	8	8	.500	21	12	.636	
Ole Miss	8	8	.500	20	14	.588	
8. LSU	7	9	.438	18	15	.545	
9. Arkansas	6	10	.375	18	14	.563	
10. Auburn	5	11	.313	15	16	.484	
Georgia	5	11	.313	15	17	.469	
12. South Carolina	2	14	.125	10	21	.323	

		2012-13			Overall		
EASTERN		Conference			Overall		
Team	W	L	Pct.	W	L	Pct.	
1. Florida	14	4	.778	29	8	.784	
2. Kentucky	12	6	.667	21	12	.636	
Ole Miss	12	6	.667	27	9	.750	
Alabama	12	6	.667	23	13	.639	
5. Tennessee	11	7	.611	20	13	.606	
Missouri	11	7	.611	23	11	.676	
7. Arkansas	10	8	.556	19	13	.594	
8. Georgia	9	9	.500	15	17	.469	
LSU	9	9	.500	19	12	.613	
10. Vanderbilt	8	10	.444	16	17	.485	
11. Texas A&M	7	11	.389	18	15	.545	
12. South Carolina	4	14	.222	14	18	.438	
Mississippi State	4	14	.222	10	22	.313	
14. Auburn	3	15	.167	9	23	.281	

Tournament Champion: Kentucky
 NCAA: Georgia, Florida, Kentucky, Tennessee, Vanderbilt
 NIT: Alabama, Ole Miss

		2013-14			Overall		
EASTERN		Conference			Overall		
Team	W	L	Pct.	W	L	Pct.	
1. Florida	18	0	1.000	36	3	.923	
2. Kentucky	12	6	.667	29	11	.725	
Georgia	12	6	.667	20	14	.588	
4. Tennessee	11	7	.611	24	13	.649	
5. Arkansas	10	8	.556	22	12	.647	
6. Ole Miss	9	9	.500	19	14	.576	
LSU	9	9	.500	20	14	.588	
Missouri@	9	0	1.000	0	12	.000	
9. Texas A&M	8	10	.444	18	16	.529	
10. Alabama	7	11	.389	13	19	.406	
Vanderbilt	7	11	.389	15	16	.484	
12. Auburn	6	12	.333	14	16	.467	
13. South Carolina	5	13	.278	14	20	.412	
14. Mississippi State	3	15	.167	14	19	.442	

Tournament Champion: Florida
 NCAA: Florida, Kentucky, Tennessee
 NIT: Arkansas, Georgia, LSU, Missouri
 CBI: Texas A&M

@ On-the-court record 23-12 overall and 9-9 in SEC with all wins vacated by NCAA

		2014-15			Overall		
EASTERN		Conference			Overall		
Team	W	L	Pct.	W	L	Pct.	
1. Kentucky	18	0	1.000	38	1	.974	
2. Arkansas	13	5	.722	27	9	.750	
3. Georgia	11	7	.611	21	12	.636	
LSU	11	7	.611	22	11	.667	
Texas A&M	11	7	.611	21	12	.636	
Ole Miss	11	7	.611	21	13	.618	
7. Vanderbilt	9	9	.500	21	14	.600	
8. Florida	8	10	.444	16	17	.485	
Alabama	8	10	.444	19	15	.543	
10. Tennessee	7	11	.389	16	16	.500	
11. South Carolina	6	12	.333	17	16	.515	
Mississippi State	6	12	.333	13	19	.407	
13. Auburn	4	14	.222	15	20	.429	
14. Missouri	3	15	.167	9	23	.281	

Tournament Champion: Kentucky
 NCAA: Arkansas, Georgia, Kentucky, LSU, Ole Miss
 NIT: Alabama, Texas A&M, Vanderbilt

		2015-16			Overall		
EASTERN		Conference			Overall		
Team	W	L	Pct.	W	L	Pct.	
1. Texas A&M	13	5	.722	28	9	.757	
Kentucky	13	5	.722	27	9	.750	
3. South Carolina	11	7	.611	25	9	.735	
LSU	11	7	.611	19	14	.576	
Vanderbilt	11	7	.611	19	14	.576	
6. Georgia	10	8	.556	20	14	.600	
Ole Miss	10	8	.556	20	12	.625	
8. Florida	9	9	.500	21	15	.583	
Arkansas	9	9	.500	16	16	.500	
10. Alabama	8	10	.444	18	15	.546	
11. Mississippi State	7	11	.389	14	17	.452	
12. Tennessee	6	12	.333	15	19	.441	
13. Auburn	5	13	.278	11	20	.355	
14. Missouri	3	15	.167	10	21	.323	

Tournament Champion: Kentucky
 NCAA: Kentucky, Texas A&M, Vanderbilt
 NIT: Alabama, Florida, Georgia, South Carolina

		2016-17			Overall		
EASTERN		Conference			Overall		
Team	W	L	Pct.	W	L	Pct.	
1. Kentucky	16	2	.889	32	6	.842	
2. Florida	14	4	.778	27	9	.750	
3. Arkansas	12	6	.667	26	10	.722	
South Carolina	12	6	.667	26	11	.703	
5. Alabama	10	8	.556	19	15	.559	
Ole Miss	10	8	.556	22	14	.611	
Vanderbilt	10	8	.556	19	16	.543	
8. Georgia	9	9	.500	19	15	.559	
9. Tennessee	8	10	.444	16	16	.500	
Texas A&M	8	10	.444	16	15	.516	
11. Auburn	7	11	.389	18	14	.563	
12. Mississippi State	6	12	.333	16	16	.500	
13. LSU	2	16	.111	10	21	.323	
Missouri	2	16	.111	8	24	.250	

Tournament Champion: Kentucky
 NCAA: Arkansas, Florida, Kentucky, South Carolina, Vanderbilt
 NIT: Alabama, Georgia, Ole Miss

		2017-18			Overall		
EASTERN		Conference			Overall		
Team	W	L	Pct.	W	L	Pct.	
1. Auburn	13	5	.722	26	8	.765	
Tennessee	13	5	.722	26	9	.743	
3. Florida	11	7	.611	21	13	.618	
4. Kentucky	10	8	.556	26	11	.703	
Missouri	10	8	.556	20	13	.606	
Arkansas	10	8	.556	23	12	.657	
7. Mississippi State	9	9	.500	25	12	.676	
Texas A&M	9	9	.500	22	13	.629	
9. Alabama	8	10	.444	20	16	.556	
LSU	8	10	.444	18	15	.545	
11. South Carolina	7	11	.389	17	16	.515	
Georgia	7	11	.389	18	15	.545	
13. Vanderbilt	6	12	.333	12	20	.375	
14. Ole Miss	5	13	.278	12	20	.375	

Tournament Champion: Kentucky
 NCAA: Alabama, Arkansas, Auburn, Florida, Kentucky, Missouri, Tennessee, Texas A&M
 NIT: LSU, Mississippi State



ANNUAL STANDINGS

2018-19

Team	Conference			Overall		
	W	L	Pct.	W	L	Pct.
1. LSU	16	2	.889	28	7	.800
2. Kentucky	15	3	.833	30	7	.811
Tennessee	15	3	.833	31	6	.838
4. South Carolina	11	7	.611	16	16	.500
Auburn	11	7	.611	30	10	.750
6. Mississippi State	10	8	.556	23	11	.677
Ole Miss	10	8	.556	20	13	.606
8. Florida	9	9	.500	20	16	.556
9. Arkansas	8	10	.444	18	16	.529
Alabama	8	10	.444	18	16	.529
11. Texas A&M	6	12	.333	14	18	.438
12. Missouri	5	13	.278	15	17	.469
13. Georgia	2	16	.111	11	21	.344
14. Vanderbilt	0	18	.000	9	23	.281

Tournament Champion: Auburn

NCAA: Auburn, Florida, Kentucky, LSU, Ole Miss, Mississippi State, Tennessee

NIT: Alabama, Arkansas

2019-20

Team	Conference			Overall		
	W	L	Pct.	W	L	Pct.
1. Kentucky	15	3	.833	25	6	.807
2. Auburn	12	6	.667	25	6	.807
LSU	12	6	.667	21	10	.677
4. Mississippi State	11	7	.611	20	11	.645
Florida	11	7	.611	19	12	.613
6. South Carolina	10	8	.556	18	13	.581
Texas A&M	10	8	.556	16	14	.533
8. Tennessee	9	9	.500	17	14	.548
9. Alabama	8	10	.444	16	15	.516
10. Missouri	7	11	.389	15	16	.484
Arkansas	7	11	.389	20	12	.625
12. Ole Miss	6	12	.333	15	17	.469
13. Georgia	5	13	.278	16	16	.500
14. Vanderbilt	3	15	.167	11	21	.344

NOTE: The 2020 SEC Tournament was canceled after two games and the NCAA Tournament was canceled due to the COVID-19 pandemic.

From 1933-50 the SEC Champion was determined by a tournament, except for 1935. Since 1951, when the round-robin schedule was introduced, the title has been decided by a winning percentage on the conference schedule. From 1951-64 the round-robin consisted of 14 games. In 1965 and 1966 it was expanded to 16 games. From 1967-91 the round-robin schedule was 18 games. In 1992 the SEC split into an Eastern and Western Division, but continued to recognize an SEC Champion based on a winning percentage over the 16-game conference schedule. The league also began awarding division championships. In 1979 the tournament was renewed with the winner receiving the SEC's automatic bid to the NCAA Tournament. (* SEC Champion; # Participation vacated by NCAA).

WINNINGEST SEC COACHES

All Games

By Percentage (SEC Schools Only)

Pct	Coach, School(s)	Seasons	Yrs	W-L
1. .822	Adolph Rupp, UK	1931-52; 1954-72	41	876-190
2. .814	Rick Pitino, UK	1989-97	8	219-50
3. .811	John Calipari, UK	2010-Present	11	330-77
4. .796	C.C. Stroud, LSU	1914-18; 1920	6	88-21
5. .781	Zora Clevenger, UT	1912-16	5	50-14
6. .751	Tubby Smith, UG/UK	UG 1996-97	2	45-19
		UK 1998-07	10	263-83
7. .748	Joe B. Hall, UK	1973-85	13	297-100
8. .715	Billy Donovan, UF	1997-15	19	467-186
9. .713	Ray Mears, UT	1963-77	15	278-112
10. .697	E.C. Hayes, MS	1912-24	12	124-54
11. .692#	Wimp Sanderson, UA	1981-92	12	265-118
12. .687	Herman Stegeman, UG	1920-31	12	170-78
13. .684*	Nolan Richardson, AR	1992-02	11	249-115
14. .684	Joel Eaves, AU	1950-63	14	214-99
15. .673	Roy Skinner, VU	1959; 1962-76	16	278-135
16. .665	Babe McCarthy, MS	1956-65	10	169-85
17. .660	Bruce Pearl, UT/AU	UT 2006-11	6	145-61
		AU 2015-Present	6	125-78
18. .658	Hank Crisp, UA	1924-42; 1946	20	264-133
19. .650	Bob Polk, VU	1948-58; 1960-61	13	197-106
20. .638	Rick Stansbury, MS	1999-12	14	293-166
21. .635	R.L. Sullivan, UM	1919-25	7	66-38
22. .628	John Mauer, UK/UT/UF	UK 1928-30	3	40-14
		UT 1939-43; 1945-47	8	127-41
		UF 1952-60	9	98-102
23. .628	Homer Hazel, UM	1926-30	5	54-32
24. .624	Mike White, UF	2016-Present	5	108-65
25. .624	Mike Anderson, AR	2012-19	8	169-102

By Victories (SEC Schools Only)

Wins	Coach, School(s)	Seasons	Yrs	W-L
1. 875	Adolph Rupp, UK	1931-52; 54-72	42	875-190
2. 467	Billy Donovan, UF	1997-15	19	467-186
3. 448	Dale Brown, LS	1973-97	25	448-301
4. 340	C.M. Newton, UA/VU	UA 1969-80	12	211-123
		VU 1982-89	8	129-115
		340 Harry Rabenhorst, LS	29	340-264
6. 332	Kevin Stallings, VU	2000-16	17	332-220
7. 308	Tubby Smith, UG/UK	UG 1996-97	2	45-19
		UK 1998-07	10	263-83
8. 330	John Calipari, UK	2010-Present	11	330-77
9. 297	Joe B. Hall, UK	1973-85	13	297-100
9. 297#	Hugh Durham, UG	1979-95	17	297-215
11. 293	Rick Stansbury, MS	1999-12	14	293-166
12. 278	Ray Mears, UT	1963-77	15	278-112
		278 Roy Skinner, VU	16	278-135
14. 270	Bruce Pearl, UT/AU	UT 2006-11	6	145-61
		AU 2015-Present	5	125-78
15. 265#	Wimp Sanderson, UA	1981-92	12	265-118
		265 John Mauer, UK/UT/UF	3	40-14
		UT 1939-43; 45-47	8	127-41
		UF 1952-60	9	98-102
17. 264	Hank Crisp, UA	1924-42; 1946	20	264-137
18. 249*	Nolan Richardson, AR	1992-02	11	249-115
19. 245	Andy Kennedy, UM	2007-18	12	245-156
20. 232#	Norm Sloan, UF	1961-66; 81-89	15	232-192
21. 219	Rick Pitino, UK	1989-97	8	219-50
22. 214	Joel Eaves, AU	1950-63	14	214-99
23. 211	Don DeVoe, UT/UF	UT 1979-89	11	204-137
		UF 1990	1	7-21
24. 210	Mark Gottfried, UA	1999-09	11	210-131
25. 204	Eddie Fogler, VU/SC	VU 1989-93	4	81-48
		USC 1994-2001	8	123-117

Minimum Five Years And .500 Winning Percentage

SEC Games

By Percentage (SEC Schools Only)

Pct	Coach, School(s)	Seasons	Yrs	W-L
1. .841	Adolph Rupp, UK	1933-52; 1954-72	39	397-75
2. .800	Rick Pitino, UK	1989-97	8	104-26
3. .787	John Calipari, UK	2010-Present	11	151-41
4. .735	Joe B. Hall, UK	1973-85	13	172-62
5. .724	Tubby Smith, UG/UK	UG 1996-97	2	19-13
		UK 1998-07	10	120-40
6. .723	John Mauer, UT	1939-43; 1945-47	8	60-23
7. .705	Ray Mears, UT	1963-77	15	182-76
8. .647	Hank Crisp, UA	1933-42; 1946	11	112-61
9. .645	Billy Donovan, UF	1997-15	19	200-110
10. .638	Roy Skinner, VU	1959; 1962-76	16	171-97
11. .623	Joel Eaves, AU	1950-63	14	124-75
12. .620	Babe McCarthy, MS	1956-65	10	88-54
13. .619*	Nolan Richardson, AR	1992-02	11	109-67
14. .617	Wimp Sanderson, UA	1981-92	12	132-82
15. .603	Harry Rabenhorst, LSU	1933-42; 1946-57	22	178-117
16. .588	Bob Polk, VU	1948-58; 1960-61	13	107-75
17. .588	Floyd Burdette, UA	1947-52	6	57-40
18. .574	Bruce Pearl, UT/AU	UT 2006-11	6	65-31
		AU 2015-Present	6	52-56
19. .549	Mike Anderson, AR	2012-19	8	78-64
20. .545	Rick Stansbury, MS	1999-12	14	122-102
21. .543	Dale Brown, LSU	1973-97	25	238-200
22. .542	C.M. Newton, UA/VU	UA 1969-80	12	131-85
		VU 1982-89	8	64-80
23. .528	Emmett Lowery, UT	1948-59	12	84-75
24. .521	David Hobbs, UA	1993-98	6	50-46
25. .510	Andy Kennedy, UM	2007-18	12	102-98

By Victories (SEC Schools Only)

Wins	Coach, School(s)	Seasons	Yrs	W-L
1. 397	Adolph Rupp, UK	1933-52; 1954; 72	39	397-75
2. 238	Dale Brown, LS	1973-97	25	238-200
3. 200	Billy Donovan, UF	1997-15	19	200-110
4. 195	C.M. Newton, UA/VU	UA 1969-80	12	131-85
		VU 1982-89	8	64-80
5. 182	Ray Mears, UT	1963-77	15	182-76
6. 178	Harry Rabenhorst, LS	1933-42	22	178-117
7. 172	Joe B. Hall, UK	1973-85	13	172-62
8. 171	Roy Skinner, VU	1959; 1962-76	16	171-97
9. 151	John Calipari, UK	2010-Present	11	151-41
10. 141	Hugh Durham, UG	1979-95	16	141-141
11. 139	Tubby Smith, UG/UK	UG 1996-97	2	19-13
		UK 1998-07	10	120-40
12. 138	Kevin Stallings, VU	2000-16	17	138-142
13. 132	Wimp Sanderson, UA	1981-92	12	132-82
14. 126	Norm Sloan, UF	1961-66; 1981-89	15	126-124
15. 124	Joel Eaves, AU	1950-63	14	124-75
16. 122	Rick Stansbury, MS	1999-12	14	122-102
17. 117	Bruce Pearl, UT/AU	UT 2006-11	6	65-31
		AU 2015-Present	6	52-56
18. 112	Hank Crisp, UA	1933-42; 1946	11	112-61
19. 110	Don DeVoe, UT/UF	UT 1979-89	11	107-91
		UF 1990	1	3-15
20. 109*	Nolan Richardson, AR	1992-02	11	109-67
20. 107	Bob Polk, VU	1948-58; 1960-61	13	107-75
22. 104	Rick Pitino, UK	1989-97	8	104-26
23. 103	John Mauer, UT/UF	UT 1939-43; 1945-47	8	60-23
		UF 1952-60	9	43-82

Minimum 100 Wins

*Prior to the 1991-92 season, Arkansas competed in the Southwest Conference.

Records reflect NCAA Tournament games that were later vacated. On-the-court records: Sanderson 267-119 (.692); Durham 298-216 (.580); Sloan 235-194 (.548)



SEC CHAMPIONSHIP COACHES

SEC Championships

Coach, School	Titles	Years
Adolph Rupp, Kentucky	27	1933, 35, 37, 39, 40, 42, 44, 45, 46, 47, 48, 49, 50, 51, 52, 53t, 55, 57, 58, 62t, 64, 66, 68, 69, 70, 71, 72t
Joe B. Hall, Kentucky	8	1973, 75t, 77t, 78, 80, 82t, 83, 84
Billy Donovan, Florida	6	2000t, 01t, 07, 11, 13, 14
John Calipari, Kentucky	6	2010, 12, 15, 16t, 17, 20
Tubby Smith, Kentucky	5	1998, 00t, 01t, 03, 05
Babe McCarthy, Mississippi State	4	1959, 61, 62t, 63
Dale Brown, LSU	4	1979, 81, 85, 91t
Harry Rabenhorst, LSU	3	1934t, 53t, 54
C.M. Newton, Alabama	3	1974t, 75, 76
Roy Mears, Tennessee	3	1967, 72t, 77
John Mauer, Tennessee	2	1941, 43
Roy Skinner, Vanderbilt	2	1965, 74t
Nolan Richardson, Arkansas	2	1992, 94
Rick Pitino, Kentucky	2	1995, 96
Eddie Fogler, Vanderbilt/South Carolina	2	1993 (VU), 97 (USC)
John Brady, LSU	2	2000t, 06
Bruce Pearl, Tennessee/Auburn	2	2008, 18t
Hank Crisp, Alabama	1	1934t
Blair Guillon, Tennessee	1	1936
Roy Mundorf, Georgia Tech	1	1938
Johnny Dee, Alabama	1	1956
Joel Eaves, Auburn	1	1960
Don DeVoe, Tennessee	1	1982t
Eddie Sutton, Kentucky	1#	1986
Wimp Sanderson, Alabama	1	1987
Norm Sloan, Florida	1	1989
Hugh Durham, Georgia	1	1990
Richard Williams, Mississippi State	1	1991t
Cliff Ellis, Auburn	1	1999
Jerry Green, Tennessee	1	2000t
Mark Gottfried, Alabama	1	2002
Rick Stansbury, Mississippi State	1	2004
Trent Johnson, LSU	1	2009
Billy Kennedy, Texas A&M	1	2016t
Rick Barnes, Tennessee	1	2018t
Will Wade, LSU	1	2019

1988 title vacated

SEC Division Championships

Coach, School	Titles	Years
Tubby Smith, Kentucky	7	1998, 00t, 01t, 02t, 03, 04, 05
Billy Donovan, Florida	5	2000t, 01t, 02t, 11
Rick Stansbury, Mississippi State	5	2003, 04, 07t, 08, 10t
Nolan Richardson, Arkansas	4	1992, 93, 94, 95t
Rick Pitino, Kentucky	4	1992, 94t, 95, 96
John Brady, LSU	3	2000, 05, 06
Bruce Pearl, Tennessee	3	2006, 08, 09t
Richard Williams, Mississippi State	2	1995t, 96
Eddie Fogler, Vanderbilt/South Carolina	2	1993 (VU), 97 (USC)
Rob Evans, Ole Miss	2	1997, 98
Jerry Green, Tennessee	2	1999, 00t
Mark Gottfried, Alabama	2	2002, 05
Andy Kennedy, Ole Miss	2	2007t, 10t
Lon Kruger, Florida	1	1994t
Cliff Ellis, Auburn	1	1999
Rod Barnes, Ole Miss	1	2001
Jim Harrick, Georgia	1	2002t
Trent Johnson, LSU	1	2009
Darrin Horn, South Carolina	1	2009t
John Calipari, Kentucky	1	2010
Anthony Grant, Alabama	1	2011

INDIVIDUAL RECORDS

Points – Game

*69	Pete Maravich, LS vs. Alabama – 1970
66	Pete Maravich, LS vs. Tulane – 1969
64	Pete Maravich, LS vs. Kentucky – 1970
63	Johnny Neumann, UM vs. LSU – 1971
61	Pete Maravich, LS vs. Vanderbilt – 1970
60	Bob Pettit, LS vs. Louisiana College – 1954
60	John Mengelt, AU vs. Alabama – 1970
60	Johnny Neumann, UM vs. Baylor – 1971
59	Pete Maravich, LS vs. Alabama – 1968
58	Pete Maravich, LS vs. Mississippi St. – 1968
58	Pete Maravich, LS vs. Georgia – 1969
57	Bob Pettit, LS vs. Georgia – 1954
57	Johnny Neumann, UM vs. So. Miss – 1971
55	Pete Maravich, LS vs. Auburn – 1968
55	Pete Maravich, LS vs. Tulane – 1969
55	Pete Maravich, LS vs. Mississippi St. – 1969
55	Pete Maravich, LS vs. Alabama – 1970
55	Pete Maravich, LS vs. Kentucky – 1970
55	Pete Maravich, LS vs. Mississippi St. – 1970
55	Chris Jackson, LS vs. Ole Miss – 1989
54	Pete Maravich, LS vs. Vanderbilt – 1968
54	Pete Maravich, LS vs. Auburn – 1969
54	Tony Miller, UF vs. Chicago State – 1972
54	Jodie Meeks, UK vs. Tennessee – 2009
53	Pete Maravich, LS vs. Duquesne – 1969
53	Dan Issel, UK vs. Ole Miss – 1970
53	Pete Maravich, LS vs. St. John's – 1970
53	Pete Maravich, LS vs. Ole Miss – 1970
53	Johnny Neumann, UM vs. Vanderbilt – 1971
53	Chris Jackson, LS vs. Florida – 1988
53	Gerald Glass, UM vs. LSU – 1989
53	Shaquille O'Neal, LS vs. Arkansas State – 1990
52	Pete Maravich, LS vs. Tulane – 1968
52	Pete Maravich, LS vs. Kentucky – 1968
52	Pete Maravich, LS vs. Loyola – 1969
52	Pete Maravich, LS vs. Kentucky – 1969
52	Pete Maravich, LS vs. Florida – 1970
51	Cliff Hagan, UK vs. Temple – 1954
51	Pete Maravich, LS vs. Loyola – 1968
51	Pete Maravich, LS vs. Georgia – 1968
51	Dan Issel, UK vs. LSU – 1970
51	Johnny Neumann, UM vs. Arkansas A&M – 1971
51	Tony White, UT vs. Auburn – 1987
51	Chris Jackson, LS vs. Texas – 1990
51	Rotnei Clarke, AR vs. Alcorn State – 2010
50	Bob Burrow, UK vs. LSU – 1956
50	Mike Nordholz, UA vs. Southern Miss – 1967
50	Ron Widby, UT vs. LSU – 1967
50	Pete Maravich, LS vs. Florida – 1969
50	Pete Maravich, LS vs. Southern Cal – 1970
50	Chris Jackson, LS vs. Tennessee – 1989

Points – Season

#1,381	Pete Maravich, LS – 1970
1,148	Pete Maravich, LS – 1969
1,138	Pete Maravich, LS – 1968
965	Chris Jackson, LS – 1989
948	Dan Issel, UK – 1970
923	Johnny Neumann, UM – 1971
889	Chris Jackson, LS – 1990
854	Jodie Meeks, UK – 2009
841	Gerald Glass, UM – 1989
806	Allan Houston, UT – 1991
<i>Conference games only:</i>	
851	Pete Maravich, LS – 1970

Points – Career

#3,667	Pete Maravich, LS – 1968-70
2,801	Allan Houston, UT – 1990-93
2,328	John Stroud, UM – 1977-80
2,311	Chuck Person, AU – 1983-86
2,249	Ernie Grunfeld, UT – 1974-77
2,219	Tony White, UT – 1984-87
2,168	Reggie King, UA – 1976-79
2,142	Jeff Malone, MS – 1980-83
2,138	Dan Issel, UK – 1968-70
2,131	Chris Lofton, UT – 2005-08
2,123	Mike Mitchell, AU – 1975-78
2,119	BJ McKie, SC – 1996-99
2,111	Litterial Green, UG – 1989-92
2,103	Reggie Johnson, UT – 1977-80
2,090	Ronnie Williams, UF – 1981-84
2,080	Durand Macklin, LS – 1977-81
2,080	Kenny Walker, UK – 1983-86
2,078	Joe Harvell, UM – 1990-93
2,066	Wesley Person, AU – 1991-94
2,065	Dale Ellis, UT – 1980-83
2,038	Jack Givens, UK – 1975-78
2,033	Kenny Boynton, UF – 2009-13
2,030	Bailey Howell, MS – 1957-59
2,021	Chris Warren, UM – 2008-11
2,012	Quindary Weatherspoon, MS – 2015-19
2,011	Shan Foster, VU – 2005-08
<i>Conference games only:</i>	
2,383	Pete Maravich, LS (54 games) – 1968-70

Points Per Game – Season

#44.5	Pete Maravich, LS (1,381/31g) – 1970
44.2	Pete Maravich, LS (1,148/26g) – 1969
43.8	Pete Maravich, LS (1,138/26g) – 1968
40.1	Johnny Neumann, UM (923/23g) – 1971
33.9	Dan Issel, UK (948/28g) – 1970
31.4	Bob Pettit, LS (785/25g) – 1954
30.2	Chris Jackson, LS (965/32g) – 1989
30.1	Joe Gibbon, UM (631/21g) – 1957
28.4	John Mengelt, AU (738/26g) – 1971
28.3	Jim Ashmore, MS (708/25g) – 1957
<i>Conference games only:</i>	
47.2	Pete Maravich, LS (851 points/18g) – 1970

Points Per Game – Career

#44.2	Pete Maravich, LS (3,667/83g) – 1968-70
40.1	Johnny Neumann, UM (923/23g) – 1971
29.0	Chris Jackson, LS (1,854/64g) – 1989-90
27.4	Bob Pettit, LS (1,972/72g) – 1952-54
27.1	Bailey Howell, MS (2,030/75g) – 1957-59
26.1	Gerald Glass, UM (1,564/60g) – 1989-90
25.8	Bernard King, UT (1,962/76g) – 1975-77
25.8	Dan Issel, UK (2,138/83g) – 1968-70
24.9	John Mengelt, AU (1,920/77g) – 1969-71
24.8	Denver Brackeen, UM (1,040/42g) – 1954-55
<i>Conference games only:</i>	
44.1	Pete Maravich, LS (2,383/54g) – 1968-70

Field Goals Made – Game

*26	Pete Maravich, LS vs. Vanderbilt (54 att) – 1970
*26	Pete Maravich, LS vs. Alabama (57 att) – 1970
*26	Johnny Neumann, UM vs. LSU (40 att) – 1971
25	Pete Maravich, LS vs. Tulane (51 att) – 1969
24	Pete Maravich, LS vs. Alabama (52 att) – 1968
24	Johnny Neumann, UM vs. Baylor (40 att) – 1971
23	Bob Pettit, LS vs. Georgia – 1954
23	Pete Maravich, LS vs. Kentucky (42 att) – 1970
23	John Mengelt, AU vs. Alabama (44 att) – 1970
23	Dan Issel, UK vs. Ole Miss – 1970
23	Johnny Neumann, UM vs. Vanderbilt (49 att) – 1971
22	Bob Pettit, LS vs. Louisiana Coll. (36 att) – 1954
22	Don Kessinger, UM vs. Tulane (28 att) – 1963
22	Mike Nordholz, UA vs. So. Miss (33 att) – 1966
22	Mike Nordholz, UA vs. So. Miss (30 att) – 1967
22	Pete Maravich, LS vs. Vanderbilt (57 att) – 1968
22	Pete Maravich, LS vs. Mississippi St. – 1968
22	Pete Maravich, LS vs. Mississippi St. (44 att) – 1970

Field Goals Made – Season

#522	Pete Maravich, LS (1,168 att) – 1970
433	Pete Maravich, LS (976 att) – 1969
432	Pete Maravich, LS (1,022 att) – 1968
369	Dan Issel, UK (667 att) – 1970
366	Johnny Neumann, UM (792 att) – 1971
359	Chris Jackson, LS (739 att) – 1989
326	Gerald Glass, UM (613 att) – 1989
323	Jeff Malone, MS (608 att) – 1983
312	Shaquille O'Neal, LS (497 att) – 1991
310	Dominique Wilkins, UG (582 att) – 1981
310	Chuck Person, AU (597 att) – 1986
305	Chris Jackson, LS (662 att) – 1990
303	Kevin Grevey, UK (592 att) – 1975
297	Ron Mercer, UK (603 att) – 1997
294	Shaquille O'Neal, LS (478 att) – 1992
289	Reggie King, UA (507 att) – 1979
286	Reggie Johnson, UT (487 att) – 1979

Conference games only:

338	Pete Maravich, LS (741 att) – 1970
-----	------------------------------------

Field Goals Made – Career

#1,387	Pete Maravich, LS (3,166 att) – 1968-70
1,017	Chuck Person, AU (1,899 att) – 1983-86
926	Mike Mitchell, AU (1,830 att) – 1975-78
906	Jeff Malone, MS (1,768 att) – 1980-83
902	Allan Houston, UT (1,961 att) – 1990-93
894	John Stroud, UM (1,695 att) – 1977-80
867	Ernie Grunfeld, UT (1,712 att) – 1974-77
864	Reggie Johnson, UT (1,489 att) – 1977-80
852	Durand Macklin, LS (1,431 att) – 1977-81
846	Tony White, UT (1,704 att) – 1984-87
843	Jack Givens, UK (1,638 att) – 1975-78
842	Reggie King, UA (1,514 att) – 1976-79
832	Dale Ellis, UT (1,389 att) – 1980-83
825	Dan Issel, UK (1,591 att) – 1968-70
813	Joe Harvell, UM (1,708 att) – 1990-93
<i>Conference games only:</i>	
917	Pete Maravich, LS (2,100 att) – 1968-70



INDIVIDUAL RECORDS

Field Goal Attempts – Game

- 57 Pete Maravich, LS vs. Vanderbilt (22 m) – 1969
- 57 Pete Maravich, LS vs. Alabama (26 m) – 1970
- 54 Pete Maravich, LS vs. Vanderbilt (26 m) – 1970
- 53 Pete Maravich, LS vs. Kentucky (21 m) – 1969
- 51 Pete Maravich, LS vs. Tulane (25 m) – 1969
- 50 Johnny Neumann, UM vs. Kentucky (20 m) – 1971
- 49 Pete Maravich, LS vs. Miss St. (20 m) – 1969
- 49 Johnny Neumann, UM vs. Vanderbilt (23 m) – 1971
- 48 Pete Maravich, LS vs. Tulane (20 m) – 1969
- 47 Pete Maravich, LS vs. Tulane (21 m) – 1968

Field Goal Attempts – Season

- #1,168 Pete Maravich, LS (552 m) – 1970
- 1,022 Pete Maravich, LS (432 m) – 1968
- 976 Pete Maravich, LS (433 m) – 1969
- 792 Johnny Neumann, UM (366 m) – 1971
- 739 Chris Jackson, LS (359 m) – 1989
- 667 Dan Issel, UK (369 m) – 1970
- 662 Chris Jackson, LS (305 m) – 1990
- 633 Cliff Hagan, UK (264 m) – 1952
- 632 Bill Spivey, UK (252 m) – 1951
- 619 Bill Spivey, UK (225 m) – 1950

Conference games only:

- 741 Pete Maravich, LS (338 m) – 1970

Field Goal Attempts – Career

- #3,166 Pete Maravich, LS (1,387 m) – 1968-70
 - 1,961 Allan Houston, UT (902 m) – 1990-93
 - 1,899 Chuck Person, AU (1,017 m) – 1983-86
 - 1,830 Mike Mitchell, AU (926 m) – 1975-78
 - 1,777 Eddie Johnson, AU (789 m) – 1974-77
 - 1,768 Jeff Malone, MS (906 m) – 1980-83
 - 1,723 Jerry Harper, UA (683 m) – 1953-56
 - 1,712 Ernie Grunfeld, UT (867 m) – 1974-77
 - 1,708 Joe Harvell, UM (813 m) – 1990-93
 - 1,704 Tony White, UT (846 m) – 1984-87
- Conference games only:
- 2,110 Pete Maravich, LS (917 m) – 1968-70

Field Goal Percentage – Game (Min. 10 att)

- *100.0 Durand Macklin, LS vs. Mississippi St. (12-12) – 1980
- 100.0 Michael Ansley, UA vs. N.M. State (12-12) – 1987
- 100.0 Jarrell Evans, UM vs. Abilene (12-12) – 1994
- 100.0 Rodney Dent, UK vs. Morehead State (12-12) – 1994
- 100.0 David Lee, UF vs. Northeastern (12-12) – 2003
- 100.0 Bob Lienhard, UG vs. Georgia Tech (11-11) – 1968
- 100.0 Bobby Lee Hurt, UA vs. Texas Southern (11-11) – 1982
- 100.0 Kenny Walker, UK vs. Western Kentucky (11-11) – 1986
- *100.0 Troy McKoy, SC vs. Georgia (11-11) – 1993
- *100.0 Bill Wilson, LS vs. Georgia (10-10) – 1964
- 100.0 Mack Crenshaw, UG vs. Clemson (10-10) – 1964
- 100.0 Mike Jackson, UT vs. Missouri (10-10) – 1974
- 100.0 Randall Leath, UF vs. Biscayne (10-10) – 1981
- *100.0 Charles Barkley, AU vs. Georgia (10-10) – 1983
- 100.0 Michael Ansley, UA vs. Murray State (10-10) – 1985
- 100.0 Stanley Roberts, LS vs. Loyola Marymount (10-10) – 1990
- 100.0 Joakim Noah, UF vs. Savannah State (10-10) – 2006
- 100.0 Erik Murphy, UF vs. Wisconsin (10-10) – 2013
- 94.1 Bernard King, UT vs. Vermont (16-17) – 1974
- 93.8 Laimonas Chatkevicius vs. High Point (15-16) – 2016
- 92.9 Reggie Hannah, UF vs. Hofstra (13-14) – 1977
- 92.9 Eugene McDowell, UF vs. Mississippi St. (13-14) – 1983
- 92.3 Bob Lienhard, UG vs. Florida (12-13) – 1970
- 92.3 Dwayne Schintzius, UF vs. Tennessee (12-13) – 1989
- 92.3 Dwayne Davis, UF vs. Stanford (12-13) – 1990
- 92.3 Larry Davis, SC vs. Davidson (12-13) – 1996
- 92.3 Steve Hamer, UT vs. Alabama (12-13) – 1996
- 92.3 A.J. Ogilvy, VU vs. Auburn (12-13) – 2008
- 92.3 Damian Jones, VU vs. Florida (12-13) – 2016

Field Goal Percentage – Season (Min. 200 att)

- 72.6 Donta Hall, UA (151-208) – 2018
- 72.2 Dwayne Davis, UF (179-248) – 1989
- 67.1 Cameron Burns, MS (167-249) – 1989
- 66.4 Bobby Lee Hurt, UA (168-255) – 1984
- 66.0 Daniel Gafford, AR (214-324) – 2019
- 65.7 Michael Bradley, UK (157-239) – 1999
- 65.4 Dale Ellis, UT (257-393) – 1982
- 64.7 Tyler Davis, AM (143-221) – 2016
- 64.6 Eugene McDowell, UF (203-314) – 1983
- 64.5 Reggie Johnson, UT (131-203) – 1977
- 63.5 Rick Robey, UK (167-363) – 1978
- 64.4 Wiley Peck, MS (154-239) – 1979
- 64.4 Nick Richards, UK (163-253) – 2020
- 64.4 Charles Barkley, AU (161-250) – 1983
- 64.3 Lavon Mercer, UG (146-227) – 1979
- 64.0 Erick Dampier, MS (153-239) – 1995
- 63.4 Will Perdue, VU (234-369) – 1988
- 63.3 Dwayne Curtis, UM (212-335) – 2008
- 63.2 Bob Lienhard, UG (215-340) – 1970
- 63.2 Robert Williams, AM (139-220) – 2018

Conference games only:

- 71.2 Bobby Lee Hurt, UA (104-146) – 1984

Field Goal Percentage – Career (Min. 500 att)

- 66.1 Donta Hall, UA (400-605) – 2015-19
 - 64.1 Dwayne Davis, UF (572-892) – 1987-91
 - 63.5 Daniel Gafford, AR (378-595) – 2017-19
 - 63.1 Bobby Lee Hurt, UA (646-1,024) – 1982-85
 - 62.6 Charles Barkley, AU (467-746) – 1982-84
 - 61.5 Joakim Noah, UF (411-668) – 2005-07
 - 61.2 Tyler Davis, AM (515-842) – 2015-18
 - 61.1 Kourtney Roberson, AM (348-570) – 2012-15
 - 61.0 Shaquille O'Neal, LS (786-1,289) – 1990-92
 - 60.9 Aaron Swinson, AU (574-943) – 1992-94
 - 60.6 Willie Jones, VU (367-606) – 1980-82
 - 60.6 Will Perdue, VU (519-856) – 1984, 1986-88
 - 60.1 Marquis Estill, UK (365-607) – 2001-03
 - 59.9 Vernon Macklin, UF (347-579) – 2009-11
 - 59.7 Bob Lienhard, UG (663-1,110) – 1968-70
 - 59.7 Eugene McDowell, UF (642-1,075) – 1981-84
 - 59.5 Dale Ellis, UT (832-1,399) – 1980-83
 - 59.3 Willie Cauley-Stein, UK (346-583) – 2012-15
 - 59.3 Charles Hurt, UK (303-511) – 1980-83
 - 59.1 Melvin Turpin, UK (626-1,059) – 1981-84
- Conference games only:
- 64.5 Bobby Lee Hurt, UA (272-422) – 1982-85

INDIVIDUAL RECORDS

Three-Point Field Goals Made – Game

- 13 Roinei Clarke, AR vs. Alcorn St. (17 att) – 2010
- 12 Alex Dillard, AR vs. Delaware State (22 att) – 1994
- *11 Michael Frazier, UF vs. South Carolina (18 att) – 2014
- 10 Chris Jackson, LS vs. Tennessee (20 att) – 1990
- 10 Lance Weems, AU vs. Arkansas (19 att) – 1996
- 10 Pat Bradley, AR vs. North Texas (24 att) – 1999
- 10 Jodie Meeks, UK vs. Tennessee (15 att) – 2009
- 10 Roinei Clarke, AR vs. ETSU (17 att) – 2010
- 10 Marshall Henderson, UM vs. Oregon (23 att) – 2014
- 10 John Petty, UA vs. Alabama A&M (13 att) – 2018
- 10 Isaiah Joe, AR vs. FIU (13 att) – 2019
- 10 John Petty, UA vs. Samford (13 att) – 2020

Three-Point Field Goals Made – Season

- 141 Bryce Brown, AU (344 att) – 2019
- 138 Marshall Henderson, UM (394 att) – 2013
- 134 Shan Foster, VU (286 att) – 2008
- 134 John Jenkins, VU (305 att) – 2012
- 129 Marshall Henderson, UM (377 att) – 2014
- 118 Chris Lofton, UT (307 att) – 2008
- 118 Michael Frazier, UF (264 att) – 2014
- 117 Jamel Bradley, SC (294 att) – 2002
- 117 Jodie Meeks, UK (288 att) – 2009
- 114 Chris Lofton, UT (261 att) – 2006
- 113 Eric Washington, UA (279 att) – 1996
- 113 Lee Humphrey, UF (246 att) – 2006
- 113 Lee Humphrey, UF (246 att) – 2007
- 113 Jamal Murray, UK (277 att) – 2016
- 113 Isaiah Joe, AR (273 att) – 2019

Three-Point Field Goals Made – Career

- 431 Chris Lofton, UT (1,021 att) – 2005-08
- 382 Bryce Brown, AR (975 att) – 2015-19
- 367 Shan Foster, VU (872 att) – 2005-08
- 366 Pat Bradley, AR (915 att) – 1996-99
- 346 Allan Houston, UT (817 att) – 1990-93
- 334 Chris Warren, UM (900 att) – 2008-11
- 333 Kenny Boynton, UF (978 att) – 2009-13
- 306 John Jenkins, VU (699 atts) – 2010-12
- 296 Ronnie McMahan, VU (774 att) – 1992-95
- 288 Scott Draud, VU (657 att) – 1987-88, 1990-91
- 288 Lee Humphrey, UF (649 att) – 2004-07

Three-Point Field Goal Attempts – Game

- 24 Pat Bradley, AR vs. North Texas (10 m) – 1999
- 23 Marshall Henderson, UM vs. Oregon (10 m) – 2014
- 22 Alex Dillard, AR vs. Delaware St. (12 m) – 1994
- *20 Chris Jackson, LS vs. Ole Miss (9 m) – 1989
- *20 Chris Jackson, LS vs. Tennessee (10 m) – 1990
- 20 Chris Lofton, UT vs. N.C. A&T (8 m) – 2008
- 19 Derrick Miller, UK vs. Kansas (8 m) – 1990
- 19 Lance Weems, AU vs. Arkansas (10 m) – 1996
- 19 Marshall Henderson, UM vs. Tennessee (8 m) – 2014
- 19 Marshall Henderson, UM vs. Mississippi St. (7 m) – 2014
- 19 Bryce Brown, AU vs. Ole Miss (7 m) – 2019

Three-Point Field Goal Attempts – Season

- 394 Marshall Henderson, UM (138 m) – 2013
- 377 Marshall Henderson, UM (129 m) – 2014
- 344 Bryce Brown, AU (141 m) – 2019
- 307 Chris Lofton, UT (118 m) – 2008
- 305 John Jenkins, VU (134 m) – 2012
- 294 Jamel Bradley, SC (117 m) – 2002
- 289 Derrick Miller, UK (99 m) – 1990
- 288 Jodie Meeks, UK (117 m) – 2009
- 286 Shan Foster, VU (134 m) – 2008
- 279 Eric Washington, UA (113 m) – 1996
- 279 Lance Weems, AU (108 m) – 1996

Three-Point Field Goal Attempts – Career

- 1,021 Chris Lofton, UT (431 m) – 2005-08
- 978 Kenny Boynton, UF (333 m) – 2010-13
- 975 Bryce Brown, AU (382 m) – 2015-19
- 915 Pat Bradley, AR (366 m) – 1996-99
- 900 Chris Warren, UM (334 m) – 2008-11
- 872 Shan Foster, VU (367 m) – 2005-08
- 817 Allan Houston, UT (346 m) – 1990-93
- 779 Barry Stewart, MS (280 m) – 2007-10
- 774 Ronnie McMahan, VU (296 m) – 1992-95
- 771 Marshall Henderson, UM (267 m) – 2013-14

Three-Point Field Goals Percentage – Game (Min. 7 att)

- *100.0 Bernard Davis, UG vs. Tennessee (8-8) – 1994
- *100.0 Larry Davis, SC vs. Davidson (7-7) – 1996
- *100.0 Matt Walsh, UF vs. Bethune-Cookman (7-7) – 2002
- *100.0 Ezra Williams, UG vs. LSU (7-7) – 2003
- *100.0 J.J. Frazier, UG vs. Mississippi State (7-7) – 2015
- *100.0 Wenyen Gabriel vs. Alabama (7-7) – 2018
- 90.0 Joe Lawrence, UF vs. California (9-10) – 1986
- 88.9 Ronnie Battle, AU vs. Georgia (8-9) – 1992
- 88.9 Ronnie McMahan, VU vs. South Carolina (8-9) – 1994
- 88.9 Rick Jones, VU vs. Mississippi St. (8-9) – 2000
- 88.9 Levi Stukes, UG vs. Fresno State (8-9) – 2007
- 88.9 Eric Bledsoe, UK vs. East Tennessee State (8-9) – 2010

Three-Point Field Goals Percentage – Season (Min. 100 att)

- 52.9 Travis Ford, UK (101-191) – 1993
- 51.5 Gary Waites, UA (52-101) – 1991
- 51.3 Kenyan Weeks, UF (61-12) – 1998
- 51.2 Bill McCaffrey, VU (83-162) – 1993
- 51.1 Ronnie Battle, AU (71-139) – 1992
- 50.4 Joe Lawrence, UF (64-127) – 1987
- 50.0 Barry Booker, VU (85-170) – 1987
- 48.9 Wesley Person, AU (69-141) – 1992
- 48.6 Jon Higgins, UT (53-109) – 2001
- 48.6 Riley LaChance, VU (70-144) – 2017
- 48.6 Doron Lamb, UK (68-140) – 2011

Three-Point Field Goals Percentage – Career (Min. 200 att)

- 47.5 Doron Lamb, UK (144-303) – 2011-12
- 47.3 Alvin Lee, UA (132-279) – 1987-89
- 46.0 Barry Booker, VU (246-535) – 1986-89
- 44.6 Bill McCaffrey, VU (141-316) – 1992-94
- 44.5 Travis Ford, UK (190-427) – 1991-94
- 44.5 Jody Patton, UG (172-387) – 1988-91
- 44.4 Lee Humphrey, UF (288-649) – 2004-07
- 44.1 Wesley Person, AU (262-594) – 1991-94
- 43.8 Scott Draud, VU (288-657) – 1987-88, 1990-91
- 43.8 John Jenkins, VU (306-699) – 2010-12

Consecutive Three-Point Field Goals

- 11 Kevin Anglin, VU (over two games) – 1992

Consecutive Games With A Three-Point Field Goal

- 66 Marshall Henderson, UM – 2013-14
- 60 Pat Bradley, AR – 1996-98
- 59 John Jenkins, VU – 2011-12
- 47 Allan Houston, UT – 1992-93
- 45 Chris Warren, UM – 2009-10
- 43 Scooter McFadgon, UT – 2003-05
- 43 Shan Foster, VU – 2007-08
- 41 Aaron Harper, UM – 2001-03
- 41 Michael Frazier, UF – 2014-15
- 40 Allan Houston, UT – 1991-92

Free Throws Made – Game

- #30 Pete Maravich, LS vs. Oregon State (31 a) – 1970
- *25 Sindarius Thornwell, SC vs. Alabama (33 a) – 2017
- 23 Grant Williams, UT vs. Vanderbilt (23 a) – 2019
- 22 Bill Justus, UT vs. Ohio (23 att) – 1969
- 22 Pete Maravich, LS vs. Florida (27 att) – 1969
- 21 Jerry Graves, MS vs. Vanderbilt (27 att) – 1961
- 20 Jerry Graves, MS vs. Spring Hill (24 att) – 1961
- 20 BJ McKie, SC vs. Ole Miss (20 att) – 1998
- 19 Bailey Howell, MS vs. Florida (23 att) – 1957
- 19 Bailey Howell, MS vs. Murray St. (21 att) – 1958
- 19 Joakim Noah, UF vs. Georgia (22 att) – 2006

Free Throws Made – Season

- 337 Pete Maravich, LS (436 att) – 1970
- 282 Pete Maravich, LS (378 att) – 1969
- 274 Pete Maravich, LS (338 att) – 1968
- 243 Bailey Howell, MS (315 att) – 1958
- 233 John Stroud, UM (292 att) – 1980
- 233 Mason Jones, AR (282 att) – 2020
- 226 Bailey Howell, MS (292 att) – 1959
- 223 Bob Pettit, LS (308 att) – 1954
- 222 Carl Widseth, UT (288 att) – 1956
- 218 Kenny Walker, UK (284 att) – 1985
- 216 Jerry Graves, MS (270 att) – 1961

Conference games only:

- 199 Pete Maravich, LS (243 att) – 1968

Free Throws Made – Career

- @893 Pete Maravich, LS (1,152 att) – 1968-70
- 682 Bailey Howell, MS (892 att) – 1957-59
- 672 BJ McKie, SC (873 att) – 1996-99
- 651 Allan Houston, UT (767 att) – 1990-93
- 621 Carl Widseth, UT (848 att) – 1953-56
- 618 Charles Mann, UG (896 att) – 2012-16
- 577 Chris Silva, SC (791 att) – 2015-19
- 570 Sindarius Thornwell, SC (739 att) – 2013-17
- 550 Kenny Walker, UK (733 att) – 1983-88
- 549 Alec Kessler, UG (720 att) – 1987-90

Conference games only:

- 549 Pete Maravich, LS (754 att) – 1968-70

Free Throw Attempts – Game

- 33 Sindarius Thornwell, SC vs. Alabama (25 m) – 2017
- 31 Pete Maravich, LS vs. Oregon State (30 m) – 1970
- 30 Paul Ellis, UA vs. Ole Miss (18 m) – 1972
- 28 Robert Jarvis, UM vs. Arkansas (4 m) – 1954
- 27 Jerry Graves, MS vs. Vanderbilt (21 m) – 1961
- 27 Pete Maravich, LS vs. Florida (23 m) – 1969
- 26 Bob Andrews, UA vs. Florida State (17 m) – 1965
- 25 Jim Ashmore, MS vs. Ole Miss (18 m) – 1956
- 25 Ken Turner, UM vs. Vanderbilt (15 m) – 1969
- 24 Zippy Morocco, UG vs. Florida (16 m) – 1953
- 24 Cliff Hagan, UK vs. Temple (17 m) – 1954
- 24 Jerry Graves, MS vs. Spring Hill (20 m) – 1961



INDIVIDUAL RECORDS

Free Throw Attempts – Season

- 436 Pete Maravich, LS (337 m) – 1970
- 378 Pete Maravich, LS (282 m) – 1969
- 338 Pete Maravich, LS (274 m) – 1968
- 315 Bailey Howell, MS (243 m) – 1958
- 304 Corliss Williamson, AR (208 m) – 1995
- 303 Zippy Morocco, UG (210 m) – 1953
- 297 Ben Simmons, LS (199 m) – 2016
- 292 Bailey Howell, MS (226 m) – 1959
- 292 John Stroud, UM (233 m) – 1980
- 289 Julius Randle, UK (204 m) – 2014

Conference games only:

- 243 Pete Maravich, LS (199 m) – 1968

Free Throw Attempts – Career

- @1,152 Pete Maravich, LS (893 m) – 1968-70
- 896 Charles Mann, UG (618 m) – 2012-16
- 892 Bailey Howell, MS (682 m) – 1957-59
- 873 BJ McKie, SC (672 m) – 1996-99
- 848 Carl Widseth, UT (621 m) – 1953-56
- 791 Chris Silva, SC (577 m) – 2015-19
- 785 Ronnie Williams, UF (546 m) – 1981-84
- 784 Jerry Harper, UA (473 m) – 1953-56
- 773 Udonis Haslem, UF (515 att) – 1999-02
- 767 Allan Houston, UT (651 m) – 1990-93

Conference games only:

- 754 Pete Maravich, LS (549 m) – 1968-70

@NCAA Record (for three-year career)

Free Throw Percentage – Game (Min. 15 att)

- *100.0 Grant Williams, UT vs. Vanderbilt (23-23) – 2019
- 100.0 Matt Freije, VU vs. Indiana (18-18) – 2003
- 100.0 Phil Cox, VU vs. Middle Tennessee (17-17) – 1985
- *100.0 Levi Randolph, UA vs. Ole Miss (17-17) – 2015
- *100.0 Morris Dinwiddie, UG vs. Ole Miss (16-16) – 1955
- 100.0 Bailey Howell, MS vs. Tulane (16-16) – 1958
- *100.0 Eddie Palubinskas, LS vs. Mississippi St. (16-16) – 1973
- *100.0 Dan Cross, UF vs. Kentucky (16-16) – 1995
- *100.0 Dan Langhi, VU vs. Tennessee (16-16) – 1999
- *100.0 Denver Brackeen, UM vs. Florida (15-15) – 1955
- *100.0 Eddie Johnson, AU vs. Mississippi St. (15-15) – 1975

Free Throw Percentage – Season (Min. 100 att)

- 93.0 Brenton Williams, SC (120-129) – 2014
- 92.8 Chris Warren, UM (168-181) – 2011
- 91.2 Kyle Macy, UK (104-114) – 1980
- 91.2 Scooter McFadgon, UT (134-147) – 2004
- 91.2 Travis Ford, UK (103-113) – 1994
- 91.0 Chris Jackson, LS (191-210) – 1990
- 90.8 Dusty Hannahs, AR (108-119) – 2017
- 90.5 Bill Justus, UT (133-147) – 1969
- 90.3 Stefan Moody, UM (149-165) – 2015
- 90.2 Tony White, UT (165-183) – 1987

Free Throw Percentage – Season (Min. 50 att)

- 92.7 Paul Smith, MS (51-55) – 1965
- 91.8 Rudy Thacker, VU (56-61) – 1971
- 91.7 Chris Lofton, UT (55-60) – 2006
- 91.4 Darrell Hawkins, AR (74-81) – 1992
- 90.6 KeVaughn Allen, UF (77-85) – 2018
- 90.2 Kenny Drost, LS (74-82) – 1966
- 90.2 Joe Ward, UG (55-61) – 1984
- 90.1 David Rhodes, UM (82-91) – 1972
- 90.0 Anthony Roberson, UF (81-90) – 2005
- 89.8 Kenyan Weaks, UF (53-59) – 2000

Conference games only:

- 94.1 Dave Rhodes, UM (64-68) – 1972

Free Throw Percentage – Career (Min. 300 att)

- 89.0 Kyle Macy, UK (331-372) – 1978-80
- 89.0 Jodie Meeks, UK (299-336) – 2007-09
- 88.1 Jimmy England, UT (319-362) – 1969-71
- 88.0 Bill McCaffrey, VU (302-343) – 1993-94
- 87.8 KeVaughn Allen, UG (361-411) – 2015-19
- 87.7 Daryl Macon, AR (285-325) – 2016-18
- 86.3 Chris Jackson, LS (354-410) – 1989-90
- 86.0 Chris Warren, UM (419-487) – 2008-11
- 85.8 Roger Kaiser, UG Tech (446-520) – 1959-61
- 85.8 Phil Cox, VU (331-386) – 1982-85
- 85.7 Taurean Green, UF (354-413) – 2005-07
- 85.7 Marshall Henderson, UM (264-308) – 2013-14
- 85.7 Stefan Moody, UM (361-421) – 2014-16

Conference games only:

- 88.2 Kyle Macy, UK (224-254) – 1978-80

Consecutive Free Throws Made – Game

- 23 Grant Williams, UT vs. Vanderbilt – 2019
- 21 Pete Maravich, LS vs. Oregon State – 1970
- 18 Bill Justus, UT vs. Ohio – 1969
- 18 Rich Knarr, MS vs. Auburn – 1973
- 18 Matt Freije, VU vs. Indiana – 2003
- 17 Phil Cox, VU vs. Middle Tennessee State – 1985
- 16 Cliff Hagan, UK vs. Ole Miss – 1952
- 16 Morris Dinwiddie, UG vs. Ole Miss – 1955
- 16 Bailey Howell, MS vs. Tulane – 1958
- 16 Eddie Palubinskas, LS vs. Mississippi St. – 1973
- 16 Ronnie Williams, UF vs. Alabama – 1983
- 16 Dan Langhi, VU vs. Tennessee – 1999

Consecutive Free Throws Made – Season

- 50 Brenton Williams, SC – 2014
- 45 Levi Randolph, UA – 2015
- 45 J.J. Frazier, UG – 2017
- 44 Travis Ford, UK – 1994
- 43 Paul Smith, MS – 1965
- 43 Phil Cox, VU – 1983
- 42 Canyon Barry, UF – 2017
- 40 Jim Master, UK – 1982
- 39 Danny Schultz, UT – 1963
- 39 Michael Brooks, UT – 1985
- 39 Alvin Lee, UA – 1988
- 39 Bill McCaffrey, VU – 1993

Conference games only:

- 45 Levi Randolph, UA – 2015

Consecutive Free Throws Made – Consecutive Seasons

- 50 Travis Ford, UK – 1993-94
- 47 Phil Cox, VU – 1982-83

Rebounds – Game

- *36 Herb Neff, UT vs. Georgia Tech – 1952
- 34 Bill Spivey, UK vs. Xavier – 1951
- 34 Bob Burrow, UK vs. Temple – 1955
- 34 Bailey Howell, MS vs. LSU – 1957
- 33 Jerry Harper, UA vs. Louisiana College – 1955
- 32 Bob Lienhard, UG vs. Sewanee – 1969
- 32 Durand Macklin, LS vs. Tulane – 1977
- 31 Bailey Howell, MS vs. Memphis State – 1957
- 31 Gene Tormohlen, UT vs. Ole Miss – 1957
- 31 Jim Zinn, UF vs. Ole Miss – 1957
- 31 Bailey Howell, MS vs. Southwestern (Tenn.) – 1958
- 31 Neal Walk, UF vs. Alabama – 1968

Rebounds – Season

- 567 Bill Spivey, UK – 1951
- 528 Cliff Hagan, UK – 1952
- 517 Jerry Harper, UA – 1956
- 494 Neal Walk, UF – 1968
- 492 Bailey Howell, MS – 1955
- 481 Neal Walk, UF – 1969
- 474 Al Sanders, LS – 1970
- 459 Bob Burrow, UK – 1955
- 456 Jerry Harper, UA – 1955
- 432 Bob Pettit, LS – 1954

Conference games only:

- 296 Jerry Harper, UA – 1956

Rebounds – Career

- 1,688 Jerry Harper, UA – 1953-56
- 1,279 Leon Douglas, UA – 1973-76
- 1,279 Reggie King, UA – 1976-79
- 1,277 Bailey Howell, MS – 1957-59
- 1,276 Durand Macklin, LS – 1977-81
- 1,223 Clyde Lee, VU – 1964-66
- 1,217 Shaquille O'Neal, LS – 1990-92
- 1,184 Erwin Dudley, UA – 2000-03
- 1,181 Neal Walk, UF – 1966-69
- 1,168 Al Sanders, LS – 1970-72
- 1,129 Eddie Phillips, UA – 1979-82
- 1,116 Bob Lienhard, UG – 1968-70
- 1,113 Gene Tormohlen, UT – 1957-59
- 1,096 Jarvis Varnado, MS – 2007-10
- 1,093 Murphy Holloway, UM – 2008-09, 2011-13
- 1,092 Rickey Brown, MS – 1977-80
- 1,078 Dan Issel, UK – 1968-70

Conference games only:

- 1,044 Jerry Harper, UA – 1953-56

Rebounds Per Game – Season

- 21.5 Jerry Harper, UA (517/24g) – 1956
- 19.8 Neal Walk, UF (494/25g) – 1968
- 19.7 Bailey Howell, MS (492/25g) – 1957
- 19.0 Jerry Harper, UA (456/24g) – 1955
- 17.8 Neal Walk, UF (481/27g) – 1969
- 17.7 Gene Tormohlen, UT (372/21g) – 1959
- 17.7 Bob Burrow, UK (459/26g) – 1955
- 17.3 Bob Pettit, LS (432/25g) – 1954
- 17.2 Bill Spivey, UK (567/33g) – 1951
- 17.0 Jerry Harper, UA (358/21g) – 1953

Conference games only:

- 21.1 Jerry Harper, UA (296/14g) – 1956

Rebounds Per Game – Career

- 18.2 Jerry Harper, UA (1,688/93g) – 1953-56
- 17.0 Bailey Howell, MS (1,277/75g) – 1957-59
- 16.9 Gene Tormohlen, UT (1,113/66g) – 1957-59
- 16.1 Bob Burrow, UK (822/51g) – 1955-56
- 15.5 Clyde Lee, VU (1,223/79g) – 1964-66
- 15.3 Neal Walk, UF (1,181/77g) – 1966-69
- 14.9 Bob Lienhard, UG (1,116/75g) – 1968-70
- 14.8 Bob Pettit, LS (1,039/70g) – 1952-54
- 14.3 Rex Frederick, AU (904/63g) – 1957-59
- 14.1 Cliff Luyk, UF (678/48g) – 1960-61
- 14.1 Al Sanders, LS (1,168/83g) – 1970-72

Conference games only:

- 18.0 Jerry Harper, UA (1,044/58g) – 1953-56

INDIVIDUAL RECORDS

Assists – Game

*19	Bill Hann, UT vs. Alabama – 1968
*19	Kenny Higgs, LS vs. Georgia – 1977
19	Phil Pressey, MO vs. UCLA – 2013
18	Kenny Higgs, LS vs. Tennessee – 1977
18	Randy Livingston, LS vs. George Mason – 1995
18	Ronald Steele, UA vs. East Tennessee State – 2004
17	Jason Williams, UF vs. Duquesne – 1998
17	Kenny Higgs, LS vs. Mississippi St. – 1976
16	Jerry Hoover, UF vs. Alabama – 1971
16	Kenny Higgs, LS vs. Vanderbilt – 1976
16	Bert Bertelkamp, UT vs. Maryland – 1980
16	Ethan Martin, LS vs. Tulane – 1981
16	Chuck Evans, MS vs. Mo.-Kansas City – 1993
16	John Wall, UK vs. Hartford – 2010
16	J'Von McCormick, AU vs. CSUN – 2020

Assists – Season

260	Sean Tuohy, UM – 1980
246	Tyler Ulis, UK – 2016
241	Terry Coner, UA – 1986
241	John Wall, UK – 2010
240	Phil Pressey, MO – 2013
239	Kenny Higgs, LS – 1977
235	Chuck Evans, MS – 1993
232	Roger Harden, UK – 1986
231	Nick Calathes, UF – 2009
231	Jared Harper, AU – 2019
<i>Conference games only:</i>	
162	Sean Tuohy, UM (18g) – 1980

Assists – Career

830	Sean Tuohy, UM – 1979-82
749	Kareem Reid, AR – 1996-99
715	Johnny Darden, UT – 1976-79
664	Terry Coner, UA – 1984-87
646	Dirk Minniefield, UK – 1980-83
645	Kenny Higgs, LS – 1975-78
644	Alex Caruso, AM – 2012-16
638	Ethan Martin, LS – 1977-81
633	Dee Bost, MS – 2009-12
624	Gerald White, AU – 1983-87
<i>Conference games only:</i>	
523	Sean Tuohy, UM – 1979-82

Assists Per Game – Season

8.85	Kenny Higgs, LS (239/27g) – 1977
8.73	Rodney Woods, UT (227/26g) – 1975
8.66	Sean Tuohy, UM (260/30g) – 1980
8.35	Johnny Darden, UT (192/23g) – 1978
8.19	Johnny Darden, UT (221/27g) – 1977
8.10	Chuck Evans, MS (235/29g) – 1993
7.96	Al Perry, Mississippi State (207/26g) – 1976
<i>Conference games only:</i>	
9.0	Sean Tuohy, UM (162/18g) – 1980

Assists Per Game – Career

7.96	Chuck Evans, MS (454/57g) – 1992-93
7.09	Sean Tuohy, UM (830/117g) – 1979-82
7.06	Phil Pressey, MO (240/34g) – 2013
6.91	Rodney Woods, UT (525/75g) – 1973-75
6.55	Johnny Darden, UT (715/109g) – 1976-79
6.32	Ennis Whatley, UA (398/63g) – 1982-83
6.28	Nick Calathes, UF (452/72g) – 2008-09
6.08	Kenny Higgs, LS (645/106g) – 1975-78
5.91	Tremont Waters, LS (390/66g) – 2018-19
5.72	Kareem Reid, AR (749/131g) – 1996-99
5.57	Detrick White, MS (351/63g) – 1998-99
<i>Conference games only:</i>	
8.38	Chuck Evans, MS (268/32g) – 1992-93

Blocks – Game

*14	Roy Rogers, UA vs. Georgia – 1996
\$13	Kyle Davis, AU vs. Miami – 2001
12	Shaquille O'Neal, LS vs. Loyola Marymount – 1990
12	Nerlens Noel, UK vs. Ole Miss – 2013
11	Shaquille O'Neal, LS vs. Auburn – 1992
11	Shaquille O'Neal, LS vs. Brigham Young – 1992
11	Shaquille O'Neal, LS vs. South Carolina – 1992
11	Stromile Swift, LS vs. Alabama – 1999
10	Shaquille O'Neal, LS vs. Texas – 1990
10	Shaquille O'Neal, LS vs. Florida – 1991
10	Roy Rogers, UA vs. LSU – 1996
10	Steven Hill, AR vs. Texas State – 2005
10	Jarvis Varnado, MS vs. Miami (Fla.) – 2008
10	Jarvis Varnado, MS vs. Georgia – 2008
10	Jarvis Varnado, MS vs. Kentucky – 2008
10	Jarvis Varnado, MS vs. Arkansas – 2010
10	Sam Muldrow, SC vs. Vanderbilt – 2011
10	Kenny Gabriel, AU vs. Bethune-Cookman – 2012
10	Luke Kornet, VU vs. Auburn – 2016

Blocks – Season

186	Anthony Davis, UK (40g) – 2012
170	Jarvis Varnado, MS (36g) – 2009
170	Jarvis Varnado, MS (36g) – 2010
157	Shaquille O'Neal, LS (30g) – 1992
157	Jarvis Varnado, MS (34g) – 2008
156	Roy Rogers, UA (32g) – 1996
140	Shaquille O'Neal, LS (28g) – 1991
126	Kyle Davis, AU (34g) – 2003
121	Robert Horry, UA (35g) – 1992
115	Shaquille O'Neal, LS (32g) – 1990

Blocks – Career

#564	Jarvis Varnado, MS – 2007-10
412	Shaquille O'Neal, LS – 1990-92
360	Kyle Davis, AU – 2001-04
327	Lavon Mercer, UG – 1977-80
326	Reginald Bucker, UM – 2010-13
318	Steven Hill, AR – 2005-08
285	Robert Horry, UA – 1989-92
275	Sam Muldrow, SC – 2008-11
272	Dwayne Schintzius, UF – 1986-90
268	Jamaal Magloire, UK – 1997-00

Blocks Per Game – Season

5.2	Shaquille O'Neal, LS (157/30g) – 1992
5.0	Shaquille O'Neal, LS (140/28g) – 1991
4.9	Roy Rogers, UA (156/32g) – 1996
4.7	Jarvis Varnado, MS (170/36g) – 2009
4.7	Jarvis Varnado, MS (170/36g) – 2010
4.7	Anthony Davis, UK (186/40g) – 2012
4.6	Jarvis Varnado, MS (157/34g) – 2008
3.7	Kyle Davis, AU (126/34g) – 2003
3.6	Jordan Mickey, LS (113/31g) – 2015
3.6	Shaquille O'Neal, LS (115/32g) – 1990

Steals – Game

10	Anthony Murray, UA vs. Michigan – 1978
*10	Shawn Griggs, LS vs. Tennessee – 1991
9	Robert Shepherd, AR vs. Arizona – 1993
8	Gary Hooker, MS vs. Samford – 1976
8	Gary Hooker, MS vs. Southwestern La. – 1976
8	Eric Laird, UM vs. DePaul – 1983
8	Derrick Taylor, LS vs. Hawaii-Loa – 1986
8	Clifford Lett, UF vs. Georgia – 1989
8	Gerald Glass, UM vs. Christian Brothers – 1989
8	Derrick Dennison, AU vs. Michigan State – 1990
8	Shawn Griggs, LS vs. Arizona – 1990
8	Shawn Griggs, LS vs. Loyola Marymount – 1990
8	Clarence Ceasar, LS vs. Auburn – 1994
8	Frank Seckar, VU vs. Tennessee Tech – 1995
8	Wayne Turner, UK vs. George Washington – 1998
8	Jeremy Hays, UA vs. Oregon State – 1999
8	James Strong, VU vs. Morehead State – 1999
8	Rajon Rondo, UK vs. Mississippi St. – 2005
8	DeWayne Reed, AU vs. George Washington – 2008
8	Anthony Hickey, LS vs. Texas A&M – 2013
8	Tremont Waters, LS vs. Texas A&M – 2018
8	Ashton Hagans, UK vs. North Carolina – 2019
8	Tremont Waters, LS vs. La.-Monroe – 2019

Steals – Season

103	Devan Downey, SC (32g) – 2008
102	Clint McDaniel, AR (37g) – 1995
96	Tremont Waters, LS (33g) – 2019
93	Chuck Eidson, SC (32g) – 2000
93	Darryl Joe, LS (39g) – 1987
91	Chuck Eidson, SC (37g) – 2002
90	Clarence Ceasar, LS (31g) – 1992
89	Pat Hamilton, UG (32g) – 1988
89	Gerald Glass, UM (30g) – 1989
89	Devan Downey, SC (31g) – 2009

Steals – Career

310	Clarence Ceasar, LS – 1992-95
279	Ethan Martin, LS – 1977-81
277	Devan Downey, SC – 2008-10
272	Chuck Eidson, SC – 2000-03
272	Alex Caruso, AM – 2012-16
263	Trevor Releford, UA – 2011-14
259	Sundiata Gaines, UG – 2005-08
251	Kareem Reid, AR – 1996-99
245	Torris Bright, LS – 2000-03
238	Wayne Turner, UK – 1996-99

Steals Per Game – Season

3.2	Devan Downey, SC (103/32g) – 2008
3.0	Clarence Ceasar, LS (66/22g) – 1995
3.0	Gerald Glass, UM (89/30g) – 1989
3.0	Chuck Evans, MS (83/28g) – 1992
3.0	Clarence Ceasar, LS (80/27g) – 1994
2.9	Clarence Ceasar, LS (90/31g) – 1992
2.9	Chuck Eidson, SC (93/32g) – 2000
2.9	LaMarcus Golden, UT (78/27g) – 1994
2.9	Devan Downey, SC (89/31g) – 2009
2.9	Anthony Hickey, LS (85/29g) – 2013
2.9	Tremont Waters, LS (96/33g) – 2019

#NCAA Record

*Conference Game Record

\$NIT Record



INDIVIDUAL RECORDS

Triple-Doubles

Pete Maravich (LS) vs. Mississippi State

33p, 11r, 10a – 2/3/69

^ Alvin Robertson (AR) at Texas

23p, 11r, 10a – 1/19/84

Chris Mills (UK) vs. Austin Peay

19p, 10r, 10a – 12/27/88

Shaquille O'Neal (LS) vs. Texas

16p, 19r, 10b – 1/2/90

Shaquille O'Neal (LS) vs. Loyola-Marymount

20p, 24r, 12b – 2/3/90

Shaquille O'Neal (LS) vs. Florida

31p, 21r, 10b – 1/26/91

Shaquille O'Neal (LS) at South Carolina

19p, 14r, 11b – 2/19/92

Shaquille O'Neal (LS) vs. Auburn

30p, 20r, 11b – 2/22/92

Shaquille O'Neal (LS) vs. BYU

26p, 13r, 11b – 3/19/92

Roy Rogers (UA) vs. Georgia

15p, 12r, 15b – 2/10/96

Roy Rogers (UA) vs. LSU

27p, 10r, 10b – 2/17/96

Chuck Eidson (SC) vs. S.C. State

25p, 10r, 10a – 11/29/02

Lawrence Roberts (MS) vs. Nicholls St.

18p, 11r, 12a – 11/21/04

Corey Brewer (UF) vs. Jacksonville

15p, 10r, 13a – 12/18/05

Jamont Gordon (MS) vs. Vanderbilt

15p, 12r, 10a – 2/21/07

Jarvis Varnado (MS) vs. Kentucky

10p, 12r, 10b – 1/15/08

Nick Calathes (UF) vs. Creighton

11p, 13r, 11a – 3/21/08

Tyler Smith (UT) vs. UNC Asheville

12p, 10r, 10a – 12/3/08

Courtney Fortson (AR) vs. N.C. Central

20p, 10r, 11a – 12/10/08

Nick Calathes (UF) vs. Georgia

20p, 13r, 10a – 1/28/09

Jarvis Varnado (MS) vs. Arkansas

17p, 12r, 10b – 1/14/10

Brad Tinsley (VU) vs. Presbyterian

11p, 10r, 10a – 11/12/10

Sam Muldrow (SC) vs. Vanderbilt

16p, 14r, 10b – 1/8/11

Kenny Gabriel (AU) vs. Bethune-Cookman

24p, 13r, 10b – 1/2/12

Tim Quarterman (LS) vs. Ole Miss

18p, 10r, 10a – 2/28/15

Luke Kornet (VU) vs. Auburn

11p, 11r, 10b – 1/12/16

Chris Chiozza (UF) vs. Missouri

12p, 12r, 10a – 2/2/17

Kira Lewis Jr. (UA) vs. Auburn

10p, 10r, 13a – 2/12/20

^ Achieved while Arkansas was a member of the South-west Conference

Points – Game

159	LSU vs. Northern Arizona (159-86) – 1992
148	LSU vs. Loyola Marymount (148-141, OT) – 1990
*143	Kentucky vs. Georgia (143-66) – 1956
141	Auburn vs. Troy State (141-116) – 1992
138	Georgia vs. Arkansas A&M (138-91) – 1968
131	Arkansas vs. Montevallo (131-63) – 1994
131	Florida vs. New Hampshire (131-72) – 1999
130	Vanderbilt vs. Ole Miss (130-112) – 1971
130	Arkansas vs. Alcorn State (130-68) – 2010
129	Arkansas vs. Texas Southern (129-63) – 1994
129	Kentucky vs. LSU (129-97) – 1996
128	LSU vs. Louisiana College (128-74) – 1954
128	LSU vs. Tennessee-Martin (128-79) – 1988
128	Arkansas vs. Bethune-Cookman (128-46) – 1992
127	LSU vs. Tulane (127-114) – 1970
127	LSU vs. George Mason (127-104) – 1995
127	Kentucky vs. LSU (127-80) – 1995
126	Kentucky vs. South Carolina (126-81) – 1980
125	Florida vs. Florida A&M (125-50) – 2000
124	Vanderbilt vs. Portland (124-73) – 1970
124	LSU vs. Texas (124-113) – 1990
124	Georgia vs. Western Kentucky (124-65) – 1991
124	Kentucky vs. Tennessee-Martin (124-50) – 1995
124	Kentucky vs. Texas Christian (124-80) – 1996
124	Tennessee vs. UNC Asheville (124-49) – 2010

Points – Game (Both Teams)

289	LSU vs. Loyola Marymount (148-141, OT) – 1990
257	Auburn vs. Troy State (141-116) – 1992
245	Ole Miss vs. Baylor (113-132) – 1971
245	Kentucky vs. Kansas (95-150) – 1990
245	LSU vs. Northern Arizona (159-86) – 1992
*242	Vanderbilt vs. Ole Miss (130-112) – 1971
241	LSU vs. Tulane (127-114) – 1970
237	LSU vs. Texas (124-113) – 1990
236	LSU vs. Loyola Marymount (122-114) – 1991
234	Kentucky vs. Northwestern (118-116) – 1966

Points – Season

3,416	Arkansas (39g) – 1995
3,325	Kentucky (40g) – 1997
3,292	Kentucky (36g) – 1996
3,225	Kentucky (38g) – 2017
3,193	Florida (40g) – 2007
3,188	Auburn (40g) – 2019
3,176	Arkansas (34g) – 1994
3,123	Kentucky (39g) – 1998
3,102	Florida (37g) – 2000
3,095	Kentucky (40g) – 2012
<i>Conference games only:</i>	
1,728	Kentucky (18g) – 1971

Field Goals Made – Game

61	LSU vs. Loyola Marymount (95 att) – 1990
61	LSU vs. Northern Arizona (103 att) – 1992
*60	Kentucky vs. Georgia (105 att) – 1956
56	Ole Miss vs. Arkansas A&M (93 att) – 1974
56	LSU vs. Tennessee-Martin (100 att) – 1988
55	Auburn vs. Troy State (84 att) – 1992
54	Tennessee vs. Mexico (112 att) – 1966
54	Kentucky vs. Ole Miss (90 att) – 1971
53	LSU vs. St. Peter's (94 att) – 1975
53	Georgia vs. Whittier (82 att) – 1980

Field Goals Made – Game (Both Teams)

113	LSU (61) vs. Loyola Marymount (52) – 1990
*100	Vanderbilt (52) vs. Ole Miss (48) – 1971
97	LSU (50) vs. Tulane (47) – 1970
96	Kentucky (46) vs. Northwestern (50) – 1967
96	Kentucky (50) vs. Austin Peay (46) – 1999

Field Goals Made – Season

1,238	Kentucky (2631 att) – 1997
1,223	Arkansas (2634 att) – 1995
1,198	Kentucky (2461 att) – 1996
1,197	Kentucky (2412 att) – 1975
1,170	LSU (2327 att) – 1986
1,161	Kentucky (2409 att) – 1998
1,159	LSU (2403 att) – 1970
1,154	Arkansas (2363 att) – 1994
1,134	Kentucky (2396 att) – 2017
1,128	Arkansas (2275 att) – 1992
<i>Conference games only:</i>	
719	Kentucky (1450 att) – 1975

Field Goal Attempts – Game

125	Kentucky (32 m) vs. Indiana Central – 1947
*125	Kentucky (47 m) vs. Ole Miss – 1964
120	Vanderbilt (39 m) vs. Lipscomb – 1953
117	Ole Miss (44 m) vs. Georgia – 1952
115	Mississippi State (45 m) vs. Howard Coll. – 1956
114	LSU (50 m) vs. Louisiana College – 1954
113	Florida (49 m) vs. South Florida – 1972
112	Ole Miss (40 m) vs. Mississippi College – 1951
112	Mississippi State (44 m) vs. Union – 1961
112	Tennessee (54 m) vs. Mexico – 1966

Field Goal Attempts – Game (Both Teams)

219	Alabama (95) vs. South Florida (124) – 1972
*218	Ole Miss (117) vs. Georgia (101) – 1952
209	Kentucky (125) vs. Ole Miss (84) – 1964
205	Ole Miss (89) vs. Southern Miss (116) – 1971
197	Vanderbilt (103) vs. Alabama (94) – 1953

Field Goal Attempts – Season

3,456	Kentucky (1082 m) – 1948
3,232	Kentucky (1018 m) – 1947
3,013	Kentucky (1029 m) – 1951
2,829	Kentucky (1043 m) – 1952
2,756	Kentucky (903 m) – 1949
2,634	Arkansas (1223 m) – 1995
2,631	Kentucky (1238 m) – 1997
2,461	Kentucky (1198 m) – 1996
2,439	Auburn (1097 m) – 2019
2,412	Kentucky (1197 m) – 1970
<i>Conference games only:</i>	
1,450	Kentucky (719 m) – 1975

Field Goal Percentage – Game

76.5	Kentucky (13-17) vs. Notre Dame – 1982
*76.3	Ole Miss (29-38) vs. Vanderbilt – 1983
76.2	Georgia (32-42) vs. Chattanooga – 1981
75.0	Kentucky (24-32) vs. Notre Dame – 1982
75.0	Tennessee (24-32) vs. Ole Miss – 1982
74.6	Florida (44-59) vs. Missouri Western – 1981
72.9	Ole Miss (27-37) vs. Mississippi State – 1980
72.7	Alabama (40-55) vs. New Orleans – 1987
72.2	Kentucky (39-54) vs. Mississippi State – 1999
71.4	LSU (50-70) vs. Clemson – 1970

Field Goal Percentage – Season

55.6	Kentucky (869-1564) – 1983
54.3	Ole Miss (696-1281) – 1982
54.2	Tennessee (792-1462) – 1982
54.1	Kentucky (1040-1922) – 1978
53.9	Alabama (998-1851) – 1986
53.5	Tennessee (984-1839) – 1977
52.8	Tennessee (927-1756) – 1975
52.6	Florida (1125-2138) – 2007
52.2	Georgia (969-1855) – 1986
52.2	Georgia (874-1675) – 1979
<i>Conference games only:</i>	
56.1	Tennessee (483-860) – 1982

Three-Point Field Goals Made – Game

22	Alabama at Auburn (59 att) – 2020
21	Kentucky vs. North Carolina (48 att) – 1990
21	Arkansas vs. Troy State (37 att) – 1997
21	Auburn vs. Coastal Carolina (42 att) – 2017
20	Arkansas vs. Texas Southern (36 att) – 1994
*20	Kentucky vs. LSU (35 att) – 1995
19	Kentucky vs. Furman (47 att) – 1990
19	Arkansas vs. Montevallo (36 att) – 1994
19	Georgia vs. Fresno State (35 att) – 1998
19	Arkansas vs. North Texas (54 att) – 1999
19	Alabama vs. East Tennessee St. (41 att) – 2004
19	Vanderbilt vs. High Point (32 att) – 2017
19	Florida vs. LSU (33 att) – 2017
19	Mississippi State vs. Clemson (30 att) – 2019

Three-Point Field Goals Made – Season

454	Auburn (1204 att) – 2019
#361	Arkansas (917 att) – 1995
357	Florida (939 att) – 2012
346	Vanderbilt (921 att) – 2017
340	Kentucky (862 att) – 1993
334	Alabama (957 att) – 2020
329	Mississippi State (918 att) – 2010
327	Tennessee (893 att) – 2007
324	Auburn (908 att) – 2018
322	Vanderbilt (837 att) – 2005

Three-Point Field Goals Made Per Game – Season

11.35	Auburn (454/40g) – 2019
10.77	Alabama (334/21g) – 2020
10.04	Kentucky (281/28g) – 1990
10.00	Kentucky (340/34g) – 1993
9.89	Florida (277/28g) – 1998
9.89	Vanderbilt (346/35g) – 2017
9.65	Florida (357/37g) – 2012
9.53	Auburn (324/34g) – 2018
9.47	Vanderbilt (322/34g) – 2005
9.34	Tennessee (327/35g) – 2007

Three-Point Field Goal Attempts – Game

59	Alabama vs. Auburn (22 m) – 2020
54	Arkansas vs. North Texas (19 m) – 1999
53	Kentucky vs. Southwestern La. (15 m) – 1990
50	Tennessee vs. North Carolina A&T (14 m) – 2008
48	Kentucky vs. North Carolina (21 m) – 1990
47	Kentucky vs. Furman (19 m) – 1990
*46	Kentucky vs. LSU (17 m) – 1990
45	Arkansas vs. Delaware State (18 m) – 1994
44	Kentucky vs. LSU (8 m) – 1992
44	Kentucky vs. LSU (14 m) – 1993
44	Auburn vs. LSU (18 m) – 2020
44	Alabama vs. Texas A&M (16 m) – 2020

Three-Point Field Goal Attempts – Season

1204	Auburn (454m) – 2019
957	Alabama (334 m) – 2020
939	Florida (357 m) – 2012
921	Vanderbilt (346 m) – 2017
918	Mississippi State (329 m) – 2010
917	Arkansas (361 m) – 1995
908	Auburn (325 m) – 2018
896	Tennessee (327 m) – 2007
888	Kentucky (317 m) – 1992
875	Tennessee (312 m) – 2008



TEAM RECORDS

Three-Point Field Goal Percentage – Game (Min. 10 att)

- 76.9 Florida vs. Western Carolina (10-13) – 1986
- *76.5 Auburn vs. Georgia (13-17) – 1992
- 71.4 Florida vs. California (10-14) – 1986
- 71.4 Alabama vs. Seton Hall (10-14) – 2011
- 70.6 LSU at South Alabama (12-17) – 2011
- 70.6 Georgia vs. Texas (12-17) – 2019
- 70.0 Georgia vs. South Carolina (7-10) – 2000
- 68.8 Georgia vs. Kentucky (11-16) – 2009
- 68.8 South Carolina vs. Georgia (11-16) – 2019
- 68.4 Kentucky vs. Alabama (13-19) – 2005
- 68.2 Florida vs. Stanford (15-22) – 2018

Three-Point Field Goal Percentage – Season

- 45.2 Auburn (182-403) – 1992
- 44.3 Alabama (168-379) – 1987
- 43.7 Florida (196-449) – 1987
- 43.1 Vanderbilt (200-464) – 1988
- 42.9 Vanderbilt (187-436) – 1987
- 41.8 Alabama (133-318) – 1989
- 41.6 Georgia (165-397) – 1990
- 41.4 Vanderbilt (203-490) – 1989
- 41.2 Vanderbilt (262-636) – 1993
- 40.9 Vanderbilt (231-565) – 1991
- 40.9 Florida (297-727) – 2007

Free Throws Made – Game

- *48 Arkansas (53 att) vs. Ole Miss – 2004
- *48 Tennessee (59 att) vs. Kentucky – 1992
- 46 Florida vs. Florida State – 1962
- 46 Kentucky (53 att) vs. Vanderbilt – 1963
- 46 South Carolina (63 att) vs. Memphis – 2016
- 45 Alabama (59 att) vs. Eastern Kentucky – 1957
- 45 Tennessee (60 att) vs. George Washington – 2000
- 44 Kentucky (48 att) vs. Vanderbilt – 1980
- 42 Tennessee (57 att) vs. South Carolina – 1960
- 42 Tennessee (51 att) vs. Louisville – 1985

Free Throws Made – Game (Both Teams)

- *84 Kentucky (44) vs. Vanderbilt (40) – 1980
- 76 South Carolina (46) vs. Memphis (30) – 2016
- 71 Kentucky (23) vs. Tennessee (48) – 1992
- 70 Kentucky (46) vs. Vanderbilt (24) – 1963
- 68 Ole Miss (41) vs. Vanderbilt (27) – 1955
- 68 Mississippi State (41) vs. LSU (27) – 2009
- 67 Tennessee (45) vs. George Washington (22) – 2001
- 66 Auburn (37) vs. Mississippi State (29) – 2014
- 65 Florida (29) vs. Miami (36) – 1967
- 65 Alabama (32) vs. Florida (33) – 1983

Free Throws Made – Season

- 781 Kentucky (1146 att) – 2014
- 742 Vanderbilt (956 att) – 1990
- 703 Missouri (948 att) – 2014
- 696 Ole Miss (926 att) – 2017
- 690 Kentucky (981 att) – 2017
- 685 Kentucky (943 att) – 2015
- 678 Kentucky (938 att) – 2012
- 667 LSU (917 att) – 1970
- 666 Kentucky (858 att) – 1979
- 653 LSU (944 att) – 1981
- Conference games only:*
- 376 Kentucky (485 att) – 1979

Free Throw Attempts – Game

- 63 South Carolina (46 m) vs. Memphis – 2016
- 60 Tennessee (45 m) vs. George Washington – 2000
- 59 Vanderbilt (39 m) vs. Yale – 1953
- 59 Alabama (45 m) vs. Eastern Kentucky – 1957
- 59 Tennessee (48 m) vs. Kentucky – 1992
- 58 Mississippi State (39 m) vs. Arkansas – 1953
- 57 Tennessee (42 m) vs. South Carolina – 1960
- 56 Florida vs. St. Joseph's – 1956
- 56 Kentucky (40 m) vs. Mississippi State – 1979
- 56 Mississippi State (39 m) vs. Southeastern La. – 1989

Free Throw Attempts – Season

- 1146 Kentucky (781 m) – 2014
- 981 Kentucky (690 m) – 2017
- 971 Kentucky (649 m) – 2010
- 964 Alabama (652 m) – 1957
- 956 Vanderbilt (742 m) – 1990
- 948 Missouri (703 m) – 2014
- 944 LSU (653 m) – 1981
- 943 Kentucky (685 m) – 2015
- 941 Georgia (642 m) – 2014
- 938 Kentucky (678 m) – 2012
- Conference games only:*
- 485 Kentucky (376 m) – 1979

Free Throw Percentage – Game (Min. 20 att)

- *100.0 Missouri vs. (31-31) Alabama – 2020
- 100.0 Florida (27-27) vs. Tennessee – 1994
- 100.0 Vanderbilt (23-23) vs. Florida – 1988
- 100.0 Ole Miss (22-22) vs. South Alabama – 2009
- 100.0 Vanderbilt (21-21) vs. Virginia – 1990
- @97.2 Vanderbilt (35-36) vs. Mississippi State – 1986
- 96.7 Georgia (29-30) vs. Mississippi State – 1998
- 96.4 Auburn (27-28) vs. Alabama – 1960
- 96.3 Georgia (26-27) vs. Ole Miss – 2011
- 96.2 Florida (25-26) vs. Kentucky – 1974
- @NCAA record (Min. 35 made)*

Free Throw Percentage – Game (Min. 15 att)

- 100.0 Kentucky (19-19) vs. Duke – 1950
- *100.0 Kentucky (19-19) vs. Mississippi State – 1983
- 100.0 Kentucky (18-18) vs. Utah – 2003
- 100.0 Kentucky (18-18) vs. Austin Peay – 2010
- *100.0 LSU (17-17) vs. Kentucky – 2004
- 100.0 Tennessee (17-17) vs. Cincinnati – 2020
- *100.0 Vanderbilt (16-16) vs. Tennessee – 1974
- *100.0 Arkansas (16-16) vs. Kentucky – 2014
- *100.0 Mississippi State (15-15) vs. Tennessee – 1974
- *100.0 Alabama (18-18) vs. LSU – 2018
- *100.0 Vanderbilt (16-16) vs. Georgia – 2018

Free Throw Percentage – Season

- 80.2 Vanderbilt (477-595) – 1974
- 79.7 Kentucky (560-703) – 2020
- 79.3 Tulane (390-492) – 1963
- 79.2 Tennessee (538-679) – 1979
- 79.2 Auburn (476-601) – 1966
- 78.7 Alabama (521-622) – 1987
- 78.3 Ole Miss (461-589) – 2019
- 78.0 Missouri (476-610) – 2020
- 77.8 Tennessee (438-563) – 1969
- 77.7 Vanderbilt (513-660) – 2017
- Conference games only:*
- 81.4 Vanderbilt (310-381) – 1974

Rebounds – Game

- #*108 Kentucky vs. Ole Miss – 1964
- 90 Vanderbilt vs. Sewanee – 1954
- 88 Tennessee vs. Mexico – 1966
- 85 Mississippi State vs. Louisiana College – 1962
- 84 Ole Miss vs. Indiana State-Evansville – 1976
- 82 Mississippi State vs. Union – 1961
- 82 Alabama vs. South Florida – 1972
- 80 Tulane vs. Ole Miss – 1966
- 80 LSU vs. Tulane – 1978
- 79 Auburn vs. Jacksonville State – 1958
- 79 Florida vs. South Florida – 1972

Rebounds – Season

- 2,109 Kentucky – 1951
- 1,817 Kentucky – 1952
- 1,691 LSU – 1970
- 1,680 Kentucky – 1955
- 1,640 Kentucky – 1998
- 1,615 Kentucky – 1954
- 1,608 Kentucky – 2014
- 1,584 Kentucky – 2010
- 1,582 Vanderbilt – 1951
- 1,575 Kentucky – 1997

Rebounds Per Game

- 64.6 Kentucky (1680/26g) – 1955
- 64.6 Kentucky (1615/25g) – 1954
- 62.0 Kentucky (2109/34g) – 1951
- 58.6 Vanderbilt (1466/25g) – 1964
- 58.6 Vanderbilt (1582/27g) – 1951
- 57.7 Kentucky (1502/26g) – 1956
- 56.8 Kentucky (1817/32g) – 1952
- 54.1 Florida (1245/23g) – 1956
- 54.0 Alabama (1296/25g) – 1955
- 52.8 Florida (1319/25g) – 1968
- 52.7 Auburn (1161/22g) – 1958

Assists – Game

- 40 Arkansas vs. Troy State – 1997
- 38 LSU vs. George Mason – 1995
- 37 Florida vs. Chicago State – 1972
- 36 Florida vs. Virginia Tech – 1973
- 35 Arkansas vs. Montevallo – 1994
- 35 Kentucky vs. San Jose State – 1996
- 34 Mississippi State vs. Chicago State – 1976
- 34 Georgia vs. Bethune-Cookman – 1994
- 34 Tennessee vs. UNC Asheville – 2010
- 33 Ole Miss vs. Sam Houston State – 1989
- 33 LSU vs. Loyola Marymount – 1991
- 33 Auburn vs. Troy State – 1992
- 33 Auburn vs. LSU – 1994
- 33 Kentucky vs. Mt St. Mary's – 1995
- 33 Kentucky vs. Kentucky State – 2001
- 33 Kentucky vs. Arizona State – 2017

Assists – Season

783	Kentucky (36g) – 1996
776	Kentucky (40g) – 1997
721	Arkansas (39g) – 1995
691	Kentucky (39g) – 1998
688	Florida (34g) – 1987
687	Arkansas (34g) – 1994
674	Arkansas (34g) – 1992
665	Kentucky (34g) – 1993
661	Kentucky (36g) – 1992
661	Tennessee (37g) – 2019

Assists Per Game

23.7	LSU (616/26g) – 1975
21.8	Kentucky (783/36g) – 1996
20.7	LSU (538/26g) – 1976
20.2	Florida (688/34g) – 1987
20.2	Arkansas (687/34g) – 1994
19.8	Arkansas (674/34g) – 1992
19.6	Kentucky (647/33g) – 1995
19.6	Kentucky (665/34g) – 1993
19.4	Kentucky (776/40g) – 1997
19.3	LSU (520/27g) – 1977

Blocks – Game

18	Arkansas vs. Missouri – 1996
18	Kentucky vs. St. John's – 2012
17	Kentucky vs. Morehead State – 1998
17	Auburn vs. Nicholls State – 2012
16	LSU vs. Texas – 1990
*16	Kentucky vs. Georgia – 1991
16	Kentucky vs. Morehead State – 1996
*16	Mississippi State vs. Georgia – 2008
16	LSU vs. Alcorn State – 2009
*16	South Carolina vs. Kentucky – 2009

Blocks – Season

344	Kentucky (40g) – 2012
273	Kentucky (38g) – 2010
271	Mississippi State (36g) – 2009
271	Mississippi State (36g) – 2010
268	Kentucky (39g) – 2015
267	Mississippi State (34g) – 2008
240	Kentucky (39g) – 1998
239	Kentucky (38g) – 2011
238	Kentucky (36g) – 2009
236	LSU (36g) – 2006
236	Kentucky (40g) – 2014

Blocks Per Game

8.6	Kentucky (344/40g) – 2012
7.9	Mississippi State (267/34g) – 2008
7.5	Mississippi State (271/36g) – 2009
7.5	Mississippi State (271/36g) – 2010
7.2	Kentucky (273/38g) – 2010
7.0	LSU (225/32g) – 1990
6.9	Kentucky (268/39g) – 2015
6.7	LSU (206/31g) – 1992
6.6	LSU (198/30g) – 1991
6.6	LSU (236/36g) – 2006
6.6	Kentucky (238/36g) – 2009
6.6	Kentucky (217/33g) – 2013

Steals – Game

27	Mississippi State vs. Samford – 1976
27	Mississippi State vs. Southwestern La. – 1976
26	Arkansas vs. Louisiana-Monroe – 2000
25	Georgia vs. Yale – 1985
25	Florida vs. Morehead State – 1999
24	Ole Miss vs. Christian Brothers – 1988
24	Florida vs. Central Florida – 1996
24	Vanderbilt vs. Campbell – 1999
24	Arkansas vs. Maryland-Eastern Shore – 2001
*23	Kentucky vs. Mississippi State – 1991
*23	LSU vs. Tennessee – 1991
23	Kentucky vs. Tennessee-Martin – 1994
*23	Florida vs. LSU – 1999

Steals – Season

480	Kentucky (40g) – 1997
445	Arkansas (39g) – 1995
435	Kentucky (36g) – 1996
394	Kentucky (34g) – 1994
379	Arkansas (34g) – 2000
369	Auburn (40g) – 2019
368	Kentucky (36g) – 1992
365	Florida (37g) – 2000
365	Arkansas (31g) – 2001
358	Arkansas (34g) – 1992

Steals Per Game

12.1	Kentucky (435/36g) – 1996
12.0	Kentucky (480/40g) – 1997
11.8	Arkansas (365/31g) – 2001
11.5	Kentucky (394/34g) – 1994
11.4	Arkansas (445/39g) – 1995
11.4	Georgia (342/30g) – 1991
11.4	Arkansas (352/31g) – 1993
11.1	Arkansas (379/34g) – 2000
11.1	Arkansas (356/32g) – 1998
11.0	Kentucky (309/28g) – 1990

#NCAA Record

*Conference Game Record

\$NIT Record



TEAM DEFENSIVE RECORDS

Points Allowed – Game (1933-49)

#6	Kentucky vs. Arkansas State (75-6) – 1945
9	Kentucky vs. Tulane (38-9) – 1934
9	LSU vs. Sewanee (60-9) – 1934
11	Kentucky vs. Tulane (42-11) – 1933
11	Tennessee vs. Tennessee Wesleyan (51-11) – 1933

Points Allowed – Game (Since 1950)

#6	Tennessee vs. Temple (11-6) – 1974
11	Kentucky vs. Cincinnati (24-11) – 1984
16	Mississippi State vs. Ole Miss (23-16) – 1959
18	Kentucky vs. Western Ontario (90-18) – 1950
20	Georgia vs. Mississippi State (26-20) – 1982
23	Ole Miss vs. Mississippi State (16-23) – 1959
24	LSU vs. Nicholls State (68-24) – 2003
25	Missouri vs. Arkansas-Pine Bluff (78-25) – 2016
26	Mississippi State vs. Georgia (20-26) – 1982
27	Florida vs. Southern (83-27) – 2006
28	Kentucky vs. Montana State (86-28) – 2015
30	Ole Miss vs. Southwestern (Tenn.) (89-30) – 1951
30	Florida vs. Florida State (50-30) – 1967
30	Ole Miss vs. Mississippi State (54-30) – 1982

Points Allowed – Season

1,254	Auburn (24g) – 1962
1,278	Auburn (22g) – 1961
1,391	Tennessee (25g) – 1965
1,399	Tennessee (24g) – 1964
1,499	Tennessee (26g) – 1966
1,511	Tennessee (28g) – 1967
1,548	Tennessee (26g) – 1968
1,552	Mississippi State (27g) – 1982
1,568	Florida (25g) – 1965

Points Per Game

52.3	Auburn (1,254 in 24g) – 1962
54.0	Tennessee (1,511 in 28g) – 1967
54.3	Kentucky (2,118 in 39g) – 2015
54.4	Florida (2,012 in 37g) – 2013
55.7	Tennessee (1,391 in 25g) – 1965
56.4	Ole Miss (1,692 in 30g) – 1982
57.5	Mississippi State (1,552 in 27g) – 1982
57.7	Tennessee (1,499 in 26g) – 1966
58.1	Alabama (1918/33g) – 2012
58.1	Auburn (1,278 in 22g) – 1961
58.1	Kentucky (1,975 in 34g) – 1984

Field Goals Allowed – Season

499	Tennessee (1335 att) – 1965
532	Tennessee (1399 att) – 1964
557	Tennessee (1437 att) – 1997
569	Tennessee (1318 att) – 1967
577	Tennessee (1412 att) – 1968
580	Tennessee (1495 att) – 1986
585	Tennessee (1476 att) – 1995
598	Auburn (1446 att) – 1967
598	Florida (1524 att) – 1964
599	Auburn (1441 att) – 1965
599	Mississippi State (1138 att) – 1982

Field Goal Percentage – Season

35.4	Kentucky (750-2116) – 2015
37.0	Mississippi State (790-2137) – 2008
37.3	Tennessee (499-1335) – 1965
37.4	Kentucky (889-2379) – 2012
37.6	Alabama (771-2048) – 1995
37.8	Kentucky (875-2314) – 2010
38.0	Tennessee (532-1399) – 1964
38.1	Kentucky (823-2162) – 1999
38.2	LSU (781-2046) – 2000
38.2	Florida (725-1897) – 2013

Three-Point Field Goals Allowed – Season

59	Ole Miss (206 att) – 1987
75	Tennessee (238 att) – 1988
83	Kentucky (228 att) – 1987
84	Tennessee (238 att) – 1987
89	Mississippi State (283 att) – 1988
90	Ole Miss (223 att) – 1988
99	Kentucky (304 att) – 1991
112	Tennessee (294 att) – 1990
114	Georgia (328 att) – 1989
116	Tennessee (310 att) – 1989
116	Auburn (336 att) – 1991

Three-Point Field Goal Percentage Defense – Season

27.1	Kentucky (175-646) – 2015
27.2	Arkansas (64-602) – 2020
28.5	Florida (206-722) – 2007
28.6	Ole Miss (59-206) – 1987
28.7	Ole Miss (126-439) – 1996
28.8	Texas A&M (191-664) – 2014
28.8	Missouri (173-601) – 2020
28.9	Alabama (164-568) – 2012
29.2	Ole Miss (177-607) – 2020
29.2	South Carolina (201-689) – 2004

Free Throws Allowed – Season

236	South Carolina (373 att) – 2001
267	Vanderbilt (401 att) – 1978
280	Georgia (427 att) – 1980
283	Tennessee (426 att) – 1976
283	Mississippi State (427 att) – 1987
288	Auburn (411 att) – 1986
289	LSU (446 atts) – 2004
294	Vanderbilt (452 atts) – 1991
297	Vanderbilt (423 att) – 1975
297	Vanderbilt (429 att) – 1976

Free Throw Percentage Defense – Season

60.8	Auburn (322-530) – 1995
61.6	LSU (413-671) – 1994
61.5	Tennessee (318-517) – 1972
62.0	Mississippi State (401-647) – 1991
62.3	LSU (403-647) – 1993
62.5	Auburn (417-667) – 1999
62.5	Florida (379-606) – 2009
62.6	Vanderbilt (352-562) – 1993
63.0	Vanderbilt (427-678) – 2010
63.2	South Carolina (354-560) – 1992

Rebounds Allowed – Game

*11	Mississippi State vs. Georgia – 1982
*11	Ole Miss vs. Mississippi State – 1982
14	Tennessee vs. Mississippi State – 1982
15	LSU vs. Florida – 1990
15	Mississippi State vs. Princeton – 1996
15	Kentucky vs. North Dakota – 2019
16	LSU vs. Nicholls State – 2003
16	Georgia vs. Santa Clara – 1993
16	Mississippi State vs. Tennessee – 1984
16	Ole Miss vs. Presbyterian – 2008
16	South Carolina vs. Holy Cross – 2017
16	Mississippi St. vs. Tulane – 2020

Rebounds Allowed – Season

705	Ole Miss (30g) – 1982
708	Florida (25g) – 1965
708	Mississippi State (27g) – 1982
722	Tennessee (30g) – 1990
786	Mississippi State (28g) – 1984
790	Tennessee (25g) – 1965
798	Tennessee (30g) – 1982
824	Auburn (28g) – 1982
843	Mississippi State (28g) – 1985
846	Tennessee (29g) – 1981
846	Vanderbilt (29g) – 1982

Rebounds Per Game

23.5	Ole Miss (705 in 30g) – 1982
24.1	Tennessee (722 in 30g) – 1990
26.2	Mississippi State (708 in 27g) – 1982
26.6	Tennessee (798 in 30g) – 1982
28.1	Mississippi State (786 in 28g) – 1984
28.3	Florida (708 in 25g) – 1965
28.4	Ole Miss (853 in 30g) – 1981
28.5	Auburn (882 in 31g) – 1984
28.6	Kentucky (1029 in 36g) – 1986

#NCAA Record

*Conference Game Record

\$NIT Record

Games Played

40	Kentucky (35-5) – 1997
40	Florida (35-5) – 2007
40	Kentucky (38-2) – 2012
40	Kentucky (29-11) – 2014
40	Auburn (30-10) – 2019
39	Kentucky (36-3) – 1948
39	LSU (24-15) – 1987
39	Arkansas (32-7) – 1995
39	Kentucky (35-4) – 1998
39	Florida (33-6) – 2006
39	Florida (36-3) – 2014
39	Kentucky (38-1) – 2015
38	LSU (26-12) – 1986
38	South Carolina (23-15) – 2006
38	Kentucky (35-3) – 2010
38	Kentucky (29-9) – 2011
38	Kentucky (32-6) – 2017

Total Wins

38	Kentucky (lost 2) – 2012
38	Kentucky (lost 1) – 2015
36	Kentucky (lost 3) – 1948
36	Florida (lost 3) – 2014
35	Kentucky (lost 5) – 1997
35	Kentucky (lost 4) – 1998
35	Florida (lost 5) – 2007
35	Kentucky (lost 3) – 2010
34	Kentucky (lost 3) – 1947
34	Kentucky (lost 2) – 1996
33	Florida (lost 6) – 2006
32	Kentucky (lost 2) – 1949
32	Kentucky (lost 2) – 1951
32	Kentucky (lost 4) – 1986
32	Arkansas (lost 7) – 1995
32	Kentucky (lost 4) – 2003
32	Kentucky (lost 6) – 2017
31	LSU (lost 5) – 1981
31	Tennessee (lost 5) – 2008
31	Arkansas (lost 3) – 1994
31	Tennessee (lost 6) – 2019
30	Kentucky (lost 2) – 1978
30	Kentucky (lost 4) – 1993
30	Auburn (lost 10) – 2019
30	Kentucky (lost 7) – 2019

Conference Wins

18	Florida (lost 0) – 2014
18	Kentucky (lost 0) – 2015
17	Kentucky (lost 1) – 1970
17	LSU (lost 1) – 1981
17	Kentucky (lost 1) – 1986
16	Kentucky (lost 2) – 1969
16	Kentucky (lost 2) – 1971
16	Kentucky (lost 2) – 1977
16	Tennessee (lost 2) – 1977
16	Kentucky (lost 2) – 1978
16	Alabama (lost 2) – 1987
16	Kentucky (lost 0) – 1996
16	Kentucky (lost 0) – 2003
16	Kentucky (lost 0) – 2012
16	Kentucky (lost 2) – 2017
16	LSU (lost 2) – 2019

Total Losses

24	Missouri (won 8) – 2017
23	LSU (won 3) – 1967
23	Auburn (won 9) – 2013
23	Missouri (won 9) – 2015
23	Vanderbilt (won 9) – 2019
22	Georgia (won 3) – 1952
22	Georgia Tech (won 2) – 1954
22	Tulane (won 1) – 1964
22	Florida (won 5) – 1982
22	Mississippi State (won 6) – 1986
22	Tennessee (won 12) – 1991
22	Tennessee (won 5) – 1994
22	Mississippi State (won 10) – 2013

Conference Losses

18	Vanderbilt (won 0) – 2019
17	LSU (won 1) – 1967
17	Alabama (won 1) – 1969
16	Tulane (won 2) – 1935
16	Georgia (won 2) – 1974
16	Ole Miss (won 2) – 1976
16	Florida (won 2) – 1980
16	Florida (won 2) – 1982
16	Auburn (won 2) – 1989
16	LSU (won 2) – 2017
16	Missouri (won 2) – 2017
16	Georgia (won 2) – 2019

Consecutive Wins

38	Kentucky – 2015
32	Kentucky – 1954-55
30	Auburn – 1957-59
30	Florida – 2014
27	Kentucky – 1995-96
26	Kentucky – 1945-47
26	LSU – 1980-81
26	Kentucky – 2002-03
25	Kentucky – 1965-66
24	Kentucky – 1933-34
24	Kentucky – 2012
23	Kentucky – 1951-52

Consecutive Losses

19	Vanderbilt – 2019
16	Ole Miss – 1975-76
15	Alabama – 1968-69
15	LSU – 2017
14	Vanderbilt – 1934-36
14	Mississippi State – 1954-55
14	LSU – 1966-67
14	Florida – 1981-82
14	Florida – 1989-90
13	Auburn – 1946-47
13	Georgia – 1951-52
13	Mississippi State – 2014
13	Missouri – 2015
13	Missouri – 2017

Regular Season Only – Consecutive Conference Wins

51	Kentucky – 1950-54
43	Kentucky – 1946-50
32	Kentucky – 1933-36
26	Kentucky – 1995-96
23	Auburn – 1958-59
20	Kentucky – 2011-13
19	Kentucky – 2002-04

Regular Season Only – Consecutive Conference Losses

24	Sewanee – 1938-40
22	Alabama – 1968-70
18	Vanderbilt – 2019
16	Mississippi State – 1945-46
16	Mississippi State – 1981-82
14	Auburn – 1945-47
14	LSU – 1966-67
14	Missouri – 2016-17
14	LSU – 2017
13	Mississippi State – 2014
13	Missouri – 2015
12	Ole Miss – 1940-41
11	Mississippi State – 1944-46
11	Mississippi State – 1954-55
11	Ole Miss – 1965-66
11	Georgia – 1974-75
11	Vanderbilt – 1984-85

Consecutive Conference Home Wins

70	Kentucky – 1939-55
49	Kentucky – 1967-73
40	Alabama – 1929-35
34	Kentucky – 1955-59
27	Kentucky – 2015-present
26	LSU – 1933-36
23	Kentucky – 1980-82
22	Auburn – 1957-60
22	Tennessee – 1975-78
22	Kentucky – 1989-92
22	Kentucky – 1999-02
21	Tennessee – 1966-68
20	LSU – 1952-54
20	Mississippi State – 1957-59



ANNUAL TEAM LEADERS

Scoring Offense

Year	Team	G	Pts.	Avg.
1961	Mississippi State	25	1925	77.0
1962	Kentucky	26	2141	82.3
1963	Kentucky	25	1893	75.7
1964	Kentucky	27	2326	86.1
1965	Kentucky	25	2109	84.4
1966	Kentucky	29	2519	86.9
1967	Kentucky	26	2151	82.7
1968	Kentucky	27	2400	88.9
1969	Kentucky	28	2542	90.8
1970	Kentucky	28	2709	96.8
1971	Kentucky	28	2670	95.4
1972	Alabama	26	2278	87.6
1973	Kentucky	28	2341	83.6
1974	LSU	26	2129	81.9
1975	Kentucky	31	2858	92.2
1976	LSU	26	2146	82.5
1977	Tennessee	28	2399	85.7
1978	Kentucky	32	2693	84.2
1979	LSU	29	2401	82.8
1980	Vanderbilt	26	2063	79.3
1981	LSU	36	2851	79.2
1982	Alabama	31	2375	76.6
1983	Alabama	32	2387	74.6
1984	LSU	29	2160	74.5
1985	Georgia	31	2378	76.7
1986	Georgia	30	2336	77.9
1987	Florida	28	2864	84.2
1988	Vanderbilt	31	2441	78.7
1989	LSU	32	2966	92.7
1990	LSU	32	2921	91.3
1991	LSU	30	2713	90.4
1992	Arkansas	34	3053	89.8
1993	Kentucky	34	2975	87.5
1994	Arkansas	34	3176	93.4
1995	Arkansas	39	3416	87.6
1996	Kentucky	36	3292	91.4
1997	Kentucky	40	3325	83.1
1998	Arkansas	33	2716	82.3
1999	Auburn	33	2680	81.2
2000	Florida	37	3102	83.8
2001	Florida	31	2509	80.9
2002	Florida	31	2495	80.5
2003	Georgia	27	2138	79.2
2004	Mississippi State	30	2318	77.3
2005	Florida	32	2438	76.2
2006	Tennessee	30	2413	80.4
2007	Tennessee	35	2831	80.9
2008	Tennessee	36	2946	81.8
2009	Tennessee	34	2665	78.4
2010	Kentucky	38	3012	79.3
2011	Vanderbilt	34	2581	75.9
2012	Kentucky	40	3095	77.4
2013	Ole Miss	36	2779	77.2
2014	Arkansas	34	2723	80.1
2015	Arkansas	36	2787	77.4
2016	Kentucky	36	2861	79.5
2017	Kentucky	38	3225	84.9
2018	Auburn	34	2783	81.9
2019	Tennessee	37	3035	82.0
2020	Alabama	31	2542	82.0

Scoring Defense

Year	Team	G	Pts.	Avg.
1961	Auburn	22	1278	58.1
1962	Auburn	24	1254	52.3
1963	Auburn	22	1312	59.6
1964	Tennessee	24	1399	58.3
1965	Tennessee	25	1391	55.7
1966	Tennessee	26	1499	57.7
1967	Tennessee	28	1511	54.0
1968	Tennessee	26	1548	59.5
1969	Tennessee	28	1651	59.0
1970	Tennessee	25	1608	64.3
1971	Tennessee	28	1908	68.1
1972	Tennessee	25	1610	64.4
1973	Ole Miss	26	1745	67.1
1974	Tennessee	26	1736	66.8
1975	Alabama	27	1994	73.9
1976	Alabama	28	1933	69.0
1977	Kentucky	30	2070	69.1
1978	Mississippi State	27	1813	67.1
1979	Vanderbilt	27	1849	68.5
1980	Georgia	27	1774	65.7
1981	Ole Miss	30	1842	61.4
1982	Ole Miss	30	1692	56.4
1983	Kentucky	31	1937	62.5
1984	Kentucky	34	1975	58.1
1985	Alabama	33	1982	60.1
1986	Kentucky	36	2204	61.2
1987	Mississippi State	28	1834	65.5
1988	Mississippi State	29	1885	65.0
1989	Alabama	31	2167	69.9
1990	Alabama	35	2151	61.5
1991	Vanderbilt	30	2116	70.5
1992	Florida	33	2189	66.3
1993	Kentucky	34	2374	69.8
1994	Florida	37	2514	67.9
1995	Tennessee	27	1711	63.4
1996	Tennessee	29	1827	63.0
1997	Tennessee	27	1663	61.6
1998	LSU	27	1765	65.4
1999	Auburn	33	2033	61.6
2000	LSU	34	2132	62.7
2001	Ole Miss	35	2262	64.6
2002	South Carolina	37	2279	61.6
2003	Mississippi State	31	1852	59.7
2004	South Carolina	34	2130	62.6
2005	Kentucky	34	2127	62.6
2006	South Carolina	38	2379	62.6
2007	Florida	40	2504	62.6
2008	Mississippi State	34	2228	65.5
2009	Auburn	36	2354	65.4
2010	Alabama	32	2073	64.8
2011	Alabama	37	2198	59.4
2012	Alabama	33	1918	58.1
2013	Florida	37	2012	54.4
2014	Florida	39	2253	57.8
2015	Kentucky	39	2118	54.3
2016	Texas A&M	37	2458	66.4
2017	Alabama	34	2200	64.7
2018	Tennessee	35	2301	65.7
2019	Florida	36	2289	63.6
2020	Tennessee	31	1990	64.2

Scoring Margin

Year	Team	Pts.	Opp.	Diff
1969	Kentucky	92.2	78.5	13.7
1970	Kentucky	96.8	80.5	16.3
1971	Kentucky	95.4	84.8	10.6
1972	Kentucky	82.5	74.8	7.7
1973	Kentucky	83.6	74.9	8.7
1974	Alabama	81.7	69.8	10.9
1975	Kentucky	92.2	78.5	13.7
1976	Alabama	78.6	69.0	9.6
1977	Kentucky	83.6	69.1	14.5
1978	Kentucky	84.2	69.8	13.4
1979	LSU	82.8	74.8	8.0
1980	Kentucky	76.7	66.4	10.3
1981	LSU	79.2	68.0	11.2
1982	Kentucky	73.3	66.4	6.9
1983	Georgia	74.4	64.7	9.7
1984	Kentucky	68.2	58.1	10.1
1985	Georgia	76.7	66.8	9.9
1986	Kentucky	74.1	61.2	12.9
1987	Florida	84.2	71.9	12.3
1988	Kentucky	77.0	68.9	8.1
1989	Tennessee	84.0	77.8	6.2
1990	Alabama	71.7	61.5	10.2
1991	Georgia	81.7	71.4	10.3
1992	Arkansas	89.8	76.9	12.9
1993	Kentucky	87.5	69.8	17.7
1994	Arkansas	93.4	75.6	17.9
1995	Kentucky	87.4	69.0	18.4
1996	Kentucky	91.4	69.4	22.1
1997	Kentucky	83.1	62.8	20.3
1998	Kentucky	80.1	67.0	13.1
1999	Auburn	81.2	61.6	19.6
2000	Florida	83.8	68.9	15.0
2001	Florida	80.9	67.1	13.8
2002	Florida	80.5	66.6	13.9
2003	Kentucky	77.3	64.1	13.1
2004	Mississippi State	77.3	66.6	10.7
2005	Florida	76.2	63.1	13.1
2006	Florida	78.3	63.5	14.7
2007	Florida	79.8	62.6	17.2
2008	Tennessee	81.8	70.0	11.9
2009	Florida	77.1	67.4	9.6
2010	Kentucky	79.3	64.9	14.3
2011	Kentucky	74.9	63.5	11.4
2012	Kentucky	77.4	60.6	16.8
2013	Florida	71.4	54.4	17.0
2014	Florida	69.9	57.8	12.2
2015	Kentucky	74.4	54.3	20.1
2016	Kentucky	79.5	68.1	11.4
2017	Kentucky	84.9	71.5	13.4
2018	Auburn	81.9	73.2	8.7
2019	Tennessee	82.0	69.7	12.3
2020	Kentucky	74.4	66.1	8.3

ANNUAL TEAM LEADERS

Field Goal Percentage

Year	Team	FGM	FGA	Pct.
1961	Auburn	500	1018	49.1
1962	Auburn	542	1190	45.6
1963	Auburn	597	1187	50.2
1964	Auburn	600	1271	47.2
1965	Florida	658	1386	47.5
1966	Kentucky	887	1805	49.1
1967	Vanderbilt	834	1654	50.4
1968	Auburn	649	1370	47.3
1969	Auburn	734	1461	50.2
1970	Kentucky	1099	2205	49.8
1971	LSU	897	1732	51.7
1972	Georgia	834	1665	50.1
1973	Tennessee	701	1392	50.4
1974	Kentucky	845	1699	49.7
1975	Tennessee	927	1756	52.8
1976	Tennessee	878	1722	51.0
1977	Tennessee	984	1839	53.5
1978	Kentucky	1040	1922	54.1
1979	Georgia	874	1675	52.2
1980	Ole Miss	782	1519	51.5
1981	Tennessee	823	1590	51.8
1982	Ole Miss	696	1281	54.3
1983	Kentucky	869	1564	55.6
1984	Auburn	908	1752	51.8
1985	Georgia	977	1890	51.6
1986	Alabama	998	1851	53.9
1987	Alabama	976	1900	51.4
1988	Vanderbilt	907	1826	49.7
1989	Florida	950	1890	50.3
1990	LSU	1116	2194	50.9
1991	LSU	1010	2040	49.5
1992	Auburn	877	1715	51.1
1993	Auburn	815	1627	43.8
1994	Auburn	854	1689	50.6
1995	Auburn	784	1662	47.2
1996	Kentucky	1198	2461	48.7
1997	Kentucky	1238	2631	47.1
1998	Kentucky	1161	2409	48.2
1999	Kentucky	1034	2163	47.8
2000	LSU	915	1880	48.7
2001	Kentucky	988	2051	48.2
2002	Mississippi State	943	1965	48.0
2003	Kentucky	1026	2102	48.8
2004	Florida	829	1719	48.2
2005	Alabama	819	1694	48.3
2006	Florida	1061	2120	50.0
2007	Florida	1125	2138	52.6
2008	Florida	1029	2108	48.8
2009	Kentucky	933	1940	48.1
2010	Kentucky	1066	2228	47.8
2011	Florida	968	2083	46.5
2012	Kentucky	1096	2248	48.8
2013	Florida	960	2010	47.8
2014	Florida	945	2056	46.0
2015	Vanderbilt	838	1775	47.2
2016	Kentucky	1028	2149	47.8
2017	Kentucky	1134	2396	47.3
2018	LSU	916	1926	47.6
2019	Tennessee	1106	2231	49.6
2020	LSU	886	1880	47.1

Field Goal Percentage Defense

Year	Team	FGM	FGA	Pct.
1969	Florida	706	1747	40.4
1970	Vanderbilt	832	1950	42.7
1971	LSU	874	1985	44.0
1972	Ole Miss	764	1784	42.8
1973	Ole Miss	741	1810	40.9
1974	Alabama	742	1773	41.8
1975	Auburn	829	1946	42.6
1976	Alabama	780	1783	43.7
1977	Mississippi State	782	1776	44.0
1978	Georgia	743	1692	43.9
1979	LSU	820	1812	45.3
1980	Kentucky	880	1971	44.7
1981	Kentucky	651	1494	43.6
1982	Kentucky	786	1681	46.8
1983	Kentucky	776	1788	43.4
1984	Kentucky	796	1894	42.0
1985	Alabama	778	1816	42.8
1986	Alabama	916	1982	46.2
1987	LSU	971	2240	43.3
1988	Florida	915	2121	43.1
1989	Florida	973	2199	44.2
1990	Alabama	784	1952	40.2
1991	LSU	903	2129	42.4
1992	South Carolina	678	1663	40.8
1993	Kentucky	807	1917	42.1
1994	Mississippi State	709	1812	39.1
1995	Alabama	771	2048	37.6
1996	Mississippi State	803	2084	38.5
1997	Tennessee	557	1437	38.8
1998	Kentucky	892	2324	38.4
1999	Kentucky	823	2162	38.1
2000	LSU	781	2046	38.2
2001	Arkansas	712	1763	40.4
2002	Auburn	653	1624	40.2
2003	Mississippi State	670	1672	40.1
2004	South Carolina	752	1907	39.4
2005	Alabama	770	1900	40.5
2006	Florida	902	2263	39.9
2007	Mississippi State	856	2125	40.3
2008	Mississippi State	790	2137	37.0
2009	Kentucky	822	2114	38.9
2010	Kentucky	875	2314	37.8
2011	Alabama	758	1965	38.6
2012	Kentucky	889	2379	37.4
2013	Florida	725	1897	38.2
2014	Texas A&M	724	1810	40.0
2015	Kentucky	750	2116	35.4
2016	Vanderbilt	784	2033	38.6
2017	South Carolina	789	1969	40.1
2018	Georgia	778	1975	39.4
2019	Kentucky	854	2134	40.0
2020	South Carolina	656	1669	39.3

Three-Point Field Goal Percentage

Year	Team	Made	Att.	Pct.
1987	Alabama	168	379	44.3
1988	Vanderbilt	200	464	43.1
1989	Alabama	133	318	41.8
1990	Georgia	165	397	41.6
1991	Vanderbilt	231	565	40.9
1992	Auburn	182	403	45.2
1993	Vanderbilt	262	636	41.2
1994	Vanderbilt	232	595	39.0
1995	Arkansas	361	917	39.4
1996	Kentucky	266	670	39.7
1997	Florida	254	680	37.4
1998	Florida	285	712	40.0
1999	Florida	289	762	37.9
2000	Vanderbilt	222	607	36.6
2001	Florida	256	668	38.3

2002	Ole Miss	235	618	38.0
2003	Florida	287	735	39.0
2004	Alabama	233	616	37.8
2005	Alabama	249	632	39.4
2006	Florida	289	738	39.2
2007	Florida	297	727	40.9
2008	Vanderbilt	303	760	39.9
2009	LSU	213	572	37.2
2010	Vanderbilt	203	552	36.8
2011	Kentucky	281	707	39.7
2012	Vanderbilt	307	792	38.8
2013	Florida	300	794	37.8
2014	South Carolina	195	516	37.8
2015	Vanderbilt	255	651	39.2
2016	Arkansas	216	544	39.7
2017	Vanderbilt	346	921	37.6
2018	Arkansas	269	679	39.6
2019	Mississippi State	292	774	37.7
2020	Alabama	334	957	34.9

Three-Point Field Goal Percentage Defense

Year	Team	Made	Att.	Pct.
1987	Ole Miss	59	206	28.6
1988	Mississippi State	89	283	31.4
1989	Georgia	114	328	34.8
1990	Georgia	140	430	32.6
1991	Alabama	181	563	32.1
1992	Kentucky	125	415	30.1
1993	Alabama	150	465	32.3
1994	Arkansas	217	732	29.6
1995	Alabama	195	658	29.6
1996	Ole Miss	126	439	28.7
1997	Georgia	191	622	30.7
1998	Ole Miss	147	490	30.0
1999	Mississippi State	184	608	30.3
2000	LSU	233	745	31.3
2001	Ole Miss	146	494	29.6
2002	South Carolina	173	599	28.9
2003	Mississippi State	192	587	32.7
2004	South Carolina	201	689	29.2
2005	Arkansas	162	524	30.9
2006	Florida	232	730	31.8
2007	Florida	206	722	28.5
2008	Tennessee	229	735	31.2
2009	Alabama	219	701	31.2
2010	Tennessee	230	774	29.7
2011	Kentucky	281	707	39.7
2012	Alabama	164	568	28.9
2013	Alabama	184	597	30.8
2014	Texas A&M	191	664	28.8
2015	Kentucky	175	646	27.1
2016	Vanderbilt	183	622	29.4
2017	South Carolina	208	687	30.3
2018	Kentucky	287	955	30.1
2019	Florida	231	730	31.6
2020	Arkansas	164	602	27.2



ANNUAL TEAM LEADERS

Three-Point Field Goals Per Game

Year	Team	G	Made	Avg.
1987	Florida	34	196	5.8
1988	Vanderbilt	31	200	6.5
1989	Tennessee	30	217	7.2
1990	Kentucky	28	281	10.0
1991	Kentucky	28	242	8.6
1992	Kentucky	36	317	8.8
1993	Kentucky	34	340	10.0
1994	Kentucky	34	301	8.9
1995	Arkansas	39	361	9.3
1996	Auburn	32	287	9.0
1997	Arkansas	32	274	8.6
1998	Florida	29	285	9.8
1999	Florida	31	289	9.3
2000	Arkansas	34	292	8.6
2001	Arkansas	31	273	8.8
2002	Vanderbilt	32	282	8.8
2003	Florida	33	287	8.7
2004	Florida	31	249	8.0
2005	Vanderbilt	34	322	9.5
2006	Tennessee	30	264	8.8
2007	Tennessee	35	327	9.3
2008	Vanderbilt	34	303	8.9
2009	Mississippi State	36	296	8.2
2010	Mississippi State	36	329	9.1
2011	Mississippi State	31	246	7.9
2012	Florida	37	357	9.6
2013	Florida	37	300	8.1
2014	Ole Miss	33	258	7.8
2015	Vanderbilt	35	255	7.3
2016	Auburn	31	272	8.8
2017	Vanderbilt	35	346	9.9
2018	Auburn	34	324	9.5
2019	Auburn	40	454	11.4
2020	Alabama	31	334	10.8

Free Throw Percentage

Year	Team	FTM	FTA	Pct.
1961	Tulane	459	604	75.9
1962	Kentucky	476	634	75.1
1963	Tulane	390	492	79.3
1964	Kentucky	434	573	75.7
1965	Kentucky	517	675	76.6
1966	Auburn	476	601	79.2
1967	Kentucky	429	559	76.7
1968	Vanderbilt	527	684	77.0
1969	Tennessee	346	452	76.5
1970	Kentucky	511	686	74.5
1971	Tennessee	538	679	79.2
1972	Tennessee	450	594	75.8
1973	Tennessee	281	373	75.3
1974	Vanderbilt	477	595	80.2
1975	Vanderbilt	530	692	76.6
1976	Vanderbilt	480	628	76.4
1977	Tennessee	431	582	74.1
1978	Kentucky	613	807	76.0
1979	Kentucky	666	858	77.6
1980	Kentucky	609	802	75.9
1981	Tennessee	424	561	75.6
1982	Kentucky	545	727	75.0
1983	Ole Miss	530	710	74.6
1984	Alabama	466	632	73.7
1985	Tennessee	647	851	76.0
1986	Alabama	497	654	76.0
1987	Alabama	521	662	78.7
1988	Auburn	406	527	77.0
1989	LSU	557	723	77.0
1990	Vanderbilt	738	951	77.6
1991	Vanderbilt	485	641	75.7
1992	Arkansas	604	815	74.1
1993	Tennessee	467	634	73.7

1994	Vanderbilt	557	792	75.1
1995	Kentucky	576	801	71.9
1996	Kentucky	630	883	71.3
1997	Alabama	421	576	73.1
1998	Vanderbilt	495	701	70.6
1999	Alabama	446	626	71.2
2000	Vanderbilt	457	624	73.2
2001	Florida	555	761	72.9
2002	Ole Miss	507	687	73.8
2003	Ole Miss	393	541	72.6
2004	Florida	462	616	75.0
2005	Alabama	539	732	73.6
2006	Florida	641	862	74.4
2007	Vanderbilt	469	643	72.9
2008	LSU	386	521	74.1
2009	Kentucky	601	777	77.3
2010	Vanderbilt	616	854	72.1
2011	Ole Miss	517	684	75.6
2012	Kentucky	678	938	72.3
2013	Missouri	525	706	74.4
2014	Missouri	703	948	74.2
2015	Ole Miss	559	723	77.3
2016	Tennessee	523	721	72.5
2017	Vanderbilt	513	660	77.7
2018	Auburn	647	836	77.4
2019	Ole Miss	461	589	78.3
2020	Kentucky	560	703	79.7

Turnover Margin

Year	Team	TOs	Opp.	Diff
1984	Ole Miss	14.3	17.2	2.9
1985	Georgia	14.1	19.0	4.9
1986	Florida	10.4	14.6	4.2
1987	Florida	12.4	17.2	4.8
1988	Kentucky	12.5	16.0	3.5
1989	Ole Miss	13.5	17.3	3.8
1990	Kentucky	14.4	21.2	6.8
1991	Georgia	14.4	20.1	5.7
1992	Kentucky	15.1	19.7	4.6
1993	Arkansas	14.5	21.9	7.4
1994	Arkansas	15.9	21.3	5.4
1995	Kentucky	14.8	20.9	6.1
1996	Kentucky	15.4	22.2	6.8
1997	Kentucky	14.7	22.1	7.3
1998	Arkansas	16.5	22.4	5.8
1999	Auburn	12.9	19.9	7.0
2000	Arkansas	14.5	21.1	6.6
2001	Arkansas	14.5	21.5	7.0
2002	Arkansas	14.2	19.7	5.5
2003	South Carolina	13.3	16.1	2.8
2004	South Carolina	13.2	16.4	3.2
2005	Kentucky	13.1	17.5	4.4
2006	Tennessee	12.5	17.1	4.6
2007	Tennessee	14.2	18.3	4.1
2008	Tennessee	13.2	18.3	5.1
2009	South Carolina	13.6	19.5	5.9
2010	South Carolina	12.3	16.4	4.1
2011	Alabama	13.9	15.7	1.8
2012	Arkansas	13.0	16.2	3.3
2013	Arkansas	11.6	17.5	5.9
2014	Arkansas	11.5	17.0	5.5
2015	Arkansas	11.9	15.8	3.8
2016	Arkansas	11.2	14.3	3.1
2017	South Carolina	13.0	17.1	4.1
2018	Florida	9.8	13.8	4.0
2019	Auburn	11.7	17.1	5.5
2020	Arkansas	11.5	16.0	4.5

Rebounds

Year	Team	G	Reb	Avg.
1961	Vanderbilt	23	1214	52.8
1962	Kentucky	24	1330	55.4
1963	Vanderbilt	23	1191	51.7
1964	Vanderbilt	25	1466	58.6
1965	Tennessee	25	1191	48.2
1966	Florida	26	1342	51.6
1967	Florida	25	1275	51.0
1968	Florida	25	1319	52.8
1969	Tennessee	24	1421	59.2
1970	LSU	32	1691	52.8
1971	Kentucky	28	1340	47.9
1972	Alabama	26	1319	50.7
1973	Alabama	30	1526	50.9
1974	Alabama	26	1296	49.8
1975	Auburn	26	1292	49.7
1976	Ole Miss	27	1236	45.8
1977	Mississippi State	27	1240	45.9
1978	LSU	27	1247	46.2
1979	LSU	29	1226	42.3
1980	Mississippi State	27	1134	42.0
1981	Alabama	29	1095	37.8
1982	Alabama	31	1155	37.3
1983	LSU	32	1190	37.2
1984	LSU	29	1084	37.4
1985	Auburn	28	843	30.1
1986	Auburn	33	1156	35.0
1987	Auburn	31	1228	39.6
1988	Auburn	30	1203	40.1
1989	Auburn	28	1138	40.6
1990	LSU	32	1467	45.8
1991	LSU	30	1316	43.9
1992	LSU	31	1308	42.2
1993	Kentucky	34	1364	40.1
1994	Arkansas	34	1416	41.6
1995	Alabama	33	1385	42.0
1996	Kentucky	26	1500	41.7
1997	Alabama	31	1224	39.5
1998	Kentucky	39	1641	42.1
1999	Auburn	33	1452	44.0
2000	LSU	34	1373	40.4
2001	Alabama	36	1518	42.2
2002	Kentucky	32	1283	40.1
2003	Arkansas	28	1063	38.0
2004	Mississippi State	30	1231	41.0
2005	Mississippi State	34	1389	40.9
2006	LSU	36	1447	40.2
2007	Mississippi State	35	1364	39.0
2008	Mississippi State	34	1385	40.7
2009	Alabama	32	1264	39.5
2010	Kentucky	38	1584	41.7
2011	South Carolina	30	1144	38.1
2012	Kentucky	40	1556	38.9
2013	Missouri	34	1386	40.8
2014	Kentucky	40	1608	40.2
2015	LSU	33	1294	39.2
2016	South Carolina	34	1371	40.3
2017	Kentucky	38	1511	39.8
2018	Texas A&M	35	1450	41.4
2019	LSU	35	1355	38.7
2020	Auburn	31	1265	40.8

ANNUAL TEAM LEADERS

Rebounds Defense

Year	Team	G	Reb	Avg.
1969	Tennessee	24	763	31.8
1970	Georgia	25	969	38.8
1971	Tennessee	28	1003	35.8
1972	Tennessee	25	918	36.7
1973	Tennessee	24	872	36.3
1974	Kentucky	26	990	38.1
1975	Tennessee	26	908	34.9
1976	Kentucky	30	1098	36.6
1977	Tennessee	28	981	35.0
1978	Kentucky	32	1000	31.3
1979	Tennessee	33	1033	31.3
1980	Ole Miss	30	877	29.2
1981	Ole Miss	30	853	28.4
1982	Ole Miss	30	705	23.5
1983	Ole Miss	31	921	29.7
1984	Mississippi State	28	786	28.1
1985	Mississippi State	28	843	30.1
1986	Kentucky	36	1031	28.6
1987	Georgia	30	945	31.5
1988	Alabama	31	946	30.5
1989	Alabama	31	994	32.1
1990	Alabama	35	1132	32.3
1991	Vanderbilt	30	955	31.8
1992	South Carolina	28	983	35.1
1993	Auburn	27	922	34.1
1994	Florida	37	1246	33.7
1995	Florida	30	975	32.5
1996	Mississippi State	34	1110	32.6
1997	Ole Miss	29	920	31.7
1998	LSU	27	886	32.8
1999	Kentucky	37	1245	33.6
2000	LSU	34	1100	32.4
2001	Mississippi State	31	1031	33.3
2002	Ole Miss	31	955	30.8
2003	Ole Miss	29	882	30.4
2004	Kentucky	32	1005	31.4
2005	Ole Miss	31	961	31.0
2006	South Carolina	38	1211	31.9
2007	Florida	40	1164	29.1
2008	Florida	36	1144	31.8
2009	Kentucky	36	1151	32.0
2010	Georgia	31	980	31.6
2011	Florida	37	1180	31.9
2012	Kentucky	40	1286	32.2
2013	Florida	37	1117	30.2
2014	Tennessee	37	1109	30.0
2015	Tennessee	32	996	31.1
2016	Kentucky	36	1209	33.6
2017	Texas A&M	31	1032	33.3
2018	Missouri	33	1078	32.7
2019	Kentucky	37	1079	29.2
2020	Mississippi State	31	944	30.5

Rebound Margin

Year	Team	Reb	Opp.	Mar.
1969	Florida	50.3	40.5	9.8
1970	Kentucky	49.6	40.5	9.1
1971	Vanderbilt	43.7	39.4	4.3
1972	Alabama	50.7	45.5	5.2
1973	Alabama	50.9	39.2	11.6
1974	Alabama	49.8	40.3	9.5
1975	Auburn	49.7	42.7	7.0
1976	Auburn	44.5	37.5	7.0
1977	Auburn	42.7	36.5	6.2
1978	LSU	46.2	37.5	8.7
1979	LSU	42.3	34.1	7.6
1980	Kentucky	36.1	30.1	6.0
1981	Mississippi State	37.3	32.4	4.9
1982	Alabama	37.3	29.5	7.8
1983	LSU	37.2	33.7	3.5
1984	Auburn	36.9	28.5	8.4
1985	Auburn	38.3	31.2	7.1
1986	Kentucky	33.1	28.6	4.5
1987	Auburn	39.6	32.0	7.6
1988	Auburn	40.1	32.6	7.5
1989	Alabama	38.4	32.1	6.3
1990	LSU	45.8	38.1	7.7
1991	LSU	43.9	38.7	5.2
1992	LSU	42.2	37.7	4.5
1993	Kentucky	40.1	34.1	6.0
1994	Florida	39.9	33.7	6.3
1995	Florida	38.9	32.5	6.4
1996	Mississippi State	39.0	32.6	6.3
1997	Kentucky	39.4	34.2	5.2
1998	Kentucky	42.1	33.9	8.2
1999	Auburn	44.0	34.8	9.2
2000	LSU	40.4	32.4	8.0
2001	Mississippi State	41.2	33.3	7.9
2002	Mississippi State	38.8	32.4	6.5
2003	Mississippi State	37.0	30.9	6.2
2004	Mississippi State	41.0	33.1	8.0
2005	Mississippi State	40.9	32.4	8.5
2006	LSU	40.2	32.4	7.8
2007	Florida	37.6	29.1	8.5
2008	Ole Miss	40.6	35.0	5.6
2009	LSU	39.0	33.9	5.1
2010	Kentucky	41.7	33.6	8.1
2011	Florida	37.4	31.9	5.5
2012	Kentucky	38.9	32.2	6.8
2013	Missouri	40.8	32.1	8.6
2014	Kentucky	40.2	30.8	9.4
2015	Kentucky	38.0	31.2	6.8
2016	South Carolina	40.3	34.3	6.1
2017	Alabama	39.0	33.4	5.6
2018	Texas A&M	41.4	34.9	6.5
2019	Kentucky	38.5	29.2	9.4
2020	Mississippi State	37.4	30.5	7.0

Steals

Year	Team	G	No.	Avg.
1984	LSU	29	275	9.5
1985	Georgia	31	289	9.3
1986	LSU	38	306	8.1
1987	LSU	39	358	9.2
1988	Georgia	36	338	9.4
1989	Tennessee	30	292	9.7
1990	Kentucky	28	307	11.0
1991	Georgia	30	342	11.4
1992	Arkansas	34	358	10.5
1993	Arkansas	31	352	11.4
1994	Kentucky	34	394	11.6
1995	Arkansas	39	445	11.4
1996	Kentucky	36	435	12.1
1997	Kentucky	40	480	12.0
1998	Arkansas	33	356	10.8

1999	Florida	31	311	10.0
2000	Arkansas	34	379	11.2
2001	Arkansas	31	365	11.8
2002	Arkansas	29	306	10.6
2003	Mississippi State	31	268	8.7
2004	Mississippi State	30	280	9.3
2005	Kentucky	34	311	9.1
2006	Tennessee	30	301	10.0
2007	Tennessee	35	336	9.6
2008	Tennessee	36	334	9.3
2009	South Carolina	31	284	9.2
2010	South Carolina	31	269	8.7
2011	Alabama	37	351	9.5
2012	Arkansas	32	265	8.3
2013	Arkansas	32	295	9.2
2014	Arkansas	34	287	8.4
2015	Tennessee	32	247	7.7
2016	LSU	33	263	8.0
2017	South Carolina	37	288	7.8
2018	LSU	33	252	7.6
2019	Auburn	40	369	9.2
2020	Arkansas	32	254	7.9

Blocks

Year	Team	G	No.	Avg.
1984	Kentucky	34	158	4.6
1985	Alabama	33	143	4.3
1986	Alabama	33	137	4.2
1987	Florida	34	142	4.2
1988	Florida	35	162	4.6
1989	Tennessee	30	133	4.4
1990	LSU	32	225	7.0
1991	LSU	30	198	6.6
1992	LSU	31	206	6.6
1993	Kentucky	34	160	4.7
	South Carolina	27	126	4.7
1994	Ole Miss	27	159	5.9
1995	Alabama	33	201	6.0
1996	Alabama	32	196	6.1
1997	Kentucky	40	203	5.1
1998	Kentucky	39	240	6.2
1999	Tennessee	30	190	6.3
2000	Tennessee	33	192	5.8
2001	Tennessee	33	191	5.8
2002	Auburn	28	151	5.4
2003	Auburn	34	178	5.2
2004	South Carolina	34	178	5.2
2005	Arkansas	30	156	5.2
2006	LSU	36	236	6.6
2007	Mississippi State	35	222	6.3
2008	Mississippi State	34	267	7.9
2009	Mississippi State	36	271	7.5
2010	Mississippi State	36	271	7.5
2011	Kentucky	38	239	6.3
2012	Kentucky	40	344	8.6
2013	Kentucky	33	217	6.6
2014	Kentucky	40	236	5.9
2015	Kentucky	33	204	6.2
2016	Kentucky	36	209	5.8
2017	Texas A&M	31	173	5.6
2018	Texas A&M	35	209	6.0
2019	Tennessee	37	199	5.4
2020	Tennessee	31	174	5.6



ANNUAL INDIVIDUAL LEADERS

Scoring

Year	Player	Cl.	G	Pts.	Avg.
1933	Sparky Wade, LS	So.	20	193	9.7
1934	Sparky Wade, LS	Jr.	17	211	12.4
1935	Leroy Edwards, UK	So.	16	325	20.3
1936	Arnold Bryan, LS	Jr.	15	209	13.9
1937	Arnold Bryan, LS	Sr.	20	287	14.4
1938	Bonnie Graham, UM	Sr.	32	575	18.0
1939	Charles Bozeman, LS	So.	15	178	11.9
1940	Burnell Egger, UM	Sr.	19	261	13.7
1941	Shag Hawkins, AU	Jr.	19	291	15.3
1942	Frank Mancini, AU	Sr.	18	237	13.2
1943	Bob Duffy, TUL	Sr.	12	199	16.6
1944	Alex Athas, TUL	So.	20	282	14.1
1945	Dick Collier, GT	So.	14	173	10.2
1946	Jim Nolan, GT	Fr.	20	291	14.6
1947	Jim Homer, UA	Sr.	22	327	14.9
1948	Billy Joe Adcock, VU	So.	22	379	17.2
1949	Alex Groza, UK	Sr.	26	510	19.6
1950	Bill Spivey, UK	So.	30	578	19.3
1951	Bill Spivey, UK	Jr.	34	635	18.7
1952	Bob Pettit, LS	So.	24	612	25.5
1953	Bob Pettit, LS	Jr.	23	573	24.9
1954	Bob Pettit, LS	Sr.	25	785	31.4
1955	Denver Brackeen, UM	Sr.	22	599	27.2
1956	Jerry Harper, AU	Sr.	24	557	23.2
1957	Joe Gibbon, UM	Sr.	21	631	30.0
1958	Bailey Howell, MS	Jr.	25	695	27.8
1959	Bailey Howell, MS	Sr.	27	688	25.5
1960	Roger Kaiser, GT	Jr.	28	638	22.8
1961	Roger Kaiser, GT	So.	26	608	23.4
1962	Cotton Nash, UK	So.	24	571	23.8
1963	Jim Kerwin, TUL	Sr.	20	460	23.0
1964	Cotton Nash, UK	Sr.	27	648	24.0
1965	Clyde Lee, VU	Jr.	28	631	22.5
1966	Lee DeFore, AU	Sr.	26	615	23.7
1967	Ron Widby, UT	Sr.	28	619	22.1
1968	Pete Maravich, LS	So.	26	1138	43.8
1969	Pete Maravich, LS	Jr.	26	1148	44.2
1970	Pete Maravich, LS	Sr.	32	1381	44.5
1971	Johnny Neumann, UM	So.	23	923	40.1
1972	Tony Miller, UF	Jr.	19	507	26.7
1973	Wendell Hudson, UA	Sr.	30	620	20.7
1974	Kevin Grevey, UK	Jr.	25	547	21.9
1975	Bernard King, UT	Fr.	25	661	26.4
1976	Ernie Grunfeld, UT	Jr.	27	683	25.3
1977	Bernard King, UT	Jr.	26	672	25.8
1978	Mike Mitchell, AU	Sr.	27	671	24.9
1979	John Stroud, UM	Jr.	27	709	26.3
1980	John Stroud, UM	Sr.	30	755	25.2
1981	Dominique Wilkins, UG	So.	31	732	23.6
1982	Ronnie Williams, UF	So.	27	575	21.3
1983	Jeff Malone, MS	Sr.	29	777	26.8
1984	Vern Fleming, UG	Sr.	30	594	19.8
1985	Kenny Walker, UK	Jr.	31	710	22.9
1986	Tony White, UT	Jr.	28	622	22.2
1987	Tony White, UT	Sr.	29	711	24.5
1988	Dyron Nix, UT	Jr.	29	644	22.2
1989	Chris Jackson, LS	Fr.	32	965	30.2
1990	Chris Jackson, LS	So.	32	889	27.8
1991	Shaquille O'Neal, LS	So.	28	774	27.6
1992	Joe Harvell, UM	Jr.	28	699	25.0
1993	Allan Houston, UT	Sr.	30	669	22.3
1994	Wesley Person, AU	Sr.	28	621	22.2
1995	Ronnie Henderson, LS	So.	27	630	23.3
1996	Ronnie Henderson, LS	Jr.	23	502	21.8
1997	Ron Mercer, UK	So.	40	725	18.1
1998	BJ McKie, SC	Jr.	31	584	18.8
1999	Jumaine Jones, UG	So.	30	564	18.8
2000	Dan Langhi, VU	Sr.	30	664	22.1
2001	Ronald Dupree, LS	So.	29	503	17.3
2002	Jarvis Hayes, UG	So.	29	538	18.6
2003	Ron Slay, UT	Sr.	29	616	21.2

2004	Justin Reed, UM	Sr.	28	517	18.5
2005	Kennedy Winston, UA	Jr.	32	573	17.9
2006	Glen Davis, LS	So.	36	669	18.6
2007	Chris Lofton, UT	Jr.	31	645	20.8
2008	Shan Foster, VU	Sr.	34	691	20.3
2009	Jodie Meeks, UK	Jr.	36	854	23.7
2010	Devan Downey, SC	Sr.	31	699	22.5
2011	John Jenkins, VU	So.	32	624	19.5
2012	John Jenkins, VU	Jr.	35	696	19.9
2013	Marshall Henderson, UM	Jr.	36	722	20.1
2014	Jabari Brown, MO	Jr.	35	698	19.9
2015	KT Harrell, AU	Sr.	35	648	18.5
2016	Stefan Moody, UM	Sr.	31	731	23.6
2017	Sindarius Thornwell, SC	Sr.	31	663	21.4
2018	Yante Maten, UG	Sr.	33	636	19.3
2019	Grant Williams, UT	Jr.	37	696	18.8
2020	Mason Jones, AR	Jr.	31	683	22.0

n-NCAA record in both total points and scoring average.

Rebounding

Year	Player	Cl.	G	Reb	Avg.
1961	Jack Ardon, TUL	Jr.	24	392	16.3
1962	Cliff Luyk, UF	Sr.	23	352	15.3
1963	Robert Davidson, TUL	Jr.	22	308	14.0
1964	Clyde Lee, VU	So.	25	391	15.6
1965	Clyde Lee, VU	Jr.	28	420	15.0
1966	Clyde Lee, VU	Sr.	26	412	15.8
1967	Gary Keller, UF	Sr.	25	282	11.3
1968	Neal Walk, UF	Jr.	25	494	19.8
1969	Neal Walk, UF	Sr.	26	464	17.9
1970	Al Sanders, LS	So.	32	474	14.8
1971	Al Sanders, LS	Jr.	24	369	14.7
1972	Wendell Hudson, UA	Jr.	26	340	13.1
1973	Tim Bassett, UG	Sr.	26	368	14.2
1974	Pepto Bolden, AU	Fr.	26	302	11.6
1975	Leon Douglas, UA	Jr.	27	353	13.1
1976	Bernard King, UT	So.	25	325	13.0
1977	Bernard King, UT	Jr.	25	359	14.4
1978	Reginald King, UA	Jr.	27	359	13.3
1979	Wiley Peck, MS	Sr.	28	317	11.3
1980	Rickey Brown, MS	Sr.	27	389	14.4
1981	Eddie Phillips, UA	Jr.	29	283	9.8
1982	Charles Barkley, AU	Fr.	28	275	9.8
1983	Charles Barkley, AU	So.	28	266	9.5
1984	Charles Barkley, AU	Jr.	28	265	9.5
1985	Kenny Walker, UK	Jr.	31	315	10.2
1986	John Williams, LS	So.	37	313	8.5
1987	Dyron Nix, UT	So.	29	294	10.1
1988	Will Perdue, VU	Sr.	31	314	10.1
1989	Alec Kessler, UG	Jr.	31	301	9.7
	Dwayne Schintzius, UF	Jr.	30	290	9.7
1990	Shaquille O'Neal, LS	Fr.	32	385	12.0
1991	Shaquille O'Neal, LS	So.	28	411	14.7
1992	Shaquille O'Neal, LS	Jr.	30	421	14.0
1993	Geert Hammink, LS	Sr.	32	325	10.2
1994	Aubrey Wiley, AU	So.	28	261	9.3
1995	Antonio McDyess, UA	So.	33	337	10.2
1996	Steve Hamer, UT	Sr.	29	272	9.4
1997	Derek Hood, AR	So.	32	257	8.0
1998	Nick Davis, AR	Sr.	33	322	9.8
1999	Derek Hood, AR	Sr.	34	349	10.3
2000	Jamaal Magloire, UK	Sr.	33	300	9.1
2001	Erwin Dudley, UA	So.	36	361	10.0
2002	Erwin Dudley, UA	Jr.	35	313	8.9
2003	Erwin Dudley, UA	Sr.	29	276	9.5
2004	Jaime Lloreda, LS	Sr.	22	256	11.6
2005	Lawrence Roberts, MS	Sr.	32	351	11.0
2006	Glen Davis, LS	So.	36	350	9.7
2007	Glen Davis, LS	Jr.	29	303	10.4
2008	Richard Hendrix, UA	Jr.	32	324	10.1
2009	Michael Washington, AR	Jr.	30	294	9.8
2010	Jarvis Varnado, MS	Sr.	36	369	10.3
2011	Terrence Jones, UK	Fr.	38	336	8.8

2012	Arnett Moultrie, MS	Jr.	30	314	10.5
2013	Murphy Holloway, UM	Sr.	36	350	9.7
2014	Jarnell Stokes, UT	Jr.	37	392	10.6
2015	Jordan Mickey, LS	So.	31	308	9.9
2016	Ben Simmons, LS	Fr.	33	388	11.8
2017	Sebastian Saiz, UM	Sr.	36	409	11.4
2018	Robert Williams, AM	So.	30	277	9.2
2019	Donta Hall, UA	Sr.	34	298	8.8
2020	Reggie Perry, MS	So.	31	312	10.1

Field Goal Percentage

Year	Player	Cl.	G	FGM	FGA	Pct.
1961	Porter Gilbert, AU	Sr.	19	88	151	58.4
1962	Layton Johns, AU	Jr.	24	129	221	58.4
1963	Layton Johns, AU	Sr.	22	119	210	56.6
1964	Joe Newton, AU	Jr.	21	83	147	56.4
1965	Joe Newton, AU	Sr.	24	126	208	60.6
1966	Bobby Buisson, AU	Jr.	26	105	185	56.6
1967	Jim Youngblood, UG	Jr.	26	140	237	59.1
1968	Ralph Jukkola, LS	Jr.	26	125	196	63.7
1969	Dave Ramsden, LS	Sr.	26	112	166	67.5
1970	Bob Lienhard, UG	Sr.	25	215	340	63.2
1971	Al Sanders, LS	Jr.	25	209	355	58.8
1972	Al Sanders, LS	Sr.	26	171	287	59.6
1973	Larry Robinson, UT	Sr.	24	115	178	64.6
1974	Bill Singletary, MS	Sr.	26	125	188	66.5
1975	Doug Ashworth, UT	Jr.	26	95	139	68.3
1976	Bernard King, UT	So.	25	260	454	57.3
1977	Reggie Johnson, UT	Fr.	28	131	203	64.5
1978	Rick Robey, UK	Sr.	32	167	263	63.5
1979	Wiley Peck, MS	Sr.	28	154	239	64.4
1980	Lavon Mercer, UG	Sr.	27	121	198	61.1
1981	Willie Jones, VU	Jr.	29	110	165	66.7
1982	Dale Ellis, UT	Jr.	30	257	393	65.4
1983	Eugene McDowell, UF	So.	31	203	314	64.6
1984	Bobby Lee Hurt, UA	Jr.	30	168	253	66.4
1985	Bobby Lee Hurt, UA	Sr.	33	162	256	63.3
1986	Derrick McKey, UA	So.	33	178	280	63.6
1987	Chris Capers, UF	So.	31	110	175	62.9
1988	Will Perdue, VU	Sr.	31	234	369	63.4
1989	Dwayne Davis, UF	So.	33	179	248	72.2
1990	Cameron Burns, MS	Jr.	30	207	347	59.7
1991	Shaquille O'Neal, LS	So.	28	312	497	62.8
1992	Shaquille O'Neal, LS	Jr.	30	294	478	61.5
1993	Aaron Swinson, AU	Jr.	27	183	305	60.0
1994	Aaron Swinson, AU	Sr.	28	234	371	63.1
1995	Erick Dampier, MS	So.	30	153	289	64.0
1996	Steve Hamer, UT	Sr.	29	187	325	57.5
1997	Austin Bates, VU	Jr.	31	158	302	52.3
1998	Tyrone Washington, MSJr.	29	147	277	53.1	
1999	Derek Hood, AR	Sr.	34	173	306	56.5
2000	Stromile Swift, LS	So.	34	208	342	60.8
2001	Udonis Haslem, UF	Jr.	31	188	315	59.7
2002	Udonis Haslem, UF	Sr.	31	159	283	56.2
2003	Marco Killingsworth, AU	So.	34	170	309	55.0
2004	Marco Killingsworth, AU	Jr.	27	145	247	58.7
2005	Brandon Bass, LS	So.	30	181	319	56.7
2006	Joakim Noah, UF	So.	39	202	322	62.7
2007	Richard Hendrix, UA	So.	32	186	309	60.2
2008	Dwayne Curtis, UM	Sr.	35	212	335	63.3
2009	Patrick Patterson, UK	So.	34	240	398	60.3
2010	Jarvis Varnado, MS	Sr.	36	184	316	58.2
2011	Josh Harrelson, UK	Sr.	38	127	208	61.1
2012	Anthony Davis, UK	Fr.	40	210	337	62.3
2013	Murphy Holloway, UM	Sr.	36	214	385	55.6
2014	Casy Prather, UF	Sr.	37	190	315	60.3
2015	Damian Jones, VU	So.	35	186	331	56.2
2016	Gavin Ware, MS	Sr.	30	183	298	61.4
2017	Tyler Davis, AM	So.	31	166	269	61.7
2018	Tyler Davis, AM	Jr.	35	206	352	58.5
2019	Daniel Gafford, AR	So.	32	214	324	66.0
2020	Nick Richards, UK					

ANNUAL INDIVIDUAL LEADERS



Three-Point Field Goal Percentage

Year	Player	Cl.	G	FGM	FGA	Pct.
1987	Mark Gottfried, UA	Sr.	33	81	167	48.5
1988	Alvin Lee, UA	Jr.	30	72	150	48.0
1989	Alvin Lee, UA	Sr.	31	60	130	46.2
1990	Derrick Wilcox, VU	Sr.	35	56	120	46.7
1991	Gary Waites, UA	Sr.	33	52	101	51.5
1992	Ronnie Battle, AU	Jr.	27	71	139	51.1
1993	Travis Ford, UK	Jr.	34	101	191	52.9
1994	Bernard Davis, UG	Sr.	30	80	178	44.9
1995	Scotty Thurman, AR	Jr.	37	102	239	42.7
1996	Pertha Robinson, UG	Sr.	30	48	108	44.4
1997	Brandon Wharton, UT	So.	27	58	135	43.0
1998	Kenyan Weaks, UF	So.	26	61	120	50.8
1999	Greg Stolt, UF	Sr.	31	78	178	43.8
2000	Terrence Meade, UA	Fr.	28	60	142	42.3
2001	Jon Higgins, UT	So.	33	53	109	48.6
2002	Brendan Plavich, VU	So.	32	86	195	44.1
2003	Matt Bonner, UF	Sr.	33	63	133	47.4
2004	Anthony Roberson, UF	So.	30	99	233	42.5
2005	Chris Lofton, UT	Fr.	31	93	200	46.5
2006	Lee Humphrey, UF	Jr.	38	113	246	45.9
2007	Lee Humphrey, UF	Sr.	40	113	246	45.9
2008	Shan Foster, VU	Sr.	34	134	286	46.9
2009	Jodie Meeks, UK	Jr.	36	117	288	40.6
2010	Rotnei Clarke, AR	So.	31	100	234	42.7
2011	Doron Lamb, UK	Fr.	38	68	140	48.6
2012	Madracus Wade, AR	So.	32	70	147	47.6
2013	Erik Murphy, UF	Sr.	36	72	159	45.3
2014	Michael Frazier, UF	So.	39	118	264	44.7
2015	KT Harrell, AU	Sr.	35	98	226	43.4
2016	Matthew Fisher-Davis, VU	So.	32	79	177	44.6
2017	Riley LaChance, VU	Jr.	35	70	144	48.6
2018	Jaylen Barford, AR	Sr.	35	87	201	43.3
2019	Isaiah Joe, AR	Fr.	34	113	273	41.4
2020	John Petty, UA	Jr.	29	85	193	44.0

Three-Point Field Goals Per Game

Year	Player	Cl.	G	No.	Avg.
1987	Barry Booker, VU	So.	34	85	2.5
	Anthony Wilson, LS	Sr.	38	95	2.5
1988	Alvin Lee, UA	Jr.	29	72	2.5
1989	Keenan Carpenter, AU	Sr.	28	84	3.0
1990	Derrick Miller, UK	Sr.	28	99	3.5
1991	Scott Draud, VU	Sr.	30	101	3.4
1992	Joe Harvell, UM	Jr.	28	79	2.8
1993	Travis Ford, UK	Jr.	34	101	3.0
1994	Wesley Person, AU	Sr.	28	93	3.3
1995	Darryl Wilson, MS	Jr.	30	94	3.1
1996	Eric Washington, UA	Jr.	32	113	3.5
1997	Pat Bradley, AR	So.	32	98	3.1
1998	Pat Bradley, AR	Jr.	33	93	2.8
1999	Pat Bradley, AR	Sr.	34	93	2.7
2000	D.A. Layne, UG	So.	30	91	3.0
2001	Brett Nelson, UF	So.	31	81	2.6
2002	Jannero Pargo, AR	Sr.	29	95	3.3
2003	Ezra Williams, UG	Sr.	27	77	2.9
2004	Anthony Roberson, UF	So.	30	99	3.3
2005	Chris Lofton, UT	Fr.	31	93	3.0
2006	Chris Lofton, UT	So.	30	114	3.8
2007	Chris Lofton, UT	Jr.	31	106	3.4
2008	Shan Foster, VU	Sr.	34	134	3.9
2009	Jodie Meeks, UK	Jr.	36	117	3.3
2010	Tay Waller, AU	Sr.	26	87	3.3
2011	John Jenkins, VU	So.	32	100	3.1
2012	John Jenkins, VU	Jr.	35	134	3.8
2013	Marshall Henderson, UM	Jr.	36	138	3.8
2014	Marshall Henderson, UM	Sr.	30	129	4.3
2015	KT Harrell, AU	Sr.	35	98	2.8
2016	Stefan Moody, UM	Sr.	31	103	3.3
2017	Malik Monk, UK	Fr.	38	104	2.7
2018	Bryce Brown, AU	Jr.	33	107	3.2
2019	Bryce Brown, AU	Sr.	40	141	3.5
2020	Isaiah Joe, AR	So.	26	94	3.6

Free Throw Percentage

Year	Player	Cl.	G	FTM	FTA	Pct.
1961	Roger Kaiser, GT	Sr.	26	176	203	86.7
1962	Tommy Wilson, UT	Jr.	23	84	96	87.5
1963	Danny Schultz, UT	Jr.	21	89	102	87.3
1964	Danny Schultz, UT	Sr.	23	95	104	91.4
1965	Paul Smith, MS	Jr.	26	51	55	92.7
1966	Kenny Drost, LS	Jr.	26	74	82	90.2
1967	Dick McIntosh, UG	Jr.	26	72	86	83.7
1968	Dick McIntosh, UG	Sr.	24	49	55	89.1
1969	Bill Justus, UT	Sr.	24	133	149	90.4
1970	Jimmy England, UT	Jr.	25	131	146	89.7
1971	Rudy Thacker, VU	Sr.	26	56	61	91.8
1972	Dave Rhodes, UM	Jr.	24	82	91	90.1
1973	Ed Palubinskas, LS	Jr.	24	137	153	89.5
1974	John Snow, UT	Sr.	25	77	87	88.5
1975	Bruno Caldwell, UF	Sr.	28	102	115	88.7
1976	Gene Shy, UF	Sr.	26	103	122	84.4
1977	Al Bonner, UF	Jr.	26	82	95	86.3
1978	Kyle Macy, UK	So.	32	115	129	89.1
1979	Kyle Macy, UK	Jr.	31	112	129	86.8
1980	Kyle Macy, UK	Sr.	35	104	114	91.2
1981	Mike Rhodes, VU	Sr.	23	69	84	82.1
1982	Jim Master, UK	So.	30	95	106	89.6
1983	Phil Cox, VU	So.	33	113	126	89.7
1984	Jeff Turner, VU	Sr.	29	86	102	84.3
1985	Michael Brooks, UT	Sr.	37	146	164	89.0
1986	Derrick Taylor, LS	Sr.	38	81	92	88.0
1987	Tony White, UT	Sr.	29	165	183	90.2
1988	Ed Davender, UK	Sr.	33	149	171	87.1
1989	Chris Jackson, LS	So.	32	163	200	81.5
1990	Chris Jackson, LS	So.	32	191	210	91.0
1991	Allan Houston, UT	So.	34	177	205	86.3
1992	Tony Watts, MS	Sr.	28	78	92	84.8
1993	Travis Ford, UK	Jr.	34	104	118	88.1
1994	Travis Ford, UK	Sr.	33	103	113	91.2
1995	Dan Cross, UF	Sr.	30	150	178	84.3
1996	Darryl Wilson, MS	Sr.	34	160	201	79.6
1997	Greg Stolt, UF	So.	30	100	118	84.7
1998	Brian Williams, UA	Jr.	31	88	108	81.5
1999	Brian Williams, UA	Sr.	30	126	147	85.7
2000	Dan Langhi, VU	Sr.	30	162	186	87.1
2001	Tayshaun Prince, UK	Jr.	34	97	115	84.3
2002	Jason Harrison, UM	Sr.	31	92	107	86.0
2003	Maurice Williams, UA	So.	29	98	117	83.8
2004	Scooter McFadgon, UT	Jr.	28	134	147	91.2
2005	Anthony Roberson, UF	Sr.	32	81	90	90.0
2006	Ronald Steele, UA	So.	31	124	139	89.2
2007	Taurean Green, UF	Jr.	40	141	166	84.9
2008	Chris Lofton, UT	Sr.	36	101	120	84.2
2009	Jodie Meeks, UK	Jr.	36	211	234	90.2
2010	Mikhail Torrance, UA	Sr.	32	135	156	86.5
2011	Chris Warren, UM	Sr.	34	168	181	92.8
2012	John Jenkins, VU	Jr.	35	128	153	83.7
2013	Marshall Henderson, UM	Jr.	36	166	188	88.3
2014	Brenton Williams, SC	Sr.	34	120	129	93.0
2015	Stefan Moody, UM	Jr.	34	149	165	90.3
2016	Dusty Hannahs, AR	Jr.	32	100	115	87.0
2017	Dusty Hannahs, AR	Sr.	36	108	119	90.8
2018	Daryl Macon, AR	Sr.	35	154	176	87.5
2019	KeVaughn Allen, UF	Sr.	36	94	106	88.7
2020	Immanuel Quickley, UK	So.	30	144	166	86.7

Assists

Year	Player	Cl.	G	No.	Avg.
1969	Bill Hann, UT	Sr.	24	138	5.8
1970	Pete Maravich, LS	Sr.	31	192	6.3
1971	Jimmy England, UT	Sr.	26	140	5.4
1972	Ray Odums, UA	So.	26	144	5.5
1973	Rodney Woods, UT	So.	26	142	5.9
1974	Rodney Woods, UT	Jr.	25	149	6.0
1975	Rodney Woods, UT	Sr.	26	277	8.7
1976	Al Perry, MS	So.	26	207	8.0
1977	Kenny Higgs, LS	Jr.	27	239	8.9
1978	Johnny Darden, UT	Jr.	23	192	8.3
1979	Sean Tuohy, UM	Fr.	27	168	6.2
1980	Sean Tuohy, UM	So.	30	260	8.7
1981	Sean Tuohy, UM	Jr.	30	187	6.2
1982	Sean Tuohy, UM	So.	30	215	7.1
1983	Ennis Whatley, UA	So.	32	220	6.9
1984	Eric Richardson, UA	Sr.	27	186	6.9
1985	Terry Coner, UA	So.	33	184	5.6
1986	Terry Coner, UA	Jr.	32	241	7.5
1987	Terry Coner, UA	Sr.	27	173	6.4
1988	Ronnie Montgomery, UF	Sr.	34	189	5.6
1989	Gary Waites, UA	So.	31	188	6.1
1990	Sean Woods, UK	So.	28	164	5.9
1991	T.J. Pugh, LS	Jr.	30	196	6.5
1992	Chuck Evans, MS	Jr.	28	219	7.8
1993	Chuck Evans, MS	Sr.	29	235	8.1
1994	Travis Ford, UK	Sr.	33	193	5.8
1995	Pertha Robinson, UG	Jr.	27	169	6.3
1996	Wes Flanigan, AU	Jr.	32	214	6.7
1997	Kareem Reid, AR	So.	32	183	5.7
1998	Detrick White, MS	Jr.	30	166	5.5
1999	Detrick White, MS	Sr.	33	185	5.6
2000	Atiba Prater, VU	Sr.	30	180	6.0
2001	Jamison Brewer, AU	So.	32	187	5.8
2002	Derrick Zimmerman, MS	Jr.	35	210	6.0
2003	Derrick Zimmerman, MS	Sr.	31	172	5.6
2004	Cliff Hawkins, UK	Sr.	32	166	5.2
2005	Ronald Steele, UA	Fr.	32	160	5.0
	C.J. Watson, UT	Jr.	31	155	5.0
2006	Rajon Rondo, UK	So.	34	167	4.9
2007	Todd Abernethy, UM	Sr.	33	182	5.5
2008	Nick Calathes, UF	Fr.	36	221	6.1
2009	Nick Calathes, UF	So.	36	231	6.4
2010	John Wall, UK	Fr.	37	241	6.5
2011	Brad Tinsley, VU	Jr.	34	155	4.6
2012	Dee Bost, MS	Sr.	33	183	5.5
2013	Phil Pressey, MO	Jr.	34	240	7.1
2014	Alex Caruso, AM	So.	34	170	5.0
2015	Alex Caruso, AM	Jr.	33	182	5.5
2016	Tyler Ulis, UK	So.	35	246	7.0
2017	De'Aaron Fox, UK	Fr.	36	165	4.6
2018	Chris Chiozza, UF	Sr.	34	208	6.1
2019	Trmont Waters, LS	So.	33	192	5.8
2020	Ashton Hagans, UK	So.	30	191	6.4



ANNUAL INDIVIDUAL LEADERS

Blocks

Year	Player	Cl.	G	No.	Avg.
1984	Sam Bowie, UK	Sr.	34	65	1.9
1985	Bobby Lee Hurt, UA	Sr.	33	53	1.6
1986	Derrick McKey, UA	So.	33	76	2.3
1987	Dwayne Schintzius, UF	Fr.	34	95	2.8
1988	Dwayne Schintzius, UF	So.	35	84	2.4
1989	Doug Roth, UT	Sr.	30	60	2.0
1990	Shaquille O'Neal, LS	Fr.	32	115	3.6
1991	Shaquille O'Neal, LS	So.	28	140	5.0
1992	Shaquille O'Neal, LS	Jr.	30	157	5.2
1993	David Dean, UM	Jr.	28	56	2.0
1994	Andre Riddick, UK	Jr.	34	83	2.4
1995	Charles Claxton, UG	Sr.	28	94	3.4
1996	Roy Rogers, UA	Sr.	32	156	4.9
1997	Jamaal Magloire, UK	Fr.	40	79	2.0
	Tyrone Washington, MS	So.	30	59	2.0
1998	C.J. Black, UT	So.	29	73	2.5
1999	Mamadou N'diaye, AU	Jr.	33	77	2.3
2000	Stromile Swift, LS	So.	34	95	2.8
2001	Kyle Davis, AU	Fr.	30	84	2.8
2002	Kyle Davis, AU	So.	24	78	3.3
2003	Kyle Davis, AU	Jr.	34	126	3.7
2004	Kyle Davis, AU	Sr.	28	72	2.6
2005	Chuck Davis, UA	Jr.	32	62	1.9
2006	Tyrus Thomas, LS	Fr.	32	99	3.1
2007	Brandon Wallace, SC	Sr.	30	86	2.9
2008	Jarvis Varnado, MS	So.	34	157	4.6
2009	Jarvis Varnado, MS	Jr.	36	170	4.7
2010	Jarvis Varnado, MS	Sr.	36	170	4.7
2011	Sam Muldrow, SC	Sr.	30	103	3.4
2012	Anthony Davis, UK	Fr.	40	186	4.7
2013	Reginald Buckner, UM	Sr.	36	98	2.7
2014	Jordan Mickey, LS	Fr.	34	106	3.1
2015	Jordan Mickey, LS	So.	31	113	3.7
2016	Luke Kornet, VU	Jr.	28	84	3.0
2017	Moses Kingsley, AR	Sr.	36	93	2.6
2018	Anfernee McLemore, AU	So.	27	73	2.7
2019	Nicolas Claxton, UG	So.	32	81	2.5
2020	Yves Pons, UT	Jr.	31	73	2.4

Steals

Year	Player	Cl.	G	No.	Avg.
1984	Jerry Reynolds, LS	So.	29	81	2.8
1985	Terry Coner, UA	So.	33	71	2.2
1986	Derrick Taylor, LS	Sr.	38	84	2.2
1987	Darryl Joe, LS	Jr.	37	91	2.5
1988	Patrick Hamilton, UG	Jr.	32	89	2.8
1989	Gerald Glass, UM	Jr.	30	89	3.0
1990	Gerald Glass, UM	Sr.	30	70	2.3
1991	Shawn Griggs, LS	So.	29	81	2.8
1992	Chuck Evans, MS	Jr.	28	83	3.0
1993	Robert Shepherd, AR	Sr.	31	87	2.8
	Chuck Evans, MS	Sr.	29	82	2.8
1994	Clarence Ceasar, LS	Jr.	27	80	3.0
1995	Clarence Ceasar, LS	Sr.	22	66	3.0
1996	Katu Davis, UG	Sr.	31	70	2.3
1997	Drew Maddox, VU	Jr.	31	68	2.2
1998	Bryant Smith, AU	Jr.	28	67	2.4
1999	James Strong, VU	Jr.	29	77	2.7
2000	Chuck Eidson, SC	Fr.	32	93	2.9
2001	Marquis Daniels, AU	So.	32	71	2.2
2002	Chuck Eidson, SC	Jr.	37	91	2.5
2003	Marquis Daniels, AU	Sr.	34	78	2.3
2004	Winsome Frazier, MS	Jr.	30	71	2.4
2005	Rajon Rondo, UK	Fr.	34	87	2.6
2006	Ronnie Brewer, AR	Jr.	32	83	2.6
2007	Sundiata Gaines, UG	Jr.	32	72	2.3
2008	Devan Downey, SC	So.	32	103	3.2
2009	Devan Downey, SC	Jr.	31	89	2.9
2010	Devan Downey, SC	Sr.	31	85	2.7
2011	Melvin Goins, UT	Sr.	33	57	1.7
2012	Anthony Hickey, LS	Fr.	33	69	2.1
2013	Anthony Hickey, LS	So.	29	85	2.9
2014	Trevor Releford, UA	Sr.	31	69	2.2
2015	Josh Richardson, UT	Sr.	32	67	2.1
2016	Alex Caruso, AM	Sr.	37	77	2.1
2017	Sindarius Thornwell, SC	Sr.	31	66	2.1
2018	Tremont Waters, LS	Ft.	33	67	2.0
2019	Tremont Waters, LS	Fr.	33	96	2.9
2020	Dru Smith, MO	Jr.	31	64	2.1

Scoring – Individual

Year	Player	Cl.	G	Pts.	Avg.
1957	Grady Wallace, SC	Sr.	29	906	31.2
1968	Pete Maravich, LS	So.	26	1138	43.8
1969	Pete Maravich, LS	Jr.	26	1148	44.2
1970	Pete Maravich, LS	Sr.	32	1381	#44.5
1971	Johnny Neumann, UM	So.	23	923	40.1
1981	Zam Fredrick, SC	Sr.	27	781	28.9

Field Goal Percentage – Individual

Year	Player	Cl.	G	FGM	FGA	Pct.
1957	Bailey Howell, MS	So.	25	217	382	56.8
1975	Bernard King, UT	Fr.	25	273	439	62.2
1976	Sidney Moncrief, AR	Fr.	28	149	224	66.5
1989	Dwayne Davis, UF	So.	33	179	248	72.2
1991	Oliver Miller, AR	Jr.	38	254	361	70.4
2012	Ricardo Ratliffe, MO	Sr.	35	210	303	69.3

Three-Point Field Goals Made – Individual

Year	Player	Cl.	G	No.	Avg.
2012	John Jenkins, VU	Jr.	35	134	3.83

Three-Point Field Goal Percentage – Individual

Year	Player	Cl.	G	FGM	FGA	Pct.
2007	Josh Carter, AM	So.	34	86	172	50.0

Free Throw Percentage – Individual

Year	Player	Cl.	G	FTM	FTA	Pct.
1960	Jack Waters, UM	Jr.	24	103	118	87.3
1962	Tommy Boyer, AR	Jr.	23	125	134	93.3
1963	Tommy Boyer, AR	Sr.	24	147	161	91.3
1969	Bill Justus, UT	Sr.	24	133	149	90.5
1974	Rickey Medlock, AR	Jr.	26	87	95	91.6
2011	Chris Warren, UM	Sr.	34	168	181	92.8

Rebounding – Individual

Year	Player	Cl.	G	Reb	Avg.
1968	Neal Walk, UF	Jr.	25	494	19.8
1991	Shaquille O'Neal, LS	So.	28	411	14.7

Blocks – Individual

Year	Player	Cl.	G	No.	Avg.
1992	Shaquille O'Neal, LS	Jr.	30	157	5.2
2008	Jarvis Varnado, MS	So.	34	157	4.6
2009	Jarvis Varnado, MS	Jr.	36	170	4.7
2012	Anthony Davis, UK	Fr.	40	186	4.7
2015	Jordan Mickey, LS	So.	31	113	3.7

Double-Doubles – Individual

Year	Player	G	No.	Avg.
2014	Julius Randle, UK	Fr.	40	24

Won-Lost Percentage – Team

Year	Team	W	L	Pct.
1949	Kentucky	32	2	.941
1954	Kentucky	25	0	1.000
1959	Mississippi St.	24	1	.960
1962	Mississippi St.	24	1	.960
1978	Kentucky	30	2	.938
1994	Arkansas	31	3	.912
2003	Kentucky	32	4	.889
2010	Kentucky	35	3	.921
2012	Kentucky	38	2	.950
2015	Kentucky	38	1	.974

Scoring Offense – Team

Year	Team	G	Pts.	Avg.
1952	Kentucky	32	2635	82.3

Scoring Defense – Team

Year	Team	G	Pts.	Avg.
1951	Texas A&M	29	1275	44.0
1965	Tennessee	25	1391	55.6
1967	Tennessee	28	1511	54.0

Scoring Margin – Team

Year	Team	Pts.	Opp.	Diff
1949	Kentucky	68.2	43.9	24.3
1951	Kentucky	74.7	52.5	22.2
1952	Kentucky	82.3	55.4	26.9
1954	Kentucky	87.5	60.3	27.2
1957	Kentucky	84.2	69.4	14.8
1994	Arkansas	93.4	75.6	17.9
1995	Kentucky	87.4	69.0	18.4
1996	Kentucky	91.4	69.4	22.1
1997	Kentucky	83.1	62.8	20.3
2007	Florida	79.8	62.6	17.2
2012	Kentucky	77.4	60.6	16.8
2015	Kentucky	74.4	54.3	20.1

Field Goal Percentage – Team

Year	Team	FGM	FGA	Pct.
1959	Auburn	593	1216	48.8
1960	Auburn	532	1022	52.1
1977	Arkansas	849	1558	54.5
1978	Arkansas	1060	1943	54.6
1980	Missouri	936	1635	#57.2
1983	Kentucky	869	1564	55.6
1994	Auburn	854	1689	50.6
2007	Florida	1125	2138	52.6
2012	Missouri	981	1945	50.4

Field Goal Percentage Defense – Team

Year	Team	FGM	FGA	Pct.
1995	Alabama	771	2048	37.6
2012	Kentucky	889	2379	37.4
2015	Kentucky	750	2116	35.4

Three-Point Field Goals Made – Team

Year	Team	G	No.	Avg.
1990	Kentucky	28	281	10.04
1998	Florida	29	285	9.83
2012	Florida	37	357	9.65
2019	Auburn	40	454	11.35

Three-Point Field Goals Attempts – Team

Year	Team	G	No.	Avg.
2019	Auburn	40	1204	30.1

Three-Point Field Goal Percentage Defense – Team

Year	Team	FGM	FGA	Pct.
2020	Arkansas	164	602	27.2

Free Throw Percentage – Team

Year	Team	FTM	FTA	Pct.
1960	Auburn	424	549	77.2
1961	Tulane	459	604	76.0
1962	Arkansas	647	502	77.6
1963	Tulane	390	492	79.3
1966	Auburn	476	601	79.2
1968	Vanderbilt	527	684	77.0
1971	Tennessee	538	679	79.2
1974	Vanderbilt	477	595	80.2
1975	Vanderbilt	530	692	76.6
1987	Alabama	521	662	78.7

Rebounding – Team

Year	Team	G	No.	Avg.
1959	Mississippi St.	25	1012	58.9

Assists – Team

Year	Team	G	No.	Avg.
1992	Arkansas	34	674	19.8
1994	Arkansas	34	687	20.2
1996	Kentucky	36	783	21.8
1997	Kentucky	40	776	19.4
2009	Missouri	38	699	18.4

Assist-To-Turnover Ratio – Team

Year	Team	A	TO	Ratio
2003	Georgia	483	312	1.55
2012	Missouri	566	358	1.58

Blocks – Team

Year	Team	G	No.	Avg.
2012	Kentucky	40	344	8.60

Steals – Team

Year	Team	G	No.	Avg.
1989	Arkansas	32	372	11.6
2010	Missouri	34	371	10.9

Turnover Margin – Team

Year	Team	Own	Opp	Margin
1996	Kentucky	22.19	15.39	6.81
1999	Auburn	19.91	12.88	7.03
2000	Arkansas	21.18	14.53	6.65

#NCAA record



NCAA ATTENDANCE

SEC Year-By-Year Attendance

Year	Teams	Games	Total Attendance	National Finish	Average Attendance	National Finish
1976	10	134	1,073,487	2nd	8,011	4th
1977	10	139	1,362,411	1st	9,802	3rd
1978	10	134	1,357,300	2nd	10,129	3rd
1979	10	140	1,527,309	2nd	10,909	2nd
1980	10	139	1,493,850	2nd	10,747	2nd
1981	10	143	1,523,695	2nd	10,655	2nd
1982	10	139	1,522,173	2nd	10,951	2nd
1983	10	154	1,650,264	2nd	10,716	2nd
1984	10	147	1,538,607	2nd	10,467	2nd
1985	10	156	1,566,454	2nd	10,041	2nd
1986	10	149	1,549,402	2nd	10,399	2nd
1987	10	148	1,539,984	2nd	10,405	2nd
1988	10	149	1,728,622	2nd	11,601	2nd
1989	10	147	1,750,644	2nd	11,909	3rd
1990	10	147	1,805,597	2nd	*12,283	2nd
1991	10	143	1,677,697	3rd	11,732	3rd
1992	12	180	2,037,314	1st	11,318	3rd
1993	12	173	1,838,259	2nd	10,626	5th
1994	12	181	2,049,021	2nd	11,321	2nd
1995	12	174	2,002,761	2nd	11,510	2nd
1996	12	187	2,119,158	1st	11,332	3rd
1997	12	183	1,937,230	4th	10,586	3rd
1998	12	180	1,977,245	3rd	10,985	3rd
1999	12	186	2,004,425	2nd	10,776	3rd
2000	12	190	2,117,023	2nd	11,142	3rd
2001	12	197	2,163,525	2nd	10,982	3rd
2002	12	192	2,094,195	2nd	10,907	2nd
2003	12	192	2,132,439	2nd	11,106	3rd
2004	12	195	2,230,546	1st	11,439	3rd
2005	12	196	2,089,995	3rd	10,663	3rd
2006	12	199	2,205,320	4th	11,082	3rd
2007	12	214	2,562,073	3rd	11,972	2nd
2008	12	211	2,561,545	2nd	12,140	2nd
2009	12	227	*2,638,852	2nd	11,625	2nd
2010	12	214	2,518,749	2nd	11,770	2nd
2011	12	216	2,416,498	3rd	11,187	3rd
2012	12	215	2,475,188	2nd	11,513	2nd
2013	14	247	2,611,016	3rd	10,571	3rd
2014	14	254	2,629,593	4th	10,353	4th
2015	14	249	2,693,919	3rd	10,819	3rd
2016	14	240	2,703,209	3rd	11,263	3rd
2017	14	237	2,625,959	3rd	11,080	3rd
2018	14	244	2,837,351	2nd	11,628	2nd
2019	14	244	2,812,673	3rd	11,527	2nd
2020	14	239	2,673,904	3rd	11,188	2nd

2019-20 Conference Leaders

Conference	Teams	Games	Attendance	Average
1 Big Ten	14	236	2,999,244	12,709
2 ACC	15	255	2,775,972	10,886
3 SEC	14	239	2,673,904	11,188
4 Big 12	10	166	1,746,466	10,521
5 Big East	10	170	1,722,029	10,130
6 Pac-12	12	200	1,414,136	7,071
7 AAC	12	197	1,391,715	7,065
8 MWC	11	180	1,156,439	6,425
9 Atlantic 10	14	222	1,067,674	4,809
10 C-USA	14	217	707,811	3,262
11 MVC	10	156	662,312	4,246
12 WCC	10	172	580,781	3,377
13 MAC	12	191	529,970	2,775
14 Sun Belt	12	192	399,555	2,081
15 SoCon	10	157	392,512	2,500
16 CAA	10	149	368,780	2,475
17 OVC	12	169	349,484	2,068
18 Horizon	10	151	342,863	2,271
19 WAC	8&	114	320,309	2,810
20 Big Sky	11	157	316,309	2,015
21 Big West	9	132	275,869	2,090
22 Southland	13	190	266,047	1,400
23 MAAC	11	145	263,717	1,819
24 Big South	11	160	253,614	1,585
25 Summit League	9	131	252,995	1,931
26 America East	9	135	239,539	1,774
27 ASUN	8%	113	220,169	1,948
28 MEAC	11	133	179,670	1,351
29 SWAC	10	114	178,642	1,567
30 Patriot	10	145	175,019	1,207
31 Ivy League	8	97	159,860	1,648
32 NEC	@10	137	148,132	1,081

NOTE: *2019-20 season ended on March 12 due to COVID-19 pandemic. Entire season total attendance includes the conference tournaments.&Does not include reclassifying California Baptist; %Does not include reclassifying North Ala.; @ does not include reclassifying Merrimack.

2019-20 Team Leaders

School	Games	Attendance	Average
1. Syracuse	18	390,666	21,704
2. Kentucky	18	362,872	20,160
3. North Carolina	15	301,544	20,103
4. Tennessee	17	322,822	18,990
5. Creighton	18	311,651	17,314
6. Wisconsin	16	270,587	16,912
7. Louisville	18	299,846	16,658
8. Kansas	16	262,202	16,388
9. Memphis	18	293,622	16,312
10. Indiana	19	309,699	16,300
11. Nebraska	16	249,677	15,605
12. Arkansas	19	294,262	15,487
13. Maryland	17	260,720	15,336
14. NC State	18	272,701	15,150
15. Marquette	16	242,324	15,145
16. Purdue	16	236,864	14,804
17. Michigan St.	15	221,955	14,797
18. Ohio St.	18	261,561	14,531
19. Virginia	17	239,531	14,090
20. Texas Tech	17	238,962	14,057
South Carolina	17	207,068	12,180
Alabama	15	159,725	10,648
LSU	17	171,294	10,076
Florida	15	146,064	9,738
Georgia	17	164,071	9,651
Vanderbilt	20	187,484	9,374
Missouri	16	146,136	9,134
Auburn	17	150,721	8,866
Texas A&M	17	118,112	6,948
Mississippi St.	16	106,711	6,669

SEC TOURNAMENT CHAMPIONS

Year	Champion	Runner-Up	Score	Site	Year	Champion	Runner-Up	Score	Site
1933	Kentucky	Mississippi St.	46-27	Atlanta	1990	Alabama	Ole Miss	70-51	Orlando
1934	Alabama	Florida	41-25	Atlanta	1991	Alabama	Tennessee	88-69	Nashville
1935	No Tournament Held				1992	Kentucky	Alabama	80-54	Birmingham
1936	Tennessee	Alabama	29-25	Knoxville	1993	Kentucky	LSU	82-65	Lexington
1937*	Kentucky	Tennessee	39-25	Knoxville	1994	Kentucky	Florida	73-60	Memphis
1938	Georgia Tech	Ole Miss	58-47	Baton Rouge	1995	Kentucky	Arkansas	95-93 ot	Atlanta
1939	Kentucky	Tennessee	46-38	Knoxville	1996	Mississippi St.	Kentucky	84-73	New Orleans
1940	Kentucky	Georgia	51-43	Knoxville	1997	Kentucky	Georgia	95-68	Memphis
1941	Tennessee	Kentucky	36-33	Louisville	1998	Kentucky	South Carolina	86-56	Atlanta
1942	Kentucky	Alabama	36-34	Louisville	1999	Kentucky	Arkansas	76-63	Atlanta
1943	Tennessee	Kentucky	33-30	Louisville	2000	Arkansas	Auburn	75-67	Atlanta
1944**	Kentucky	Tulane	62-46	Louisville	2001	Kentucky	Ole Miss	77-55	Nashville
1945	Kentucky	Tennessee	39-35	Louisville	2002	Mississippi St.	Alabama	61-58	Atlanta
1946	Kentucky	LSU	59-36	Louisville	2003	Kentucky	Mississippi St.	64-57	New Orleans
1947	Kentucky	Tulane	55-38	Louisville	2004	Kentucky	Florida	89-73	Atlanta
1948	Kentucky	Georgia Tech	54-43	Louisville	2005	Florida	Kentucky	70-53	Atlanta
1949	Kentucky	Tulane	68-52	Louisville	2006	Florida	South Carolina	49-47	Nashville
1950	Kentucky	Tennessee	95-58	Louisville	2007	Florida	Arkansas	77-56	Atlanta
1951	Vanderbilt	Kentucky	61-57	Louisville	2008	Georgia	Arkansas	66-57	Atlanta
1952	Kentucky	LSU	44-43	Louisville	2009	Mississippi State	Tennessee	64-61	Tampa
1953-78	No Tournament Held				2010	Kentucky	Mississippi State	75-74 ot	Nashville
1979	Tennessee	Kentucky	75-69 ot	Birmingham	2011	Kentucky	Florida	70-54	Atlanta
1980	LSU	Kentucky	80-78	Birmingham	2012	Vanderbilt	Kentucky	71-64	New Orleans
1981	Ole Miss	Georgia	66-62	Birmingham	2013	Ole Miss	Florida	66-63	Nashville
1982	Alabama	Kentucky	48-46	Lexington	2014	Florida	Kentucky	61-60	Atlanta
1983	Georgia	Alabama	86-71	Birmingham	2015	Kentucky	Arkansas	78-63	Nashville
1984	Kentucky	Auburn	51-49	Nashville	2016	Kentucky	Texas A&M	72-66 ot	Nashville
1985	Auburn	Alabama	53-49 ot	Birmingham	2017	Kentucky	Arkansas	82-65	Nashville
1986	Kentucky	Alabama	83-72	Lexington	2018	Kentucky	Tennessee	77-72	St. Louis
1987	Alabama	LSU	69-62	Atlanta	2019	Auburn	Tennessee	84-64	Nashville
1988	Vacated	Georgia	62-57	Baton Rouge	2020	2019-20 season ended on March 12 due to COVID-19 pandemic			
1989	Alabama	Florida	72-60	Knoxville					

*Only eight teams invited to participate

**Only six teams participated due to World War II

Series Records

	UA	AR	AU	UF	UG	GT	UK	LS	UM	MS	MO	SEW	SC	UT	AM	TUL	VU
Alabama	---	1-1	8-2	7-7	6-4	3-2	2-17	5-3	6-2	7-3	0-0	1-0	5-2	10-5	1-0	1-1	4-4
Arkansas	1-1	---	1-0	2-5	6-3	0-0	1-9	2-2	1-0	2-0	0-0	0-0	3-2	3-4	0-0	0-0	5-1
Auburn	2-8	0-1	---	4-4	3-5	0-0	1-13	4-5	1-2	2-2	1-1	0-0	3-1	4-9	1-1	2-1	6-2
Florida	7-7	5-2	4-4	---	2-1	0-0	4-13	4-8	4-3	2-2	1-0	0-0	2-1	4-4	0-1	0-1	6-3
Georgia	4-6	3-6	5-3	1-2	---	2-2	1-12	3-6	9-2	10-3	1-1	0-0	3-0	4-5	0-0	0-3	2-6
Georgia Tech	2-3	0-0	0-0	0-0	2-2	---	0-5	0-1	1-1	3-1	0-0	0-0	0-0	0-4	0-0	3-1	3-0
Kentucky	17-2	9-1	13-1	13-4	12-1	5-0	---	16-2	15-0	8-2	0-0	0-0	3-2	12-5	1-0	6-1	4-5
LSU	3-5	2-2	5-4	8-4	6-3	1-0	2-16	---	5-3	2-5	0-0	1-0	0-3	4-7	0-1	2-2	6-4
Ole Miss	2-6	0-1	2-1	3-4	2-9	1-1	0-15	3-5	---	1-1	2-0	0-0	4-5	7-5	0-0	0-0	4-3
Mississippi State	3-7	0-2	2-2	2-2	3-10	1-3	2-8	5-2	1-1	---	0-0	0-0	2-2	3-9	0-0	1-0	6-8
Missouri	0-0	0-0	1-1	0-1	1-1	0-0	0-0	0-0	0-2	0-0	---	0-0	0-1	0-0	2-0	0-0	0-0
Sewanee	0-1	0-0	0-0	0-0	0-0	0-0	0-0	0-1	0-0	0-0	0-0	---	0-0	0-0	0-0	0-0	0-0
South Carolina	2-5	2-3	1-3	1-2	0-3	0-0	2-3	3-0	5-4	2-2	1-0	0-0	---	2-3	0-0	0-0	0-0
Tennessee	5-10	4-3	9-4	4-4	5-4	4-0	5-12	7-4	5-7	9-3	0-0	0-0	3-2	---	0-0	0-1	9-1
Texas A&M	0-1	0-0	1-1	1-0	0-0	0-0	0-1	1-0	0-0	0-1	0-2	0-0	0-0	0-0	---	0-0	1-1
Tulane	1-1	0-0	1-2	1-0	3-0	1-3	1-6	2-2	0-0	0-1	0-0	0-0	0-0	1-0	0-0	---	1-1
Vanderbilt	4-4	1-5	2-6	3-6	6-2	0-3	5-4	4-6	3-4	8-6	0-0	0-0	0-0	1-9	1-1	1-1	---



SEC TOURNAMENT STANDINGS

All-Time SEC Tournament Standings

Team	Tourney	Overall			Semifinals				Championship Games				Titles	
		W	L	Pct.	App	W	L	Pct.	App	W	L	Pct.		
Alabama	60	67	53	.558	27	13	14	.482	13	6	7	.462	6	1934, 1982, 1987, 1989, 1990, 1991
Arkansas	29	27	27	.500	14	6	8	.429	7	1	6	.143	1	2000
Auburn	57	34	55	.382	13	4	9	.308	4	2	2	.500	2	1985, 2019
Florida	54	45	50	.474	18	10	8	.556	10	4	6	.400	4	2005, 2006, 2007, 2014
Georgia	60	48	57	.457	15	6	8	.429	6	2	4	.333	2	1983, 2008
Kentucky	58	134	26	.838	45	42	3	.933	42	32	10	.762	31	1933, 1937, 1939, 1940, 1942, 1944, 1945, 1946, 1947, 1948, 1949, 1950, 1952, 1984, 1986, 1992, 1993, 1994, 1995, 1997, 1998, 1999, 2001, 2003, 2004, 2010, 2011, 2015, 2016, 2017, 2018
LSU	60	47	59	.443	26	5	21	.192	5	1	4	.200	1	1980
Ole Miss	58	31	56	.356	11	5	6	.455	5	2	3	.400	2	1981, 2013
Mississippi State	59	32	56	.364	12	6	6	.500	6	3	3	.500	3	1996, 2002, 2009
Missouri	6	4	6	.400	0	0	0	.000	0	0	0	.000	0	
South Carolina	28	21	28	.429	6	2	4	.333	2	0	2	.000	0	
Tennessee	59	69	55	.556	25	12	13	.480	12	4	8	.333	4	1936, 1941, 1943, 1979
Texas A&M	7	4	7	.364	1	1	0	1.000	1	0	1	.000	0	
Vanderbilt	59	39	57	.406	14	2	12	.143	2	2	0	1.000	2	1951, 2012

Former Members

Georgia Tech	19	14	18	.438	8	2	6	.250	2	1	1	.500	1	1938
Sewanee	2	0	2	0	0	0	0	.000	0	0	0	.000	0	
Tulane	16	12	16	.429	5	3	2	.600	3	0	3	.000	0	

SEC Tournament Standings (Since 1979)

Team	Tourney	Overall			Semifinals				Championship Games				Titles	
		W	L	Pct.	App	W	L	Pct.	App	W	L	Pct.		
Alabama	41	51	36	.586	19	10	9	.526	10	5	5	.500	5	1982, 1987, 1989, 1990, 1991
Arkansas	29	27	27	.500	14	6	8	.429	7	1	6	.143	1	2000
Auburn	40	30	38	.441	12	4	8	.333	4	2	2	.500	2	1985, 2019
Florida	41	41	37	.526	15	9	6	.600	9	4	5	.444	4	2005, 2006, 2007, 2014
Georgia	41	39	38	.506	12	5	7	.417	5	2	3	.400	2	1983, 2008
Kentucky	39	77	20	.794	28	26	2	.929	26	18	8	.692	18	1984, 1986, 1992, 1993, 1994, 1995, 1997, 1998, 1999, 2001, 2003, 2004, 2010, 2011, 2015, 2016, 2017, 2018
LSU	41	26	40	.394	15	3	12	.200	3	1	3	.333	1	1980
Ole Miss	42	27	40	.403	10	4	6	.400	4	2	2	.500	2	1981, 2013
Mississippi State	41	28	38	.424	10	5	5	.500	5	3	2	.600	3	1996, 2002, 2009
Missouri	6	4	6	.400	0	0	0	.000	0	0	0	.000	0	
South Carolina	28	21	28	.429	6	2	4	.333	2	0	2	.000	0	
Tennessee	41	34	40	.459	12	5	7	.417	5	1	4	.200	1	1979
Texas A&M	7	4	7	.364	1	1	0	1.000	1	0	1	.000	0	
Vanderbilt	42	27	41	.397	10	1	9	.100	1	1	0	1.000	1	2012

SEC Tournament Standings (1933-52)

Team	Tourney	Overall			Semifinals				Championship Games				Titles	
		W	L	Pct.	App	W	L	Pct.	App	W	L	Pct.		
Alabama	18	16	17	.485	8	3	5	.375	3	1	2	.333	1	1934
Auburn	17	4	17	.190	1	0	1	.000	0	0	0	.000	0	
Florida	13	4	13	.235	1	1	3	.250	1	0	1	.000	0	
Georgia	19	9	19	.321	3	1	2	.333	1	0	1	.000	0	
Georgia Tech	19	14	18	.438	8	2	6	.250	2	1	1	.500	1	1938
Kentucky	19	57	6	.905	17	16	1	.941	16	13	3	.813	13	1933, 1937, 1939, 1940, 1942, 1944, 1945, 1946, 1947, 1948, 1949, 1950, 1952
LSU	19	21	19	.525	11	2	9	.182	2	0	2	.000	0	
Ole Miss	16	4	16	.200	1	1	0	1.000	1	0	1	.000	0	
Mississippi State	18	4	18	.182	2	1	1	.500	1	0	1	.000	0	
Sewanee	2	0	2	.000	0	0	0	.000	0	0	0	.000	0	
Tennessee	18	35	15	.700	13	7	6	.538	7	3	4	.429	3	1936, 1941, 1943
Tulane	16	12	16	.429	5	3	2	.600	3	0	3	.000	0	
Vanderbilt	17	12	16	.429	4	1	3	.250	1	1	0	1.000	1	1951

Records listed are on-the-court records and do not reflect games vacated due to NCAA probation
 Note: The 2020 SEC Tournament was canceled after the first round due to the COVID-19 pandemic

SEC TOURNAMENT RESULTS

1933

Atlanta Athletic Club • Atlanta, Ga.

Alabama 41, Sewanee 28	1st	Feb. 24
Tulane 46, Georgia 22	1st	Feb. 24
Kentucky 49, Ole Miss 31	1st	Feb. 24
LSU 57, Auburn 33	1st	Feb. 24
Tennessee 30, Georgia Tech 24	1st	Feb. 24
Mississippi State 30, Alabama 25	2nd	Feb. 25
Vanderbilt 28, Tulane 25	2nd	Feb. 25
Kentucky 48, Florida 24	2nd	Feb. 25
LSU 55, Tennessee 43	2nd	Feb. 25
Mississippi State 48, Vanderbilt 36	Semis	Feb. 27
Kentucky 51, LSU 38	Semis	Feb. 27
Kentucky 46, Mississippi State 27	Champ	Feb. 28

1934

Atlanta Athletic Club • Atlanta, Ga.

Georgia 33, Georgia Tech 19	1st	Feb. 23
Tennessee 43, Auburn 26	1st	Feb. 23
Florida 38, Kentucky 32	2nd	Feb. 24
Vanderbilt 46, Georgia 29	2nd	Feb. 24
Tennessee 42, LSU 35	2nd	Feb. 24
Alabama 37, Mississippi State 25	2nd	Feb. 24
Florida 24, Vanderbilt 23	Semis	Feb. 26
Alabama 29, Tennessee 26	Semis	Feb. 26
Alabama 41, Florida 25	Champ	Feb. 27

1936

Alumni Memorial Gym • Knoxville, Tenn.

Auburn 43, Georgia 26	1st	Feb. 28
Georgia Tech 42, Vanderbilt 37	2nd	Feb. 28
Alabama 52, LSU 30	2nd	Feb. 28
Kentucky 41, Mississippi State 39	2nd	Feb. 28
Tennessee 43, Auburn 25	2nd	Feb. 28
Alabama 43, Georgia Tech 34	Semis	Feb. 29
Tennessee 39, Kentucky 28	Semis	Feb. 29
Tennessee 29, Alabama 25	Champ	March 2

1937

Alumni Memorial Gym • Knoxville, Tenn.

Georgia Tech 43, Mississippi State 30	1st	Feb. 26
Kentucky 57, LSU 37	1st	Feb. 26
Alabama 35, Ole Miss 34	1st	Feb. 26
Tennessee 35, Georgia 11	1st	Feb. 26
Kentucky 40, Georgia Tech 30	Semis	Feb. 27
Tennessee 42, Alabama 25	Semis	Feb. 27
Kentucky 39, Tennessee 25	Champ	March 1

Note: Only eight teams invited.

1938

Huey Long Field House • Baton Rouge, La.

Vanderbilt 50, Alabama 26	1st	March 3
Tulane 47, Georgia 36	1st	March 3
Tennessee 41, Mississippi State 34	1st	March 3
Georgia Tech 50, Vanderbilt 18	2nd	March 3
Tulane 38, Kentucky 36	2nd	March 3
Ole Miss 45, Tennessee 40	2nd	March 3
LSU 60, Auburn 34	2nd	March 3
Georgia Tech 44, Tulane 29	Semis	March 4
Ole Miss 68, LSU 40	Semis	March 4
Georgia Tech 58, Ole Miss 47	Champ	March 5

1939

Alumni Memorial Gym • Knoxville, Tenn.

Vanderbilt 73, Mississippi State 40	1st	March 1
Auburn 43, Tulane 30	1st	March 1
Ole Miss 42, Georgia Tech 38	1st	March 1
LSU 55, Sewanee 35	1st	March 1
Vanderbilt 41, Alabama 35	2nd	March 2
Tennessee 49, Auburn 35	2nd	March 2
Kentucky 49, Ole Miss 30	2nd	March 2
LSU 50, Georgia 28	2nd	March 2
Tennessee 39, Vanderbilt 36	Semis	March 3
Kentucky 53, LSU 34	Semis	March 3
Kentucky 46, Tennessee 38	Champ	March 4

1940

Alumni Memorial Gym • Knoxville, Tenn.

LSU 57, Tulane 44	1st	Feb. 28
Georgia 48, Auburn 41	1st	Feb. 28
Vanderbilt 46, Mississippi State 36	1st	Feb. 28
Tennessee 55, Georgia Tech 43	1st	Feb. 28
Alabama 51, LSU 25	2nd	Feb. 29
Georgia 45, Ole Miss 28	2nd	Feb. 29
Kentucky 44, Vanderbilt 34	2nd	Feb. 29
Tennessee 42, Florida 32	2nd	Feb. 29
Georgia 30, Alabama 28	Semis	March 1
Kentucky 30, Tennessee 29	Semis	March 1
Kentucky 51, Georgia 43	Champ	March 2

1941

Jefferson County Armory • Louisville, Ky.

Tennessee 35, Mississippi State 29	1st	Feb. 27
Vanderbilt 63, LSU 49	1st	Feb. 27
Alabama 39, Georgia Tech 33	1st	Feb. 27
Kentucky 62, Ole Miss 52	1st	Feb. 27
Tennessee 41, Georgia 39	2nd	Feb. 28
Florida 48, Vanderbilt 41	2nd	Feb. 28
Alabama 38, Auburn 16	2nd	Feb. 28
Kentucky 59, Tulane 30	2nd	Feb. 28
Tennessee 47, Florida 26	Semis	March 1
Kentucky 39, Alabama 37	Semis	March 1
Tennessee 36, Kentucky 33	Champ	March 1

1942

Jefferson County Armory • Louisville, Ky.

Alabama 37, Georgia Tech 32	1st	Feb. 26
Tennessee 62, Georgia 50	1st	Feb. 26
Auburn 36, Vanderbilt 34	1st	Feb. 26
Kentucky 42, Florida 36	1st	Feb. 26
Alabama 45, LSU 31 ot	2nd	Feb. 27
Tennessee 50, Mississippi State 40	2nd	Feb. 27
Auburn 45, Tulane 36	2nd	Feb. 27
Kentucky 59, Ole Miss 32	2nd	Feb. 27
Alabama 21, Tennessee 18	Semis	Feb. 28
Kentucky 40, Auburn 31	Semis	Feb. 28
Kentucky 36, Alabama 34	Champ	Feb. 28



SEC TOURNAMENT RESULTS

1943

Jefferson County Armory • Louisville, Ky.

LSU 67, Auburn 38	1st	Feb. 25
Georgia 36, Ole Miss 27	1st	Feb. 25
Kentucky 48, Tulane 31	1st	Feb. 25
LSU 46, Alabama 41	2nd	Feb. 26
Tennessee 41, Vanderbilt 31	2nd	Feb. 26
Mississippi State 48, Georgia Tech 41	2nd	Feb. 26
Kentucky 59, Georgia 30	2nd	Feb. 26
Tennessee 52, LSU 34	Semis	Feb. 27
Kentucky 52, Mississippi State 43	Semis	Feb. 27
Tennessee 33, Kentucky 30	Champ	Feb. 27

1944

Jefferson County Armory • Louisville, Ky.

Georgia Tech 63, Vanderbilt 51	1st	March 2
Kentucky 57, Georgia 29	1st	March 2
Tulane 66, Georgia Tech 55	Semis	March 3
Kentucky 55, LSU 28	Semis	March 3
Kentucky 62, Tulane 46	Champ	March 3

Note: Only six teams participated due to World War II

1945

Jefferson County Armory • Louisville, Ky.

Georgia Tech 68, Georgia 49	1st	Feb. 28
Tennessee 59, Ole Miss 37	1st	March 1
Kentucky 57, Florida 35	1st	March 1
Georgia Tech 60, Mississippi State 43	2nd	March 2
Tennessee 56, Auburn 24	2nd	March 2
Alabama 51, Tulane 31	2nd	March 2
Kentucky 68, LSU 37	2nd	March 2
Tennessee 41, Georgia Tech 37	Semis	March 3
Kentucky 52, Alabama 41	Semis	March 3
Kentucky 39, Tennessee 35	Champ	March 3

1946

Jefferson County Armory • Louisville, Ky.

Georgia 36, Georgia Tech 30	1st	Feb. 28
LSU 74, Tulane 29	1st	Feb. 28
Tennessee 46, Vanderbilt 32	1st	Feb. 28
Kentucky 69, Auburn 24	1st	Feb. 28
Georgia 45, Mississippi State 44	2nd	March 1
LSU 69, Ole Miss 34	2nd	March 1
Alabama 35, Tennessee 24	2nd	March 1
Kentucky 69, Florida 32	2nd	March 1
LSU 60, Georgia 41	Semis	March 2
Kentucky 59, Alabama 30	Semis	March 2
Kentucky 59, LSU 36	Champ	March 2

1947

Jefferson County Armory • Louisville, Ky.

Tennessee 58, Georgia 45	1st	Feb. 27
LSU 61, Ole Miss 36	1st	Feb. 27
Georgia Tech 65, Mississippi State 52	1st	Feb. 27
Kentucky 98, Vanderbilt 29	1st	Feb. 27
Tulane 47, Tennessee 41	2nd	Feb. 28
LSU 60, Florida 45	2nd	Feb. 28
Georgia Tech 43, Alabama 40	2nd	Feb. 28
Kentucky 84, Auburn 18	2nd	Feb. 28
Tulane 63, LSU 50	Semis	March 1
Kentucky 75, Georgia Tech 53	Semis	March 1
Kentucky 55, Tulane 38	Champ	March 1

1948

Jefferson County Armory • Louisville, Ky.

Georgia Tech 46, Alabama 34	1st	March 4
Tulane 47, Auburn 40	1st	March 4
Tennessee 73, Mississippi State 52	1st	March 4
Kentucky 87, Florida 31	1st	March 4
Georgia Tech 60, Georgia 57	2nd	March 5
Tulane 67, Vanderbilt 53	2nd	March 5
Tennessee 81, Ole Miss 62	2nd	March 5
Kentucky 63, LSU 47	2nd	March 5
Georgia Tech 50, Tulane 40	Semis	March 6
Kentucky 70, Tennessee 47	Semis	March 6
Kentucky 54, Georgia Tech 43	Champ	March 6

1949

Jefferson County Armory • Louisville, Ky.

LSU 55, Georgia Tech 53	1st	March 3
Tulane 64, Alabama 42	1st	March 3
Tennessee 73, Mississippi State 46	1st	March 3
Kentucky 73, Florida 36	1st	March 3
LSU 60, Vanderbilt 56	2nd	March 4
Tulane 92, Georgia 62	2nd	March 4
Tennessee 74, Ole Miss 49	2nd	March 4
Kentucky 70, Auburn 39	2nd	March 4
Tulane 72, LSU 63	Semis	March 5
Kentucky 83, Tennessee 44	Semis	March 5
Kentucky 68, Tulane 52	Champ	March 5

1950

Jefferson County Armory • Louisville, Ky.

LSU 66, Florida 57	1st	March 2
Tennessee 63, Georgia Tech 56	1st	March 2
Georgia 59, Ole Miss 58	1st	March 2
Mississippi State 56, Tulane 47	1st	March 2
LSU 73, Auburn 45	2nd	March 3
Tennessee 50, Vanderbilt 44	2nd	March 3
Georgia 52, Alabama 51 ot	2nd	March 3
Kentucky 56, Mississippi State 46	2nd	March 3
Tennessee 81, LSU 79 ot	Semis	March 4
Kentucky 79, Georgia 63	Semis	March 4
Kentucky 95, Tennessee 58	Champ	March 4

1951

Jefferson County Armory • Louisville, Ky.

Vanderbilt 88, Tennessee 52	1st	March 1
Ole Miss 44, Alabama 42	1st	March 1
Tulane 66, Florida 62	1st	March 1
Kentucky 92, Mississippi State 70	1st	March 1
Vanderbilt 70, Georgia 60	2nd	March 2
LSU 62, Ole Miss 57	2nd	March 2
Georgia Tech 63, Tulane 61 ot	2nd	March 2
Kentucky 84, Auburn 54	2nd	March 2
Vanderbilt 75, LSU 63	Semis	March 3
Kentucky 82, Georgia Tech 56	Semis	March 3
Vanderbilt 61, Kentucky 57	Champ	March 3

SEC TOURNAMENT RESULTS

1952

Jefferson County Armory • Louisville, Ky.

LSU 77, Mississippi State 44	1st	Feb. 28	
Vanderbilt 61, Georgia 49	1st	Feb. 28	
Alabama 63, Auburn 49	1st	Feb. 28	
Kentucky 80, Georgia Tech 59	1st	Feb. 28	
LSU 75, Ole Miss 60	2nd	Feb. 29	
Florida 66, Vanderbilt 63	2nd	Feb. 29	
Tennessee 61, Alabama 60	2nd	Feb. 29	
Kentucky 85, Tulane 61	2nd	Feb. 29	
LSU 77, Florida 69	Semis	March 1	
Kentucky 81, Tennessee 66	Semis	March 1	
Kentucky 44, LSU 43	Champ	March 1	

1979

Birmingham-Jefferson Civic Center • Birmingham, Ala. • Attend: 120,837

(4) Alabama 81, (10) Florida 64	1st	Feb. 28	10,317
(6) Kentucky 82, (8) Ole Miss 77	1st	Feb. 28	9,769
(7) Georgia 75, (5) Mississippi State 72	1st	Feb. 28	8,979
(9) Auburn 59, (3) Vanderbilt, 53	1st	Feb. 28	12,496
(6) Kentucky 101, (4) Alabama 100	2nd	March 1	16,300
(9) Auburn 95, (7) Georgia 91 4ot	2nd	March 1	16,468
(2) Tennessee 75, (9) Auburn 64	Semis	March 2	16,621
(6) Kentucky 80, (1) LSU 67	Semis	March 2	16,200
(2) Tennessee 75, (6) Kentucky 69 ot	Champ	March 3	13,687

1980

Birmingham-Jefferson Civic Center • Birmingham, Ala. • Attend: 99,609

(10) Florida 72, (7) Vanderbilt 71	1st	Feb. 27	6,670
(9) Auburn 79, (8) Georgia 71	1st	Feb. 27	10,227
(3) Alabama 76, (6) Mississippi State 75	2nd	Feb. 28	10,125
(5) Ole Miss 76, (4) Tennessee 74	2nd	Feb. 28	9,876
(2) LSU 95, (10) Florida 82	2nd	Feb. 28	11,400
(1) Kentucky 69, (9) Auburn 61	2nd	Feb. 28	13,429
(2) LSU 73, (3) Alabama 66	Semis	Feb. 29	16,000
(1) Kentucky 70, (5) Ole Miss 67	Semis	Feb. 29	13,482
(2) LSU 80, (1) Kentucky 78	Champ	March 1	8,400

1981

Birmingham-Jefferson Civic Center • Birmingham, Ala. • Attend: 92,833

(7) Vanderbilt 71, (10) Mississippi State 58	1st	March 4	9,843
(8) Florida, 50 (9) Auburn 48 ot	1st	March 4	10,363
(6) Ole Miss 81, (3) Tennessee 71	2nd	March 5	10,072
(5) Georgia 88, (4) Alabama 80	2nd	March 5	11,369
(7) Vanderbilt 60, (2) Kentucky 55	2nd	March 5	10,659
(1) LSU 85, (8) Florida 73	2nd	March 5	10,800
(6) Ole Miss 71, (7) Vanderbilt 51	Semis	March 6	10,112
(5) Georgia 68, (1) LSU 60	Semis	March 6	9,872
(6) Ole Miss 66, (5) Georgia 62	Champ	March 7	9,743

1982

Rupp Arena • Lexington, Ky. • Attend: 154,624

(7) Vanderbilt 47, (10) Florida 46 2ot	1st	March 3	13,664
(8) Auburn 38, (9) Mississippi State 36 ot	1st	March 3	13,664
(3) Alabama 85, (6) Georgia 74	2nd	March 4	13,538
(4) Ole Miss, 59, (5) LSU 52	2nd	March 4	15,723
(2) Tennessee 57, (7) Vanderbilt 54	2nd	March 4	16,835
(1) Kentucky 89, (8) Auburn 66	2nd	March 4	19,298
(3) Alabama 56, (2) Tennessee 50	Semis	March 5	18,233
(1) Kentucky 62, (4) Ole Miss 58	Semis	March 5	21,688
(3) Alabama 48, (1) Kentucky 46	Champ	March 6	21,981

1983

Birmingham-Jefferson Civic Center • Birmingham, Ala. • Attend: 130,972

(9) Alabama 62, (8) Auburn 61	1st	March 10	14,341
(7) Tennessee 78, (10) Florida 62	1st	March 10	15,300
(5) Mississippi State 76, (4) Vanderbilt 61	2nd	March 11	12,432
(6) Georgia 69, (3) Ole Miss 55	2nd	March 11	12,432
(9) Alabama 69, (1) Kentucky 64	2nd	March 11	16,653
(7) Tennessee 74, (2) LSU 71 ot	2nd	March 11	12,735
(9) Alabama 51, (5) Mississippi State 50	Semis	March 12	16,798
(6) Georgia 79, (7) Tennessee 60	Semis	March 12	15,150
(6) Georgia 86, (9) Alabama 71	Champ	March 13	14,132

1984

Memorial Gymnasium • Nashville, Tenn. • Attend: 136,046*

(7) Vanderbilt 77, (10) Ole Miss 57	1st	March 7	14,601
(8) Georgia 52, (9) Mississippi State 49	1st	March 7	14,226
(3) Florida 74, (6) Tennessee 64	2nd	March 8	15,285
(5) Alabama 72, (4) LSU 70 ot	2nd	March 8	15,285
(2) Auburn 59, (7) Vanderbilt 58	2nd	March 8	15,325
(1) Kentucky 92, (8) Georgia 79	2nd	March 8	15,426
(2) Auburn 60, (6) Tennessee 58	Semis	March 9	15,046
(1) Kentucky 48, (5) Alabama 46	Semis	March 9	15,426
(1) Kentucky 51, (2) Auburn 49	Champ	March 10	15,426

1985

Birmingham-Jefferson Civic Center • Birmingham, Ala. • Attend: 122,900

(7) Tennessee 71, (10) Vanderbilt 51	1st	March 6	10,900
(8) Auburn 68, (9) Ole Miss 60	1st	March 6	10,900
(3) Alabama 42, (6) Mississippi State 31	2nd	March 7	13,300
(5) Florida 58, (4) Kentucky 55	2nd	March 7	13,300
(2) Georgia 67, (7) Tennessee 61	2nd	March 7	14,200
(8) Auburn 58, (1) LSU 55	2nd	March 7	14,200
(3) Alabama 74, (2) Georgia 53	Semis	March 8	14,800
(8) Auburn 43, (5) Florida 42	Semis	March 8	16,800
(8) Auburn 53, (3) Alabama 49	Champ	March 9	14,500

1986

Rupp Arena • Lexington, Ky. • Attend: 148,005

(10) Mississippi State 62, (7) Vanderbilt 54	1st	March 5	13,212
(9) Ole Miss 73, (8) Tennessee 56	1st	March 5	13,212
(3) Alabama 79, (6) Georgia 59	2nd	March 6	14,500
(5) LSU 72, (6) Florida 66	2nd	March 6	14,500
(10) Mississippi State 65, (2) Auburn 63	2nd	March 6	15,836
(1) Kentucky 95, (9) Ole Miss 69	2nd	March 6	18,230
(3) Alabama 77, (10) Mississippi State 65	Semis	March 7	17,600
(1) Kentucky 61, (5) LSU 58	Semis	March 7	19,215
(1) Kentucky 83, (3) Alabama 72	Champ	March 8	21,700

1987

The Omni • Atlanta, Ga. • Attend: 105,616

(7) LSU 68, (10) Mississippi State 54	1st	March 5	10,541
(8) Tennessee 74, (9) Vanderbilt 57	1st	March 5	10,613
(3) Georgia 65, (6) Ole Miss 63	2nd	March 6	11,181
(5) Auburn 79, (4) Kentucky 72	2nd	March 6	13,279
(7) LSU 72, (2) Florida 66	2nd	March 6	12,153
(1) Alabama 68, (8) Tennessee 60	2nd	March 6	12,061
(7) LSU 89, (3) Georgia 88 2ot	Semis	March 7	12,157
(1) Alabama 87, (5) Auburn 68	Semis	March 7	12,374
(1) Alabama 69, (7) LSU 62	Champ	March 8	11,257



SEC TOURNAMENT RESULTS

1988

LSU Assembly Center • Baton Rouge, La. • Attend: 126,832

(8) Ole Miss 64, (9) Alabama 59 ot	1st	March 10	13,984
(7) Georgia 64, (10) Mississippi State 43	1st	March 10	14,023
(4) LSU 87, (5) Vanderbilt 80	2nd	March 11	14,108
(3) Florida 67, (6) Tennessee 60	2nd	March 11	14,108
(1) Kentucky 82, (8) Ole Miss 64	2nd	March 11	14,052
(7) Georgia 65, (2) Auburn 60	2nd	March 11	14,052
(1) Kentucky 86, (4) LSU 80	Semis	March 12	14,219
(7) Georgia 72, (3) Florida 70	Semis	March 12	14,229
(1) Kentucky 62, (7) Georgia 57	Champ	March 13	14,057

1989

Thompson-Boling Arena • Knoxville, Tenn. • Attend: 134,280

(9) Georgia 83, (8) Mississippi State 68	1st	March 9	12,221
(7) Ole Miss 80, (10) Auburn 68	1st	March 9	12,221
(5) Tennessee 95, (6) LSU 77	2nd	March 10	17,187
(3) Vanderbilt 77, (6) Kentucky 63	2nd	March 10	17,614
(1) Florida 62, (9) Georgia 61	2nd	March 10	13,841
(2) Alabama 64, (7) Ole Miss 56	2nd	March 10	14,459
(1) Florida 76, (5) Tennessee 71	Semis	March 11	17,453
(2) Alabama 83, (3) Vanderbilt 79	Semis	March 11	17,742
(2) Alabama 72, (1) Florida 60	Champ	March 12	11,285

1990

Orlando, Arena • Orlando, Fla. • Attend: 75,982

(8) Vanderbilt 68, (9) Florida 58	1st	March 8	8,129
(5) Ole Miss 87, (4) Tennessee 86	2nd	March 9	10,044
(6) Auburn 78, (3) LSU 76	2nd	March 9	8,129
(8) Vanderbilt 78, (1) Georgia 74 ot	2nd	March 9	10,149
(2) Alabama 59, (7) Mississippi State 44	2nd	March 9	10,149
(5) Ole Miss 65, (8) Vanderbilt 62	Semis	March 10	10,091
(2) Alabama 87, (6) Auburn 71	Semis	March 10	10,091
(2) Alabama 70, (5) Ole Miss 51	Champ	March 11	7,285

1991

Memorial Gymnasium • Nashville, Tenn. • Attend: 121,851

(9) Tennessee 94, (8) Ole Miss 85	1st	March 7	15,079
(7) Auburn 92, (2) LSU 77	2nd	March 8	15,102
(9) Tennessee 87, (1) Mississippi State 70	2nd	March 8	15,102
(3) Alabama 71, (6) Florida 65	2nd	March 8	15,378
(5) Georgia 80, (4) Vanderbilt 72	2nd	March 8	15,378
(3) Alabama 77, (7) Auburn 59	Semis	March 9	15,217
(9) Tennessee 85, (5) Georgia 65	Semis	March 9	15,217
(3) Alabama 88, (9) Tennessee 69	Champ	March 10	15,378

1992

Birmingham-Jefferson Civic Center • Birmingham, Ala. • Attend: 163,812*

(E5) Vanderbilt 77, (W4) Mississippi State 55	1st	March 12	11,219
(E4) Georgia 85, (W5) Ole Miss 66	1st	March 12	15,347
(E3) Tennessee 70, (E6) South Carolina 63	1st	March 12	15,347
(E1) Kentucky 76, (E5) Vanderbilt 57	2nd	March 13	17,328
(W1) Arkansas 73, (E4) Georgia 60	2nd	March 13	17,328
(W2) LSU 99, (E3) Tennessee 89	2nd	March 13	17,243
(W3) Alabama 62, (E2) Florida 60	2nd	March 13	17,328
(E1) Kentucky 80, (W2) LSU 74	Semis	March 14	17,689
(W3) Alabama 90, (W1) Arkansas 89	Semis	March 14	17,689
(E1) Kentucky 80, (W3) Alabama 54	Champ	March 15	17,379

1993

Rupp Arena • Lexington, Ky. • Attend: 240,373*

(W4) Alabama 87, (E5) South Carolina 79	1st	March 11	18,165
(E4) Georgia 87, (W5) Mississippi State 56	1st	March 11	18,165
(W6) Ole Miss 67, (E3) Florida 62	1st	March 11	21,025
(E6) Tennessee 78, (W3) Auburn 76	1st	March 11	21,025
(E1) Vanderbilt 76, (W4) Alabama 59	2nd	March 12	22,165
(W1) Arkansas 65, (E4) Georgia 60	2nd	March 12	22,165
(W2) LSU 89, (W6) Ole Miss 70	2nd	March 12	23,414
(E2) Kentucky 101, (E6) Tennessee 40	2nd	March 12	23,414
(W2) LSU 72, (E1) Vanderbilt 62	Semis	March 13	23,623
(E2) Kentucky 92, (W1) Arkansas 81	Semis	March 13	23,623
(E2) Kentucky 82, (W2) LSU 65	Champ	March 14	23,589

1994

The Pyramid • Memphis, Tenn. • Attend: 195,942

(E5) South Carolina 80, (W4) Ole Miss 57	1st	March 10	12,580
(E4) Georgia 83, (W5) LSU 70	1st	March 10	12,580
(W6) Auburn 81, (E3) Vanderbilt 56	1st	March 10	16,881
(W3) Mississippi State 73, (E6) Tennessee 69	1st	March 10	16,881
(E1) Florida 84, (E5) South Carolina 51	2nd	March 11	20,218
(W1) Arkansas 95, (E4) Georgia 83	2nd	March 11	20,218
(W2) Alabama 83, (W6) Auburn 55	2nd	March 11	19,579
(E2) Kentucky 95, (W3) Mississippi State 76	2nd	March 11	19,579
(E1) Florida 68, (W2) Alabama 52	Semis	March 12	20,431
(E2) Kentucky 90, (W1) Arkansas 78	Semis	March 12	20,431
(E2) Kentucky 73, (E1) Florida 60	Champ	March 13	16,564

1995

Georgia Dome • Atlanta, Ga. • Attend: 250,301

(E4) Vanderbilt 85, (W5) LSU 61	1st	March 9	15,185
(W4) Auburn 81, (E5) South Carolina 66	1st	March 9	15,185
(W3) Alabama 55, (E6) Tennessee 43	1st	March 9	18,689
(E3) Florida 63, (W6) Ole Miss 59	1st	March 9	18,689
(W1) Arkansas 73, (E4) Vanderbilt 72	2nd	March 10	26,049
(E1) Kentucky 93, (W4) Auburn 81	2nd	March 10	26,049
(W3) Alabama 68, (E2) Georgia 57	2nd	March 10	21,233
(E3) Florida 80, (W2) Mississippi State 64	2nd	March 10	21,233
(W1) Arkansas 69, (W3) Alabama 58	Semis	March 11	28,966
(E1) Kentucky 86, (E3) Florida 72	Semis	March 11	28,966
(E1) Kentucky 95, (W1) Arkansas 93 ot	Champ	March 12	30,057

1996

Louisiana Superdome • New Orleans, La. • Attend: 195,836

(E5) Florida 75, (W4) Ole Miss 62	1st	March 7	8,047
(W5) Auburn 68, (E4) Vanderbilt 65	1st	March 7	8,047
(E3) South Carolina 85, (W6) LSU 76	1st	March 7	13,482
(E6) Tennessee 77, (W3) Alabama 65	1st	March 7	13,482
(E1) Kentucky 100, (E5) Florida 76	2nd	March 8	21,248
(W1) Mississippi State 69, (W5) Auburn 58	2nd	March 8	21,248
(W2) Arkansas 80, (E3) South Carolina 58	2nd	March 8	18,354
(E2) Georgia 74, (E6) Tennessee 63	2nd	March 8	18,354
(E1) Kentucky 95, (W2) Arkansas 75	Semis	March 9	24,556
(W1) Mississippi State 86, (E2) Georgia 68	Semis	March 9	24,556
(W1) Mississippi State 84 (E1) Kentucky 73	Champ	March 10	24,462

SEC TOURNAMENT RESULTS

1997

The Pyramid • Memphis, Tenn. • Attend: 172,027

(E4) Vanderbilt 73, (W5) Mississippi State 67	1st	March 6	9,376
(W4) Alabama 80, (E5) Florida 66	1st	March 6	9,376
(W3) Auburn 67, (E6) Tennessee 54	1st	March 6	12,458
(E3) Georgia 75, (W6) LSU 54	1st	March 6	12,458
(W1) Ole Miss 64, (E4) Vanderbilt 62	2nd	March 7	15,326
(E1) South Carolina 72, (W4) Alabama 61	2nd	March 7	15,326
(E2) Kentucky 92, (W3) Auburn 50	2nd	March 7	19,515
(E3) Georgia 65, (W2) Arkansas 63	2nd	March 7	19,515
(E2) Kentucky 88, (W1) Ole Miss 70	Semis	March 8	19,627
(E3) Georgia 78, (E1) South Carolina 63	Semis	March 8	19,627
(E2) Kentucky 95, (E3) Georgia 68	Champ	March 9	19,423

1998

Georgia Dome • Atlanta, Ga. • Attend: 209,867

(W4) Alabama 72, (E5) Vanderbilt 62	1st	March 5	12,106
(E4) Georgia 79, (W5) Mississippi State 76	1st	March 5	12,106
(E3) Tennessee 73, (W6) LSU 62	1st	March 5	13,855
(E6) Florida 68, (W3) Auburn 64	1st	March 5	13,855
(E1) Kentucky 82, (W4) Alabama 71	2nd	March 6	21,109
(W1) Ole Miss 72, (E4) Georgia 67	2nd	March 6	21,109
(W2) Arkansas 102, (E3) Tennessee 96	2nd	March 6	20,401
(E2) South Carolina 71, (E6) Florida 60	2nd	March 6	20,401
(E1) Kentucky 99, (W2) Arkansas 74	Semis	March 7	25,190
(E2) South Carolina 87, (W1) Ole Miss 77	Semis	March 7	25,190
(E1) Kentucky 86, (E2) South Carolina 56	Champ	March 8	24,545

1999

Georgia Dome • Atlanta, Ga. • Attend: 225,587

(W5) Alabama 65, (E4) Georgia 58	1st	March 4	12,310
(W4) Mississippi State 76, (E5) Vanderbilt 58	1st	March 4	12,310
(W3) Ole Miss 64, (E6) South Carolina 60	1st	March 4	14,224
(E3) Florida 97, (W6) LSU 75	1st	March 4	14,224
(W1) Auburn 93, (W5) Alabama 61	2nd	March 5	21,945
(W4) Mississippi State 62, (E1) Tennessee 56	2nd	March 5	21,945
(E2) Kentucky 83, (W3) Ole Miss 73	2nd	March 5	25,127
(W2) Arkansas 75, (E3) Florida 74	2nd	March 5	25,127
(E2) Kentucky 69, (W1) Auburn 57	Semis	March 6	26,427
(W2) Arkansas 84, (W4) Mississippi State 79 ot	Semis	March 6	26,427
(E2) Kentucky 76, (W2) Arkansas 63	Champ	March 7	25,521

2000

Georgia Dome • Atlanta, Ga. • Attend: 208,785

(E5) South Carolina 69, (W4) Alabama 59	1st	March 9	12,407
(E4) Vanderbilt 76, (W5) Mississippi State 53	1st	March 9	12,407
(E3) Florida 89, (W6) Ole Miss 67	1st	March 9	16,514
(W3) Arkansas 71, (E6) Georgia 64	1st	March 9	16,514
(E5) South Carolina 75, (E1) Tennessee 68	2nd	March 10	20,095
(W1) LSU 71, (E4) Vanderbilt 60	2nd	March 10	20,095
(W2) Auburn 78, (E3) Florida 70	2nd	March 10	24,447
(W3) Arkansas 86, (E2) Kentucky 72	2nd	March 10	24,447
(W2) Auburn 77, (E5) South Carolina 72 ot	Semis	March 11	21,216
(W3) Arkansas 69, (W1) LSU 67	Semis	March 11	21,216
(W3) Arkansas 75, (W2) Auburn 67	Champ	March 12	19,427

2001

Gaylord Entertainment Center • Nashville, Tenn. • Attend: 203,489

(E4) Tennessee 73, (W5) Auburn 66	1st	March 8	16,197
(E5) South Carolina 69, (W4) Mississippi State 62	1st	March 8	16,197
(W3) Alabama 78, (E6) Vanderbilt 59	1st	March 8	17,222
(W6) LSU 63, (E3) Georgia 62	1st	March 8	17,222
(W1) Ole Miss 86, (E4) Tennessee 73	2nd	March 9	19,093
(E1) Kentucky 76, (E5) South Carolina 65	2nd	March 9	19,093
(E2) Florida 69, (W3) Alabama 61	2nd	March 9	18,895
(W2) Arkansas 77, (W6) LSU 72	2nd	March 9	18,895
(W1) Ole Miss 74, (E2) Florida 69	Semis	March 10	20,225
(E1) Kentucky 87, (W2) Arkansas 78	Semis	March 10	20,225
(E1) Kentucky 77, (W1) Ole Miss 55	Champ	March 11	20,225

2002

Georgia Dome • Atlanta, Ga. • Attend: 198,929

(W4) LSU 69, (E5) Vanderbilt 62	1st	March 7	12,412
(W5) Arkansas 68, (E4) Tennessee 61	1st	March 7	12,412
(E3) Florida 81, (W6) Auburn 63	1st	March 7	16,740
(E6) South Carolina 69, (W3) Ole Miss 67	1st	March 7	16,740
(W4) LSU 78, (E1) Georgia 76	2nd	March 8	20,427
(W1) Alabama 91, (E4) Tennessee 72	2nd	March 8	20,427
(W2) Mississippi State 62, (E3) Florida 52	2nd	March 8	22,508
(E6) South Carolina 70, (E2) Kentucky 57	2nd	March 8	22,508
(W2) Mississippi State 57, (W4) LSU 51	Semis	March 9	19,127
(W1) Alabama 65, (E6) South Carolina 57	Semis	March 9	19,127
(W2) Mississippi State 61, (W1) Alabama 58	Champ	March 10	16,501

2003

Louisiana Superdome • New Orleans, La. • Attend: 166,410

(W5) Ole Miss 62, (E4) South Carolina 56	1st	March 13	11,430
(W3) LSU 85, (W6) Arkansas 56	1st	March 13	11,430
(E5) Vanderbilt 82, (W4) Alabama 69	1st	March 13	8,526
(W1) Mississippi State 73, (W5) Ole Miss 64	2nd	March 14	16,548
(W3) LSU 65, (E2) Florida 61	2nd	March 14	16,548
(E1) Kentucky 81, (E5) Vanderbilt 63	2nd	March 14	18,510
(W2) Auburn 66, (E3) Tennessee 53	2nd	March 14	18,510
(W1) Mississippi State 76, (W3) LSU 61	Semis	March 15	21,427
(E1) Kentucky 78, (W2) Auburn 58	Semis	March 15	21,427
(E1) Kentucky 64, (W1) Mississippi State 57	Champ	March 16	22,054

2004

Georgia Dome • Atlanta, Ga. • Attend: 195,630

(E5) Georgia 73, (W4) Auburn 59	1st	March 11	12,545
(E3) South Carolina 91, (W6) Arkansas 81	1st	March 11	12,545
(E4) Vanderbilt 70, (W5) Ole Miss 50	1st	March 11	13,693
(W3) Alabama 84, (E6) Tennessee 49	1st	March 11	13,693
(E1) Kentucky 69, (E5) Georgia 60	2nd	March 12	20,203
(E3) South Carolina 85, (W2) LSU 64	2nd	March 12	20,203
(W1) Mississippi State 74, (E4) Vanderbilt 70 ot	2nd	March 12	18,916
(E2) Florida 75, (W3) Alabama 73 ot	2nd	March 12	18,916
(E1) Kentucky 78, (E3) South Carolina 63	Semis	March 13	21,446
(E2) Florida 91, (E4) Vanderbilt 69	Semis	March 13	21,446
(E1) Kentucky 89, (E2) Florida 73	Champ	March 14	22,024



SEC TOURNAMENT RESULTS

2005

Georgia Dome • Atlanta, Ga. • Attend: 212,122

(W5) Ole Miss 53, (E4) South Carolina 52	1st	March 10	12,534
(W3) Mississippi State 76, (E6) Georgia 65	1st	March 10	12,534
(E5) Tennessee 65, (W4) Arkansas 46	1st	March 10	15,147
(W6) Auburn 77, (E3) Vanderbilt 73	1st	March 10	15,147
(W1) Alabama 69, (W5) Ole Miss 52	2nd	March 11	19,938
(E2) Florida 80, (W3) Mississippi State 64	2nd	March 11	19,938
(E1) Kentucky 76, (E5) Tennessee 62	2nd	March 11	22,024
(W2) LSU 76, (W6) Auburn 62	2nd	March 11	22,024
(E2) Florida 68, (W1) Alabama 62	Semis	March 12	24,214
(E1) Kentucky 79, (W2) LSU 78 ot	Semis	March 12	24,214
(E2) Florida 70, (E1) Kentucky 53	Champ	March 13	24,408

2006

Gaylord Entertainment Center • Nashville, Tenn. • Attend: 183,122

(E5) South Carolina 59, (W4) Mississippi State 44	1st	March 9	15,454
(E3) Kentucky 71, (W6) Ole Miss 57	1st	March 9	15,454
(E4) Vanderbilt 76, (W5) Auburn 71	1st	March 9	13,926
(W3) Arkansas 80, (E6) Georgia 67	1st	March 9	13,926
(E5) South Carolina 79, (E1) Tennessee 71	2nd	March 10	19,547
(E3) Kentucky 68, (W2) Alabama 61	2nd	March 10	19,547
(W1) LSU 92, (E4) Vanderbilt 73	2nd	March 10	17,777
(E2) Florida 74, (W3) Arkansas 71	2nd	March 10	17,777
(E5) South Carolina 65, (E3) Kentucky 61	Semis	March 11	19,206
(E2) Florida 81, (W1) LSU 65	Semis	March 11	19,206
(E2) Florida 49, (E5) South Carolina 47	Champ	March 12	11,302

2007

Georgia Dome • Atlanta, Ga. • Attend: 172,840

(E4) Kentucky 79, (W5) Alabama 67	1st	March 8	13,747
(W3) Arkansas 82, (E6) South Carolina 52	1st	March 8	13,747
(E5) Georgia 80, (W4) Auburn 65	1st	March 8	14,574
(W6) LSU 76, (E3) Tennessee 67	1st	March 8	14,574
(W1) Mississippi State 84, (E5) Kentucky 82 ot	2nd	March 9	17,068
(W3) Arkansas 72, (E2) Vanderbilt 71	2nd	March 9	17,068
(E1) Florida 74, (E5) Georgia 57	2nd	March 9	16,203
(W2) Ole Miss 80, (W6) LSU 60	2nd	March 9	16,203
(W3) Arkansas 81, (W1) Mississippi State 72	Semis	March 10	17,114
(E1) Florida 80, (W2) Ole Miss 59	Semis	March 10	17,114
(E1) Florida 77, (W3) Arkansas 56	Champ	March 11	15,428

2008

Georgia Dome/Alexander Memorial Coliseum • Atlanta, Ga. • Attend: 122,701

(E5) South Carolina 77, (W4) LSU 73	1st	March 13	12,659
(E3) Vanderbilt 93, (W6) Auburn 82	1st	March 13	12,659
(W5) Alabama 80, (E4) Florida 69	1st	March 13	15,563
(E6) Georgia 97, (W3) Ole Miss 95 ot	1st	March 13	15,563
(E1) Tennessee 89, (E5) South Carolina 87	2nd	March 14	18,020
(W2) Arkansas 81, (E3) Vanderbilt 75	2nd	March 14	18,020
(W1) Mississippi State 69, (W5) Alabama 67 ot	2nd	March 14	20,025
(E6) Georgia 60, (E2) Kentucky 56 ot	2nd	March 15	1,458
(W2) Arkansas 92, (E1) Tennessee 91	Semis	March 15	2,517
(E6) Georgia 64, (W1) Mississippi State 60	Semis	March 15	2,517
(E6) Georgia 66, (W2) Arkansas 57	Champ	March 16	3,700

2009

St. Pete Times Forum • Tampa, Fla. • Attend: 132,181

(E4) Kentucky 71, (W5) Ole Miss 58	1st	March 12	11,071
(W3) Mississippi State 79, (E6) Georgia 60	1st	March 12	11,071
(W4) Alabama 82, (E5) Vanderbilt 75	1st	March 12	12,152
(E3) Florida 73, (W6) Arkansas 58	1st	March 12	12,152
(W1) LSU 67, (E4) Kentucky 58	2nd	March 13	13,306
(W3) Mississippi State 82, (E2) South Carolina 68	2nd	March 13	13,306
(E1) Tennessee 86, (W4) Alabama 62	2nd	March 13	14,128
(W2) Auburn 61, (E3) Florida 58	2nd	March 13	14,128
(W3) Mississippi State 67, (W1) LSU 57	Semis	March 14	10,387
(E1) Tennessee 94, (W2) Auburn 85	Semis	March 14	10,387
(W3) Mississippi State 64, (E1) Tennessee 61	Champ	March 15	10,093

2010

Bridgestone Arena • Nashville, Tenn. • Attend: 191,852

(W4) Alabama 68, (E5) South Carolina 63	1st	March 11	15,152
(E3) Tennessee 59, (W6) LSU 49	1st	March 11	15,152
(E4) Florida 78, (W5) Auburn 69	1st	March 11	14,789
(E6) Georgia 77, (W3) Arkansas 64	1st	March 11	14,789
(E1) Kentucky 73, (W4) Alabama 67	2nd	March 12	19,123
(E3) Tennessee 76, (W2) Ole Miss 65	2nd	March 12	19,123
(W1) Mississippi State 75, (E4) Florida 69	2nd	March 12	16,614
(E2) Vanderbilt 78, (E6) Georgia 66	2nd	March 12	16,614
(E1) Kentucky 74, (E3) Tennessee 45	Semis	March 13	20,207
(W1) Mississippi State 62, (E2) Vanderbilt 52	Semis	March 13	20,207
(E1) Kentucky 75, (W1) Mississippi State 74 ot	Champ	March 14	20,082

2011

Georgia Dome • Atlanta, Ga. • Attend: 197,385

(E4) Georgia 69, (W5) Auburn 51	1st	March 10	12,144
(W3) Ole Miss 66, (E6) South Carolina 55	1st	March 10	12,144
(E5) Tennessee 74, (W4) Arkansas 68	1st	March 10	15,145
(E3) Vanderbilt 62, (W6) LSU 50	1st	March 10	15,145
(W1) Alabama 65, (E4) Georgia 59 ot	2nd	March 11	21,875
(E2) Kentucky 75, (W3) Ole Miss 66	2nd	March 11	21,875
(E1) Florida 85, (E5) Tennessee 74	2nd	March 11	17,096
(E3) Vanderbilt 87, (W2) Mississippi State 81	2nd	March 11	17,096
(E2) Kentucky 72, (W1) Alabama 58	Semis	March 12	21,728
(E1) Florida 77, (E3) Vanderbilt 66	Semis	March 12	21,728
(E2) Kentucky 70, (E1) Florida 54	Champ	March 13	21,409

2012

New Orleans Arena • New Orleans, La. • Attend: 154,426

(8) LSU 70, (9) Arkansas 54	1st	March 8	10,703
(5) Alabama 63, (12) South Carolina 57	1st	March 8	10,703
(7) Ole Miss 68, (10) Auburn 54	1st	March 8	10,197
(11) Georgia 71, (6) Mississippi State 61	1st	March 8	10,197
(1) Kentucky 60, (8) LSU 51	2nd	March 9	18,207
(4) Florida 66, (5) Alabama 63	2nd	March 9	18,207
(7) Ole Miss 77, (2) Tennessee 72 ot	2nd	March 9	10,526
(3) Vanderbilt 63, (11) Georgia 41	2nd	March 9	10,526
(1) Kentucky 74, (4) Florida 71	Semis	March 10	18,523
(3) Vanderbilt 65, (7) Ole Miss 53	Semis	March 10	18,523
(3) Vanderbilt 71, (1) Kentucky 64	Champ	March 11	18,114

SEC TOURNAMENT RESULTS

2013

Bridgestone Arena • Nashville, Tenn. • Attend: 168,452

(12) Mississippi State 70, (13) South Carolina 59	1st	March 13	7,879
(11) Texas A&M 71, (14) Auburn 62	1st	March 13	7,879
(9) LSU 68, (8) Georgia 63	2nd	March 14	10,065
(5) Tennessee 69, (12) Mississippi State 53	2nd	March 14	10,065
(10) Vanderbilt 75, (7) Arkansas 72	2nd	March 14	11,798
(6) Missouri 62, (11) Texas A&M 50	2nd	March 14	11,798
(1) Florida 80, (9) LSU 58	Quarters	March 15	15,649
(4) Alabama 58, (5) Tennessee 48	Quarters	March 15	15,649
(10) Vanderbilt 64, (2) Kentucky 48	Quarters	March 15	18,192
(3) Ole Miss 64, (6) Missouri 62	Quarters	March 15	18,192
(1) Florida 61, (4) Alabama 51	Semis	March 16	14,574
(3) Ole Miss 61, (10) Vanderbilt 51	Semis	March 16	14,574
(3) Ole Miss 66, (1) Florida 63	Champ	March 17	12,138

2014

Georgia Dome • Atlanta, Ga. • Attend: 183,655

(13) South Carolina 74, (12) Auburn 56	1st	March 12	7,132
(14) Mississippi State 82, (11) Vanderbilt 68	1st	March 12	7,132
(8) Missouri 91, (9) Texas A&M 83 ot	2nd	March 13	9,308
(13) South Carolina 71, (5) Arkansas 69	2nd	March 13	9,308
(7) LSU 68, (10) Alabama 56	2nd	March 13	10,218
(6) Ole Miss 78, (14) Mississippi State 66	2nd	March 13	10,218
(1) Florida 72, (8) Missouri 49	Quarters	March 14	15,273
(4) Tennessee 59, (13) South Carolina 44	Quarters	March 14	15,273
(2) Kentucky 85, (7) LSU 67	Quarters	March 14	19,056
(3) Georgia 75, (6) Ole Miss 73	Quarters	March 14	19,056
(1) Florida 56, (4) Tennessee 49	Semis	March 15	20,330
(2) Kentucky 70, (3) Georgia 58	Semis	March 15	20,330
(1) Florida 61, (2) Kentucky 60	Champ	March 16	21,021

2015

Bridgestone Arena • Nashville, Tenn. • Attend: 192,727

(13) Auburn 74, (12) Mississippi State 68	1st	March 11	10,039
(11) South Carolina 63, (14) Missouri 54	1st	March 11	10,039
(8) Florida 69, (9) Alabama 61	2nd	March 12	10,563
(13) Auburn 66, (5) Texas A&M 59	2nd	March 12	10,563
(7) Tennessee 67, (10) Vanderbilt 61	2nd	March 12	15,032
(11) South Carolina 60, (6) Ole Miss 58	2nd	March 12	15,032
(1) Kentucky 64, (8) Florida 49	Quarters	March 13	18,205
(13) Auburn 73, (4) LSU 70 ot	Quarters	March 13	18,205
(2) Arkansas 80, (10) Tennessee 72	Quarters	March 13	13,135
(3) Georgia 74, (11) South Carolina 62	Quarters	March 13	13,135
(1) Kentucky 91, (13) Auburn 67	Semis	March 14	19,232
(2) Arkansas 60, (3) Georgia 49	Semis	March 14	19,232
(1) Kentucky 78, (2) Arkansas 63	Champ	March 15	20,315

2016

Bridgestone Arena • Nashville, Tenn. • Attend: 182,198

(12) Tennessee 97, (13) Auburn 59	1st	March 9	9,787
(8) Florida 68, (1) Arkansas 61	2nd	March 10	12,270
(12) Tennessee 67, (5) Vanderbilt 65	2nd	March 10	12,270
(10) Alabama 81, (7) Ole Miss 73	2nd	March 10	11,750
(6) Georgia 79, (11) Mississippi State 69	2nd	March 10	11,750
(1) Texas A&M 72, (5) Florida 66	Quarters	March 11	15,222
(4) LSU 84, (12) Tennessee 75	Quarters	March 11	15,222
(2) Kentucky 85, (10) Alabama 59	Quarters	March 11	18,049
(6) Georgia 65, (3) South Carolina 64	Quarters	March 11	18,049
(1) Texas A&M 71, (4) LSU 38	Semis	March 12	19,108
(2) Kentucky 93, (6) Georgia 80	Semis	March 12	19,108
(2) Kentucky 82, (1) Texas A&M 77 ot	Champ	March 13	19,613

2017

Bridgestone Arena • Nashville, Tenn. • Attend: 190,363

(12) Mississippi State 79, (13) LSU 52	1st	March 8	8,567
(14) Missouri 86, (11) Auburn 83 ot	1st	March 8	8,567
(8) Georgia 59, (9) Tennessee 57	2nd	March 9	11,973
(5) Alabama 75, (12) Mississippi State 55	2nd	March 9	11,973
(7) Vanderbilt 66, (10) Texas A&M 41	2nd	March 9	13,112
(6) Ole Miss 86, (14) Missouri 74	2nd	March 9	13,112
(1) Kentucky 71, (8) Georgia 60	Quarters	March 10	18,130
(5) Alabama 64, (4) South Carolina 53	Quarters	March 10	18,130
(7) Vanderbilt 72, (2) Florida 62 ot	Quarters	March 10	14,227
(3) Arkansas 73, (6) Ole Miss 72	Quarters	March 10	14,227
(1) Kentucky 79, (5) Alabama 74	Semis	March 11	19,196
(3) Arkansas 76, (7) Vanderbilt 62	Semis	March 11	19,196
(1) Kentucky 82, (3) Arkansas 65	Champ	March 12	19,953

2018

Scottrade Center • St. Louis, Mo. • Attend: 188,493

(12) Georgia 78, (13) Vanderbilt 62	1st	March 7	8,190
(11) South Carolina 85, (14) Ole Miss 84	1st	March 7	8,190
(9) Alabama 71, (8) Texas A&M 70	2nd	March 8	15,129
(12) Georgia 62, (5) Missouri 60	2nd	March 8	15,129
(7) Mississippi State 80, (10) LSU 77	2nd	March 8	11,572
(6) Arkansas 69, (11) South Carolina 64	2nd	March 8	11,572
(9) Alabama 81, (1) Auburn 63	Quarters	March 9	16,364
(4) Kentucky 62, (12) Georgia 49	Quarters	March 9	16,364
(2) Tennessee 62, (7) Mississippi State 59	Quarters	March 9	14,596
(6) Arkansas 80, (3) Florida 72	Quarters	March 9	14,596
(4) Kentucky 86, (9) Alabama 63	Semis	March 10	18,729
(2) Tennessee 84, (6) Arkansas 66	Semis	March 10	18,729
(4) Kentucky 77, (2) Tennessee 72	Champ	March 11	18,973

2019

Bridgestone Arena • Nashville, Tenn. • Attend: 210,212

(12) Missouri 71, (13) Georgia 61	1st	March 13	10,849
(11) Texas A&M 69, (14) Vanderbilt 52	1st	March 13	10,849
(8) Florida 66, (9) Arkansas 50	2nd	March 14	12,720
(5) Auburn 81, (12) Missouri 71	2nd	March 14	12,720
(10) Alabama 62, (7) Ole Miss 56	2nd	March 14	14,813
(6) Mississippi State 80, (11) Texas A&M 54	2nd	March 14	14,813
(8) Florida 76, (1) LSU 73	Quarters	March 15	16,490
(5) Auburn 73, (4) South Carolina 64	Quarters	March 15	16,490
(2) Kentucky 73, (10) Alabama 55	Quarters	March 15	19,575
(3) Tennessee 83, (6) Mississippi State 76	Quarters	March 15	19,575
(5) Auburn 65, (8) Florida 62	Semis	March 16	20,933
(3) Tennessee 82, (2) Kentucky 78	Semis	March 16	20,933
(5) Auburn 84, (3) Tennessee 64	Champ	March 17	19,452

2020

Bridgestone Arena • Nashville, Tenn.

(13) Georgia 81, (12) Ole Miss 63	1st	March 11	9,691
(11) Arkansas 86, (14) Vanderbilt 73	1st	March 13	9,691

* sellout



SEC TOURNAMENT SEEDS

	UA	AR	AU	UF	UG	UK	LSU	UM	MSU	MO	USC	UT	AM	VU
1979	4 [1-1]	-	9 [2-1]	10 [0-1]	7 [1-1]	6 [3-1]	1 [0-1]	8 [0-1]	5 [0-1]	-	-	*2 [2-0]	-	3 [0-1]
1980	3 [1-1]	-	9 [1-1]	10 [1-1]	8 [0-1]	1 [2-1]	*2 [3-0]	5 [1-1]	6 [0-1]	-	-	4 [0-1]	-	7 [0-1]
1981	4 [0-1]	-	9 [0-1]	8 [1-1]	5 [2-1]	2 [0-1]	1 [1-1]	*6 [3-0]	10 [0-1]	-	-	3 [0-1]	-	7 [2-1]
1982	*3 [3-0]	-	8 [1-1]	10 [0-1]	6 [1-1]	1 [2-1]	5 [0-1]	4 [1-1]	9 [0-1]	-	-	2 [1-1]	-	7 [1-1]
1983	9 [3-1]	-	8 [0-1]	10 [0-1]	*6 [3-0]	1 [0-1]	2 [0-1]	3 [0-1]	5 [1-1]	-	-	7 [2-1]	-	4 [0-1]
1984	5 [1-1]	-	2 [2-1]	3 [0-1]	8 [1-1]	*1 [3-0]	4 [0-1]	10 [0-1]	9 [0-1]	-	-	6 [1-1]	-	7 [1-1]
1985	3 [2-1]	-	*8 [4-0]	5 [1-1]	2 [1-1]	4 [0-1]	1 [0-1]	9 [0-1]	6 [0-1]	-	-	7 [1-1]	-	10 [0-1]
1986	3 [2-1]	-	2 [0-1]	4 [0-1]	6 [0-1]	*1 [3-0]	5 [1-1]	9 [1-1]	10 [2-1]	-	-	8 [0-1]	-	7 [0-1]
1987	*1 [3-0]	-	5 [1-1]	2 [0-1]	3 [1-1]	4 [0-1]	7 [3-1]	6 [0-1]	10 [0-1]	-	-	8 [1-1]	-	9 [0-1]
1988	9 [0-1]	-	2 [0-1]	3 [1-1]	7 [3-1]	#1 [3-0]	4 [1-1]	8 [1-1]	10 [0-1]	-	-	6 [0-1]	-	5 [0-1]
1989	*2 [3-0]	-	10 [0-1]	1 [2-1]	9 [1-1]	6 [0-1]	4 [0-1]	7 [1-1]	8 [0-1]	-	-	5 [1-1]	-	3 [1-1]
1990	*2 [3-0]	-	6 [1-1]	9 [0-1]	1 [0-1]	-	3 [0-1]	5 [2-1]	7 [0-1]	-	-	4 [0-1]	-	8 [2-1]
1991	*3 [3-0]	-	7 [1-1]	6 [0-1]	5 [1-1]	-	2 [0-1]	8 [0-1]	1 [0-1]	-	-	9 [3-1]	-	4 [0-1]
1992	W3 [2-1]	W1 [1-1]	-	E2 [0-1]	E4 [1-1]	*E1 [3-0]	W2 [1-1]	W5 [0-1]	W4 [0-1]	-	E6 [0-1]	E3 [1-1]	-	E5 [1-1]
1993	W4 [1-1]	W1 [1-1]	W3 [0-1]	E3 [0-1]	E4 [1-1]	*E2 [3-0]	W2 [2-1]	W6 [1-1]	W5 [0-1]	-	E5 [0-1]	E6 [1-1]	-	E1 [1-1]
1994	W2 [1-1]	W1 [1-1]	W6 [1-1]	E1 [2-1]	E4 [1-1]	*E2 [3-0]	W5 [0-1]	W4 [0-1]	W3 [1-1]	-	E5 [1-1]	E6 [0-1]	-	E3 [0-1]
1995	W3 [2-1]	W1 [2-1]	W4 [1-1]	E3 [2-1]	E2 [0-1]	*E1 [3-0]	W5 [0-1]	W6 [0-1]	W2 [0-1]	-	E5 [0-1]	E6 [0-1]	-	E4 [1-1]
1996	W3 [0-1]	W2 [1-1]	W5 [1-1]	E5 [1-1]	E2 [1-1]	E1 [2-1]	W6 [0-1]	W4 [0-1]	*W1 [3-0]	-	E3 [1-1]	E6 [1-1]	-	E4 [0-1]
1997	W4 [1-1]	W2 [0-1]	W3 [1-1]	E5 [0-1]	E3 [3-1]	*E2 [3-0]	W6 [0-1]	W1 [1-1]	W5 [0-1]	-	E1 [1-1]	E6 [0-1]	-	E4 [1-1]
1998	W4 [1-1]	W2 [1-1]	W3 [0-1]	E6 [1-1]	E4 [1-1]	*E1 [3-0]	W6 [0-1]	W1 [1-1]	W5 [0-1]	-	E2 [2-1]	E3 [1-1]	-	E5 [0-1]
1999	W5 [1-1]	W2 [2-1]	W1 [1-1]	E3 [1-1]	E4 [0-1]	*E2 [3-0]	W6 [0-1]	W3 [1-1]	W4 [2-1]	-	E6 [0-1]	E1 [0-1]	-	E5 [0-1]
2000	W4 [0-1]	*W3 [4-0]	W2 [2-1]	E3 [1-1]	E6 [0-1]	E2 [0-1]	W1 [1-1]	W6 [0-1]	W5 [0-1]	-	E5 [2-1]	E1 [0-1]	-	E4 [1-1]
2001	W3 [1-1]	W2 [1-1]	W5 [0-1]	E2 [1-1]	E3 [0-1]	*E1 [3-0]	W6 [1-1]	W1 [2-1]	W4 [0-1]	-	E5 [1-1]	E4 [1-1]	-	E6 [0-1]
2002	W1 [2-1]	W5 [0-1]	W6 [0-1]	E3 [1-1]	E1 [0-1]	E2 [0-1]	W4 [2-1]	W3 [0-1]	*W2 [3-0]	-	E6 [2-1]	E4 [1-1]	-	E5 [0-1]
2003	W4 [0-1]	W6 [0-1]	W2 [1-1]	E2 [0-1]	-	*E1 [3-0]	W3 [2-1]	W5 [1-1]	W1 [2-1]	-	E4 [0-1]	E3 [0-1]	-	E5 [1-1]
2004	W3 [1-1]	W6 [0-1]	W4 [0-1]	E2 [2-1]	E5 [1-1]	*E1 [3-0]	W2 [0-1]	W5 [0-1]	W1 [0-1]	-	E3 [2-1]	E6 [0-1]	-	E4 [2-1]
2005	W1 [1-1]	W4 [0-1]	W6 [1-1]	*E2 [3-0]	E6 [0-1]	E1 [2-1]	W2 [1-1]	W5 [1-1]	W3 [1-1]	-	E4 [0-1]	E5 [1-1]	-	E3 [0-1]
2006	W2 [0-1]	W3 [1-1]	W5 [0-1]	*E2 [3-0]	E6 [0-1]	E3 [2-1]	W1 [1-1]	W6 [0-1]	W4 [0-1]	-	E5 [3-1]	E1 [0-1]	-	E4 [1-1]
2007	W5 [0-1]	W3 [3-1]	W4 [0-1]	*E1 [3-0]	E5 [1-1]	E4 [1-1]	W6 [1-1]	W2 [1-1]	W1 [1-1]	-	E6 [0-1]	E3 [0-1]	-	E2 [0-1]
2008	W5 [1-1]	W2 [2-1]	W6 [0-1]	E4 [0-1]	*E6 [4-0]	E2 [0-1]	W4 [0-1]	W3 [0-1]	W1 [1-1]	-	E5 [1-1]	E1 [1-1]	-	E3 [1-1]
2009	W4 [1-1]	W6 [0-1]	W2 [1-1]	E3 [1-1]	E6 [0-1]	E4 [1-1]	W1 [1-1]	W5 [0-1]	*W3 [4-0]	-	E2 [0-1]	E1 [2-1]	-	E5 [0-1]
2010	W4 [1-1]	W3 [0-1]	W5 [0-1]	E4 [1-1]	E6 [1-1]	*E1 [3-0]	W6 [0-1]	W2 [0-1]	W1 [2-1]	-	E5 [0-1]	E3 [2-1]	-	E2 [1-1]
2011	W1 [1-1]	W4 [0-1]	W5 [0-1]	E1 [2-1]	E4 [1-1]	*E2 [3-0]	W6 [0-1]	W3 [1-1]	W2 [0-1]	-	E6 [0-1]	E5 [1-1]	-	E3 [2-1]
2012	5 [1-1]	9 [0-1]	10 [0-1]	4 [1-1]	11 [1-1]	1 [2-1]	8 [1-1]	7 [2-1]	6 [0-1]	-	12 [0-1]	2 [0-1]	-	*3 [3-0]
2013	4 [1-1]	7 [0-1]	14 [0-1]	1 [2-1]	8 [0-1]	2 [0-1]	9 [1-1]	*3 [3-0]	13 [1-1]	6 [1-1]	12 [0-1]	5 [1-1]	11 [1-1]	10 [2-1]
2014	10 [0-1]	5 [0-1]	12 [0-1]	1 [3-0]	3 [1-1]	2 [2-1]	7 [1-1]	6 [1-1]	14 [1-1]	8 [1-1]	13 [2-1]	4 [1-1]	9 [0-1]	11 [0-1]
2015	9 [0-1]	2 [2-1]	13 [3-1]	8 [1-1]	3 [1-1]	*1 [3-0]	4 [0-1]	6 [0-1]	12 [0-1]	14 [0-1]	11 [2-1]	10 [1-1]	5 [0-1]	7 [0-1]
2016	10 [1-1]	9 [0-1]	13 [0-1]	8 [1-1]	6 [2-1]	*2 [3-0]	4 [1-1]	7 [0-1]	11 [0-1]	-	3 [0-1]	12 [2-1]	1 [2-1]	5 [0-1]
2017	5 [2-1]	3 [2-1]	11 [0-1]	2 [0-1]	8 [1-1]	*1 [3-0]	13 [0-1]	6 [1-1]	12 [1-1]	14 [1-1]	4 [0-1]	9 [0-1]	10 [0-1]	7 [2-1]
2018	9 [2-1]	6 [2-1]	1 [0-1]	3 [0-1]	12 [2-1]	*4 [3-0]	10 [0-1]	14 [0-1]	7 [1-1]	5 [0-1]	11 [1-1]	2 [2-1]	8 [0-1]	13 [0-1]
2019	10 [1-1]	9 [0-1]	*5 [4-0]	8 [2-1]	13 [0-1]	2 [1-1]	1 [0-1]	7 [0-1]	6 [1-1]	12 [1-1]	4 [0-1]	3 [2-1]	11 [1-1]	14 [0-1]
2020	9 [0-0]	11 [1-0]	2 [0-0]	5 [0-0]	13 [1-0]	1 [0-0]	3 [0-0]	12 [0-1]	4 [0-0]	10 [0-0]	6 [0-0]	8 [0-0]	7 [0-0]	14 [0-1]

* Champion # Title vacated [] Tournament record

Champions By Seed

Overall Seeding

Seed Champion (Year)

#1 Kentucky (1984)
 Kentucky (1986)
 Alabama (1987)
 Kentucky (1988)
 Florida (2014)
 Kentucky (2015)
 Kentucky (2017)

#2 Tennessee (1979)
 LSU (1980)
 Alabama (1989)
 Alabama (1990)
 Kentucky (2016)

#3 Alabama (1982)
 Alabama (1991)
 Vanderbilt (2012)
 Ole Miss (2013)

#4 Kentucky (2018)

#5 Auburn (2019)

#6 Ole Miss (1981)
 Georgia (1983)

#8 Auburn (1985)

Divisional Seeding

Seed Champion (Year)

East #1 Kentucky (1992)
 Kentucky (1995)
 Kentucky (1998)
 Kentucky (2001)
 Kentucky (2003)
 Kentucky (2004)
 Florida (2007)
 Kentucky (2010)

West #1 Mississippi State (1996)

East #2 Kentucky (1993)

Kentucky (1994)
 Kentucky (1997)
 Kentucky (1999)
 Florida (2005)
 Florida (2006)
 Kentucky (2011)

West #2 Mississippi State (2002)

West #3 Arkansas (2000)
 Mississippi State (2009)

East #6 Georgia (2008)

SEC TOURNAMENT ATTENDANCE



Single-Game/Session

30,057	3/12/1995 – Georgia Dome (Atlanta) – Championship – Kentucky 95, Arkansas 93 ot
28,966	3/11/1995 – Georgia Dome (Atlanta) – Semifinals – Arkansas 69, Alabama 58 and Kentucky 86, Florida 72
26,427	3/6/1999 – Georgia Dome (Atlanta) – Semifinals – Kentucky 69, Auburn 57 and Arkansas 84, Mississippi State 79 ot
26,049	3/10/1995 – Georgia Dome (Atlanta) – 2nd Round – Arkansas 73, Vanderbilt 72 and Kentucky 93, Auburn 81
25,521	3/7/1999 – Georgia Dome (Atlanta) – Championship – Kentucky 76, Arkansas 63
25,190	3/7/1998 – Georgia Dome (Atlanta) – Semifinals – Kentucky 99, Arkansas 74 and South Carolina 87, Ole Miss 77
25,127	3/5/1999 – Georgia Dome (Atlanta) – 2nd Round – Kentucky 83, Ole Miss 73 and Arkansas 75, Florida 74
24,556	3/9/1996 – La. Superdome (New Orleans) – Semifinals – Kentucky 95, Arkansas 75 and Mississippi State 86, Georgia 68
24,545	3/8/1998 – Georgia Dome (Atlanta) – Championship – Kentucky 86, South Carolina 56
24,462	3/10/1996 – La. Superdome (New Orleans) – Championship – Mississippi State 84 Kentucky 73
24,447	3/10/2000 – Georgia Dome (Atlanta) – 2nd Round – Auburn 78, Florida 70 and Arkansas 86, Kentucky 72
24,408	3/13/2005 – Georgia Dome (Atlanta) – Championship – Florida 70, Kentucky 53
24,214	3/12/2005 – Georgia Dome (Atlanta) – Semifinals – Florida 68, Alabama 62 and Kentucky 79, LSU 78 ot
23,623	3/13/1993 – Rupp Arena (Lexington) – Semifinals – LSU 72, Vanderbilt 62 and Kentucky 92, Arkansas 81
23,589	3/14/1993 – Rupp Arena (Lexington) – Championship – Kentucky 82, LSU 65
23,414	3/12/1993 – Rupp Arena (Lexington) – 2nd Round – LSU 89, Ole Miss 70 and Kentucky 101, Tennessee 40
22,508	3/8/2002 – Georgia Dome (Atlanta) – 2nd Round – Mississippi State 62, Florida 52 and South Carolina 70, Kentucky 57
22,165	3/12/1993 – Rupp Arena (Lexington) – 2nd Round – Vanderbilt 76, Alabama 59 and Arkansas 65, Georgia 60
22,054	3/16/2003 – La. Superdome (New Orleans) – Championship – Kentucky 64, Mississippi State 57
22,024	3/14/2004 – Georgia Dome (Atlanta) – Championship – Kentucky 89, Florida 73
22,024	3/11/2005 – Georgia Dome (Atlanta) – 2nd Round – Kentucky 76, Tennessee 62 and LSU 76, Auburn 62
21,981	3/6/1982 – Rupp Arena (Lexington) – Championship – Alabama 48, Kentucky 46
21,945	3/5/1999 – Georgia Dome (Atlanta) – 2nd Round – Auburn 93, Alabama 61 and Mississippi State 62, Tennessee 56
21,875	3/11/2011 – Georgia Dome (Atlanta) – 2nd Round – Alabama 65, Georgia 59 ot and Kentucky 75, Ole Miss 66

Largest Tournament Attendance

250,301	Georgia Dome (Atlanta) – 1995 – Average/Game: 22,755
240,373	Rupp Arena, Lexington, Ky. – 1993 – Average/Game: 21,852
225,587	Georgia Dome (Atlanta) – 1999 – Average/Game: 20,508
212,122	Georgia Dome (Atlanta) – 2005 – Average/Game: 19,284
210,212	Bridgestone Arena (Nashville) – 2019 – Average/Game: 16,170
209,867	Georgia Dome (Atlanta) – 1998 – Average/Game: 19,079
208,785	Georgia Dome (Atlanta) – 2000 – Average/Game: 19,018
203,489	Gaylord Entertainment Center (Nashville) – 2001 – Average/Game: 18,499
198,929	Georgia Dome (Atlanta) – 2002 – Average/Game: 18,084
197,385	Georgia Dome (Atlanta) – 2011 – Average/Game: 17,944
195,942	The Pyramid (Memphis) – 1994 – Average/Game: 17,813
195,836	Louisiana Superdome (New Orleans) – 1996 – Average/Game: 17,803
195,630	Georgia Dome (Atlanta, Ga.) – 2004 – Average/Game: 17,785
192,727	Bridgestone Arena (Nashville) – 2015 – Average/Game: 14,825
191,852	Bridgestone Arena (Nashville) – 2010 – Average/Game: 17,441
190,363	Bridgestone Arena (Nashville) – 2017 – Average/Game: 14,643
188,493	Scotttrade Center (St. Louis) – 2018 – Average/Game: 14,500
183,655	Georgia Dome (Atlanta) – 2014 – Average/Game: 14,127
183,122	Gaylord Entertainment Center (Nashville) – 2006 – Average/Game: 16,647
182,198	Bridgestone Arena (Nashville) – 2016 – Average/Game: 15,183
172,840	Georgia Dome (Atlanta) – Average/Game: 2007 – 15,713
172,027	The Pyramid (Memphis) – 1997 – Average/Game: 15,639
168,452	Bridgestone Arena (Nashville) – 2013 – Average/Game: 12,958
166,410	Louisiana Superdome (New Orleans) – 2003 – Average/Game: 16,641
163,812	BJCC (Birmingham) – 1992 – Average/Game: 16,381
154,624	Rupp Arena (Lexington) – 1982 – Average/Game: 17,180
154,426	New Orleans Arena (New Orleans) – 2012 – Average/Game: 14,039
148,005	Rupp Arena (Lexington) – 1986 – Average/Game: 16,445
136,046	Memorial Gym (Nashville) – 1984 – Average/Game: 15,116
134,280	Thompson-Boling Arena (Knoxville) – 1989 – Average/Game: 14,920

Championship Game

30,057	3/12/1995 – Georgia Dome (Atlanta) – Kentucky 95, Arkansas 93 ot
25,521	3/7/1999 – Georgia Dome (Atlanta) – Kentucky 76, Arkansas 63
24,545	3/8/1998 – Georgia Dome (Atlanta) – Kentucky 86, South Carolina 56
24,462	3/10/1996 – La. Superdome (New Orleans) – Mississippi St. 84 Kentucky 73
24,408	3/13/2005 – Georgia Dome (Atlanta) – Florida 70, Kentucky 53

Bridgestone Arena

20,933	3/16/2019 – Semifinals – Auburn 65, Florida 62 and Tennessee 82, Kentucky 78
20,315	3/15/2015 – Championship – Kentucky 78, Arkansas 63
20,225	3/11/2001 – Championship – Kentucky 77, Ole Miss 55
20,225	3/10/2001 – Semifinals – Ole Miss 74, Florida 69 and Kentucky 87, Arkansas 78
20,207	3/13/2010 – Semifinals – Kentucky 74, Tennessee 45 and Mississippi State 62, Vanderbilt 52

Georgia Dome

30,057	3/12/1995 – Championship – Kentucky 95, Arkansas 93 ot
28,966	3/11/1995 – Semifinals – Arkansas 69, Alabama 58 and Kentucky 86, Florida 72
26,427	3/6/1999 – Semifinals – Kentucky 69, Auburn 57 and Arkansas 84, Mississippi State 79 ot
26,049	3/10/1995 – 2nd Round – Arkansas 73, Vanderbilt 72 and Kentucky 93, Auburn 81
25,521	3/7/1999 – Championship – Kentucky 76, Arkansas 63

Louisiana Superdome

24,556	3/9/1996 – Semifinals – Kentucky 95, Arkansas 75
24,556	3/9/1996 – Semifinals – Mississippi State 86, Georgia 68
24,462	3/10/1996 – Championship – Mississippi State 84 Kentucky 73
22,054	3/16/2003 – Championship – Kentucky 64, Mississippi State 57
21,427	3/15/2003 – Semifinals – Mississippi State 76, LSU 61

Birmingham-Jefferson Civic Center

17,689	3/14/1992 – Semifinals – Kentucky 80, LSU 74
17,689	3/14/1992 – Semifinals – Alabama 90, Arkansas 89
17,379	3/15/1992 – Championship – Kentucky 80, Alabama 54



SEC TOURNAMENT COACHES

Wins

- 27 Billy Donovan, UF (1997-98-99-00-01-02-03-04-05-06-07-08-09-10-11-12-13-14-15)
- 25 Wimp Sanderson, UA (1981-82-83-84-85-86-87-88-89-90-91-92)
- 24 Tubby Smith, UG (1996-97)/UK (1998-99-00-01-02-03-04-05-06-07)
- 23 John Calipari, UK (2010-11-12-13-14-15-16-17-18-19)
- 17 Rick Pitino, UK (1992-93-94-95-96-97)
- 17 Hugh Durham, UG (1979-80-81-82-83-84-85-86-87-88-89-90-91-92-93-94-95)
- 16 Rick Stansbury, MS (1999-00-01-02-03-04-05-06-07-08-09-10-11-12)
- 14 Nolan Richardson, AR (1992-93-94-95-96-97-98-99-00-01)
- 14 Kevin Stallings, VU (2000-01-02-03-04-05-06-07-08-09-10-11-12-13-14-15-16)
- 13 Bruce Pearl, UT (2006-07-08-09-10-11)/AU (2015-16-17-18-19)
- 12 Dale Brown, LS (1979-80-81-82-83-84-85-86-87-88-89-90-91-92-93-94-95-96-97)
- 12 Eddie Fogler, VU (1990-91-92-93)/SC (1994-95-96-97-98-99-00-01)
- 11 Sonny Smith, AU (1979-80-81-82-83-84-85-86-87-88-89)
- 10 Joe B. Hall, UK (1979-80-81-82-83-84-85)
- 10 Mark Fox, UG (2010-11-12-13-14-15-16-17-18)
- 9 John Brady, LS (1998-99-00-01-02-03-04-05-06-07)
- 9 Don DeVoe, UT (1979-80-81-82-83-84-85-86-87-88-89)/UF (1990)
- 8 Dave Odom, SC (2002-03-04-05-06-07-08)
- 8 Andy Kennedy, UM (2008-09-10-11-12-13-14-15-16-17-18)
- 7 Cliff Ellis, AU (1995-96-97-98-99-00-01-02-03-04)
- 7 Mark Gottfried, UA (1999-00-01-02-03-04-05-06-07-08)
- 7 Rod Barnes, UM (1999-00-01-02-03-04-05-06-07)
- 6 Mike Anderson, AR (2002-12-13-14-15-16-17-18-19)
- 6 Eddie Sutton, UK (1986-87-88-89)
- 6 David Hobbs, UA (1993-94-95-96-97-98)
- 6 Dennis Felton, UG (2004-05-06-07-08)
- 6 Rick Barnes, UT (2016-17-18-19)
- 6 Avery Johnson, UA (2016-17-18-19)
- 1 Tom Crean, UG (2020)
- 1 Eric Musselman, AR (2020)

Appearances

- 19 Billy Donovan, UF (1997-98-99-00-01-02-03-04-05-06-07-08-09-10-11-12-13-14-15)
- 19 Dale Brown, LS (1979-80-81-82-83-84-85-86-87-88-89-90-91-92-93-94-95-96-97)
- 17 Hugh Durham, UG (1979-80-81-82-83-84-85-86-87-88-89-90-91-92-93-94-95)
- 17 Kevin Stallings, VU (2000-01-02-03-04-05-06-07-08-09-10-11-12-13-14-15-16)
- 14 Rick Stansbury, MS (1999-00-01-02-03-04-05-06-07-08-09-10-11-12)
- 12 Wimp Sanderson, UA (1981-82-83-84-85-86-87-88-89-90-91-92)
- 12 Tubby Smith, UG (1996-97)/UK (1998-99-00-01-02-03-04-05-06-07)
- 12 Eddie Fogler, VU (1990-91-92-93)/SC (1994-95-96-97-98-99-00-01)
- 12 Don DeVoe, UT (1979-80-81-82-83-84-85-86-87-88-89)/UF (1990)
- 12 Richard Williams, MS (1987-88-89-90-91-92-93-94-95-96-97-98)
- 11 Sonny Smith, AU (1979-80-81-82-83-84-85-86-87-88-89)
- 11 Andy Kennedy, UM (2008-09-10-11-12-13-14-15-16-17-18)
- 11 Bruce Pearl, UT (2006-07-08-09-10-11)/AU (2015-16-17-18-19)
- 10 Nolan Richardson, AR (1992-93-94-95-96-97-98-99-00-01)
- 10 John Brady, LS (1998-99-00-01-02-03-04-05-06-07)
- 10 Mark Gottfried, UA (1999-00-01-02-03-04-05-06-07-08)
- 10 Cliff Ellis, AU (1995-96-97-98-99-00-01-02-03-04)
- 10 C.M. Newton, UA (1979-80)/VU (1982-83-84-85-86-87-88-89)
- 10 John Calipari, UK (2010-11-12-13-14-15-16-17-18-19)
- 9 Mark Fox, UG (2010-11-12-13-14-15-16-17-18)
- 9 Rod Barnes, UM (1999-00-01-02-03-04-05-06-07)
- 9 Norm Sloan, UF (1981-82-83-84-85-86-87-88-89)
- 9 Mike Anderson, AR (2002-12-13-14-15-16-17-18-19)

Championships

- 6 John Calipari, UK (2010-11-15-16-17-18)
- 5 Wimp Sanderson, UA (1982-87-89-90-91)
- 5 Rick Pitino, UK (1992-93-94-95-97)
- 5 Tubby Smith, UK (1998-99-01-03-04)
- 4 Billy Donovan, UF (2005-06-07-14)
- 2 Eddie Sutton, UK (1988)
- 2 Rick Stansbury, MS (2002-09)
- 1 Don DeVoe, UT (1979)
- 1 Dale Brown, LS (1980)
- 1 Bob Weltlich, UM (1981)
- 1 Hugh Durham, UG (1983)
- 1 Joe B. Hall, UK (1984)
- 1 Sonny Smith, AU (1985)
- 1 Richard Williams, MS (1996)
- 1 Nolan Richardson, AR (2000)
- 1 Dennis Felton, UG (2008)
- 1 Kevin Stallings, VU (2012)
- 1 Andy Kennedy, UM (2013)
- 1 Bruce Pearl, AU (2019)

Championship Game Appearances

- 9 Wimp Sanderson, UA (1982-83-85-86-87-89-90-91-92)
- 8 John Calipari, UK (2010-11-12-14-15-16-17-18)
- 7 Billy Donovan, UF (2004-05-06-07-11-13-14)
- 7 Tubby Smith, UG (1997)/UK (1998-99-01-03-04-05)
- 6 Rick Pitino, UK (1992-93-94-95-96-97)
- 4 Rick Stansbury, MS (2002-03-09-10)
- 4 Joe B. Hall, UK (1979-80-82-84)
- 3 Hugh Durham, UG (1981-83-88)
- 3 Nolan Richardson, AR (1995-99-00)
- 3 Dale Brown, LS (1980-87-93)
- 2 Sonny Smith, AU (1984-85)
- 2 Eddie Sutton, UK (1986-88)
- 2 Mike Anderson, AR (2015-17)
- 2 Rick Barnes, UT (2018-19)

Semifinal Appearances

- 10 Wimp Sanderson, UA (1982-83-84-85-86-87-89-90-91-92)
- 9 Billy Donovan, UF (2001-04-05-06-07-11-12-13-14)
- 9 Tubby Smith, UG (1996-97)/UK (1998-99-01-03-04-05-06)
- 9 Nolan Richardson, AR (1992-93-94-95-96-98-99-00-01)
- 9 John Calipari, UK (2010-11-12-14-15-16-17-18-19)
- 8 Dale Brown, LS (1979-80-81-86-87-88-92-93)
- 7 Rick Stansbury, MS (1999-02-03-07-08-09-10)
- 6 Rick Pitino, UK (1992-93-94-95-96-97)
- 6 Hugh Durham, UG (1981-83-85-87-88-91)
- 5 Kevin Stallings, VU (2004-10-11-12-13)
- 5 Eddie Fogler, VU (1990-93)/SC (1997-98-00)
- 5 John Brady, LS (2000-02-03-05-06)
- 5 Don DeVoe, UT (1979-82-83-84-89)
- 5 Bruce Pearl, UT (2008-09-10)/AU (2015-19)

SEC TOURNAMENT INDIVIDUAL RECORDS

Points – Game

42	Melvin Turpin, UK vs. UG – 2nd Rd, 3/8/1984
39	John Stroud, UM vs. UK – 1st Rd, 2/28/1979
39	Todd Day, AR vs. UA – Semis, 3/14/1992
39	Stefan Moody, UM vs. UA – 2nd Rd, 3/10/2016
38	Reggie King, UA vs. UK – 2nd Rd, 3/1/1979
37	Chris Jackson, LS vs. UT – 2nd Rd, 3/10/1989
37	BJ McKie, SC vs. UM – Semis, 3/7/1998
35	Anthony Roberson, UF vs. VU – Semis, 3/13/2004
34	Derrick Dennison, AU vs. LS – 2nd Rd, 3/9/1990
34	Travis Leslie, UG vs. VU – 2nd Rd, 3/12/2010
33	Dale Ellis, UT vs. LS – 2nd Rd, 3/11/1983
33	Rod Grizzard, UA vs. UT – 2nd Rd, 3/8/2002
33	Dusty Hannahs, AR vs. UF – 2nd Rd, 3/10/2016
32	Kyle Macy, UK vs. UM – 1st Rd, 2/28/1979
32	Corey Allen, UT vs. LS – 2nd Rd, 3/13/1992
32	Mike Boynton, SC vs. AR – 1st Rd, 3/11/2004
32	Kentavious Caldwell-Pope, UG vs. LS – 2nd Rd, 3/14/2013
32	Danuel House, AM vs. UK – Champ, 3/13/2016
31	Dominique Wilkins, UG vs. UA – 2nd Rd, 3/5/1981
31	Dale Ellis, UT vs. UM – 2nd Rd, 3/5/1981
31	Anthony Wilson, LS vs. UG – Semis, 3/7/1987
31	Gerald Glass, UM vs. AU – 1st Rd, 3/9/1989
31	Steve Hamer, UT vs. UA – 1st Rd, 3/7/1996
31	Kenyan Weaks, UF vs. AU – 1st Rd, 3/5/1998
31	D.A. Layne, UG vs. AR – 1st Rd, 3/9/2000
31	Collin Sexton, UA vs. AU – Quarters, 3/9/2018
30	Jeff Malone, MS vs. VU – 2nd Rd, 3/11/1983
30	Tony White, UT vs. UF – 2nd Rd, 3/8/1984
30	Vern Fleming, UG vs. UK – 2nd Rd, 3/8/1984
30	Tony White, UT vs. VU – 1st Rd, 3/5/1987
30	Ricky Blanton, LS vs. VU – 2nd Rd, 3/11/1988
30	Litterial Green, UG vs. MS – 1st Rd, 3/9/1989
30	Corliss Williamson, AR vs. UG – 2nd Rd, 3/11/1994
30	Tyler Ulis, UK vs. AM – Champ, 3/13/2016
30	Kevin Puryear, MO vs. AU – 1st Rd, 3/8/2017
30	Jordan Geist, MO vs. UG – 1st Rd, 3/13/2019
30	Saben Lee, VU vs. AR – 1st Rd, 3/11/2020
<i>Pre-1979 Record:</i>	
42	Cliff Hagan, UK vs. UT – Semis, 3/1/1952

Points – Tournament

98	Allan Houston, UT – 1991 (4 g)
93	Kyle Macy, UK – 1979 (4 g)
86	KT Harrell, AU – 2015 (4 g)
84	Truman Claytor, UK – 1979 (4 g)
84	Chuck Person, AU – 1985 (4 g)
<i>Pre-1979 Record:</i>	
110	Cliff Hagan, UK – 1952 (4 g)

Points – Career

187	Allan Houston, UT – 1990-91-92-93 (9 g)
167	Buck Johnson, UA – 1983-84-85-86 (12 g)
162	BJ McKie, SC – 1996-97-98-99 (8 g)
159	Chuck Person, AU – 1983-84-85-86 (9 g)
157	Vern Fleming, UG – 1981-82-83-84 (9 g)

Field Goals – Game

18	Melvin Turpin, UK vs. UG – 2nd Rd, 3/8/1984
15	John Stroud, UM vs. UK – 1st Rd, 2/28/1979
15	Reggie King, UA vs. UK – 2nd Rd, 3/1/1979
15	Chris Jackson, LS vs. UT – 2nd Rd, 3/10/1989
14	Dale Ellis, UT vs. UM – 2nd Rd, 3/5/1981
14	Dale Ellis, UT vs. LS – 2nd Rd, 3/11/1983
14	Corey Allen, UT vs. LS – 2nd Rd, 3/13/1992
14	Todd Day, AR vs. UA – Semis, 3/14/1992
14	Steve Hamer, UT vs. UA – 1st Rd, 3/7/1996

Field Goals – Tournament

36	Chuck Person, AU – 1985 (4 g)
35	Kyle Macy, UK – 1979 (4 g)
34	Truman Claytor, UK – 1979 (4 g)
30	Dominique Wilkins, UG – 1981 (3 g)
30	Dale Ellis, UT – 1983 (3 g)
30	Melvin Turpin, UK – 1984 (3 g)
30	Allan Houston, UT – 1991 (4 g)
<i>Pre-1979 Record:</i>	
41	Bob Pettit, LS – 1952 (4 g)

Field Goals – Career

71	Chuck Person, AU – 1983-84-85-86 (9 g)
66	Don Redden, LS – 1984-85-86 (4 g)
64	Dale Ellis, UT – 1980-81-82-83 (7 g)
62	Buck Johnson, UA – 1983-84-85-86 (12 g)
61	Tony White, UT – 1984-85-86-87 (7 g)

Field Goals Attempted – Game

36	Chris Jackson, LS vs. UT – 2nd Rd, 3/10/1989
27	Stefan Moody, UM vs. UA – 2nd Rd, 3/10/2016
26	Reggie King, UA vs. UK – 2nd Rd, 3/1/1979
26	Gerald Glass, UM vs. AU – 1st Rd, 3/9/1989
26	Todd Day, AR vs. UA – Semis, 3/14/1992
26	Brian Williams, UA vs. SC – 2nd Rd, 3/7/1997

Field Goals Attempted – Tournament

70	Chuck Person, AU – 1985 (4 g)
60	Kyle Macy, UK – 1979 (4 g)
60	Truman Claytor, UK – 1979 (4 g)
55	Allan Houston, UT – 1991 (4 g)
53	Anthony Wilson, LS – 1987 (4 g)
<i>Pre-1979 Record:</i>	
94	Cliff Hagan, UK – 1952 (4 g)

Field Goals Attempted – Career

147	Tony Delk, UK – 1993-94-95-96 (12 g)
133	Chuck Person, AU – 1983-84-85-86 (9 g)
132	Allan Houston, UT – 1990-91-92-93 (9 g)
130	Tony White, UT – 1984-85-86-87 (7 g)
129	Brian Williams, UA – 1996-97-98-99 (7 g)

Field-Goal Percentage (Min. 10 FGA) – Game

92.3 (12-13)	A.J. Ogilvy, VU vs. AU – 1st Rd, 3/13/2008
90.9 (10-11)	Robert Scott, UA vs. UK – 2nd Rd, 3/1/1979
90.9 (10-11)	Gerald Crosby, UG vs. UA – Champ, 3/13/1983
90.0 (9-10)	Ron Webb, UG vs. MS – 1st Rd, 2/28/1979
90.0 (9-10)	Jimmy Daughtry, UG vs. AU – 2nd Rd, 3/1/1979

Field-Goal Percentage (Min. 15 FGA) – Tournament

94.4 (17-18)	Robert Scott, UA – 1979 (2 g)
83.9 (26-31)	Jamal Mashburn, UK – 1992 (3 g)
80.0 (16-20)	Dametri Hill, UF – 1994 (3 g)
79.2 (19-24)	Jamie Brandon, LS – 1993 (3 g)
77.8 (14-18)	Austin Bates, VU – 1997 (2 g)
76.2 (16-21)	A.J. Ogilvy, VU – 2008 (2 g)
75.9 (22-29)	Gerald Crosby, UG – 1983 (3 g)
75.0 (12-16)	Adrian Moss, UF – 2014 (3 g)
73.3 (11-15)	Alec Kessler, UG – 1987 (2 g)
72.7 (16-22)	Carlos Powell, SC – 2002 (3 g)

Field-Goal Percentage (Min. 25 FGA) – Career

75.8 (25-33)	Lavon Mercer, UG – 1979-80 (3 g)
71.0 (22-31)	Korvotney Barber, AU – 2006-07-09 (4 g)
68.3 (28-41)	Dontae' Jones, MS – 1996 (3 g)
65.5 (19-29)	Chuck Verderber, UK – 1979-80-81-82 (10 g)
64.7 (44-68)	Jamal Mashburn, UK – 1992-93 (6 g)
64.6 (64-99)	Dale Ellis, UT – 1980-81-82-83 (7 g)
64.3 (28-42)	Robert Scott, UA – 1979-80 (4 g)
64.3 (18-28)	Adrian Moss, UF – 2003-04-05-06 (10 g)
64.0 (16-25)	Ted Young, VU – 1980-81-82-83 (7 g)
63.9 (23-36)	Dwayne Davis, UF – 1988-89-90-91 (6 g)
63.9 (23-36)	Austin Bates, VU – 1994-96-97-98 (5 g)

Three-Point Field Goals – Game

8	Greg Stolt, UF vs. LS – 1st Rd, 3/4/1999
8	Rick Jones, VU vs. MS – 1st Rd, 3/9/2000
8	Levi Stukes, UG vs. AU – 1st Rd, 3/11/2004
8	Earnest Shelton, UA vs. UM – 2nd Rd, 3/11/2005
8	Mykal Riley, UA vs. UF – 1st Rd, 3/13/2008
8	Stefan Moody, UM vs. UA – 2nd Rd, 3/10/2016

Three-Point Field Goals – Tournament

18	Bryce Brown, AU – 2019 (4 g)
14	Travis Ford, UK – 1993 (3 g)
14	Michael Boynton, SC – 2004 (3 g)
14	Anthony Roberson, UF – 2004 (3 g)
13	James Robinson, UA – 1992 (3 g)
13	Matt Walsh, UF – 2005 (3 g)

Three-Point Field Goals – Career

33	Pat Bradley, AR – 1996-97-98-99 (8 g)
29	Travis Ford, UK – 1992-93-94 (9 g)
25	Brian Williams, UA – 1996-97-98-99 (7 g)
24	John Jenkins, VU – 210-11-12 (7 g)
24	Kenny Boynton, UF – 2010-11-12-13 (10 g)

Three-Point Field Goals Attempted – Game

19	Marshall Henderson, UM vs. MS – 2nd Rd, 3/13/2014
17	Stefan Moody, UM vs. UA – 2nd Rd, 3/10/2016
17	Jody Patton, UG vs. UT – Semis, 3/9/1991
16	Earnest Shelton, UA vs. UF – 2nd Rd, 3/12/2004
16	Anthony Roberson, UF vs. UA – 2nd Rd, 3/12/2004
16	Marshall Henderson, UM vs. UG – Quarters, 3/14/2014



SEC TOURNAMENT INDIVIDUAL RECORDS

Three-Point Field Goals Attempted – Tournament

- 43 Bryce Brown, AU – 2019 (4 g)
- 35 Pat Bradley, AR – 1999 (3 g)
- 35 Anthony Roberson, UF – 2004 (3 g)
- 35 Marshall Henderson, UM – 2014 (2 g)
- 32 John Jenkins, VU – 2012 (3 g)

Three-Point Field Goals Attempted – Career

- 76 Pat Bradley, AR – 1996-97-98-99 (8 g)
- 76 Tony Delk, UK – 1993-94-95-96 (12 g)
- 67 Kenny Boynton, UF – 2010-11-12-13 (10 g)
- 66 Marshall Henderson, UM – 2013-14 (5 g)
- 63 Barry Stewart, MS – 2007-08-09-10 (11 g)

Three-Point Field-Goal Percentage (Min. 5 3PTM) – Game

- 1.000 (7-7) Wenyen Gabriel, UK vs. UA – Semis, 3/10/2018
- 1.000 (5-5) Joe Harvell, UM vs. UT – 2nd Rd, 3/9/1990
- 1.000 (5-5) Craig Brown, UF vs. UA – Semis, 3/12/1994
- 1.000 (5-5) G.G. Smith, UG vs. SC – Semis, 3/8/1997
- 1.000 (5-5) Taurean Green, UF vs. AR – 2nd Rd, 3/10/2006
- 1.000 (5-5) Aric Holman, MS vs. UT – Quarters, 3/15/2019

Three-Point Field-Goal Percentage (Min. 6 3PTM) – Tournament

- 85.7 (6-7) Aric Holmsn, MS – 2019 (2 g)
- 81.8 (9-11) Rick Jones, VU – 2000 (2 g)
- 80.0 (8-10) Collis Temple III, LS – 2000 (2 g)
- 75.0 (6-8) Duane Notice, SC – 2014 (3 g)
- 66.7 (10-15) Michael Frazier, UF – 2014 (3 g)
- 66.7 (6-9) Robert Horry, UA – 1990 (3 g)
- 66.7 (6-9) Joe Johnson, AR – 2001 (2 g)
- 66.7 (6-9) D.A. Layne, UG – 2001 (1 game)
- 66.7 (6-9) Justin Reed, UM – 2003 (2 g)
- 66.7 (6-9) John Jenkins, VU – 2010 (2 g)
- 66.7 (6-9) Jordan Bowden, UT – 2019 (3 g)

Three-Point Field-Goal Percentage (Min. 10 3PTM) – Career

- 62.5 (10-16) David Ross, SC – 1999-00-01 (6 g)
- 62.5 (10-16) Alvin Lee, UA – 1988-89 (4 g)
- 62.2 (23-37) Antonio Hudson, LS – 2002-03-04-05 (9 g)
- 62.1 (18-29) Cameron Mills, UK – 1996-97-98 (7 g)
- 58.8 (20-34) Kenyan Weaks, UF – 1997-98-99-00 (7 g)

Free Throws Made – Game

- 20 BJ McKie, SC vs. UM – Semis, 3/7/1998
- 17 Mike Boynton, SC vs. AR – 1st Rd, 3/11/2004
- 16 Cecil Dowell, UM vs. UT – 2nd Rd, 3/5/1981
- 16 Kenny Walker, UK vs. UA – Champ, 3/8/1986
- 16 Litterial Green, UG vs. MS – 1st Rd, 3/9/1989

Free Throws Made – Tournament

- 42 KT Harrell, AU – 2015 (4 g)
- 29 Allan Houston, UT – 1991 (4 g)
- 29 BJ McKie, SC – 1998 (3 g)
- 25 Barry Stewart, MS – 2009 (4 g)
- 24 Ennis Whatley, UA – 1983 (4 g)
- 24 Kevin Anglin, VU – 1992 (2 g)
- 24 Jabari Brown, MO – 2014 (2 g)

Free Throws Made – Career

- 53 Allan Houston, UT – 1990-91-92-93 (9 g)
- 45 BJ McKie, SC – 1996-97-98-99 (8 g)
- 45 Barry Stewart, MS – 2007-08-09-10 (11 g)
- 44 KT Harrell, AU – 2014-15 (5 g)
- 43 Buck Johnson, UA – 1983-84-85-86 (12 g)

Free Throws Attempted – Game

- 22 BJ McKie, SC vs. UM – Semis, 3/7/1998
- 20 Heshimu Evans, UK vs. UM – 2nd Rd, 3/5/1999
- 20 Chris Silva, SC vs. UM – 1st Rd, 3/7/2018
- 19 Mike Boynton, SC vs. AR – 1st Rd, 3/11/2004
- 18 Cecil Dowell, UM vs. UT – 2nd Rd, 3/5/1981
- 18 Dirk Minniefield, UK vs. UM – Semis, 3/5/1982
- 18 Kenny Walker, UK vs. UA – Champ, 3/8/1986
- 18 Randolph Morris, UK vs. MS – 2nd Rd, 3/9/2007
- 18 Jabari Brown, MO vs. AM – 2nd Rd, 3/13/2014
- 18 KT Harrell, AU vs. LS – Quarters, 3/13/2015
- 18 Jarell Martin, LS vs. AU – Quarters, 3/13/2015

Free Throws Attempted – Tournament

- 51 KT Harrell, AU – 2015 (4 g)
- 34 Allan Houston, UT – 1991 (4 g)
- 33 Ennis Whatley, UA – 1983 (4 g)
- 32 BJ McKie, SC – 1998 (3 g)
- 32 Heshimu Evans, UK – 1999 (3 g)

Free Throws Attempted – Career

- 61 Allan Houston, UT – 1990-91-92-93 (9 g)
- 60 Buck Johnson, UA – 1983-84-85-86 (12 g)
- 58 Johnny O'Bryant III, LS – 2012-13-14 (6 g)
- 57 Barry Stewart, MS – 2007-08-09-10 (11 g)
- 54 Vern Fleming, UG – 1981-82-83-84 (9 g)

Free-Throw Percentage (Min. 10 FTM) – Game

- 1.000 (12-12) Eric Marbury, UG vs. UA – 2nd Rd, 3/5/1981
- 1.000 (12-12) Kevin Anglin, VU vs. Mississippi St. – 1st Rd, 3/12/1992
- 1.000 (11-11) Terry Coner, UA vs. LS – Champ, 3/8/1987
- 1.000 (11-11) Levi Randolph, UA vs. UF – 2nd Rd, 3/12/2015
- 1.000 (10-10) Ricky Blanton, LS vs. VU – 2nd Rd, 3/11/1988
- 1.000 (10-10) Allan Houston, UT vs. Mississippi St. – 2nd Rd, 3/8/1991
- 1.000 (10-10) Timmy Bowers, Mississippi St. vs. UM – 2nd Rd, 3/14/2003
- 1.000 (10-10) Kenny Boynton, UF vs. UT – 2nd Rd, 3/11/2011

Free-Throw Percentage (Min. 15 FTM) – Tournament

- 1.000 (21-21) Terry Coner, UA – 1987 (3 g)
- 1.000 (17-17) Anthony Epps, UK – 1997 (3 g)
- 1.000 (15-15) J.J. Frazier, UG – 2017 (2 g)
- 96.0 (24-25) Kevin Anglin, VU – 1992 (2 g)
- 94.1 (16-17) Eric Reid, VU – 1989 (2 g)

Free-Throw Percentage (Min. 20 FTM) – Career

- 1.00 (27-27) Anthony Epps, UK – 1994-95-96-97 (12 g)
- 1.00 (21-21) C.J. Black, UT – 1997-98-99-00 (5 g)
- 1.00 (20-20) Dusty Hannahs, AR – 2016-17 (4 g)
- 95.2 (20-21) Gimel Martinez, UK – 1992-93-94 (9 g)
- 95.2 (20-21) Phil Cox, VU – 1982-83-84-85 (6 g)

Rebounds – Game

- 21 Steve Hamer, UT vs. UA – 1st Rd, 3/7/1996
- 20 John Williams, LS vs. UF – 2nd Rd, 3/6/1986
- 20 Antonio McDyess, UA vs. AR – Semis, 3/11/1995
- 18 Chris Mills, UK vs. VU – 2nd Rd, 3/10/1989
- 18 Jeremy Hays, UA vs. VU – 1st Rd, 3/5/1998
- 18 Charles Thomas, AR vs. MS – Semis, 3/10/2007
- 18 Michael Washington, AR vs. UF – 1st Rd, 3/12/2009

Rebounds – Tournament

- 45 Antonio McDyess, UA – 1995 (3 g)
- 44 Oliver Brown, LS – 1987 (4 g)
- 43 Bobby Lee Hurt, UA – 1983 (4 g)
- 42 Derek Hood, AR – 1999 (3 g)
- 37 Dwayne Schintzius, UF – 1989 (3 g)
- 37 Charles Thomas, AR – 2007 (4 g)

Rebounds – Career

- 112 Buck Johnson, UA – 1983-84-85-86 (12 g)
- 100 Bobby Lee Hurt, UA – 1982-83-84-85 (12 g)
- 84 Robert Horry, UA – 1989-90-91-92 (11 g)
- 79 Jared Prickett, UK – 1993-94-95-97 (12 g)
- 79 Jarvis Varnado, MS – 2007-08-09-10 (11 g)

Offensive Rebounds – Game

- 11 Corliss Williamson, AR vs. UK – Semis, 3/12/1994
- 10 Randolph Morris, UK vs. MS – 2nd Rd, 3/9/2007
- 10 Lakeem Jackson, SC vs. UA – 1st Rd, 3/11/2010
- 10 Jeronne Maymon, UT vs. UM – 2nd Rd, 3/9/2012
- 9 Charles Claxton, UG vs. AR – 2nd Rd, 3/13/1992
- 9 Antonio McDyess, UA vs. AR – Semis, 3/11/1995
- 9 Glen Davis, LS vs. UT – 1st Rd, 3/8/2007

Offensive Rebounds – Tournament

- 20 Derek Hood, AR – 1999 (3 g)
- 15 Corliss Williamson, AR – 1995 (3 g)
- 14 Patrick Eddie, UM – 1990 (3 g)
- 14 Corliss Williamson, AR – 1994 (2 g)
- 14 Derrick Allen, UM – 2003 (2 g)
- 14 Renaldo Balkman, SC – 2006 (4 g)
- 14 Sebastian Saiz, UM – 2017 (2 g)
- 14 Chuma Okeke, AU – 2019 (4 g)

Offensive Rebounds – Career

- 37 Charles Claxton, UG – 1992-93-94-95 (7 g)
- 36 Corliss Williamson, AR – 1993-94-95 (7 g)
- 31 Derek Hood, AR – 1996-97-98-99 (7 g)
- 29 Charles Thomas, AR – 2005-06-07-08 (10 g)
- 29 Jason Smith, UM – 1996-97-98-99 (7 g)

SEC TOURNAMENT INDIVIDUAL RECORDS

Assists – Game

- 12 Sean Tuohy, UM vs. UK – Semis, 2/29/1980
- 12 Ennis Whatley, UA vs. UG – 2nd Rd, 3/4/1982
- 12 Ashton Hagans, UK vs. UT – Semis, 3/16/2019
- 11 Robert Scott, UA vs. UK – 2nd Rd, 3/1/1979
- 11 Gerald White, AU vs. UM – 1st Rd, 3/6/1985
- 11 Terry Coner, UA vs. MS – Semis, 3/7/1986
- 11 Derrick Zimmerman, MS vs. LS – Semis, 3/15/2003
- 11 Devan Downey, SC vs. LS – 1st Rd, 3/13/2008
- 11 Gerald Robinson, UG vs. UA – 2nd Rd, 3/11/2011
- 11 Dee Bost, MS vs. VU – 2nd Rd, 3/11/2011

Assists – Tournament

- 31 Terry Coner, UA – 1986 (3 g)
- 26 Ennis Whatley, UA – 1983 (4 g)
- 25 Gerald White, AU – 1985 (4 g)
- 24 Tracy Taylor, MS – 1986 (3 g)
- 24 Marcus Bullard, MS – 1996 (3 g)

Assists – Career

- 60 Terry Coner, UA – 1984-85-86-87 (11 g)
- 56 Gerald White, AU – 1984-85-86-87 (10 g)
- 56 Sean Tuohy, UM – 1979-80-81-82 (8 g)
- 47 Wayne Turner, UK – 1996-97-98-99 (12 g)
- 47 Ennis Whatley, UA – 1982-83 (7 g)

Blocked Shots – Game

- 9 Andre Riddick, UK vs. LS – Champ, 3/14/1993
- 8 Kalpatrick Wells, MS vs. VU – 2nd Rd, 3/11/1983
- 7 Dwayne Schintzius, UF vs. UG – 2nd Rd, 3/10/1989
- 7 Shaquille O'Neal, LS vs. AU – 2nd Rd, 3/9/1990
- 7 Andre Riddick, UK vs. AR – Semis, 3/12/1994
- 7 Jarvis Varnado, MS vs. LS – Semis, 3/14/2009
- 7 Sam Muldrow, SC vs. UM – 1st Rd, 3/10/2011
- 7 Asaahn Dixon-Tatum, AU vs. SC – 1st Rd, 3/12/2014
- 7 Robert Williams, AM vs. UA – 2nd Rd (3/8/2018)

Blocked Shots – Tournament

- 22 Jarvis Varnado, MS – 2009 (4 g)
- 18 Dwayne Schintzius, UF – 1989 (3 g)
- 15 Jarvis Varnado, MS – 2010 (3 g)
- 13 Willie Cauley-Stein, UK – 2014 (3 g)
- 12 Kalpatrick Wells, MS – 1983 (2 g)
- 12 Andre Riddick, UK – 1993 (3 g)
- 12 Antonio McDyess, UA – 1995 (3 g)
- 11 Robert Horry, UA – 1990 (3 g)
- 11 Robert Horry, UA – 1992 (3 g)
- 11 Andre Riddick, UK – 1994 (3 g)
- 11 Anthony Davis, UK – 2012 (3 g)

Blocked Shots – Career

- 43 Jarvis Varnado, MS – 2007-08-09-10 (11 g)
- 34 Robert Horry, UA – 1989-90-91-92 (11 g)
- 28 Andre Riddick, UK – 1993-94-95 (9 g)
- 23 Dwayne Schintzius, UF – 1987-88-89 (6 g)
- 21 Willie Cauley-Stein, UK – 2013-14-15 (7 g)

Steals – Game

- 7 Terry Coner, UA vs. AU – Semis, 3/7/1987
- 7 Clarence Swearingen, UT vs. UF – 2nd Rd, 3/11/1988
- 7 Reggie Tinch, UG vs. UM – 1st Rd, 3/12/1992
- 7 Jared Prickett, UK vs. UT – 2nd Rd, 3/12/1993
- 7 T.J. Cleveland, AR vs. LS – Semis, 3/11/2000
- 7 Chris Daniels, UG vs. LS – 2nd Rd, 3/8/2002

Steals – Tournament

- 13 Oliver Brown, LS – 1987 (4 g)
- 12 Willie Anderson, UG – 1988 (4 g)
- 12 Patrick Hamilton, UG – 1988 (4 g)
- 11 Ennis Whatley, UA – 1983 (4 g)
- 11 Darryl Joe, LS – 1987 (4 g)
- 11 T.J. Cleveland, AR – 2000 (4 g)

Steals – Career

- 23 Jared Prickett, UK – 1993-94-95-97 (12 g)
- 22 T.J. Cleveland, AR – 1999-00-01-02 (10 g)
- 20 Cliff Hawkins, UK – 2001-02-03-04 (10 g)
- 19 Clarence Ceasar, LS – 1992-93-94-95 (7 g)
- 19 Scottie Wilbekin, UF – 2011-12-13-14 (11 g)

Minutes – Game

- 58 Bubba Price, AU vs. UG – 2nd Rd, 3/1/1979
- 56 Rich Valavicius, AU vs. UG – 2nd Rd, 3/1/1979
- 54 Eric Stringer, AU vs. UG – 2nd Rd, 3/1/1979
- 54 Jimmy Daughtry, UG vs. AU – 2nd Rd, 3/1/1979
- 54 Lavon Mercer, UG vs. AU – 2nd Rd, 3/1/1979

Minutes – Tournament

- 163 Oliver Brown, LS – 1987 (4 g)
- 162 Nikita Wilson, LS – 1987 (4 g)
- 160 Anthony Wilson, LS – 1987 (4 g)
- 159 Kyle Macy, UK – 1979 (4 g)
- 159 Frank Ford, AU – 1985 (4 g)

Minutes – Career

- 442 Bobby Lee Hurt, UA – 1982-83-84-85 (12 g)
- 432 Buck Johnson, UA – 1983-84-85-86 (12 g)
- 381 Terry Coner, UA – 1984-85-86-87 (11 g)
- 358 Frank Ford, AU – 1984-85-86-87 (10 g)
- 352 Barry Stewart, MS – 2007-08-09-10 (11 g)

Games Played – Career

- 12 Bobby Lee Hurt, UA – 1982-83-84-85
- 12 Buck Johnson, UA – 1983-84-85-86
- 12 Tony Delk, UK – 1993-94-95-96
- 12 Anthony Epps, UK – 1994-95-96-97
- 12 Jared Prickett, UK – 1993-94-95-97
- 12 Wayne Turner, UK – 1996-97-98-99
- 12 Lee Humphrey, UF – 2004-05-06-07
- 12 Chris Richard, UF – 2004-05-06-07



SEC TOURNAMENT TEAM RECORDS

Points

- 102 AR vs. UT – 2nd Rd, 3/6/1998
- 101 UK vs. UA – 2nd Rd, 3/1/1979
- 101 UK vs. UT – 2nd Rd, 3/12/1993
- 100 UA vs. UK – 2nd Rd, 3/1/1979
- 100 UK vs. UF – 2nd Rd, 3/8/1996

Fewest Points

- 31 MS vs. UA – 2nd Rd, 3/7/1985
- 36 MS vs. AU – 1st Rd, 3/3/1982
- 38 AU vs. MS – 1st Rd, 3/3/1982
- 38 LS vs. AM – Semis, 3/12/2016
- 40 UT vs. UK – 2nd Rd, 3/12/1993

Pre-1979 Record:

- 11 UG vs. UT – 1st Rd, 2/26/1937

Winning Margin

- 61 (101-40) UK vs. UT – 2nd Rd, 3/12/1993
- 42 (92-50) UK vs. AU – 2nd Rd, 3/7/1997
- 38 (97-59) UT vs. AU – 1st Rd, 3/9/2016
- 35 (84-49) UA vs. UT – 1st Rd, 3/11/2004
- 33 (84-51) UF vs. SC – 2nd Rd, 3/11/1994
- 33 (71-38) AM vs. LS – Semis, 3/12/2016

Smallest Winning Margin

- 1 (101-100) UK vs. UA – 2nd Rd, 3/1/1979
- 1 (72-71) UF vs. VU – 1st Rd, 2/27/1980
- 1 (76-75) UA vs. MS – 2nd Rd, 2/28/1980
- 1 (47-46) VU vs. UF – 1st Rd, 3/3/1982
- 1 (62-61) UA vs. AU – 1st Rd, 3/10/1983
- 1 (51-50) UA vs. MS – Semis, 3/12/1983
- 1 (59-58) AU vs. VU – 2nd Rd, 3/8/1984
- 1 (43-42) AU vs. UF – Semis, 3/8/1985
- 1 (89-88 2ot) LS vs. UG – Semis, 3/7/1987
- 1 (62-61) UF vs. UG – 2nd Rd, 3/10/1989
- 1 (87-86) UM vs. UT – 2nd Rd, 3/9/1990
- 1 (90-89) UA vs. AR – Semis, 3/14/1992
- 1 (73-72) AR vs. VU – 2nd Rd, 3/10/1995
- 1 (75-74) AR vs. UF – 2nd Rd, 3/5/1999
- 1 (63-62) LS vs. UG – 1st Rd, 3/8/2001
- 1 (53-52) UM vs. SC – 1st Rd, 3/10/2005
- 1 (79-78 ot) UK vs. LS – Semis, 3/12/2005
- 1 (72-71) AR vs. VU – 2nd Rd, 3/9/2007
- 1 (92-91) AR vs. UT – Semis, 3/15/2008
- 1 (75-74 ot) UK vs. MS – Champ, 3/14/2010
- 1 (61-60) UF vs. UK – Champ, 3/16/2014
- 1 (65-64) UG vs. SC – Quarters, 3/11/2016
- 1 (73-73) AR vs. UM – Quarters, 3/10/2017
- 1 (85-84) SC vs. UM – 1st Rd, 3/7/2018
- 1 (71-70) UA vs. AM – 2nd Rd, 3/8/2018

Points by Losing Team

- 100 UA vs. UK (101) – 2nd Rd, 3/1/1979
- 96 UT vs. AR (102) – 2nd Rd, 3/6/1998
- 95 UM vs. UG (97) – 1st Rd, 3/13/2008
- 93 AR vs. UK (95) – Champ, 3/12/1995
- 91 UG vs. AU (95) – 2nd Rd, 3/1/1979
- 91 UT vs. AR (92) – Semis, 3/15/2008

Field Goals

- 43 UK vs. UA – 2nd Rd, 3/1/1979
 - 41 UG vs. AU – 2nd Rd, 3/1/1979
 - 41 UA vs. UK – 2nd Rd, 3/1/1979
 - 39 LS vs. UF – 2nd Rd, 2/28/1980
 - 39 UK vs. UM – 2nd Rd, 3/6/1986
 - 39 UK vs. UT – 2nd Rd, 3/12/1993
- Pre-1979 Record:
- 44 UK vs. VU – 1st Rd, 2/27/1947

Fewest Field Goals

- 13 MS vs. UA – 2nd Rd, 3/7/1985
- 13 MS vs. UA – 2nd Rd, 3/9/1990
- 13 LS vs. AM – Semis, 3/12/2016
- 14 MS vs. AU – 1st Rd, 3/3/1982
- 14 AU vs. MS – 1st Rd, 3/3/1982
- 14 AM vs. MO – 2nd Rd, 3/14/2013

Pre-1979 Record:

- 3 UG vs. UT – 1st Rd, 2/26/1937

Field Goals Attempted

- 82 UK vs. AR – Semis, 3/9/1996
- 81 UG vs. AU – 2nd Rd, 3/1/1979
- 81 UK vs. AU – 2nd Rd, 3/10/1995
- 80 LS vs. UT – 2nd Rd, 3/10/1989
- 80 UM vs. UT – 1st Rd, 3/7/1991
- 80 LS vs. UG – 1st Rd, 3/10/1994

Pre-1979 Record:

- 115 VU vs. UF – 2nd Rd, 2/29/1952

Fewest Field Goals Attempted

- 30 UA vs. MS – 2nd Rd, 3/7/1985
- 31 AU vs. MS – 1st Rd, 3/3/1982
- 32 VU vs. UK – 2nd Rd, 3/5/1981
- 32 MS vs. AU – 1st Rd, 3/3/1982
- 34 UF vs. AU – 1st Rd, 3/4/1981

Field-Goal Percentage

- .683 (43-63) UK vs. UA – 2nd Rd, 3/1/1979
- .676 (25-37) VU vs. MS – 1st Rd, 3/4/1981
- .673 (33-49) VU vs. AU – 1st Rd, 3/13/2008
- .667 (30-45) UG vs. MS – 1st Rd, 2/28/1979
- .667 (32-48) UG vs. UT – Semis, 3/12/1983

Lowest Field-Goal Percentage

- .206 (13-63) LS vs. AM – Semis, 3/12/2016
- .231 (15-65) UT vs. UK – 2nd Rd, 3/12/1993
- .241 (14-58) AM vs. MO – 2nd Rd, 3/14/2013
- .271 (16-59) SC vs. UT – Quarters, 3/14/2014
- .281 (18-64) UT vs. UM – 2nd Rd, 3/9/2012

Three-Point Field Goals

- 17 UF vs. LS – 1st Rd, 3/4/1999
- 16 UK vs. AR – Semis, 3/12/1994
- 16 MO vs. AU – 1st Rd, 3/8/2017
- 15 MO vs. AU – 2nd Rd, 3/14/2019
- 15 AU vs. UT – Champ, 3/17/2019

Fewest Three-Point Field Goals

- 1 VU vs. UT – 1st Rd, 3/5/1987
- 1 UM vs. UG – 2nd Rd, 3/6/1987
- 1 UG vs. UM – 2nd Rd, 3/6/1987
- 1 UG vs. MS – 1st Rd, 3/10/1988
- 1 AU vs. UG – 2nd Rd, 3/11/1988
- 1 UG vs. MS – 1st Rd, 3/9/1989
- 1 UA vs. UM – 2nd Rd, 3/10/1989
- 1 UG vs. UF – 2nd Rd, 3/10/1989
- 1 UF vs. UA – Champ, 3/12/1989
- 1 VU vs. UF – 1st Rd, 3/8/1990
- 1 VU vs. UK – 2nd Rd, 3/13/1992
- 1 UG vs. AR – 2nd Rd, 3/12/1993
- 1 UK vs. SC – 2nd Rd, 3/8/2002
- 1 AR vs. UT – 1st Rd, 3/10/2005
- 1 UK vs. UM – 1st Rd, 3/12/2009
- 1 UA vs. VU – 1st Rd, 3/12/2009
- 1 AR vs. UG – 1st Rd, 3/11/2010
- 1 UK vs. UA – 2nd Rd, 3/12/2010
- 1 UA vs. SC – 1st Rd, 3/8/2012
- 1 UK vs. LS – 2nd Rd, 3/9/2012
- 1 MO vs. UF – Quarters, 3/14/2014
- 1 MS vs. AU – 1st Rd, 3/11/2015
- 1 LS vs. MS – 1st Rd, 3/8/2017

Three-Point Field Goals Attempted

- 44 UK vs. LS – Champ, 3/14/1993
- 40 AU vs. UT – Champ, 3/17/2019
- 37 VU vs. UF – Semis, 3/13/2004
- 36 UK vs. AR – Semis, 3/12/1994
- 36 UF vs. LS – 1st Rd, 3/4/1999
- 36 UF vs. UA – 2nd Rd, 3/12/2004
- 36 VU vs. AU – 1st Rd, 3/10/2005

Fewest Three-Point Field Goals Attempted

- 3 MS vs. LS – 1st Rd, 3/5/1987
- 3 UG vs. UM – 2nd Rd, 3/6/1987
- 3 UG vs. MS – 1st Rd, 3/10/1988
- 4 UT vs. UA – 2nd Rd, 3/6/1987
- 4 UK vs. UM – 2nd Rd, 3/11/1988
- 4 UG vs. MS – 1st Rd, 3/9/1989
- 4 UM vs. UT – 2nd Rd, 3/9/2012

Three-Point Field-Goal Percentage (Min. 7 3FGM)

- .733 (11-15) SC vs. AU – 1st Rd, 3/12/2014
- .727 (8-11) UM vs. UT – 2nd Rd, 3/9/1990
- .700 (7-10) UA vs. VU – Semis, 3/11/1989
- .692 (9-13) UA vs. AU – Semis, 3/7/1987
- .692 (9-13) AU vs. LS – 2nd Rd, 3/8/1991

Lowest Three-Point Field Goal Percentage (Min. Five 3FGA)

- .053 (1-19) UK vs. SC – 2nd Rd, 3/8/2002
- .077 (1-13) AU vs. UG – 2nd Rd, 3/11/1988
- .077 (1-13) UG vs. AR – 2nd Rd, 3/12/1993
- .077 (1-13) AR vs. UT – 1st Rd, 3/10/2005
- .077 (1-13) UK vs. UA – 2nd Rd, 3/12/2010
- .077 (1-13) MO vs. UF – Quarters, 3/14/2014

SEC TOURNAMENT TEAM RECORDS



Free Throws Made

40 MO vs. AM – 2nd Rd, 3/13/2014
 39 SC vs. UM – Semis, 3/7/1998
 39 SC vs. AR – 1st Rd, 3/11/2004
 32 VU vs. UG – 2nd Rd, 3/9/1990
 32 AU vs. UF – 2nd Rd, 3/10/2000
 32 AR vs. UT – Quarters, 3/13/2015

Fewest Free Throws Made

1 UK vs. AU – Champ, 3/10/1984
 1 UG vs. MS – 1st Rd, 3/12/2009
 2 LS vs. UG – Semis, 3/6/1981
 2 MS vs. UG – 1st Rd, 3/10/1988
 2 UF vs. UK – Semis, 3/10/2012
 2 UA vs. UM – 2nd Rd, 3/14/2019
 2 UG vs. AU – Semis, 3/16/2019

Free Throws Attempted

53 MO vs. AM – 2nd Rd, 3/13/2014
 51 MS vs. UT – 1st Rd, 3/10/1994
 50 UG vs. LS – 1st Rd, 3/10/1994
 50 SC vs. AR – 1st Rd, 3/11/2004
 47 SC vs. UM – Semis, 3/7/1998

Fewest Free Throws Attempted

1 UK vs. VU – 2nd Rd, 3/13/1992
 2 UF vs. UK – Semis, 3/10/2012
 3 UK vs. AU – Champ, 3/10/1984
 4 UM vs. UA – Champ, 3/11/1990
 4 UF vs. SC – Champ, 3/12/2006
 4 UG vs. MS – 1st Rd, 3/12/2009
 4 UA vs. UM – 2nd Rd, 3/14/2019

Free-Throw Percentage (Min. 15 FTM)

.967 (29-30) UG vs. MS – 1st Rd, 3/5/1998
 .944 (17-18) UF vs. UA – 2nd Rd, 3/12/2004
 .931 (27-29) AU vs. UA – 2nd Rd, 3/5/1999
 .909 (20-22) VU vs. MS – 2nd Rd, 3/11/2011
 .909 (20-22) VU vs. AR – Semis, 3/11/2017

Lowest Free-Throw Percentage

.250 (1-4) UG vs. MS – 1st Rd, 3/12/2009
 .286 (2-7) LS vs. UG – Semis, 3/6/1981
 .316 (6-19) MS vs. UG – 1st Rd, 3/11/1993
 .333 (1-3) UK vs. AU – Champ, 3/10/1984
 .333 (3-9) LS vs. UA – 2nd Rd, 3/13/2014

Rebounds

56 UK vs. AU – 2nd Rd, 3/7/1997
 55 UG vs. MS – 1st Rd, 3/11/1993
 55 UA vs. AR – Semis, 3/11/1995
 53 UK vs. UA – 2nd Rd, 3/6/1998
 53 MS vs. AR – Semis, 3/6/1999

Fewest Rebounds

16 UT vs. VU – 2nd Rd, 3/4/1982
 17 MS vs. AU – 1st Rd, 3/3/1982
 18 UK vs. UA – Champ, 3/6/1982
 18 MS vs. UA – Semis, 3/7/1986
 19 AU vs. UF – 1st Rd, 3/4/1981
 19 AU vs. VU – 2nd Rd, 3/8/1984

Rebound Margin

24 (55-31) UG vs. MS – 1st Rd, 3/11/1993
 22 (52-30) UK vs. AR – Semis, 3/7/1998
 21 (45-24) UK vs. UM – 2nd Rd, 3/6/1986
 21 (53-32) UK vs. UA – 2nd Rd, 3/6/1998
 21 (41-20) AU vs. AR – Champ, 3/12/2000
 21 (45-24) AR vs. VU – 2nd Rd, 3/14/2008

Offensive Rebounds

26 UA vs. AR – Semis, 3/11/1995
 26 UK vs. AR – Semis, 3/9/1996
 26 UK vs. UA – 2nd Rd, 3/6/1998
 25 UF vs. UM – 1st Rd, 3/11/1993
 25 AR vs. UK – Semis, 3/12/1994

Assists

30 UK vs. UT – 2nd Rd, 3/12/1993
 27 VU vs. AU – 1st Rd, 3/13/2008
 27 UT vs. SC – 2nd Rd, 3/14/2008
 26 UK vs. LS – Champ, 3/14/1993
 24 UK vs. AR – Semis, 3/12/1994
 24 UK vs. AR – Semis, 3/7/1998

Blocked Shots

13 LS vs. AU – 2nd Rd, 3/9/1990
 12 UK vs. AR – Semis, 3/12/1994
 12 UA vs. UM – 2nd Rd, 3/10/2016
 11 MS vs. VU – 2nd Rd, 3/11/1983
 11 UK vs. UF – Semis, 3/11/1995
 11 UK vs. LS – Quarters, 3/14/2014

Steals

19 UK vs. UT – 2nd Rd, 3/12/1993
 16 UA vs. AU – 1st Rd, 3/10/1983
 16 UG vs. UM – 1st Rd, 3/12/1992
 16 VU vs. LS – 1st Rd, 3/9/1995
 15 UK vs. UA – Champ, 3/15/1992
 15 UG vs. MS – Semis, 3/9/1996

Personal Fouls

38 UM vs. UK – Semis, 3/5/1982
 35 UM vs. UK – 2nd Rd, 3/5/1999
 35 AR vs. SC – 1st Rd, 3/11/2004
 33 UT vs. UM – 2nd Rd, 3/5/1981
 33 UM vs. SC – Semis, 3/7/1998
 33 AM vs. MO – 2nd Rd, 3/13/2014

Fewest Personal Fouls

8 UA vs. UK – Semis, 3/9/1984
 8 VU vs. UK – 2nd Rd, 3/10/1984
 8 UK vs. UF – Semis, 3/10/2012
 9 UG vs. MS – 1st Rd, 2/28/1979
 9 UF vs. AU – 1st Rd, 3/4/1981
 9 UA vs. UM – Champ, 3/11/1990
 9 LS vs. SC – 2nd Rd, 3/12/2004
 9 LS vs. AU – 2nd Rd, 3/11/2005
 9 SC vs. UF – Champ, 3/12/2006
 9 MS vs. UG – 1st Rd, 3/12/2009
 9 UM vs. SC – 1st Rd, 3/10/2011

Players Disqualified

5 UM vs. UK – Semis, 3/5/1982
 4 AR vs. LS – 1st Rd, 3/13/2003
 4 AR vs. SC – 1st Rd, 3/11/2004
 4 AM vs. MO – 2nd Rd, 3/13/2014
 3 UM vs. UK – 1st Rd, 2/28/1979
 3 UG vs. AU – 2nd Rd, 3/1/1979
 3 UT vs. UM – 2nd Rd, 2/28/1980
 3 UK vs. UM – Semis, 2/29/1980
 3 MS vs. VU – 1st Rd, 3/4/1981
 3 UF vs. LS – 2nd Rd, 3/5/1981
 3 UT vs. UM – 2nd Rd, 3/5/1981
 3 UF vs. UT – 2nd Rd, 3/8/1984
 3 UA vs. UK – Champ, 3/8/1986
 3 LS vs. UG – Semis, 3/7/1987
 3 MS vs. UT – 2nd Rd, 3/8/1991
 3 LS vs. UF – 1st Rd, 3/4/1999
 3 MS vs. UK – 2nd Rd, 3/9/2007
 3 MO vs. UM – 2nd Rd, 3/9/2017



ALL-SEC TOURNAMENT TEAMS

1979

- G Kyle Macy, UK*
- G Truman Claytor, UK
- F Terry Crosby, UT
- F Reginald King, UA
- F John Stroud, UM

1980

- F DeWayne Scales, LS*
- C Sam Bowie, UK
- F Durand Macklin, LS
- G Kyle Macy, UK
- F John Stroud, UM

1981

- F Dominique Wilkins, UG*
- F Howard Carter, LS
- G Al Miller, VU
- G Sean Tuohy, UM
- F Elston Turner, UM

1982

- G Dirk Minniefield, UK*
- F Carlos Clark, UM
- F Dale Ellis, UT
- F Eddie Phillips, UA
- G Ennis Whatley, UA

1983

- G Vern Fleming, UG*
- F Dale Ellis, UT
- C Bobby Lee Hurt, UA
- G Jeff Malone, MS
- G Ennis Whatley, UA

1984

- C Charles Barkley, AU*
- C Bobby Lee Hurt, UA
- F Chuck Person, AU
- C Melvin Turpin, UK
- G Tony White, UT

1985

- F Chuck Person, AU*
- G Terry Coner, UA
- C Bobby Lee Hurt, UA
- F Buck Johnson, UA
- G Andrew Moten, UF

1986

- F John Williams, LS*
- G Roger Harden, UK
- F Buck Johnson, UA
- C Derrick McKey, UA
- F Chauncey Robinson, MS

1987

- C Derrick McKey, UA*
- G Terry Coner, UA
- G Tony White, UT
- G Anthony Wilson, LS
- C Nikita Wilson, LS

1988

- G Rex Chapman, UK*
- F Winston Bennett, UK
- F Ricky Blanton, LS
- G Patrick Hamilton, UG
- G Vernon Maxwell, UF

1989

- F Livingston Chatman, UF*
- F Michael Ansley, UA
- F Keith Askins, UA
- G Barry Booker, VU
- C Dwayne Schintzius, UF

1990

- F Melvin Cheatum, UA*
- C David Benoit, UA
- F Gerald Glass, UM
- F Joe Harvell, UM
- F Robert Horry, UA

1991

- G Allan Houston, UT*
- F Melvin Cheatum, UA
- F Carlus Groves, UT
- G James Robinson, UA
- F Latrell Sprewell, UA

1992

- F Jamal Mashburn, UK*
- G Todd Day, AR
- F Robert Horry, UA
- F John Pelphrey, UK
- G James Robinson, UA

1993

- G Travis Ford, UK*
- G Jamie Brandon, LS
- C Geert Hammink, LS
- F Jamal Mashburn, UK
- C Andre Riddick, UK
- G Kevin Watkins, UM

1994

- F Corliss Williamson, AR
- G Craig Brown, UF
- G Travis Ford, UK*
- G Jeff Brassow, UK
- G Tony Delk, UK

1995

- F Antoine Walker, UK*
- F Antonio McDyess, UA
- F Corliss Williamson, AR
- F Scotty Thurman, AR
- C Mark Pope, UK

1996

- F Dontae' Jones, MS*
- F Walter McCarty, UK
- F Antoine Walker, UK
- G Darryl Wilson, MS
- C Steve Hamer, UT

1997

- F Ron Mercer, UK*
- G Ray Harrison, UG
- G Anthony Epps, UK
- F Jared Prickett, UK
- F Ansu Sesay, UM

1998

- G Wayne Turner, UK*
- G Heshimu Evans, UK
- C Nazr Mohammed, UK
- F Scott Padgett, UK
- G BJ McKie, SC

1999

- F Scott Padgett, UK*
- F Derek Hood, AR
- G Kareem Reid, AR
- G Wayne Turner, UK
- G Detrick White, MS

2000

- G Brandon Dean, AR*
- G/F Joe Johnson, AR
- F Mack McGadney, AU
- C Mamadou N'diaye, AU
- G Doc Robinson, AU

2001

- F Tayshaun Prince, UK*
- G/F Joe Johnson, AR
- G Keith Bogans, UK
- C Rahim Lockhart, UM
- F Justin Reed, UM

2002

- C Mario Austin, MS*
- G Rod Grizzard, UA
- G Antonio Hudson, LS
- G Derrick Zimmerman, MS
- C Tony Kitchings, SC

2003

- G Keith Bogans, UK*
- C Marquis Estill, UK
- F Ronald Dupree, LS
- G Timmy Bowers, MS
- G Derrick Zimmerman, MS

2004

- G Gerald Fitch, UK*
- F Chuck Hayes, UK
- G/F Kelenna Azubuike, UK
- G Anthony Roberson, UF
- G Michael Boynton, SC

2005

- F Matt Walsh, UF*
- F David Lee, UF
- G Kelenna Azubuike, UK
- F Brandon Bass, LS
- G Antonio Hudson, LS

2006

- G Taurean Green, UF*
- F Corey Brewer, UF
- F Glen Davis, LS
- F Renaldo Balkman, SC
- G Tre' Kelley, SC

2007

- F Al Horford, UF*
- F Corey Brewer, UF
- G Taurean Green, UF
- F Joakim Noah, UF
- F Sonny Weems, AR

2008

- F Charles Thomas, AR
- F Darian Townes, AR
- F Terrance Woodbury, UG
- G Mykal Riley, UA
- G Sundiata Gaines, UG*

2009

- F Jarvis Varnado, MS*
- G Barry Stewart, MS
- F Wayne Chism, UT
- F Tyler Smith, UT
- F Korvotney Barber, AU

2010

- F DeMarcus Cousins, UK
- C Jarvis Varnado, MS
- G John Wall, UK*
- G Eric Bledsoe, UK
- G Barry Stewart, MS

2011

- F Josh Harrellson, UK
- F Chandler Parsons, UF
- G Darius Miller, UK*
- G Brandon Knight, UK
- G Kenny Boynton, UF

2012

- F Erik Murphy, UF
- G Bradley Beal, UF
- F Terrence Jones, UK
- F Anthony Davis, UK
- G/F Lance Goulbourne, VU
- G John Jenkins, VU*

2013

- G Kenny Boynton, UF
- F Erik Murphy, UF
- F Reginald Buckner, UM
- G Marshall Henderson, UM*
- F Murphy Holloway, UM

2014

- G Michael Frazier, UF
- G Scottie Wilbekin, UF*
- C Patric Young, UF
- G Aaron Harrison, UK
- G Julius Randle, UK
- F Jarnell Stokes, UT

2015

- G Michael Qualls, AR
- G KT Harrell, AU
- F Willie Cauley-Stein, UK*
- G Aaron Harrison, UK
- G Andrew Harrison, UK

2016

- G Tyler Ulis, UK*
- G Jamal Murray, UK
- G J.J. Frazier, UG
- F Jalen Jones, AM
- F Danuel House, AM

2017

- G Daryl Macon, AR
- F Bam Adebayo, UK
- G De'Aaron Fox, UK*
- G Dominique Hawkins, UK
- G Riley LaChance, VU

2018

- G Collin Sexton, UA
- F Wenyen Gabriel, UK
- G Shai Gilgeous-Alexander, UK*
- F Kevin Knox, UK
- F Admiral Schofield, UT

2019

- G Bryce Brown, AU*
- G Jared Harper, AU
- F Chuma Okeke, AU
- G Admiral Schofield, UT
- F Grant Williams, UT

2020

No team named

*Most Valuable Player

- 1999**
 Reggie King, UA
 Sidney Moncrief, AR
 John Mengelt, AU
 Tony Miller, UF
 Vern Fleming, UG
 Frank Ramsey, UK
 Bob Pettit, LS
 John Stroud, UM
 Bailey Howell, SC
 Alex English, SC
 Reggie Johnson, UT
 Clyde Lee, VU
- 2000**
 Wendall Hudson, UA
 Tommy Boyer, AR
 Gary Redding, AU
 Neal Walk, UF
 Alec Kessler, UG
 Cliff Hagan, UK
 Rudy Macklin, LS
 Don Kessinger, UM
 Jim Ashmore, SC
 Kevin Joyce, SC
 A.W. Davis, UT
 Billy Joe Adcock, VU
- 2001**
 T.R. Dunn, UA
 Joe Kleine, AR
 Coach Sonny Smith, AU
 Andy Owens, UF
 Zippy Morocco, UG
 Wallace Jones, UK
 Joe Dean, LS
 Denver Brackeen, UM
 W.D. Stroud, SC
 John Roche, SC
 Ernie Grunfeld, UT
 Charles Davis, VU
- 2002**
 Leon Douglas, UA
 Ron Brewer, AR
 Bobby Cattage, AU
 Chip Williams, UF
 Dominique Wilkins, UG
 Cotton Nash, UK
 Ricky Blanton, LS
 Joe Gibbon, UM
 Jeff Malone, SC
 Skip Harlicka, SC
 Tony White, UT
 Roy Skinner, VU
- 2003**
 Buck Johnson, UA
 Lee Mayberry, AR
 Bill Alexander, AU
 Gary Keller, UF
 James Banks, UG
 Jack Givens, UK
 Pete Maravich, LS
 Carlos Clark, UM
 Joe Dan Gold, SC
 Mike Dunleavy, SC
 Tom Boerwinkle, UT
 Will Perdue, VU
- 2004**
 Derrick McKey, UA
 Todd Day, AR
 Charles Barkley, AU
 Gene Shy, UF
 Lavon Mercer, UG
 Dan Issel, UK
 Coach Dale Brown, LS
 Gerald Glass, UM
 Greg Carter, SC
 Brian Winters, SC
 Dale Ellis, UT
 Perry Wallace, VU
- 2005**
 Gary Waites, UA
 Scott Hastings, AR
 Rex Frederick, AU
 Stacey Poole, UF
 Ronnie Hogue, UG
 Sam Bowie, UK
 Bobby Lowther, LS
 Coolidge Ball, UM
 Jack Bouldin, SC
 Art Whisnant, SC
 Ron Widby, UT
 Jeff Fosnes, VU
- 2006**
 Jim Farmer, UA
 Marvin Delph, AR
 Lee DeFore, AU
 Andrew Moten, UF
 Joe Ward, UG
 Ralph Beard, UK
 Dick Maile, LS
 Sean Tuohy, UM
 Rickey Brown, SC
 Larry Davis, SC
 Bill Justus, UT
 Jim Henry, VU
- 2007**
 Mike Nordholz, UA
 U.S. Reed, AR
 Henry Hart, AU
 Andrew DeClercq, UF
 Litterial Green, UG
 Kenny Walker, UK
 Collis Temple Jr., LS
 Elston Turner, UM
 Richard Williams, SC
 Zam Fredrick, SC
 Allan Houston, UT
 Jan van Breda Kolff, VU
- 2008**
 Leon Marlaire, UA
 Corliss Williamson, AR
 Wesley Person, AU
 Dan Cross, UF
 Hugh Durham, UG
 Kyle Macy, UK
 Frank Brian, LS
 Joe Harvell, UM
 Wiley Peck, SC
 Ronnie Collins, SC
 Bernard King, UT
 Barry Goheen, VU
- 2009**
 Melvin Cheatum, UA
 Scotty Thurman, AR
 Doc Robinson, AU
 Eugene McDowell, UF
 Shandon Anderson, UG
 Louie Dampier, UK
 Ethan Martin, LS
 Keith Carter, UM
 Tony Watts, SC
 Grady Wallace, SC
 Paul "Lefty" Walther, UT
 Phil Cox, VU
- 2010**
 Charles Cleveland, UA
 Jim Counce, AR
 Chuck Person, AU
 Bob Emrick, UF
 Tom Brennan, UG
 Joe B. Hall, UK
 Ned Clark, LS
 Cob Jarvis, UM
 Kermit Davis, SC
 Melvin Watson, SC
 Don DeVoe, UT
 Ronnie McMahan, VU
- 2011**
 Robert Horry, UA
 George Kok, AR
 Jimmy Fibbe, AU
 Craig Brown, UF
 Walter Daniels, UG
 Kevin Grevey, UK
 Howard Carter, LS
 Bob Weltlich, UM
 Darryl Wilson, SC
 BJ McKie, SC
 Jimmy England, UT
 Jeff Turner, VU
- 2012**
 Jack Kubiszyn, UA
 Nolan Richardson, AR
 Chris Morris, AU
 Mike Miller, UF
 Willie Anderson, UG
 Adrian "Odie" Smith, UK
 Kenny Higgs, LS
 Jack Waters, UM
 Chuck Evans, SC
 Henry Martin, SC
 Gene Tormohlen, UT
 Drew Maddux, VU
- 2013**
 Wimp Sanderson, UA
 Jerry Carlton, AR
 Ronnie Battle, AU
 Bill Koss, UF
 Tim Basset, UG
 Jamal Mashburn, UK
 Geert Hammink, LS
 Rahim Lockhart, UM
 Horatio Webster, SC
 Norm Stewart, MO
 Eddie Fogler, SC
 Len Kosmalski, UT
 John Beasley, AM
 Mike Rhodes, VU
- 2014**
 Eddie Phillips, UA
 Clint McDaniel, AR
 Gerald White, AU
 Greg Stolt, UF
 D.A. Layne, UG
 Tony Delk, UK
 Mahmoud Abdul-Rauf (Chris Jackson), LS
 Ansu Sesay, UM
 Erick Dampier, SC
 John Brown, MO
 Gary Gregor, SC
 Dr. Ed Wiener, UT
 Dr. John Thornton, AM
 Matt Freije, VU
- 2015**
 C.M. Newton, UA
 Darrell Walker, AR
 Chris Porter, AU
 Eddie Shannon, UF
 Jacky Dorsey, UG
 Bob Burrow, UK
 Ronald Dupree, LS
 B.L. "Country" Graham, UM
 Doug Hutton, SC
 Derrick Chievous, MO
 Jack Thompson, SC
 Johnny Darden, UT
 Sonny Parker, AM
 Bruce Elder, VU
- 2016**
 Ennis Whatley, UA
 Pat Bradley, AR
 Jack Stewart, AU
 Lee Humphrey, UF
 Jarvis Hayes, UG
 Larry Conley, UK
 Stanley Roberts, LS
 Johnny Neumann, UM
 Mario Austin, SC
 Devan Downey, SC
 Vincent Yarbrough, UT
 Carroll Broussard, AM
 Shan Foster, VU
- 2017**
 George Linn, UA
 Oliver Miller, AR
 Marquis Daniels, AU
 Matt Bonner, UF
 Jimmy Pitts, UG
 Keith Bogans, UK
 Tasmin Mitchell, LS
 Jason Harrison, UM
 Dontae' Jones, SC
 Jon Sundvold, SC
 Ron Slay, UT
 Acie Law IV, AM
 Barry Booker, VU
- 2018**
 James Robinson, UA
 Jonathon Modica, AR
 Joel Eaves, AU
 David Lee, UF
 Chad Kessler, UG
 Joe Crawford, UK
 John Brady, LS
 Rob Evans, UM
 Ray White, MS
 Doug Smith, MO
 Carey Rich, SC
 Howard Wood, UT
 Barry Davis, AM
 Godfrey Dillard, VU
- 2019**
 Erwin Dudley, UA
 Corey Beck, AR
 Mike Mitchell, AU
 Livingston Chatman, UF
 Jumaine Jones, UG
 Johnny Cox, UK
 Wayde Sims, LS
 Justin Reed, UM
 Lawrence Roberts, MS
 Melvin Booker, MO
 Carlos Powell, SC
 Mike Jackson, UT
 Antoine Wright, AM
 Derrick Byars, VU
- 2020**
 Jerry Harper, UA
 Derek Hood, AR
 Layton Johns, AU
 Chris Richard, UF
 Rod Cole, UG
 Vernon Hatton, UK
 Collis Temple III, LS
 Eric Laird, UM
 Jerry Jenkins, MS
 Steve Stipanovich, MO
 Tre' Kelley, SC
 Lang Wiseman, UT
 David Britton, AM
 Butch Feher, VU



NCAA TOURNAMENT

SEC In The NCAA Tournament

Team	APP	Won	Lost	Pct	Sweet Elite Final			NCAA Titles	Appearances
					16	Eight	Four		
Alabama	20#	19	20	.487	7#	1	0	0	1975, 76 (RS), 82 (RS), 83, 84, 85 (RS), 86 (RS), 87 (RS)#, 89, 90 (RS), 91 (RS), 92, 94, 95, 02, 03, 04, 05 (RF), 06, 12, 18
Arkansas	32	42	32	.568	14	8	6	1	1941 (FF-t3rd), 45 (FF-t3rd), 49 (RS), 58 (RS), 77, 78 (FF-3rd), 79 (RF), 80, 81 (RS), 82, 83 (RS), 84, 85, 88, 89, 90 (FF-t3rd), 91 (RF), 92, 93 (RS), 94 (FF-1st), 95 (FF-2nd), 96 (RS), 98, 99, 00, 01, 06, 07, 08, 15, 17, 18
Auburn	10	17	10	.630	5	2	1	0	1984, 85 (RS), 86 (RF), 87, 88, 99 (RS), 00, 03 (RS), 18, 19 (FF)
Florida	20#	44	18	.710	10#	9	5	2	1987 (RS)#, 88#, 89, 94 (FF), 95, 99 (RS), 00 (FF-2nd), 01, 02, 03, 04, 05, 06 (FF-1st), 07 (FF-1st), 10, 11 (RF), 12 (RF), 13 (RF), 14 (FF), 17 (RF), 18, 19
Georgia	10#	5	10	.333	2	1	1	0	1983 (FF-t3rd), 85#, 87, 90, 91, 96 (RS), 97, 01, 02#, 08, 11, 15
Kentucky	58#	129	52	.713	48#	39	17	8	1942 (FF-t3rd), 45 (RS), 48 (FF-1st), 49 (FF-1st), 51 (FF-1st), 52 (RF), 55 (RS), 56 (RF), 57 (RF), 58 (FF-1st), 59 (RS), 61 (RF), 62 (RF), 64 (RS), 66 (FF-2nd), 68 (RF), 69 (RS), 70 (RF), 71 (RS), 72 (RF), 73 (RF), 75 (FF-2nd), 77 (RF), 78 (FF-1st), 80 (RS), 81, 82, 83 (RF), 84 (FF-t3rd), 85 (RS), 86 (RF), 87, 88 (RS)#, 92 (RF), 93 (FF-t3rd), 94, 95 (RF), 96 (FF-1st), 97 (FF-t3rd), 98 (FF-1st), 99 (RF), 00, 01 (RS), 02, 03 (RF), 04, 05 (RF), 06, 07, 08, 10 (RF), 11 (FF-3rd), 12 (FF-1st), 14 (FF-2nd), 15 (FF-3rd), 16, 17 (RF), 18 (RS), 19 (RF)
LSU	22	26	25	.510	10	6	4	0	1953 (FF-4th), 54 (RS), 79 (RS), 80 (RF), 81 (FF-4th), 84, 85, 86 (FF-t3rd), 87 (RF), 88, 89, 90, 91, 92, 93, 00 (RS), 03, 05, 06 (FF-t3rd), 09, 15, 19 (RS)
Ole Miss	9	5	9	.357	1	0	0	0	1981, 97, 98, 99, 01 (RS), 02, 13, 15, 19
Mississippi State	11	11	11	.500	3	1	1	0	1963 (RS), 91, 95 (RS), 96 (FF-t3rd), 02, 03, 04, 05, 08, 09, 19
Missouri	27	22	27	.449	6	3	0	0	1944 (RS), 76 (RF), 78, 80 (RS), 81, 82, 83, 86, 87, 88, 89 (RS), 90, 92, 93, 94 (RF), 95, 99, 00, 01, 02 (RF), 03, 09 (RF), 10, 11, 12, 13, 18
South Carolina	9	8	10	.444	4	1	1	0	1971 (RS), 72 (RS), 73 (RS), 74, 89, 97, 98, 04, 17 (FF)
Tennessee	22	22	22	.500	8	1	0	0	1967 (RS), 76, 77, 79, 80, 81 (RS), 82, 83, 89, 98, 99, 00 (RS), 01, 06, 07 (RS), 08 (RS), 09, 10 (RF), 11, 14 (RS), 18, 19 (RS)
Texas A&M	14	12	15	.444	5	0	0	0	1951, 64, 69 (RS), 75, 80 (RS), 87, 06, 07 (RS), 08, 09, 10, 11, 16 (RS), 18 (RS)
Vanderbilt	15	10	16	.385	6	1	0	0	1965 (RF), 74 (RS), 88 (RS), 89, 91, 93 (RS), 97, 04 (RS), 07 (RS), 08, 10, 11, 12, 16, 17
Totals	273#	373	278	.573	130#	68	35	11	

Former Member

Georgia Tech	1	1	1	.500	1	1	0	0	1960 (RF)
--------------	---	---	---	------	---	---	---	---	-----------

SEC Year-By-Year In The NCAA Tournament

YEAR	W-L	PCT.	NCAA TEAMS	YEAR	W-L	PCT.	NCAA TEAMS	YEAR	W-L	PCT.	NCAA TEAMS
1942	1-1	.500	1 (UK)	1985	7-5	.583	5 (UA 2-1, AU 2-1, UG 1-1#, UK 2-1, LS 0-1)	2005	5-5	.500	5 (UK 0-1; UF 1-1; UK 3-1; LS 0-1; MS 1-1)
1945	1-1	.500	1 (UK)	1986	12-4	.750	4 (UA 2-1, AU 3-1, UK 3-1, LS 4-1)	2006	13-5	.722	6 (UA 1-1; AR 0-1; UF 6-0; UK 1-1; LS 4-1; UT 1-1)
1948	3-0	1.000	1 (UK)	1987	8-6	.571	6 (UA 2-1#, AU 1-1, UF 2-1#, UG 0-1, UK 0-1, LS 3-1)	2007	11-4	.733	5 (AR 0-1; UF 6-0; UK 1-1; UT 2-1; VU 2-1)
1949	3-0	1.000	1 (UK)	1988	6-5	.545	5 (AU 1-1, UF 1-1#, UK 2-1#, LS 0-1, VU 2-1)	2008	4-6	.400	6 (AR 1-1; UG 0-1; UK 0-1; MS 1-1; UT 2-1; VU 0-1)
1951	4-0	1.000	1 (UK)	1989	0-5	.000	5 (UA 0-1, UF 0-1, LS 0-1, UT 0-1, VU 0-1)	2009	1-3	.250	3 (LS 1-1, MS 0-1, UT 0-1)
1952	1-1	.500	1 (UK)	1990	3-3	.500	3 (UA 2-1, UG 0-1, LS 1-1)	2010	6-4	.600	4 (UF 0-1; UK 3-1; UT 3-1; VU 0-1)
1953	2-2	.500	1 (LS)	1991	2-5	.286	5 (UA 2-1, UG 0-1, LS 0-1, MS 0-1, VU 0-1)	2011	7-5	.583	5 (UF 3-1, UG 0-1, UK 4-1, UT 0-1, VU 0-1)
1954	0-2	.000	1 (LS)	1992	6-4	.600	4 (UA 1-1, AR 1-1, UK 3-1, LS 1-1)	2012	10-3	.769	4 (UA 0-1, UF 3-1, UK 6-0, VU 1-1)
1955	1-1	.500	1 (UK)	1993	8-4	.667	4 (AR 2-1, UK 4-1, LS 0-1, VU 2-1)	2013	4-3	.571	3 (UF 3-1, UM 1-1, MO 0-1)
1956	1-1	.500	1 (UK)	1994	12-3	.800	4 (UA 1-1, AR 6-0, UF 4-1, UK 1-1)	2014	12-3	.800	3 (UF 4-1, UK (5-1), UT (3-1))
1957	1-1	.500	1 (UK)	1995	11-5	.688	5 (UA 1-1, AR 5-1, UF 0-1, UK 3-1, MS 2-1)	2015	6-5	.545	5 (AR 1-1, UG 0-1, UK 4-1, LS 0-1, UM 1-1)
1958	4-0	1.000	1 (UK)	1996	14-3	.824	4 (AR 2-1; UG 2-1, UK 6-0, MS 4-1)	2016	3-3	.500	3 (UK 1-1, AM 2-1, VU 0-1)
1959	1-1	.500	1 (UK)	1997	5-5	.500	5 (UG 0-1; UK 5-1; UM 0-1; SC 0-1; VU 0-1)	2017	11-5	.688	5 (AR 1-1, UF 3-1, UK 3-1, SC 4-1, VU 0-1)
1960	1-1	.500	1 (GT)	1998	7-4	.636	5 (AR 1-1; UK 6-0, UM 0-1; SC 0-1; UT 0-1)	2018	8-8	.500	8 (UA 1-1, AR 0-1, AU 1-1, UF 1-1, UK 2-1, MO 0-1, UT 1-1, AM 2-1)
1961	1-1	.500	1 (UK)	1999	10-6	.625	6 (AR 1-1; AU 2-1, UF 2-1; UK 3-1, UM 1-1, UT 1-1)	2019	12-7	.706	7 (AU 4-1, UF, 1-1, UK 3-1, LS 2-1, UM 0-1, MS 0-1, UT 2-1)
1962	1-1	.500	1 (UK)	2000	11-6	.647	6 (AR 0-1; AU 1-1; UF 5-1; UK 1-1; LS 2-1; UT 2-1)				
1963	1-1	.500	1 (MS)	2001	5-6	.455	6 (AR 0-1; UF 1-1; UG 0-1; UK 2-1; UM 2-1; UT 0-1)				
1964	0-2	.000	1 (UK)	2002	6-7	.462	7 (UA 1-1; UF 0-1; UG 1-1#; UK 2-1; UM 0-1; MS 1-1)				
1965	1-1	.500	1 (VU)	2003	6-6	.500	6 (UA 0-1; AU 2-1; UF 1-1; UK 3-1; LS 0-1; MS 0-1)				
1966	3-1	.750	1 (UK)	2004	7-6	.538	6 (UA 3-1; UF 0-1; UK 1-1; MS 1-1; SC 0-1; VU 2-1)				
1967	0-2	.000	1 (UT)								
1968	1-1	.500	1 (UK)								
1969	1-1	.500	1 (UK)								
1970	1-1	.500	1 (UK)								
1971	0-2	.000	1 (UK)								
1972	1-1	.500	1 (UK)								
1973	1-1	.500	1 (UK)								
1974	0-2	.000	1 (VU)								
1975	4-2	.667	2 (UA 0-1, UK 4-1)								
1976	1-2	.333	2 (UA 1-1, UT 0-1)								
1977	2-2	.500	2 (UK 2-1, UT 0-1)								
1978	5-0	1.000	1 (UK)								
1979	2-2	.500	2 (LS 1-1, UT 1-1)								
1980	4-3	.571	3 (UK 1-1, LS 2-1, UT 1-1)								
1981	4-5	.444	4 (UK 0-1, LS 3-2, UM 0-1, UT 1-1)								
1982	2-3	.400	3 (UA 1-1, UK 0-1, UT 1-1)								
1983	6-4	.600	4 (UA 0-1, UG 3-1, UK 2-1, UT 1-1)								
1984	3-4	.429	4 (UA 0-1, AU 0-1, UK 3-1, LS 0-1)								

#NCAA Tournament appearances were later vacated: 1985: UG (1-1); 1987:UA (2-1) and UF (2-1); 1988:UF (1-1) and UK (2-1); 2002: UG (1-1).

NCAA TOURNAMENT RESULTS

1941

^Arkansas 52, Wyoming 40	Western RS (Kansas City, Mo.)	3/21
Washington State 64, ^Arkansas 53	Western RF [FF] (Kansas City, Mo.)	3/22

1942

Kentucky 46, Illinois 44	Eastern RS (New Orleans, La.)	3/20
Dartmouth 47, Kentucky 28	Eastern RF [FF] (New Orleans, La.)	3/21

1943

Utah 45, ^Missouri 35	West RS (Kansas City, Mo.)	3/24
-----------------------	----------------------------	------

1945

^Arkansas 79, Oregon 76	Western RS (Kansas City, Mo.)	3/23
Oklahoma State 68, ^Arkansas 41	Western RF [FF] (Kansas City, Mo.)	3/24
Ohio State 45, Kentucky 37	Eastern RS (New York, N.Y.)	3/22
Tufts 66, Kentucky 56	Eastern RC/3rd Place (New York, N.Y.)	3/24

1948

Kentucky 76, Columbia 53	Eastern RS (New York, N.Y.)	3/19
Kentucky 60, Holy Cross 52	Eastern RF [FF] (New York, N.Y.)	3/20
Kentucky 58, Baylor 42	National Championship (New York, N.Y.)	3/23

1949

Oregon State 56, ^Arkansas 38	Western RS (Kansas City, Mo.)	3/18
^Arkansas 61, Wyoming 48	RC/3rd Place (Kansas City, Mo.)	3/19
Kentucky 85, Villanova 72	Eastern RS (New York, N.Y.)	3/21
Kentucky 76, Illinois 47	Eastern RF [FF] (New York, N.Y.)	3/22
Kentucky 46, Oklahoma State 36	National Championship (Seattle, Wash.)	3/26

1951

Kentucky 79, Louisville 68	East 1st Rd (Raleigh, N.C.)	3/20
Kentucky 59, St. John's (N.Y.) 43	East RS (New York, N.Y.)	3/22
Kentucky 76, Illinois 74	East RF [FF] (New York, N.Y.)	3/24
Kentucky 68, Kansas State 58	Nat'l Championship (Minneapolis, Minn.)	3/27
Washington 62, ^Texas A&M 40	West 1st Rd (Kansas City, Mo.)	3/22

1952

Kentucky 82, Penn State 54	East RS (Raleigh, N.C.)	3/21
St. John's (N.Y.) 64, Kentucky 57	East RF (Raleigh, N.C.)	3/22

1953

LSU 89, Lebanon Valley 76	East RS (Raleigh, N.C.)	3/13
LSU 81, Holy Cross 73	East RF (Raleigh, N.C.)	3/14
Indiana 80, LSU 67	National Semis (Kansas City, Mo.)	3/17
Washington 88, LSU 69	Nat'l Consol/3rd Place (Kansas City, Mo.)	3/18

1954

Penn State 78, LSU 70	East RS (Iowa City, Iowa)	3/12
Indiana 73, LSU 62	RC/3rd Place (Iowa City, Iowa)	3/13

Kentucky declined bid in 1954

1955

Marquette 79, Kentucky 71	East RS (Evanston, Ill.)	3/11
Kentucky 84, Penn State 59	RC/3rd Place (Evanston, Ill.)	3/12

1956

Kentucky 84, Wayne State 64	Midwest RS (Iowa City, Iowa)	3/16
Iowa 89, Kentucky 77	Midwest RF (Iowa City, Iowa)	3/17

Alabama declined bid in 1956

1957

Kentucky 98, Pittsburgh 92	Midwest RS (Lexington, Ky.)	3/15
Michigan State 80, Kentucky 68	Midwest RF (Lexington, Ky.)	3/16

1958

Oklahoma State 65, ^Arkansas 40	Midwest RS (Lawrence, Kan.)	3/14
Cincinnati 97, ^Arkansas 62	RC/3rd Place (Lawrence, Kan.)	3/15
Kentucky 94, Miami (Ohio) 70	Midwest RS (Lexington, Ky.)	3/14
Kentucky 89, Notre Dame 56	Midwest RF (Lexington, Ky.)	3/15
Kentucky 61, Temple 60	National Semis (Louisville, Ky.)	3/21
Kentucky 84, Seattle 72	National Championship (Louisville, Ky.)	3/22

1959

Louisville 76, Kentucky 61	Midwest RS (Evanston, Ill.)	3/13
Kentucky 98, Marquette 69	RC/3rd Place (Evanston, Ill.)	3/14

1960

Georgia Tech 57, Ohio 54	Midwest RS (Louisville, Ky.)	3/11
Ohio State 86, Georgia Tech 6986	Midwest RF (Louisville, Ky.)	3/12

1961

Kentucky 71, Morehead State 64	Midwest RS (Louisville, Ky.)	3/17
Ohio State 87, Kentucky 74	Midwest RF (Louisville, Ky.)	3/18

1962

Kentucky 81, Butler 60	Midwest RS (Iowa City, Iowa)	3/16
Ohio State 74, Kentucky 64	Midwest RF (Iowa City, Iowa)	3/17

1963

Loyola (Ill.) 61, Mississippi St. 51	Midwest RS (East Lansing, Mich.)	3/15
Mississippi St. 65, Bowling Green 60	RC/3rd Place (East Lansing, Mich.)	3/16

1964

Ohio 85, Kentucky 69	Midwest RS (Minneapolis, Minn.)	3/13
Loyola (Ill.) 100, Kentucky 91	RC/3rd Place (Minneapolis, Minn.)	3/14
UTEP 68, ^Texas A&M 62	Midwest 1st Rd (Dallas, Texas)	3/9

1965

Vanderbilt 83, DePaul 78*	Midwest RS (Lexington, Ky.)	3/12
Michigan 87, Vanderbilt 85	Midwest RF (Lexington, Ky.)	3/13

1966

Kentucky 86, Dayton 79	Midwest RS (Iowa City, Iowa)	3/11
Kentucky 84, Michigan 77	Midwest RF (Iowa City, Iowa)	3/12
Kentucky 83, Duke 79	National Semis (College Park, Md.)	3/18
Texas-El Paso 72, Kentucky 65	National Championship (College Park, Md.)	3/19

1967

Dayton 53, Tennessee 52	Midwest RS (Evanston, Ill.)	3/17
Indiana 51, Tennessee 44	RC/3rd Place (Evanston, Ill.)	3/18

1968

Kentucky 107, Marquette 89	Midwest RS (Lexington, Ky.)	3/15
Ohio State 82, Kentucky 81	Midwest RF (Lexington, Ky.)	3/16

1969

Marquette 81, Kentucky 74	Midwest RS (Madison, Wisc.)	3/13
Kentucky 72, Miami (Ohio) 71	RC/3rd Place (Madison, Wisc.)	3/15
^Texas A&M 81, Trinity (Texas) 66	Midwest 1st Rd (Fort Worth, Texas)	3/8
Drake 81, ^Texas A&M 63	Midwest 2nd Rd (Manhattan, Kan.)	3/13

1970

Kentucky 109, Notre Dame 99	Midwest RS (Columbus, Ohio)	3/12
Jacksonville 106, Kentucky 100	Midwest RF (Columbus, Ohio)	3/14

1971

Western Kentucky 107, Kentucky 83	Midwest RS (Athens, Ga.)	3/18
Marquette 91, Kentucky 74	RC/3rd Place (Athens, Ga.)	3/20
Pennsylvania 79, ^South Carolina 64	East RS (Raleigh, N.C.)	3/18
Fordham 100, ^South Carolina 90	RC/3rd Place (Raleigh, N.C.)	3/20

1972

Kentucky 85, Marquette 69	Midwest RS (Dayton, Ohio)	3/16
Florida State 73, Kentucky 54	Midwest RF (Dayton, Ohio)	3/18
^South Carolina 53, Temple 51	East 1st Rd (Williamsburg, Pa.)	3/11
North Carolina 92, ^South Carolina 69	East RS (Morgantown, W.Va.)	3/16
^South Carolina 90, Villanova 78	RC/3rd Place (Morgantown, W.Va.)	3/18

1973

Kentucky 106, Austin Peay 100*	Midwest RS (Nashville, Tenn.)	3/15
Indiana 72, Kentucky 65	Midwest RF (Nashville, Tenn.)	3/17
^South Carolina 78, Texas Tech 70	Midwest 1st Rd (Wichita, Kan.)	3/10
Memphis State 90, ^South Carolina 76	Midwest RS (Houston, Texas)	3/15
^South Carolina 90, Southwestern La 85	RC/3rd Place (Houston, Texas)	3/17

1974

Furman 75, ^South Carolina 67	East 1st Rd (Philadelphia, Pa.)	3/9
Marquette 69, Vanderbilt 61	Midwest RS (Tuscaloosa, Ala.)	3/14
Notre Dame 118, Vanderbilt 88	RC/3rd Place (Tuscaloosa, Ala.)	3/16



NCAA TOURNAMENT RESULTS

1975

Arizona State 97, Alabama 94	West 1st Rd (Tempe, Ariz.)	3/15
Kentucky 76, Marquette 54	Midwest 1st Rd (Tuscaloosa, Ala.)	3/15
Kentucky 90, Central Michigan 73	Midwest RS (Dayton, Ohio)	3/20
Kentucky 92, Indiana 90	Midwest RF (Dayton, Ohio)	3/22
Kentucky 95, Syracuse 79	National Semis (San Diego, Calif.)	3/29
UCLA 92, Kentucky 85	National Championship (San Diego, Calif.)	3/31
Cincinnati 87, ^ Texas A&M 79	Midwest 1st Rd (Lubbock, Texas)	3/15

1976

Alabama 79, North Carolina 64	Midwest 1st Rd (Dayton, Ohio)	3/13
Indiana 74, Alabama 69	Midwest RS (Baton Rouge, La.)	3/20
^ Missouri 69, Washington 67	Midwest 1st Rd (Lawrence, Kan.)	3/13
^ Missouri 86, Texas Tech 75	Midwest RS (Louisville, Ky.)	3/18
Michigan 95, ^ Missouri 88	Midwest RF (Louisville, Ky.)	3/20
Va. Military Institute 81, Tennessee 75	East 1st Rd (Charlotte, N.C.)	3/13

1977

Wake Forest 86, ^ Arkansas 80	Midwest 1st Rd (Norman, Okla.)	3/12
Kentucky 72, Princeton 58	East 1st Rd (Philadelphia, Penn.)	3/12
Kentucky 93, Virginia Military 78	East RS (College Park, Md.)	3/17
North Carolina 79, Kentucky 72	East RF (College Park, Md.)	3/19
Syracuse 93, Tennessee 88*	Midwest 1st Rd (Baton Rouge, La.)	3/13

1978

^ Arkansas 73, Weber State 52	West 1st Rd (Eugene, Ore.)	3/11
^ Arkansas 74, UCLA 70	West RS (Albuquerque, N.M.)	3/16
^ Arkansas 61, Cal State-Fullerton 58	West RF (Albuquerque, N.M.)	3/18
Kentucky 64, ^ Arkansas 59	National Semis (St. Louis, Mo.)	3/25
^ Arkansas 71, Notre Dame 69	Nat'l Consol./3rd Place (St. Louis, Mo.)	3/27
Kentucky 85, Florida State 76	Midwest 1st Rd (Knoxville, Tenn.)	3/11
Kentucky 91, Miami (Ohio) 69	Midwest RS (Dayton, Ohio)	3/16
Kentucky 52, Michigan State 49	Midwest RF (Dayton, Ohio)	3/18
Kentucky 64, Arkansas 59	National Semis (St. Louis, Mo.)	3/25
Kentucky 94, Duke 88	National Championship (St. Louis, Mo.)	3/27
Utah 86, ^ Missouri 79**	Midwest 1st Rd (Wichita, Kan.)	3/12

1979

^ (2) Arkansas 74, (7) Weber State 63	Midwest 2nd Rd (Lawrence, Kan.)	3/11
^ (2) Arkansas 73, (3) Louisville 62	Midwest RS (Cincinnati, Ohio)	3/15
(1) Indiana State 73, ^ (2) Arkansas 71	Midwest RF (Cincinnati, Ohio)	3/17
(3) LSU 71, (6) Appalachian State 57	Midwest 2nd Rd (Murfreesboro, Tenn.)	3/11
(2) Michigan State 87, (3) LSU 71	Midwest RS (Indianapolis, Ind.)	3/16
(8) Tennessee 97, (9) Eastern Kentucky 81	Midwest 1st Rd (Murfreesboro, Tenn.)	3/9
(1) Notre Dame 73, (8) Tennessee 67	Midwest 2nd Rd (Murfreesboro, Tenn.)	3/11

1980

(7) Kansas State 71, ^ (10) Arkansas 53	Midwest 1st Rd (Lincoln, Neb.)	3/6
(1) Kentucky 97, (8) Florida State 78	Midwest 2nd Rd (Bowling Green, Ky.)	3/9
(4) Duke 55, (1) Kentucky 54	Midwest RS (Lexington, Ky.)	3/13
(1) LSU 98, (8) Alcorn State 88	Midwest 2nd Rd (Denton, Texas)	3/9
(1) LSU 68, (5) Missouri 63	Midwest RS (Houston, Texas)	3/14
(2) Louisville 86, (1) LSU 66	Midwest RF (Houston, Texas)	3/16
^ (5) Missouri 61, (12) San Jose State 51	Midwest 1st Rd (Lincoln, Neb.)	3/6
^ (5) Missouri 87, (4) Notre Dame 84*	Midwest 2nd Rd (Lincoln, Neb.)	3/8
(1) LSU 68, ^ (5) Missouri 63	Midwest RS (Houston, Texas)	3/14
(7) Tennessee 80, (10) Furman 69	East 1st Rd (Greensboro, N.C.)	3/6
(2) Maryland 86, (7) Tennessee 75	East 2nd Rd (Greensboro, N.C.)	3/8
^ (6) Texas A&M 55, (11) Bradley 53	Midwest 1st Rd (Denton, Texas)	3/7
^ (6) Texas A&M 78, (3) No. Carolina 61**	Midwest 2nd Rd (Denton, Texas)	3/9
(2) Louisville 66, ^ (6) Texas A&M 55*	Midwest RS (Houston, Texas)	3/14

1981

^ (5) Arkansas 73, (12) Mercer 67	Midwest 1st Rd (Austin, Texas)	3/12
^ (5) Arkansas 74, (4) Louisville 73	Midwest 2nd Rd (Austin, Texas)	3/14
(1) LSU 72, ^ (5) Arkansas 56	Midwest RS (New Orleans, La.)	3/20
(7) UAB 69, (2) Kentucky 62	Midwest 2nd Rd (Tuscaloosa, Ala.)	3/14
(1) LSU 100, (8) Lamar 78	Midwest 2nd Rd (Austin, Texas)	3/14
(1) LSU 72, (5) Arkansas 56	Midwest RS (New Orleans, La.)	3/20
(1) LSU 96, (6) Wichita State 85	Midwest RF (New Orleans, La.)	3/22
(3) Indiana 67, (1) LSU 49	National Semis (Philadelphia, Penn.)	3/28
(1) Virginia 78, (1) LSU 74	Nat'l Consol./3rd Place (Philadelphia, Penn.)	3/30
(7) Kansas 69, (10) Ole Miss 66	Midwest 1st Rd (Wichita, Kan.)	3/13
(8) Lamar 71, ^ (9) Missouri 67	Midwest 1st Rd (Austin, Texas)	3/12
(4) Tennessee 58, (5) VCU 56*	East 2nd Rd (Charlotte, N.C.)	3/15
(1) Virginia 62, (4) Tennessee 48	East RS (Atlanta, Ga.)	3/19

1982

(4) Alabama 69, (5) St. John's (N.Y.) 68	East 2nd Rd (Uniondale, N.Y.)	3/14
(1) North Carolina 74, (4) Alabama 69	East RS (Raleigh, N.C.)	3/19
(5) Kansas State 65, ^ (4) Arkansas 64	Midwest 2nd Rd (Dallas, Texas)	3/14
(11) Middle Tenn. St. 50, (6) Kentucky 44	Midwest 1st Rd (Nashville, Tenn.)	3/11
^ (2) Missouri 73, (7) Marquette 69	Midwest 2nd Rd (Tulsa, Okla.)	3/13
(6) Houston 79, ^ (2) Missouri 78	Midwest RS (St. Louis, Mo.)	3/19
(9) Tennessee 61, (8) SW Louisiana 57	Midwest 1st Rd (Indianapolis, Ind.)	3/12
(1) Virginia 54, (9) Tennessee 51	Midwest 2nd Rd (Indianapolis, Ind.)	3/14

1983

(11) Lamar 73, (6) Alabama 50	Midwest 1st Rd (Houston, Texas)	3/17
^ (4) Arkansas 78, (5) Purdue 68	Midwest 2nd Rd (Evansville, Ill.)	3/19
(1) Louisville 65, ^ (4) Arkansas 63	Midwest RS (Knoxville, Tenn.)	3/24
(4) Georgia 56, (5) Va. Commonwealth 54	East 2nd Rd (Greensboro, N.C.)	3/19
(4) Georgia 70, (1) St. John's (N.Y.) 67	East RS (Syracuse, N.Y.)	3/25
(4) Georgia 82, (2) North Carolina 77	East RF (Syracuse, N.Y.)	3/27
(6) North Carolina St. 67, (4) Georgia 60	National Semis (Albuquerque, N.M.)	4/2
(3) Kentucky 57, (11) Ohio 40	Midwest 2nd Rd (Tampa, Fla.)	3/19
(3) Kentucky 64, (2) Indiana 59	Midwest RS (Knoxville, Tenn.)	3/24
(1) Louisville 68, (3) Kentucky 68*	Midwest RF (Knoxville, Tenn.)	3/26
(7) Iowa 77, ^ (2) Missouri 63	Midwest 2nd Rd (Louisville, Ky.)	3/20
(8) Tennessee 57, (9) Marquette 56	Midwest 1st Rd (Evansville, Ind.)	3/18
(1) Louisville 70, (8) Tennessee 57	Midwest 2nd Rd (Evansville, Ind.)	3/20

1984

(8) Illinois State 49, (9) Alabama 48	Midwest 1st Rd (Lincoln, Neb.)	3/16
(7) Virginia 53, ^ (2) Arkansas 51*	East 2nd Rd (East Rutherford, N.J.)	3/18
(12) Richmond 72, (5) Auburn 71	East 1st Rd (Charlotte, N.C.)	3/15
(1) Kentucky 93, (8) Brigham Young 68	Midwest 2nd Rd (Birmingham, Ala.)	3/17
(1) Kentucky 72, (5) Louisville 67	Midwest RS (Lexington, Ky.)	3/22
(1) Kentucky 54, (2) Illinois 51	Midwest RF (Lexington, Ky.)	3/24
(1) Georgetown 53, (1) Kentucky 40	National Semis (Seattle, Wash.)	3/31
(10) Dayton 74, (7) LSU 66	West 1st Rd (Salt Lake City, Utah)	3/15

1985

(7) Alabama 50, (10) Arizona 41	West 1st Rd (Albuquerque, N.M.)	3/15
(7) Alabama 63, (2) Va. Commonwealth 59	West 2nd Rd (Albuquerque, N.M.)	3/17
(3) North Carolina St. 61, (7) Alabama 55	West RS (Denver, Colo.)	3/22
^ (9) Arkansas 63, (8) Iowa 64	West 1st Rd (Salt Lake City, Utah)	3/14
(1) St. John's (N.Y.) 68, ^ (9) Arkansas 65	West 2nd Rd (Salt Lake City, Utah)	3/16
(11) Auburn 59, (6) Purdue 58	Southeast 1st Rd (Notre Dame, Ind.)	3/14
(11) Auburn 66, (3) Kansas 64	Southeast 2nd Rd (Notre Dame, Ind.)	3/16
(2) North Carolina 62, (11) Auburn 56	Southeast RS (Birmingham, Ala.)	3/22
#(6) Georgia 67, (11) Wichita State 59	East 1st Rd (Atlanta, Ga.)	3/15
(3) Illinois 74, #(6) Georgia 58	East 2nd Rd (Atlanta, Ga.)	3/17
(12) Kentucky 66, (5) Washington 58	West 1st Rd (Salt Lake City, Utah)	3/14
(12) Kentucky 64, (4) Nevada-Las Vegas 61	West 2nd Rd (Salt Lake City, Utah)	3/16
(1) St. John's (N.Y.) 86, (12) Kentucky 70	West RS (Denver, Colo.)	3/22
(13) Navy 78, (4) LSU 55	Southeast 1st Rd (Dayton, Ohio)	3/15

1986

(5) Alabama 97, (12) Xavier (Ohio) 80	Southeast 1st Rd (Charlotte, N.C.)	3/14
(5) Alabama 58, (4) Illinois 56	Southeast 2nd Rd (Charlotte, N.C.)	3/16
(2) Kentucky 68, (5) Alabama 63	Southeast RS (Atlanta, Ga.)	3/20
(8) Auburn 73, (9) Arizona 63	West 1st Rd (Long Beach, Calif.)	3/14
(8) Auburn 81, (1) St. John's (N.Y.) 65	West 2nd Rd (Long Beach, Calif.)	3/16
(8) Auburn 70, (4) Nevada-Las Vegas 63	West RS (Houston, Texas)	3/20
(2) Louisville 84, (8) Auburn 76	West RF (Houston, Texas)	3/22
(1) Kentucky 75, (16) Davidson 55	Southeast 1st Rd (Charlotte, N.C.)	3/14
(1) Kentucky 71, (8) Western Kentucky 64	Southeast 2nd Rd (Charlotte, N.C.)	3/16
(1) Kentucky 68, (5) Alabama 63	Southeast RS (Atlanta, Ga.)	3/20
(11) LSU 59, (1) Kentucky 57	Southeast RF (Atlanta, Ga.)	3/22
(11) LSU 94, (6) Purdue 87**	Southeast 1st Rd (Baton Rouge, La.)	3/13
(11) LSU 83, (3) Memphis State 81	Southeast 2nd Rd (Baton Rouge, La.)	3/15
(1) LSU 70, (2) Georgia Tech 64	Southeast RS (Atlanta, Ga.)	3/20
(1) LSU 59, (1) Kentucky 57	Southeast RF (Atlanta, Ga.)	3/22
(2) Louisville 88, (11) LSU 77	National Semis (Dallas, Texas)	3/29
(6) UAB 66, ^ (11) Missouri 64	West 1st Rd (Ogden, Utah)	3/13

NCAA TOURNAMENT RESULTS



1987

#(2) Alabama 88, (15) N. Carolina A&T 71	Southeast 1st Rd (Birmingham, Ala.)	3/12
#(2) Alabama 101, (7) New Orleans 76	Southeast 2nd Rd (Birmingham, Ala.)	3/14
(6) Providence 103, #(2) Alabama 82	Southeast RS (Louisville, Ky.)	3/19
(8) Auburn 62, (9) San Diego 61	Midwest 1st Rd (Indianapolis, Ind.)	3/12
(1) Indiana 107, (8) Auburn 90	Midwest 2nd Rd (Indianapolis, Ind.)	3/14
#(6) Florida 82, (11) N.C. State 70	East 1st Rd (Syracuse, N.Y.)	3/13
#(6) Florida 85, (3) Purdue 66	East 2nd Rd (Syracuse, N.Y.)	3/15
(2) Syracuse 87, #(6) Florida 81	East RS (East Rutherford, N.J.)	3/19
(9) Kansas State 82, (8) Georgia 79*	West 1st Rd (Salt Lake City, Utah)	3/12
(9) Ohio State 91, (8) Kentucky 77	Southeast 1st Rd (Atlanta, Ga.)	3/13
(10) LSU 85, (7) Georgia Tech 79	Midwest 1st Rd (Chicago, Ill.)	3/13
(10) LSU 72, (2) Temple 62	Midwest 2nd Rd (Chicago, Ill.)	3/15
(10) LSU 63, (3) DePaul 58	Midwest RS (Cincinnati, Ohio)	3/20
(1) Indiana 77, (10) LSU 76	Midwest RF (Cincinnati, Ohio)	3/22
(13) Xavier 70, ^ (4) Missouri 69	Midwest 1st Rd (Indianapolis, Ind.)	3/12
(5) Duke 58, ^ (12) Texas A&M 51	Midwest 1st Rd (Indianapolis, Ind.)	3/12

1988

(6) Villanova 82, ^ (11) Arkansas 74	Southeast 1st Rd (Cincinnati, Ohio)	3/18
(8) Auburn 90, (9) Bradley 86	Southeast 1st Rd (Atlanta, Ga.)	3/17
(1) Oklahoma 107, (8) Auburn 87	Southeast 2nd Rd (Atlanta, Ga.)	3/19
#(6) Florida 62, (11) St. John's (N.Y.) 59	West 1st Rd (Salt Lake City, Utah)	3/17
(3) Michigan 108, #(6) Florida 85	West 2nd Rd (Salt Lake City, Utah)	3/19
#(2) Kentucky 99, (15) Southern 84	Southeast 1st Rd (Cincinnati, Ohio)	3/18
#(2) Kentucky 90, (7) Maryland 81	Southeast 2nd Rd (Cincinnati, Ohio)	3/20
(6) Villanova 80, #(2) Kentucky 74	Southeast RS (Birmingham, Ala.)	3/24
(8) Georgetown 66, (9) LSU 63	East 1st Rd (Hartford, Conn.)	3/18
(11) Rhode Island 87, ^ (6) Missouri	East 1st Rd (Chapel Hill, N.C.)	3/17
(7) Vanderbilt 80, (10) Utah State 77	Midwest 1st Rd (Lincoln, Neb.)	3/18
(7) Vanderbilt 80, (2) Pittsburgh 74*	Midwest 2nd Rd (Lincoln, Neb.)	3/20
(6) Kansas 77, (7) Vanderbilt 64	Midwest RS (Pontiac, Mich.)	3/25

1989

(1) South Alabama 86, (6) Alabama 84	Southeast 1st Rd (Atlanta, Ga.)	3/17
^ (5) Arkansas 120, (12) Loyola (Calif.) 101	Midwest 1st Rd (Indianapolis, Ind.)	3/16
(4) Louisville 93, ^ (5) Arkansas 84	Midwest 2nd Rd (Indianapolis, Ind.)	3/18
(10) Colorado State 68, (7) Florida 46	Midwest 1st Rd (Dallas, Texas)	3/17
(7) Texas-El Paso 85, (10) LSU 74	West 1st Rd (Tucson, Ariz.)	3/17
^ (3) Missouri 85, (14) Creighton 69	Midwest 1st Rd (Dallas, Texas)	3/17
^ (3) Missouri 108, (11) Texas 89	Midwest 2nd Rd (Dallas, Texas)	3/19
(2) Syracuse 83, ^ (3) Missouri 80	Midwest RS (Minneapolis, Minn.)	3/24
(5) NC State 81, ^ (12) South Carolina 66	East 1st Rd (Providence, R.I.)	3/17
(7) West Virginia 84, (10) Tennessee 68	East 1st Rd (Greensboro, N.C.)	3/16
(9) Notre Dame 81, (8) Vanderbilt 65	East 1st Rd (Providence, R.I.)	3/17

1990

(7) Alabama 71, (10) Colorado State 54	West 1st Rd (Long Beach, Calif.)	3/16
(7) Alabama 77, (2) Arizona 55	West 2nd Rd (Long Beach, Calif.)	3/18
(1) Loyola (Calif.) 62, (7) Alabama 60	West RS (Oakland, Calif.)	3/23
^ (4) Arkansas 68, (13) Princeton 64	Midwest 1st Rd (Austin, Texas)	3/15
^ (4) Arkansas 86, (12) Dayton 84	Midwest 2nd Rd (Austin, Texas)	3/17
^ (4) Arkansas 96, (8) North Carolina 73	Midwest RS (Dallas, Texas)	3/22
^ (4) Arkansas 88, (10) Texas 85	Midwest RF (Dallas, Texas)	3/24
(3) Duke 97, ^ (4) Arkansas 83	National Semis (Denver, Colo.)	3/31
(10) Texas 100, (7) Georgia 88	Midwest 1st Rd (Indianapolis, Ind.)	3/16
(5) LSU 70, (12) Villanova 63	Southeast 1st Rd (Knoxville, Tenn.)	3/15
(4) Georgia Tech 94, (5) LSU 91	Southeast 2nd Rd (Knoxville, Tenn.)	3/17
(14) UNI 74, ^ (3) Missouri 71	Southeast 1st Rd (Richmond, Va.)	3/16

1991

(4) Alabama 89, (13) Murray State 79	Southeast 1st Rd (Atlanta, Ga.)	3/15
(4) Alabama 96, (5) Wake Forest 88	Southeast 2nd Rd (Atlanta, Ga.)	3/17
(1) Arkansas 93, (4) Alabama 70	Southeast RS (Charlotte, N.C.)	3/21
^ (1) Arkansas 117, (16) Georgia State 76	Southeast 1st Rd (Atlanta, Ga.)	3/15
^ (1) Arkansas 97, (8) Arizona State 90	Southeast 2nd Rd (Atlanta, Ga.)	3/17
^ (1) Arkansas 93, (4) Alabama 70	Southeast RS (Charlotte, N.C.)	3/21
(3) Kansas 93, ^ (1) Arkansas 81	Southeast RF (Charlotte, N.C.)	3/23
(6) Pittsburgh 76, (11) Georgia 68*	Southeast 1st Rd (Louisville, Ky.)	3/14
(11) Connecticut 79, (6) LSU 62	Midwest 1st Rd (Minneapolis, Minn.)	3/14
(12) Eastern Mich. 76, (5) Mississippi St. 56	East 1st Rd (Syracuse, N.Y.)	3/15
(8) Georgetown 70, (9) Vanderbilt 60	West 1st Rd (Tucson, Ariz.)	3/15

1992

(5) Alabama 80, (12) Stanford 75	Southeast 1st Rd (Cincinnati, Ohio)	3/19
(4) North Carolina 64, (5) Alabama 55	Southeast 2nd Rd (Cincinnati, Ohio)	3/21
(3) Arkansas 80, (14) Murray State 69	Midwest 1st Rd (Milwaukee, Wis.)	3/19
(6) Memphis State 82, (3) Arkansas 80	Midwest 2nd Rd (Milwaukee, Wis.)	3/21
(2) Kentucky 88, (15) Old Dominion 69	East 1st Rd (Worcester, Mass.)	3/20
(2) Kentucky 106, (10) Iowa State 98	East 2nd Rd (Worcester, Mass.)	3/22
(2) Kentucky 87, (3) Massachusetts 77	East RS (Philadelphia, Pa.)	3/26
(1) Duke 104, (2) Kentucky 103*	East RF (Philadelphia, Pa.)	3/28
(7) LSU 94, (10) Brigham Young 83	West 1st Rd (Boise, Idaho)	3/19
(2) Indiana 89, (7) LSU 79	West 2nd Rd (Boise, Idaho)	3/21
^ (5) Missouri 89, (12) West Virginia 78	East 1st Rd (Greensboro, N.C.)	3/19
(4) Seton Hall 88, ^ (5) Missouri 71	East 2nd Rd (Greensboro, N.C.)	3/21

1993

(4) Arkansas 94, (13) Holy Cross 64	East 1st Rd (Winston Salem, N.C.)	3/18
(4) Arkansas 80, (5) St. John's (N.Y.) 74	East 2nd Rd (Winston-Salem, N.C.)	3/20
(1) North Carolina 80, (4) Arkansas 74	East RS (East Rutherford, N.J.)	3/26
(1) Kentucky 96, (16) Rider 52	Southeast 1st Rd (Nashville, Tenn.)	3/19
(1) Kentucky 83, (8) Utah 62	Southeast 2nd Rd (Nashville, Tenn.)	3/21
(1) Kentucky 103, (5) Wake Forest 69	Southeast RS (Charlotte, N.C.)	3/25
(1) Kentucky 106, (3) Florida State 81	Southeast RF (Charlotte, N.C.)	3/27
(1) Michigan 81, (1) Kentucky 78*	National Semis (New Orleans, La.)	4/3
(6) California 66, (11) LSU 64	Midwest 1st Rd (Chicago, Ill.)	3/18
(7) Temple 75, ^ (10) Missouri 61	West 1st Rd (Salt Lake City, Utah)	3/18
(3) Vanderbilt 92, (14) Boise State 72	West 1st Rd (Salt Lake City, Utah)	3/18
(3) Vanderbilt 85, (6) Illinois 68	West 2nd Rd (Salt Lake City, Utah)	3/20
(7) Temple 67, (3) Vanderbilt 59	West RS (Seattle, Wash.)	3/26

1994

(9) Alabama 76, (8) Providence 70	Southeast 1st Rd (Lexington, Ky.)	3/17
(1) Purdue 83, (9) Alabama 73	Southeast 2nd Rd (Lexington, Ky.)	3/19
(1) Arkansas 94, (16) N. Carolina A&T 79	Midwest 1st Rd (Okl. City, Okla.)	3/18
(1) Arkansas 85, (9) Georgetown 73	Midwest 2nd Rd (Okl. City, Okla.)	3/20
(1) Arkansas 103, (12) Tulsa 84	Midwest RS (Dallas, Texas)	3/25
(1) Arkansas 76, (3) Michigan 68	Midwest RF (Dallas, Texas)	3/17
(1) Arkansas 91, (2) Arizona 82	National Semis (Charlotte, N.C.)	4/2
(1) Arkansas 76, (2) Duke 72	National Finals (Charlotte, N.C.)	4/4
(3) Florida 64, (14) James Madison 62*	East 1st Rd (Uniondale, N.Y.)	3/17
(3) Florida 70, (11) Penn 58	East 2nd Rd (Uniondale, N.Y.)	3/19
(3) Florida 69, (2) Connecticut 60*	East RS (Miami, Fla.)	3/25
(3) Florida 74, (9) Boston College 66	East RF (Miami, Fla.)	3/27
(2) Duke 70, (3) Florida 65	National Semis (Charlotte, N.C.)	4/2
(3) Kentucky 83, (14) Tennessee State 70	Southeast 1st Rd (St. Petersburg, Fla.)	3/18
(6) Marquette 75, (3) Kentucky 63	Southeast 2nd Rd (St. Petersburg, Fla.)	3/20
^ (1) Missouri 76, (16) Navy 53	West 1st Rd (Ogden, Utah)	3/17
^ (1) Missouri 109, (9) Wisconsin 96	West 2nd Rd (Ogden, Utah)	3/19
^ (1) Missouri 98, (4) Syracuse 88*	West RS (Los Angeles, Calif.)	3/24
(2) Arizona 92, ^ (1) Missouri 72	West RF (Los Angeles, Calif.)	3/26

1995

(5) Alabama 91, (12) Penn 85*	East 1st Rd (Baltimore, Md.)	3/16
(4) Oklahoma State 66, (5) Alabama 52	East 2nd Rd (Baltimore, Md.)	3/18
(2) Arkansas 79, (15) Texas Southern 78	Midwest 1st Rd (Austin, Texas)	3/17
(2) Arkansas 96, (7) Syracuse 94*	Midwest 2nd Rd (Austin, Texas)	3/19
(2) Arkansas 96, (6) Memphis 91*	Midwest RS (Kansas City, Mo.)	3/24
(2) Arkansas 68, (4) Virginia 61	Midwest RF (Kansas City, Mo.)	3/26
(2) Arkansas 75, (2) North Carolina 68	National Semis (Seattle, Wash.)	4/1
(1) UCLA 89, (2) Arkansas 78	National Finals (Seattle, Wash.)	4/3
(7) Iowa State 64, (10) Florida 61	Southeast 1st Rd (Tallahassee, Fla.)	3/17
(1) Kentucky 113, (16) Mount St. Mary's 67	Southeast 1st Rd (Memphis, Tenn.)	3/16
(1) Kentucky 82, (9) Tulane 60	Southeast 2nd Rd (Memphis, Tenn.)	3/18
(1) Kentucky 97, (5) Arizona State 73	Southeast RS (Birmingham, Ala.)	3/23
(2) North Carolina 74, (1) Kentucky 61	Southeast RF (Birmingham, Ala.)	3/25
(5) Mississippi State 75, (12) Santa Clara 67	West 1st Rd (Boise, Idaho)	3/17
(5) Mississippi State 78, (4) Utah 64	West 2nd Rd (Boise, Idaho)	3/19
(1) UCLA 86, (5) Mississippi State 67	West RS (Oakland, Calif.)	3/23
^ (8) Missouri 65, (9) Indiana 60	West 1st Rd (Boise, Idaho)	3/17
(1) UCLA 75, ^ (8) Missouri 74	West 2nd Rd (Boise, Idaho)	3/19



NCAA TOURNAMENT RESULTS

1996

(12) Arkansas 86, (5) Penn State 80	East 1st Rd (Providence, R.I.)	3/14
(12) Arkansas 65, (4) Marquette 56	East 2nd Rd (Providence, R.I.)	3/16
(1) Massachusetts 79, (12) Arkansas 63	East RS (Atlanta, Ga.)	3/21
(8) Georgia 81, (9) Clemson 74	West 1st Rd (Albuquerque, N.M.)	3/14
(4) Georgia 76, (1) Purdue 69	West 2nd Rd (Albuquerque, N.M.)	3/16
(4) Syracuse 83, (8) Georgia 81*	West RS (Denver, Colo.)	3/21
(1) Kentucky 110, (16) San Jose State 72	Midwest 1st Rd (Dallas, Texas)	3/14
(1) Kentucky 84, (9) Virginia Tech 60	Midwest 1st Rd (Dallas, Texas)	3/16
(1) Kentucky 101, (4) Utah 70	Midwest RS (Minneapolis, Minn.)	3/21
(1) Kentucky 83, (2) Wake Forest 63	Midwest RF (Minneapolis, Minn.)	3/23
(1) Kentucky 81, (1) Massachusetts 74	National Semis (East Rutherford, N.J.)	3/30
(1) Kentucky 77, (4) Syracuse 69	National Final (East Rutherford, N.J.)	4/1
(5) Mississippi State 58, (12) VCU 51	Southeast 1st Rd (Indianapolis, Ind.)	3/14
(5) Mississippi State 63, (13) Princeton 41	Southeast 2nd Rd (Indianapolis, Ind.)	3/16
(5) Mississippi State 60, (1) Connecticut 55	Southeast RS (Lexington, Ky.)	3/22
(5) Mississippi State 73, (2) Cincinnati 63	Southeast RF (Lexington, Ky.)	3/24
(4) Syracuse 77, (5) Mississippi State 69	National Semis (East Rutherford, N.J.)	3/30

1997

(14) UT-Chattanooga 73, (3) Georgia 70	Southeast 1st Rd (Charlotte, N.C.)	3/14
(1) Kentucky 92, (16) Montana 54	West 1st Rd (Salt Lake City, Utah)	3/13
(1) Kentucky 75, (8) Iowa 69	West 2nd Rd (Salt Lake City, Utah)	3/15
(1) Kentucky 83, (4) St. Joseph's 68	West RS (San Jose, Calif.)	3/20
(1) Kentucky 72, (2) Utah 59	West RF (San Jose, Calif.)	3/22
(1) Kentucky 78, (1) Minnesota 69	National Semis (Indianapolis, Ind.)	3/29
(4) Arizona 84, (1) Kentucky 79	National Finals (Indianapolis, Ind.)	3/31
(9) Temple 62, (8) Ole Miss 40	Midwest 1st Rd (Kansas City, Mo.)	3/14
(15) Coppin St. 78, (2) South Carolina 65	East 1st Rd (Pittsburgh, Pa.)	3/14
(7) Xavier 80, (10) Vanderbilt 68	Midwest 1st Rd (Auburn Hills, Mich.)	3/13

1998

(6) Arkansas 74, (11) Nebraska 65	West 1st Rd (Boise, Idaho)	3/12
(3) Utah 75, (6) Arkansas 69	West 2nd Rd (Boise, Idaho)	3/14
(2) Kentucky 82, (15) South Carolina St. 67	South 1st Rd (Atlanta, Ga.)	3/13
(2) Kentucky 88, (10) Saint Louis 61	South 2nd Rd (Atlanta, Ga.)	3/15
(2) Kentucky 94, (6) UCLA 68	South RS (St. Petersburg, Fla.)	3/20
(2) Kentucky 86, (1) Duke 84	South RF (St. Petersburg, Fla.)	3/22
(2) Kentucky 86, (3) Stanford 85*	National Semis (San Antonio, Texas)	3/28
(2) Kentucky 78, (3) Utah 69	National Finals (San Antonio, Texas)	3/30
(13) Valparaiso 70, (4) Ole Miss 69	Midwest 1st Rd (Oklahoma City, Okla.)	3/13
(14) Richmond 62, (3) South Carolina 61	East 1st Rd (Washington, D.C.)	3/12
(9) Illinois State 82, (8) Tennessee 81*	West 1st Rd (Sacramento, Calif.)	3/12

1999

(4) Arkansas 94, (13) Siena 80	West 1st Rd (Denver, Co.)	3/11
(5) Iowa 82, (4) Arkansas 72	West 2nd Rd (Denver, Co.)	3/13
(1) Auburn 80, (16) Winthrop 41	South 1st Rd (Indianapolis, Ind.)	3/11
(1) Auburn 81, (9) Oklahoma State 74	South 2nd Rd (Indianapolis, Ind.)	3/13
(4) Ohio State 72, (1) Auburn 64	South Regional Semifinal (Knoxville, Tenn.)	3/18
(6) Florida 75, (11) Pennsylvania 61	West 1st Rd (Seattle, Wash.)	3/11
(6) Florida 82, (14) Weber State 74*	West 2nd Rd (Seattle, Wash.)	3/13
(10) Gonzaga 73, (6) Florida 72	West RS (Phoenix, Ariz.)	3/18
(3) Kentucky 82, (14) New Mexico State 60	Midwest 1st Rd (New Orleans, La.)	3/12
(3) Kentucky 92, (6) Kansas 88*	Midwest 2nd Rd (New Orleans, La.)	3/14
(3) Kentucky 58, (10) Miami (Ohio) 43	Midwest RS (St. Louis, Mo.)	3/19
(1) Michigan State 73, (3) Kentucky 66	Midwest RF (St. Louis, Mo.)	3/21
(9) Ole Miss 72, (8) Villanova 70	Midwest 1st Rd (Milwaukee, Wis.)	3/12
(1) Michigan State 74, (9) Ole Miss 66	Midwest 2nd Rd (Milwaukee, Wis.)	3/14
(9) New Mexico 61, ^ (8) Missouri 59	West 1st Rd (Denver, Colo.)	3/11
(4) Tennessee 62, (13) Delaware 52	East 1st Rd (Charlotte, N.C.)	3/12
(12) SW Missouri St. 81, (4) Tennessee 51	East 2nd Rd (Charlotte, N.C.)	3/14

2000

(6) Miami, Fla. 75, (11) Arkansas 71	South 1st Rd (Nashville, Tenn.)	3/17
(7) Auburn 72, (10) Creighton 69	Midwest 1st Rd (Minneapolis, Minn.)	3/16
(2) Iowa State 79, (7) Auburn 60	Midwest 2nd Rd (Minneapolis, Minn.)	3/18
(5) Florida 69, (12) Butler 68*	East 1st Rd (Winston-Salem, N.C.)	3/17
(5) Florida 93, (4) Illinois 76	East 2nd Rd (Winston-Salem, N.C.)	3/19
(5) Florida 87, (1) Duke 78	East RS (Syracuse, N.Y.)	3/24
(5) Florida 77, (3) Oklahoma State 65	East RF (Syracuse, N.Y.)	3/26
(5) Florida 71, (8) North Carolina 59	National Semis (Indianapolis, Ind.)	4/1
(1) Michigan State 89, (5) Florida 76	National Championship (Indianapolis, Ind.)	4/3
(5) Kentucky 85, (12) St. Bonaventure 80**	Midwest 1st Rd (Cleveland, Ohio)	3/16
(4) Syracuse 52, (5) Kentucky 50	Midwest 2nd Rd (Cleveland, Ohio)	3/18
(4) LSU 64, (13) SE Missouri State 61	West 1st Rd (Salt Lake City, Utah)	3/16
(4) LSU 72, (5) Texas 67	West 2nd Rd (Salt Lake City, Utah)	3/18
(8) Wisconsin 61, (4) LSU 48	West RS (Albuquerque, N.M.)	3/23
(8) North Carolina 84, ^ (9) Missouri 70	South 1st Rd (Birmingham, Ala.)	3/17
(4) Tennessee 63, (13) La.-Lafayette 58	South 1st Rd (Birmingham, Ala.)	3/17
(4) Tennessee 65, (5) Connecticut 51	South 2nd Rd (Birmingham, Ala.)	3/19
(8) North Carolina 74, (4) Tennessee 69	South RS (Austin, Texas)	3/24

2001

(10) Georgetown 63, (7) Arkansas 61	West 1st Rd (Boise, Id.)	3/15
(3) Florida 69, (14) Western Kentucky 56	South 1st Rd (New Orleans, La.)	3/16
(11) Temple 75, (3) Florida 54	South 2nd Rd (New Orleans, La.)	3/18
(9) Missouri 70, (8) Georgia 68	East 1st Rd (Greensboro, N.C.)	3/15
(2) Kentucky 72, (15) Holy Cross 68	East 1st Rd (Long Island, N.Y.)	3/15
(2) Kentucky 92, (7) Iowa 79	East 2nd Rd (Long Island, N.Y.)	3/17
(6) Southern Cal 80, (2) Kentucky 76	East Semifinals (Philadelphia, Pa.)	3/22
(3) Ole Miss 72, (14) Iowa 70	Midwest 1st Rd (Kansas City, Mo.)	3/16
(3) Ole Miss 59, (6) Notre Dame 56	Midwest 2nd Rd (Kansas City, Mo.)	3/18
(2) Arizona 66, (3) Ole Miss 66	Midwest RS (San Antonio, Texas)	3/23
^ (9) Missouri 70, (8) Georgia 68	East 1st Rd (Greensboro, N.C.)	3/15
(1) Duke 94, ^ (9) Missouri 81	East 2nd Rd (Greensboro, N.C.)	3/17
(9) Charlotte 70, (8) Tennessee 63	Midwest 1st Rd (Dayton, Ohio)	3/16

2002

(2) Alabama 86, (15) Florida Atlantic 78	South 1st Rd (Greenville, S.C.)	3/15
(10) Kent State 71, (2) Alabama 58	South 2nd Rd (Greenville, S.C.)	3/16
(12) Creighton 83, (5) Florida 82	Midwest 1st Rd (Chicago, Ill.)	3/15
(3) Georgia 85, (14) Murray State 68	East 1st Rd (Chicago, Ill.)	3/15
(11) Southern Illinois 77, (3) Georgia 75	East 2nd Rd (Chicago, Ill.)	3/17
(4) Kentucky 83, (13) Valparaiso 68	East 1st Rd (St. Louis, Mo.)	3/14
(4) Kentucky 87, (12) Tulsa 82	East 2nd Rd (St. Louis, Mo.)	3/16
(1) Maryland 78, (4) Kentucky 68	East RS (Syracuse, N.Y.)	3/22
(8) UCLA 80, (9) Ole Miss 58	West 1st Rd (Pittsburgh, Pa.)	3/15
(3) Mississippi St. 70, (14) McNeese St. 58	Midwest 1st Rd (Dallas, Texas)	3/15
(6) Texas 68, (3) Mississippi St. 64	Midwest 2nd Rd (Dallas, Texas)	3/17
^ (12) Missouri 93, (5) Miami, Fla. 80	West 1st Rd (Albuquerque, N.M.)	3/14
^ (12) Missouri 83, (4) Ohio State 67	West 2nd Rd (Albuquerque, N.M.)	3/16
^ (12) Missouri 82, (8) UCLA 73	West RS (San Jose, Calif.)	3/21
(2) Oklahoma 81, ^ (12) Missouri 75	West RF (San Jose, Calif.)	3/23

2003

(7) Indiana 67, (10) Alabama 62	Midwest 1st Rd (Boston, Mass.)	3/21
(10) Auburn 65, (7) St. Joseph's 63*	East 1st Rd (Tampa, Fla.)	3/21
(10) Auburn 68, (2) Wake Forest 62	East 2nd Rd (Tampa, Fla.)	3/23
(3) Syracuse 79, (10) Auburn 78	East Semifinals (Albany, N.Y.)	3/28
(2) Florida 85, (15) Sam Houston St. 55	South 1st Rd (Tampa, Fla.)	3/21
(7) Michigan State 68, (2) Florida 46	South 2nd Rd (Tampa, Fla.)	3/23
(1) Kentucky 95, (16) IUPUI 64	Midwest 1st Rd (Nashville, Tenn.)	3/21
(1) Kentucky 74, (9) Utah 54	Midwest 2nd Rd (Nashville, Tenn.)	3/23
(1) Kentucky 63, (5) Wisconsin 57	Midwest RS (Minneapolis, Minn.)	3/27
(3) Marquette 83, (1) Kentucky 69	Midwest RF (Minneapolis, Minn.)	3/29
(9) Purdue 80, (8) LSU 56	South 1st Rd (Birmingham, Ala.)	3/21
(12) Butler 47, (5) Mississippi St. 46	East 1st Rd (Birmingham, Ala.)	3/21
^ (6) Missouri 72, (11) Southern Illinois 71	Midwest 1st Rd (Indianapolis, Ind.)	3/20
(3) Marquette 101, ^ (6) Missouri 92*	Midwest 2nd Rd (Indianapolis, Ind.)	3/22

2004

(8) Alabama 65, (9) Southern Illinois 64	Phoenix 1st Rd (Seattle, Wash.)	3/18
(8) Alabama 70, (1) Stanford 67	Phoenix 2nd Rd (Seattle, Wash.)	3/20
(8) Alabama 80, (5) Syracuse 71	Phoenix RS (Phoenix, Ariz.)	3/25
(2) Connecticut 87, (8) Alabama 71	Phoenix RF (Phoenix, Ariz.)	3/27
(12) Manhattan 75, (5) Florida 60	East Rutherford 1st Rd (Raleigh, N.C.)	3/18
(1) Kentucky 96, (16) Florida A&M 76	St. Louis 1st Rd (Columbus, Ohio)	3/19
(9) UAB 76, (1) Kentucky 75	St. Louis 2nd Rd (Columbus, Ohio)	3/21
(2) Mississippi St. 85, (15) Monmouth 52	Atlanta 1st Rd (Orlando, Fla.)	3/19
(7) Xavier 89, (2) Mississippi St. 74	Atlanta 2nd Rd (Orlando, Fla.)	3/21
(7) Memphis 59, (10) South Carolina 43	1st Rd (Kansas City, Mo.)	3/19
(6) Vanderbilt 71, (11) Western Mich. 58	Phoenix 1st Rd (Orlando, Fla.)	3/19
(6) Vanderbilt 75, (3) N.C. State 73	Phoenix 2nd Rd (Orlando, Fla.)	3/21
(2) Connecticut 73, (6) Vanderbilt 53	Phoenix RS (Phoenix, Ariz.)	3/25

2005

(12) Wisc.-Milwaukee 83, (5) Alabama 73	Chicago 1st Rd (Cleveland, Ohio)	3/17
(4) Florida 67, (13) Ohio 62	Syracuse 1st Rd (Nashville, Tenn.)	3/18
(5) Villanova 76, (4) Florida 65	Syracuse 2nd Rd (Nashville, Tenn.)	3/20
(2) Kentucky 72, (15) Eastern Kentucky 64	Austin 1st Rd (Indianapolis, Ind.)	3/17
(2) Kentucky 69, (7) Cincinnati 60	Austin 2nd Rd (Indianapolis, Ind.)	3/19
(2) Kentucky 62, (6) Utah 52	Austin RS (Austin, Texas)	3/25
(5) Michigan State 94, (2) Kentucky 88**	Austin RF (Austin, Texas)	3/27
(11) UAB 82, (6) LSU 68	Chicago 1st Rd (Boise, Idaho)	3/17
(9) Mississippi St. 93, (8) Stanford 70	Austin 1st Rd (Charlotte, N.C.)	3/18
(1) Duke 63, (9) Mississippi St. 55	Austin 2nd Rd (Charlotte, N.C.)	3/20

NCAA TOURNAMENT RESULTS



2006

(10) Alabama 90, (7) Marquette 85	Oakland 1st Rd (San Diego, Calif.)	3/16
(2) UCLA 62, (10) Alabama 59	Oakland 2nd Rd (San Diego, Calif.)	3/18
(9) Bucknell 59, (8) Arkansas 55	Oakland 1st Rd (Dallas, Texas)	3/17
(3) Florida 76, (14) South Alabama 50	Minneapolis 1st Rd (Jacksonville, Fla.)	3/16
(3) Florida 82, (11) Wisc.-Milwaukee 60	Minneapolis 2nd Rd (Jacksonville, Fla.)	3/18
(3) Florida 57 (7) Georgetown 53	Minneapolis RS (Minneapolis, Minn.)	3/24
(3) Florida 75, (1) Villanova 62	Minneapolis RF (Minneapolis, Minn.)	3/26
(3) Florida 73, (11) George Mason 58	National Semis (Indianapolis, Ind.)	4/1
(3) Florida 73, (2) UCLA 57	National Championship (Indianapolis, Ind.)	4/3
(8) Kentucky 69, (9) UAB 64	Washington, D.C. 1st Rd (Philadelphia, Pa.)	3/17
(1) Connecticut 87, (8) Kentucky 83	Washington, D.C. 2nd Rd (Philadelphia, Pa.)	3/19
(4) LSU 80, (13) Iona 64	Atlanta 1st Rd (Jacksonville, Fla.)	3/16
(4) LSU 58, (12) Texas A&M 57	Atlanta 2nd Rd (Jacksonville, Fla.)	3/18
(4) LSU 62, (1) Duke 54	Atlanta RS (Atlanta, Ga.)	3/23
(4) LSU 70, (2) Texas 60*	Atlanta RF (Atlanta, Ga.)	3/25
(2) UCLA 59, (4) LSU 45	National Semis (Indianapolis, Ind.)	4/1
(2) Tennessee 63, (15) Winthrop 61	Washington, D.C. 1st Rd (Greensboro, N.C.)	3/16
(7) Wichita State 80, (2) Tennessee 73	Washington, D.C. 2nd Rd (Greensboro, N.C.)	3/18
^(12) Texas A&M 66, (5) Syracuse 58	Atlanta 1st Rd (Jacksonville, Fla.)	3/16
(4) LSU 58, ^ (12) Texas A&M 57	Atlanta 2nd Rd (Jacksonville, Fla.)	3/18

2007

(5) Southern Cal 77, (12) Arkansas 60	East 1st Rd (Spokane, Wash.)	3/16
(1) Florida 112, (16) Jackson State 69	Midwest 1st Rd (New Orleans, La.)	3/16
(1) Florida 74, (9) Purdue 67	Midwest 2nd Rd (New Orleans, La.)	3/18
(1) Florida 65, (5) Butler 57	Midwest RS (St. Louis, Mo.)	3/23
(1) Florida 85, (3) Oregon 77	Midwest RF (St. Louis, Mo.)	3/25
(1) Florida 76, (2) UCLA 66	National Semis (Atlanta, Ga.)	3/31
(1) Florida 84, (1) Ohio State 75	National Championship (Atlanta, Ga.)	4/2
(8) Kentucky 67, (9) Villanova 58	West 1st Rd (Chicago, Ill.)	3/16
(1) Kansas 88, (8) Kentucky 76	West 2nd Rd (Chicago, Ill.)	3/18
(5) Tennessee 121, (12) Long Beach St. 86	South 1st Rd (Columbus, Ohio)	3/16
(5) Tennessee 77, (4) Virginia 74	South 2nd Rd (Columbus, Ohio)	3/18
(1) Ohio State 85, (5) Tennessee 84	South RS (San Antonio, Texas)	3/22
^(3) Texas A&M 68, (14) Penn 52	South 1st Rd (Lexington, Ky.)	3/15
^(3) Texas A&M 72, (6) Louisville 69	South 2nd Rd (Lexington, Ky.)	3/17
(2) Memphis 65, ^ (3) Texas A&M 64	South RS (San Antonio, Texas)	3/22
(6) Vanderbilt 77, (1) Geo. Wash. 44	East 1st Rd (Sacramento, Calif.)	3/15
(6) Vanderbilt 78, (3) Wichita State 74**	East 2nd Rd (Sacramento, Calif.)	3/17
(2) Georgetown 66, (6) Vanderbilt 65	East RS (East Rutherford, N.J.)	3/23

2008

(8) Arkansas 86, (9) Indiana 72	East 1st Rd (Raleigh, N.C.)	3/21
(1) North Carolina 108, (8) Arkansas 77	East 2nd Rd (Raleigh, N.C.)	3/23
(3) Xavier 73, (14) Georgia 61	West 1st Rd (Washington, DC)	3/20
(6) Marquette 74, (11) Kentucky 66	South 1st Rd (Anaheim, Calif.)	3/20
(8) Mississippi St. 76, (9) Oregon 69	South 1st Rd (Little Rock, Ark.)	3/21
(1) Memphis 77, (8) Mississippi St. 74	South 2nd Rd (Little Rock, Ark.)	3/23
(2) Tennessee 72, (15) American 57	East 1st Rd (Birmingham, Ala.)	3/21
(2) Tennessee 76, (7) Butler 71*	East 2nd Rd (Birmingham, Ala.)	3/23
(3) Louisville 79, (2) Tennessee 60	East RS (Charlotte, N.C.)	3/27
^(9) Texas A&M 67, (8) BYU 62	West 1st Rd (Anaheim, Calif.)	3/20
(1) UCLA 51, ^ (9) Texas A&M 49	West 2nd Rd (Anaheim, Calif.)	3/22
(13) Siena 83, (4) Vanderbilt 62	Midwest 1st Rd (Tampa, Fla.)	3/21

2009

(8) LSU 75, (9) Butler 71	South 1st Rd (Greensboro, N.C.)	3/19
(1) North Carolina 84, (8) LSU 70	South 2nd Rd (Greensboro, N.C.)	3/21
(4) Washington 71, (13) Mississippi St. 58	West 1st Rd (Portland, Ore.)	3/19
^(3) Missouri 78, (14) Cornell 59	West 1st Rd (Boise, Idaho)	3/20
^(3) Missouri 83, (6) Marquette 79	West 2nd Rd (Boise, Idaho)	3/22
^(3) Missouri 102, (2) Memphis 91	West RS (Glendale, Ariz.)	3/26
(1) Connecticut 82, ^ (3) Missouri 75	West RF (Glendale, Ariz.)	3/28
(8) Oklahoma State 77, (9) Tennessee 75	East 1st Rd (Dayton, Ohio)	3/20
^(9) Texas A&M 79, (8) BYU 66	East 1st Rd (Philadelphia, Pa.)	3/19
(1) Connecticut 92, ^ (9) Texas A&M 66	East 2nd Rd (Philadelphia, Pa.)	3/21

2010

(7) BYU 99, (10) Florida 92**	West 1st Rd (Oklahoma City, Okla.)	3/18
(1) Kentucky 100, (16) E. Tenn. St. 71	East 1st Rd (New Orleans, La.)	3/18
(1) Kentucky 90, (9) Wake Forest 60	East 2nd Rd (New Orleans, La.)	3/20
(1) Kentucky 62, (12) Cornell 45	East RS (Syracuse, N.Y.)	3/25
(2) West Virginia 73, (1) Kentucky 66	East RF (Syracuse N.Y.)	3/27
^(10) Missouri 86, (7) Clemson 78	East 1st Rd (Buffalo, N.Y.)	3/19
(2) West Virginia 68, ^ (10) Missouri 59	East 2nd Rd (Buffalo, N.Y.)	3/21
(6) Tennessee 62, (11) San Diego State 59	Midwest 1st Rd (Providence, R.I.)	3/18
(6) Tennessee 83, (14) Ohio 68	Midwest 2nd Rd (Providence, R.I.)	3/20
(6) Tennessee 76, (2) Ohio State 73	Midwest RS (St. Louis, Mo.)	3/26
(5) Michigan State 70, (6) Tennessee 69	Midwest RF (St. Louis, Mo.)	3/28
^(5) Texas A&M 69, (12) Utah State 53	South 1st Rd (Spokane, Wash.)	3/19
(4) Purdue 63, ^ (5) Texas A&M 61*	South 2nd Rd (Spokane, Wash.)	3/21
(13) Murray State 66, (4) Vanderbilt 65	West 1st Rd (San Jose, Calif.)	3/18

2011

(2) Florida 79, (15) UC Santa Barbara 51	Southeast 2nd Rd (Tampa, Fla.)	3/17
(2) Florida 73, (7) UCLA 65	Southeast 3rd Rd (Tampa, Fla.)	3/19
(2) Florida 83, (3) BYU 74*	Southeast RS (New Orleans, La.)	3/24
(8) Butler 74, (2) Florida 71*	Southeast RF (New Orleans, La.)	3/26
(7) Washington 68, (10) Georgia 65	East 2nd Rd (Charlotte, N.C.)	3/18
(4) Kentucky 59, (13) Princeton 57	East 2nd Rd (Tampa, Fla.)	3/17
(4) Kentucky 71, (5) West Virginia 63	East 3rd Rd (Tampa, Fla.)	3/19
(4) Kentucky 62, (1) Ohio State 60	East RS (Newark, N.J.)	3/25
(4) Kentucky 76, (2) North Carolina 69	East RF (Newark, N.J.)	3/27
(3) Connecticut 56, (4) Kentucky 55	National Semis (Houston, Texas)	4/2
(6) Cincinnati 78, ^ (11) Missouri 63	West Region 2nd Rd (Washington, DC)	3/17
(8) Michigan 76, (9) Tennessee 45	West 2nd Rd (Charlotte, N.C.)	3/18
(10) Florida State 57, ^ (7) Texas A&M 50	Southwest 2nd Rd (Chicago, Ill.)	3/18
(12) Richmond 69, (5) Vanderbilt 66	Southwest 2nd Rd (Denver, Colo.)	3/17

2012

(8) Creighton 58, (9) Alabama 57	Midwest 2nd Rd (Greensboro, N.C.)	3/16
(7) Florida 71, (10) Virginia 45	West 2nd Rd (Omaha, Neb.)	3/16
(7) Florida 84, (15) Norfolk State 50	West 3rd Rd (Omaha, Neb.)	3/18
(7) Florida 68, (3) Marquette 58	West RS (Phoenix, Ariz.)	3/22
(4) Louisville 72, (7) Florida 68	West RF (Phoenix, Ariz.)	3/24
(1) Kentucky 81, (16) Western Kentucky 66	South 2nd Rd (Louisville, Ky.)	3/15
(1) Kentucky 87, (8) Iowa State 71	South 3rd Rd (Louisville, Ky.)	3/17
(1) Kentucky 102, (4) Indiana 90	South RS (Atlanta, Ga.)	3/23
(1) Kentucky 82, (3) Baylor 70	South RF (Atlanta, Ga.)	3/25
(1) Kentucky 69, (4) Louisville 61	National Semis (New Orleans, La.)	3/31
(1) Kentucky 67, (2) Kansas 59	National Finals (New Orleans, La.)	4/2
(15) Norfolk State 86, ^ (2) Missouri 84	West 2nd Rd (Omaha, Neb.)	3/16
(5) Vanderbilt 70, (12) Harvard 70	East 2nd Rd (Albuquerque, N.M.)	3/15
(4) Wisconsin 60, (5) Vanderbilt 57	East 3rd Rd (Albuquerque, N.M.)	3/17

2013

(3) Florida 79, (14) Northwestern State 47	South 2nd Rd (Austin, Texas)	3/22
(3) Florida 78, (11) Minnesota 64	South 3rd Rd (Austin, Texas)	3/14
(3) Florida 62, (15) Fla. Gulf Coast 50	South RS (Arlington, Texas)	3/29
(4) Michigan 79, (3) Florida 59	South RF (Arlington, Texas)	3/31
(12) Ole Miss 57, (5) Wisconsin 46	West 2nd Rd (Kansas City, Mo.)	3/22
(13) LaSalle 76, (12) Ole Miss 74	West 3rd Rd (Kansas City, Mo.)	3/24
(8) Colorado State 84, ^ (9) Missouri 72	Midwest 2nd Rd (Lexington, Ky.)	3/21

2014

(1) Florida 67, (16) Albany 55	South 2nd Rd (Orlando, Fla.)	3/20
(1) Florida 61, (9) Pittsburgh 45	South 3rd Round (Orlando, Fla.)	3/22
(1) Florida 79, (4) UCLA 68	South RS (Memphis, Tenn.)	3/27
(1) Florida 62, (11) Dayton	South RF (Memphis, Tenn.)	3/29
(7) Connecticut 63, (1) Florida 53	National Semis (North Texas)	4/5
(8) Kentucky 56, (9) Kansas State 49	Midwest 2nd Rd (St. Louis, Mo.)	3/21
(8) Kentucky 78, (1) Wichita State 76	Midwest 3rd Rd (St. Louis, Mo.)	3/23
(8) Kentucky 74, (4) Louisville 69	Midwest RS (Indianapolis, Ind.)	3/28
(8) Kentucky 75, (2) Michigan State 72	Midwest RF (Indianapolis, Ind.)	3/30
(8) Kentucky 74, (2) Wisconsin 73	National Semis (North Texas)	4/5
(7) Connecticut 60, (8) Kentucky 54	National Finals (North Texas)	4/7
(11) Tennessee 78, (11) Iowa 65*	Midwest 1st Rd (Dayton, Ohio)	3/19
(11) Tennessee 86, (6) UMass 67	Midwest 2nd Rd (Raleigh, N.C.)	3/21
(11) Tennessee 83, (14) Mercer 63	Midwest 3rd Rd (Raleigh, N.C.)	3/23
(2) Michigan 73, (11) Tennessee 71	Midwest RS (Indianapolis, Ind.)	3/28



NCAA TOURNAMENT RESULTS

2015

(5) Arkansas 56, (12) Wofford 53	West 2nd Rd (Jacksonville, Fla.)	3/19
(4) North Carolina 87, (5) Arkansas 78	West 3rd Rd (Jacksonville, Fla.)	3/21
(7) Michigan State 70, (10) Georgia 63	East 2nd Rd (Charlotte, N.C.)	3/20
(1) Kentucky 79, (16) Hampton 56	Midwest 2nd Rd (Louisville, Ky.)	3/19
(1) Kentucky 64, (8) Cincinnati 51	Midwest 3rd Rd (Louisville, Ky.)	3/21
(1) Kentucky 78, (5) West Virginia 39	Midwest RS (Cleveland, Ohio)	3/26
(1) Kentucky 68, (3) Notre Dame 66	Midwest RF (Cleveland, Ohio)	3/28
(1) Wisconsin 71, (1) Kentucky 64	National Semifinal (Indianapolis, Ind.)	4/4
(8) NC State 66, (9) LSU 65	East 2nd Rd (Pittsburgh, Pa.)	3/19
(11) Ole Miss 94, (11) BYU 90	West 1st Rd (Dayton, Ohio)	3/17
(6) Xavier 76, (11) Ole Miss 57	West 2nd Rd (Jacksonville, Fla.)	3/19

2016

(4) Kentucky 85, (13) Stony Brook 57	East 1st Rd (Des Moines, Iowa)	3/17
(5) Indiana 73 (4) Kentucky 67	East 2nd Rd (Des Moines, Iowa)	3/19
(3) Texas A&M 92, (14) Green Bay 65	West 1st Rd (Oklahoma City, Okla.)	3/18
(3) Texas A&M 92, (11) Northern Iowa 88**	West 2nd Rd (Oklahoma City, Okla.)	3/20
(2) Oklahoma 77, (3) Texas A&M 63	West RS (Anaheim, Calif.)	3/24
(11) Wichita State 70, (11) Vanderbilt 50	South First Four (Dayton, Ohio)	3/15

2017

(8) Arkansas 77, (9) Seton Hall 71	South 1st Rd (Greenville, S.C.)	3/17
(1) North Carolina 72, (8) Arkansas 65	South 2nd Rd (Greenville, S.C.)	3/19
(4) Florida 80, (13) East Tennessee State 65	East 1st Rd (Orlando, Fla.)	3/16
(4) Florida 65, (5) Virginia 39	East 2nd Rd (Orlando, Fla.)	3/18
(4) Florida 84, (8) Wisconsin 83 ot	East RS (New York, N.Y.)	3/24
(7) South Carolina 77, (4) Florida 70	East RF (New York, N.Y.)	3/26
(2) Kentucky 79, (15) Northern Ky. 70	South 1st Rd (Indianapolis, Ind.)	3/17
(2) Kentucky 65, (10) Wichita State 62	South 2nd Rd (Indianapolis, Ind.)	3/19
(2) Kentucky 86, (3) UCLA 75	South RS (Memphis, Tenn.)	3/24
(1) North Carolina 75, (2) Kentucky 73	South RF (Memphis, Tenn.)	3/26
(7) South Carolina 93, (10) Marquette 73	East 1st Rd (Greenville, S.C.)	3/17
(7) South Carolina 88, (2) Duke 81	East 2nd Rd (Greenville, S.C.)	3/19
(7) South Carolina 70, (3) Baylor 50	East RS (New York, N.Y.)	3/24
(7) South Carolina 77, (4) Florida 70	East RF (New York, N.Y.)	3/26
(1) Gonzaga 77, (7) South Carolina 73	National Semifinal (Glendale, Ariz.)	4/1
(8) Northwestern 68, (9) Vanderbilt 66	West 1st Rd (Salt Lake City, Utah)	3/16

2018

(9) Alabama 86, (8) Virginia Tech 83	East 1st Rd (Pittsburgh, Pa.)	3/15
(1) Villanova 81, (9) Alabama 58	East 2nd Rd (Pittsburgh, Pa.)	3/17
(10) Butler 79, (7) Arkansas 62	East 1st Rd (Detroit, Mich.)	3/16
(4) Auburn 62, (13) Col. of Charleston 58	Midwest 1st Rd (San Diego, Calif.)	3/16
(5) Clemson 84, (4) Auburn 53	Midwest 2nd Rd (San Diego, Calif.)	3/18
(6) Florida 77, (11) St. Bonaventure 62	East 1st Rd (Dallas, Texas)	3/15
(3) Texas Tech 69, (6) Florida 66	East 2nd Rd (Dallas, Texas)	3/17
(5) Kentucky 78, (12) Davidson 73	South 1st Rd (Boise, Idaho)	3/15
(5) Kentucky 95, (13) Buffalo 75	South 2nd Rd (Boise, Idaho)	3/17
(9) Kansas St. 61, (5) Kentucky 58	South RS (Atlanta, Ga.)	3/22
(9) Florida State 67, (8) Missouri 54	West 1st Rd (Nashville, Tenn.)	3/16
(3) Tennessee 73, (14) Wright State 47	South 1st Rd (Dallas, Texas)	3/15
(11) Loyola Chicago 63, (3) Tennessee 62	South 2nd Rd (Dallas, Texas)	3/17
(7) Texas A&M 73, (10) Providence 69	West 1st Rd (Charlotte, N.C.)	3/16
(7) Texas A&M 86, (2) North Carolina 65	West 2nd Rd (Charlotte, N.C.)	3/18
(3) Michigan 99, (7) Texas A&M 72	West RS (Los Angeles, Calif.)	3/22

2019

(5) Auburn 78, (12) New Mexico St. 77	Midwest 1st Rd (Salt Lake City, Utah)	3/21
(5) Auburn 89, (4) Kansas 75	Midwest 2nd Rd (Salt Lake City, Utah)	3/23
(5) Auburn 97, (1) North Carolina 80	Midwest RS (Kansas City, Mo.)	3/29
(5) Auburn 77, (2) Kentucky 71 ot	Midwest RF (Kansas City, Mo.)	3/30
(1) Virginia 63, (5) Auburn 62	National Semifinals (Minneapolis, Minn.)	4/6
(10) Florida 70, (7) Nevada 61	West 1st Rd (Des Moines, Iowa)	3/21
(2) Michigan 64, (10) Florida 49	West 2nd Rd (Des Moines, Iowa)	3/23
(2) Kentucky 79, (15) Abilene Christian 44	Midwest 1st Rd (Jacksonville, Fla.)	3/21
(2) Kentucky 62, (7) Wofford 56	Midwest 2nd Rd (Jacksonville, Fla.)	3/23
(2) Kentucky 62, (3) Houston 58	Midwest RS (Kansas City, Mo.)	3/29
(5) Auburn 77, (2) Kentucky 71 ot	Midwest RF (Kansas City, Mo.)	3/30
(3) LSU 79, (14) Yale 74	East 1st Rd (Jacksonville, Fla.)	3/21
(3) LSU 69, (6) Maryland 67	East 2nd Rd (Jacksonville, Fla.)	3/23
(2) Michigan St. 80, (3) LSU 63	East RS (Washington, D.C.)	3/29
(9) Oklahoma 95, (8) Ole Miss 72	South 1st Rd (Columbia, S.C.)	3/22
(12) Liberty 80, (5) Mississippi State 76	East 1st Rd (San Jose, Calif.)	3/22
(2) Tennessee 77, (15) Colgate 70	South 1st Rd (Columbus, Ohio)	3/22
(2) Tennessee 83, (10) Iowa 77 ot	South 2d Rd (Columbus, Ohio)	3/24
(3) Purdue 99, (2) Tennessee 94 ot	South RS (Louisville, Ky.)	3/28

2020

No tournament held due to the COVID-19 pandemic

(Seed) - Began in 1979

Participation vacated by NCAA

^ Participation before team was a member of the SEC

RC Regional Consolation

RS Regional Semifinal

RF Regional Final

Tournament Field: Eight teams 1939-50; 16 teams 1951-52; 22 teams 1953; 24 teams 1954-55; 25 teams 1956; 23 teams 1957; 24 teams 1958; 23 teams 1959; 25 teams 1960; 24 teams 1961; 25 teams 1962-64; 23 teams 1965; 22 teams 1966; 23 teams 1967-68; 25 teams 1969-74; 32 teams 1976-78; 40 teams 1979; 48 teams 1980-82; 52 teams 1983; 53 teams 1984; 64 teams 1985-2000; 65 teams 2001-10; 68 teams 2011-present

NCAA TOURNAMENT COACHES

Alabama#	App.	W	L	Pct	CH	RU	FF	RF	RS
C.M. Newton (1975, 76)	2	1	2	.333	0	0	0	0	1
Wimp Sanderson# (1982, 83, 84, 85, 86, 87#, 89, 90, 91, 92)	9	10	9	.529	0	0	0	0	5#
David Hobbs (1994, 95)	2	2	2	.500	0	0	0	0	0
Mark Gottfried (2002, 03, 04, 05, 06)	5	5	5	.500	0	0	0	1	1
Anthony Grant (2012)	1	0	1	.000	0	0	0	0	0
Avery Johnson (2018)	1	1	1	.500	0	0	0	0	0

Arkansas*	App.	W	L	Pct	CH	RU	FF	RF	RS
Eugene Lambert (1945, 49)	2	2	2	.500	0	0	0	1	2
Glen Rose (1941, 58)	2	1	3	.250	0	0	0	1	2
Eddie Sutton (1977, 78, 79, 80, 81, 82, 83, 84, 85)	9	10	9	.526	0	0	1	2	4
Nolan Richardson* (1988, 89, 90, 91, 92, 93, 94, 95, 96, 98, 99, 00, 01)	13	26	12	.684	1	1	2	3	5
Stan Heath (2006, 07)	2	0	2	.000	0	0	0	0	0
John Pelphrey (2008)	1	1	1	.500	0	0	0	0	0
Mike Anderson (2015, 17, 18)	3	2	3	.400	0	0	0	0	0

Auburn	App.	W	L	Pct	CH	RU	FF	RF	RS
Sonny Smith (1984, 85, 86, 87, 88)	5	7	5	.583	0	0	0	1	2
Cliff Ellis (1999, 00, 03)	3	5	3	.625	0	0	0	0	2
Bruce Pearl (2018, 19)	2	5	2	.714	0	0	1	1	1

Florida#	App.	W	L	Pct	CH	RU	FF	RF	RS
Norm Sloan# (1987#, 88#, 89)	1	0	1	.000	0	0	0	0	0#
Lon Kruger (1994, 95)	2	4	2	.667	0	0	1	1	1
Billy Donovan (1999, 00, 01, 02, 03, 04, 05, 06, 07, 10, 11, 12, 13, 14)	14	35	12	.745	2	1	4	7	8
Mike White (2017, 18, 19)	3	5	3	.625	0	0	0	1	1

Georgia#	App.	W	L	Pct	CH	RU	FF	RF	RS
Hugh Durham# (1983, 85#, 87, 90, 91)	4	3	4	.429	0	0	1	1	1
Tubby Smith (1996, 97)	2	2	2	.500	0	0	0	0	1
Jim Harrick# (2001, 02#)	1	0	1	.000	0	0	0	0	0
Dennis Felton (2008)	1	0	1	.000	0	0	0	0	0
Mark Fox (2011, 15)	2	0	2	.000	0	0	0	0	0

Kentucky#	App.	W	L	Pct	CH	RU	FF	RF	RS
Adolph Rupp (1942, 45, 48, 49, 51, 52, 54, 55, 57, 58, 59, 61, 62, 64, 66, 68, 69, 70, 71, 72)	20	30	18	.600	4	1	6	14	20
Joe B. Hall (1973, 75, 77, 78, 80, 81, 82, 83, 84, 85)	10	20	9	.690	1	1	3	6	8
Eddie Sutton# (1986, 87#, 88)	2	3	2	.600	0	0	0	1	1#
Rick Pitino (1992, 93, 94, 95, 96, 97)	6	22	5	.815	1	1	3	5	5
Tubby Smith (1998, 99, 00, 01, 02, 03, 04, 05, 06, 07)	10	23	9	.719	1	0	1	4	6
Billy Gillispie (2008)	1	0	1	.000	0	0	0	0	0
John Calipari (2010, 11, 12, 14, 15, 16, 17, 19)	9	31	8	.795	1	1	4	7	8

LSU	App.	W	L	Pct	CH	RU	FF	RF	RS
Harry Rabenhorst (1953, 54)	2	2	4	.333	0	0	1	1	2
Dale Brown (1979, 80, 81, 84, 85, 86, 87, 88, 89, 90, 91, 92, 93)	13	15	14	.517	0	0	2	4	5
John Brady (2000, 03, 05, 06)	4	6	4	.600	0	0	1	1	2
Trent Johnson (2009)	1	1	1	.500	0	0	0	0	0
Johnny Jones (2015)	1	0	1	.000	0	0	0	0	0
Will Wade (2019)	1	2	1	.667	0	0	0	0	1

Ole Miss	App.	W	L	Pct	CH	RU	FF	RF	RS
Bob Weltlich (1981)	1	0	1	.000	0	0	0	0	0
Rob Evans (1997, 98)	2	0	2	.000	0	0	0	0	0
Rod Barnes (1999, 01, 02)	3	3	3	.500	0	0	0	0	1
Andy Kennedy (2013, 15)	2	2	2	.500	0	0	0	0	0
Kermit Davis (2019)	1	0	1	.000	0	0	0	0	0

Mississippi State	App.	W	L	Pct	CH	RU	FF	RF	RS
Babe McCarthy (1963)	1	1	1	.500	0	0	0	0	1
Richard Williams (1991, 96)	3	6	3	.667	0	0	1	1	2
Rick Stansbury (2002, 03, 04, 05, 08, 09)	6	4	6	.400	0	0	0	0	0
Ben Howland (2019)	1	0	1	.000	0	0	0	0	0

Missouri%	App.	W	L	Pct	CH	RU	FF	RF	RS
George Edwards (1944)	1	1	1	.500	0	0	0	0	0
Norm Stewart (1976, 78, 80, 81, 82, 83, 86, 87, 88, 89, 90, 92, 93, 94, 95, 99)	16	12	16	.429	0	0	0	2	5
Quin Snyder (2000, 01, 02, 03)	4	5	4	.556	0	0	0	1	1
Mike Anderson (2009, 10, 11)	3	4	3	.571	0	0	0	1	1
Frank Haith (2012, 13)	2	0	2	.000	0	0	0	0	0
Cuonzo Martin (2018)	1	0	1	.000	0	0	0	0	0

South Carolina	App.	W	L	Pct	CH	RU	FF	RF	RS
Frank McGuire (1971, 72, 73, 74)	4	4	5	.444	0	0	0	0	3
George Felton (1989)	1	0	1	.000	0	0	0	0	0
Eddie Fogler (1997, 98)	2	0	2	.000	0	0	0	0	0
Dave Odom (2004)	1	0	1	.000	0	0	0	0	0
Frank Martin (2017)	1	4	1	.800	0	0	1	1	1

Tennessee	App.	W	L	Pct	CH	RU	FF	RF	RS
Ray Mears (1967, 76, 77)	3	0	4	.000	0	0	0	0	1
Don DeVoe (1979, 80, 81, 82, 83, 89)	6	5	6	.455	0	0	0	0	1
Jerry Green (1998, 99, 00, 01)	4	3	4	.429	0	0	0	0	1
Bruce Pearl (2006, 07, 08, 09, 10, 11)	6	8	6	.571	0	0	0	1	3
Cuonzo Martin (2014)	1	3	1	.750	0	0	0	0	1
Rick Barnes (2018, 19)	2	3	1	.750	0	0	0	0	1

Texas A&M^	App.	W	L	Pct	CH	RU	FF	RF	RS
John Floyd (1951)	1	0	1	.000	0	0	0	0	0
Shelby Metcalf (1964, 69, 75, 80, 87)	5	3	6	.333	0	0	0	0	1
Billy Gillispie (2006, 07)	2	3	2	.600	0	0	0	0	1
Mark Turgeon (2008, 09, 10, 11)	4	3	4	.571	0	0	0	0	0
Billy Kennedy (2016, 18)	2	4	2	.667	0	0	0	0	2

Vanderbilt	App.	W	L	Pct	CH	RU	FF	RF	RS
Roy Skinner (1965, 74)	2	1	3	.250	0	0	0	1	2
C.M. Newton (1988, 89)	2	2	2	.500	0	0	0	0	1
Eddie Fogler (1991, 93)	2	2	2	.500	0	0	0	0	1
Jan van Breda Kolff (1997)	1	0	1	.000	0	0	0	0	0
Kevin Stallings (2004, 07, 08, 10, 11, 12, 16)	7	5	7	.417	0	0	0	0	2
Bryce Drew (2017)	1	0	1	.000	0	0	0	0	0

Former Member Georgia Tech	App.	W	L	Pct	CH	RU	FF	RF	RS
Whack Hyder (1960)	1	1	1	.500	0	0	0	1	1

* Prior to the 1991-92 season, Arkansas competed in the Southwest Conference
 % Prior to the 2013-14 season, Missouri competed in the Big 8 and Big 12 conferences
 ^ Prior to the 2013-14 season, Texas A&M competed in the Southwest and Big 12 conferences
 # Records reflect NCAA Tournament games that were later vacated. On-the-court records: Sanderson 12-10 (.545) in 10 app.; Durham 4-5 (.444) in 5 app.; Sloan 3-3 (.500) in 3 app.; Harrick 1-2 in 2 app.
 CH - Championships; RU - Runner-up; FF - Final Four; RF - Regional Finals; RS - Regional Semifinals



NATIONAL INVITATION TOURNAMENT

SEC In The National Invitation Tournament

Team	App	Won	Lost	Pct	Semis	Titles	2nd	3rd	4th	Appearances
Alabama	16	24	19	.558	6	0	2	1	3	1973 (4th), 77 (4th), 79 (3rd), 80, 81, 93, 96 (4th), 99, 01 (2nd), 07, 11 (2nd), 13, 15, 16, 17, 19
Arkansas	4	6	5	.545	1	0	0	0	1	1987, 97 (4th), 14, 19
Auburn	6	4	6	.400	0	0	0	0	0	1993, 95, 96, 98, 01, 09
Florida	10	13	12	.520	3	0	0	1	2	1969, 84, 85, 86 (4th), 92 (4th), 93, 98, 08 (3rd), 09, 16
Georgia	14	13	14	.482	2	0	0	2	0	1981, 82 (3rd), 84, 86, 88, 93, 95, 98 (3rd), 99, 04, 07, 14, 16, 17
Kentucky	9	13	7	.650	4	2	1	1	0	1944 (3rd), 46 (1st), 47 (2nd), 49, 50, 76 (1st), 79, 09, 13
LSU	8	5	9	.357	1	0	0	0	1	1970 (4th), 82, 83, 02, 04, 12, 14, 18
Ole Miss	12	15	12	.556	2	0	0	2	0	1980, 82, 83, 87, 89, 00, 07, 08 (3rd), 10 (3rd), 11, 12, 17
Mississippi State	9	10	9	.526	2	0	1	1	0	1979, 90, 94, 99, 01, 07, 10, 12, 18
Missouri	8	2	8	.200	0	0	0	0	0	1972, 73, 85, 96, 98, 04, 05, 14
South Carolina	12	22	10	.688	3	2	1	0	0	1969, 75, 78, 83, 91, 96, 01, 02 (2nd), 05 (1st), 06 (1st), 09, 16
Tennessee	13	13	13	.500	2	0	0	2	0	1945, 69 (3rd), 71, 84, 85 (3rd), 88, 90, 92, 96, 03, 04, 12, 13
Texas A&M	7	7	7	.500	0	0	0	0	0	1979, 82, 85, 86, 94, 05, 15
Vanderbilt	12	20	11	.645	2	1	1	0	0	1983, 87, 90 (1st), 92, 94, 96, 98, 00, 02, 05, 06, 15

SEC Year-By-Year In The NIT

YEAR	W-L	PCT.	NIT TEAMS
1944	2-1	.667	1 (UK 2-1)
1945	0-1	.000	1 (UT 0-1)
1946	3-0	1.000	1 (UK 3-0)
1947	2-1	.667	1 (UK 2-1)
1949	0-1	.000	1 (UK 0-1)
1950	0-1	.000	1 (UK 0-1)
1969	3-2	.600	2 (UF 0-1, UT 3-1)
1970	2-2	.500	1 (LS 2-2)
1971	1-1	.500	1 (UT 1-1)
1973	2-2	.500	1 (UA 2-2)
1976	4-0	1.000	1 (UK 4-0)
1977	2-2	.500	1 (UA 2-2)
1979	4-3	.571	3 (UA 4-1, UK 0-1, MS 0-1)
1980	2-2	.500	2 (UA 1-1, UM 1-1)
1981	2-2	.500	2 (UA 1-1, UG 1-1)
1982	4-3	.571	3 (UG 3-1, LS 0-1, UM 1-1)
1983	3-3	.500	3 (LS 0-1, UM 2-1, VU 1-1)
1984	2-3	.400	3 (UF 0-1, UG 0-1, UT 2-1)
1985	4-2	.667	2 (UF 0-1, UT 4-1)
1986	4-3	.571	2 (UF 3-2, UG 1-1)
1987	2-2	.500	2 (UM 0-1, VU 2-1)
1988	1-2	.333	2 (UG 1-1, UT 0-1)
1989	0-1	.000	1 (UM 0-1)
1990	7-2	.778	3 (MS 1-1, UT 1-1, VU 5-0)

YEAR	W-L	PCT.	NIT TEAMS
1992	4-4	.500	3 (UF 3-2, UT 1-1, VU 0-1)
1993	0-4	.000	4 (UA 0-1, AU 0-1, UF 0-1, UG 0-1)
1994	4-2	.667	2 (MS 0-1, VU 4-1)
1995	0-2	.000	2 (AU 0-1, UG 0-1)
1996	6-6	.500	5 (UA 3-2, AU 0-1, SC 2-1, UT 0-1, VU 1-1)
1997	3-2	.600	1 (AR 3-2)
1998	7-4	.636	4 (AU 1-1, UF 0-1, UG 4-1, VU 2-1)
1999	0-3	.000	3 (UA 0-1, UG 0-1, MS 0-1)
2000	2-2	.500	2 (UM 2-1, VU 0-1)
2001	7-4	.636	4 (UA 4-1, AU 1-1, MS 2-1, SC 0-1)
2002	6-3	.667	3 (LS 1-1, SC 4-1, VU 1-1)
2003	0-1	.000	1 (UT 0-1)
2004	0-3	.000	3 (UG 0-1, LS 0-1, UT 0-1)
2005	7-1	.875	2 (SC 5-0, VU 2-1)
2006	5-1	.833	2 (SC 5-0, VU 0-1)
2007	5-4	.556	4 (UA 0-1, UG 1-1, UM 1-1, MS 3-1)
2008	6-2	.750	2 (UF 3-1, UM 3-1)
2009	6-4	.600	4 (AU 2-1, UF 2-1, UK 2-1, SC 0-1)

YEAR	W-L	PCT.	NIT TEAMS
2010	4-2	.667	2 (UM 3-1, MS 1-1)
2011	4-2	.667	2 (UA 4-1, UM 0-1)
2012	1-4	.200	4 (LS 0-1, UM 0-1, MS 0-1, UT 1-1)
2013	2-3	.400	3 (UA 2-1, UK 0-1, UT 0-1)
2014	4-4	.500	4 (AR 1-1, UG 1-1, LS 1-1, MO 1-1)
2015	4-3	.571	3 (UA 1-1, AM 1-1, VU 2-1)
2016	4-4	.500	4 (UA 0-1, UF 2-1, UG 1-1, SC 1-1)
2017	2-3	.400	3 (UA 0-1, UG 0-1, UM 2-1)
2018	4-2	.667	2 (LS 1-1, MS 3-1)
2019	1-2	.333	2 (UA 0-1, AR 1-1)

1944

Kentucky 46, Utah 38	Quarterfinals (New York City)
St. John's (NY) 48, Kentucky 45	Semifinals (New York City)
Kentucky 45, Oklahoma St. 29	Third Place (New York City)

1945

Rhode Island 51, Tennessee 44	Quarterfinals (New York City)
-------------------------------	-------------------------------

1946

Kentucky 77, Arizona 53	Quarterfinals (New York City)
Kentucky 59, West Virginia 51	Semifinals (New York City)
Kentucky 46, Rhode Island 45	Championship (New York City)

1947

Kentucky 66, LIU Brooklyn 62	Quarterfinals (New York City)
Kentucky 60, NC State 42	Semifinals (New York City)
Utah 49, Kentucky 45	Championship (New York City)

1949

Loyola Chicago 61, Kentucky 56	Quarterfinals (New York City)
--------------------------------	-------------------------------

1950

CCNY 89, Kentucky 50	Quarterfinals (New York City)
----------------------	-------------------------------

1969

Temple 82, Florida 66	1st Rd (New York City)
South Carolina 72, Southern Ill. 63	1st Rd (New York City)
Army West Point 59, South Carolina 45	Quarterfinals (New York City)
Tennessee 67, Rutgers 51	1st Rd (New York City)
Tennessee 75, Ohio 64	Quarterfinals (New York City)
Temple 63, Tennessee 58	Semifinals (New York City)
Tennessee 64, Army West Point 52	Third Place (New York City)

1970

LSU 83, Georgetown 82	1st Rd (New York City)
LSU 97, Oklahoma 94	Quarterfinals (New York City)
Marquette 101, LSU 79	Semifinals (New York City)
Army West Point 75, LSU 68	Third Place (New York City)

1971

Tennessee 84, St. John's (NY) 83**	1st Rd (New York City)
Duke 78, Tennessee 64	Quarterfinals (New York City)

1972

St. John's (NY) 82, ^Missouri 81*	1st Rd (New York City)
-----------------------------------	------------------------

1973

Alabama 87, Manhattan 86	1st Rd (New York City)
Alabama 69, Minnesota 65	Quarterfinals (New York City)
Virginia Tech 74, Alabama 73	Semifinals (New York City)
North Carolina 88, Alabama 69	Third Place (New York City)
Massachusetts 78, ^Missouri 71	1st Rd (New York City)

1975

South Carolina 71, UConn 61	1st Rd (New York City)
Princeton 86, South Carolina 67	Quarterfinals (New York City)

1976

Kentucky 67, Niagara 61	1st Rd (New York City)
Kentucky 81, Kansas St. 78	Quarterfinals (New York City)
Kentucky 79, Providence 78	Semifinals (New York City)
Kentucky 71, Charlotte 67	Championship (New York City)

1977

Alabama 86, Memphis 63	1st Rd (Birmingham, Ala.)
Alabama 79, Virginia Tech 72	Quarterfinals (New York City)
Houston 82, Alabama 76	Semifinals (New York City)
Villanova 102, Alabama 89	Third Place (New York City)

1978

NC State 82, ^South Carolina 70	1st Rd (Raleigh, N.C.)
---------------------------------	------------------------

1979

Alabama 98, St. Bonaventure 89	1st Rd (Birmingham, Ala.)
Alabama 90, Virginia 88	2nd Rd (Birmingham, Ala.)
Alabama 72, Texas A&M 68	3rd Rd (Houston, Texas/The Summit)
Purdue 87, Alabama 68	Semifinals (New York City)
Alabama 96, Ohio St. 86	Third Place (New York City)
Clemson 68, Kentucky 67*	1st Rd (Lexington, Ky.)
Alcorn St. 80, Mississippi St. 78	1st Rd (Starkville, Miss.)
^Texas A&M 79, New Mexico 68	1st Rd (Albuquerque, N.M.)
^Texas A&M 67, Nevada 64	2nd Rd (Reno, Nev.)
Alabama 72, ^Texas A&M 68	3rd Rd (Houston, Texas/The Summit)

1980

Alabama 53, Penn St. 49	1st Rd (Birmingham, Ala.)
Murray St. 70, Alabama 62	2nd Rd (Tuscaloosa, Ala.)
Ole Miss 76, Grambling 74	1st Rd (Oxford, Miss.)
Minnesota 58, Ole Miss 56	2nd Rd (Minneapolis, Minn.)

1981

Alabama 73, St. John's (NY) 69*	1st Rd (Jamaica, N.Y.)
Duke 75, Alabama 70	2nd Rd (Durham, N.C.)
Georgia 74, Old Dominion 60	1st Rd (Athens, Ga.)
South Ala. 73, Georgia 72	2nd Rd (Athens, Ga.)

1982

Georgia 73, Temple 60	1st Rd (Athens, Ga.)
Georgia 83, Maryland 69	2nd Rd (Athens, Ga.)
Georgia 90, Virginia Tech 73	3rd Rd (Athens, Ga.)
Purdue 61, Georgia 60	Semifinals (New York City)
Tulane 83, LSU 72	1st Rd (Baton Rouge, La.)
Ole Miss 53, Clemson 49	1st Rd (at Clemson, S.C.)
Virginia Tech 61, Ole Miss 59	2nd Rd (Oxford, Miss.)
^Texas A&M 60, Lamar University 58	1st Rd (College Station, Texas)
^Texas A&M 69, Washington 65	2nd Rd (Seattle, Wash.)
Purdue 86, ^Texas A&M 68	3rd Rd (West Lafayette, Ind.)

1983

New Orleans 99, LSU 94*	1st Rd (Baton Rouge, La.)
Ole Miss 65, South Fla. 57,	2nd Rd (Oxford, Miss.)
Ole Miss 87, Alabama St. 75	1st Rd (Oxford, Miss.)
DePaul 75, Ole Miss 67	2nd Rd (Chicago, Ill.)
^South Carolina 100, Old Dominion 90	1st Rd (Columbia, S.C.)
^South Carolina 75, Virginia Tech 68	2nd Rd (Columbia, S.C.)
Wake Forest 78, ^South Carolina 61	2nd Rd (Greensboro, N.C.)
Vanderbilt 79, ETSU 74	1st Rd (Nashville, Tenn.)
Wake Forest 75, Vanderbilt 68	2nd Rd (Nashville, Tenn.)

1984

South Ala. 88, Florida 87	1st Rd (Mobile, Ala.)
Chattanooga 74, Georgia 69*	1st Rd (Chattanooga, Tenn.)
Tennessee 54, Saint Peter's 40	1st Rd (Knoxville, Tenn.)
Tennessee 68, Chattanooga 66	2nd Rd (Knoxville, Tenn.)
Virginia Tech 72, Tennessee 68	3rd Rd (Blacksburg, Va.)

1985

SW Louisiana 65, Florida 64	1st Rd (Lafayette, La.)
Saint Joseph's 68, ^Missouri 67	1st Rd (Columbia, Mo.)
Tennessee 65, Tennessee Tech 62	1st Rd (Cookeville, Tenn.)
Tennessee 73, SW Louisiana 72	2nd Rd (Knoxville, Tenn.)
Tennessee 61, Virginia Tech 54	3rd Rd (Knoxville, Tenn.)
Indiana 74, Tennessee 67	Semifinals (New York City)
Tennessee 100, Louisville 84	Third Place (New York City)
New Mexico 80, ^Texas A&M 67	1st Rd (Albuquerque, N.M.)

1986

Florida 81, Southern Miss. 71	1st Rd (Gainesville, Fla.)
Florida 77, TCU 75	2nd Rd (Gainesville, Fla.)
Florida 54, Missouri St. 53	3rd Rd (Gainesville, Fla.)
Wyoming 67, Florida 58	Semifinals (New York City)
Louisiana Tech 67, Florida 62	Third Place (New York City)
Georgia 95, Chattanooga 81	1st Rd (Chattanooga, Tenn.)
Clemson 77, Georgia 65	2nd Rd (Athens, Ga.)
Wyoming 79, ^Texas A&M 70	1st Rd (Laramie, Wyo.)



NIT RESULTS

1987

^ Arkansas 67, Arkansas St. 64	1st Rd (Fayetteville, Ark.)
Nebraska 78, ^ Arkansas 71	2nd Rd (Lincoln, Neb.)
Southern Miss. 93, Ole Miss 75	1st Rd (Hattiesburg, Miss.)
Vanderbilt 74, Jacksonville 72	1st Rd (Nashville, Tenn.)
Vanderbilt 109, Florida St. 92	2nd Rd (Nashville, Tenn.)
Southern Miss. 95, Vanderbilt 88	3rd Rd (Nashville, Tenn.)

1988

Georgia 53, Ga. Southern 48	1st Rd (Athens, Ga.)
Middle Tenn. 69, Georgia 54	2nd Rd (Murfreesboro, Tenn.)
Middle Tenn. 85, Tennessee 80	1st Rd (Murfreesboro, Tenn.)

1989

St. John's (NY) 70, Ole Miss 67	1st Rd (Jamaica, N.Y.)
---------------------------------	------------------------

1990

Mississippi St. 84, Baylor 75	1st Rd (Starkville, Miss.)
New Orleans 65, Mississippi St. 60	2nd Rd (New Orleans, La.)
Tennessee 73, Memphis 71	1st Rd (Memphis, Tenn.)
Vanderbilt 89, Tennessee 85	2nd Rd (Nashville, Tenn.)
Vanderbilt 98, Louisiana Tech 90*	1st Rd (Nashville, Tenn.)
Vanderbilt 89, Tennessee 85	2nd Rd (Nashville, Tenn.)
Vanderbilt 88, New Orleans 85	3rd Rd (Nashville, Tenn.)
Vanderbilt 75, Penn St. 62	Semifinals (New York City)
Vanderbilt 74, Saint Louis 72	Championship (New York City)

1991

^ South Carolina 69, George Washington 63	1st Rd (Columbia, S.C.)
Siena 63, ^ South Carolina 58	2nd Rd (Loudonville, N.Y.)

1992

Florida 66, Richmond 52	1st Rd (Gainesville, Fla.)
Florida 77, Pittsburgh 74	2nd Rd (Pittsburgh, Pa.)
Florida 74, Purdue 67	3rd Rd (Indianapolis, Ind./Market Square Arena)
Virginia 62, Florida 56	Semifinals (New York City)
Utah 81, Florida 78	Third Place (New York City)
Tennessee 71, UAB 68	1st Rd (Knoxville, Tenn.)
Virginia 77, Tennessee 52	2nd Rd (Charlottesville, Va.)
Rhode Island 68, Vanderbilt 63	1st Rd (Nashville, Tenn.)

1993

UAB 58, Alabama 56	1st Rd (Tuscaloosa, Ala.)
Clemson 84, Auburn 72	1st Rd (Clemson, S.C.)
Minnesota 74, Florida 66	1st Rd (Minneapolis, Minn.)
West Virginia 95, Georgia 84	1st Rd (Morgantown, W.Va.)

1994

Kansas St. 78, Mississippi St. 69	1st Rd (Manhattan, Kan.)
New Orleans 79, ^ Texas A&M 73	1st Rd (New Orleans, La.)
Vanderbilt 77, Oklahoma 67	1st Rd (Norman, Okla.)
Vanderbilt 78, New Orleans 59	2nd Rd (Nashville, Tenn.)
Vanderbilt 89, Clemson 74	3rd Rd (Nashville, Tenn.)
Vanderbilt 82, Kansas St. 76	Semifinals (New York City)
Villanova 80, Vanderbilt 73	Third Place (New York City)

1995

Marquette 68, Auburn 61	1st Rd (Auburn, Ala.)
Nebraska 69, Georgia 61	1st Rd (Lincoln, Neb.)

1996

Alabama 72, Illinois 69	1st Rd (Champaign, Ill.)
Alabama 72, ^ Missouri 49	2nd Rd (Tuscaloosa, Ala.)
Alabama 68, South Carolina 67	3rd Rd (Columbia, S.C.)
Saint Joseph's 74, Alabama 69*	Semifinals (New York City)
Tulane 87, Alabama 76	Third Place (New York City)
Tulane 87, Auburn 73	1st Rd (Auburn, Ala.)
^ Missouri 89, Murray St. 85	1st Rd (Columbia, Mo.)
Alabama 72, ^ Missouri 49	2nd Rd (Tuscaloosa, Ala.)
South Carolina 100, Davidson 73	1st Rd (Columbia, S.C.)
South Carolina 80, Vanderbilt 70	2nd Rd (Columbia, S.C.)
Alabama 68, South Carolina 67	3rd Rd (Columbia, S.C.)
Col. of Charleston 55, Tennessee 49	1st Rd (Knoxville, Tenn.)
Vanderbilt 86, Little Rock 80	1st Rd (Nashville, Tenn.)
South Carolina 80, Vanderbilt 70	2nd Rd (Columbia, S.C.)

1997

Arkansas 101, Northern Ariz. 75	1st Rd (Fayetteville, Ark.)
Arkansas 76, Pittsburgh 71	2nd Rd (Fayetteville, Ark.)
Arkansas 86, UNLV 73	3rd Rd (Fayetteville, Ark.)
Michigan 77, Arkansas 62	Semifinals (New York City)
UConn 74, Arkansas 64	Third Place (New York City)

1998

Auburn 77, Southern Miss. 62	1st Rd (Auburn, Ala.)
Marquette 75, Auburn 60	2nd Rd (Milwaukee, Wis.)
Georgetown 71, Florida 69	1st Rd (Gainesville, Fla.)
Georgia 100, Iowa 93	1st Rd (Iowa City, Iowa)
Georgia 61, NC State 55	2nd Rd (Raleigh, N.C.)
Georgia 79, Vanderbilt 65	3rd Rd (Athens, Ga.)
Penn St. 66, Georgia 60	Semifinals (New York City)
Georgia 95, Fresno St. 79	Third Place (New York City)
UAB 93, ^ Missouri 86	1st Rd (Columbia, Mo.)
Vanderbilt 73, St. Bonaventure 61	1st Rd (Nashville, Tenn.)
Vanderbilt 72, Wake Forest 68	2nd Rd (Winston-Salem, N.C.)
Georgia 79, Vanderbilt 65	3rd Rd (Athens, Ga.)

1999

Wake Forest 73, Alabama 57	1st Rd (Winston-Salem, N.C.)
Clemson 77, Georgia 57	1st Rd (Clemson, S.C.)
Colorado St. 69, Mississippi St. 56	1st Rd (Fort Collins, Colo.)

2000

Ole Miss 62, Charlotte 45	1st Rd (Oxford, Miss.)
Ole Miss 70, Missouri St. 48	2nd Rd (Oxford, Miss.)
NC State 77, Ole Miss 54	3rd Rd (Raleigh, N.C.)
Wake Forest 83, Vanderbilt 68	1st Rd (Nashville, Tenn.)

2001

Alabama 85, Seton Hall 79	1st Rd (Tuscaloosa, Ala.)
Alabama 79, Toledo 69	2nd Rd (Tuscaloosa, Ala.)
Alabama 85, Purdue 77**	3rd Rd (West Lafayette, Ind.)
Alabama 74, Detroit Mercy 63	Semifinals (New York City)
Tulsa 79, Alabama 60	Championship (New York City)
Auburn 60, Miami (FL) 58	1st Rd (Auburn, Ala.)
Purdue 79, Auburn 61	2nd Rd (West Lafayette, Ind.)
Mississippi St. 75, Southern Miss. 68	1st Rd (Starkville, Miss.)
Mississippi St. 66, Pittsburgh 61	2nd Rd (Pittsburgh, Pa.)
Tulsa 77, Mississippi St. 75	3rd Rd (Starkville, Miss.)
UConn 72, South Carolina 65	1st Rd (Storrs, Conn.)

2002

LSU 63, Iowa 61	1st Rd (Iowa City, Iowa)
Ball St. 75, LSU 65	2nd Rd (Baton Rouge, La.)
South Carolina 74, Virginia 6	1st Rd (Charlottesville, Va.)
South Carolina 75, UNLV 65	2nd Rd (Las Vegas, Nev.)
South Carolina 82, Ball St. 47	3rd Rd (Columbia, S.C.)
South Carolina 66, Syracuse 59	Semifinals (New York City)
Memphis 72, South Carolina 62	Championship (New York City)
Vanderbilt 59, Houston 50	Opening Rd (Nashville, Tenn.)
Louisiana Tech 83, Vanderbilt 68	1st Rd (Ruston, La.)

2003

Georgetown 70, Tennessee 60	1st Rd (Knoxville, Tenn.)
-----------------------------	---------------------------

2004

Iowa St. 82, Georgia 74	1st Rd (Ames, Iowa)
Oklahoma 70, LSU 61	1st Rd (Norman, Okla.)
Michigan 65, ^ Missouri 64	1st Rd (Ann Arbor, Mich)
George Mason 58, Tennessee 55	Opening Rd (Fairfax, Va.)

2005

DePaul 75, ^ Missouri 70	1st Rd (Columbia, Mo.)
South Carolina 69, Miami (FL) 67	1st Rd (Columbia, S.C.)
South Carolina 77, UNLV 66	2nd Rd (Columbia, S.C.)
South Carolina 69, Georgetown 66	3rd Rd (Columbia, S.C.)
South Carolina 75, Maryland 67	Semifinals (New York City)
South Carolina 60, Saint Joseph's 57	Championship (New York City)
^ Texas A&M 82, Clemson 74	1st Rd (College Station, Texas)
^ Texas A&M 75, DePaul 72	2nd Rd (Rosemont, Ill.)
Saint Joseph's 58, ^ Texas A&M 51	3rd Rd (College Station, Texas)
Vanderbilt 67, Indiana 60	1st Rd (Bloomington, Ind.)
Vanderbilt 65, Wichita St. 63	2nd Rd (Nashville, Tenn.)
Memphis 81, Vanderbilt 68	3rd Rd (Memphis, Tenn.)

2006

South Carolina 74, Western Ky. 55	1st Rd (Columbia, S.C.)
South Carolina 69, Florida St. 68*	2nd Rd (Tallahassee, Fla.)
South Carolina 65, Cincinnati 62	3rd Rd (Cincinnati, Ohio)
South Carolina 78, Louisville 63	
South Carolina 76, Michigan 64	Championship (New York City)
Notre Dame 79, Vanderbilt 69	1st Rd (Notre Dame, Ind.)

2007

Massachusetts 89, Alabama 87*	1st Rd (Amherst, Mass.)
Georgia 88, Fresno St. 78	1st Rd (Athens, Ga.)
Air Force 83, Georgia 52	2nd Rd (Colorado Springs, Colo.)
Ole Miss 73, Appalachian St. 59	1st Rd (Oxford, Miss.)
Clemson 89, Ole Miss 68	2nd Rd (Clemson, S.C.)
Mississippi St. 82, Mississippi Valley St. 63	1st Rd (Starkville, Miss.)
Mississippi St. 101, Bradley 72	2nd Rd (Starkville, Miss.)
Mississippi St. 86, Florida St. 71	3rd Rd (Starkville, Miss.)
West Virginia 63, Mississippi St. 62	Semifinals (New York City)

2008

Florida 73, San Diego St. 49	1st Rd (Gainesville, Fla.)
Florida 82, Creighton 54	2nd Rd (Gainesville, Fla.)
Florida 70, Arizona St. 57	3rd Rd (Tempe, Ariz.)
Massachusetts 78, Florida 66	Semifinals (New York City)
Ole Miss 83, UC Santa Barbara 68	1st Rd (Oxford, Miss.)
Ole Miss 85, Nebraska 75*	2nd Rd (Oxford, Miss.)
Ole Miss 81, Virginia Tech 72	3rd Rd (Blacksburg, Va.)
Ohio St. 81, Ole Miss 69	Semifinals (New York City)

2009

Auburn 87, UT Martin 82	1st Rd (Auburn, Ala.)
Auburn 74, Tulsa 55	2nd Rd (Auburn, Ala.)
Baylor 74, Auburn 72	3rd Rd (Auburn, Ala.)
Florida 84, Jacksonville 62	1st Rd (Gainesville, Fla.)
Florida 74, Miami (FL) 60	2nd Rd (Gainesville, Fla.)
Penn St. 71, Florida 62	3rd Rd (Gainesville, Fla.)
Kentucky 70, UNLV 60	1st Rd (Lexington, Ky.)
Kentucky 65, Creighton 63	2nd Rd (Omaha, Neb.)
Notre Dame 77, Kentucky 67	3rd Rd (South Bend, Ind.)
Davidson 70, South Carolina, 63	1st Rd (Columbia, S.C.)

2010

Ole Miss 84, Troy 65	1st Rd (Oxford, Miss.)
Ole Miss 90, Memphis 81	2nd Rd (Oxford, Miss.)
Ole Miss 90, Texas Tech 87**	3rd Rd (Oxford, Miss.)
Dayton 68, Ole Miss 63	Semifinals (New York City)
Mississippi St. 81, Jackson St. 67	1st Rd (Starkville, Miss.)
North Carolina 76, Mississippi St. 74	2nd Rd (Starkville, Miss.)

2011

Alabama 68, Coastal Caro. 44	1st Rd (Tuscaloosa, Ala.)
Alabama 74, New Mexico 67	2nd Rd (Tuscaloosa, Ala.)
Alabama 79, Miami (FL) 64	3rd Rd (Tuscaloosa, Ala.)
Alabama 62, Colorado 61	Semifinals (New York City)
Wichita St. 66, Alabama 57	Championship (New York City)
California 77, Ole Miss 74	1st Rd (Berkeley, Calif.)

2012

Oregon 96, LSU 76	1st Rd (Eugene, Ore.)
Illinois St. 96, Ole Miss 93*	1st Rd (Oxford, Miss.)
Massachusetts 101, Mississippi St. 96**	1st Rd (Starkville, Miss.)
Tennessee 65, Savannah St. 51	1st Rd (Knoxville, Tenn.)
Middle Tenn. 71, Tennessee 64	2nd Rd (Knoxville, Tenn.)

2013

Alabama 62, Northeastern 43	1st Rd (Tuscaloosa, Ala.)
Alabama 66, Stanford 54	2nd Rd (Tuscaloosa, Ala.)
Maryland 58, Alabama 57	3rd Rd (Tuscaloosa, Ala.)
Robert Morris 59, Kentucky 57	1st Rd (Moon Township, Pa.)
Mercer 75, Tennessee 67	1st Rd (Knoxville, Tenn.)

2014

Arkansas 91, Indiana St. 71	1st Rd (Fayetteville, Ark.)
California 75, Arkansas 64	2nd Rd (Berkeley, Calif.)
Georgia 63, Vermont 56	1st Rd (Athens, Ga.)
Louisiana Tech 79, Georgia 71	2nd Rd (Athens, Ga.)
LSU 71, San Francisco 63	1st Rd (San Francisco, Calif.)
SMU 80, LSU 67	2nd Rd (Dallas, Texas)
Missouri 85, Davidson 77	1st Rd (Columbia, Mo.)
Southern Miss. 71, Missouri 63	2nd Rd (Columbia, Mo.)

2015

Alabama 79, Illinois 58	1st Rd (Tuscaloosa, Ala.)
Miami (FL) 73, Alabama 66	2nd Rd (Miami, Fla.)
Texas A&M 81, Montana 64	1st Rd (College Station, Texas)
Louisiana Tech 84, Texas A&M 72	2nd Rd (College Station, Texas)
Vanderbilt 75, Saint Mary's (CA) 64	1st Rd (Moraga, Calif.)
Vanderbilt 92, South Dakota St. 77	2nd Rd (Nashville, Tenn.)
Stanford 78, Vanderbilt 75	3rd Rd (Palo Alto, Calif.)

2016

Creighton 72, Alabama 54	1st Rd (Omaha, Neb.)
Florida 97, North Florida 68	1st Rd (Jacksonville, Fla.)
Florida 74, Ohio St. 63	2nd Rd (Columbus, Ohio)
George Washington 82, Florida 77	2nd Rd (Washington, D.C.)
Georgia 93, Belmont 84	1st Rd (Athens, Ga.)
Saint Mary's (CA) 77, Georgia 65	2nd Rd (Moraga, Calif.)
South Carolina 88, High Point 66	1st Rd (Columbia, S.C.)
Georgia Tech 83, South Carolina 66	2nd Rd (Columbia, S.C.)

2017

Richmond 71, Alabama 64	1st Rd (Tuscaloosa, Ala.)
Belmont 78, Georgia 69	1st Rd (Athens, Ga.)
Ole Miss 91, Monmouth 83	1st Rd (West Long Branch, N.J.)
Ole Miss 85, Syracuse 80	2nd Rd (Syracuse, N.Y.)
Georgia Tech 74, Ole Miss 66	3rd Rd (Oxford, Miss.)

2018

LSU 84, UL-Lafayette 76	1st Rd (Baton Rouge, La.)
Utah 95, LSU 71	2nd Rd (Salt Lake City, Utah)
Mississippi State 66, Nebraska 59	1st Rd (Starkville, Miss.)
Mississippi State 78, Baylor 77	2nd Rd (Waco, Texas)
Mississippi State 79, Louisville 56	3rd Rd (Louisville, Ky.)
Penn State 75, Mississippi State 60	Semifinals (New York City)

2019

Norfolk St. 80, Alabama 79 ot	1st Rd (Tuscaloosa, Ala.)
Arkansas 84, Providence 72	1st Rd (Providence, R.I.)
Indiana 63, Arkansas 60	2nd Rd (Bloomington, Ind.)

2020

No tournament held due to the COVID-19 pandemic

^ Participation was before team was a member of the SEC

* - overtime ** - double overtime

Tournament Field: Six teams 1938-40 Eight teams 1941-48 12 teams 1949-64 14 teams 1965-67 16 teams 1968-78 24 teams 1979 32 teams 1980-2001, 2007-Present 40 Teams 2002-2006



SEC IN THE FINAL NATIONAL POLLS

Year	AP	UPI	Year	AP	UPI	Year	AP	USAT	Year	AP	USAT
1949			1968			1983			2008		
Kentucky	1		Kentucky	5	5	Arkansas ^	9	9	Tennessee	5	7
Tulane	9		Vanderbilt	-	13	Missouri ^	10	12	Vanderbilt	19	25
1950			1969			Kentucky	12	10	2009		
Kentucky	3		Kentucky	7	5	Georgia	18	15	Missouri ^	9	8
1951			South Carolina ^	13	20	1984			LSU	21	17
Kentucky	1	1	1970			Kentucky	3	3	2010		
Texas A&M ^	-	18	Kentucky	1	1	Arkansas ^	8	7	Kentucky	2	5
1952			South Carolina ^	6	6	Auburn	-	19	Tennessee	15	9
Kentucky	1	1	1971			1985			Vanderbilt	20	-
1953			South Carolina ^	6	6	Georgia	19	-	Texas A&M ^	23	25
LSU	5	6	Kentucky	8	8	LSU	20	19	2011		
1954			Tennessee	17	-	1986			Kentucky	11	3
Kentucky	1	2	1972			Kentucky	3	4	Florida	15	10
LSU	14	8	South Carolina ^	6	5	Alabama	-	19	Texas A&M ^	24	-
1955			Kentucky	18	14	1987			Vanderbilt	25	-
Kentucky	2	2	Missouri ^	-	19	Alabama	9	9	2012		
Alabama	12	-	1973			Missouri ^	14	14	Kentucky	1	1
Vanderbilt	17	-	Missouri ^	15	17	1988			Missouri ^	3	11
1956			Kentucky	17	15	Kentucky	6	6	Vanderbilt	20	19
Alabama	5	5	South Carolina ^	-	16	1989			Florida	25	9
Kentucky	9	12	1974			Missouri ^	6	8	2013		
Vanderbilt	12	10	Vanderbilt	13	7	Alabama	20	20	Florida	14	9
1957			Alabama	14	19	Arkansas	-	17	2014		
Kentucky	3	3	South Carolina ^	19	16	1990			Florida	1	3
Vanderbilt	8	16	1975			Arkansas ^	7	8	Kentucky	-	2
Mississippi State	15	-	Kentucky	2	4	Missouri ^	11	11	Tennessee	-	23
1958			Alabama	10	8	LSU	19	-	2015		
Kentucky	9	14	1976			Alabama	23	19	Kentucky	1	3
Mississippi State	15	-	Alabama	6	7	1991			Arkansas	21	20
Auburn	16	-	Tennessee	13	14	Arkansas ^	2	2	2016		
1959			Missouri ^	14	11	Kentucky	9	-	Kentucky	10	16
Kentucky	2	2	1977			Alabama	19	16	Texas A&M	15	12
Mississippi State	3	6	Kentucky	3	5	Mississippi State	21	18	2016-17		
Auburn	8	10	Alabama	11	18	LSU	22	21	Kentucky	5	5
1960			Tennessee	15	8	1992			Florida	20	10
Auburn	11	17	Arkansas ^	18	7	Kentucky	6	9	South Carolina	-	6
Georgia Tech	13	8	1978			Arkansas	9	8	2017-18		
1961			Kentucky	1	1	Alabama	13	13	Tennessee	12	16
Kentucky	20	18	Arkansas ^	5	6	Missouri ^	16	12	Kentucky	18	17
1962			1979			LSU	25	-	Auburn	19	23
Kentucky	3	3	Arkansas ^	5	6	1993			Florida	23	-
Mississippi State	4	4	LSU	7	9	Kentucky	2	3	Texas A&M	-	24
1963			Tennessee	-	18	Vanderbilt	8	9	2018-19		
Mississippi State	6	7	1980			Arkansas	12	12	Kentucky	7	7
1964			LSU	3	2	1994			Tennessee	6	10
Kentucky	4	3	Kentucky	4	3	Arkansas	2	1	Auburn	14	5
Texas A&M	-	18	Missouri ^	16	14	Missouri ^	5	6	LSU	12	15
1965			Texas A&M ^	-	18	Kentucky	7	13	2019-20		
Vanderbilt	5	5	1981			Florida	14	4	Kentucky	8	7
Tennessee	-	17	LSU	4	4	1995			Auburn	20	20
1966			Kentucky	8	8	Kentucky	2	5	2006		
Kentucky	1	1	Tennessee	15	15	Arkansas	6	2	Florida	11	1
Vanderbilt	8	8	Arkansas ^	20	-	Mississippi State	18	12	Tennessee	18	20
1968			1982			Alabama	20	21	LSU	19	3
Mississippi State	6	7	Missouri ^	5	5	Mississippi State	23	18	2007		
1969			Arkansas ^	12	13	Kentucky	2	5	Florida	3	1
Kentucky	7	5	Alabama	13	12	Arkansas	6	2	Texas A&M ^	9	9
South Carolina ^	13	20	Kentucky	15	14	Missouri ^	23	18	Tennessee	25	18
1970			1983			2008			Vanderbilt	-	19
Kentucky	1	1	Arkansas ^	9	9	Florida	2	1	2009		
South Carolina ^	6	6	Missouri ^	10	12	Mississippi State	19	4	Missouri ^	9	8
1971			Kentucky	12	10	Georgia	-	16	LSU	21	17
Kentucky	1	1	Georgia	18	15	Arkansas	-	18	2010		
South Carolina ^	6	6	1984			1996			Kentucky	2	5
1972			Kentucky	3	3	Kentucky	2	1	Tennessee	15	9
South Carolina ^	6	6	Arkansas ^	8	7	Mississippi State	19	4	Vanderbilt	20	-
Kentucky	8	8	Auburn	-	19	Georgia	17	-	Texas A&M ^	23	25
Tennessee	17	-	1985			1997			2011		
1973			Georgia	19	-	Kentucky	5	2	Kentucky	11	3
South Carolina ^	6	6	LSU	20	19	South Carolina	6	14	Florida	15	10
Kentucky	8	8	1986			Georgia	17	-	Texas A&M ^	24	-
Tennessee	17	-	Kentucky	3	4	1998			Vanderbilt	25	-
1974			Alabama	-	19	Kentucky	5	1	2012		
South Carolina ^	6	5	1987			Ole Miss	13	20	Kentucky	1	1
Kentucky	18	14	Alabama	9	9	South Carolina	14	19	Missouri ^	3	11
Missouri ^	-	19	Missouri ^	14	14	Arkansas	17	22	Vanderbilt	20	19
1975			1988			1999			Florida	25	9
Missouri ^	15	17	Kentucky	6	6	Auburn	4	7	2013		
Kentucky	17	15	1989			Kentucky	8	5	Florida	14	9
South Carolina ^	-	16	Missouri ^	6	8	Arkansas	17	25	2014		
1976			Alabama	20	20	Tennessee	20	-	Florida	1	3
Alabama	6	7	Missouri ^	14	14	Florida	23	17	Kentucky	-	2
Tennessee	13	14	1990			2000			Tennessee	-	23
Missouri ^	14	11	LSU	19	-	LSU	10	12	2015		
1977			Alabama	23	19	Tennessee	11	14	Kentucky	1	3
Kentucky	3	5	1991			Florida	13	2	Arkansas	21	20
Alabama	11	18	Arkansas ^	2	2	Kentucky	19	22	2016		
Tennessee	15	8	Kentucky	9	-	Auburn	24	-	Kentucky	10	16
Arkansas ^	18	7	LSU	19	-	2001			Texas A&M	15	12
1978			Alabama	23	19	Florida	8	13	2016-17		
Kentucky	1	1	1992			Kentucky	9	8	Kentucky	5	5
Arkansas ^	5	6	Kentucky	6	9	Ole Miss	14	9	Florida	20	10
1979			Arkansas	9	8	2002			South Carolina	-	6
LSU	7	9	Alabama	13	13	Alabama	8	14	2017-18		
Tennessee	-	18	Missouri ^	16	12	Florida	15	23	Tennessee	12	16
1980			LSU	25	-	Kentucky	16	13	Kentucky	18	17
LSU	3	2	1993			Mississippi State	17	21	Auburn	19	23
Kentucky	4	3	Kentucky	2	3	Georgia	23	-	Florida	23	-
Missouri ^	16	14	Vanderbilt	8	9	Missouri ^	-	15	Texas A&M	-	24
Texas A&M ^	-	18	Arkansas	12	12	Georgia	25	-	2018-19		
1981			1994			2003			Kentucky	7	7
LSU	4	4	Arkansas	2	1	Kentucky	1	4	Tennessee	6	10
Kentucky	8	8	Missouri ^	5	6	Florida	10	16	Auburn	14	5
Tennessee	15	15	Kentucky	7	13	Mississippi State	20	-	LSU	12	15
Arkansas ^	20	-	Florida	14	4	Missouri ^	24	22	2019-20		
1982			1995			Georgia	25	-	Kentucky	8	7
Missouri ^	5	5	Kentucky	2	5	2004			Auburn	20	20
Arkansas ^	12	13	Arkansas	6	2	Kentucky	2	8	2005		
Alabama	13	12	Mississippi State	18	12	Mississippi State	8	13	Florida	7	5
Kentucky	15	14	Alabama	20	21	South Carolina	23	-	Florida	16	24
1983			Missouri ^	23	18	Alabama	-	17	Alabama	21	-
Arkansas ^	9	9	1996			Vanderbilt	-	25	2006		
Missouri ^	10	12	Arkansas	2	1	2005			Florida	11	1
Kentucky	12	10	Missouri ^	5	6	Kentucky	7	5	Tennessee	18	20
Georgia	18	15	Kentucky	7	13	Florida	16	24	LSU	19	3
1984			Florida	14	4	Alabama	21	-	2007		
Kentucky	3	3	1997			2006			Florida	3	1
Arkansas ^	8	7	Kentucky	5	2	Florida	11	1	Texas A&M ^	9	9
Auburn	-	19	South Carolina	6	14	Tennessee	18	20	Tennessee	25	18
1985			Georgia	17	-	LSU	19	3	Vanderbilt	-	19
Georgia	19	-	1998			2007			2008		
LSU	20										

ASSOCIATED PRESS POLL HISTORY



	J	J	F	F	F	F	M	M
1948-49	18	25	1	8	15	22	1	8
*Arkansas	-	-	-	-	-	-	20	-
Kentucky	2	2	1	1	1	1	1	1
	J	J	J	J	J	F	F	F
1949-50	5	10	17	24	31	7	14	21
Kentucky	2	2	5	4	6	7	5	4
*Missouri	12	16	-	-	-	-	-	-
Tennessee	-	-	17	-	-	-	-	-
Vanderbilt	-	-	-	-	18	-	20	-
	D	D	J	J	J	J	F	F
1950-51	19	26	3	9	16	23	30	6
Kentucky	1	1	3	3	2	1	1	1
*Missouri	8	9	-	-	-	-	-	-
	D	D	D	J	J	J	J	F
1951-52	10	17	25	1	8	15	22	29
Kentucky	1	2	1	4	3	3	3	1
Vanderbilt	18	-	-	-	-	-	-	-
	D	D	D	J	J	J	F	F
1952-53	16	23	30	6	13	20	27	3
LSU	10	8	17	11	14	14	11	10
	D	D	D	D	J	J	F	F
1953-54	8	15	22	29	5	12	19	26
Kentucky	2	2	2	1	1	1	1	1
LSU	10	5	14	18	-	16	12	14
Vanderbilt	-	-	20	20	19	-	-	-
	D	D	D	D	J	J	F	F
1954-55	7	14	21	28	4	11	18	25
Alabama	-	-	19	12	20	16	12	14
Auburn	-	-	-	-	20	-	-	-
Kentucky	2	2	1	1	1	1	1	2
*Missouri	-	6	7	-	9	6	8	12
Tennessee	-	-	-	-	-	-	-	18
Vanderbilt	-	-	-	-	-	17	18	20
	D	D	D	D	J	J	F	F
1955-56	6	13	20	27	3	10	17	24
Alabama	6	5	16	19	17	19	13	12
Kentucky	2	12	9	13	6	5	4	3
Vanderbilt	-	9	8	5	4	4	5	7
	D	D	D	J	J	J	F	F
1956-57	11	18	26	2	8	15	22	29
Alabama	9	17	-	-	-	-	-	-
Kentucky	3	7	3	3	3	4	5	4
Mississippi Sate	-	-	-	-	-	-	-	19
Tennessee	-	-	12	12	16	-	-	-
Tulane	-	-	16	-	-	18	14	-
Vanderbilt	-	-	12	9	6	10	13	-
	D	D	D	D	J	J	F	F
1957-58	10	17	24	31	7	14	21	28
*Arkansas	-	-	-	-	-	20	17	18
Auburn	-	-	-	-	-	-	-	20
Georgia Tech	-	-	-	-	-	-	19	-
Kentucky	3	5	9	10	9	9	8	12
Mississippi Sate	-	18	10	9	5	11	14	14
Tennessee	-	-	-	-	-	13	16	-
	D	D	D	D	J	J	F	F
1958-59	9	16	23	30	6	13	20	27
Auburn	12	13	8	9	6	5	5	4
Kentucky	2	2	1	1	1	2	1	1
Mississippi Sate	8	8	7	8	12	12	11	11
Tennessee	6	5	11	14	17	-	-	-
*Texas A&M	-	-	-	-	19	-	-	-

	D	D	J	J	J	F	F	F	M	M
1959-60	22	29	5	12	19	26	2	9	16	23
Auburn	-	-	-	-	-	-	17	17	13	11
Georgia Tech	8	10	6	6	6	6	6	6	6	7
Kentucky	13	13	-	17	16	15	-	-	-	-
*Texas A&M	18	-	13	8	10	10	10	12	11	18
	D	D	D	J	J	J	F	F	F	M
1960-61	13	20	27	3	10	17	24	31	7	14
Auburn	11	9	9	10	-	-	-	-	-	-
Georgia Tech	15	-	-	-	-	-	-	-	-	-
Kentucky	20	-	19	-	-	-	-	-	-	-
Vanderbilt	-	17	16	-	-	-	-	-	-	-
	D	D	J	J	J	F	F	F	M	M
1961-62	PS	19	26	2	9	16	23	30	6	13
Kentucky	-	-	6	3	3	2	2	2	2	3
Mississippi Sate	-	-	-	9	7	10	10	10	9	8
	D	D	D	D	J	J	J	F	F	M
1962-63	PS	4	11	18	25	1	8	15	22	29
Auburn	-	-	-	-	-	10	-	-	-	-
Georgia Tech	-	-	-	-	-	7	6	7	6	6
Kentucky	3	9	-	9	5	6	-	-	-	-
Mississippi Sate	6	5	5	5	10	-	-	9	9	-
	D	D	D	D	J	J	J	F	F	M
1963-64	PS	10	17	24	31	7	14	21	28	4
Kentucky	9	5	2	2	1	2	4	5	4	3
Vanderbilt	-	-	8	6	6	7	6	6	5	8
	D	D	D	D	J	J	J	F	F	M
1964-65	PS	8	15	22	29	5	12	19	26	2
Kentucky	11	9	8	-	-	-	-	-	-	-
Tennessee	-	-	-	-	-	-	-	-	8	-
Vanderbilt	6	3	9	-	-	-	-	9	7	-
	D	D	D	D	J	J	J	F	F	M
1965-66	PS	7	14	21	28	4	11	18	25	1
Kentucky	-	-	-	10	5	2	2	2	2	1
*South Carolina	-	10	-	-	-	-	-	-	-	-
Vanderbilt	5	4	5	4	2	3	3	5	4	3
	D	D	D	D	J	J	J	F	F	M
1966-67	PS	6	13	20	27	3	10	17	24	31
Florida	-	-	-	-	-	-	10	8	-	-
Kentucky	3	3	4	-	-	-	-	-	-	-
Mississippi Sate	-	-	-	-	-	10	-	-	-	-
Tennessee	-	-	-	-	-	-	-	-	-	9
Vanderbilt	-	-	-	10	9	-	-	9	9	-
	D	D	D	D	J	J	J	F	F	M
1967-68	PS	5	12	19	26	2	9	16	23	30
Kentucky	-	9	4	7	6	5	4	8	9	10
Tennessee	-	-	-	9	4	6	5	4	6	6
Vanderbilt	9	8	3	3	9	4	8	9	7	7
	D	D	D	D	J	J	J	F	F	M
1968-69	PS	3	10	17	24	31	7	14	21	28
Florida	19	-	-	-	-	-	-	-	-	-
Kentucky	3	3	4	4	4	3	7	5	5	5
*South Carolina	-	-	-	-	-	-	-	19	-	-
Tennessee	20	20	-	-	20	-	-	-	-	17
Vanderbilt	13	12	-	-	-	-	-	-	-	-
	D	D	D	D	J	J	J	F	F	M
1969-70	PS	9	16	23	30	6	13	20	27	3
Georgia	-	-	-	-	-	-	-	20	-	-
Kentucky	2	1	1	1	1	2	2	2	2	3
LSU	-	-	15	-	-	-	-	-	-	-
South Carolina	1	8	5	3	3	3	3	4	2	2
Tennessee	-	9	8	6	6	12	-	-	-	-



ASSOCIATED PRESS POLL HISTORY

	D	D	D	D	J	J	J	J	F	F	F	F	M	M	M
1970-71	PS 8	15	22	29	5	12	19	26	2	9	16	23	2	9	16
Kentucky	3	5	3	7	8	11	10	12	11	8	8	12	10	8	8
LSU	-	-	-	18	-	-	-	-	-	-	-	-	-	-	-
*South Carolina	2	2	2	2	2	6	11	10	7	10	7	7	6	6	6
Tennessee	-	17	14	12	10	17	18	8	8	11	14	13	17	14	15

	D	D	D	D	J	J	J	J	F	F	F	F	M	M	M
1971-72	PS 7	14	21	28	4	11	18	25	1	8	15	22	29	7	14
Kentucky	10	7	7	11	12	19	15	-	-	-	-	17	18	-	18
*Missouri	-	-	-	-	-	18	-	20	15	17	15	14	19	18	-
*South Carolina	12	11	3	3	3	4	4	5	11	8	9	7	9	8	6
Tennessee	-	-	-	-	20	-	-	19	-	-	-	20	-	-	-

	D	D	D	D	J	J	J	J	F	F	F	F	M	M	M
1972-73	PS 5	12	19	26	2	9	16	23	30	6	13	20	27	6	13
Alabama	-	-	-	18	14	14	11	9	6	10	17	18	-	-	-
Kentucky	13	8	-	-	-	-	-	-	-	-	-	-	19	17	-
*Missouri	-	-	12	10	7	7	5	8	7	7	8	12	16	13	12
*South Carolina	16	-	-	-	-	-	-	-	-	-	-	-	19	-	-
Tennessee	14	14	-	-	-	-	-	-	-	-	-	-	-	-	-
Vanderbilt	-	-	13	12	10	11	9	18	-	-	-	-	-	-	-

	D	D	D	D	J	J	J	J	F	F	F	F	M	M	M	M	
1973-74	PS 4	11	18	25	2	8	15	22	29	5	12	19	26	5	12	19	27
Alabama	18	18	13	10	13	7	12	10	9	8	8	8	8	7	12	11	13
Kentucky	10	10	-	-	-	-	-	-	-	-	-	-	-	-	-	-	-
*Missouri	-	-	-	-	-	18	-	-	-	-	-	-	-	-	-	-	-
*South Carolina	-	-	16	15	-	-	15	11	13	14	13	14	14	14	10	18	17
Vanderbilt	-	-	17	11	10	6	8	7	7	5	5	4	6	5	6	11	13

	D	D	D	D	J	J	J	J	F	F	F	F	M	M	M	M	A	
1974-75	PS 3	10	17	24	31	7	14	21	28	4	11	18	25	4	11	18	25	2
Alabama	9	11	10	8	7	6	8	7	6	9	7	7	5	8	7	10	11	11
Auburn	-	-	-	-	-	-	20	14	-	-	-	-	-	-	-	-	-	-
Kentucky	16	15	-	20	17	9	7	10	11	5	5	4	7	4	6	6	5	2
*South Carolina	7	5	13	14	11	15	16	20	-	19	-	-	-	-	-	-	-	-
Tennessee	-	-	-	-	-	18	18	-	18	15	-	-	-	-	-	-	-	-

	D	D	D	D	J	J	J	J	F	F	F	F	M	M	M	M
1975-76	PS 2	9	16	23	30	6	13	20	27	3	10	17	24	2	9	16
Alabama	12	14	11	8	8	8	10	11	12	11	14	11	10	7	6	8
Auburn	-	17	17	-	-	-	-	-	-	-	-	-	-	-	-	-
Kentucky	6	7	14	20	18	-	-	-	-	-	-	-	-	-	-	-
*Missouri	-	-	20	-	-	-	20	-	13	13	14	14	12	15	10	14
Tennessee	9	8	7	11	10	12	9	9	10	9	8	8	9	11	12	9
*Texas A&M	-	-	-	-	-	-	-	-	-	-	-	-	20	19	-	-

	N	D	D	D	J	J	J	J	F	F	F	F	M	M	M	M
1976-77	PS 30	7	14	21	28	4	11	18	25	1	8	15	22	1	8	15
Alabama	13	13	10	7	5	4	4	3	3	8	7	4	8	12	12	11
*Arkansas	-	-	19	18	17	18	16	17	15	14	13	11	6	7	8	18
Auburn	-	-	-	-	-	20	-	-	-	-	-	-	-	-	-	-
Kentucky	6	5	4	3	7	6	3	2	6	6	3	3	2	2	2	6
*Missouri	20	-	-	-	-	-	-	-	-	-	-	-	-	-	-	-
Tennessee	16	15	15	-	19	-	-	-	14	7	11	11	14	7	11	7

	N	D	D	D	J	J	J	J	F	F	F	F	M	M	M	M
1977-78	PS 29	6	13	20	27	3	10	17	24	31	7	14	21	28	6	13
Alabama	15	15	-	18	-	-	-	-	-	-	-	-	-	-	-	-
*Arkansas	7	7	6	4	4	3	3	6	4	2	2	1	4	4	7	5
Kentucky	2	1	1	1	1	1	1	1	1	1	1	3	2	1	1	1

	N	D	D	D	J	J	J	J	F	F	F	F	M	M	M	M
1978-79	PS 28	5	12	19	26	3	9	16	23	30	6	13	20	27	6	13
Alabama	19	-	-	-	-	-	18	18	15	16	20	-	-	-	-	-
*Arkansas	-	-	-	20	14	10	11	15	14	14	11	10	9	7	5	-
Kentucky	11	10	10	6	11	13	9	17	-	-	-	-	-	-	-	-
LSU	14	11	12	11	10	7	5	9	9	8	6	5	8	9	7	-
Mississippi State	-	-	-	-	18	-	-	-	-	-	-	-	-	-	-	-
Tennessee	-	-	-	-	-	-	-	-	-	-	-	-	-	-	20	-
*Texas A&M	-	-	-	-	17	12	10	11	15	14	12	11	-	-	-	-
Vanderbilt	-	-	-	-	-	-	-	19	16	17	19	19	-	-	-	-

	D	D	D	D	J	J	J	J	F	F	F	F	M	M	M
1979-80	PS 4	11	18	26	2	8	15	22	29	5	12	19	26	4	
*Arkansas	-	-	20	20	19	-	-	-	-	-	-	-	-	-	-
Kentucky	2	5	5	3	2	2	4	6	5	3	6	5	3	2	4
LSU	7	6	6	7	5	4	6	14	11	10	7	6	5	5	3
*Missouri	-	-	19	16	13	12	13	15	10	14	15	14	13	11	16
Tennessee	-	-	-	-	-	-	20	19	-	-	-	-	-	-	-
*Texas A&M	14	-	-	-	-	-	-	-	-	-	-	-	-	-	-

	D	D	D	D	J	J	J	J	F	F	F	F	M	M	M
1980-81	PS 2	9	16	23	30	6	13	20	27	3	10	17	24	3	10
*Arkansas	20	11	17	19	17	-	-	-	-	-	-	-	18	15	20
Kentucky	1	2	2	2	2	5	4	3	6	7	6	11	10	9	7
LSU	12	15	11	10	10	10	9	6	5	4	4	4	4	2	3
*Missouri	11	17	14	-	-	-	-	-	-	-	-	-	-	-	-
Tennessee	-	-	-	-	-	18	13	11	8	11	10	9	8	10	15
*Texas A&M	15	14	12	13	12	11	-	-	-	-	-	-	-	-	-

	D	D	D	D	J	J	J	J	F	F	F	F	M	M	M
1981-82	PS 1	8	15	22	29	5	12	19	26	2	9	16	23	2	9
Alabama	20	17	16	14	12	12	16	13	16	13	8	10	19	17	18
*Arkansas	18	13	11	9	6	5	11	9	15	12	14	8	17	15	14
Georgia	16	-	-	-	-	-	-	-	-	-	-	-	-	-	-
Kentucky	3	2	2	2	2	4	3	6	9	7	9	12	10	7	15
LSU	17	-	-	-	-	-	-	-	-	-	-	-	-	-	-
*Missouri	15	16	13	11	9	7	4	2	2	1	1	4	4	5	5
Tennessee	-	-	-	-	-	-	-	20	15	16	-	-	19	-	-

	N	D	D	D	J	J	J	J	F	F	F	F	M	M	M	M	
1982-83	PS 30	7	14	21	28	4	11	18	25	1	8	15	22	1	8	15	22
Alabama	12	13	13	11	10	8	6	5	10	-	-	-	-	-	-	-	-
*Arkansas	17	16	16	15	13	12	11	10	7	4	12	9	8	7	6	5	6
Auburn	-	-	-	-	-	-	-	-	20	-	-	-	-	-	-	-	-
Georgia	-	-	-	-	-	-	-	-	-	-	19	-	-	-	-	-	18
Kentucky	4	3	3	2	2	2	3	3	6	11	10	15	13	11	10	7	10
LSU	15	9	9	8	8	6	12	15	14	12	13	10	10	12	15	13	12
*Missouri	13	14	14	14													

ASSOCIATED PRESS POLL HISTORY



	N	N	D	D	D	J	J	J	J	J	F	F	F	F	M	M		
1988-89	PS	22	29	6	13	20	27	3	10	17	24	31	7	14	21	28	7	14
Alabama	-	-	-	-	-	-	-	-	-	-	-	-	-	-	-	-	-	20
Florida	15	15	19	-	-	-	-	-	-	-	-	-	-	-	-	-	-	-
Georgia	-	-	-	-	-	-	20	-	-	-	-	-	-	-	-	-	-	-
LSU	-	-	-	-	-	-	-	-	19	-	20	-	-	-	-	-	-	-
*Missouri	14	13	8	11	10	10	11	11	10	8	5	5	3	3	7	7	10	6
*South Carolina	-	-	-	-	18	16	-	-	-	-	-	-	-	-	-	-	-	-
Tennessee	-	-	20	16	16	19	17	17	18	-	-	-	-	-	-	-	-	-

	N	D	D	D	D	J	J	J	J	J	F	F	F	F	M	M	
1989-90	PS	27	5	12	19	26	2	9	16	23	30	6	13	20	27	6	13
Alabama	-	-	21	19	20	22	22	24	25	24	-	-	-	-	-	-	23
*Arkansas	9	11	10	7	10	11	14	12	12	6	3	3	8	13	12	9	7
Florida	23	24	25	24	-	-	-	-	-	-	-	-	-	-	-	-	-
Georgia	-	-	-	-	-	-	-	-	-	-	-	-	-	25	25	-	-
LSU	2	9	9	8	9	11	14	13	16	14	11	9	12	15	16	19	-
*Missouri	11	5	4	4	4	7	7	5	4	1	1	1	2	1	3	6	11

	N	D	D	D	D	J	J	J	J	J	F	F	F	F	M	M	
1990-91	PS	27	4	11	18	25	1	8	15	22	29	5	12	19	26	5	12
Alabama	7	6	12	20	-	-	-	-	-	-	-	-	-	24	24	19	-
*Arkansas	2	3	3	2	2	2	2	2	2	2	2	2	3	3	3	5	2
Georgia	21	17	13	11	17	2	-	-	-	-	-	-	-	-	-	-	-
Kentucky	-	-	25	18	18	18	16	11	9	8	10	10	16	12	13	10	9
LSU	14	20	18	12	10	15	14	20	20	16	14	19	20	19	18	16	22
Mississippi Sate	-	-	-	-	-	-	-	-	-	-	-	-	23	21	23	18	21
*Missouri	20	23	-	-	-	-	-	-	-	-	-	-	-	-	-	-	-
*South Carolina	-	-	21	17	16	12	20	21	22	25	-	-	-	-	-	-	-

	N	D	D	D	D	J	J	J	J	J	F	F	F	F	M	M		
1991-92	PS	25	2	9	16	23	30	6	13	20	27	3	10	17	24	2	9	16
Alabama	17	16	15	20	20	19	16	9	15	22	18	16	14	16	20	17	13	
Arkansas	3	2	11	19	19	15	16	13	12	9	7	5	11	10	9	7	6	
Kentucky	4	13	14	9	8	17	15	10	8	14	19	19	13	11	10	9	6	
LSU	6	9	16	25	-	-	-	-	-	22	20	-	-	23	23	25	-	
*Missouri	-	-	21	17	16	13	12	13	12	8	12	9	9	6	11	13	16	

	N	D	D	D	D	J	J	J	J	J	F	F	F	F	M	M		
1992-93	PS	23	30	7	14	21	28	4	11	18	25	1	8	15	22	1	8	15
Arkansas	-	-	16	12	10	9	13	9	8	16	17	14	13	15	13	14	12	
Kentucky	5	5	5	3	3	3	2	1	4	4	2	2	2	2	5	4	2	
Vanderbilt	-	-	-	-	25	24	18	-	19	11	11	11	11	8	7	5	8	

	N	D	D	D	D	J	J	J	J	J	F	F	F	F	M	M		
1993-94	PS	22	29	6	13	20	27	3	10	17	24	31	7	14	21	28	7	14
Arkansas	3	3	2	1	1	1	1	4	3	5	6	3	1	1	1	1	2	
Florida	-	-	-	-	-	-	-	-	-	24	20	17	16	19	17	14	-	
Kentucky	2	2	1	6	5	5	4	8	7	9	7	4	11	7	7	10	7	
LSU	-	-	-	25	-	-	-	-	-	-	-	-	-	-	-	-	-	
*Missouri	-	-	-	-	-	-	25	-	24	20	15	12	6	6	3	5	-	
Vanderbilt	23	24	20	23	24	-	22	24	-	-	-	-	-	-	-	-	-	

	N	D	D	D	D	J	J	J	J	J	F	F	F	F	M	M		
1994-95	PS	21	28	5	12	19	26	2	9	16	23	30	6	13	20	27	6	13
Alabama	18	25	-	-	-	-	-	-	20	23	18	20	21	20	20	-	-	
Arkansas	1	1	4	3	4	3	3	5	9	9	8	12	10	8	7	5	6	
Florida	10	10	8	6	8	8	13	13	15	24	23	25	-	-	-	-	-	
Kentucky	4	4	3	7	6	5	5	8	7	5	5	6	5	4	6	5	3	
Mississippi Sate	-	-	-	-	-	-	-	-	-	-	21	23	16	14	15	18	-	
*Missouri	-	-	-	-	-	-	17	16	20	18	13	9	14	19	17	23	-	

	N	D	D	D	D	J	J	J	J	J	F	F	F	F	M	M		
1995-96	PS	20	27	4	11	18	26	2	8	15	22	29	5	12	19	26	5	12
Arkansas	16	-	25	-	-	-	-	-	-	-	-	-	-	-	-	-	-	
Auburn	-	-	-	-	-	-	-	23	21	22	-	-	-	-	-	-	-	
Georgia	-	-	-	-	18	16	14	19	22	-	-	-	-	-	-	-	-	
Kentucky	1	1	1	5	4	2	2	2	2	2	2	2	2	1	1	2	-	
Mississippi Sate	9	9	8	8	15	16	17	12	21	-	-	-	25	-	-	25	19	
*Missouri	14	15	13	11	14	15	18	-	-	-	-	-	-	-	-	-	-	

	N	N	D	D	D	D	J	J	J	J	F	F	F	F	M	M		
1996-97	PS	19	26	3	10	17	24	31	7	14	21	28	4	11	18	25	4	11
Alabama	-	-	-	-	24	20	19	-	-	-	-	-	-	-	-	-	-	
Arkansas	13	16	16	22	20	19	22	22	-	-	-	-	-	-	-	-	-	
Georgia	-	-	-	-	-	-	24	21	-	-	-	-	-	-	-	24	17	
Kentucky	3	8	8	6	3	3	3	3	5	3	3	3	4	3	3	6	5	
Ole Miss	-	-	-	-	-	-	-	20	-	-	-	-	-	-	-	-	-	
South Carolina	-	-	-	-	-	-	-	-	-	-	-	25	19	12	9	6	4	

	N	D	D	D	D	J	J	J	J	J	F	F	F	F	M	M		
1997-98	PS	18	25	2	9	16	23	30	6	13	20	27	3	10	17	24	3	10
Arkansas	-	-	-	18	15	13	12	23	22	18	15	14	12	16	12	16	17	
Georgia	19	25	22	21	23	20	-	-	-	-	-	-	-	-	-	-	-	
Kentucky	8	9	8	7	4	4	4	6	6	6	7	7	8	7	8	7	5	
Ole Miss	23	21	17	14	21	18	16	16	14	11	13	12	17	18	15	13	10	
South Carolina	7	6	5	5	5	6	10	11	16	14	14	13	13	15	13	14	15	

	N	D	D	D	D	J	J	J	J	J	F	F	F	F	M	M		
1998-99	PS	17	24	1	8	15	22	29	5	12	19	26	2	9	16	23	2	9
Arkansas	19	19	21	19	23	20	19	20	18	24	22	21	23	-	-	-	22	
Auburn	-	-	-	-	-	19	18	17	14	8	6	7	6					



ASSOCIATED PRESS POLL HISTORY

	N	N	N	D	D	D	D	J	J	J	J	F	F	F	F	M	M	M	
2004-05	PS	16	23	30	7	14	21	28	4	11	18	25	1	8	15	22	1	8	15
Alabama	18	18	19	22	18	17	19	18	19	23	22	14	11	17	16	16	21	20	21
Florida	23	23	23	19	-	-	-	-	-	-	-	-	-	-	-	-	-	-	16
Kentucky	9	9	8	8	10	9	8	8	8	9	8	7	6	5	3	5	3	4	7
Mississippi State	12	12	14	15	22	20	21	21	18	11	17	24	-	-	-	-	-	-	-

	N	N	N	D	D	D	D	J	J	J	J	F	F	F	F	M	M	M	
2005-06	PS	15	22	29	6	13	20	27	3	10	17	24	31	7	14	21	28	7	14
Alabama	15	15	19	21	22	-	-	-	-	-	-	-	-	-	-	-	-	-	-
Florida	-	-	14	11	10	7	5	5	5	2	2	5	8	7	10	12	17	16	11
Kentucky	9	8	7	10	15	23	19	18	19	-	-	-	-	-	-	-	-	-	-
LSU	-	-	-	25	-	-	-	-	-	-	-	-	24	-	25	24	21	18	19
Tennessee	-	-	-	-	-	23	-	-	-	-	19	13	11	8	10	11	14	18	-

	N	N	N	D	D	D	D	J	J	J	J	F	F	F	F	M	M	M	
2006-07	PS	14	21	28	5	12	19	26	2	9	16	23	30	6	13	20	27	6	13
Alabama	11	10	8	6	4	9	10	8	8	14	10	12	19	18	25	25	-	-	-
Florida	1	1	1	4	7	5	5	3	3	2	1	1	1	1	3	5	6	3	-
Kentucky	22	22	20	-	-	-	-	-	-	25	-	-	20	20	-	-	-	-	-
LSU	5	7	6	10	9	12	12	17	14	13	16	21	-	-	-	-	-	-	-
Tennessee	25	25	22	-	-	-	21	19	16	22	-	-	-	-	-	22	25	-	-
*Texas A&M	13	12	11	9	6	13	13	11	11	8	8	6	10	6	6	8	7	7	9
Vanderbilt	-	-	-	-	-	-	-	-	-	-	-	24	23	-	17	19	-	-	-

	N	N	N	D	D	D	D	J	J	J	J	F	F	F	F	M	M	M		
2007-08	PS	13	20	27	4	11	18	25	1	8	15	22	29	5	12	19	26	4	11	18
Arkansas	19	18	-	-	-	-	-	-	-	-	-	-	-	-	-	-	-	-	-	-
Florida	-	-	25	-	-	-	-	-	-	-	-	20	-	-	-	-	-	-	-	-
Kentucky	20	-	-	-	-	-	-	-	-	-	-	-	-	-	-	-	-	-	-	-
Ole Miss	-	-	-	-	-	-	22	18	16	18	17	24	-	-	-	-	-	-	-	-
Tennessee	7	7	7	11	10	12	11	8	6	3	7	7	4	2	1	4	4	5	-	-
*Texas A&M	16	15	16	9	16	14	14	12	11	10	18	23	18	16	22	-	-	-	-	-
Vanderbilt	-	-	-	-	23	20	17	15	15	13	16	14	19	23	24	20	18	16	18	19

	N	N	D	D	D	D	J	J	J	J	F	F	F	F	M	M	M			
2008-09	PS	17	24	1	8	15	22	29	5	12	19	26	2	9	16	23	2	9	16	
Florida	19	18	17	23	-	-	-	-	-	24	-	-	-	-	-	-	-	-	-	-
Kentucky	-	-	-	-	-	-	-	-	-	-	24	-	-	-	-	-	-	-	-	-
LSU	-	-	-	-	-	-	-	-	-	-	-	23	18	12	20	21	-	-	-	-
*Missouri	-	-	-	-	-	25	-	-	-	-	-	17	11	11	15	14	9	-	-	-
Tennessee	14	14	12	10	8	16	16	14	15	24	-	-	-	-	-	-	-	-	-	-

	N	N	N	D	D	D	D	J	J	J	J	F	F	F	F	M	M	M		
2009-10	PS	16	23	30	7	14	21	28	4	11	18	25	1	8	15	22	1	8	15	
Florida	-	-	-	13	10	13	18	-	-	-	-	-	-	-	-	-	-	-	-	-
Kentucky	4	4	5	5	4	3	3	3	2	2	1	4	3	2	2	3	2	2	-	-
Ole Miss	-	-	-	-	25	20	15	16	14	21	22	18	25	-	-	-	-	-	-	-
Mississippi State	18	-	-	-	-	-	-	-	-	23	-	-	-	-	-	-	-	-	-	-
Tennessee	10	10	9	11	9	9	16	14	16	9	8	14	14	12	20	19	16	15	15	
*Texas A&M	-	-	-	19	16	23	19	-	-	-	-	-	-	24	22	23	23	23	-	-
Vanderbilt	-	-	24	-	-	-	-	-	-	-	21	18	22	17	16	13	20	21	-	-

	N	N	N	D	D	D	D	J	J	J	J	F	F	F	F	M	M	M		
2010-11	PS	15	22	29	6	13	20	27	3	10	17	24	31	7	14	21	28	7	14	
Florida	9	9	16	18	-	-	20	-	-	-	24	-	17	14	13	14	12	15	-	-
Georgia	-	-	-	-	-	-	-	-	-	24	-	-	-	-	-	-	-	-	-	-
Kentucky	11	12	8	10	17	17	13	11	10	13	12	14	10	18	22	22	20	15	11	-
*Missouri	15	15	11	9	15	13	9	10	9	15	13	11	14	19	20	20	22	-	-	-
Tennessee	23	24	24	13	11	7	19	-	-	-	-	-	-	-	-	-	-	-	-	-
*Texas A&M	-	-	-	-	-	25	25	18	16	14	11	13	16	22	21	21	24	-	24	-
Vanderbilt	-	-	-	-	-	-	24	22	-	-	19	23	23	18	18	21	-	25	-	-

	N	N	N	D	D	D	D	J	J	J	J	F	F	F	F	M	M	M		
2011-12	PS	14	21	28	5	12	19	26	2	9	16	23	30	6	13	20	27	6	13	
Alabama	19	16	13	12	16	23	-	-	-	-	-	-	-	-	-	-	-	-	-	-
Florida	8	7	10	10	12	13	11	10	13	19	17	14	12	8	14	12	16	22	25	-
Kentucky	2	2	2	1	1	3	3	3	2	2	2	1	1	1	1	1	1	1	1	1
Mississippi State	-	-	24	21	17	17	18	15	15	20	18	18	22	20	-	-	-	-	-	-
*Missouri	25	24	21	13	10	10	9	8	7	9	5	2	4	4	3	3	7	5	3	-
Vanderbilt	7	18	18	20	-	25	-	-	-	-	-	25	-	-	-	-	-	-	-	-

	N	N	N	D	D	D	D	J	J	J	J	F	F	F	F	M	M	M		
2012-13	PS	12	19	26	3	10	17	24	31	7	14	21	28	4	11	18	25	4	11	18
Florida	10	10	7	7	6	5	8	14	13	11	10	8	4	2	7	5	8	11	13	14
Kentucky	3	3	8	8	-	-	-	-	-	-	-	-	25	-	-	-	-	-	-	-
Ole Miss	-	-	-	-	-	-	-	-	-	-	23	16	-	-	-	-	-	-	-	-
Missouri	15	14	13	16	12	12	12	7	12	10	17	22	17	21	-	-	-	-	-	-

	N	N	N	D	D	D	D	J	J	J	J	F	F	F	F	M	M	M		
2013-14	PS	11	18	25	2	9	16	23	30	6	13	20	27	3	10	17	24	3	10	17
Florida	10	11	16	15	15	19	16	13	12	10	7	6	3	3	2	1	1	1	1	1
Kentucky	1	1	4	3	3	11	19	18	15	14	13	14	11	18	14	18	17	25	-	-
Missouri	-	-	-	-	-	24	23	25	25	21	-	-	-	-	-	-	-	-	-	-

	N	N	N	D	D	D	D	J	J	J	J	F	F	F	F	M	M	M		
2014-15	PS	17	24	1	8	15	22	29	5	12	19	26	2	9	16	23	2	9	16	
Arkansas	-	-	25	18	-	-	-	-	23	19	-	-	-	-	24	18	18	18	21	21
Florida	7	8	18	-	-	-	-	-	-	-	-	-	-	-	-	-	-	-	-	-
Kentucky	1	1	1	1	1	1	1	1	1	1	1	1	1	1	1	1	1	1	1	1

	N	N	N	D	D	D	D	J	J	J	J	F	F	F	F	M	M	M	
2015-16	PS	16	23	30	7	14	21	28	4	11	18	25	1	8	15	22	29	7	

Naismith Memorial Basketball Hall of Fame

1959	Walter Meanwell, Missouri
1964	Ken Loeffler, Texas A&M
1969	Adolph Rupp, Kentucky
1971	Bob Pettit, LSU
1977	Frank McGuire, South Carolina
1978	Cliff Hagan, Kentucky
1982	Frank Ramsey, Kentucky
1987	Pete Maravich, LSU
1993	Dan Issel, Kentucky
1997	Alex English, South Carolina
	Bailey Howell, Mississippi State
2000	C.M. Newton, Alabama/Kentucky/Vanderbilt
2006	Charles Barkley, Auburn
	Dominique Wilkins, Georgia
2008	Pat Riley, Kentucky
2013	Bernard King, Tennessee
	Rick Pitino, Kentucky
2014	Nolan Richardson, Arkansas
2015	John Calipari, Kentucky
	Louie Dampier, Kentucky
2016	Shaquille O'Neal, LSU
2019	Sidney Moncreif, Arkansas

National Collegiate Basketball Hall of Fame

2006	Charles Barkley, Auburn
	Alex English, South Carolina
	Cliff Hagan, Kentucky
	Bailey Howell, Mississippi State
	Dan Issel, Kentucky
	Ken Loeffler, Texas A&M
	Pete Maravich, LSU
	Frank McGuire, South Carolina
	Walter Meanwell, Missouri
	C.M. Newton, Alabama/Kentucky/Vanderbilt
	Bob Pettit, LSU
	Frank Ramsey, Kentucky
	Dominique Wilkins, Georgia
2007	Norm Stewart, Missouri
2008	Nolan Richardson, Arkansas
2011	Eddie Sutton, Kentucky
2012	Joe B. Hall, Kentucky
	Joe Dean, LSU
2014	Dale Brown, LSU
	Shaquille O'Neal
2018	Sidney Moncreif, Arkansas

John Bunn Award*

C.M. Newton, Kentucky

*Highest honor given for lifetime achievement outside induction

Naismith Outstanding Contribution to Basketball Award

C.M. Newton, Kentucky

SEC Olympians

1948	Clifford Barker, Kentucky
	Ralph Beard, Kentucky
	Gordon Carpenter, Arkansas
	Alex Groza, Kentucky
	Wallace Jones, Kentucky
	R.C. Pitts, Arkansas
	Kenneth Rollins, Kentucky
1952	Dan Pippin, Missouri
1956	William Evans, Kentucky
1960	Adrian Smith, Kentucky
1964	Richard Davies, LSU
1972	Kevin Joyce, South Carolina
1976	Ernie Grunfeld, Tennessee
1980	Sam Bowie, Kentucky
1984	Vern Fleming, Georgia
	Joe Kleine, Arkansas
	Alvin Robertson, Arkansas

	Jeff Turner, Vanderbilt
1988	Willie Anderson, Georgia
1992	Charles Barkley, Auburn
1996	Charles Barkley, Auburn
	Shaquille O'Neal, LSU
2000	Allan Houston, Tennessee
	Antonio McDyess, Alabama
2008	Tayshaun Prince, Kentucky
2012	Anthony Davis, Kentucky
2016	DeMarcus Cousins, Kentucky
	DeAndre Jordan, Texas A&M

National Player Of The Year – Associated Press

1970	Pete Maravich, LSU
1991	Shaquille O'Neal, LSU
2012	Anthony Davis, Kentucky

National Player Of The Year – United Press International

1970	Pete Maravich, LSU
1991	Shaquille O'Neal, LSU

National Player Of The Year – Adolph Rupp Cup

2010	John Wall, Kentucky
2012	Anthony Davis, Kentucky

National Player Of The Year – United States Basketball Writers Association (USBWA)

1969	Pete Maravich, LSU
1970	Pete Maravich, LSU
2012	Anthony Davis, Kentucky

National Player Of The Year – Naismith Award

2012	Anthony Davis, Kentucky
------	-------------------------

National Player Of The Year – John R. Wooden Award

2012	Anthony Davis, Kentucky
------	-------------------------

National Player Of The Year – Sporting News

2012	Anthony Davis, Kentucky
------	-------------------------

National Player Of The Year – Basketball Times

2012	Anthony Davis, Kentucky
------	-------------------------

Academic All-America – First Team

1966	Louie Dampier, Kentucky
1967	Louie Dampier, Kentucky
1968	Bill Justus, Tennessee
1969	Larry Conley, Kentucky
1970	Dan Issel, Kentucky
	Mike Pratt, Kentucky
	John Roche, South Carolina
1971	Mike Casey, Kentucky
	John Roche, South Carolina
1975	Jimmy Dan Conner, Kentucky
	Jeff Fosnes, Vanderbilt
	Bob Guyette, Kentucky
	Dave Shepherd, Ole Miss
1976	Jeff Fosnes, Vanderbilt
1978	Jim Counce, Arkansas
1979	Kyle Macy, Kentucky
1988	Alec Kessler, Georgia
1989	Alec Kessler, Georgia
1990	Alec Kessler, Georgia
1993	Bruce Elder, Vanderbilt
	Lang Wiseman, Tennessee
2002	Matt Bonner, Florida
2003	Matt Bonner, Florida
2007	Lee Humphrey, Florida
2017	Canyon Berry, Florida

2019	Skylar Mays, LSU
2020	Skylar Mays, LSU

Academic All-America – Second Team

1964	Jim Caldwell, Georgia Tech
	Larry Conley, Kentucky
1968	Jim Youngblood, Georgia
1970	Andy Owens, Florida
1971	Tom Parker, Kentucky
1984	John Tudor, LSU
1987	Chad Kessler, Georgia
1991	Steve Grant, Vanderbilt
1992	Bruce Elder, Vanderbilt
	Lang Wiseman, Tennessee
1996	Frank Secker, Vanderbilt
2006	Lee Humphrey, Florida
2013	Patric Young, Florida
2015	Levi Randolph, Alabama
2017	Luke Kornet, Vanderbilt
2018	Skylar Mays, LSU

Academic All-America of the Year – GTE

1989	Alec Kessler, Georgia
1990	Alec Kessler, Georgia
1993	Bruce Elder, Vanderbilt

Academic All-America of the Year – CoSIDA

2002	Matt Bonner, Florida
2003	Matt Bonner, Florida
2017	Canyon Berry, Florida
2020	Skylar Mays, LSU

Scholar-Athlete of the Year – USBWA

1989	Alec Kessler, Georgia
1990	Alec Kessler, Georgia

Scholar-Athlete of the Year – NABC

1990	Alec Kessler, Georgia
------	-----------------------

NCAA Postgraduate Scholarship Recipients

1965	McCarthy Crenshaw, Georgia
1970	Andy Owens, Florida
1973	Tony Miller, Florida
1975	Bob Guyette, Kentucky
1976	Jeff Fosnes, Vanderbilt
	Rich Knarr, Mississippi State
	Gary Redding, Auburn
1987	Chad Kessler, Georgia
1990	Alec Kessler, Georgia



NATIONAL HONORS

National Coach of the Year

- 1959 Adolph Rupp, Kentucky (UPI)
- 1966 Adolph Rupp, Kentucky (UPI, USBWA)
- 1981 Dale Brown, LSU (Sporting News)
- 1986 Eddie Sutton, Kentucky (AP, NABC)
- 1987 Rick Pitino, Kentucky (Sporting News)
- 1990 Rick Pitino, Kentucky (Basketball Times)
- 1991 Rick Pitino, Kentucky (Sporting News)
- 1993 Eddie Fogler, Vanderbilt (Consensus)
- 1994 Nolan Richardson, Arkansas (Chevrolet/CBS, Atlanta Tipoff Club, Kodak)
- 1998 Tubby Smith, Kentucky (Basketball Weekly)
- 1999 Cliff Ellis, Auburn (Consensus)
- 2000 Jerry Green, Tennessee (CBSsportsline.com)
- Rod Barnes, Ole Miss (Naismith, Collegeinsider.com)
- 2003 Tubby Smith, Kentucky (AP, Basketball Times, Chevrolet/CBS, CNNSI.com, ESPN, FoxSports.com, NABC, Naismith, Sporting News, USBWA)
- 2005 Tubby Smith, Kentucky (Collegeinsider.com)
- 2006 Bruce Pearl, Tennessee (Basketball Times, CBSsportsline.com, Sporting News)
- 2008 Bruce Pearl, Tennessee (Adolph Rupp)
- 2010 John Calipari, Kentucky (Adolph Rupp)
- 2015 John Calipari, Kentucky (NABC, Naismith, Basketball Times, Adolph Rupp)
- 2017 Frank Martin, South Carolina (Collegeinsider.com)
- 2019 Rick Barnes (Naismith, USBWA)

National Champions

- 1947 Adolph Rupp, Kentucky (NIT)
- 1948 Adolph Rupp, Kentucky (NCAA)
- 1949 Adolph Rupp, Kentucky (NCAA)
- 1951 Adolph Rupp, Kentucky (NCAA)
- 1958 Adolph Rupp, Kentucky (NCAA)
- 1976 Joe B. Hall, Kentucky (NIT)
- 1978 Joe B. Hall, Kentucky (NCAA)
- 1990 Eddie Fogler, Vanderbilt (NIT)
- 1994 Nolan Richardson, Arkansas (NCAA)
- 1996 Rick Pitino, Kentucky (NCAA)
- 1998 Tubby Smith, Kentucky (NCAA)
- 2005 Dave Odom, South Carolina (NIT)
- 2006 Billy Donovan, Florida (NCAA)
- 2006 Dave Odom, South Carolina (NIT)
- 2007 Billy Donovan, Florida (NCAA)
- 2012 John Calipari, Kentucky (NCAA)

NCAA Final Four Coaches

- 1942 Adolph Rupp, Kentucky
- 1948 Adolph Rupp, Kentucky
- 1949 Adolph Rupp, Kentucky
- 1951 Adolph Rupp, Kentucky
- 1953 Harry Rabenhorst, LSU
- 1958 Adolph Rupp, Kentucky
- 1966 Adolph Rupp, Kentucky
- 1975 Joe B. Hall, Kentucky
- 1978 Joe B. Hall, Kentucky
- 1981 Dale Brown, LSU
- 1983 Hugh Durham, Georgia
- 1984 Joe B. Hall, Kentucky
- 1986 Dale Brown, LSU
- 1993 Rick Pitino, Kentucky
- 1994 Nolan Richardson, Arkansas
- Lon Kruger, Florida
- 1995 Nolan Richardson, Arkansas
- 1996 Rick Pitino, Kentucky
- Richard Williams, Mississippi State
- 1997 Rick Pitino, Kentucky
- 1998 Tubby Smith, Kentucky
- 2000 Billy Donovan, Florida
- 2006 Billy Donovan, Florida
- John Brady, LSU
- 2007 Billy Donovan, Florida
- 2011 John Calipari, Kentucky
- 2012 John Calipari, Kentucky
- 2014 Billy Donovan, Florida
- John Calipari, Kentucky
- 2015 John Calipari, Kentucky
- 2017 Frank Martin, South Carolina
- 2019 Bruce Pearl, Auburn

NIT Semifinal Coaches

- 1944 Adolph Rupp, Kentucky
- 1946 Adolph Rupp, Kentucky
- 1947 Adolph Rupp, Kentucky
- 1969 Ray Mears, Tennessee
- 1973 C.M. Newton, Alabama
- 1976 Joe B. Hall, Kentucky
- 1977 C.M. Newton, Alabama
- 1979 C.M. Newton, Alabama
- 1982 Hugh Durham, Georgia
- 1985 Don DeVoe, Tennessee
- 1986 Norm Sloan, Florida
- 1990 Eddie Fogler, Vanderbilt
- 1992 Lon Kruger, Florida
- 1994 Jan van Breda Kolff, Vanderbilt
- 1996 David Hobbs, Alabama
- 1997 Nolan Richardson, Arkansas
- 1998 Ron Jirsa, Georgia
- 2001 Mark Gottfried, Alabama
- 2002 Dave Odom, South Carolina
- 2005 Dave Odom, South Carolina
- 2006 Dave Odom, South Carolina
- 2007 Rick Stansbury, Mississippi State
- 2008 Billy Donovan, Florida
- Andy Kennedy, Ole Miss
- 2010 Andy Kennedy, Ole Miss
- 2011 Anthony Grant, Alabama
- 2018 Ben Howland, Mississippi State

SEC Player Of The Year – Coaches

- 1987 Derrick McKey, Alabama
- 1988 Will Perdue, Vanderbilt
- 1989 Chris Jackson, LSU
- 1990 Chris Jackson, LSU
- 1991 Shaquille O'Neal, LSU
- 1992 Shaquille O'Neal, LSU
- 1993 Jamal Mashburn, Kentucky
- 1994 Corliss Williamson, Arkansas
- 1995 Corliss Williamson, Arkansas
- 1996 Tony Delk, Kentucky
- 1997 Ron Mercer, Kentucky
- 1998 Ansu Sesay, Ole Miss
- 1999 Chris Porter, Auburn
- 2000 Dan Langhi, Vanderbilt
- 2001 Tayshaun Prince, Kentucky
- 2002 Erwin Dudley, Alabama
- 2003 Keith Bogans, Kentucky
- 2004 Lawrence Roberts, Mississippi St.
- 2005 Brandon Bass, LSU
- 2006 Glen Davis, LSU
- 2007 Derrick Byars, Vanderbilt
- 2008 Shan Foster, Vanderbilt
- 2009 Marcus Thornton, LSU
- 2010 John Wall, Kentucky
- 2011 Chandler Parsons, Florida
- 2012 Anthony Davis, Kentucky
- 2013 Kentavious Caldwell-Pope, Georgia
- 2014 Scottie Wilbekin, Florida
- 2015 Bobby Portis, Arkansas
- 2016 Tyler Ulis, Kentucky
- 2017 Sindarius Thornwell, South Carolina
- 2018 Grant Williams, Tennessee
- 2019 Grant Williams, Tennessee
- 2020 Immanuel Quickley, Kentucky

SEC Player Of The Year – Associated Press

- 1965 Clyde Lee, Vanderbilt
- 1966 Pat Riley, Kentucky
- 1967 Ron Widby, Tennessee
- 1968 Pete Maravich, LSU
- 1969 Pete Maravich, LSU
- 1970 Pete Maravich, LSU
- 1971 Johnny Neumann, Ole Miss
- 1972 Tom Parker, Kentucky
- 1973 Wendell Hudson, Alabama
- Kevin Grevey, Kentucky
- 1974 Jan van Breda Kolff, Vanderbilt
- 1975 Kevin Grevey, Kentucky
- 1976 Bernard King, Tennessee
- 1977 Ernie Grunfeld, Tennessee
- Bernard King, Tennessee
- 1978 Reggie King, Alabama
- 1979 Reggie King, Alabama
- 1980 Kyle Macy, Kentucky
- 1981 Dominique Wilkins, Georgia
- 1982 Dale Ellis, Tennessee
- 1983 Dale Ellis, Tennessee
- 1984 Charles Barkley, Auburn
- 1985 Kenny Walker, Kentucky
- 1986 Kenny Walker, Kentucky
- 1987 Derrick McKey, Alabama
- 1988 Will Perdue, Vanderbilt
- 1989 Chris Jackson, LSU
- 1990 Chris Jackson, LSU
- 1991 Shaquille O'Neal, LSU
- 1992 Shaquille O'Neal, LSU
- 1993 Jamal Mashburn, Kentucky
- Bill McCaffrey, Vanderbilt
- 1994 Corliss Williamson, Arkansas

- 1995 Corliss Williamson, Arkansas
- 1996 Tony Delk, Kentucky
- 1997 Ron Mercer, Kentucky
- 1998 Ansu Sesay, Ole Miss
- 1999 Chris Porter, Auburn
- 2000 Stromile Swift, LSU
- Dan Langhi, Vanderbilt
- 2001 Tayshaun Prince, Kentucky
- 2002 Erwin Dudley, Alabama
- 2003 Ron Slay, Tennessee
- 2004 Lawrence Roberts, Mississippi St.
- 2005 Brandon Bass, LSU
- 2006 Glen Davis, LSU
- 2007 Chris Lofton, Tennessee
- 2008 Shan Foster, Vanderbilt
- 2009 Marcus Thornton, LSU
- 2010 John Wall, Kentucky
- 2011 Chandler Parsons, Florida
- 2012 Anthony Davis, Kentucky
- 2013 Kentavious Caldwell-Pope, Georgia
- 2014 Scottie Wilbekin, Florida
- 2015 Bobby Portis, Arkansas
- 2016 Tyler Ulis, Kentucky
- 2017 Malik Monk, Kentucky
- 2018 Yante Maten, Georgia
- 2019 Grant Williams, Tennessee
- 2020 Mason Jones, Arkansas
- Reggie Perry, Mississippi State

SEC Player Of The Year – UPI

- 1965 Clyde Lee, Vanderbilt
 - 1966 Clyde Lee, Vanderbilt
 - 1967 Ron Widby, Tennessee
 - 1968 Pete Maravich, LSU
 - 1969 Pete Maravich, LSU
 - 1970 Pete Maravich, LSU
 - 1971 Johnny Neumann, Ole Miss
 - 1972 Mike Edwards, Tennessee
 - 1973 Wendell Hudson, Alabama
 - 1974 Jan van Breda Kolff, Vanderbilt
 - 1975 Bernard King, Tennessee
 - 1976 Bernard King, Tennessee
 - 1977 Ernie Grunfeld, Tennessee
 - 1978 Reggie King, Alabama
 - 1979 Reggie King, Alabama
 - 1980 Kyle Macy, Kentucky
 - 1981 Dominique Wilkins, Georgia
 - 1982 Dale Ellis, Tennessee
 - 1983 Jeff Malone, Mississippi State
 - 1984 Charles Barkley, Auburn
 - 1985 Kenny Walker, Kentucky
 - 1986 Kenny Walker, Kentucky
 - 1987 Derrick McKey, Alabama
 - Tony White, Tennessee
 - 1988 Will Perdue, Vanderbilt
 - 1989 Chris Jackson, LSU
 - 1990 Chris Jackson, LSU
 - 1991 Shaquille O'Neal, LSU
 - 1992 Shaquille O'Neal, LSU
- NOTE: UPI discontinued awarding its SEC Player of the Year after the 1992 season*

SEC Defensive Player Of The Year – Coaches

- 2004 Rashad Wright, Georgia
- 2005 Chuck Hayes, Kentucky
- 2006 Corey Brewer, Florida
- Tyrus Thomas, LSU
- 2007 Steven Hill, Arkansas
- 2008 Jarvis Varnado, Mississippi State
- 2009 Jarvis Varnado, Mississippi State
- 2010 Jarvis Varnado, Mississippi State
- 2011 Sam Muldrow, South Carolina
- 2012 Anthony Davis, Kentucky
- 2013 Nerlens Noel, Kentucky
- 2014 Patric Young, Florida
- 2015 Willie Cauley-Stein, Kentucky
- 2016 Tyler Ulis, Kentucky
- 2017 Robert Williams, Texas A&M
- 2018 Chris Silva, South Carolina
- Robert Williams, Texas A&M
- 2019 Ashton Hagans, Kentucky
- Tremont Waters, LSU
- 2020 Yves Pons, Tennessee

SEC Sixth-Man Player Of The Year – Coaches

- 2004 Scott Hundley, Vanderbilt
- 2005 Todd Abernethy, Ole Miss
- 2006 Eric Ferguson, Arkansas
- 2007 Chris Richard, Florida
- 2008 J.P. Prince, Tennessee
- 2009 Brandis Raley-Ross, South Carolina
- 2010 John Jenkins, Vanderbilt
- 2011 Brian Williams, Tennessee
- 2012 Darius Miller, Kentucky
- 2013 Kyle Wiltjer, Kentucky
- 2014 Dorian Finney-Smith, Florida
- 2015 Devin Booker, Kentucky
- 2016 Duame Notice, South Carolina
- 2017 Canyon Berry, Florida
- 2018 Jontay Porter, Missouri
- Lamonté Turner, Tennessee
- 2019 Hassani Gravett, South Carolina
- 2020 Tyson Carter, Mississippi State

SEC Freshman Player Of The Year – Coaches

- 2001 Justin Reed, Ole Miss
- 2002 Maurice Williams, Alabama
- 2003 Anthony Roberson, Florida
- 2004 Brandon Bass, LSU
- 2005 Glen Davis, LSU
- 2006 Tyrus Thomas, LSU
- 2007 Patrick Beverley, Arkansas
- 2008 Nick Calathes, Florida
- Patrick Patterson, Kentucky
- 2009 Terrico White, Ole Miss
- 2010 DeMarcus Cousins, Kentucky
- 2011 Terrence Jones, Kentucky
- 2012 Anthony Davis, Kentucky
- 2013 Nerlens Noel, Kentucky
- 2014 Julius Randle, Kentucky
- 2015 Karl-Anthony Towns, Kentucky
- 2016 Ben Simmons, LSU
- 2017 Malik Monk, Kentucky
- 2018 Collin Sexton, Alabama
- Kevin Knox, Kentucky
- 2019 Keldon Johnson, Kentucky
- 2020 Anthony Edwards, Georgia

SEC Newcomer Player Of The Year – Associated Press

- 1998 Jumaine Jones, Georgia
- Tony Harris, Tennessee
- 1999 Chris Porter, Auburn
- 2000 Joe Johnson, Arkansas
- 2001 Justin Reed, Ole Miss
- 2002 Jarvis Hayes, Georgia
- 2003 Anthony Roberson, Florida
- 2004 Lawrence Roberts, Mississippi State
- 2005 Glen Davis, LSU
- 2006 Tyrus Thomas, LSU
- 2007 Patrick Beverley, Arkansas
- 2008 Nick Calathes, Florida
- 2009 Terrico White, Ole Miss
- 2010 John Wall, Kentucky
- 2011 Terrence Jones, Kentucky
- 2012 Anthony Davis, Kentucky
- 2013 Marshall Henderson, Ole Miss
- 2014 Julius Randle, Kentucky
- 2015 Karl-Anthony Towns, Kentucky
- 2016 Ben Simmons, LSU
- 2017 Malik Monk, Kentucky
- 2018 Collin Sexton, Alabama
- 2019 Tyler Herro, Kentucky
- 2020 Anthony Edwards, Georgia

SEC Scholar-Athlete Of The Year – Coaches

- 2004 Shane Power, Mississippi State
- 2005 Brandon Bass, LSU
- 2006 Lee Humphrey, Florida
- 2007 Lee Humphrey, Florida
- 2008 Dave Bliss, Georgia
- 2009 Justin Knox, Alabama
- 2010 Ray Shipman, Florida
- 2011 Riley Benock, Mississippi State
- 2012 Patric Young, Florida
- 2013 Patric Young, Florida
- 2014 Patric Young, Florida
- 2015 Levi Randolph, Alabama
- 2016 Retin Obasohan, Alabama
- 2017 Luke Kornet, Vanderbilt
- 2018 Juwan Parker, Georgia
- 2019 Skylar Mays, LSU
- 2020 Skylar Mays, LSU

Academic/Community Service SEC Scholar-Athlete

- 1991 David Midlick, Ole Miss
 - 1993 Lang Wiseman, Tennessee*
 - 1994 William Fitzgerald, Ole Miss
 - 1996 Mark Pope, Kentucky
 - 1999 Jon Nordin, Georgia
 - 2003 Matt Bonner, Florida*
 - 2003 Terrance Meade, Alabama
 - 2005 John Chappell, South Carolina
- *H. Boyd McWhorter SEC Male Scholar-Athlete of the Year*

Brad Davis SEC Community Service Leader of the Year

- 1999 BJ McKie, South Carolina
- 2004 Michael Boynton, South Carolina
- 2014 Patric Young, Florida



SEC HONORS

SEC Coach Of The Year – Coaches

(Selected by Coaches Sponsored by the Knoxville News-Sentinel through the 1998 season)

- 1964 Adolph Rupp, Kentucky
- 1965 Roy Skinner, Vanderbilt
- 1966 Adolph Rupp, Kentucky
- 1967 Ray Mears, Tennessee
- 1968 Adolph Rupp, Kentucky
- 1969 Adolph Rupp, Kentucky
- 1970 Adolph Rupp, Kentucky
- 1971 Adolph Rupp, Kentucky
- 1972 Adolph Rupp, Kentucky
- 1973 Joe B. Hall, Kentucky
- 1974 Roy Skinner, Vanderbilt
- 1975 Joe B. Hall, Kentucky
- C.M. Newton, Alabama
- 1976 C.M. Newton, Alabama
- 1977 Ray Mears, Tennessee
- 1978 Joe B. Hall, Kentucky
- 1979 Dale Brown, LSU
- 1980 Bob Weltlich, Ole Miss
- 1981 Don DeVoe, Tennessee
- 1982 Don DeVoe, Tennessee
- 1983 Joe B. Hall, Kentucky
- Lee Hunt, Ole Miss
- 1984 Sonny Smith, Auburn
- 1985 Hugh Durham, Georgia
- 1986 Not Accepted
- 1987 Wimp Sanderson, Alabama
- 1988 Sonny Smith, Auburn
- 1989 Wimp Sanderson, Alabama
- 1990 Hugh Durham, Georgia
- Tommy Joe Eagles, Auburn
- 1991 Richard Williams, Mississippi State
- 1992 Lon Kruger, Florida
- 1993 Eddie Fogler, Vanderbilt
- 1994 Lon Kruger, Florida
- 1995 Richard Williams, Mississippi State
- 1996 Rick Pitino, Kentucky
- 1997 Eddie Fogler, South Carolina
- 1998 Nolan Richardson, Arkansas
- 1999 Cliff Ellis, Auburn
- 2000 John Brady, LSU
- 2001 Rod Barnes, Ole Miss
- 2002 Mark Gottfried, Alabama
- 2003 Tubby Smith, Kentucky
- 2004 Dave Odom, South Carolina
- 2005 Tubby Smith, Kentucky
- 2006 John Brady, LSU
- 2007 Kevin Stallings, Vanderbilt
- 2008 Billy Gillispie, Kentucky
- Bruce Pearl, Tennessee
- 2009 Trent Johnson, LSU
- 2010 Kevin Stallings, Vanderbilt
- 2011 Billy Donovan, Florida
- 2012 John Calipari, Kentucky
- 2013 Billy Donovan, Florida
- 2014 Billy Donovan, Florida
- 2015 John Calipari, Kentucky
- 2016 Billy Kennedy, Texas A&M
- 2017 Mike White, Florida
- 2018 Rick Barnes, Tennessee
- 2019 Kermit Davis, Ole Miss
- 2020 John Calipari, Kentucky

SEC Coach Of The Year – Associated Press

- 1960 Joel Eaves, Auburn
- 1961 Babe McCarthy, Mississippi State
- 1962 Babe McCarthy, Mississippi State
- 1964 Adolph Rupp, Kentucky
- 1965 Roy Skinner, Vanderbilt
- 1966 Adolph Rupp, Kentucky
- 1967 Ray Mears, Tennessee
- 1968 Adolph Rupp, Kentucky
- 1969 Adolph Rupp, Kentucky
- 1970 Adolph Rupp, Kentucky
- 1971 Kermit Davis, Mississippi State
- 1972 C.M. Newton, Alabama
- 1973 Dale Brown, LSU
- 1974 Roy Skinner, Vanderbilt
- 1975 Joe B. Hall, Kentucky
- 1976 C.M. Newton, Alabama
- 1977 Ray Mears, Tennessee
- 1978 Ron Greene, Mississippi State
- 1979 Don DeVoe, Tennessee
- 1980 Bob Weltlich, Ole Miss
- 1981 Dale Brown, LSU
- 1982 Don DeVoe, Tennessee
- 1983 Lee Hunt, Ole Miss
- 1984 Sonny Smith, Auburn
- 1985 Bob Boyd, Mississippi State
- 1986 Eddie Sutton, Kentucky
- 1987 Wimp Sanderson, Alabama
- Hugh Durham, Georgia
- 1988 C.M. Newton, Vanderbilt
- 1989 C.M. Newton, Vanderbilt
- 1990 Hugh Durham, Georgia
- 1991 Rick Pitino, Kentucky
- 1992 Lon Kruger, Florida
- 1993 Eddie Fogler, Vanderbilt
- 1994 Lon Kruger, Florida
- 1995 Richard Williams, Mississippi State
- 1996 Rick Pitino, Kentucky
- 1997 Rob Evans, Ole Miss
- 1998 Tubby Smith, Kentucky
- Jerry Green, Tennessee
- 1999 Cliff Ellis, Auburn
- 2000 John Brady, LSU
- 2001 Rod Barnes, Ole Miss
- 2002 Mark Gottfried, Alabama
- 2003 Tubby Smith, Kentucky
- 2004 Rick Stansbury, Mississippi State
- 2005 Tubby Smith, Kentucky
- 2006 Bruce Pearl, Tennessee
- 2007 Andy Kennedy, Ole Miss
- 2008 Bruce Pearl, Tennessee
- 2009 Trent Johnson, LSU
- 2010 John Calipari, Kentucky
- 2011 Billy Donovan, Florida
- 2012 John Calipari, Kentucky
- 2013 Billy Donovan, Florida
- 2014 Billy Donovan, Florida
- 2015 John Calipari, Kentucky
- 2016 Billy Kennedy, Texas A&M
- 2017 Mike White, Florida
- 2018 Rick Barnes, Tennessee
- 2019 Kermit Davis, Ole Miss
- 2020 Buzz Williams, Texas A&M

SEC Coach Of The Year – UPI

- 1965 Roy Skinner, Vanderbilt
- 1966 Adolph Rupp, Kentucky
- 1967 Ray Mears, Tennessee
- 1968 Adolph Rupp, Kentucky
- 1969 Adolph Rupp, Kentucky
- 1970 Adolph Rupp, Kentucky
- 1971 Adolph Rupp, Kentucky
- 1972 C.M. Newton, Alabama
- 1973 C.M. Newton, Alabama
- 1974 Roy Skinner, Vanderbilt
- 1975 Bob Davis, Auburn
- 1976 Roy Skinner, Vanderbilt
- 1977 Ray Mears, Tennessee
- 1978 Ron Greene, Mississippi State
- 1979 Wayne Dobbs, Vanderbilt
- 1980 Bob Weltlich, Ole Miss
- 1981 Don DeVoe, Tennessee
- 1982 Don DeVoe, Tennessee
- 1983 Lee Hunt, Ole Miss
- 1984 Sonny Smith, Auburn
- 1985 Bob Boyd, Mississippi State
- 1986 Eddie Sutton, Kentucky
- 1987 Wimp Sanderson, Alabama
- 1988 C.M. Newton, Vanderbilt
- 1989 Dale Brown, LSU
- 1990 Rick Pitino, Kentucky
- 1991* Richard Williams, Mississippi State

*Discontinued naming Coach of the Year after the 1991 season

SEC Coach Of The Year – Rupp Cup

(Awarded by Birmingham Tip-Off Club)

- 1974 Roy Skinner, Vanderbilt
- 1975 C.M. Newton, Alabama
- 1976 C.M. Newton, Alabama
- 1977 Ray Mears, Tennessee
- John Lotz, Florida
- 1978 Joe B. Hall, Kentucky
- 1979 Dale Brown, LSU
- 1980 Bob Weltlich, Ole Miss
- 1981 Don DeVoe, Tennessee
- 1982 Don DeVoe, Tennessee
- 1983 Joe B. Hall, Kentucky
- Lee Hunt, Ole Miss
- 1984 Sonny Smith, Auburn
- 1985 Hugh Durham, Georgia
- 1986 Not Accepted
- 1987 Wimp Sanderson, Alabama
- 1988 Sonny Smith, Auburn
- 1989 Wimp Sanderson, Alabama
- 1990 Hugh Durham, Georgia
- Tommy Joe Eagles, Auburn
- 1991 Richard Williams, Mississippi State
- 1992 Lon Kruger, Florida
- 1993 Eddie Fogler, Vanderbilt
- 1994 Lon Kruger, Florida
- 1995 Richard Williams, Mississippi State
- 1996 Rick Pitino, Kentucky
- 1997 Eddie Fogler, South Carolina
- 1998 Nolan Richardson, Arkansas
- 1999 Cliff Ellis, Auburn
- 2000 John Brady, LSU
- 2001 Rod Barnes, Ole Miss
- 2002 Mark Gottfried, Alabama
- 2003 Tubby Smith, Kentucky
- 2004 Dave Odom, South Carolina
- 2005 Tubby Smith, Kentucky
- 2006 John Brady, LSU
- 2007 Kevin Stallings, Vanderbilt
- 2008 Billy Gillispie, Kentucky
- Bruce Pearl, Tennessee
- 2009 Trent Johnson, LSU
- 2010 John Calipari, Kentucky
- 2011 Billy Donovan, Florida
- 2012 John Calipari, Kentucky
- 2013 Billy Donovan, Florida
- 2014 Billy Donovan, Florida
- 2015 John Calipari, Kentucky
- 2016 Billy Kennedy, Texas A&M
- 2017 Mike White, Florida
- 2018 Rick Barnes, Tennessee
- 2019 Kermit Davis, Ole Miss
- 2020 John Calipari, Kentucky

Alabama

1931	Lindy Hood	1-CH
1947	Jim Homer	3-Hlm
1955	Jerry Harper	3-Hlm
1956	Jerry Harper	2-Cv, Hm; 3-BC
1956	George Lynn	
1958	Jack Kubiszyn	2-Hlm
1965	Bob Andrews	X-Hlm
1973	Wendell Hudson	2-Cv; X-Hlm
1975	Leon Douglas	2-Consensus
	1-BW, SN, Cv; 2-AP, BC, Wk, NE; 3-UPI; X-Hlm	
1975	Charles Cleveland	5-BC
1976	Leon Douglas	1-NE, Cv;
	2-BC, SN, Wk; 3-AP; UPI, X-Hlm	
1977	T.R. Dunn	2-Cv; X-Hlm
1978	Reggie King	2-AP, Cv; X-Hlm
1979	Reggie King	1-Cv, WA; 2-AP, BC; X-Hlm
1980	Eddie Phillips	2-Cv
1982	Eddie Phillips	2-Cv
1983	Ennis Whatley	1-BT; 2-BC, SN, Cv;
	3-AP, UPI; X-Hlm	
1987	Derrick McKey	1-BT; 2-UPI, SN; 3-AP, BC, Wk
2002	Erwin Dudley	2-BT, 3-AP; HM-SI
2005	Kennedy Winston	3-Rv, X-CI; HM-AP
2006	Ronald Steele	3-SC; HM-AP
2008	Richard Hendrix	HM-AP
2018	Collin Sexton	HM-AP

Arkansas

1928	Glen Rose	1-Hlm
1929	Tom Pickell	1-CH
1929	Gene Lambert	1-Hlm
1930	Wear Schnoonover	2-CH
1931	James Sexton	3-CH
1932	James Sexton	3-CH
1936	Ike Poole	1-Consensus; 1-Hlm; 2-Cv
1938	Jack Robbins	3-NE
1941	John Adams	1-Consensus; 1-Hlm; 2-Cv
1943	Clayton Wynne	3-Pic
1946	Bill Flynt	3-Hlm
1946	George Kok	2-SN
1948	George Kok	3-AP
1973	Martin Terry	X-Hlm
1977	Ron Brewer	X-Hlm
1978	Ron Brewer	2-Consensus
	1-BW, Cv, WA; 2-AP; 3-Wk; X-Hlm	
1978	Marvin Delph	2-Cv
1978	Sidney Moncrief	1-WA; 2-UPI; 3-AP; BC; X-Hlm
1979	Sidney Moncrief	1-Consensus
	1-AP, BC, BW, Cv, WA; 2-UPI, SN; X-Hlm	
1981	Scott Hastings	X-Hlm
1982	Scott Hastings	X-Hlm
1983	Darrell Walker	2-Consensus; 2-AP, UPI, Cv; X-Hlm
1984	Alvin Robertson	2-UPI; 3-AP
1990	Todd Day	3-BT
1991	Todd Day	1-WA; 2-AP; 3-BC, BT, Wk
1992	Todd Day	1-WA; 2-BC, SN, Wk; 3-AP, UPI
1992	Lee Mayberry	3-AP, BC, BT
1994	Corliss Williamson	2-Consensus
	1-WA; 2-AP, BC, BW, UPI, Wk; 3-BT	
1995	Corliss Williamson	2-Consensus
	1-SN, WA, Wk; 2-AP, BC, BW, UPI	
1995	Scotty Thurman	3-BT
2006	Ronnie Brewer	3-BT; HM-AP
2015	Bobby Portis	2nd-Consensus; 1-BT; 2-AP, BW; 3-SN
2019	Daniel Gafford	HM-AP
2020	Mason Jones	HM-AP

Auburn

1932	Jack Stewart	2-CH
1959	Rex Frederick	2-Hlm
1960	Henry Hart	2-Hlm
1966	Lee DeFlore	X-Hlm
1970	John Mengelt	X-Hlm
1971	John Mengelt	2-BN; X-Hlm
1978	Mike Mitchell	2-Cv
1984	Charles Barkley	2-BT; 3-BC
1985	Chuck Person	1-WA; 2-SN
1986	Chuck Person	2-SN, Wk; 3-BC, BT
1994	Wesley Person	HM-AP, BW
1999	Chris Porter	2-Consensus
	1-BT, WA; 2-AP, BC, BW, SN; 3-Nw	
1999	Doc Robinson	X-CHI

Florida

1958	Joe Hobbs	1-Cv; 2-Hlm
1965	Brooks Henderson	Hm
1968	Neal Walk	2-AP, Cv, BN; 3-BC, UPI; X-Hlm
1969	Neal Walk	1-Cv; 2-SN; 3-AP, BC, UPI; X-Hlm
1970	Andy Owens	X-Hlm
2001	Udonis Haslem	3-AP
2002	Udonis Haslem	2-BC
2003	Matt Bonner	5-FS
2004	Anthony Roberson	HM-AP
2005	Anthony Roberson	HM-AP
2006	Joakim Noah	3-BT; HM-AP
2007	Corey Brewer	X-CI; HM-AP
2007	Taurean Green	HM-AP
2007	Al Horford	2-BC, BT, Rv; 3-AP; X-CI
2007	Joakim Noah	2-Consensus
	1-WA; 2-AP, BC, BW; 3-Rv; X-CI	
2011	Chandler Parsons	5-FS; HM-AP
2014	Scottie Wilbekin	HM-Consensus
	1-CBS; 3-AP, BC, SN; HM-USA	
2014	Patric Young	1st-SC; HM-AP
2014	Casey Prather	1st WA; HM-AP, USA

Georgia

1953	Zippy Morocco	3-Hlm
1969	Bob Lienhard	X-Hlm
1970	Bob Lienhard	X-Hlm
1981	Dominique Wilkins	2-SN, Cv; 3-Wk; X-Hlm
1982	Dominique Wilkins	1-Cv, BT, WA,
	Wk, NE; 2-BC, UPI, SN; 3-AP; X-Hlm	
1983	Vern Fleming	X-Hlm
1984	Vern Fleming	3-BC
1984	James Banks	
1990	Alec Kessler	2-UPI, 3-Wk
2002	Jarvis Hayes	HM-SI
2003	Jarvis Hayes	3-FS; X-CI; HM-SI
2013	Kentavious Caldwell-Pope	HM-AP
2018	Yante Maten	HM-AP

Kentucky

1921	Basil Hayden	1-Hlm
1925	Burgess Carey	1-Hlm
1929	Carey Spicer	1-Hlm
1930	Paul McBryer	1-Hlm
1930	Louis McGinnis	3-CH
1931	Carey Spicer	1-Hlm
1932	Forest Sale	1-Consensus; 1-Hlm, Cv, CH
1933	Forest Sale	1-Consensus; 1-Hlm, Cv, CH
1933	Ellis Johnson	1-Hlm
1934	William Davis	3-Cv
1934	John DeMoisey	1-Hlm
1935	LeRoy Edwards	1-Consensus; 1-Hlm; 2-Cv
1939	Bernard Opper	2-Consensus; 1-Cv; 2-NE
1941	Lee Huber	1-Hlm
1943	Milton Ticco	3-Pic
1944	Bob Brannum	1-Hlm, SN; 2-Cv, Pic
1945	Wilber Schu	2-DD
1946	Jack Parkinson	2-Consensus; 1-Hlm, Cv; 3-Tru
1946	Jack Tingle	3-SN
1947	Ralph Beard	1-Consensus; 1-Hlm, Cv, Tru, BC
1947	Alex Groza	1-Consensus; 1-Tru, BC; 2-Hlm, Cv
1947	Wallace Jones	2-Hlm, Cv
1947	Jack Tingle	2-Tru, BC
1948	Ralph Beard	1-Consensus
	1-AP, Hm, Cv, Tru, BC	
1948	Alex Groza	2-Consensus
	1-Cv; 2-AP, Hm, Tru, BC	
1948	Wallace Jones	3-Cv, Tru
1949	Ralph Beard	1-Consensus
	1-AP, UPI, Col, Hm; 2-Lk, Cv; 3-SN	
1949	Alex Groza	1-Consensus
	1-AP, UPI, Lk, Col, Cv, Hm, SN	
1949	Wallace Jones	2-Consensus; 1-UPI, Cv; 2-AP, SN
1950	Jim Line	3-UPI
1950	Bill Spivey	2-INS; 3-AP, UPI, Hm
1951	Bill Spivey	1-Consensus
	1-AP, UPI, Lk, INS, Col, Cv, Hm, SN	
1951	Frank Ramsey	2-SN; 3-AP, UPI, Cv
1952	Cliff Hagan	1-Consensus
	1-AP, UPI, INS, Col, Hm, Ath; 2-Cv	
1952	Frank Ramsey	1-Cv, Ath; 2-AP, UPI, Hm
1952	Robert Watson	3-Ath
1954	Cliff Hagan	1-Consensus
	1-AP, UPI, INS, NE, Col, Hm, BC; 2-Lk, Cv, Tm	
1954	Frank Ramsey	2-Consensus
	1-Lk, Cv; 2-AP, UPI, INS, Hm, Tm, BC	
1955	Bob Burrow	2-Hlm; 3-AP
1956	Bob Burrow	2-Consensus; 1-Lk, BC;
	2-NE, Col, CV, Hm; 3-AP, UPI	
1957	Johnny Cox	3-UPI, Hm
1958	Vernon Hatton	1-Cv, Hm
1959	Johnny Cox	1-Consensus
	1-AP, BC, Lk, Cv, Hm; 2-UPI, NE, SN	
1961	Billy Ray Lickert	2-Hlm
1962	Cotton Nash	2-Consensus
	1-Lk, Hm, CA; 2-AP, UPI, Cv, SN; 3-BC	
1963	Cotton Nash	2-Consensus
	1-BW, Lk; 2-AP, BC, UPI, NE, Cv; X-Hlm	
1964	Cotton Nash	1-Consensus
	1-AP, BC, BW, UPI, Cv, NE; 2-SN; X-Hlm	
1966	Louie Dampier	2-Consensus
	1-AP, Cv; 2-BC, UPI; X-Hlm	
1966	Pat Riley	1-BW; 2-Cv; 3-AP, UPI; X-Hlm
1966	Thad Jaracz	3-AP



ALL-AMERICAS

1967 Louie Dampier..... 2-Consensus
2-AP, Cv; 3-BC, UPI; X-Hlm

1968 Mike Casey 3-BN

1969 Dan Issel 2-Consensus
1-BW, Cv; 2-AP, BC, SN; 3-UPI; X-Hlm

1970 Dan Issel 1-Consensus
1-AP, BC, BW, UPI, SN, Cv, BN, NE; X-Hlm

1970 Mike Pratt 2-Cv

1974 Kevin Grevey 5-BC; X-Hlm

1975 Kevin Grevey 2-Consensus
1-BW, Cv; 2-AP, BC, UPI, SN; X-Hlm

1976 Jack Givens X-Hlm

1977 Jack Givens 4-BC; X-Hlm

1977 Rick Robey 1-Cv; 4-BC

1978 Jack Givens 2-Consensus
1-Cv, WA; 2-AP, BC, BW, UPI; X-Hlm

1978 Rick Robey 2-Consensus;
1-BC, Cv, WA; 2-UPI, SN; 3-AP, Wk; X-Hlm

1978 Kyle Macy 3-UPI

1979 Kyle Macy 2-Cv; 3-BC

1980 Kyle Macy 1-Consensus
1-AP, BC, BW, UPI, SN, Cv, WA, NE; X-Hlm

1981 Sam Bowie 2-Consensus
1-Cv; 2-BC, BW, SN, BT; 3-AP, UPI, Wk, X-Hlm

1983 Melvin Turpin X-Hlm

1984 Melvin Turpin 2-Consensus
2-BC, BW, Wk; 3-AP, UPI, BT

1984 Sam Bowie 2-AP, SN

1985 Kenny Walker 2-Consensus
1-WA, Wk; 2-AP, BC, BW, UPI, BT

1986 Kenny Walker 1-Consensus
1-AP, BC, BW, UPI, BT, WA, Wk; 2-SN, Al

1988 Rex Chapman 3-BC, BT

1992 Jamal Mashburn 2-BT; 3-Wk

1993 Jamal Mashburn 1-Consensus
1-AP, BC, BW, UPI, SN, BT, WA

1995 Tony Delk 3-Wk

1996 Tony Delk 1-Consensus
1-BW, UPI, WA; 2-AP, BC, SN, BT

1997 Ron Mercer 1-Consensus
1-AP, BC, BW, WA; 2-SN, BT

1999 Scott Padgett 1-WA

2001 Tayshaun Prince 2-Consensus
1-WA; 2-AP, BW, BT; 3-BC

2002 Tayshaun Prince 2-BC, 3-AP

2003 Keith Bogans 2-BC; 3-AP, SN, BT; 5-FS; HM-SI

2004 Erik Daniels HM-AP

2004 Gerald Fitch 1-SC; HM-AP, SI

2005 Chuck Hayes HM-AP

2009 Jodie Meeks 2-AP, BC, BW, SN, ES, Rv;
4-FS, HM-CI

2009 Patrick Patterson HM-CI

2010 DeMarcus Cousins 1-AP, WA, CBS, FS, Rv;
2-BC, SN, BT, BW

2010 Patrick Patterson HM-AP, Rv

2010 John Wall 1-Consensus
1-AP, SN, BW, BC, BT, WA, CBS, FS, Rv

2011 Terrence Jones HM-AP

2011 Brandon Knight 5-FS; HM-AP

2012 Anthony Davis 1-Consensus
1-AP, SN, BW, BC, BT, WA, CBS, FS, Rv

2012 Michael Kidd-Gilchrist 2-AP, BW, BC, SN, CBS

2014 Julius Randle HM-Consensus
2-CBS, USA; 3-AP, BC

2015 Willie Cauley-Stein 1-Consensus
1-WA, AP, BW, BC, USA, SN, NB; 2-BT, SI

2015 Karl-Anthony Towns 2-Consensus
1-USA; 2-AP, BC, BT, SI; 3-SN

2016 Tyler Ulis 1-Consensus
1-AP, SN, WA, SI, USA, CBS; 2-BW, BC

2016 Jamal Murray Consensus
1-USA; 2-AP, BC, SI, CBS; 3-SN

2017 Malik Monk 2-Consensus

1-WA; 2-AP, BW, BC, SN, USA, NB; 3-CBS

2017 De'Aaron Fox 3-USA, CBS; HM-AP

2018 Kevin Knox HM-AP

2019 PJ Washington 3-Consensus
1-CI; 2-USA; 3-AP, BW, BC, BT, SI, SN

2019 Reid Travis 1-SC

2020 Immanuel Quickley HM-AP

LSU

1935 Sparky Wade 1-Cv

1946 Bob Lowther 3-Hlm

1952 Bob Pettit 2-AP, UPI, Hm; 4-Cv

1953 Bob Pettit 2-Consensus; 1-Hlm;
2-AP, UPI, Lk, INS, NE, Col; 3-Cv

1954 Bob Pettit 1-Consensus
1-AP, UPI, INS, Col, Cv, Hm, Tm, BC; 2-NE; 3-Lk

1956 Roger Sigler 2-Hlm

1968 Pete Maravich 1-Consensus
1-AP, BC, BW, UPI, SN, Cv, BN, NE; X-Hlm

1969 Pete Maravich 1-Consensus
1-AP, BC, BW, UPI, SN, Cv, NE; X-Hlm

1970 Pete Maravich 1-Consensus
1-AP, BC, BW, UPI, SN, Cv, BN, NE; X-Hlm

1980 Durand Macklin 1-Cv; 2-SN; X-Hlm

1981 Durand Macklin 2-Consensus
1-BW, Cv, WA; 2-BC, UPI, Wk; 3-BT, X-Hlm

1981 Ethan Martin 3-BT

1982 Howard Carter 2-Cv

1983 Howard Carter 2-Cv

1989 Chris Jackson 1-Consensus
1-AP, BW, UPI, SN, Al; 2-BC, BT, Wk

1990 Chris Jackson 1-Consensus
1-AP, BC, BW, WA, Al; 2-UPI, SN, BT, Wk

1991 Shaquille O'Neal 1-Consensus
1-AP, BC, BW, UPI, SN, BT, WA, Wk, Al

1992 Shaquille O'Neal 1-Consensus
1-AP, BC, BW, UPI, SN, BT, WA, Wk; 2- Al

2000 Stromile Swift 2-Consensus; 2-BW, BT; 3-AP, BC

2004 Jaime Lloreda HM-AP, SI

2005 Brandon Bass 3-Rv; HM-AP

2006 Glen Davis 2-SN, BT, CBS, Rv; 3-AP

2007 Glen Davis HM-AP

2009 Marcus Thornton 2-Rv; HM-AP

2015 Jarell Martin HM-AP

2016 Ben Simmons 1-Consensus
1-BW, BC; 2-AP, SN, SI; 3-USA, CBS

2019 Tremont Waters HM-AP

2020 Skylar Mays 2-SC

Ole Miss

1938 Bonnie Graham 1-Hlm

1955 Denver Bracheen 2-Hlm

1957 Joe Gibbon 1-Hlm; 2-UPI, Cv

1964 Don Kessinger

1971 Johnny Neumann 2-Consensus
1-Cv; 2-AP, BC, BW, UPI, NE; 3-BN; X-Hlm

1980 John Stroud 1-WA; 3-AP; X-Hlm

1998 Ansu Sesay 2-Consensus
1-WA; 2-AP, BC, BW, BT

2001 Rahim Lockhart 3-BT

Mississippi State

1957 Jim Ashmore 1-Hlm; 2-Cv; 3-AP, UPI

1958 Bailey Howell 2-Consensus
1-Lk; 2-AP, Cv, Hm; 3-BC, UPI

1959 Bailey Howell 1-Consensus
1-AP, BC, UPI, Lk, NE, Cv, Hm, SN

1962 W.D. "Red" Stroud 1-CA; 2-Cv; 3-Hlm

1963 Leland Mitchell Cv

1963 W.D. "Red" Stroud 2-Cv; X-Hlm

1980 Rickey Brown X-Hlm

1983 Jeff Malone 1-SN; 3-BC; 5-Bt; X-Hlm

2003 Mario Austin 5-FS

2004 Lawrence Roberts 1-Consensus
1-AP, BC, BW, WA, AR; FS, SC; 2-SN, BT, ES

2004 Timmy Bowers X-CI

2005 Lawrence Roberts HM-AP, Rv

2007 Jamont Gordon 3-Rv

2008 Jamont Gordon 2-Rv; HM-AP

2009 Jarvis Varnado HM-AP

2010 Jarvis Varnado HM-AP

Missouri

1916	Fred Williams.....	1-Hlm
1918	Craig Ruby.....	1-Hlm
1919	Craig Ruby.....	1-Hlm
1920	George Williams.....	1-Hlm
1921	Herbert Bunker.....	1-Hlm
1921	George Williams.....	1-Hlm
1922	Arthur Browning.....	1-Hlm
1922	Herbert Bunker.....	1-Hlm
1923	Arthur Browning.....	1-Hlm
1923	Herbert Bunker.....	1-Hlm
1930	Marshall Craig.....	1-Hlm
1931	Max Collings.....	1-CH
1939	John Lobsiger.....	1-Hlm
1940	John Lobsiger.....	1-Hlm
1952	Bill Stauffer.....	1-Hlm; 2-Cv
1956	Norm Stewart.....	1-Hlm
1961	Charles Henke.....	3-Hlm
1973	John Brown.....	2-SN, Cv, NE; 3-AP, BC; X-Hlm
1976	Willie Smith.....	1-Cv; 2-BW; 3-BC; X-Hlm
1982	Ricky Frazier.....	1-Cv, BT; 2-Wk; 3-AP, BC, UPI; X-Hlm
1982	Steve Stipanovich.....	2-Cv
1983	Steve Stipanovich.....	2-Consensus
		1-Cv, WA; 2-AP, BC, SN, Wk; X-Hlm
1983	Jon Sundvold.....	2-Consensus
		2-BC, UPI, Cv; 4-BT; x-Hlm
1987	Derrick Chievous.....	2-UPI; 3-AP, BT
1990	Doug Smith.....	2-Consensus
		1-Wk; 2-AP, BC, BW, UPI, SN
1990	Anthony Peeler.....	2-BT; 3-UPI
1991	Doug Smith.....	2-UPI, SN; 3-AP, BT, Wk
1992	Anthony Peeler.....	2-Consensus
		2-AP, BC, BW, UPI; 3-BT, Wk
1994	Melvin Booker.....	2-Consensus; 2-AP, BW, UPI
2009	DeMarre Carroll.....	HM-AP
2012	Marcus Denmon.....	2-Consensus
		2-AP, BW, BC, SN
2013	Phil Pressey.....	HM-AP

South Carolina

1933	Freddie Tompkins.....	3-CH
1951	Jim Slaughter.....	2-Hlm; 3-SN
1957	Grady Wallace.....	2-Consensus
		1-UPI, INS, Cv, Hm; 2-AP
1968	Skip Harlicka.....	2-Cv
1969	John Roche.....	2-Cv; X-Hlm
1970	John Roche.....	1-BW, Cv, BN;
		2-AP, UPI; 3-BC; X-Hlm
1971	John Roche.....	2-Consensus
		1-SN, Cv, NE, BN; 2-AP, BC, BW; X-Hlm
1971	Tom Owens.....	5-BN
1972	Tom Riker.....	1-Consensus
		1-AP, BC, BW, Cv; 2-UPI, SN; X-Hlm
1973	Kevin Joyce.....	2-Consensus
		1-Cv; 2-AP, BC, UPI, SN, Wk; X-Hlm
1974	Brian Winters.....	X-Hlm
1975	Alex English.....	
1981	Zam Fredrick.....	X-Hlm
1996	Larry Davis.....	3-BW
1998	BJ McKie.....	3-BW
2009	Devan Downey.....	HM-AP
2010	Devan Downey.....	HM-AP, SN, Rv
2017	Sindarius Thornwell.....	1-CBS; 3-BT; HM-AP

Tennessee

1936	Harry Anderson.....	2-Cv
1942	Richard Mehen.....	2-Pic
1943	Richard Mehen.....	3-NE
1945	Paul Walther.....	1-DD
1946	Garland O'Shields.....	3-Hlm
1949	Paul Walther.....	2-SN
1955	Ed Wiener.....	
1959	Gene Tormohlen.....	2-Cv
1964	Danny Schultz.....	2-Cv
1965	A.W. Davis.....	1-BW; 2-Cv; 3-AP, UPI; X-Hlm
1966	Austin "Red" Robbins.....	X-Hlm
1967	Ron Widby.....	2-AP, Cv; 3-UPI; X-Hlm
1968	Tom Boerwinkle.....	X-Hlm
1969	Bill Justus.....	X-Hlm
1971	Jimmy England.....	2-BN; X-Hlm
1975	Bernard King.....	2-UPI, Cv, Wk; 3-BC; X-Hlm
1976	Bernard King.....	2-Consensus
		1-BW; 2-UPI, Cv; 3-AP, BC; X-Hlm
1976	Ernie Grunfeld.....	2-Cv; 3-BC, UPI; X-Hlm
1977	Bernard King.....	1-Consensus
		1-AP, UPI, Cv, Wk; 2-BC, BW, SN; X-Hlm
1977	Ernie Grunfeld.....	2-Consensus; 1-WA;
		2-AP, BC, BW, UPI, SN, Cv; X-Hlm
1979	Reggie Johnson.....	X-Hlm
1980	Reggie Johnson.....	2-Cv; X-Hlm
1981	Howard Wood.....	2-Cv
1982	Dale Ellis.....	2-Consensus
		1-Bw, Cv; 2-AP, BT, Wk; 3-BC; X-Hlm
1983	Dale Ellis.....	1-Consensus
		1-AP, BC, SN, Cv, BT, WA, Wk, NE;
		2-BW, UPI; X-Hlm
1987	Tony White.....	3-AP, UPI
1992	Allan Houston.....	2-SN; 3-BC
1993	Allan Houston.....	2-SN; 3-AP, BC
2003	Ron Slay.....	3-AP, FS; HM-SI; X-CI
2006	Chris Lofton.....	2-SN; 3-BC, Rv; HM-AP
2007	Chris Lofton.....	2-Consensus
		2-AP, SN, BT, Rv, SI; 3-BC
2008	Chris Lofton.....	2-Consensus
		1-SC; 2-BC, BW, WA; 3-AP
2008	Tyler Smith.....	3-BT, Rv; HM-AP
2011	Tobias Harris.....	5-FS; HM-AP, SI
2018	Grant Williams.....	HM-AP
2019	Grant Williams.....	1-Consensus
		1-AP, WA, BW, BC, BT, SI, SN, ST, CI; 2-USA
2019	Admiral Schofield.....	HM-AP

Texas A&M

1951	Walter Davis.....	3-Hlm
1961	Carroll Broussard.....	1-CA; 2-Hlm
1963	Bennie Lenox.....	X-Hlm
1964	Bennie Lenox.....	X-Hlm
1965	John Beasley.....	X-Hlm
1966	John Beasley.....	X-Hlm
2005	Antoine Wright.....	HM-SI
2007	Acie Law IV.....	1-Consensus
		1-AP, BW, BC, SN
2016	Danuel House.....	HM-AP

Vanderbilt

1950	Billy Joe Adcock.....	2-PG; 2-Hlm, SN
1965	Clyde Lee.....	2-Consensus
		1-BW, Cv; 2-AP, UPI; X-Hlm
1966	Clyde Lee.....	1-Consensus
		1-AP, BC, BW, UPI, Cv, NE; X-Hlm
1974	Jan van Breda Kolff.....	2-Cv; 4-BC
1969	Tom Hagan.....	
1988	Will Perdue.....	1-AI; 3-AP, BC, BT, Wk
1993	Bill McCaffrey.....	2-Consensus
		1-WA; 2-BW, SN, BT; 3-AP, BC, UPI
2000	Dan Langhi.....	3-BT
2004	Matt Freije.....	1-SC; 3-BC, SN; HM-AP, SI
2007	Derrick Byars.....	2-Rv; HM-AP
2008	Shan Foster.....	2-Consensus
		1-BT, SC, Rv; 2-AP, BW, SN, CH; 3-BC; HM-ES
2012	John Jenkins.....	3-AP, SN

Note

In the columns, 1=first team, 2=second team, 3=third team, 4=fourth team, 5=fifth team, HM=honorable mention and X=selected with no breakdown of teams.

Key

AI - The World Almanac
 AP - The Associated Press
 AR - Adolph L. Rupp Awards
 Ath - Athletic Publications
 BC - National Association of Basketball Coaches
 BN - The Basketball News
 BT - The Basketball Times
 BW - U.S. Basketball Writers Association
 CA - Coach and Athlete
 CBS - CBS Sports
 CH - College Humor Magazine
 CHI - College Hoops Insider
 CI - Collegelinsider.com
 Col - Colliers (Basketball Coaches)
 Cv - Converse Yearbook
 DD - Don Dunphy
 ES - ESPN.com
 FS - FoxSports.com
 Hlm - Helms Foundation
 INS - International News Service
 Lk - Look Magazine
 NB - NBC Sports
 NE - Newspaper Enterprises Assn.
 Nw - Basketball News
 PG - Police Gazette
 Pic - Pic Magazine
 Rv - Rivals.com
 USA - USA Today
 SC - Senior CLASS Award
 SI - Sports Illustrated
 SN - The Sporting News
 ST - Stadium
 Tm - Tempo
 Tru - True Magazine
 UPI - United Press International
 WA - John R. Wooden Award
 Wk - Basketball Weekly



ALL-SEC TEAMS

1949

AP First Team: F - Wallace Jones, Kentucky; F - Virgil Risner, Tulane; C - Alex Groza, Kentucky; G - Ralph Beard, Kentucky; G - Paul Walther, Tennessee

AP Second Team: Billy Joe Adcock, Vanderbilt; Jim Riffe, Tulane; Jim Nolan, Georgia Tech; Cliff Barker, Kentucky; Hugh Jones, Tennessee

AP Third Team: Warren Perkins, Tulane; Colin Anderson, Georgia Tech; Joe Jordan, Georgia; Dale Barnstable, Kentucky; Bob Healey, Georgia

1950

AP First Team: F - Billy Joe Adcock, Vanderbilt; F - Jim Riffe, Tulane; C - Bill Spivey, Kentucky; G - Jim Line, Kentucky; G - Colin Anderson, Georgia Tech

AP Second Team: Walter Hirsch, Kentucky; Mel Payton, Tulane; Bob Schloss, Georgia; Don Lanford, Auburn; Herb Hargett, Mississippi State

AP Third Team: Dick McKenzie, Alabama; Bill Lynn, Auburn; Art Burris, Tennessee; Bob Healey, Georgia; Bob Meador, LSU; Hans Tanzler, Florida

1951

AP First Team: F - Mel Payton, Tulane; F - Frank Ramsey, Kentucky; C - Bill Spivey, Kentucky; G - Dave Kardokus, Vanderbilt; G - Bobby Watson, Kentucky

AP Second Team: Joe Dean, LSU; Shelby Linville, Kentucky; Paul Sullivan, Alabama; Herb Hargett, Mississippi State; Joe Jordan, Georgia

AP Third Team: Harry Hamilton, Florida; Pete Silas, Georgia Tech; Bob Schloss, Georgia; Don Lanford, Auburn; Bob Garrison, Tennessee; Bob Schneider, Alabama

1952

AP First Team: F - Cliff Hagan, Kentucky; F - Frank Ramsey, Kentucky; C - Bob Pettit, LSU; G - Joe Dean, LSU; G - Bobby Watson, Kentucky

AP Second Team: Rick Casares, Florida; Dave Kardokus, Vanderbilt; Paul Sullivan, Alabama; Coyte Vance, Mississippi State; Don Holt, Tulane

1953

AP First Team: F - Cob Jarvis, Ole Miss; F - Pete Silas, Georgia Tech; C - Bob Pettit, LSU; G - Zippy Morocco, Georgia; G - Curt Cunkle, Florida

AP Second Team: Rick Casares, Florida; Dan Finch, Vanderbilt; Jerry Harper, Alabama; Benny McArdle, LSU; Gerald Caveness, Mississippi State

1954

AP First Team: F - Cob Jarvis, Ole Miss; F - Dan Finch, Vanderbilt; C - Bob Pettit, LSU; G - Cliff Hagan, Kentucky; G - Frank Ramsey, Kentucky

AP Second Team: Lou Tsiropoulos, Kentucky; Ed Wiener, Tennessee; Carl Widseth, Tennessee; Denver Brackeen, Ole Miss; Hal Cervini, Tulane

AP Third Team: Bob Miller, Auburn; Leon Marlaire, Alabama; Jerry Harper, Alabama; Gerald Caveness, Mississippi State; Benny McArdle, LSU

1955

AP First Team: F - Bob Burrow, Kentucky; F - Carl Widseth, Tennessee; C - Jerry Harper, Alabama; G - Denver Brackeen, Ole Miss; G - Ed Wiener, Tennessee

AP Second Team: Hal Cervini, Tulane; Bob Emrick, Florida; George Linn, Alabama; Jim Ashmore, Mississippi State; Bill Kirkpatrick, Auburn

AP Third Team: Bill Evans, Kentucky; Murphy McManus, Georgia; Joe Helms, Georgia Tech; Al Rochelle, Vanderbilt; Sonny Powell, Florida

1956

AP First Team: F - Bob Burrow, Kentucky; F - George Linn, Alabama; C - Jerry Harper, Alabama; G - Roger Sigler, LSU; G - Jim Ashmore, Mississippi State

AP Second Team: Jerry Bird, Kentucky; Jim Gibbon, Ole Miss; Carl Widseth, Tennessee; Al Rochelle, Vanderbilt; Babe Taylor, Vanderbilt

AP Third Team: Bobby Kimmel, Georgia Tech; Bobby Thym, Vanderbilt; Bob Emrick, Florida; Herman Thompson, Tennessee; Jim O'Donnell, Auburn

Coaches First Team: F - George Linn, Alabama; F - Bob Burrow, Kentucky; C - Jerry Harper, Alabama; G - Jim Ashmore, Mississippi State; G - Al Rochelle, Vanderbilt

Coaches Second Team: F - Jerry Bird, Kentucky; F - Joe Gibbon, Ole Miss; C - Carl Widseth, Tennessee; G - Roger Sigler, LSU; G - Babe Taylor, Vanderbilt; G - Al Rochelle, Vanderbilt

1957

AP First Team: F - Joe Gibbon, Ole Miss; F - Johnny Cox, Kentucky; C - Bailey Howell, Mississippi State; G - Jim Ashmore, Mississippi State; G - Al Rochelle, Vanderbilt

AP Second Team: Calvin Grosscup, Tulane; Bobby Thym, Vanderbilt; Ed Beck, Kentucky; Jack Kubiszyn, Alabama; Joe Hobbs, Florida

AP Third Team: Roger Sigler, LSU; Jim Fulmer, Alabama; Rex Frederick, Auburn; Herman Thompson, Tennessee; Bobby Kimmel, Georgia Tech

Coaches First Team: F - Johnny Cox, Kentucky; C - Bailey Howell, Mississippi State; C - Joe Gibbon, Ole Miss; G - Calvin Grosscup, Tulane; G - Jim Ashmore, Mississippi State

Coaches Second Team: F - Al Rochelle, Vanderbilt; C - Bobby Kimmel, Georgia Tech; C - Bobby Thym, Vanderbilt; G - Jack Kubiszyn, Alabama; G - Joe Hobbs, Florida

1958

AP First Team: F - Bailey Howell, Mississippi State; F - Rex Frederick, Auburn; C - Gene Tormohlen, Tennessee; G - Jack Kubiszyn, Alabama; G - Joe Hobbs, Florida

AP Second Team: Johnny Cox, Kentucky; Vernon Hatton, Kentucky; Terry Randall, Georgia Tech; Jim Henry, Vanderbilt; Buddy Blemker, Georgia Tech

AP Third Team: John Crigler, Kentucky; Jim Fulmer, Alabama; Dave Denton, Georgia Tech; Jimmy Lee, Auburn; Carlton Garner, Ole Miss

Coaches: Buddy Blemker, Georgia Tech; Johnny Cox, Kentucky; Rex Frederick, Auburn; Vernon Hatton, Kentucky; Jim Henry, Vanderbilt; Joe Hobbs, Florida; Bailey Howell, Mississippi State; Jack Kubiszyn, Alabama; Terry Randall, Georgia Tech; Gene Tormohlen, Tennessee

1959

AP First Team: F - Johnny Cox, Kentucky; F - Rex Frederick, Auburn; C - Gene Tormohlen, Tennessee; G - Bailey Howell, Mississippi State; G - Jim Henry, Vanderbilt

AP Second Team: Jimmy Lee, Auburn; Gary Stoll, Tulane; Terry Randall, Georgia Tech; Ray Blemker, Georgia Tech; Henry Hart, Auburn

AP Third Team: Vic Klinker, Tulane; Bill Lickert, Kentucky; Dalen Showalter, Tennessee; Ken Coulter, Tennessee; Jack Waters, Ole Miss

Coaches: Buddy Blemker, Georgia Tech; Johnny Cox, Kentucky; Rex Frederick, Auburn; Jim Henry, Vanderbilt; Bailey Howell, Mississippi State; Vic Klinker, Tulane; Bill Lickert, Kentucky; Dalen Showalter, Tennessee; Gary Stoll, Tulane; Gene Tormohlen, Tennessee

1960

AP First Team: F - Henry Hart, Auburn; F - Dalen Showalter, Tennessee; C - Dave Denton, Georgia Tech; G - Roger Kaiser, Georgia Tech; G - Jack Waters, Ole Miss

AP Second Team: Don Mills, Kentucky; Jack Ardon, Tulane; Jerry Graves, Mississippi State; Bill Lickert, Kentucky; Vic Klinker, Tulane

AP Third Team: Charles Hull, Mississippi State; Ben Rowan, Vanderbilt; David Vaughn, Auburn; Phil Simpson, Georgia; Ivan Richman, Ole Miss

Coaches: Dave Denton, Georgia Tech; Bill Depp, Vanderbilt; Jerry Graves, Mississippi State; Henry Hart, Auburn; Roger Kaiser, Georgia Tech; Vic Klinker, Tulane; Bill Lickert, Kentucky; Don Mills, Kentucky; Dalen Showalter, Tennessee; Jack Waters, Ole Miss

1961

AP First Team: F - Jerry Graves, Mississippi State; F - Bill Lickert, Kentucky; C - Bill Depp, Vanderbilt; G - Roger Kaiser, Georgia Tech; G - George Nattin, LSU

AP Second Team: Jim Fibbe, Auburn; Jack Ardon, Tulane; Jim Kerwin, Tulane; Lou Merchant, Florida; Phil Simpson, Georgia

AP Third Team: Don Ringstaff, Vanderbilt; Henry Hoskins, Alabama; Larry Pennington, Alabama; Jack Waters, Ole Miss; W.D. Stroud, Mississippi State

Coaches: Jack Ardon, Tulane; Bill Depp, Vanderbilt; Jimmy Fibbe, Auburn; Jerry Graves, Mississippi State; Roger Kaiser, Georgia Tech; Bill Lickert, Kentucky; Lou Merchant, Florida; George Nattin, LSU; Larry Pennington, Alabama; Jack Waters, Ole Miss

1962

AP First Team: F - Jim Kerwin, Tulane; F - Leland Mitchell, Mississippi State; C - Cotton Nash, Kentucky; G - W.D. Stroud, Mississippi State; G - Larry Pursiful, Kentucky

AP Second Team: Cliff Luyk, Florida; Donnie Kessinger, Ole Miss; Layton Johns, Auburn; John Russell, Vanderbilt; Allan Johnson, Georgia

AP Third Team: Billy Tinker, Auburn; Maury Drummond, LSU; Jack Ardon, Tulane; George Nattin, LSU; Carroll Burchett, Kentucky

Coaches: Layton Johns, Auburn; Allan Johnson, Georgia; Jim Kerwin, Tulane; Donnie Kessinger, Ole Miss; Cliff Luyk, Florida; Leland Mitchell, Mississippi State; Cotton Nash, Kentucky; Larry Pursiful, Kentucky; John Russell, Vanderbilt; W.D. Stroud, Mississippi State

1963

AP First Team: F - Layton Johns, Auburn; F - Leland Mitchell, Mississippi State; C - Cotton Nash, Kentucky; G - W.D. Stroud, Mississippi State; G - Donnie Kessinger, Ole Miss

AP Second Team: Jim Kerwin, Tulane; Ellis Cooper, LSU; Jim Caldwell, Georgia Tech; John Russell, Vanderbilt; Danny Schultz, Tennessee

AP Third Team: Joe Dan Gold, Mississippi State; Mike Tomasovich, Georgia Tech; Bob Andrews, Alabama; Tom Baxley, Florida; John Blackwell, Auburn

Coaches: Jim Caldwell, Georgia Tech; Ellis Cooper, LSU; Joe Dan Gold, Mississippi State; Layton Johns, Auburn; Jim Kerwin, Tulane; Donnie Kessinger, Ole Miss; Leland Mitchell, Mississippi State; Cotton Nash, Kentucky; John Russell, Vanderbilt; Danny Schultz, Tennessee; W.D. Stroud, Mississippi State

1964

AP First Team: F - Cotton Nash, Kentucky; F - Dick Maile, LSU; C - Clyde Lee, Vanderbilt; G - Danny Schultz, Tennessee; G - Donnie Kessinger, Ole Miss

AP Second Team: A.W. Davis, Tennessee; Ted Deeken, Kentucky; Jim Caldwell, Georgia Tech; R.D. Craddock, Georgia Tech; Brooks Henderson, Florida; John Ed Miller, Vanderbilt

AP Third Team: Jerry Waller, Georgia; Larry Conley, Kentucky; Lee DeFore, Auburn; Doug Hutton, Mississippi State; Jimmy Pitts, Georgia

Coaches: Jim Caldwell, Georgia Tech; R.D. Craddock, Georgia Tech; A.W. Davis, Tennessee; Ted Deeken, Kentucky; Donnie Kessinger, Ole Miss; Clyde Lee, Vanderbilt; Dick Maile, LSU; John Ed Miller, Vanderbilt; Cotton Nash, Kentucky; Danny Schultz, Tennessee

1965

AP First Team: F - A.W. Davis, Tennessee; F - Dick Maile, LSU; C - Clyde Lee, Vanderbilt; G - Bob Andrews, Alabama; G - Joe Newton, Auburn

AP Second Team: Ron Widby, Tennessee; Al Andrews, Tulane; Bob Grace, Vanderbilt; Louie Dampier, Kentucky; John Ed Miller, Vanderbilt

AP Third Team: Tommy Kron, Kentucky; Freddie Guy, Auburn; Howard Bayne, Tennessee; Brooks Henderson, Florida; Jimmy Pitts, Georgia

UPI First Team: Clyde Lee, Vanderbilt; A.W. Davis, Tennessee; Bob Andrews, Alabama; Dick Maile, LSU; John Miller, Vanderbilt

UPI Second Team: Joe Newton, Alabama; Jimmy Pitts, Georgia; Brooks Henderson, Florida; Louie Dampier, Kentucky; Al Andrews, Tulane

UPI Third Team: Bob Grace, Vanderbilt; Ron Widby, Tennessee; Jerry Waller, Georgia; Lee DeFore, Auburn; Larry Conley, Kentucky

Coaches: Bob Andrews, Alabama; Louie Dampier, Kentucky; A.W. Davis, Tennessee; Bob Grace, Vanderbilt; Brooks Henderson, Florida; Tommy Kron, Kentucky; Clyde Lee, Vanderbilt; Dick Maile, LSU; John Ed Miller, Vanderbilt; Joe Newton, Auburn; Jimmy Pitts, Georgia

1966

AP First Team: F - Lee DeFore, Auburn; F - Pat Riley, Kentucky; C - Clyde Lee, Vanderbilt; G - Louie Dampier, Kentucky; G - Keith Thomas, Vanderbilt

AP Second Team: Red Robbins, Tennessee; Ron Widby, Tennessee; Gary Keller, Florida; Dave Williams, Mississippi State; Thad Jaracz, Kentucky

AP Honorable Mention: Al Andrews, Tulane; Larry Conley, Kentucky; Harry Hammonds, Alabama; Harry Heroman, LSU; Ray Jeffords, Georgia; Tommy Kron, Kentucky; Mike Nordholz, Alabama; Jerry Waller, Georgia; Gary Washington, Mississippi State; Mickey Williams, Ole Miss

UPI First Team: Clyde Lee, Vanderbilt; Louie Dampier, Kentucky; Lee DeFore, Auburn; Pat Riley, Kentucky; Ron Widby, Tennessee

UPI Second Team: Keith Thomas, Vanderbilt; Gary Keller, Florida; Austin Robbins, Tennessee; Dave Williams, Mississippi State; Al Andrews, Tulane

UPI Third Team: Larry Conley, Kentucky; Thad Jaracz, Kentucky; Tommy Kron, Kentucky; Mike Nordholz, Alabama; Jerry Waller, Georgia

Coaches: Larry Conley, Kentucky; Louie Dampier, Kentucky; Lee DeFore, Auburn; Gary Keller, Florida; Clyde Lee, Vanderbilt; Pat Riley, Kentucky; Red Robbins, Tennessee; Keith Thomas, Vanderbilt; Ron Widby, Tennessee; Dave Williams, Mississippi State

1967

AP First Team: F - Ron Widby, Tennessee; F - Tom Hagan, Vanderbilt; C - Tom Boerwinkle, Tennessee; G - Louie Dampier, Kentucky; G - Mike Nordholz, Alabama

AP Second Team: Bo Wyenandt, Vanderbilt; David Williams, Mississippi State; Gary Keller, Florida; Skip Higley, Florida; Pat Riley, Kentucky

AP Honorable Mention: Jerry Brawner, Ole Miss; Kenny Gibbs, Vanderbilt; Tom Hendrix, Tennessee; Alex Howell, Auburn; Bill Justus, Tennessee; Dick McIntosh, Georgia; David Miller, Florida; Jerry Southwoods, Vanderbilt; Wally Tinker, Auburn; Bob Warren, Vanderbilt; Jim Youngblood, Georgia

UPI First Team: Ron Widby, Tennessee; Louie Dampier, Kentucky; Mike Nordholz, Alabama; Gary Keller, Florida; David Williams, Mississippi State

UPI Second Team: Tom Boerwinkle, Tennessee; Tom Hagan, Vanderbilt; Pat Riley, Kentucky; Skip Higley, Florida; Jerry Southwood, Vanderbilt

UPI Third Team: Bo Wyenandt, Vanderbilt; Jim Youngblood, Georgia; Bob Warren, Vanderbilt; Bill Justus, Tennessee; Alex Howell, Auburn

Coaches: Tom Boerwinkle, Tennessee; Bobby Buisson, Auburn; Louie Dampier, Kentucky; Tom Hagan, Vanderbilt; Skip Higley, Florida; Gary Keller, Florida; Mike Nordholz, Alabama; Pat Riley, Kentucky; Ron Widby, Tennessee; Bo Wyenandt, Vanderbilt

1968

AP First Team: F - Neal Walk, Florida; F - Mike Casey, Kentucky; C - Tom Boerwinkle, Tennessee; G - Pete Maravich, LSU; G - Tom Hagan, Vanderbilt

AP Second Team: Dan Issel, Kentucky; Tom Payne, Mississippi State; Bob Lienhard, Georgia; Bill Justus, Tennessee; Mike Nordholz, Alabama

AP Honorable Mention: Bill Alexander, Auburn; Bill Hann, Tennessee; Tom Hendrix, Tennessee; Ray Jeffords, Georgia; Andy Owens, Florida; Mike Pratt, Kentucky; Ken Turner, Ole Miss; Bob Warren, Vanderbilt; Bo Wyenandt, Vanderbilt

UPI First Team: Pete Maravich, LSU; Neal Walk, Florida; Mike Casey, Kentucky; Tom Hagan, Vanderbilt; Tom Boerwinkle, Tennessee

UPI Second Team: Bob Lienhard, Georgia; Bill Justus, Tennessee; Mike Nordholz, Alabama; Dan Issel, Kentucky; Bo Wyenandt, Vanderbilt

UPI Third Team: Wally Tinker, Auburn; Tom Payne, Mississippi State; Bob Warren, Vanderbilt; Ray Jeffords, Georgia; Thad Jaracz, Kentucky

Coaches: Tom Boerwinkle, Tennessee; Mike Casey, Kentucky; Tom Hagan, Vanderbilt; Dan Issel, Kentucky; Bill Justus, Tennessee; Bob Lienhard, Georgia; Pete Maravich, LSU; Mike Nordholz, Alabama; Neal Walk, Florida; Bob Warren, Vanderbilt

1969

AP First Team: F - Dan Issel, Kentucky; F - Tom Hagan, Vanderbilt; C - Neal Walk, Florida; G - Pete Maravich, LSU; G - Bill Justus, Tennessee

AP Second Team: Mike Casey, Kentucky; Mike Pratt, Kentucky; Bob Lienhard, Georgia; John Mengelt, Auburn; Jerry Epling, Georgia

AP Third Team: Gary Elliott, Alabama; Wally Tinker, Auburn; Andy Owens, Florida; Ken Turner, Ole Miss; Bobby Croft, Tennessee; Bill Hann, Tennessee

UPI First Team: Pete Maravich, LSU; Neal Walk, Florida; Dan Issel, Kentucky; Tom Hagan, Vanderbilt; Bob Lienhard, Georgia

UPI Second Team: Bill Justus, Tennessee; Mike Casey, Kentucky; Mike Pratt, Kentucky; John Mengelt, Auburn; Jerry Epling, Georgia

Coaches: Mike Casey, Kentucky; Tom Hagan, Vanderbilt; Dan Issel, Kentucky; Bill Justus, Tennessee; John Mengelt, Auburn; Bob Lienhard, Georgia; Pete Maravich, LSU; Mike Pratt, Kentucky; Wally Tinker, Auburn; Neal Walk, Florida



ALL-SEC TEAMS

1970

AP First Team: F - Mike Pratt, Kentucky; F - Bob Lienhard, Georgia; F - Andy Owens, Florida; C - Dan Issel, Kentucky; G - Pete Maravich, LSU; G - John Mengelt, Auburn

AP Second Team: Lanny Taylor, Georgia; Perry Wallace, Vanderbilt; Bobby Croft, Tennessee; Jimmy England, Tennessee; Ron Coleman, Ole Miss

AP Third Team: Jimmy Hollon, Alabama; Bill Alexander, Auburn; Danny Hester, LSU; Al Sanders, LSU; Jack Bouldin, Mississippi State; Thorpe Weber, Vanderbilt

UPI First Team: Pete Maravich, LSU; Dan Issel, Kentucky; Mike Pratt, Kentucky; John Mengelt, Auburn; Bob Lienhard, Georgia

UPI Second Team: Bobby Croft, Tennessee; Jimmy England, Tennessee; Perry Wallace, Vanderbilt; Andy Owens, Florida; Ron Coleman, Ole Miss

UPI Third Team: Thorpe Weber, Vanderbilt; Jimmy Hollon, Alabama; Larry Steele, Kentucky; Lanny Taylor, Georgia; Jerry Epling, Georgia

Coaches: Bobby Croft, Tennessee; Jimmy England, Tennessee; Dan Issel, Kentucky; Bob Lienhard, Georgia; Pete Maravich, LSU; John Mengelt, Auburn; Andy Owens, Florida; Mike Pratt, Kentucky; Lanny Taylor, Georgia; Perry Wallace, Vanderbilt

1971

AP First Team: F - Johnny Neumann, Ole Miss; F - Al Sanders, LSU; C - Tom Payne, Kentucky; G - John Mengelt, Auburn; G - Jimmy England, Tennessee

AP Second Team: Don Johnson, Tennessee; Larry Steele, Kentucky; Thorpe Weber, Vanderbilt; Tom Parker, Kentucky; Jack Bouldin, Mississippi State; Mike Casey, Kentucky

AP Third Team: Bill Newton, LSU; Rod Freeman, Vanderbilt; Alan House, Alabama; Jim Woodall, Tennessee; Tony Miller, Florida; Jerry Hoover, Florida

UPI First Team: Johnny Neumann, Ole Miss; John Mengelt, Auburn; Jimmy England, Tennessee; Al Sanders, LSU; Mike Casey, Kentucky

UPI Second Team: Tom Parker, Kentucky; Tom Payne, Kentucky; Jack Bouldin, Mississippi State; Thorpe Weber, Vanderbilt; Bill Newton, LSU

UPI Third Team: Larry Steele, Kentucky; Don Johnson, Tennessee; Rudy Thacker, Vanderbilt; Kent Hollenbeck, Kentucky; Nelson Isley, LSU

Coaches: Jack Bouldin, Mississippi State; Jimmy England, Tennessee; Alan House, Alabama; Don Johnson, Tennessee; John Mengelt, Auburn; Johnny Neumann, Ole Miss; Tom Parker, Kentucky; Tom Payne, Kentucky; Al Sanders, LSU; Larry Steele, Kentucky; Thorpe Weber, Vanderbilt

1972

AP First Team: F - Tom Parker, Kentucky; F - Wendell Hudson, Alabama; C - Len Kosmalski, Tennessee; G - Mike Edwards, Tennessee; G - Tony Miller, Florida

AP Second Team: Jim Andrews, Kentucky; Ronnie Hogue, Georgia; John Fraley, Georgia; Al Sanders, LSU; Coolidge Ball, Ole Miss

AP Third Team: Alan House, Alabama; Ray Odums, Alabama; Ronnie Lyons, Kentucky; Bill Newton, LSU; Henry Harris, Auburn

UPI First Team: Mike Edwards, Tennessee; Tony Miller, Florida; Tom Parker, Kentucky; Wendell Hudson, Alabama; Jim Andrews, Kentucky

UPI Second Team: Len Kosmalski, Tennessee; Ronnie Hogue, Georgia; John Fraley, Georgia; Ronnie Lyons, Kentucky; Al Sanders, LSU

UPI Third Team: Bill Newton, LSU; Alan House, Alabama; Coolidge Ball, Ole Miss; Ray Odums, Alabama; Terry Compton, Vanderbilt

Coaches: Jim Andrews, Kentucky; Coolidge Ball, Ole Miss; Mike Edwards, Tennessee; John Fraley, Georgia; Ronnie Hogue, Georgia; Wendell Hudson, Alabama; Len Kosmalski, Tennessee; Tony Miller, Florida; Tom Parker, Kentucky; Al Sanders, LSU;

1973

AP First Team: F - Wendell Hudson, Alabama; F - Kevin Grevey, Kentucky; C - Jim Andrews, Kentucky; G - Terry Compton, Vanderbilt; G - Mike Edwards, Tennessee

AP Second Team: Coolidge Ball, Ole Miss; Chip Williams, Florida; Tim Bassett, Georgia; Len Kosmalski, Tennessee; Charles Cleveland, Alabama; Eddie Palubinskas, LSU

AP Third Team: Jimmy Dan Conner, Kentucky; Larry Robinson, Tennessee; Steve Turner, Vanderbilt; Rich Knarr, Mississippi State; Ray Odums, Alabama; Gary England, Auburn

UPI First Team: Wendell Hudson, Alabama; Kevin Grevey, Kentucky; Jim Andrews, Kentucky; Mike Edwards, Tennessee; Charles Cleveland, Alabama

UPI Second Team: Tony Miller, Florida; Terry Compton, Vanderbilt; Eddie Palubinskas, LSU; Tim Bassett, Georgia; Ray Odums, Alabama

UPI Third Team: Len Kosmalski, Tennessee; Coolidge Ball, Ole Miss; John Snow, Tennessee; Larry Robinson, Tennessee; Rich Knarr, Mississippi State

Coaches: Jim Andrews, Kentucky; Coolidge Ball, Ole Miss; Tim Bassett, Georgia; Charles Cleveland, Alabama; Terry Compton, Vanderbilt; Mike Edwards, Tennessee; Kevin Grevey, Kentucky; Wendell Hudson, Alabama; Len Kosmalski, Tennessee; Eddie Palubinskas, LSU

1974

AP First Team: F - Jan van Breda Kolff, Vanderbilt; F - Kevin Grevey, Kentucky; C - Chip Williams, Florida; G - Ernie Grunfeld, Tennessee; G - Charles Cleveland, Alabama

AP Second Team: Jeff Fosnes, Vanderbilt; Glenn Hansen, LSU; Leon Douglas, Alabama; Eddie Johnson, Auburn; Terry Compton, Vanderbilt

AP Third Team: Jerry Jenkins, Mississippi State; Ray Odums, Alabama; Len Kosmalski, Tennessee; Eddie Palubinskas, LSU; John Snow, Tennessee

UPI First Team: Charles Cleveland, Alabama; Jan van Breda Kolff, Vanderbilt; Kevin Grevey, Kentucky; Chip Williams, Florida; Terry Compton, Vanderbilt

UPI Second Team: Eddie Palubinskas, LSU; Eddie Johnson, Auburn; Len Kosmalski, Tennessee; Leon Douglas, Alabama; Glenn Hansen, LSU

UPI Third Team: Coolidge Ball, Ole Miss; Jeff Fosnes, Vanderbilt; Ernie Grunfeld, Tennessee; Collis Temple, LSU; Ray Odums, Alabama

Coaches: Charles Cleveland, Alabama; Terry Compton, Vanderbilt; Leon Douglas, Alabama; Kevin Grevey, Kentucky; Ernie Grunfeld, Tennessee; Glenn Hansen, LSU; Jerry Jenkins, Mississippi State; Eddie Johnson, Auburn; Jan van Breda Kolff, Vanderbilt; Len Kosmalski, Tennessee; Chip Williams, Florida

1975

AP First Team: F - Kevin Grevey, Kentucky; F - Bernard King, Tennessee; C - Leon Douglas, Alabama; G - Ernie Grunfeld, Tennessee; G - Charles Cleveland, Alabama

AP Second Team: Glenn Hansen, LSU; Jerry Jenkins, Mississippi State; Jacky Dorsey, Georgia; Eddie Johnson, Auburn; Jeff Fosnes, Vanderbilt

AP Third Team: Jimmy Dan Connor, Kentucky; Mike Mitchell, Auburn; Rick Robey, Kentucky; Dave Shepherd, Ole Miss; Gene Shy, Florida; Chip Williams, Florida

UPI First Team: Kevin Grevey, Kentucky; Bernard King, Tennessee; Leon Douglas, Alabama; Charles Cleveland, Alabama; Ernie Grunfeld, Tennessee

UPI Second Team: Jacky Dorsey, Georgia; Jeff Fosnes, Vanderbilt; Glenn Hansen, LSU; Eddie Johnson, Auburn; Dave Shepherd, Ole Miss

UPI Third Team: Chip Williams, Florida; Jerry Jenkins, Mississippi State; Mike Mitchell, Auburn; Jimmy Dan Connor, Kentucky; Charles Russell, Alabama

Coaches: Charles Cleveland, Alabama; Jacky Dorsey, Georgia; Leon Douglas, Alabama; Jeff Fosnes, Vanderbilt; Kevin Grevey, Kentucky; Ernie Grunfeld, Tennessee; Glenn Hansen, LSU; Jerry Jenkins, Mississippi State; Eddie Johnson, Auburn; Bernard King, Tennessee

1976

AP First Team: F - Bernard King, Tennessee; F - Jacky Dorsey, Georgia; C - Leon Douglas, Alabama; G - Eddie Johnson, Auburn; G - Ernie Grunfeld, Tennessee

AP Second Team: Jeff Fosnes, Vanderbilt; Mike Mitchell, Auburn; Mike Phillips, Kentucky; Kenny Higgs, LSU; Jack Givens, Kentucky

AP Third Team: Walter Daniels, Georgia; Gene Shy, Florida; Butch Feher, Vanderbilt; Anthony Murray, Alabama; Ray White, Mississippi State; Bob Smyth, Florida; Mike Jackson, Tennessee

UPI First Team: Bernard King, Tennessee; Ernie Grunfeld, Tennessee; Leon Douglas, Alabama; Eddie Johnson, Auburn; Jacky Dorsey, Georgia

UPI Second Team: Jeff Fosnes, Vanderbilt; Jack Givens, Kentucky; Mike Mitchell, Auburn; Mike Phillips, Kentucky; Kenny Higgs, LSU

UPI Third Team: Ray White, Mississippi State; Butch Feher, Vanderbilt; Anthony Murray, Alabama; Walter Daniels, Georgia; Bob Smyth, Florida; Gene Shy, Georgia

Coaches: Jacky Dorsey, Georgia; Leon Douglas, Alabama; Jeff Fosnes, Vanderbilt; Jack Givens, Kentucky; Ernie Grunfeld, Tennessee; Kenny Higgs, LSU; Eddie Johnson, Auburn; Bernard King, Tennessee; Mike Mitchell, Auburn; Ray White, Mississippi State

1977

AP First Team: F - Bernard King, Tennessee; F - Reginald King, Alabama; C - Rick Robey, Kentucky; G - Ernie Grunfeld, Tennessee; G - Jack Givens, Kentucky

AP Second Team: Mike Mitchell, Auburn; Bob Smyth, Florida; Rickey Brown, Mississippi State; T.R. Dunn, Alabama; Kenny Higgs, LSU

AP Third Team: John Billips, Ole Miss; Durand Macklin, LSU; Rickey Brown, Alabama; Larry Johnson, Kentucky; Mike Jackson, Tennessee; Johnny Darden, Tennessee; Eddie Johnson, Auburn

UPI First Team: Ernie Grunfeld, Tennessee; Bernard King, Tennessee; Jack Givens, Kentucky; Reginald King, Alabama; Rick Robey, Kentucky

UPI Second Team: Kenny Higgs, LSU; Rickey Brown, Mississippi State; T.R. Dunn, Alabama; Mike Jackson, Tennessee; Mike Mitchell, Auburn

UPI Third Team: Bob Smyth, Florida; Eddie Johnson, Auburn; Mike Phillips, Kentucky; Durand Macklin, LSU; Al Bonner, Florida

Coaches: Rickey Brown, Mississippi State; T.R. Dunn, Alabama; Jack Givens, Kentucky; Ernie Grunfeld, Tennessee; Kenny Higgs, LSU; Bernard King, Tennessee; Reginald King, Alabama; Mike Mitchell, Auburn; Rick Robey, Kentucky; Bob Smyth, Florida

1978

AP First Team: F - Reginald King, Alabama; F - Mike Mitchell, Auburn; F - Jack Givens, Kentucky; F - Durand Macklin, LSU; F/C-Rick Robey, Kentucky; G - Kyle Macy, Kentucky

AP Second Team: Reggie Johnson, Tennessee; Wiley Peck, Mississippi State; Stan Pietkiewicz, Auburn; Ray White, Mississippi State; Walter Daniels, Georgia

AP Third Team: DeWayne Scales, LSU; James Lee, Kentucky; Rickey Brown, Mississippi State; Anthony Murray, Alabama; Mike Rhodes, Vanderbilt

UPI First Team: Reginald King, Alabama; Jack Givens, Kentucky; Rick Robey, Kentucky; Mike Mitchell, Auburn; Durand Macklin, LSU

UPI Second Team: Kyle Macy, Kentucky; Reggie Johnson, Tennessee; Kenny Higgs, LSU; Rickey Brown, Mississippi State; Stan Pietkiewicz, Auburn

UPI Third Team: Charles Davis, Vanderbilt; Mike Phillips, Kentucky; Ray White, Mississippi State; Mike Rhodes, Vanderbilt; Johnny Darden, Tennessee; Anthony Murray, Alabama

Coaches: Jack Givens, Kentucky; Richard Gasper, Florida; Reggie Johnson, Tennessee; Reginald King, Alabama; Durand Macklin, LSU; Kyle Macy, Kentucky; Mike Mitchell, Auburn; Rick Robey, Kentucky; John Stroud, Ole Miss; Ray White, Mississippi State

1979

AP First Team: F - Reginald King, Alabama; F/C - John Stroud, Ole Miss; F - DeWayne Scales, LSU; F - Reggie Johnson, Tennessee; G - Kyle Macy, Kentucky; G - Al Green, LSU

AP Second Team: Charles Davis, Vanderbilt; Wiley Peck, Mississippi State; Ray White, Mississippi State; Tommy Springer, Vanderbilt; Walter Daniels, Georgia

AP Third Team: Dwight Anderson, Kentucky; Terry Crosby, Tennessee; Lavon Mercer, Georgia; Lionel Green, LSU; Greg Grim, Mississippi State

UPI First Team: Reginald King, Alabama; Reggie Johnson, Tennessee; John Stroud, Ole Miss; Kyle Macy, Kentucky; DeWayne Scales, LSU

UPI Second Team: Walter Daniels, Georgia; Al Green, LSU; Wiley Peck, Mississippi State; Ray White, Mississippi State; Charles Davis, Vanderbilt

UPI Third Team: Tommy Springer, Vanderbilt; Mike Rhodes, Vanderbilt; Lionel Green, LSU; Bobby Cabbage, Auburn; Malcolm Cesare, Florida

Coaches: Walter Daniels, Georgia; Charles Davis, Vanderbilt; Al Green, LSU; Reggie Johnson, Tennessee; Reginald King, Alabama; Kyle Macy, Kentucky; Wiley Peck, Mississippi State; DeWayne Scales, LSU; John Stroud, Ole Miss; Ray White, Mississippi State

1980

AP First Team: F - John Stroud, Ole Miss; F - Durand Macklin, LSU; F - Reggie Johnson, Tennessee; C - Rickey Brown, Mississippi State; G - Kyle Macy, Kentucky

AP Second Team: DeWayne Scales, LSU; Sam Bowie, Kentucky; Ethan Martin, LSU; Eddie Phillips, Alabama; Sean Tuohy, Ole Miss

AP Third Team: Mike Rhodes, Vanderbilt; Reggie Hannah, Florida; Robert Scott, Alabama; Elston Turner, Ole Miss; Lavon Mercer, Georgia

UPI First Team: Kyle Macy, Kentucky; John Stroud, Ole Miss; Durand Macklin, LSU; Reggie Johnson, Tennessee; Rickey Brown, Mississippi State

UPI Second Team: DeWayne Scales, LSU; Eddie Phillips, Alabama; Mike Rhodes, Vanderbilt; Ethan Martin, LSU; Robert Scott, Alabama

UPI Third Team: Elston Turner, Ole Miss; Reggie Hannah, Florida; Sam Bowie, Kentucky; Sean Tuohy, Ole Miss; Dominique Wilkins, Georgia

Coaches: Sam Bowie, Kentucky; Rickey Brown, Mississippi State; Reggie Johnson, Tennessee; Durand Macklin, LSU; Kyle Macy, Kentucky; Ethan Martin, LSU; Lavon Mercer, Georgia; Eddie Phillips, Alabama; Mike Rhodes, Vanderbilt; DeWayne Scales, LSU; Robert Scott, Alabama; John Stroud, Ole Miss

1981

AP First Team: Durand Macklin, LSU; Dominique Wilkins, Georgia; Sam Bowie, Kentucky; Elston Turner, Ole Miss; Ethan Martin, LSU

AP Second Team: Eddie Phillips, Alabama; Jeff Malone, Mississippi State; Gary Carter, Tennessee; Dale Ellis, Tennessee; Howard Carter, LSU

AP Third Team: Howard Wood, Tennessee; Ronnie Williams, Florida; Dirk Minniefield, Kentucky; Vernon Delancy, Florida; Sean Tuohy, Ole Miss

UPI First Team: Durand Macklin, LSU; Dominique Wilkins, Georgia; Sam Bowie, Kentucky; Elston Turner, Ole Miss; Ethan Martin, LSU

UPI Second Team: Eddie Phillips, Alabama; Howard Carter, LSU; Dale Ellis, Tennessee; Howard Wood, Tennessee; Ronnie Williams, Florida

UPI Third Team: Vernon Delancy, Florida; Jeff Malone, Mississippi State; Gary Carter, Tennessee; Dirk Minniefield, Kentucky; Charles Davis, Vanderbilt

Coaches: Sam Bowie, Kentucky; Gary Carter, Tennessee; Dale Ellis, Tennessee; Durand Macklin, LSU; Jeff Malone, Mississippi State; Ethan Martin, LSU; Eddie Phillips, Alabama; Elston Turner, Ole Miss; Dominique Wilkins, Georgia; Ronnie Williams, Florida; Howard Wood, Tennessee



ALL-SEC TEAMS

1982

AP First Team: Dale Ellis, Tennessee; Dominique Wilkins, Georgia; Carlos Clark, Ole Miss; Howard Carter, LSU; Derrick Hord, Kentucky

AP Second Team: Ronnie Williams, Florida; Eddie Phillips, Alabama; Jeff Malone, Mississippi State; Dirk Minniefield, Kentucky; Leonard Mitchell, LSU; Charles Barkley, Auburn

UPI First Team: Howard Carter, LSU; Dale Ellis, Tennessee; Dominique Wilkins, Georgia; Carlos Clark, Ole Miss; Eddie Phillips, Alabama

UPI Second Team: Dirk Minniefield, Kentucky; Derrick Hord, Kentucky; Ronnie Williams, Florida; Sean Tuohy, Ole Miss; Charles Barkley, Auburn

UPI Third Team: Jeff Malone, Mississippi State; Leonard Mitchell, LSU; Ennis Whatley, Alabama; Melvin Turpin, Kentucky; Jim Master, Kentucky

Coaches: Howard Carter, LSU; Carlos Clark, Ole Miss; Dale Ellis, Tennessee; Derrick Hord, Kentucky; Willie Jones, Vanderbilt; Jeff Malone, Mississippi State; Leonard Mitchell, LSU; Eddie Phillips, Alabama; Sean Tuohy, Ole Miss; Dominique Wilkins, Georgia; Ronnie Williams, Florida

1983

AP First Team: Dale Ellis, Tennessee; Jeff Malone, Mississippi State; Carlos Clark, Ole Miss; Melvin Turpin, Kentucky; Ennis Whatley, Alabama

AP Second Team: Charles Barkley, Auburn; Howard Carter, LSU; Vern Fleming, Georgia; Phil Cox, Vanderbilt; Ronnie Williams, Florida

AP Third Team: Bobby Lee Hurt, Alabama; Darrell Lockhart, Auburn; Jim Master, Kentucky; Eugene McDowell, Florida; Leonard Mitchell, LSU; Roger Stieg, Ole Miss; Kenny Walker, Kentucky

UPI First Team: Jeff Malone, Mississippi State; Dale Ellis, Tennessee; Melvin Turpin, Kentucky; Ennis Whatley, Alabama; Carlos Clark, Ole Miss

UPI Second Team: Charles Barkley, Auburn; Bobby Lee Hurt, Alabama; Howard Carter, LSU; Ronnie Williams, Florida; Phil Cox, Vanderbilt

UPI Third Team: Dirk Minniefield, Kentucky; Jim Master, Kentucky; Vern Fleming, Georgia; Terry Fair, Georgia; Leonard Mitchell, LSU

Coaches: Charles Barkley, Auburn; Howard Carter, LSU; Carlos Clark, Ole Miss; Phil Cox, Vanderbilt; Dale Ellis, Tennessee; Vern Fleming, Georgia; Jeff Malone, Mississippi State; Eugene McDowell, Florida; Melvin Turpin, Kentucky; Ennis Whatley, Alabama

1984

AP First Team: Vern Fleming, Georgia; Charles Barkley, Auburn; Melvin Turpin, Kentucky; Chuck Person, Auburn; Jeff Turner, Vanderbilt

AP Second Team: Ronnie Williams, Florida; Bobby Lee Hurt, Alabama; Jerry Reynolds, LSU; Buck Johnson, Alabama; Kenny Walker, Kentucky

AP Third Team: Eric Laird, Ole Miss; Eric Richardson, Alabama; Sam Bowie, Kentucky; Eugene McDowell, Florida; Phil Cox, Vanderbilt

UPI First Team: Charles Barkley, Auburn; Chuck Person, Auburn; Melvin Turpin, Kentucky; Vern Fleming, Georgia; Bobby Lee Hurt, Alabama

UPI Second Team: Ronnie Williams, Florida; Buck Johnson, Alabama; Sam Bowie, Kentucky; Eric Richardson, Alabama; Jeff Turner, Vanderbilt

UPI Third Team: Kenny Walker, Kentucky; Phil Cox, Vanderbilt; Eric Laird, Ole Miss; Jerry Reynolds, LSU; Derrick Taylor, LSU

Coaches: Charles Barkley, Auburn; Vern Fleming, Georgia; Bobby Lee Hurt, Alabama; Eric Laird, Ole Miss; Chuck Person, Auburn; Jerry Reynolds, LSU; Jeff Turner, Vanderbilt; Melvin Turpin, Kentucky; Kenny Walker, Kentucky; Ronnie Williams, Florida

1985

AP First Team: Kenny Walker, Kentucky; Chuck Person, Auburn; Eugene McDowell, Florida; Michael Brooks, Tennessee; Phil Cox, Vanderbilt

AP Second Team: Buck Johnson, Alabama; Cedric Henderson, Georgia; Bobby Lee Hurt, Alabama; Nikita Wilson, LSU; Andrew Moten, Florida

AP Third Team: Ken Harvey, Mississippi State; John Williams, LSU; Jerry Reynolds, LSU; Eric Laird, Ole Miss; Terry Coner, Alabama; Tony White, Tennessee

UPI First Team: Kenny Walker, Kentucky; Chuck Person, Auburn; Eugene McDowell, Florida; Michael Brooks, Tennessee; Buck Johnson, Alabama

UPI Second Team: Andrew Moten, Florida; Phil Cox, Vanderbilt; Cedric Henderson, Georgia; Eric Laird, Ole Miss; Bobby Lee Hurt, Alabama

UPI Third Team: Nikita Wilson, LSU; Jerry Reynolds, LSU; Ken Harvey, Mississippi State; Tony White, Tennessee; Terry Coner, Alabama

Coaches: Michael Brooks, Tennessee; Phil Cox, Vanderbilt; Ken Harvey, Mississippi State; Cedric Henderson, Georgia; Bobby Lee Hurt, Alabama; Buck Johnson, Alabama; Eugene McDowell, Florida; Chuck Person, Auburn; Kenny Walker, Kentucky; Nikita Wilson, LSU

1986

AP First Team: Kenny Walker, Kentucky; Buck Johnson, Alabama; Tony White, Tennessee; Chuck Person, Auburn; John Williams, LSU

AP Second Team: Vernon Maxwell, Florida; Derrick McKey, Alabama; Winston Bennett, Kentucky; Andrew Moten, Florida; Joe Ward, Georgia

AP Third Team: Roger Harden, Kentucky; Terry Coner, Alabama; Eric Smith, Ole Miss; Donald Hartry, Georgia; Derrick Taylor, LSU

UPI First Team: Kenny Walker, Kentucky; Buck Johnson, Alabama; Tony White, Tennessee; Chuck Person, Auburn; John Williams, LSU

UPI Second Team: Vernon Maxwell, Florida; Andrew Moten, Florida; Winston Bennett, Kentucky; Derrick McKey, Alabama; Terry Coner, Alabama

UPI Third Team: Joe Ward, Georgia; Roger Harden, Kentucky; Donald Hartry, Georgia; Eric Smith, Ole Miss; Brett Burrow, Vanderbilt

Coaches: Winston Bennett, Kentucky; Terry Coner, Alabama; Buck Johnson, Alabama; Vernon Maxwell, Florida; Derrick McKey, Alabama; Chuck Person, Auburn; Kenny Walker, Kentucky; Joe Ward, Georgia; Tony White, Tennessee; John Williams, LSU

1987

AP First Team: Derrick McKey, Alabama; Tony White, Tennessee; Vernon Maxwell, Florida; Terry Coner, Alabama; Willie Anderson, Georgia

AP Second Team: Will Perdue, Vanderbilt; Jeff Moore, Auburn; Rex Chapman, Kentucky; Andrew Moten, Florida; Chris Morris, Auburn

AP Third Team: Ed Davender, Kentucky; Frank Ford, Auburn; Nikita Wilson, LSU; Jim Farmer, Alabama; Dyron Nix, Tennessee

UPI First Team: Derrick McKey, Alabama; Tony White, Tennessee; Vernon Maxwell, Florida; Jeff Moore, Auburn; Will Perdue, Vanderbilt

UPI Second Team: Andrew Moten, Florida; Rex Chapman, Kentucky; Terry Coner, Alabama; Willie Anderson, Georgia; Ed Davender, Kentucky

UPI Third Team: Dyron Nix, Tennessee; Jim Farmer, Alabama; Nikita Wilson, LSU; Chris Morris, Auburn; Anthony Wilson, LSU

Coaches: Willie Anderson, Georgia; Rex Chapman, Kentucky; Terry Coner, Alabama; Jim Farmer, Alabama; Vernon Maxwell, Florida; Derrick McKey, Alabama; Jeff Moore, Auburn; Andrew Moten, Florida; Will Perdue, Vanderbilt; Tony White, Tennessee

1988

AP First Team: Will Perdue, Vanderbilt; Dyron Nix, Tennessee; Vernon Maxwell, Florida; Chris Morris, Auburn; Rex Chapman, Kentucky

AP Second Team: Willie Anderson, Georgia; Roderick Barnes, Ole Miss; Ricky Blanton, LSU; Michael Ansley, Alabama; Winston Bennett, Kentucky

AP Third Team: Ed Davender, Kentucky; Dwayne Schintzius, Florida; Jose Vargas, LSU; Barry Goheen, Vanderbilt; Charles Prater, Ole Miss

UPI First Team: Will Perdue, Vanderbilt; Dyron Nix, Tennessee; Vernon Maxwell, Florida; Chris Morris, Auburn; Rex Chapman, Kentucky

UPI Second Team: Willie Anderson, Georgia; Dwayne Schintzius, Florida; Jose Vargas, LSU; Winston Bennett, Kentucky; Ed Davender, Kentucky

UPI Third Team: Ricky Blanton, LSU; Roderick Barnes, Ole Miss; Jeff Moore, Alabama; Barry Goheen, Vanderbilt; Michael Ansley, Alabama

Coaches: Willie Anderson, Georgia; Michael Ansley, Alabama; Roderick Barnes, Ole Miss; Winston Bennett, Kentucky; Ricky Blanton, LSU; Rex Chapman, Kentucky; Vernon Maxwell, Florida; Chris Morris, Auburn; Dyron Nix, Tennessee; Will Perdue, Vanderbilt

1989

AP First Team: Michael Ansley, Alabama; Ricky Blanton, LSU; Gerald Glass, Ole Miss; Chris Jackson, LSU; Dwayne Schintzius, Florida

AP Second Team: Keenan Carpenter, Auburn; LeRon Ellis, Kentucky; Barry Goheen, Vanderbilt; Alec Kessler, Georgia; Frank Kornet, Vanderbilt; Dyron Nix, Tennessee

AP Third Team: Cameron Burns, Mississippi State; Livingston Chatman, Florida; Dwayne Davis, Florida; Clifford Lett, Florida; Chris Mills, Kentucky

UPI First Team: Michael Ansley, Alabama; Gerald Glass, Ole Miss; Chris Jackson, LSU; Dyron Nix, Tennessee; Dwayne Schintzius, Florida

UPI Second Team: Ricky Blanton, LSU; LeRon Ellis, Kentucky; Barry Goheen, Vanderbilt; Alec Kessler, Georgia; Frank Kornet, Vanderbilt

UPI Third Team: Cameron Burns, Mississippi State; Keenan Carpenter, Auburn; Livingston Chatman, Florida; Dwayne Davis, Florida; Clarence Swearingen, Tennessee

Coaches: Michael Ansley, Alabama; Ricky Blanton, LSU; Cameron Burns, Mississippi State; Gerald Glass, Ole Miss; Barry Goheen, Vanderbilt; Chris Jackson, LSU; Alec Kessler, Georgia; Frank Kornet, Vanderbilt; Dyron Nix, Tennessee; Dwayne Schintzius, Florida

1990

AP First Team: Gerald Glass, Ole Miss; Allan Houston, Tennessee; Chris Jackson, LSU; Alec Kessler, Georgia; Shaquille O'Neal, LSU

AP Second Team: Cameron Burns, Mississippi State; Melvin Cheatum, Alabama; Litterial Green, Georgia; Reggie Hanson, Kentucky; Derrick Miller, Kentucky

AP Third Team: Ronnie Battle, Auburn; Greg Bell, Tennessee; Greg Carter, Mississippi State; Rod Cole, Georgia; Dwayne Davis, Florida; Robert Horry, Alabama; Ian Lockhart, Tennessee; Stanley Roberts, LSU

UPI First Team: Gerald Glass, Ole Miss; Allan Houston, Tennessee; Chris Jackson, LSU; Alec Kessler, Georgia; Shaquille O'Neal, LSU

UPI Second Team: Cameron Burns, Mississippi State; Melvin Cheatum, Alabama; Dwayne Davis, Florida; Litterial Green, Georgia; Derrick Miller, Kentucky

UPI Third Team: David Benoit, Alabama; Derrick Dennison, Auburn; Scott Draud, Vanderbilt; Reggie Hanson, Kentucky; Maurice Williamson, LSU

Coaches: Ronnie Battle, Auburn; Cameron Burns, Mississippi State; Melvin Cheatum, Alabama; Gerald Glass, Ole Miss; Litterial Green, Georgia; Allan Houston, Tennessee; Chris Jackson, LSU; Alec Kessler, Georgia; Derrick Miller, Kentucky; Shaquille O'Neal, LSU

1991

AP First Team: Cameron Burns, Mississippi State; Greg Carter, Mississippi State; Litterial Green, Georgia; Allan Houston, Tennessee; Shaquille O'Neal, LSU

AP Second Team: Ronnie Battle, Auburn; Melvin Cheatum, Alabama; Dwayne Davis, Florida; Reggie Hanson, Kentucky; John Pelphrey, Kentucky; Gary Waites, Alabama

AP Third Team: Kevin Anglin, Vanderbilt; Scott Draud, Vanderbilt; Joe Harvell, Ole Miss; Jamal Mashburn, Kentucky; James Robinson, Alabama; Vernel Singleton, LSU

UPI First Team: Greg Carter, Mississippi State; Melvin Cheatum, Alabama; Allan Houston, Tennessee; Shaquille O'Neal, LSU; John Pelphrey, Kentucky

UPI Second Team: Cameron Burns, Mississippi State; Litterial Green, Georgia; Shawn Griggs, LSU; Reggie Hanson, Kentucky; Joe Harvell, Ole Miss

UPI Third Team: Ronnie Battle, Auburn; Scott Draud, Vanderbilt; Jamal Mashburn, Kentucky; James Robinson, Alabama; Vernel Singleton, LSU

Coaches: Cameron Burns, Mississippi State; Greg Carter, Mississippi State; Melvin Cheatum, Alabama; Dwayne Davis, Florida; Scott Draud, Vanderbilt; Litterial Green, Georgia; Reggie Hanson, Kentucky; Allan Houston, Tennessee; Shaquille O'Neal, LSU; John Pelphrey, Kentucky; Vernel Singleton, LSU

1992

AP First Team: Todd Day, Arkansas; Joe Harvell, Ole Miss; Allan Houston, Tennessee; Jamal Mashburn, Kentucky; Lee Mayberry, Arkansas; Shaquille O'Neal, LSU

AP Second Team: Litterial Green, Georgia; Robert Horry, Alabama; Stacey Poole, Florida; Latrell Sprewell, Alabama; Tony Watts, Mississippi State

AP Third Team: Chuck Evans, Mississippi State; Oliver Miller, Arkansas; Wesley Person, Auburn; James Robinson, Alabama; Vernel Singleton, LSU; Reggie Tinch, Georgia

Coaches: Todd Day, Arkansas; Litterial Green, Georgia; Joe Harvell, Ole Miss; Robert Horry, Alabama; Allan Houston, Tennessee; Jamal Mashburn, Kentucky; Lee Mayberry, Arkansas; Shaquille O'Neal, LSU; Stacey Poole, Florida; Latrell Sprewell, Alabama; Tony Watts, Mississippi State

NOTE: UPI discontinued naming its All-SEC Teams after the 1991 season.

1993

AP First Team: Geert Hammink, LSU; Allan Houston, Tennessee; Jamal Mashburn, Kentucky; Billy McCaffrey, Vanderbilt; Stacey Poole, Florida; James Robinson, Alabama

AP Second Team: Chuck Evans, Mississippi State; Travis Ford, Kentucky; Joe Harvell, Ole Miss; Wesley Person, Auburn; Scotty Thurman, Arkansas

AP Third Team: Kevin Anglin, Vanderbilt; Corey Allen, Tennessee; Jason Caffey, Alabama; Bruce Elder, Vanderbilt; Emmett Hall, South Carolina; Darrell Hawkins, Arkansas; Aaron Swinson, Auburn

Coaches First Team: Ronnie Battle, Auburn; Chuck Evans, Mississippi State; Travis Ford, Kentucky; Geert Hammink, LSU; Allan Houston, Tennessee; Jamal Mashburn, Kentucky; Billy McCaffrey, Vanderbilt; Wesley Person, Auburn; Stacey Poole, Florida; James Robinson, Alabama; Scotty Thurman, Arkansas

Coaches Second Team: Corey Allen, Tennessee; Kevin Anglin, Vanderbilt; Jamie Brandon, LSU; Jason Caffey, Alabama; Charles Claxton, Georgia; Andrew DeClercq, Florida; Bruce Elder, Vanderbilt; Joe Harvell, Ole Miss; Darrell Hawkins, Arkansas; Aaron Swinson, Auburn; Jamie Watson, South Carolina; Corliss Williamson, Arkansas

1994

AP First Team: Scotty Thurman, Arkansas; Corliss Williamson, Arkansas; Wesley Person, Auburn; Dan Cross, Florida; Billy McCaffrey, Vanderbilt

AP Second Team: Aaron Swinson, Auburn; Craig Brown, Florida; Travis Ford, Kentucky; Erick Dampier, Mississippi State; Jamie Watson, South Carolina

AP Third Team: Antonio McDyess, Alabama; Tony Delk, Kentucky; Rodrick Rhodes, Kentucky; Jamie Brandon, LSU; Darryl Wilson, Mississippi State; Ronnie McMahan, Vanderbilt

Coaches First Team: Scotty Thurman, Arkansas; Corliss Williamson, Arkansas; Wesley Person, Auburn; Aaron Swinson, Auburn; Dan Cross, Florida; Billy McCaffrey, Vanderbilt

Coaches Second Team: Craig Brown, Florida; Tony Delk, Kentucky; Travis Ford, Kentucky; Jamie Brandon, LSU; Erick Dampier, Mississippi State; Jamie Watson, South Carolina

Coaches Third Team: Jason Caffey, Alabama; Antonio McDyess, Alabama; Andrew DeClercq, Florida; Rodrick Rhodes, Kentucky; Emmett Hall, South Carolina; Ronnie McMahan, Vanderbilt



ALL-SEC TEAMS

1995

AP First Team: Corliss Williamson, Arkansas; Scotty Thurman, Arkansas; Dan Cross, Florida; Tony Delk, Kentucky; Erick Dampier, Mississippi State

AP Second Team: Antonio McDyess, Alabama; Ronnie Henderson, LSU; Darryl Wilson, Mississippi State; Steve Hamer, Tennessee; Ronnie McMahan, Vanderbilt

AP Third Team: Moochie Norris, Auburn; Corey Beck, Arkansas; Clint McDaniel, Arkansas; Andrew DeClercq, Florida; Carlos Strong, Georgia; Rodrick Rhodes, Kentucky; Walter McCarty, Kentucky

Coaches First Team: Corliss Williamson, Arkansas; Scotty Thurman, Arkansas; Dan Cross, Florida; Andrew DeClercq, Florida; Carlos Strong, Georgia; Ronnie Henderson, LSU; Erick Dampier, Mississippi State

Coaches Second Team: Antonio McDyess, Alabama; Jason Caffey, Alabama; Rodrick Rhodes, Kentucky; Darryl Wilson, Mississippi State; Ronnie McMahan, Vanderbilt

Coaches Third Team: Moochie Norris, Auburn; Shandon Anderson, Georgia; Marcus Grant, Mississippi State; Steve Hamer, Tennessee; Frank Seckar, Vanderbilt

1996

AP First Team: Roy Rogers, Alabama; Tony Delk, Kentucky; Antoine Walker, Kentucky; Ronnie Henderson, LSU; Erick Dampier, Mississippi State

AP Second Team: Eric Washington, Alabama; Dametri Hill, Florida; Darryl Wilson, Mississippi State; Steve Hamer, Tennessee; Frank Seckar, Vanderbilt

AP Third Team: Wes Flanigan, Auburn; Shandon Anderson, Georgia; Katu Davis, Georgia; Walter McCarty, Kentucky; Larry Davis, South Carolina

Coaches First Team: Roy Rogers, Alabama; Tony Delk, Kentucky; Antoine Walker, Kentucky; Ronnie Henderson, LSU; Erick Dampier, Mississippi State; Darryl Wilson, Mississippi State

Coaches Second Team: Dametri Hill, Florida; Walter McCarty, Kentucky; Larry Davis, South Carolina; Steve Hamer, Tennessee; Frank Seckar, Vanderbilt

Coaches Third Team: Eric Washington, Alabama; Wes Flanigan, Auburn; Lance Weems, Auburn; Katu Davis, Georgia; Melvin Watson, South Carolina

1997

AP First Team: Ron Mercer, Kentucky; Ansu Sesay, Ole Miss; BJ McKie, South Carolina; Larry Davis, South Carolina; Melvin Watson, South Carolina

AP Second Team: Eric Washington, Alabama; Duane Spencer, LSU; Horatio Webster, Mississippi State; Brandon Wharton, Tennessee; Pax Whitehead, Vanderbilt

AP Third Team: Pat Bradley, Arkansas; Derek Hood, Arkansas; Michael Chadwick, Georgia; Ray Harrison, Georgia; Derek Anderson, Kentucky

Coaches First Team: Eric Washington, Alabama; Ron Mercer, Kentucky; Ansu Sesay, Ole Miss; BJ McKie, South Carolina; Larry Davis, South Carolina

Coaches Second Team: Derek Anderson, Kentucky; Michael Chadwick, Georgia; Duane Spencer, LSU; Horatio Webster, Mississippi State; Melvin Watson, South Carolina; Brandon Wharton, Tennessee; Pax Whitehead, Vanderbilt

Coaches Third Team: Brian Williams, Alabama; Demetrius Alexander, Alabama; Pat Bradley, Arkansas; Derek Hood, Arkansas; Greg Stolt, Florida; Anthony Epps, Kentucky

1998

AP First Team: Ansu Sesay, Ole Miss; BJ McKie, South Carolina; Drew Maddux, Vanderbilt; Nazr Mohammed, Kentucky; Nick Davis, Arkansas

AP Second Team: Horatio Webster, Mississippi State; Keith Carter, Ole Miss; Pat Bradley, Arkansas; Melvin Watson, South Carolina; Tony Harris, Tennessee

AP Third Team: Jumaine Jones, Georgia; Jeff Sheppard, Kentucky; Scott Padgett, Kentucky; Tyrone Washington, Mississippi State; C.J. Black, Tennessee

Coaches First Team: Nazr Mohammed, Kentucky; Ansu Sesay, Ole Miss; Horatio Webster, Mississippi State; BJ McKie, South Carolina; Drew Maddux, Vanderbilt

Coaches Second Team: Pat Bradley, Arkansas; Nick Davis, Arkansas; Bryant Smith, Auburn; Scott Padgett, Kentucky; Melvin Watson, South Carolina; C.J. Black, Tennessee

Coaches Third Team: Jumaine Jones, Georgia; G.G. Smith, Georgia; Tyrone Washington, Mississippi State; Tony Harris, Tennessee; Brandon Wharton, Tennessee

1999

AP First Team: Chris Porter, Auburn; Doc Robinson, Auburn; Jumaine Jones, Georgia; Keith Carter, Ole Miss; BJ McKie, South Carolina

AP Second Team: Derek Hood, Arkansas; Bryant Smith, Auburn; Scott Padgett, Kentucky; Tyrone Washington, Mississippi State; Tony Harris, Tennessee; Dan Langhi, Vanderbilt

AP Third Team: Jeremy Hays, Alabama; Mamadou N'diaye, Auburn; Maurice Carter, LSU; Jabari Smith, LSU; Brandon Wharton, Tennessee

Coaches First Team: Chris Porter, Auburn; Doc Robinson, Auburn; Jumaine Jones, Georgia; Scott Padgett, Kentucky; Keith Carter, Ole Miss

Coaches Second Team: Derek Hood, Arkansas; Bryant Smith, Auburn; BJ McKie, South Carolina; Brandon Wharton, Tennessee; Dan Langhi, Vanderbilt

Coaches Third Team: Udonis Haslem, Florida; Mike Miller, Florida; Wayne Turner, Kentucky; Maurice Carter, LSU; Tyrone Washington, Mississippi State; Tony Harris, Tennessee

2000

AP First Team: Doc Robinson, Auburn; Jamaal Magloire, Kentucky; Stromile Swift, LSU; Tony Harris, Tennessee; Dan Langhi, Vanderbilt

AP Second Team: Schea Cotton, Alabama; Joe Johnson, Arkansas; Chris Porter, Auburn; Mike Miller, Florida; Anthony Evans, Georgia; D.A. Layne, Georgia; Jabari Smith, LSU; Vincent Yarbrough, Tennessee

AP Third Team: Teddy Dupay, Florida; Udonis Haslem, Florida; Kenyan Weaks, Florida; Torris Bright, LSU; Jason Harrison, Ole Miss; Atiba Prater, Vanderbilt

Coaches First Team: Mike Miller, Florida; Jamaal Magloire, Kentucky; Stromile Swift, LSU; Tony Harris, Tennessee; Dan Langhi, Vanderbilt

Coaches Second Team: Chris Porter, Auburn; Doc Robinson, Auburn; Tayshaun Prince, Kentucky; Jabari Smith, LSU; Vincent Yarbrough, Tennessee

Coaches Third Team: Joe Johnson, Arkansas; Udonis Haslem, Florida; Anthony Evans, Georgia; Robert Jackson, Mississippi State; Isiah Victor, Tennessee

2001

AP First Team: Rod Grizzard, Alabama; Udonis Haslem, Florida; Brett Nelson, Florida; D.A. Layne, Georgia; Tayshaun Prince, Kentucky

AP Second Team: Erwin Dudley, Alabama; Keith Bogans, Kentucky; Ronald Dupree, LSU; Rahim Lockhart, Ole Miss; Vincent Yarbrough, Tennessee

AP Third Team: Joe Johnson, Arkansas; Jannero Pargo, Arkansas; Jamison Brewer, Auburn; Marquis Daniels, Auburn; Matt Bonner, Florida; Anthony Evans, Georgia; Jason Harrison, Ole Miss; Justin Reed, Ole Miss; Marius Petravicus, South Carolina; Ron Slay, Tennessee

Coaches First Team: Rod Grizzard, Alabama; Udonis Haslem, Florida; Brett Nelson, Florida; Tayshaun Prince, Kentucky; Rahim Lockhart, Ole Miss

Coaches Second Team: Erwin Dudley, Alabama; Joe Johnson, Arkansas; D.A. Layne, Georgia; Keith Bogans, Kentucky; Vincent Yarbrough, Tennessee

Coaches Third Team: Jannero Pargo, Arkansas; Marquis Daniels, Auburn; Adam Harrington, Auburn; Ronald Dupree, LSU; Ron Slay, Tennessee

2002

AP First Team: Erwin Dudley, Alabama; Udonis Haslem, Florida; Jarvis Hayes, Georgia; Tayshaun Prince, Kentucky; Vincent Yarbrough, Tennessee

AP Second Team: Matt Bonner, Florida; Brett Nelson, Florida; Ezra Williams, Georgia; Ronald Dupree, LSU; Mario Austin, Mississippi State

AP Third Team: Rod Grizzard, Alabama; Maurice Williams, Alabama; Jannero Pargo, Arkansas; Justin Reed, Ole Miss; Derrick Zimmerman, Mississippi State; Marcus Haislip, Tennessee

Coaches First Team: Erwin Dudley, Alabama; Udonis Haslem, Florida; Jarvis Hayes, Georgia; Tayshaun Prince, Kentucky; Vincent Yarbrough, Tennessee

Coaches Second Team: Matt Bonner, Florida; Brett Nelson, Florida; Ronald Dupree, LSU; Justin Reed, Ole Miss; Mario Austin, Mississippi State; Marcus Haislip, Tennessee

Coaches Third Team: Rod Grizzard, Alabama; Jannero Pargo, Arkansas; Ezra Williams, Georgia; Jamel Bradley, South Carolina; Matt Freije, Vanderbilt

2003

AP First Team: Matt Bonner, Florida; Jarvis Hayes, Georgia; Keith Bogans, Kentucky; Mario Austin, Mississippi State; Ron Slay, Tennessee

AP Second Team: Erwin Dudley, Alabama; Marquis Daniels, Auburn; Ezra Williams, Georgia; Marquis Estill, Kentucky; Ronald Dupree, LSU

AP Third Team: Maurice Williams, Alabama; Justin Reed, Ole Miss; Timmy Bowers, Mississippi State; Derrick Zimmerman, Mississippi State; Matt Freije, Vanderbilt

Coaches First Team: Matt Bonner, Florida; Jarvis Hayes, Georgia; Keith Bogans, Kentucky; Mario Austin, Mississippi State; Ron Slay, Tennessee

Coaches Second Team: Erwin Dudley, Alabama; Marquis Daniels, Auburn; Ezra Williams, Georgia; Marquis Estill, Kentucky; Ronald Dupree, LSU; Matt Freije, Vanderbilt

2004

AP First Team: Anthony Roberson, Florida; Jaime Lloreda, LSU; Justin Reed, Ole Miss; Timmy Bowers, Mississippi State; Lawrence Roberts, Mississippi State; Matt Freije, Vanderbilt

AP Second Team: Kennedy Winston, Alabama; Matt Walsh, Florida; Rashad Wright, Georgia; Gerald Fitch, Kentucky; Erik Daniels, Kentucky; Scooter McFadgon, Tennessee

AP Third Team: Marco Killingsworth, Auburn; David Lee, Florida; Cliff Hawkins, Kentucky; Chuck Hayes, Kentucky; Carlos Powell, South Carolina

Coaches First Team: Kennedy Winston, Alabama; Anthony Roberson, Florida; Erik Daniels, Kentucky; Gerald Fitch, Kentucky; Justin Reed, Ole Miss; Timmy Bowers, Mississippi State; Lawrence Roberts, Mississippi State; Matt Freije, Vanderbilt

Coaches Second Team: Jonathon Modica, Arkansas; Marco Killingsworth, Auburn; David Lee, Florida; Matt Walsh, Florida; Rashad Wright, Georgia; Chuck Hayes, Kentucky; Jaime Lloreda, LSU; Scooter McFadgon, Tennessee

2005

AP First Team: Kennedy Winston, Alabama; Anthony Roberson, Florida; Chuck Hayes, Kentucky; Brandon Bass, LSU; Lawrence Roberts, Mississippi State

AP Second Team: Earnest Shelton, Alabama; Ronnie Brewer, Arkansas; Kelenna Azubuike, Kentucky; Glen Davis, LSU; David Lee, Florida

AP Third Team: Jermareo Davidson, Alabama; Chuck Davis, Alabama; Ronald Steele, Alabama; Toney Douglas, Auburn; Patrick Sparks, Kentucky; Carlos Powell, South Carolina

Coaches First Team: Earnest Shelton, Alabama; Kennedy Winston, Alabama; Ronnie Brewer, Arkansas; David Lee, Florida; Anthony Roberson, Florida; Chuck Hayes, Kentucky; Brandon Bass, LSU; Lawrence Roberts, Mississippi State

Coaches Second Team: Chuck Davis, Alabama; Matt Walsh, Florida; Kelenna Azubuike, Kentucky; Patrick Sparks, Kentucky; Glen Davis, LSU; Shane Power, Mississippi State; Carlos Powell, South Carolina; Corey Smith, Vanderbilt

2006

AP First Team: Ronald Steele, Alabama; Ronnie Brewer, Arkansas; Joakim Noah, Florida; Glen Davis, LSU; Chris Lofton, Tennessee

AP Second Team: Jermareo Davidson, Alabama; Darrel Mitchell, LSU; Tyrus Thomas, LSU; Shan Foster, Vanderbilt; C.J. Watson, Tennessee; Charles Rhodes, Mississippi State; Taurean Green, Florida

AP Honorable Mention: Jonathon Modica, Arkansas; Corey Brewer, Florida; Al Horford, Florida; Dwayne Curtis, Ole Miss; Randolph Morris, Kentucky; Rajon Rondo, Kentucky; Tarence Kinsey, South Carolina

Coaches First Team: Jermareo Davidson, Alabama; Ronald Steele, Alabama; Ronnie Brewer, Arkansas; Joakim Noah, Florida; Glen Davis, LSU; Darrel Mitchell, LSU; Chris Lofton, Tennessee; Shan Foster, Vanderbilt

Coaches Second Team: Jonathon Modica, Arkansas; Taurean Green, Florida; Al Horford, Florida; Rajon Rondo, Kentucky; Tyrus Thomas, LSU; Charles Rhodes, Mississippi State; Tarence Kinsey, South Carolina; C.J. Watson, Tennessee

2007

AP First Team: Al Horford, Florida; Glen Davis, LSU; Tré Keeley, South Carolina; Chris Lofton, Tennessee; Derrick Byars, Vanderbilt

AP Second Team: Richard Hendrix, Alabama; Jamont Gordon, Mississippi State; Joakim Noah, Florida; Corey Brewer, Florida; Clarence Sanders, Ole Miss

AP Honorable Mention: Jermareo Davidson, Alabama; Taurean Green, Florida; Sundiata Gaines, Georgia; Randolph Morris, Kentucky; Todd Abernethy, Ole Miss; Brandon Wallace, South Carolina; Shan Foster, Vanderbilt

Coaches First Team: Corey Brewer, Florida; Al Horford, Florida; Joakim Noah, Florida; Randolph Morris, Kentucky; Glen Davis, LSU; Jamont Gordon, Mississippi State; Tré Keeley, South Carolina; Chris Lofton, Tennessee; Derrick Byars, Vanderbilt

Coaches Second Team: Jermareo Davidson, Alabama; Richard Hendrix, Alabama; Patrick Beverley, Arkansas; Taurean Green, Florida; Sundiata Gaines, Georgia; Todd Abernethy, Ole Miss; Clarence Sanders, Ole Miss; Charles Rhodes, Mississippi State; Shan Foster, Vanderbilt

2008

AP First Team: Richard Hendrix, Alabama; Jamont Gordon, Mississippi State; Devan Downey, South Carolina; Chris Lofton, Tennessee; Tyler Smith, Tennessee; Shan Foster, Vanderbilt

AP Second Team: Sonny Weems, Arkansas; Nick Calathes, Florida; Ramel Bradley, Kentucky; Patrick Patterson, Kentucky; Marcus Thornton, LSU; Dwayne Curtis, Ole Miss; Charles Rhodes, Mississippi State

AP Honorable Mention: Sundiata Gaines, Georgia; Joe Crawford, Kentucky; Anthony Randolph, LSU; Jarvis Varnado, Mississippi State; JaJuan Smith, Tennessee; A.J. Ogilvy, Vanderbilt

Coaches First Team: Richard Hendrix, Alabama; Sonny Weems, Arkansas; Ramel Bradley, Kentucky; Jamont Gordon, Mississippi State; Charles Rhodes, Mississippi State; Devan Downey, South Carolina; Chris Lofton, Tennessee; Tyler Smith, Tennessee; Shan Foster, Vanderbilt

Coaches Second Team: Nick Calathes, Florida; Sundiata Gaines, Georgia; Joe Crawford, Kentucky; Patrick Patterson, Kentucky; Marcus Thornton, LSU; Dwayne Curtis, Ole Miss; JaJuan Smith, Tennessee; A.J. Ogilvy, Vanderbilt

2009

AP First Team: Marcus Thornton, LSU; Devan Downey, South Carolina; Jodie Meeks, Kentucky; Tyler Smith, Tennessee; Jarvis Varnado, Mississippi State; Nick Calathes, Florida; Tasmin Mitchell, LSU

AP Second Team: Patrick Patterson, Kentucky; Korvotney Barber, Auburn; Alonzo Gee, Alabama; David Huertas, Ole Miss; Terrico White, Mississippi; Michael Washington, Arkansas

AP Honorable Mention: Dominique Archie, South Carolina; Wayne Chism, Tennessee; Chris Johnson, LSU; A.J. Ogilvy, Vanderbilt

Coaches First Team: Nick Calathes, Florida; Jodie Meeks, Kentucky; Patrick Patterson, Kentucky; Tasmin Mitchell, LSU; Marcus Thornton, LSU; Jarvis Varnado, Mississippi State; Devan Downey, South Carolina; Tyler Smith, Tennessee

Coaches Second Team: Alonzo Gee, Alabama; Michael Washington, Arkansas; Korvotney Barber, Auburn; Garrett Temple, LSU; David Huertas, Ole Miss; Terrico White, Ole Miss; Dominique Archie, South Carolina; Zam Fredrick, South Carolina; Wayne Chism, Tennessee; A.J. Ogilvy, Vanderbilt

2010

AP First Team: DeMarcus Cousins, Kentucky; Devan Downey, South Carolina; John Wall, Kentucky; Jarvis Varnado, Mississippi State; Trey Thompkins, Georgia

AP Second Team: Patrick Patterson, Kentucky; Chris Warren, Ole Miss; Jermaine Beal, Vanderbilt; Tasmin Mitchell, LSU; Wayne Chism, Tennessee

AP Honorable Mention: Jeffery Taylor, Vanderbilt; A.J. Ogilvy, Vanderbilt; Courtney Fortson, Arkansas; Dee Bost, Mississippi St.; Mikhail Torrance, Alabama

Coaches First Team: Trey Thompkins, Georgia; DeMarcus Cousins, Kentucky; Patrick Patterson, Kentucky; John Wall, Kentucky; Jarvis Varnado, Mississippi State; Devan Downey, South Carolina; Wayne Chism, Tennessee; Jermaine Beal, Vanderbilt

Coaches Second Team: Mikhail Torrance, Alabama; Courtney Fortson, Arkansas; Erving Walker, Florida; Tasmin Mitchell, LSU; Chris Warren, Ole Miss; Dee Bost, Mississippi State; A.J. Ogilvy, Vanderbilt; Jeffery Taylor, Vanderbilt



ALL-SEC TEAMS

2011

AP First Team: Chandler Parsons, Florida; John Jenkins, Vanderbilt; Terrence Jones, Kentucky; JaMychal Green, Alabama; Chris Warren, Ole Miss

AP Second Team: Brandon Knight, Kentucky; Trey Thompkins, Georgia; Scotty Hopson, Tennessee; Tony Mitchell, Alabama; Erving Walker, Florida

AP Honorable Mention: Dee Bost, Mississippi State; Tobias Harris, Tennessee; Kenny Boynton, Florida; Rotnei Clarke, Arkansas; Festus Ezeli, Vanderbilt; Trevor Releford, Alabama; Jeffery Taylor, Vanderbilt

Coaches First Team: JaMychal Green, Alabama; Chandler Parsons, Florida; Trey Thompkins, Georgia; Terrence Jones, Kentucky; Brandon Knight, Kentucky; Chris Warren, Ole Miss; Scotty Hopson, Tennessee; John Jenkins, Vanderbilt

Coaches Second Team: Tony Mitchell, Alabama; Rotnei Clarke, Arkansas; Kenny Boynton, Florida; Erving Walker, Florida; Travis Leslie, Georgia; Dee Bost, Mississippi State; Tobias Harris, Tennessee; Festus Ezeli, Vanderbilt; Jeffery Taylor, Vanderbilt

2012

AP First Team: Anthony Davis, Kentucky; John Jenkins, Vanderbilt; Michael Kidd-Gilchrist, Kentucky; Arnett Moultrie, Mississippi St.; Dee Bost, Mississippi St.

AP Second Team: Kenny Boynton, Florida; Jeffery Taylor, Vanderbilt; Bradley Beal, Florida; Terrence Jones, Kentucky; JaMychal Green, Alabama; Jeronne Maymon, Tennessee

AP Honorable Mention: Kentavious Caldwell-Pope, Georgia; Murphy Holloway, Ole Miss; Doron Lamb, Kentucky; Trevor Releford, Alabama; Erving Walker, Florida; B.J. Young, Arkansas

Coaches First Team: Bradley Beal, Florida; Kenny Boynton, Florida; Anthony Davis, Kentucky; Michael Kidd-Gilchrist, Kentucky; Dee Bost, Mississippi State; Arnett Moultrie, Mississippi State; John Jenkins, Vanderbilt; Jeffery Taylor, Vanderbilt

Coaches Second Team: JaMychal Green, Alabama; Trevor Releford, Alabama; BJ Young, Arkansas; Erving Walker, Florida; Terrence Jones, Kentucky; Doron Lamb, Kentucky; Justin Hamilton, LSU; Terrance Henry, Ole Miss; Jeronne Maymon, Tennessee

2013

AP First Team: Kentavious Caldwell-Pope, Georgia; Erik Murphy, Florida; Trevor Releford, Alabama; Jordan McRae, Tennessee; Nerlens Noel, Kentucky

AP Second Team: Marshall Henderson, Ole Miss; Elston Turner, Texas A&M; Jarnell Stokes, Tennessee; Johnny O'Bryant III, LSU; Murphy Holloway, Ole Miss; Phil Pressey, Missouri

AP Honorable Mention: Laurence Bowers, Missouri; Kenny Boynton, Florida; Alex Oriakhi, Missouri; Marshawn Powell, Arkansas; Mike Rosario, Florida; Scottie Wilbekin, Florida; BJ Young, Arkansas; Patric Young, Florida

Coaches First Team: Trevor Releford, Alabama; Erik Murphy, Florida; Kentavious Caldwell-Pope, Georgia; Nerlens Noel, Kentucky; Johnny O'Bryant III, LSU; Phil Pressey, Missouri; Jordan McRae, Tennessee; Elston Turner, Texas A&M

Coaches Second Team: Marshawn Powell, Arkansas; BJ Young, Arkansas; Kenny Boynton, Florida; Mike Rosario, Florida; Patric Young, Florida; Marshall Henderson, Ole Miss; Murphy Holloway, Ole Miss; Laurence Bowers, Missouri; Jarnell Stokes, Tennessee

2014

AP First Team: Casey Prather, Florida; Scottie Wilbekin, Florida; Julius Randle, Kentucky; Jabari Brown, Missouri; Jarnell Stokes, Tennessee

AP Second Team: Trevor Releford, Alabama; Patric Young, Florida; Jordan Mickey, LSU; Johnny O'Bryant, LSU; Jordan McRae, Tennessee

AP Honorable Mention: Chris Denson, Auburn; Kenny Gaines, Georgia; Charles Mann, Georgia; James Young, Kentucky; Marshall Henderson, Ole Miss; Jarvis Summers, Ole Miss; Rod Odom, Vanderbilt

Coaches First Team: Trevor Releford, Alabama; Casey Prather, Florida; Scottie Wilbekin, Florida; Julius Randle, Kentucky; Johnny O'Bryant III, LSU; Jabari Brown, Missouri; Jordan McRae, Tennessee; Jarnell Stokes, Tennessee

Coaches Second Team: Bobby Portis, Arkansas; Chris Denson, Auburn; Patric Young, Florida; Charles Mann, Georgia; James Young, Kentucky; Jordan Mickey, LSU; Marshall Henderson, Ole Miss; Jarvis Summers, Ole Miss; Jordan Clarkson, Missouri; Rod Odom, Vanderbilt

2015

AP First Team: Bobby Portis, Arkansas; Willie Cauley-Stein, Kentucky; Karl-Anthony Towns, Kentucky; Stefan Moody, Ole Miss; Jarell Martin, LSU; Jordan Mickey, LSU; Josh Richardson, Tennessee

AP Second Team: Michael Qualls, Arkansas; KT Harrell, Auburn; Aaron Harrison, Kentucky; Danuel House, Texas A&M; Damian Jones, Vanderbilt

AP Honorable Mention: Levi Randolph, Alabama; Marcus Thornton, Georgia; Devin Booker, Tennessee; Alex Caruso, Texas A&M

Coaches First Team: Bobby Portis, Arkansas; Willie Cauley-Stein, Kentucky; Karl-Anthony Towns, Kentucky; Jarell Martin, LSU; Jordan Mickey, LSU; Stefan Moody, Ole Miss; Josh Richardson, Tennessee; Danuel House, Texas A&M; Damian Jones, Vanderbilt

Coaches Second Team: Levi Randolph, Alabama; Michael Qualls, Arkansas; KT Harrell, Auburn; Dorian Finney-Smith, Florida; Marcus Thornton, Georgia; Devin Booker, Kentucky; Aaron Harrison, Kentucky; Craig Sword, Mississippi State; Jalen Jones, Texas A&M

MULTIPLE TIME FIRST TEAM ALL-SEC SELECTIONS

Four-Time Coaches First Team All-SEC

Ernie Grunfeld, Tennessee - 1974-75-76-77
Allan Houston, Tennessee - 1990-91-92-93

Three-Time Coaches First Team All-SEC

Johnny Cox, Kentucky - 1957-58-59
Bailey Howell, Mississippi State - 1957-58-59
Bill Lickert, Kentucky - 1959-60-61
Donnie Kessinger, Ole Miss - 1962-63-64
Cotton Nash, Kentucky - 1962-63-64
Clyde Lee, Vanderbilt - 1964-65-66
Louie Dampier, Kentucky - 1965-66-67
Tom Hagan, Vanderbilt - 1967-68-69
Dan Issel, Kentucky - 1968-69-70
Pete Maravich, LSU - 1968-69-70
Bob Lienhard, Georgia - 1968-69-70
John Mengelt, Auburn - 1969-70-71
Len Kosmalski, Tennessee - 1972-73-74
Kevin Grevey, Kentucky - 1973-74-75
Leon Douglas, Alabama - 1974-75-76
Eddie Johnson, Auburn - 1974-75-76
Bernard King, Tennessee - 1975-76-77
Jack Givens, Kentucky - 1976-77-78
Mike Mitchell, Auburn - 1976-77-78
Ray White, Mississippi State - 1976-78-79
Reginald King, Alabama - 1977-78-79
Reggie Johnson, Tennessee - 1978-79-80
Kyle Macy, Kentucky - 1978-79-80
John Stroud, Ole Miss - 1978-79-80
Durand Macklin, LSU - 1978-80-81
Eddie Phillips, Alabama - 1980-81-82
Dale Ellis, Tennessee - 1981-82-83
Jeff Malone, Mississippi State - 1981-82-83
Ronnie Williams, Florida - 1981-82-84
Chuck Person, Auburn - 1984-85-86
Kenny Walker, Kentucky - 1984-85-86
Vernon Maxwell, Florida - 1986-87-88
Cameron Burns, Mississippi State - 1989-90-91
Litterial Green, Georgia - 1990-91-92
Shaquille O'Neal, LSU - 1990-91-92
Scotty Thurman, Arkansas - 1993-94-95
Chris Lofton, Tennessee - 2006-07-08
Devan Downey, South Carolina - 2008-09-10

Four-Time AP First Team All-SEC

Ernie Grunfeld, Tennessee - 1974-75-76-77
Allan Houston, Tennessee - 1990-91-92-93

Three-Time AP First Team All-SEC

Frank Ramsey, Kentucky - 1951-52-54
Bob Pettit, LSU - 1952-53-54
Bailey Howell, Mississippi State - 1957-58-59
Cotton Nash, Kentucky - 1962-63-64
Clyde Lee, Vanderbilt - 1964-65-66
Tom Hagan, Vanderbilt - 1967-68-69
Pete Maravich, LSU - 1968-69-70
Kevin Grevey, Kentucky - 1973-74-75
Bernard King, Tennessee - 1975-76-77
Reginald King, Alabama - 1977-78-79
Durand Macklin, LSU - 1978-80-81
Kyle Macy, Kentucky - 1978-79-80
Chuck Person, Auburn - 1984-85-86
Shaquille O'Neal, LSU - 1990-91-92
BJ McKie, South Carolina - 1997-98-99
Chris Lofton, Tennessee - 2006-07-08
Devan Downey, South Carolina - 2008-09-10

**coaches selections are first team 1957-58 and then 1993-present. From 1959-1992 coaches selected just one team.*

2016

AP First Team: Tyler Ulis, Kentucky; Ben Simmons, LSU; Stefan Moody, Ole Miss; Jamal Murray, Kentucky; Jalen Jones, Texas A&M

AP Second Team: Retin Obasohan, Alabama; Michael Carrera, South Carolina; Damian Jones, Vanderbilt; Kevin Punter, Tennessee; Moses Kingsley, Arkansas

AP Third Team: Yante Maten, Georgia; J.J. Frazier, Georgia; Dorian Finney-Smith, Florida; Danuel House, Texas A&M; Alex Caruso, Texas A&M

AP Honorable Mention: Wade Baldwin IV, Vanderbilt; Armani Moore, Tennessee; Gavin Ware, Mississippi State

Coaches First Team: Retin Obasohan, Alabama; Jamal Murray, Kentucky; Tyler Ulis, Kentucky; Ben Simmons, LSU; Stefan Moody, Ole Miss; Michael Carrera, South Carolina; Jalen Jones, Texas A&M; Damian Jones, Vanderbilt

Coaches Second Team: Moses Kingsley, Arkansas; Dorian Finney-Smith, Florida; J.J. Frazier, Georgia; Yante Maten, Georgia; Kevin Punter Jr., Tennessee; Alex Caruso, Texas A&M; Danuel House, Texas A&M; Wade Baldwin IV, Vanderbilt

2017

AP First Team: Malik Monk, Kentucky; Sindarius Thornwell, South Carolina; J.J. Frazier, Georgia; De'Aaron Fox, Kentucky; Sebastian Saiz, Ole Miss

AP Second Team: KeVaughn Allen, Florida; Moses Kingsley, Arkansas; Yante Maten, Georgia; Robert Williams, Texas A&M; Bam Adebayo, Kentucky

Coaches First Team: KeVaughn Allen, Florida; J.J. Frazier, Georgia; Yante Maten, Georgia; De'Aaron Fox, Kentucky; Malik Monk, Kentucky; Sebastian Saiz, Ole Miss; Sindarius Thornwell, South Carolina; Luke Kornet, Vanderbilt

Coaches Second Team: Moses Kingsley, Arkansas; Kasey Hill, Florida; Bam Adebayo, Kentucky; Antonio Blakeney, LSU; Quinndary Weatherspoon, Mississippi State; Robert Hubbs III, Tennessee; Tyler Davis, Texas A&M; Robert Williams, Texas A&M

2018

AP First Team: Bryce Brown, Auburn; Daryl Macon, Arkansas; Yante Maten, Georgia; Collin Sexton, Alabama; Grant Williams, Tennessee

AP Second Team: Jaylen Barford, Arkansas; Chris Chiozza, Florida; Jared Harper, Auburn; Mustapha Heron, Auburn; Kassius Robertson, Missouri

Coaches First Team: Jaylen Barford, Arkansas; Chris Chiozza, Florida; Yante Maten, Georgia; Kevin Knox, Kentucky; Kassius Robertson, Missouri; Chris Silva, South Carolina; Grant Williams, Tennessee; Tyler Davis, Texas A&M

Coaches Second Team: Collin Sexton, Alabama; Daryl Macon, Arkansas; Bryce Brown, Auburn; Jared Harper, Auburn; Shai Gilgeous-Alexander, Kentucky; Quinndary Weatherspoon, Mississippi State; Admiral Schofield, Tennessee; Jeff Roberson, Vanderbilt

2019

AP First Team: Daniel Gafford, Arkansas; PJ Washington, Kentucky; Tremont Waters, LSU; Quinndary Weatherspoon, Mississippi State; Grant Williams, Tennessee

AP Second Team: Jared Harper, Auburn; Breein Tyree, Ole Miss; Chris Silva, South Carolina; Jordan Bone, Tennessee; Admiral Schofield, Tennessee

Coaches First Team: Daniel Gafford, Arkansas; PJ Washington, Kentucky; Tremont Waters, LSU; Breein Tyree, Ole Miss; Quinndary Weatherspoon, Mississippi State; Chris Silva, South Carolina; Admiral Schofield, Tennessee; Grant Williams, Tennessee

Coaches Second Team: Bryce Brown, Auburn; Jared Harper, Auburn; Nicolas Claxton, Georgia; Tyler Herro, Kentucky; Keldon Johnson, Kentucky; Terence Davis, Ole Miss; Skylar Mays, LSU; Jordan Bone, Tennessee

2020

AP First Team: Kira Lewis Jr., Alabama; Mason Jones, Arkansas; Reggie Perry, Mississippi State; Nick Richards, Kentucky; Immanuel Quickley, Kentucky

AP Second Team: Samir Doughty, Auburn; Anthony Edwards, Georgia; Keyontae Johnson, Florida; Skylar Mays, LSU; Breein Tyree, Ole Miss

Coaches First Team: Kira Lewis Jr., Alabama; Mason Jones, Arkansas; Samir Doughty, Auburn; Keyontae Johnson, Florida; Immanuel Quickley, Kentucky; Nick Richards, Kentucky; Skylar Mays, LSU; Breein Tyree, Ole Miss; Reggie Perry, Mississippi State

Coaches Second Team: John Petty Jr., Alabama; Isaac Okoro, Auburn; Kerry Blackshear Jr., Florida; Anthony Edwards, Georgia; Tyrese Maxey, Kentucky; Maik Kotsar, South Carolina; John Fulkerson, Tennessee; Saben Lee, Vanderbilt



SEC ALL-FRESHMAN TEAMS

1987

Rex Chapman, Kentucky
Dwayne Schintzius, Florida
Scott Draud, Vanderbilt
Eric Burdette, Georgia
Fess Irvin, LSU

1988

Tim Jumper, Ole Miss
Livingston Chatman, Florida
Wayne Sims, LSU
Eric Manuel, Kentucky
Melvin Cheatum, Alabama
Greg Bell, Tennessee

1989

Litterial Green, Georgia
Chris Jackson, LSU
Chris Mills, Kentucky
Vernel Singleton, LSU
Tony Watts, Mississippi State

1990

Ronnie Battle, Auburn
Reggie Gallon, Auburn
Joe Harvell, Ole Miss
Allan Houston, Tennessee
Shaquille O'Neal, LSU

1991

Craig Brown, Florida
Dondi Flemister, Ole Miss
Jamal Mashburn, Kentucky
Wesley Person, Auburn
James Robinson, Alabama

1992

Clarence Ceasar, LSU
Charles Claxton, Georgia
Andrew DeClercq, Florida
Ronnie McMahan, Vanderbilt
Cedric Moore, Alabama

1993

Steve Hamer, Tennessee
Rodrick Rhodes, Kentucky
Carlos Strong, Georgia
Scotty Thurman, Arkansas
Corliss Williamson, Arkansas

1994

Erick Dampier, Mississippi State
Wes Flanigan, Auburn*
Ed Gray, Tennessee
Ronnie Henderson, LSU
Antonio McDyess, Alabama
Darnell Robinson, Arkansas*

1995

Anthony Boone, Ole Miss
Randy Livingston, LSU
Drew Maddux, Vanderbilt
Melvin Watson, South Carolina
Franklin Williams, Auburn

1996

Kareem Reid, Arkansas
Ron Mercer, Kentucky
Keith Carter, Ole Miss
BJ McKie, South Carolina
Brandon Wharton, Tennessee

1997

Glendon Alexander, Arkansas
Daymeon Fishback, Auburn
Doc Robinson, Auburn
Jamaal Magloire, Kentucky
C.J. Black, Tennessee

1998

Scott Pohlman, Auburn
Brent Wright, Florida*
Jumaine Jones, Georgia
Antonio Grant, South Carolina
Tony Harris, Tennessee
Isiah Victor, Tennessee*
Greg LaPointe, Vanderbilt*

2000

Joe Johnson, Arkansas
Donnell Harvey, Florida
Keith Bogans, Kentucky
Torrin Bright, LSU
Chuck Eidson, South Carolina

2001

Gerald Wallace, Alabama
Gerald Fitch, Kentucky
Jason Parker, Kentucky
Justin Reed, Ole Miss#
Matt Freije, Vanderbilt

2002

Maurice Williams, Alabama#
Brandon Robinson, Auburn
David Lee, Florida
Chuck Hayes, Kentucky
Brian Thornton, Vanderbilt

2003

Kennedy Winston, Alabama
Jonathon Modica, Arkansas
Anthony Roberson, Florida#
Matt Walsh, Florida
C.J. Watson, Tennessee

2004

Jermareo Davidson, Alabama
Ronnie Brewer, Arkansas
Olu Famutini, Arkansas
Levi Stukes, Georgia
Brandon Bass, LSU#
Todd Abernathy, Ole Miss
Gary Ervin, Mississippi State
Renaldo Balkman, South Carolina

2005

Ronald Steele, Alabama
Darian Townes, Arkansas
Toney Douglas, Auburn
Corey Brewer, Florida
Rajon Rondo, Kentucky
Glen Davis, LSU#
Chris Lofton, Tennessee
Shane Foster, Vanderbilt

2006

Ronald Steele, Alabama
Alonzo Gee, Alabama
Richard Hendrix, Alabama
Quantez Robertson, Auburn
Rasheem Barrett, Auburn
Mike Mercer, Georgia
Tasmin Mitchell, LSU
Tyrus Thomas, LSU#
Jamont Gordon, Mississippi St.

2007

Patrick Beverley, Arkansas
DeWayne Reed, Auburn
Derrick Jasper, Kentucky
Jodie Meeks, Kentucky
Ben Hansbrough, Mississippi St.
Barry Stewart, Mississippi State
Dominique Archie, So. Carolina
Wayne Chism, Tennessee
Torrin Bright, LSU
Ramar Smith, Tennessee

2008

Nick Calathes, Florida#
Jai Lucas, Florida
Chandler Parsons, Florida
Jeremy Price, Georgia
Patrick Patterson, Kentucky#
Anthony Randolph, LSU
Trevor Gaskins, Ole Miss
Chris Warren, Ole Miss
Mike Holmes, South Carolina
A.J. Ogilvy, Vanderbilt

2009

JaMychal Green, Alabama
Courtney Fortson, Arkansas
Erving Walker, Florida
Trey Thompkins, Georgia
Terrico White, Ole Miss#
Dee Bost, Mississippi State
Scotty Hopson, Tennessee
Jeffery Taylor, Vanderbilt

2010

Tony Mitchell, Alabama
Marshawn Powell, Arkansas
Kenny Boynton, Florida
Eric Bledsoe, Kentucky
DeMarcus Cousins, Kentucky#
John Wall, Kentucky
Reginald Buckner, Ole Miss
John Jenkins, Vanderbilt

2011

Trevor Releford, Alabama
Patric Young, Florida
Terrence Jones, Kentucky#
Brandon Knight, Kentucky
Doron Lamb, Kentucky
Ralston Turner, LSU
Bruce Ellington, South Carolina
Tobias Harris, Tennessee

2012

BJ Young, Arkansas
Bradley Beal, Florida
Kentavious Caldwell-Pope, Georgia
Anthony Davis, Kentucky#
Michael Kidd-Gilchrist, Kentucky
Anthony Hickey, LSU
Rodney Hood, Mississippi State
Jarnell Stokes, Tennessee

2013

Michael Frazier II, Florida
Charles Mann, Georgia
Willie Cauley-Stein, Kentucky
Archie Goodwin, Kentucky
Nerlens Noel, Kentucky#
Alex Poythress, Kentucky
Craig Sword, Mississippi State
Gavin Ware, Mississippi State
Michael Carrera, So. Carolina

2014

Shannon Hale, Alabama
Bobby Portis, Arkansas
Julius Randle, Kentucky#
James Young, Kentucky
Jarell Martin, LSU
Jordan Mickey, LSU
Sindarius Thornwell, So. Carolina
Damian Jones, Vanderbilt

2015

Anton Beard, Arkansas
Devin Robinson, Florida
Devin Booker, Kentucky
Trey Lyles, Kentucky
Karl-Anthony Towns, Kentucky#
Tyler Ulis, Kentucky
Wade Baldwin IV, Vanderbilt
Riley LaChance, Vanderbilt

2016

KeVaughn Allen, Florida
Jamal Murray, Kentucky
Antonio Blakeney, LSU
Ben Simmons, LSU#
Quinnndary Weatherspoon, Miss St.
Kevin Puryear, Missouri
Tyler Davis, Texas A&M
DJ Hogg, Texas A&M

2017

Braxton Key, Alabama
Mustapha Heron, Auburn
Bam Adebayo, Kentucky
De'Aaron Fox, Kentucky
Malik Monk, Kentucky#
Lamar Peters, Mississippi State
Grant Williams, Tennessee
Robert Williams, Texas A&M

2018

Collin Sexton, Alabama#
Daniel Gafford, Arkansas
Shai Gilgeous-Alexander, Kentucky
Kevin Knox, Kentucky#
Tremont Waters, LSU
Nick Weatherspoon, Miss. State
Jontay Porter, Missouri
TJ Starks, Texas A&M

2019

Kira Lewis Jr., Alabama
Isaiah Joe, Arkansas
Andrew Nembhard, Florida
Tyler Herro, Kentucky
Keldon Johnson, Kentucky#
Naz Reid, LSU
Reggie Perry, Mississippi State
A.J. Lawson, South Carolina

2020

Jaden Shackelford, Alabama
Isaac Okoro, Auburn
Scottie Lewis, Florida
Anthony Edwards, Georgia#
Tyrese Maxey, Kentucky
Trendon Watford, LSU
Jermaine Couisnard, So. Carolina
Scotty Pippen Jr., Vanderbilt

* Tied for position
SEC Freshman of the Year

NOTE: The SEC All-Freshman team is voted on by the league's coaches. From 1987-97, the award was sponsored by the *Knoxville News-Sentinel*. The SEC discontinued its All-Freshman Team after the 1998 season but resumed the award for the 2000 season.

ALL-DEFENSIVE TEAMS



1991

Greg Carter, Mississippi State
Rod Cole, Georgia
Shawn Griggs, LSU
Shaquille O'Neal, LSU (MVP)
Gary Waites, Alabama

1992

Robert Horry, Alabama
Lee Mayberry, Arkansas
Shaquille O'Neal, LSU (MVP)
Latrell Sprewell, Alabama
Reggie Tinch, Georgia

2008

Steven Hill, Arkansas
Sundiata Gaines, Georgia
Ramel Bradley, Kentucky
Garrett Temple, LSU
Jarvis Varnado, Mississippi State
JaJuan Smith, Tennessee

2009

Quantez Robertson, Auburn
Garrett Temple, LSU
Chris Johnson, LSU
Jarvis Varnado, Mississippi State
Dominique Archie, South Carolina
Devan Downey, South Carolina

2010

Patrick Patterson, Kentucky
Jarvis Varnado, Mississippi State
Devan Downey, South Carolina
Sam Muldrow, South Carolina
Jeffery Taylor, Vanderbilt

2011

Delvon Johnson, Arkansas
DeAndre Liggins, Kentucky
Reginald Buckner, Ole Miss
Sam Muldrow, South Carolina
Jeffery Taylor, Vanderbilt

2012

Anthony Davis, Kentucky
Michael Kidd-Gilchrist, Kentucky
Reginald Buckner, Ole Miss
Damontre Harris, South Carolina
Jeffery Taylor, Vanderbilt

2013

Trevor Releford, Alabama
Scottie Wilbekin, Florida
Patric Young, Florida
Nerlens Noel, Kentucky
Anthony Hickey, LSU
Reginald Buckner, Ole Miss

2014

Patric Young, Florida
Scottie Wilbekin, Florida
Willie Cauley-Stein, Kentucky
Jordan Mickey, LSU
Josh Richardson, Tennessee

2015

Marcus Thornton, Georgia
Willie Cauley-Stein, Kentucky
Jordan Mickey, LSU
Josh Richardson, Tennessee
Damian Jones, Vanderbilt

2016

Retin Obasohan, Alabama
Moses Kingsley, Arkansas
Tyler Ulis, Kentucky
Sindarius Thornwell, South Carolina
Alex Caruso, Texas A&M
Luke Kornet, Vanderbilt

2017

Moses Kingsley, Arkansas
Kasey Hill, Florida
Sindarius Thornwell, South Carolina
Robert Williams, Texas A&M
Luke Kornet, Vanderbilt

2018

Donta Hall, Alabama
Anfernee McLemore, Auburn
Chris Chiozza, Florida
Chris Silva, South Carolina
Robert Williams, Texas A&M


2019

Donta Hall, Alabama
Daniel Gafford, Arkansas
Ashton Hagans, Kentucky
Tremont Waters, LSU
Chris Silva, South Carolina

2020

Herbert Jones, Alabama
Isaac Okoro, Auburn
Ashton Hagans, Kentucky
Nick Richards, Kentucky
Yves Pons, Tennessee

NOTE: SEC Defensive team discontinued following 1992 and restarted in 2008.





COMMUNITY SERVICE TEAMS

1999

Jeremy Hays, Alabama
 Pat Bradley, Arkansas
 Adrian Chilliest, Auburn
 Patrick O'Connor, Florida
 G.G. Smith, Georgia
 Scott Padgett, Kentucky
 Collis Temple III, LSU
 Michael White, Ole Miss
 Bart Hyche, Mississippi State
 BJ McKie, South Carolina
 Aaron Green, Tennessee
 Sam Howard, Vanderbilt

2000

Jeremy Hays, Alabama
 Brandon Davis, Arkansas
 Daymeon Fishback, Auburn
 Brent Wright, Florida
 Badi Oliver, Georgia
 Saul Smith, Kentucky
 Jermaine Williams, LSU
 Rahim Lockhart, Ole Miss
 Tang Hamilton, Mississippi State
 Aaron Lucas, South Carolina
 C.J. Black, Tennessee
 Sam Howard, Vanderbilt

2001

Doc Martin, Alabama
 Brandon Davis, Arkansas
 Scott Pohlman, Auburn
 Matt Bonner, Florida
 Anthony Evans, Georgia
 Saul Smith, Kentucky
 Collis Temple III, LSU
 Rahim Lockhart, Ole Miss
 T.J. Billups, Mississippi State
 Jamel Bradley, South Carolina
 Jon Higgins, Tennessee
 Sam Howard, Vanderbilt

2002

Terrance Meade, Alabama
 Blake Eddins, Arkansas
 Charlton Baker, Auburn
 Matt Bonner, Florida
 Chris Daniels, Georgia
 Tayshaun Prince, Kentucky
 Collis Temple III, LSU
 Jason Harrison, Ole Miss
 Lincoln Smith, Mississippi State
 Aaron Lucas, South Carolina
 Jon Higgins, Tennessee
 Chuck Moore, Vanderbilt

2003

Terrance Meade, Alabama
 Blake Eddins, Arkansas
 Marquis Daniels, Auburn
 Matt Bonner, Florida
 Jonas Hayes, Georgia
 Jules Camara, Kentucky
 Collis Temple III, LSU
 Derrick Allen, Ole Miss
 Timmy Bowers, Mississippi State
 Michael Boynton, South Carolina
 Jon Higgins, Tennessee
 Jason Holwerda, Vanderbilt

2004

Evan Brock, Alabama
 Billy Pharis, Arkansas
 Johnathan Lewis, Auburn
 David Lee, Florida
 Rashad Wright, Georgia
 Kelenna Azubuike, Kentucky
 Paul Wolfert, LSU
 Justin Reed, Ole Miss
 Timmy Bowers, Mississippi State
 John Chappell, South Carolina
 C.J. Watson, Tennessee
 Russell Lakey, Vanderbilt

2005

Evan Brock, Alabama
 Steven Hill, Arkansas
 Nathan Watson, Auburn
 David Lee, Florida
 Levi Stukes, Georgia
 Chuck Hayes, Kentucky
 Paul Wolfert, LSU
 Kendrick Fox, Ole Miss
 Shane Power, Mississippi State
 Carlos Powell, South Carolina
 C.J. Watson, Tennessee
 Jason Holwerda, Vanderbilt

2006

Evan Brock, Alabama
 Dontell Jefferson, Arkansas
 Ronny LeMelle, Auburn
 Lee Humphrey, Florida
 Steve Newman, Georgia
 Bobby Perry, Kentucky
 Darnell Lazare, LSU
 Todd Abernethy, Ole Miss
 Wesley Morgan, Mississippi St.
 Renaldo Balkman, South Carolina
 Stanley Asumnu, Tennessee
 Ted Skuchas, Vanderbilt

2007

Ronald Steele, Alabama
 Sean McCurdy, Arkansas
 Quantez Robertson, Auburn
 Lee Humphrey, Florida
 Dave Bliss, Georgia
 Bobby Perry, Kentucky
 Garrett Temple, LSU
 Todd Abernethy, Ole Miss
 Piotr Stelmach, Mississippi State
 Brandon Wallace, South Carolina
 Chris Lofton, Tennessee
 Shan Foster, Vanderbilt

2008

Richard Hendrix, Alabama
 Darian Townes, Arkansas
 Drew Smith, Auburn
 Walter Hodge, Florida
 Terrance Woodbury, UG
 Jodie Meeks, Kentucky
 Garrett Temple, LSU
 Dwayne Curtis, Ole Miss
 Billy Begley, Mississippi State
 Dwayne Day, South Carolina
 Wayne Chism, Tennessee
 Shan Foster, Vanderbilt

2009

Senario Hillman, Alabama
 Michael Sanchez, Arkansas
 Quantez Robertson, Auburn
 Walter Hodge, Florida
 Albert Jackson, Georgia
 Jodie Meeks, Kentucky
 Garrett Temple, LSU
 Eniel Polyniece, Ole Miss
 Barry Stewart, Mississippi State
 Branden Conrad, South Carolina
 Wayne Chism, Tennessee
 A.J. Ogilvy, Vanderbilt

2010

Senario Hillman, Alabama
 Rotnei Clarke, Arkansas
 Lucas Hargrove, Auburn
 Dan Werner, Florida
 Trey Thompkins, Georgia
 Patrick Patterson, Kentucky
 Alex Farrer, LSU
 Zach Graham, Ole Miss
 Barry Stewart, Mississippi State
 Austin Steed, South Carolina
 Bobby Maze, Tennessee
 Joe Duffy, Vanderbilt

2011

Charvez Davis, Alabama
 Marcus Britt, Arkansas
 Frankie Sullivan, Auburn
 Chandler Parsons, Florida
 Connor Nolte, Georgia
 DeAndre Liggins, Kentucky
 Daron Populist, LSU
 Zach Graham, Ole Miss
 Brandon Bolen, Mississippi State
 Malike Cooke, South Carolina
 Melvin Goins, Tennessee
 Joe Duffy, Vanderbilt

2012

Trevor Releford, Alabama
 Michael Sanchez, Arkansas
 Kenny Gabriel, Auburn
 Will Yeguete, Florida
 Matt Bucklin, Georgia
 Darius Miller, Kentucky
 Justin Hamilton, LSU
 Nick Williams, Ole Miss
 Charles Parker, Mississippi State
 Malik Cooke, South Carolina
 Cameron Tatum, Tennessee
 Steve Tchiengang, Vanderbilt

2013

Levi Randolph, Alabama
 Kikko Haydar, Arkansas
 Josh Wallace, Auburn
 Patric Young, Florida
 John Florveus, Georgia
 Nerlens Noel, Kentucky
 Andre Stringer, LSU
 Nick Williams, Ole Miss
 Tyson Cunningham, Mississippi St.
 Laurence Bowers, Missouri
 Brian Richardson, South Carolina
 Kenny Hall, Tennessee
 Jarod Jahns, Texas A&M
 Eric McClellan, Vanderbilt

2014

Retin Obasohan, Alabama
 Kikko Haydar, Arkansas
 Asauhn Dixon-Tatum, Auburn
 Will Yeguete, Florida
 Marcus Thornton, Georgia
 Jon Hood, Kentucky
 Andre Stringer, LSU
 Demarco Cox, Ole Miss
 Tyson Cunningham, Mississippi St.
 Johnathan Williams, III, Missouri
 Brenton Williams, South Carolina
 D'Montre Edwards, Tennessee
 Blake McDonald, Texas A&M
 Kyle Fuller, Vanderbilt

2015

Retin Obasohan, Alabama
 Moses Kingsley, Arkansas
 KT Harrell, Auburn
 Jacob Kurtz, Florida
 Marcus Thornton, Georgia
 Marcus Lee, Kentucky
 John Odo, LSU
 Martavious Newby, Ole Miss
 Isaiah Butler, Mississippi State
 Keanau Post, Missouri
 Laimonas Chatkevicius, So. Carolina
 Josh Richardson, Tennessee
 Jordan Green, Texas A&M
 James Siakam, Vanderbilt

2016

Arthur Edwards, Alabama
 Keaton Miles, Arkansas
 Jordon Granger, Auburn
 DeVon Walker, Florida
 Yante Maten, Georgia
 Marcus Lee, Kentucky
 Keith Hornsby, LSU
 Tomasz Gielo, Ole Miss
 Gavin Ware, Mississippi State
 Ryan Rosburg, Missouri
 Mindaugas Kacinas, So. Carolina
 Kevin Punter Jr., Tennessee
 Kyle Dobbins, Texas A&M
 Luke Kornet, Vanderbilt

2017

Corban Collins, Alabama
 Moses Kingsley, Arkansas
 Mustapha Heron, Auburn
 Chris Chiozza, Florida
 Yante Maten, Georgia
 Derek Willis, Kentucky
 Brandon Sampson, LSU
 Sebastian Saiz, Ole Miss
 I.J. Ready, Mississippi State
 Terrence Phillips, Missouri
 PJ Dozier, South Carolina
 Admiral Schofield, Tennessee
 Tavario Miller, Texas A&M
 Luke Kornet, Vanderbilt

2018

Braxton Key, Alabama
 Trey Thompson, Arkansas
 Jared Harper, Auburn
 Kevarrius Hayes, Florida
 Yante Maten, Georgia
 Dillon Pulliam, Kentucky
 Aaron Epps, LSU
 Terence Davis, Ole Miss
 Mitchell Storm, Mississippi State
 Jeremiah Tilton, Missouri
 Khadim Gueye, South Carolina
 Grant Williams, Tennessee
 Tonny Trocha-Morelos, Texas A&M
 Djery Baptiste, Vanderbilt

2019

Galin Smith, Alabama
 Adrio Bailey, Arkansas
 Horace Spencer, Auburn
 Kevarrius Hayes, Florida
 William "Turtle" Jackson II, Georgia
 Jonny David, Kentucky
 Skylar Mays, LSU
 Terence Davis, Ole Miss
 Aric Holman, Mississippi State
 Jordan Geist, Missouri
 Hassani Gravett, South Carolina
 Grant Williams, Tennessee
 Chris Collins, Texas A&M
 Isaiah Rice, Vanderbilt

2020

Herbert Jones, Alabama
 Adrio Bailey, Arkansas
 Austin Wiley, Auburn
 Anthony Duruji, Florida
 Rayshaun Hammonds, Georgia
 Nate Sestina, Kentucky
 Marshall Graves, LSU
 Franco Miller Jr., Ole Miss
 Abdul Ado, Mississippi State
 Reed Nikko, Missouri
 Nathan Nelson, South Carolina
 John Fulkerson, Tennessee
 Wendell Mitchell, Texas A&M
 Isaiah Rice, Vanderbilt

NOTE: SEC Community Service team was called "Good Works Team" from 1999-2007

MISCELLANEOUS AWARDS

All-Time SEC Team

(1974: by special panel for Orlando Sentinel)

First Team

C	Bob Pettit, LSU	6-9	1953-54
G	Pete Maravich, LSU	6-5	1969-70
G	Ralph Beard, Kentucky	5-11	1948-49
G	Bailey Howell, Mississippi State	6-7	1958-59
C	Cliff Hagan, Kentucky	6-4	1953-54

Second Team

G	Frank Ramsey, Kentucky	6-3	1953-54
C	Dan Issel, Kentucky	6-8	1969-70
C	Alex Groza, Kentucky	6-7	1948-49
C	Clyde Lee, Vanderbilt	6-10	1965-66
F/C	Wallace Jones, Kentucky	6-4	1948-49

Third Team

G	Louie Dampier, Kentucky	6-0	1966-67
C/F	Cotton Nash, Kentucky	6-5	1963-64
F	Bonnie Graham, Ole Miss	6-3	1937-38
G	Donnie Kessinger, Ole Miss	6-3	1963-64
G	Roger Kaiser, Georgia Tech	6-1	1960-61
G	John Mengelt, Auburn	6-1	1970-71

Coach

Adolph Rupp, Kentucky (1931-72)

SEC Team of the 1980's

(Selected in 1989 by conference coaches and conducted by Clarion-Ledger/Jackson Daily News)

First Team

F	Dale Ellis, Tennessee	1980-83
F	Kenny Walker, Kentucky	1983-86
C	Charles Barkley, Auburn	1982-84
F	Dominique Wilkins, Georgia	1980-82
F	Chuck Person, Auburn	1983-86

Also Receiving Votes

G	Jeff Malone, Mississippi State	1980-83
F	Derrick McKey, Alabama	1985-87
G	Chris Jackson, LSU	1989-90
C	Will Perdue, Vanderbilt	1984,86-88
F	Durand Macklin, LSU	1977-78,80-81
G	Vern Fleming, Georgia	1981-84
F	Buck Johnson, Alabama	1983-86
C	Sam Bowie, Kentucky	1980-81,84
G	Vernon Maxwell, Florida	1985-88

SEC Silver Anniversary Team

(2004: by special panel for ESPN)

G	Chris Jackson, LSU	1988-90
G	Allan Houston, Tennessee	1990-93
F	Chuck Person, Auburn	1983-86
F	Jamal Mashburn, Kentucky	1991-93
C	Shaquille O'Neal, LSU	1990-92

25-Year All-SEC Team

(1986: by special panel for Lakeland Ledger)

First Team

F	Bernard King, Tennessee	1975-77
F	Dan Issel, Kentucky	1968-70
F	Clyde Lee, Vanderbilt	1964-66
G	Pete Maravich, LSU	1968-70
G	Kyle Macy, Kentucky	1978-80

Second Team

F	Dominique Wilkins, Georgia	1980-82
F	Cotton Nash, Kentucky	1962-64
F	Reginald King, Alabama	1976-79
G	Ernie Grunfeld, Tennessee	1974-77
G	John Mengelt, Auburn	1969-71

Honorable Mention

John Stroud, Ole Miss; Kevin Grevey, Kentucky; Dale Ellis, Tennessee; Louie Dampier, Kentucky; Leon Douglas, Alabama; Jack Givens, Kentucky; Donnie Kessinger, Ole Miss; Neal Walk, Florida; Wendell Hudson, Alabama; Durand Macklin, LSU; Ernie Johnson, Auburn; Chuck Person, Auburn; Jeff Malone, Mississippi State; Mike Mitchell, Auburn; Rick Robey, Kentucky

Best Coach

Adolph Rupp, Kentucky (1931-72) - Career Record: 875-190

Best Team

1977-78 Kentucky Wildcats - (30-2; NCAA Champions)



SEC PLAYERS OF THE WEEK

1985

J7 Kenny Walker, UK
 J14 Terry Coner, UA
 J21 Tony White, UT
 J28 Michael Brooks, UT
 Cedric Henderson, UG
 F4 Vernon Maxwell, UF
 F11 Chuck Person, AU
 F18 Brett Burrow, VU
 F25 Buck Johnson, UA
 M3 John Williams, LS

1986

J6 Nikita Wilson, LS
 Vernon Maxwell, UF
 Kenny Walker, UK
 J13 Terry Coner, UA
 J27 Derrick McKey, UA
 F3 Chuck Person, AU
 Vernon Maxwell, UF
 F10 Not Available
 F17 Roger Harden, UK
 F24 Chuck Person, AU
 M2 Not Available

1987

Dec. Jeff Moore, AU
 J12 Derrick McKey, UA
 J19 Tony White, UT
 J26 Vernon Maxwell, UF
 F2 Anthony Wilson, LS
 F9 James Blackmon, UK
 F16 Ed Davender, UK
 F23 Tony White, UT
 M1 Willie Anderson, UG

1988

Dec. Will Perdue, VU
 J11 Chris Morris, AU
 J18 Jose Vargas, LS
 J25 Will Perdue, VU
 F1 Vernon Maxwell, UF
 F8 Dyron Nix, UT
 F15 Willie Anderson, UG
 F22 Roderick Barnes, UM
 F29 Chris Morris, AU
 M3 Dyron Nix, UT

1989

N29 Dyron Nix, UT
 D6 Dyron Nix, UT
 D12 Chris Jackson, LS
 D19 Alec Kessler, UG
 Dec. Dyron Nix, UT
 J9 Barry Booker, VU
 J16 Michael Ansley, UA
 J23 Chris Jackson, LS
 J30 Dwayne Schintzius, UF
 F6 Frank Kornet, VU
 F13 Keenan Carpenter, AU
 F20 Barry Goheen, VU
 F28 Gerald Glass, UM
 M6 Chris Jackson, LS

1990

Dec. Alec Kessler, UG
 J7 Derrick Wilcox, VU
 J14 Chris Jackson, LS
 J21 Gerald Glass, UM
 J28 Rod Cole, UG
 F4 Melvin Cheatum, UA
 F11 Allan Houston, UT
 F18 Chris Jackson, LS

F25 Alec Kessler, UG
 M4 Gerald Glass, UM

1991

Dec. Shaquille O'Neal, LS
 J6 Stacey Poole, UF
 J13 Ronnie Battle, AU
 J20 Kevin Anglin, VU
 J27 Allan Houston, UT
 F3 Greg Carter, MS
 F10 Shaquille O'Neal, LS
 F17 Reggie Hanson, UK
 F24 Harold Boudreaux, LS
 M3 Greg Carter, MS

1992

Dec. Litterial Green, UG
 J13 Todd Day, AR
 J20 Shaquille O'Neal, LS
 J27 Carlus Groves, UT
 F3 Ronnie Battle, AU
 F10 Latrell Sprewell, UA
 F17 Tony Watts, MS
 F24 Joe Harvell, UM
 M2 Todd Day, AR
 M9 Shaquille O'Neal, LS

1993

Dec. Allan Houston, UT
 J11 James Robinson, UA
 J18 Billy McCaffrey, VU
 J25 Ronnie Battle, AU
 F1 Jamal Mashburn, UK
 F8 Jamie Brandon, LS
 F15 Allan Houston, UT
 F22 Kevin Anglin, VU
 M1 Corey Allen, UT
 M8 Wesley Person, AU

1994

Dec. Wesley Person, AU
 J3 Clarence Ceasar, LS
 J10 Erick Dampier, MS
 J17 David Johnson, UM
 J24 Dan Cross, UF
 J31 Dan Cross, UF
 F7 Scotty Thurman, AR
 F13 Aaron Swinson, AU
 F21 Scotty Thurman, AR
 F28 Corliss Williamson, AR

1995

Dec. Don Cross, UF
 J9 Erick Dampier, MS
 J16 Steve Hamer, UT
 J23 Randy Livingston, LS
 J30 Ronnie McMahan, VU
 F6 Darryl Wilson, MS
 F13 Corliss Williamson, AR
 F20 Scotty Thurman, AR
 F27 Ronnie Henderson, LS
 M6 Tony Delk, UK

1996

D3 Erick Dampier, MS
 D11 Steve Hamer, UT
 D17 Katu Davis, UG
 D31 Tony Delk, UK
 J7 Darryl Wilson, MS
 J14 Brian Williams, UA
 J21 Larry Davis, SC
 J28 Dametri Hill, UF
 F4 Ronnie Henderson, LS

F11 Darryl Wilson, MS
 F18 Roy Rogers, UA
 F25 Steve Hamer, UT
 M2 Shandon Anderson, UG

1997

D1 Eric Washington, UA
 D8 Ron Mercer, UK
 D15 Greg Stolt, UF
 J5 Michael Chadwick, UG
 J11 Larry Davis, SC
 J19 Derek Anderson, UK
 J26 BJ McKie, SC
 F2 Ansu Sesay, UM
 F9 Pax Whitehead, VU
 F16 Brian Williams, UA
 F23 Ron Mercer, UK
 M2 Ansu Sesay, UM

1998

D1 Ansu Sesay, UM
 D8 Nazr Mohammed, UK
 D15 Kareem Reid, AR
 J5 Tyrone Washington, MS
 J12 Bryant Smith, AU
 J19 Drew Maddux, VU
 J26 Ansu Sesay, UM
 F2 Doc Robinson, AU
 F9 Tony Harris, UT
 F16 Michael White, UM
 F23 Rashard Lee, UT
 M2 Jeff Sheppard, UK

1999

N23 Dan Langhi, VU
 N30 Chris Porter, AU
 D7 Wayne Turner, UK
 D14 Heshimu Evans, UK
 J4 Jumaine Jones, UG
 J11 Chris Porter, AU
 J18 Brandon Wharton, UT
 J25 Keith Carter, UM
 F1 BJ McKie, SC
 F8 Detrick White, MS
 F15 Doc Robinson, AU
 F22 Dan Langhi, VU
 M1 Brian Williams, UA

2000

N22 Mamadou N'diaye, AU
 N29 Stromile Swift, LS
 D6 Aaron Lucas, SC
 D13 Adrain Jones, UG
 J3 Jamaal Magloire, UK
 J10 Tayshaun Prince, UK
 J17 Doc Robinson, AU
 Dan Langhi, VU
 J24 Jamaal Magloire, UK
 J31 Stromile Swift, LS
 Vincent Yarbrough, UT
 F7 Chris Porter, AU
 F14 Brian Beshara, LS
 Tony Harris, UT
 F21 Anthony Williams, VU
 F28 Rod Grizzard, UA
 M6 Jamaal Magloire, UK

2001

N20 Teddy Dupay, UF
 N27 Tony Harris, UT
 D4 Marquis Estill, UK
 D11 Gerald Wallace, UA
 D18 Jamison Brewer, AU

J2 Antonio Jackson, MS
 J8 Isiah Victor, UT
 J15 Ezra Williams, UG
 J22 Jannero Pargo, AR
 J29 D.A. Layne, UG
 F5 Tayshaun Prince, UK
 F12 Antonio Grant, SC
 F19 Tayshaun Prince, UK
 F26 Udonis Haslem, UF
 M5 Brett Nelson, UF

2002

N19 Vincent Yarbrough, UT
 N26 Ezra Williams, UG
 D3 Collis Temple III, LS
 D10 Justin Reed, UM
 D17 Marquis Daniels, AU
 Udonis Haslem, UF
 D23 Jannero Pargo, AR
 J2 Tayshaun Prince, UK
 J7 Mario Austin, MS
 J14 Ezra Williams, UG
 J21 Matt Freije, VU
 J28 Jannero Pargo, AR
 F4 Vincent Yarbrough, UT
 F11 Matt Bonner, UF
 F18 Erwin Dudley, UA
 F25 Tayshaun Prince, UK
 M4 Mario Austin, MS

2003

N25 Matt Walsh, UF
 D2 Chuck Eidson, SC
 D9 Gerald Fitch, UK
 D16 Mario Austin, MS
 D23 Jaime Lloreda, LS
 D30 Kenny Walker, UA
 J6 Ezra Williams, UG
 J13 Anthony Roberson, UF
 J20 Marquis Daniels, AU
 J27 Aaron Harper, UM
 F3 Matt Freije, VU
 F10 Ron Slay, UT
 F17 Ron Slay, UT
 F24 Jarvis Hayes, UG
 M3 Collis Temple III, LS
 M10 Matt Bonner, UF

2004

N24 Lawrence Roberts, MS
 D1 Matt Walsh, UF
 D8 Earnest Shelton, UA
 D15 Gerald Fitch, UK
 D22 Kennedy Winston, UA
 D29 Jaime Lloreda, LS
 J5 Jonas Hayes, UG
 J12 David Lee, UF
 J19 Rashad Wright, UG
 J26 Justin Reed, UM
 F2 Matt Freije, VU
 F9 Erik Daniels, UK
 F16 Lawrence Roberts, MS
 F23 Kennedy Winston, UA
 Matt Freije, VU
 M1 Kennedy Winston, UA
 M8 Timmy Bowers, MS

2005

N15 Todd Abernethy, UM
 N22 Ian Young, AU
 N29 Carlos Powell, SC
 D6 Kennedy Winston, UA
 D13 Levi Stukes, UG
 D20 Patrick Sparks, UK
 D27 Lawrence Roberts, MS
 J3 Lawrence Roberts, MS
 J10 Mario Moore, VU
 J17 Anthony Roberson, UF
 J24 Kennedy Winston, UA
 J31 Brandon Bass, LS
 F7 Frank Tolbert, AU
 F14 Jonathon Modica, AR
 F21 Brandon Bass, LS
 F28 Patrick Sparks, UK
 M7 Kennedy Winston, UA

2006

N21 Taurean Green, UF
 N28 Darrel Mitchell, LS
 D5 Derrick Byars, VU
 D12 C.J. Watson, UT
 D19 Rajon Rondo, UK
 Chris Lofton, UT
 D26 Joakim Noah, UF
 J2 Joe Crawford, UK
 J9 Dwayne Curtis, UM
 J16 Jermareo Davidson, UA
 J23 Chris Lofton, UT
 J30 Darrel Mitchell, LS
 F6 Jonathon Modica, AR
 F13 Chris Lofton, UT
 F20 Glen Davis, LS
 F27 Glen Davis, LS
 M6 Joakim Noah, UF

2007

N13 Korvotney Barber, AU
 N20 Chris Lofton, UT
 N27 Bam Doyne, UM
 D4 Mike Mercer, UG
 D11 Chris Lofton, UT
 D8 Sundiata Gaines, UG
 D25 Chris Lofton, UT
 J1 Randolph Morris, UK
 J8 Gary Ervin, AR
 J15 Lee Humphrey, UF
 J22 Derrick Byars, VU
 J29 Tre' Kelley, SC
 F5 Jermareo Davidson, UA
 F12 Corey Brewer, UF
 F19 Derrick Byars, VU
 F26 Korvotney Barber, AU
 M5 Gary Ervin, AR

2008

N12 Richard Hendrix, UA
 N19 Shan Foster, VU
 N26 Rasheem Barrett, AU
 D3 Shan Foster, VU
 D10 Devan Downey, SC
 D17 Dwayne Curtis, UM
 D24 J.P. Prince, UT
 D31 Barry Stewart, MS
 J7 Shan Foster, VU
 J14 JaJuan Smith, UT
 J21 Jamont Gordon, MS
 J28 Ramel Bradley, UK
 F4 Sonny Weems, AR
 F11 Chris Lofton, UT
 F18 Sundiata Gaines, UG

SEC PLAYERS OF THE WEEK

F25 Tyler Smith, UT
M3 Charles Rhodes, MS
M10 Marcus Thornton, LS
Shan Foster, VU

2009

N17 Michael Washington, AR
N24 Jarvis Varnado, MS
D1 Jodie Meeks, UK
D8 Tyler Smith, UT
D15 Courtney Fortson, AR
D22 Jodie Meeks, UK
D29 Patrick Patterson, UK
J5 Michael Washington, AR
J12 Nick Calathes, UF
J19 Jodie Meeks, UK
J26 Marcus Thornton, LS
F2 Devan Downey, SC
F9 Tasmin Mitchell, LS
F16 Jodie Meeks, UK
F23 Alonzo Gee, UA
M2 Marcus Thornton, LS
M9 Korvotney Barber, AU

2010

N16 Rotnei Clarke, AR
N23 Patrick Patterson, UK
N30 Erving Walker, UF
D7 A.J. Ogilvy, VU
D14 Ravern Johnson, MS
D21 Trey Thompkins, UG
D28 JaMychal Green, UA
J4 DeMarcus Cousins, UK
J11 Bobby Maze, UT
J18 Jarvis Varnado, MS
J25 Travis Leslie, UG
F1 Devan Downey, SC
F8 Courtney Fortson, AR
F15 Jeffery Taylor, VU
F22 Wayne Chism, UT
M1 Jarvis Varnado, MS
M8 Chris Warren, UM

2011

N15 Brad Tinsley, VU
N22 John Jenkins, VU
N29 Scotty Hopson, UT
D6 Festus Ezeli, VU
D13 Scotty Hopson, UT
D20 Kenny Boynton, UF
D27 Doron Lamb, UK
J1 Josh Harrellson, UK
J10 Sam Muldrow, SC
J17 Dee Bost, MS
J24 Lance Goulbourne, VU
J31 Rotnei Clarke, AR
F7 Chandler Parsons, UF
F14 John Jenkins, VU
F21 Tony Mitchell, UA
F28 Rotnei Clarke, AR
M7 Kenny Gabriel, AU
Ravern Johnson, MS

2012

N14 Trae Golden, UT
N21 Tony Mitchell, UA
N28 Murphy Holloway, UM
D5 Terrence Jones, UK
D12 Patric Young, UF
D19 Kenny Boynton, UF
D26 Ralston Turner, LS
J2 Michael Kidd-Gilchrist, UK
J9 Justin Hamilton, LS

J16 Arnett Moultrie, MS
J23 Terrence Henry, UM
J30 Jeffery Taylor, VU
F6 Anthony Davis, UK
F13 Gerald Robinson, UG
F20 John Jenkins, VU
F27 Anthony Davis, UK
M5 Jarnell Stokes, UT

2013

N12 Kyle Wiltjer, UK
N19 Trevor Releford, UA
N26 Murphy Holloway, UM
D3 Shavon Coleman, LS
D10 Kyle Fuller, VU
D17 Trae Golden, UT
D24 Laurence Bowers, MO
D31 BJ Young, AR
J7 Phil Pressey, MO
J14 Elston Turner, AM
J21 Marshall Henderson, UM
J28 Scottie Wilbekin, UF
F4 K. Caldwell-Pope, UG
F12 Jarnell Stokes, UT
F18 Marshawn Powell, AR
F25 Trae Golden, UT
M4 Alex Oriakhi, MO
M11 Jarnell Stokes, UT

2014

N11 Julius Randle, UK
N18 Jordan Clarkson, MO
N25 Jordan McRae, UT
D2 Casey Prather, UF
D9 Jordan Clarkson, MO
D16 Scottie Wilbekin, UF
D23 KT Harrell, AU
D30 Jordan Clarkson, MO
J6 Jordan McRae, UT
J13 Charles Mann, UG
J20 Marshall Henderson, UM
J27 Michael Frazier II, UF
F3 Johnny O'Bryant III, LS
F11 Rod Odom, VU
F17 Scottie Wilbekin, UF
F24 Julius Randle, UK
M3 Coty Clarke, AR
M10 Jarnell Stokes, UT
Michael Frazier II, UF

2015

N17 Cinmeon Bowers, AU
N24 Levi Randolph, UA
D1 Michael Qualls, AR
D8 Duane Notice, SC
Alex Caruso, AM
D15 Josh Richardson, UT
D22 KT Harrell, AU
D29 Ricky Tarrant, UA
J5 Sindarius Thornwell, SC
J12 Bobby Portis, AR
J19 Armani Moore, UT
J26 J.J. Frazier, UG
F2 Danuel House, AM
F9 Stefan Moody, UM
F16 Bobby Portis, AR
F23 Stefan Moody, UM
M2 Tim Quarterman, LS
M9 Karl-Anthony Towns, UK

2016

N16 Gavin Ware, MS
N23 Kenny Gaines, UG
Tyler Ulis, UK
N30 Mindaugas Kacinas, SC
D7 Ben Simmons, LS
D14 Retin Obasohan, UA
D21 J.J. Frazier, UG
D28 Tyler Ulis, UK
J4 Jalen Jones, AM
J11 Anthlon Bell, AR
J18 Jalen Jones, AM
J25 Dorian Finney-Smith, UF
F1 Moses Kingsley, AR
F8 Retin Obasohan, UA
F15 Tyler Ulis, UK
F22 Armani Moore, UT
F29 Damian Jones, VU
M7 Jamal Murray, UK

2017

N14 Duop Reath, LS
N21 Sebastian Saiz, UM
N28 Sindarius Thornwell, SC
D5 PJ Dozier, SC
D12 Tyler Davis, AM
D19 Malik Monk, UK
D26 Detrick Mostella, UT
J2 Yante Maten, UG
Isaiah Briscoe, UK
J9 KeVaughn Allen, UF
J16 Q. Weatherspoon, MS
J23 Terence Davis, UM
J30 Robert Hubbs III, UT
F6 Chris Chiozza, UF
F13 Sindarius Thornwell, SC
F20 Daryl Macon, AR
F27 J.J. Frazier, UG
M6 Luke Kornet, VU

2018

N13 Admon Gilder, AM
N20 Egor Koulechov, UF
N27 Jalen Hudson, UF
D4 Tyson Carter, MS
D11 Duop Reath, LS
D18 Daryl Macon, AR
D25 Yante Maten, UG
J1 Daryl Macon, AR
J8 Mustapha Heron, AU
J15 Grant Williams, UT
J22 Jalen Hudson, UF
Tyler Davis, AM
J29 Daryl Macon, AR
Mustapha Heron, AU
F5 Kassius Robertson, MO
F12 Kassius Robertson, MO
F19 Jeff Roberson, VU
F26 Lamar Peters, MS
Admiral Schofield, UT
Jalen Hudson, UF
Admiral Schofield, UT

2019

N12 Chuma Okeke, AU
N19 Daniel Gafford, AR
N26 Bryce Brown, AU
Grant Williams, UT
D3 Isaiah Joe, AR
D10 Lamar Peters, MS
Admiral Schofield, UT
D17 Admiral Schofield, UT
D24 Jeremiah Tilmon, MO

D31 Nicolas Claxton, UG
J7 Breein Tyree, UM
J14 Terence Davis, UM
J21 Kavell Bigby-Williams, LS
J28 Grant Williams, UT
F4 PJ Washington, UK
Jordan Bone, UT
F11 Tremont Waters, LS
F18 PJ Washington, UK
F25 Savion Flagg, AM
M4 Grant Williams, UT
M11 Daniel Gafford, AR
Chris Silva, SC

2020

N11 Mason Jones, AR
N18 Jordan Bowden, UT
N25 Keyontae Johnson, UF
D2 Austin Wiley, AU
D9 Saben Lee, VU
D16 Mason Jones, AR
D23 John Petty Jr., UA
Jair Bolden, SC
D30 Isaiah Joe, AR
Nick Richards, UK
J6 J'Von McCormick, AU
J13 Immanuel Quickley, UK
J20 Reggie Perry, MS
J27 Kira Lewis Jr., UA
Nick Richards, UK
F3 Mason Jones, AR
Reggie Perry, MS
F10 Breein Tyree, UM
F17 Kira Lewis Jr., UA
F24 Immanuel Quickley, UK
M2 Mason Jones, AR
Immanuel Quickley, UK
M9 Wendell Mitchell, AM
Saben Lee, VU



SEC ROOKIE/FRESHMAN OF THE WEEK

1988 – Rookie

Dec. Livingston Chatman, UF
 J11 Carl Nichols, MS
 J18 Tim Jumper, UM
 J25 Charles Mayes, VU
 F1 Tim Jumper, UM
 F8 Wayne Sims, LS
 F15 Eric Manuel, UK
 F22 Greg Bell, UT
 F29 Eric Manuel, UK
 M3 Not Available

1989 – Rookie

Dec. Chris Jackson, LS
 J9 Chris Jackson, LS
 J16 Chris Jackson, LS
 J23 Tony Watts, MS
 J30 Litterial Green, UG
 F6 Cameron Burns, MS
 F13 Chris Jackson, LS
 F20 Cameron Burns, MS
 F27 Chris Mills, UK
 M6 Chris Jackson, LS

1990 – Rookie

Dec. Shaquille O'Neal, LS
 J7 Allan Houston, UT
 J14 Maurice Williamson, LS
 J21 Reggie Gallon, AU
 J28 Joe Harvell, UM
 F4 Shaquille O'Neal, LS
 F11 Ronnie Battle, AU
 F18 Shaquille O'Neal, LS
 F25 Allan Houston, UT
 M4 Stacey Poole, UF

1991 – Rookie

Dec. Wesley Person, AU
 J6 James Robinson, UA
 J13 James Robinson, UA
 J20 James Robinson, UA
 J27 Craig Brown, UF
 F3 Wesley Person, AU
 F10 James Robinson, UA
 F17 James Robinson, UA
 F24 James Robinson, UA
 M3 Jamal Mashburn, UK

1992 – Rookie

Dec. Aaron Swinson, AU
 J13 Corey Allen, UT
 J20 Aaron Swinson, AU
 J27 Aaron Swinson, AU
 F3 Clarence Ceasar, LS
 F10 Ronnie McMahan, VU
 F17 Kevin Watkins, UM
 F24 Dale Brown, UK
 M2 Dan Cross, UF
 M9 Johnny Walker, MS

2006 – Freshman

N21 Tasmin Mitchell, LS
 N28 Billy Humphrey, UG
 D5 Jamont Gordon, MS
 D12 Billy Humphrey, UG
 D19 Alonzo Gee, UA
 D26 Jamont Gordon, MS
 J2 Rasheem Barrett, AU
 J9 Tyrus Thomas, LS
 J16 Tyrus Thomas, LS
 J23 Mike Mercer, UG
 J30 Richard Hendrix, UA
 F6 Jamont Gordon, MS
 F13 Richard Hendrix, UA
 F20 Tyrus Thomas, LS
 F27 Richard Hendrix, UA
 M6 Jamont Gordon, MS

2007 – Freshman

N13 Patrick Beverly, AR
 N20 Brandis Raley-Ross, SC
 N27 Patrick Beverly, AR
 D4 Ben Hansbrough, MS
 D11 Brandis Raley-Ross, SC
 D8 Jodie Meeks, UK
 D25 Duke Crews, UT
 J1 Dominique Archie, SC
 J8 Ramar Smith, UT
 J15 Barry Stewart, MS
 J22 Barry Stewart, MS
 J29 Jodie Meeks, UK
 F5 Ramar Smith, UT
 F12 Wayne Chism, UT
 F19 Patrick Beverly, AR
 F26 Jodie Meeks, UK
 M5 Ramar Smith, UT

2008 – Freshman

N12 A.J. Ogilvy, VU
 N19 Anthony Randolph, LS
 N26 Patrick Patterson, UK
 D3 Chris Warren, UM
 D10 Nick Calathes, UF
 D17 Brian Williams, UT
 D24 Chris Warren, UM
 D31 A.J. Ogilvy, VU
 J7 A.J. Ogilvy, VU
 J14 Nick Calathes, UF
 J21 Jeremy Price, UG
 J28 Patrick Patterson, UK
 F4 Anthony Randolph, LS
 F11 Chris Warren, UM
 F18 Anthony Randolph, LS
 F25 Patrick Patterson, UK
 M3 Anthony Randolph, LS
 M10 Mike Holmes, SC

2009 – Freshman

N17 Scotty Hopson, UT
 N24 Storm Warren, LS
 D1 Trey Thompkins, UG
 D8 DeAndre Liggins, UK
 D15 Jeffery Taylor, VU
 D22 Courtney Fortson, AR
 D29 Murphy Holloway, UM
 J5 JaMychal Green, UA
 J12 Dee Bost, MS
 J19 Terrico White, UM
 J26 JaMychal Green, UA
 F2 Terrico White, UM
 F9 Dee Bost, MS
 F16 Frankie Sullivan, AU
 F23 Murphy Holloway, UM
 M2 Scotty Hopson, UT
 M9 Terrico White, UM

2010 – Freshman

N16 Eric Bledsoe, UK
 N23 John Wall, UK
 N30 John Wall, UK
 D7 John Wall, UK
 D14 John Wall, UK
 D21 Reginald Buckner, UM
 D28 DeMarcus Cousins, UK
 J4 John Jenkins, VU
 J11 John Jenkins, VU
 J18 Eric Bledsoe, UK
 J25 DeMarcus Cousins, UK
 F1 Marshawn Powell, AR
 F8 DeMarcus Cousins, UK
 F15 John Wall, UK
 F22 DeMarcus Cousins, UK
 M1 John Jenkins, VU
 M8 Tony Mitchell, UA

2011 – Freshman

N15 Terrence Jones, UK
 N22 Tobias Harris, UT
 N29 Terrence Jones, UK
 D6 Tobias Harris, UT
 D13 Brandon Knight, UK
 D20 Trevor Releford, UA
 D27 Brandon Knight, UK
 J1 Brandon Knight, UK
 J10 Bruce Ellington, SC
 J17 Terrence Jones, UK
 J24 Brandon Knight, UK
 J31 Tobias Harris, UT
 F7 Trevor Releford, UA
 F14 Terrence Jones, UK
 F21 Terrence Jones, UK
 F28 Brandon Knight, UK
 M7 Brandon Knight, UK

2012 – Freshman

N14 Anthony Davis, UK
 N21 Rodney Hood, MS
 N28 Bradley Beal, UF
 D5 Jarvis Summers, UM
 D12 Bradley Beal, UF
 D19 K. Caldwell-Pope, UG
 D26 Bradley Beal, UF
 J2 Anthony Davis, UK
 J9 B.J. Young, AR
 J16 Anthony Davis, UK
 J23 Jarnell Stokes, UT
 J30 Bradley Beal, UF
 F6 Bradley Beal, UF
 F13 Marquis Teague, UK
 F20 Bradley Beal, UF
 F27 Michael Kidd-Gilchrist, UK
 M5 Anthony Davis, UK

2013 – Freshman

N12 Michael Carrera, SC
 N19 Alex Poythress, UK
 N26 Archie Goodwin, UK
 D3 Michael Frazier II, UF
 D10 Kevin Bright, VU
 D17 Jordan Price, AU
 D24 Gavin Ware, MS
 D31 Mindaugas Kacinas, SC
 J7 Willie Cauley-Stein, UK
 J14 Craig Sword, MS
 J21 Nerlens Noel, UK
 J28 Nerlens Noel, UK
 F4 Nerlens Noel, UK
 F12 Nerlens Noel, UK
 F18 Michael Frazier II, UF
 F25 Willie Cauley-Stein, UK
 M4 Kevin Bright, VU
 M11 Craig Sword, MS

2014 – Freshman

N11 Wes Clark, Missouri
 N18 Jordan Mickey, LS
 N25 James Young, UK
 D2 Aaron Harrison, UK
 D9 Bobby Portis, AR
 D16 Jordan Mickey, LS
 D23 Aaron Harrison, UK
 D30 James Young, UK
 J6 Bobby Portis, AR
 J13 Sindarius Thornwell, SC
 J20 Davonte Fitzgerald, AM
 J27 Julius Randle, UK
 F3 Jordan Mickey, LS
 F11 Bobby Portis, AR
 F17 Sindarius Thornwell, SC
 F24 Damian Jones, VU
 M3 Shannon Hale, UA
 M10 Sindarius Thornwell, SC

Note: SEC Rookie of the Week was discontinued following the 1992 season.

SEC FRESHMAN OF THE WEEK

2015 – Freshman

N17 Trey Lyles, UK
 N24 Wade Baldwin IV, VU
 D1 Karl-Anthony Towns, UK
 D8 Karl-Anthony Towns, UK
 D15 Riley LaChance, VU
 D22 Devin Booker, UK
 D29 Tyler Ulis, UK
 J5 Riley LaChance, VU
 J12 Devin Booker, UK
 J19 Devin Booker, UK
 J26 Devin Booker, UK
 F 2 Devin Booker, UK
 F9 Riley LaChance, VU
 F16 Karl-Anthony Towns, UK
 F23 Anton Beard, AR
 M2 Trey Lyles, UK
 M9 Riley LaChance, VU

2016 – Freshman

N16 Skal Labissiere, UK
 Antonio Blakeney, LS
 N23 Ben Simmons, LS
 N30 Quinndary Weatherspoon, MS
 D7 Isaiah Briscoe, UK
 D14 Jamal Murray, UK
 D21 Tyler Davis, AM
 D28 Malik Newman, MS
 J4 Ben Simmons, LS
 J11 Admiral Schofield, UT
 J18 Ben Simmons, LS
 J25 Jamal Murray, UK
 F1 KeVaughn Allen, UF
 F8 Ben Simmons, LS
 F15 Jamal Murray, UK
 F22 Quinndary Weatherspoon, MS
 Tyler Davis, AM
 F29 Jamal Murray, UK
 Antonio Blakeney, LS
 M7 Skal Labissiere, UK

2017 – Freshman

N14 De'Aaron Fox, UK
 N21 Malik Monk, UK
 N28 Robert Williams, AM
 D5 De'Aaron Fox, UK
 D12 Jordan Bowden, UT
 D19 De'Aaron Fox, UK
 D26 Jared Harper, AU
 J2 Malik Monk, UK
 J9 De'Aaron Fox, UK
 J16 Malik Monk, UK
 J23 Austin Wiley, AU
 J30 Braxton Key, UA
 F6 Jared Harper, AU
 F13 Grant Williams, UT
 Robert Williams, AM
 F20 Robert Williams, AM
 F27 Bam Adebayo, UK
 M6 Bam Adebayo, UK

2018 – Freshman

N13 Tremont Waters, LS
 N20 John Petty, UA
 N27 Collin Sexton, UA
 D4 Chuma Okeke, AU
 D11 Daniel Gafford, AR
 D18 Hamidou Diallo, UK
 D25 Savion Flagg, AM
 J1 John Petty, UA
 J8 Tremont Waters, LS
 J15 Shai Gilgeous-Alexander, UK
 J22 Daniel Gafford, AR
 J29 Kevin Knox, UK
 F5 Nick Weatherspoon, MS
 F12 TJ Starks, AM
 F19 Daniel Gafford, AR
 F26 Jarred VU, UK
 M5 Jontay Porter, Missouri

2019 – Freshman

N12 Darius Garland, VU
 N19 A.J. Lawson, SC
 N26 Keldon Johnson, UK
 D3 Andrew Nembhard, UF
 D10 Kira Lewis Jr., UA
 D17 Keldon Johnson, UK
 D24 Ashton Hagans, UK
 D31 Tyler Herro, UK
 J7 Simisola Shittu, VU
 J14 Ashton Hagans, UK
 J21 Tyler Herro, UK
 J28 Keldon Johnson, UK
 F4 Reggie Perry, MS
 F11 Naz Reid, LS
 F18 Andrew Nembhard, UF
 Aaron Nesmith, VU
 F25 Reggie Perry, MS
 M4 Javonte Smart, LS
 M11 Tyler Herro, UK

2020 – Freshman

N11 Tyrese Maxey, UK
 N18 Isaac Okoro, AU
 N25 Scotty Pippen Jr., VU
 D2 Anthony Edwards, UG
 D9 Isaac Okoro, AU
 D16 Emanuel Miller, AM
 D23 Sahvir Wheeler, UG
 D30 Tyrese Maxey, UK
 J6 Scottie Lewis, UF
 J13 Tyrese Maxey, UK
 J 20 Jermaine Couisnard, SC
 J27 Trendon Watford, LS
 F3 Anthony Edwards, UG
 F10 Jermaine Couisnard, SC
 F17 Jaden Shackelford, UA
 F24 Anthony Edwards, UG
 M2 Anthony Edwards, UG
 M9 Scotty Pippen Jr., VU

Note: The SEC began awarding a Freshman of the Week during the 2005-06 season.



SEC ACADEMIC HONOR ROLL

1962

First Team
 Bill Ross, AU
 Roy Roberts, UK
 Alan Nass, GT
 George Nauin, LS
 Allen Johnson, UG
 Second Team
 John Adcock, UA
 Bill White, UM
 Carlton Gill, UG
 Ellis Cooper, LS
 Gary Blagburn, UA

1963

First Team
 Jim Caldwell, GT
 Bob Scott, VU
 Joe Dan Gold, MS
 Ellis Cooper, LS
 Mel Edmonds, UM
 Second Team
 Ron Scharf, GT
 Roy Robens, UK
 Alan Nass, GT
 Tom Baxley, UF
 J.W. Berry, UA

1964

First Team
 Jim Caldwell, GT
 J.W. Berry, UA
 Bob Davidson, TU
 Larry Conley, UK
 Brooks Henderson, UF
 Second Team
 Charles Bagby, UG
 Aubrey Nichols, MS
 Mont Highley, UF
 R.D. Craddock, GT
 Tom Baxley, UF
 Honorable Mention
 Ron Scharf, GT
 Buster Sullivan, UA
 Bill Edison, GT
 Danny Shoup, TU

1965

First Team
 Freddie Guy, AU
 Larry Conley, UK
 Bob Andrews, UA
 Brooks Henderson, UF
 Jimmy Pitts, UG
 Al Andrews, TU
 Second Team
 Tommy Kron, UK
 Pat Riley, UK
 Jerry Waller, UG
 Tom Baxley, UF
 Louie Dampier, UK
 Honorable Mention
 Mack Crenshaw, UG
 John Schweers, TU
 Tommy Thigpen, LS
 Fred Stanley, UM
 Mike Taylor, UG
 Bob Hickey, UA
 Herbert Greene, AU
 Tim Pearson, AU
 Denny Shoup, TU

1966

First Team
 Louie Dampier, UK
 Al Andrews, TU
 Cliff Berger, UK
 Dick McIntosh, UG
 Kenny Drost, LS
 Second Team
 Frank Harscher, UG
 John Schweers, TU
 Randall Walker, AU
 Bob Hickey, UA
 Bob Talent, UK
 Honorable Mention
 Waymood Henry, UG
 Gene Lockyear, VU
 Ron Knox, VU
 Jim LeMaster, UK
 Alan Goodman, TU
 Scot Bowling, LS

1967

First Team
 Jim Youngblood, UG
 John Sapen, MS
 Gary Keller, UF
 Louie Dampier, UK
 Skip Higley, UF
 Second Team
 Frank Harscher, UG
 Bill Justus, UT
 Rich Deppe, UA
 Kenny Drost, LS
 Dick McIntosh, UG
 Honorable Mention
 Gene Lockyear, VU
 Tom Perry, AU
 Herb Biggs, MS
 Phil Argento, UK
 Steve Clevenger, UK
 Boyd Welsch, UF

1968

First Team
 Jim Youngblood, UG
 Gene Lockyear, VU
 Cliff Berger, UK
 Bill Justus, UT
 Dick McIntosh, UG
 Honorable Mention
 Tommy Williams, UM

1969

First Team
 Chuck Wade, MS
 Tom Perry, AU
 Andy Owens, UF
 Mike Leatherwood, UF
 Tommy Suits, UA
 Honorable Mention
 Cort Nagle, UG
 Greg Main, UG
 Tommy Williams, UM
 Ralph Mayes, VU

1970

First Team
 Andy Owens, UF
 Mike Pratt, UK
 Dan Issel, UK
 John Mengelt, AU
 Ron Coleman, UM
 Second Team

Danny Hester, LS
 Tom Parker, UK
 Bill Alexander, AU
 Jimmy Hollon, UA
 Ralph Mayes, VU
 Honorable Mention
 Stan Key, UK
 Cort Nagle, UG
 Nick Gimpel, UG
 Don Campbell, UT

1971

First Team
 Johnny Neumann, UM
 Mike Casey, UK
 Tom Parker, UK
 John Mengelt, AU
 Mike Edwards, UT
 Second Team
 Lloyd Richardson, UT
 Ed Lukco, UF
 Van Oliver, VU
 Barry Cohen, UG
 Johnny Pearson, MS
 Honorable Mention
 Tony Duva, UF

1972

First Team
 Jeff Watkins, MS
 Larry Robinson, UT
 Ray Maddux, VU
 Tony Miller, UF
 Mike Edwards, UT
 Second Team
 Lloyd Richardson, UT
 Steve Strickland, UM
 Buddy Rawlings, UM
 Jerry Hoover, UF
 Danny Gunn, UM

1973

First Team
 Bill Whittle, LS
 Collis Temple, LS
 Terry Kusnierz, MS
 Tony Miller, UF
 Mike Edwards, UT
 Second Team
 Dick Toth, UG
 Bob Guyette, UK
 Ray Maddux, VU
 Wade Evans, LS
 Tom Jordan, UM
 Honorable Mention
 El LeBlanc, LS
 Steve Strickland, Ole Mis
 Dave Smith, UM
 David Lucey, UG

1974

First Team
 Bill Singletary, MS
 Terry Compton, VU
 Bob Guyette, UK
 John Snow, UT
 Rich Knarr, MS
 Second Team
 Gary Redding, AU
 Jeff Fosnes, VU
 Leon Douglas, UA
 Dave Shepherd, UM
 Jeff Stroman, MS

Honorable Mention
 Terry Kusnierz, MS
 Wayne Tomlinson, UT
 Bob Osberry, AU
 G.J. Smith, UK
 Steve Lockmueller, UK
 Bob Chess, VU
 Don Bostic, UF
 Johnny Dill, UA
 Ray Edelman, UK
 Gary Yoder, UM

1975

First Team
 Gary Redding, AU
 Jeff Fosnes, VU
 Chip Williams, UF
 Dave Shepherd, UM
 Jimmy Dan Conner, UK
 Second Team
 Mike Flynn, UK
 Al Bonner, UF
 Bob Guyette, UK
 Jeff Stroman, MS
 Bob Mahoney, UM
 Honorable Mention
 Merion Haskins, UK
 Larry Brewster, UF
 Greg Keith, UG

1976

First Team
 Jeff Fosnes, VU
 Gary Redding, AU
 Bob Smyth, UF
 Mike Lederman, UF
 Rich Knarr, MS
 Second Team
 Al Bonner, UF
 Don Bostic, UF
 Mike Moore, VU
 Jim Varner, Ole Miss
 Joe Dean, MS
 Jeff Stroman, MS

1977

First Team
 Al Bonner, UF
 Larry Brewster, UF
 Bob Smyth, UF
 Tom Shultz, VU
 Jim Varner, UM
 Honorable Mention
 Ric Clarson, UF
 Don Bostic, UF
 Chuck Fritz, UF

1978

Larry Brewster, UF
 Ric Clarson, UF
 Chuck Fritz, UF
 Tom Shultz, VU

1979

Ric Clarson, UF
 Kyle Macy, UK
 Sean Touhy, UM
 Tom Shultz, VU

1980

Chuck Verderber, UK
 Pat Berwanger, VU
 Tom Schubert, MS

SEC ACADEMIC HONOR ROLL



1981

Chuck Verderber, UK

1982

Chuck Verderber, UK
John Tudor, LS

1983

Mark Cahill, AU
Jeff Turner, VU
Doug Weikert, VU
Phil Cox, VU
Al McKinney, VU
John Tudor, LS

1984

Mark Cahill, AU
Myron Carter, UT
Ken Coghlan, UM
Phil Cox, VU
Al McKinney, VU
John Tudor, LS
Jeff Turner, VU

1985

Rollie Castineyra, UF
Joe Lawrence, UF
Danny Sheldon, UF
David Dunn, UG
Chad Kessler, UG
Bret Bearup, UK
Winston Bennett, UK
Phil Cox, VU
Steve Reece, VU

1986

Joe Lawrence, UF
Pat Lawrence, UF
Chad Kessler, UG
Zoran Jovanovich, LS
Steve Calhoun, UM
Derek Horne, UM
Sam Arterburn, UT
Steve Reece, VU

1987

Mark Gottfried, UA
Joe Lawrence, UF
Pat Lawrence, UF
Chad Kessler, UG
Alec Kessler, UG
Keith Kessinger, UM
Mark Peters, MS
Mark Griffin, UT
Russ Spivey, UT
Barry Goheen, VU
Steve Reece, VU

1988

Bill Gurley, UF
Pat Lawrence, UF
Alec Kessler, UG
Rex Chapman, UK
Cedric Jenkins, UK
Bo Allen, UM
Sean Murphy, UM
Mark Griffin, UT
Russ Spivey, UT
Barry Booker, VU
Barry Goheen, VU

1989

Alec Kessler, UG
Kyle McKenzie, LS
Tim Jumper, UM
David Midlick, UM
Sean Murphy, UM
Carl Nichols, MS
Mark Griffin, UT
James Amsler, VU
Barry Goheen, VU
Steve Grant, VU
Charles Mayes, VU

1990

Darby Rich, UA
Alec Kessler, UG
John Pelphrey, UK
Cameron Burns, MS
Carl Nichols, MS
David Midlick, UM
Marc Wilson, UM
Sean Murphy, UM
Timothy Jumper, UM
Shaun Thompson, UT
Alberto Ballestra, VU
Charles Mayes, VU
Scott Draud, VU

1991

Darby Rich, UA
Todd Bearup, UK
Tim Jumper, UM
David Midlick, UM
Sean Murphy, UM
Marc Wilson, UM
Carl Nichols, MS
Brad Smith, MS
Gannon Goodson, UT
Lang Wiseman, UT
Kevin Anglin, VU
Scott Draud, VU
Bruce Elder, VU
Steve Grant, VU
Charles Mayes, VU

1992

Robert Horry, UA
Darby Rich, UA
Travis Ford, UK
Justin Anderson, LS
T.J. Pugh, LS
Edmond Fitzgerald, UM
Juha Luhtanen, UM
Stefan Eggers, SC
Jeff Roulston, SC
Gannon Goodson, UT
Lang Wiseman, UT
Kevin Anglin, VU
Bruce Elder, VU

1993

E. Clayton Bates, UF
Svein Dyrkolbotn, UF
Martti Kuisma, UF
Kris Nordholz, UG
Kendall Rhine, UG
Travis Ford, UK
Edmond Fitzgerald, UM
Juha Luhtanen, UM
Orien Watson, MS
Marcus Grant, MS
Chris Leso, SC
Gannon Goodson, UT
Lang Wiseman, UT

Kevin Anglin, VU
Bruce Elder, VU
Bryan Milburn, VU

1994

Wade Kaiser, UA
John Engskov, AR
Dwight Stewart, AR
Scotty Thurman, AR
Martti Kuisma, UF
Kris Nordholz, UG
Travis Ford, UK
Edmond, Fitzgerald, UM
David Domingue, MS
Marcus Grant, MS
Gannon Goodson, UT
Bryan Milburn, VU
Chad Sheron, VU
Frank Seckar, VU

1995

Wade Kaiser, UA
Scotty Thurman, AR
Franklin Williams, AU
Clayton Bates, UF
Andrew DeClercq, UF
Svein Dyrkolbotn, UF
Dan Williams, UF
Joel Reinhart, UF
Kris Nordholz, UG
Mark Pope, UK
Jeffery Sheppard, UK
Marcus Grant, MS
Whit Hughes, MS
Russell Waters, MS
Jay Walton, MS
George Formanek, SC
Peter Van Elswyk, SC
Clint Newman, UT
Bryan Milburn, VU
Frank Seckar, VU
Chad Sheron, VU
Pax Whitehead, VU

1996

Wade Kaiser, UA
Eric Washington, UA
Clayton Bates, UF
Joel Reinhart, UF
Dan Williams, UF
Kris Nordholz, UG
Mark Pope, UK
David Bosley, LS
Anthony Boone, UM
Erick Dampier, MS
Whit Hughes, MS
Bubba Wilson, MS
Jay Walton, MS
Malik Russell, SC
Nathan Wilbourne, SC
Clint Newman, UT
Frank Seckar, VU
Chad Sheron, VU

1997

Franklin Williams, AU
Greg Cristell, UF
Mike McFarland, UF
Eduardo Nunez, UF
Joel Reinhart, UF
Greg Stolt, UF
Daniel Williams, UF
Jon Nordin, UG
Anthony Boone, UM

W. Hunter Carpenter, UM
McKie Edmondson, MS
Whit Hughes, MS
Bart Hyche, MS
Aaron Green, UT
Rashard Lee, UT
Howard Pride, VU

1998

Jeremy Hays, UA
Greg Cristell, UF
Mike McFarland, UF
Obiora Nnaji, UF
Eduardo Nunez, UF
Greg Stolt, UF
Dan Williams, UF
Jon Nordin, UG
Stephen Masiello, UK
Scott Padgett, UK
Jack Warner, LS
Hunter Carpenter, UM
Michael White, UM
McKie Edmondson, MS
David Redding, MS
Whit Hughes, MS
Bart Hyche, MS
Aaron Green, UT
Billy Di Spaltro, VU
Drew Maddux, VU

1999

Jeremy Hays, UA
Lance Keeling, AR
Daymeon Fishback, AU
Scott Pohlman, AU
Patrick O'Connor, UF
Obiora Nnaji, UF
Greg Stolt, UF
Mark Timinski, UF
Brent Wright, UF
Michael Chadwick, UG
Sean Faulkner, UG
Jon Nordin, UG
G.G. Smith, UG
Scott Padgett, UK
Brian Beshara, LS
Jack Warner, LS
Hunter Carpenter, UM
John Engstrom, UM
Michael White, UM
Bart Hyche, MS
Tyrone Washington, MS
Detrick White, MS
David Ross, SC
Aaron Green, UT
Vince Ford, VU

2000

Jeremy Hays, UA
Travis Stinnett, UA
Abe Smith, AU
Teddy Dupay, UF
Sean Faulkner, UG
J.P. Blevins, UK
Brian Beshara, LS
Jeremy Comeaux, LS
Collis Temple III, LS
Jack Warner, LS
John Engstrom, UM
Darius Coulibaly, UG
Atiba Prater, VU
James Strong, VU
Sam Howard, VU



SEC ACADEMIC HONOR ROLL

2001

James Bakken, UA
 Jeremy Hays, UA
 Tarik London, UA
 Travis Stinnett, UA
 Terrance Meade, UA
 Dionisio Gomez, AR
 Robert A. Smith, AU
 Matthew Bonner, UF
 Teddy Dupay, UF
 David Kliewer, UF
 Michael Patrick, UG
 J.P. Blevins, UK
 Brian Beshara, LS
 Brian Green, LS
 Collis Temple, LS
 Jack Warner, LS
 John Engstrom, UM
 T.J. Billups, MS
 Ward Griffith, MS
 Robert Jackson, MS
 Marius Petravicius, SC
 David Ross, SC
 Matthew Carter, VU
 Samuel Howard, VU

2002

James Bakken, UA
 Terrance Meade, UA
 Travis Stinnett, UA
 Mack McGadney, AU
 Matt Bonner, UF
 Ladarius Halton, UF
 David Kliewer, UF
 Brett Nelson, UF
 Brent Wright, UF
 Michael Patrick, UG
 J.P. Blevins, UK
 Brian Green, LS
 Collis Temple, III, LS
 John Engstrom, UM
 Corey Stidham, MS
 Marius Petravicius, SC
 Matt Carter, VU
 Greg LaPointe, VU

2003

Erwin Dudley, UA
 Terrance Meade, UA
 Earnest Shelton, UA
 Kenny Walker, UA
 Eric Ferguson, AR
 Derrick Bird, AU
 Robert Smith, AU
 Matt Bonner, UF
 Christopher Capko, UF
 Seth Haimovitch, UF
 David Lee, UF
 Michael Bucklin, UG
 Daniel Laird, UG
 Jonathan McAuley, UG
 Nicholas McAuley, UG
 Michael Patrick, UG
 Ryan Pevey, UG
 Brian Watts, UG
 Richard Wehunt, UG
 Rashad Wright, UG
 J.P. Blevins, UK
 Joshua Carrier, UK
 Benard Coté, UK
 Ravi Moss, UK
 Peter Bozek, LS
 Brian Green, LS

Charles Thompson, LS
 Justin Reed, UM
 Stephen Cowherd, MS
 Guy Gardner, MS
 Roy Goffer, MS
 Michal Ignerski, MS
 James Morgan, MS
 Corey Stidham, MS
 Michael Boynton, SC
 John Chappell, SC
 Marius Petravicius, SC
 Miqan Ferguson, UT
 Matthew Carter, VU
 Russell Lakey, VU
 Edward Skuchas, VU

2004

Antoine Pettway, UA
 Preston Cranford, AR
 William "Billy" Pharis, AR
 Lewis Monroe, AU
 Daniel Wicke, AU
 Seth Haimovitch, UF
 Lee Humphrey, UF
 David Lee, UF
 Michael Bucklin, UG
 Corey Gibbs, UG
 Jonathan McAuley, UG
 Stephen Newman, UG
 Kelenna Azubuiké, UK
 Josh Carrier, UK
 Bernard Coté, UK
 Ravi Moss, UK
 Sheray Thomas, UK
 Brandon Bass, LS
 Ross Neltner, LS
 Charles Thompson, LS
 Paul Wolfert, LS
 Todd Abernethy, UM
 Billy Begley, MS
 Michael T. Boler, MS
 James "Wes" Morgan, MS
 Shane Power, MS
 Piotr Stelmach, MS
 Michael Boynton Jr., SC
 John Chappell, SC
 Sheldon Everett, SC
 Jonathan Land, SC
 Brandon Crump, UT
 Fred Smithwick, UT
 Jason Holwerda, VU
 Russell Lakey, VU
 Dawid Przybyszewski, VU
 Martin Schnedlitz, VU

2005

Ronald Steele, UA
 Preston Cranford, AR
 Steven Hill, AR
 Bailey Howell, AU
 Lee Humphrey, UF
 David Lee, UF
 David Bliss, UG
 Alexander Evans, UG
 Younes Idrissi, UG
 Jonathan McAuley, UG
 Steve Newman, UG
 Joseph Waldrop, UG
 Julian Williams, UG
 Matthew Womack, UG
 Kelenna Azubuiké, UK
 Josh Carrier, UK
 Ravi Moss, UK

Robert Perry, UK
 Brandon Bass, LS
 Glen Davis, LS
 David Fleshman, LS
 Darrel Mitchell, LS
 Ross Neltner, LS
 Garrett Temple, LS
 Paul Wolfert, LS
 Todd Abernethy, UM
 Billy Begley, MS
 Michael Boler, MS
 Wesley Morgan, MS
 Shane Power, MS
 Piotr Stelmach, MS
 John Chappell, SC
 Jon Land, SC
 Stephen K. McDowell Jr., SC
 Carlos Powell, SC
 Jordan Howell, UT
 Fred Smithwick, UT
 Dan Cage, VU
 Jason Holwerda, VU
 Dawid Przybyszewski, VU
 Ted Skuchas, VU

2006

Chuck Davis, UA
 Ronald Steele, UA
 Preston Cranford, AR
 Steven Hill, AR
 Sean McCurdy, AR
 William B. Howell, AU
 Andrew Tyler Smith, AU
 Jack Berry, UF
 Corey Brewer, UF
 Walter Hodge, UF
 Alfred Horford, UF
 Lee Humphrey, UF
 Jimmie Sutton, UF
 Garrett Tyler, UF
 David Bliss, UG
 Jonathan McAuley, UG
 Stephen Newman, UG
 Ravi Moss, UK
 Bobby Perry, UK
 Rajon Rondo, UK
 Glen Davis, LS
 David Fleshman, LS
 Darnell Lazare, LS
 Darrel Mitchell, LS
 Garrett Temple, LS
 Todd Abernethy, UM
 Billy Begley, MS
 Michael Boler, MS
 Wesley Morgan, MS
 Piotr Stelmach, MS
 Stephan McDowell, SC
 Dane Bradshaw, UT
 Benjamin Bosse, UT
 Ryan Childress, UT
 Jordan Howell, UT
 Dan Cage, VU
 Kyle Madsen, VU

2007

Greg Cage, UA
 John Dill, UA
 Justin Tubbs, UA
 Sean McCurdy, AR
 Andrew Smith, AU
 Jack Berry, UF
 Corey Brewer, UF
 Walter Hodge, UF

Alfred Horford, UF
 Lee Humphrey, UF
 Jonathan Mitchell, UF
 Garrett Tyler, UF
 Daniel Werner, UF
 David Bliss, UG
 Corey Butler, UG
 Stephen Newman, UG
 Mark Coury, UK
 Jodie Meeks, UK
 Randolph Morris, UK
 Bobby Perry, UK
 Dwight Perry, UK
 Michael Porter, UK
 Perry Stevenson, UK
 Alex Farrer, LS
 Gregory Terrebonne, LS
 Todd Abernethy, UM
 Billy Begley, MS
 Joseph Iupe, MS
 Piotr Stelmach, MS
 Evaldas Baniulis, SC
 David Chambers, SC
 Ben Bosse, UT
 Dane Bradshaw, UT
 Quinn Cannington, UT
 Ryan Childress, UT
 Rick Daniels-Mulholland, UT
 Jordan Howell, UT
 Justin Jackson, UT
 Steven Pearl, UT
 Tanner Wild, UT
 Dan Cage, VU
 Ross Neltner, VU
 Edward Skuchas, VU

2008

Greg Cage, UA
 John Dill, UA
 Richard Hendrix, UA
 Demetrius Jemison, UA
 Kyle Sellers, UA
 Justin Tubbs, UA
 Stephen Cox, AR
 Steven Hill, AR
 Judson Brooks, AU
 Andrew Smith, AU
 Adam Allen, UF
 Nicholas Calathes, UF
 Hudson Fricke, UF
 Walter Hodge, UF
 Jai Lucas, UF
 Jonathan Mitchell, UF
 Chandler Parsons, UF
 Shane Payne, UF
 Dan Werner, UF
 David Bliss, UG
 Mark Coury, UK
 Derrick Jasper, UK
 Mark Krebs, UK
 Jodie Meeks, UK
 Dwight Perry, UK
 Morakinyo Williams, UK
 Greg Terrebonne, LS
 Will Poole, UM
 Billy Begley, MS
 Riley Benock, MS
 Brandon Bolen, MS
 Joseph Iupe, MS
 Branden Conrad, SC
 Quinn Cannington, UT
 Rick Daniels-Mulholland, UT
 Jordan Howell, UT

SEC ACADEMIC HONOR ROLL



Steven Pearl, UT
Tanner Wild, UT
Brian Williams, UT
Elliott Cole, VU
Ross Neltner, VU
Davis Nwankwo, VU

2009

Greg Cage, UA
Justin Knox, UA
Stephen Cox, AR
John Paul Noland, AR
Michael Sanchez, AR
Andrew Smith, AU
Adam Allen, UF
Nicholas Calathes, UF
Hudson Fricke, UF
Kyle McClanahan, UF
Ray Shipman, UF
Erving Walker, UF
Daniel Werner, UF
Matthew Bucklin, UG
Ricky McPhee, UG
Mark Krebs, UK
Jodie Meeks, UK
Dwight Perry, UK
Michael Porter, UK
Matt Scherbenske, UK
Donald Williams, UK
Alexander Farrer, LS
Garrett Temple, LS
Will Bogan, UM
Ryan Brown, UM
Twany Beckham, MS
Riley Benock, MS
Brandon Bolen, MS
Taylor Luczak, MS
Romero Osby, MS
Branden Conrad, SC
Robert Wilder, SC
Quinn Cannington, UT
Ryan Childress, UT
Emmanuel Negedu, UT
Steven Pearl, UT
Tanner Wild, UT
Joe Duffy, VU
Aaron Noll, VU
Jordan Smart, VU
Andre Walker, VU

2010

Greg Cage, UA
Ben Eblen, UA
Stephen Cox, AR
Robert Chubb, AU
Joshua Wallace, AU
Adam Allen, UF
Hudson Fricke, UF
Kyle McClanahan, UF
Chandler Parsons, UF
Ray Shipman, UF
Matthew Bucklin, UG
Ricky McPhee, UG
Tyler Whatley, UG
Mark Krebs, UK
John Wall, UK
Christopher Beattie, LS
Alexander Farrer, LS
Edward Ludwig, LS
Will Bogan, UM
Michael Halford, UM
Twany Beckham, MS
Riley Benock, MS

Brandon Bolen, MS
Taylor Luczak, MS
Charles Parker, MS
Evaldas Baniulis, SC
Ramon Galloway, SC
Stephen Spinella, SC
Rob Wilder, SC
Quinn Cannington, UT
Michael Hubert, UT
Skylar McBee, UT
Steven Pearl, UT
Elliott Cole, VU
Joe Duffy, VU
Chris Meriwether, VU
Aaron Noll, VU
Jordan Smart, VU

2011

Carl Engstrom, UA
Charles Hankerson Jr., UA
Chris Hines, UA
Justin Luquire, UA
Trevor Releford, UA
Kikko Haydar, AR
Jeff Peterson, AR
Rickey Scott, AR
Tyrone "TJ" Rice, AU
Dylan Spencer, AU
Josh Wallace, AU
Kyle McClanahan, UF
Patric Young, UF
Matthew Bucklin, UG
Connor Nolte, UG
Gerald Robinson, UG
Trey Thompkins, UG
Brandon Knight, UK
Jarrod Polson, UK
Eloy Vargas, UK
Edward Ludwig, LS
Will Bogan, UM
Donald Williams, UM
Riley Benock, MS
Brandon Bolen, MS
Taylor Luczak, MS
Charles Parker, MS
Shaun Smith, MS
Bruce Ellington, SC
Ramon Galloway, SC
RJ Slawson, SC
Eric Smith, SC
Stephen Spinella, SC
John Fields, UT
Michael Hubert, UT
Rob Murphy, UT
Steven Pearl, UT
Tyler Summitt, UT
Joe Duffy, VU
Chris Meriwether, VU
Aaron Noll, VU
Jordan Smart, VU

2012

Rodney Cooper, UA
Carl Engstrom, UA
Charles Hankerson, UA
Retin Obasohan, UA
Levi Randolph, UA
Trevor Releford, UA
Kikko Haydar, AR
Rickey Scott, AR
Bernard Morena, AU
Dylan Spencer, AU
Josh Wallace, AU

Bradley Beal, UF
Will Yeguete, UF
Patric Young, UF
Matthew Bucklin, UG
Elliott Long, UG
Connor Nolte, UG
Twany Beckham, UK
Ryan Harrow, UK
Terrence Jones, UK
Brian Long, UK
Sam Malone, UK
Darius Miller, UK
Jarrod Polson, UK
Kyle Wiltjer, UK
Edward Ludwig, LS
Will Norman, UM
Reed Clayton, MS
Spencer Cunningham, MS
Rodney Hood, MS
Taylor Luczak, MS
Charles Parker, MS
Baxter Price, MS
Kristers Zeidaks, MS
Bruce Ellington, SC
RJ Slawson, SC
Eric Smith, SC
Brenton Williams, SC
Rob Murphy, UT
Tyler Summitt, UT
Festus Ezeli, VU
Josh Henderson, VU
Shelby Moats, VU
Aaron Noll, VU
Jordan Smart, VU

2013

Carl Engstrom, UA
Retin Obasohan, UA
Levi Randolph, UA
Dakota Slaughter, UA
Andrew Steele, UA
Isiah Wilson, UA
Kikko Haydar, AR
Charlie Henderson, AR
Dylan Spencer, AU
Michael Frazier II, UF
Jacob Kurtz, UF
Braxton Ogbueze, UF
DeVon Walker, UF
Will Yeguete, UF
Patric Young, UF
Houston Kessler, UG
Twany Beckham, UK
Willie Cauley-Stein, UK
Archie Goodwin, UK
Tod Lanter, UK
Brian Long, UK
Sam Malone, UK
Julius Mays, UK
Nerlens Noel, UK
Jarrod Polson, UK
Alex Poythress, UK
Kyle Wiltjer, UK
Edward Ludwig, LS
Terry Brutus, UM
Will Norman, UM
Cade Peeper, UM
Trivante Bloodman, MS
Colin Borchert, MS
Tyson Cunningham, MS
Jacoby Davis, MS
Baxter Price, MS
Laurence Bowers, MO

Jabari Brown, MO
Danny Feldmann, MO
Ryan Rosburg, MO
Michael Carrera, SC
Austin Constable, SC
Mindaugas Kacinas, SC
Brenton Williams, SC
John Murphy, UT
Kyle Dobbins, AM
Jarod Jahns, AM
Grant Jolly, AM
Blake McDonald, AM
Alex Gendelman, VU
Shelby Moats, VU

2014

Carl Engstrom, UA
Retin Obasohan, UA
Levi Randolph, UA
Dakota Slaughter, UA
Ricky Tarrant, UA
Jimmie Taylor, UA
Isiah Wilson, UA
Kikko Haydar, AR
Moses Kingsley, AR
Bobby Portis, AR
Manuale Watkins, AR
Matthew Atewe, AU
Benas Griciuinas, AU
Tahj Shamsid-Deen, AU
Dion Wade, AU
Billy Donovan, UF
Dorian Finney-Smith, UF
Michael Frazier II, UF
Dillon Graham, UF
Jacob Kurtz, UF
DeVon Walker, UF
Will Yeguete, UF
Patric Young, UF
Nemanja Djuricic, UG
Taylor Echols, UG
Houston Kessler, UG
Marcus Thornton, UG
Juwana Parker, UG
Brandon Young, UG
Dominique Hawkins, UK
Dakari Johnson, UK
Tod Lanter, UK
Marcus Lee, UK
Brian Long, UK
Sam Malone, UK
Jarrod Polson, UK
Alex Poythress, UK
Derek Willis, UK
Terry Brutus, UM
Dwight Coleby, UM
Will Norman, UM
Cade Peeper, UM
Spencer Cunningham, MS
Danny Feldmann, MO
Ryan Rosburg, MO
Johnathan Williams III, MO
Laimonas Chatkevicius, SC
Austin Constable, SC
Demetrius Henry, SC
Tyrone Johnson, SC
Mindaugas Kacinas, SC
Justin McKie, SC
Duane Notice, SC
Desmond Ringer, SC
Jaylen Shaw, SC
Brian Steele, SC
Reggie Theus, SC



SEC ACADEMIC HONOR ROLL

Sindarius Thornwell, SC
 Juan Aparicio Ruiz, AM
 Payton Carrell, AM
 Kyle Dobbins, AM
 Jordan Green, AM
 Blake McDonald, AM
 Antwan Space, AM
 Josh Henderson, VU
 Carter Josephs, VU
 Luke Kornet, VU
 Shelby Moats, VU
 Rod Odom, VU
 Nathan Watkins, VU

2015

Justin Coleman, UA
 Riley Norris, UA
 Retin Obasohan, UA
 Levi Randolph, UA
 Dakota Slaughter, UA
 Jimmie Taylor, UA
 Nick Babb, AR
 Dusty Hannahs, AR
 Moses Kingsley, AR
 Bobby Portis, AR
 Trey Thompson, AR
 Manuale Watkins, AR
 Matthew Atewe, AU
 Cinmeon Bowers, AU
 Patrick Keim, AU
 Antoine Mason, AU
 Adedotun Odutola, AU
 Kenneth Ross, AU
 Tahj Shamsid-Deen, AU
 Richard Stockton, AU
 Alexander Thompson, AU
 Eli Carter, UF
 Chris Chiozza, UF
 Billy Donovan, UF
 Lexx Edwards, UF
 John Egbunu, UF
 Michael Frazier II, UF
 Jacob Kurtz, UF
 Alex Murphy, UF
 DeVon Walker, UF
 Taylor Echols, UG
 Houston Kessler, UG
 Dusan Langura, UG
 Juwan Parker, UG
 Marcus Thornton, UG
 Brandon Young, UG
 Devin Booker, UK
 E.J. Floreal, UK
 Dominique Hawkins, UK
 Tod Lanter, UK
 Marcus Lee, UK
 Brian Long, UK
 Trey Lyles, UK
 Sam Malone, UK
 Alex Poythress, UK
 Karl-Anthony Towns, UK
 Tyler Ulis, UK
 Derek Willis, UK
 Brandon Eddlestone, LS
 Henry Shortess, LS
 Isaiah Butler, MS
 Jeffery Johnson, MS
 Gavin Ware, MS
 Ryan Rosburg, MO
 Johnathan Williams, MO
 Terry Brutus, UM
 Dwight Coleby, UM
 Aaron Jones, UM

Jarvis Summers, UM
 Ladarius White, UM
 TeMarcus Blanton, SC
 Michael Carrera, SC
 Laimonas Chatkevicius, SC
 Austin Constable, SC
 Demetrius Henry, SC
 Mindaugas Kacinas, SC
 Duane Notice, SC
 Shamiel Sheppard, SC
 Brian Steele, SC
 Marcus Stroman, SC
 Reggie Theus Jr., SC
 Sindarius Thornwell, SC
 Galen Campbell, UT
 Kyle Dobbins, AM
 Antwan Space, AM
 Tonny Trocha Morelos, AM
 Nolan Cressler, VU
 Josh Henderson, VU
 Damian Jones, VU
 Carter Josephs, VU
 Luke Kornet, VU
 Phillip McGloin, VU
 Shelby Moats, VU
 Jeff Roberson, VU
 James Siakam, VU
 Nate Watkins, VU

2016

Christian Clark, UA
 Donta Hall, UA
 Dazon Ingram, UA
 Retin Obasohan, UA
 Jimmie Taylor, UA
 Anthlon Bell, AR
 Lorenzo Jenkins, AR
 Moses Kingsley, AR
 Dustin Thomas, AR
 Trey Thompson, AR
 Manuale Watkins, AR
 Jimmy Whitt, AR
 Cole Blackstock, AU
 Patrick Keim, AU
 Antoine Mason, AU
 Kenneth Ross, AU
 Tahj Shamsid-Deen, AU
 Richard Stockton, AU
 Trey Tate, AU
 Lexx Edwards, UF
 John Egbunu, UF
 Alex Murphy, UF
 Schuyler Rimmer, UF
 DeVon Walker, UF
 Houston Kessler, UG
 Charles Mann, UG
 Juwan Parker, UG
 Connor O'Neill, UG
 Brandon Young, UG
 Jonny David, UK
 E.J. Floreal, UK
 Dominique Hawkins, UK
 Isaac Humphries, UK
 Charles Matthews, UK
 Alex Poythress, UK
 Dillon Pulliam, UK
 Brandon Eddlestone, LS
 Henry Shortess, LS
 Terry Brutus, UM
 JT Escobar, UM
 Jett Jobe, MS
 Gavin Ware, MS
 Ryan Rosburg, MO

Cullen VanLeer, MO
 TeMarcus Blanton, SC
 Laimonas Chatkevicius, SC
 Raymond Doby, SC
 PJ Dozier, SC
 Mindaugas Kacinas, SC
 John Ragin, SC
 Chris Silva, SC
 Brian Steele, SC
 Marcus Stroman, SC
 Sindarius Thornwell, SC
 Kyle Alexander, UT
 Armani Moore, UT
 Brad Woodson, UT
 Juan Aparicio, AM
 T.J. Distefano, AM
 Kyle Dobbins, AM
 Admon Gilder, AM
 DJ Hogg, AM
 Tonny Trocha-Morelos, AM
 Joshua Henderson, VU
 Damian Jones, VU
 Carter Josephs, VU
 Luke Kornet, VU
 Phillip McGloin, VU
 Samir Sehic, VU
 Joseph Toye, VU
 Nate Watkins, VU

2017

Braxton Key, UA
 Jimmie Taylor, UA
 Robert Gasper, AR
 Jonathan Holmes, AR
 Moses Kingsley, AR
 Manuale Watkins, AR
 Cole Blackstock, AU
 Mike Cohen, AU
 Jared Harper, AU
 Heath Huff, AU
 Ronnie Johnson, AU
 Patrick Keim, AU
 Anfernee McLemore, AU
 Tahj Shamsid-Deen, AU
 LaRon Smith, AU
 Cole Stockton, AU
 Trey Tate, AU
 Canyon Barry, UF
 Justin Leon, UF
 Jalen Hudson, UF
 Devin Robinson, UF
 Houston Kessler, UG
 Connor O'Neill, UG
 Juwan Parker, UG
 Brandon Young, UG
 Jonny David, UK
 Isaac Humphries, UK
 Dillon Pulliam, UK
 Tai Wynyard, UK
 Brandon Eddlestone, LS
 Kieran Hayward, LS
 Skylar Mays, LS
 Lane Below, UM
 Jake Coddington, UM
 Dominik Olejniczak, UM
 Cullen Neal, UM
 Jordan Barnett, MO
 Reed Nikko, MO
 Cullen VanLeer, MO
 TeMarcus Blanton, SC
 PJ Dozier, SC
 Hassani Gravett, SC
 Khadim Gueye, SC

Jarrell Holliman, SC
 Maik Kotsar, SC
 Duane Notice, SC
 Christian Schmitt, SC
 Chris Silva, SC
 Kyle Alexander, UT
 Jordan Bone, UT
 Lew Evans, UT
 Brad Woodson, UT
 Frank Byers, AM
 Kobie Eubanks, AM
 Mark French, AM
 DJ Hogg, AM
 Caleb Smith, AM
 Tonny Trocha Morelos, AM
 Eric Vila, AM
 Larry Austin, Jr., VU
 Nolan Cressler, VU
 Luke Kornet, VU
 Jeff Roberson, VU

2018

Tyler Barnes, UA
 Landon Fuller, UA
 Avery Johnson, Jr., UA
 Herbert Jones, UA
 Riley Norris, UA
 Alex Reese, UA
 Collin Sexton, UA
 Galin Smith, UA
 Trey Thompson, AR
 Thomas Collier, AR
 Brett Easterling, AU
 Patrick Keim, AU
 William Macoy, AU
 Anfernee McLemore, AU
 Davion Mitchell, AU
 Devontae Williams, AU
 KeVaughn Allen, UF
 Deaundrae Ballard, UF
 Andrew Fava, UF
 Gorjok Gak, UF
 Jalen Hudson, UF
 Mak Krause, UF
 Mike Okauru, UF
 Isaiah Stokes, UF
 Nicolas Claxton, UG
 Michael Edwards, UG
 Tashaun Hightower, UG
 Connor O'Neill, UG
 Juwan Parker, UG
 Jemarl Baker, UK
 Brad Calipari, UK
 Jonny David, UK
 Dillon Pulliam, UK
 Jarred Vanderbilt, UK
 Skylar Mays, LS
 Reed Vial, LS
 Lane Below, UM
 D.C. Davis, UM
 Dominik Olejniczak, UM
 Bruce Stevens, UM
 Ilya Tyrtshnik, UM
 Tate Clayton, MS
 Drew Davis, MS
 Keyshawn Feazell, MS
 T.J. Gray, MS
 Nick Singleton, MS
 Mitchell Storm, MS
 Jordan Barnett, MO
 Kassius Robertson, MO
 Cullen VanLeer, MO
 TeMarcus Blanton, SC

SEC ACADEMIC HONOR ROLL



Jason Cudd, SC
 Ibrahim Famouke Doumbia, SC
 Felipe Haase, SC
 Kory Holden, SC
 Maik Kotsar, SC
 Christian Schmitt, SC
 James Daniel III, UT
 Yves Pons, UT
 Brad Woodson, UT
 Cameron Alo, AM
 Chris Collins, AM
 Mark French, AM
 Tonny Trocha Morelos, AM
 Simon Ejike, VU
 Riley LaChance, VU
 Isaiah Rice, VU
 Matthew Ryan, VU
 Yannick Wetzel, VU

2019


Alex Reese, UA
 Avery Johnson Jr., UA
 Britton Johnson, UA
 Diante Wood, UA
 Galin Smith, UA
 Herbert Jones, UA
 Javian Davis-Fleming, UA
 John Petty, UA
 Lawson Schaffer, UA
 Riley Norris, UA
 Tyler Barnes, UA
 Gabe Osabuohien, AR
 Jonathan Holmes, AR
 Brett Easterling, AU
 Cole Blackstock, AU
 Devontae Williams, AU
 Jamal Johnson, AU
 Thomas Collier, AU
 William Macoy, AU
 Andrew Fava, UF
 Andrew Nembhard, UF
 Gorjok Gak, UF
 Isaiah Stokes, UF
 Jalen Hudson, UF
 KeVaughn Allen, UF
 Keyontae Johnson, UF
 Mak Krause, UF
 Mike Okauru, UF
 Noah Locke, UF
 Connor O'Neill, UG
 Ignas Sargiunas, UG
 Nicolas Claxton, UG
 Alexander Payne, UK
 Brad Calipari, UK
 Jonny David, UK
 Keldon Johnson, UK
 Reid Travis, UK
 Tyler Herro, UK
 Skylar Mays, LS
 Will Reese, LS
 Abdul Ado, MS
 Andrew Junkin, MS
 D.J. Stewart, MS
 KeyShawn Feazell, MS
 Mitchell Storm, MS
 Robert Woodard II, MS
 T.J. Gray, MS
 Tate Clayton, MS
 Dru Smith, MO
 Javon Pickett, MO
 Ronald Suggs, MO
 D.C. Davis, UM
 Dominik Olejniczak, UM

A.J. Lawson, SC
 Alanzo Frink, SC
 Felipe Haase, SC
 Jair Bolden, SC
 Jason Cudd, SC
 Maik Kotsar, SC
 Nathan Nelson, SC
 T.J. Moss, SC
 Brad Woodson, UT
 Grant Williams, UT
 Jacob Fleschman, UT
 Cameron Alo, AM
 Savion Flagg, AM
 Wendell Mitchell, AM
 Aaron Nesmith, VU
 Isaiah Rice, VU
 Mac Hunt, VU
 Matthew Ryan, VU
 Simon Obinna Ejike, VU
 Yannick Wetzel, VU

2020

Tyler Barnes, UA
 James Bolden, UA
 Adam Cottrell, UA
 Javian Davis, UA
 Jaylen Forbes, UA
 Britton Johnson, UA
 Herbert Jones, UA
 Raymond Hawkins, UA
 Jahvon Quinerly, UA
 James Rojas, UA
 Jaden Shackelford, UA
 Ty Stevens, AR
 Abayomi Iyiola, AR
 Whitt James, AR
 Connor Vanover, AR
 Babatunde Akingbola, AU
 Lior Berman, AU
 Devan Cambridge, AU
 Thomas Collier, AU
 Allen Flanigan, AU
 Tyrell Jones, AU
 Chandler Leopard, AU
 William Macoy, AU
 Anfernee McLemore, AU
 Isaac Okoro, AU
 Jaylin Williams, AU
 Kerry Blackshear, UF
 Anthony Duruji, UF
 Ques Glover, UF
 Alex Klatsky, UF
 Noah Locke, UF
 Omar Payne, UF
 Jaxon Etter, UG
 Donnell Gresham, UG
 Stan Turnier, UG
 Keion Brooks, Jr., UK
 Tyrese Maxey, UK
 Alexander Payne, UK
 Nate Sestina, UK
 Skylar Mays, LS
 Antavion Collum, UM
 Austin Crowley, UM
 John McBride, UM
 Luis Rodriguez, UM
 Tate Clayton, MS
 Andrew Junkin, MS
 Iverson Molinar, MS
 Quinten Post, MS
 Justin Rumph, MS
 Tolu Smith, MS
 Isaac Stansbury, MS

D.J. Stewart, MS
 Mitchell Storm, MS
 Parker Braun, MO
 Kobe Brown, MO
 Brooks Ford, MO
 Dru Smith, MO
 Evan Yerkes, MO
 Trey Anderson, SC
 Jair Bolden, SC
 Mike Green, SC
 Micaiah Henry, SC
 Maik Kotsar, SC
 AJ Lawson, SC
 Wildens Leveque, SC
 Jalyn McCreary, SC
 Nathan Nelson, SC
 Seventh Woods, SC
 Victor Bailey Jr., UT
 John Fulkerson, UT
 Jacob Fleschman, UT
 Davonte Gaines, UT
 Josiah-Jordan James, UT
 Brock Jancek, UT
 Olivier Nkamhoua, UT
 Drew Pember, UT
 Uros Plavsic, UT
 Jay Jay Chandler, AM
 Savion Flagg, AM
 Mark French, AM
 Luke McGhee, AM
 Andre Gordon, AM
 Yavuz Gultekin, AM
 Cashius McNeilly, AM
 Emanuel Miller, AM
 Wendell Mitchell, AM
 Josh Nebo, AM
 Everett Vaughn, AM
 Zach Walker, AM
 Dylan Disu, VU
 Simon Obinna Ejike, VU
 Oton Jankovic, VU
 Jonathan Jossell, VU
 Matthew Moyer, VU
 Aaron Joshua Nesmith, VU
 Isaiah Rice, VU
 Drew Weikert, VU
 Jordan Wright, VU





SEC IN THE NBA DRAFT

1949 (4)

Ralph Beard, UK	Chi
Alex Groza, UK	Ind
Wallace Jones, UK	Wash
Jim Nolan, GT	Phila

1950 (8)

Billy Joe Adcock, VU	FtW
Colin Anderson, GT	Ind
Dale Barnstable, UK	Bos
Art Burris, UT	FtW
Bob Healey, UG	Syr
Ed Jones, UT	FtW
Jim Line, UK	Ind
Ed Montgomery, UT	Phila

1951 (3)

Herb Hargett, MS	FtW
George Kelly, VU	Ind
Bob Schloss, UG	Phila

1952 (6)

Joe Dean, LS	Ind
Bryant Ivey, UA	Roch
Paul Sullivan, UA	NY
Coyte Vance, MS	Mil
Bob Watson, UK	Mil
Lucian Whitaker, UK	Ind

1953 (7)

Doug Atkins, UT	Minn
Cliff Hagan, UK	Bos
Zippy Morocco, UG	Minn
Richard Prater, UK	NY
Frank Ramsey, UK	Bos
Pete Silas, GT	Minn
Lou Tsioropoulos, UK	Bos

1954 (3)

Dan Finch, VU	Minn
Cob Jarvis, UM	NY
Bob Pettit, LS	Mil

1955 (4)

Don Belcher, LS	FtW
Denver Brackeen, UM	NY
Bill Evans, UK	Roch
Ed Wiener, UT	Phila

1956 (6)

Jerry Bird, UK	Minn
Bob Burrow, UK	Roch
Phil Grawemeyer, UK	Minn
Jerry Harper, UA	NY
George Linn, UA	Bos
Carl Widseth, UT	Minn

1957 (4)

Jim Ashmore, MS	4	Bos
Al Rochelle, VU	5	StL
Joe Gibbon, UM	9	Bos
Jerry Calvert, UK	10	Phila

1958 (5)

Vernon Hatton, UK	2	Cincy
Johnny Cox, UK	4	NY
Jim Fulmer, UA	5	Cincy
Joe Hobbs, UF	9	Minn
Adrian Smith, UK	15	Cincy

1959 (4)

Bailey Howell, MS (2)	1	Det
Gene Tormohlen, UT	2	Syr
John Cox, UK	4	NY
Jim Henry, VU	6	Minn

1960 (7)

Dalen Showalter, UT	4	Cincy
Sid Cohen, UK	4	Bos
David Denton, GT	6	NY
Bernie Coffman, UK	7	Syr
Dick Davies, LS	8	StL
Henry Hart, AU	12	NY
Don Mills, UK	18	Cincy

1961 (8)

Jerry Graves, MS	2	Chi
Bill Depp, VU	3	Bos
Roger Kaiser, GT	4	Chi
Bill Lickert, UK	5	LAL
Roger Newman, UK	7	Syr
Jack Waters, UM	10	Cincy
Ned Jennings, UK	13	NY
Bill Engressor, LS	14	NY

1962 (3)

Leland Mitchell, MS	2	StL
Cliff Luyk, UF	4	NY
Larry Pursiful, UK	8	Chi

1963 (4)

Layton Johns, AU	4	LAL
W.D. Stroud, MS	5	Bos
Jim Kerwin, TUL	6	NY
Orb Bowling, UT	11	NY

1964 (2)

Cotton Nash, UK	2	LAL
Danny Schultz, UT	8	Balt

1965 (6)

Joe Newton, AU	4	Balt
Brooks Henderson, UF	4	LAL
A.W. Davis, UT	5	LAL
Dick Maile, LS	11	Cincy
Bob Andrews, UA	11	LAL
James Pitts, UG	15	Phila

1966 (7)

Clyde Lee, VU (3)	1	SF
Tommy Kron, UK	3	StL
Lee DeFore, AU	4	NY
John Jones, LS	5	Balt
Keith Thomas, VU	6	LAL
Red Robbins, UT	6	Phila
Howard Bayne, UT	15	Balt

1967 (5)

Pat Riley, UK [7]	1	SD
Louie Dampier, UK	4	Cincy
Gary Keller, UF	6	LAL
Ron Widby, UT	12	Chi
Jerry Southwood, VU	18	Balt

1968 (7)

Tom Boerwinkle, UT [4]	1	Chi
Bob Warren, VU	4	Ail
Thad Jaracz, UK	5	Bos
Dave Williams, MS	8	Cincy
Cliff Berger, UK	9	Mil
Robert Wyenandt, VU	10	Cincy
Dave Miller, UF	12	Mil

1968 Expansion Draft

Gene Tormohlen, UT	Atl	to Phx
--------------------	-----	--------

1969 (9)

Neal Walk, UF [2]	1	Phx
Tom Hagan, VU	3	SF
Billy Hann, UT	4	Ail
Bob Bundy, VU	7	Atl
Phil Argento, UK	10	LAL
Bill Justus, UT	10	Phila

1970 (9)

Pete Maravich, LS [3]	1	Atl
Dan Hester, LS	2	Atl
Bob Lienhard, UG	4	Phx
Perry Wallace, VU	5	Phila
Dan Issel, UK	8	Det
Bob Croft, UT	8	Bos
Mike Casey, UK	8	Chi
Herb White, UG	8	Atl
Andy Owens, UF	11	Sea

1970 Expansion Draft

Bailey Howell, MS	Bos	to Buff
Pat Riley, UK	SD	to Port

1971 (7)

John Mengelt, AU	2	Cincy
Larry Steele, UK	3	Port
Don Johnson, UT	5	Balt
Thorpe Weber, VU	6	Bos
Jim England, UT	10	Chi
Jim Dinwiddle, UK	10	Phila
Mike Casey, UK	11	Cle
Nelson Isley, LS	17	Buff

1971 Hardship (1)

Tom Payne, UK	Atl
---------------	-----

1972 (4)

Al Saunders, LS	4	Balt
Tom Parker, UK	6	Cle
Henry Harris, AU	8	Hou
Kent Hollenbeck, UK	10	Det

1973 (10)

Wendell Hudson, UA	2	Chi
Jim Retseck, AU	3	GS
John Neumann, UM	6	Chi
Tim Bassett, UG	7	Buff
Jim Andrews, UK	7	Sea
Ron Hogue, UG	7	Wash
Steve Turner, VU	10	Bos
Rod Freeman, VU	11	Phila
John Fraley, UG	15	Buff
Larry Robinson, UT	16	Phila

1974 (6)

Jan van Breda Kolff, VU	2	Port
Len Kosmalski, UT	2	KCO
Ed Palubinskas, LS	4	Ail
Terry Compton, VU	5	KCO
Collis Temple, LS	5	Phx
Bill Ligon, VU	10	Det

1975 (8)

Kevin Grevey, UK	1 [18]	Wash
Glen Hanson, LS	2	KCO
Jimmy Dan Conner, UK	2	Phx
Charles Cleveland, UA	3	Phila
Bob Guyette, UK	3	KCO
Charles Russell, UA	5	LAL
Danny Williams, UM	6	Atl
Mike Flynn, UK	7	Phila

1976 (6)

Leon Douglas, UA	1 [4]	Det
Jacky Dorsey, UG	2	NO
Butch Feher, VU	2	Phx
Jeff Fosnes, VU	4	GS
Gary Reddings, AU	5	Port
Eugene Shy, UF	10	NY

1976 Dispersal of ABA Players (2)

Louie Dampier, UK	UK to SA
Jan van Breda Kolff, VU	KC to NY

1977 (11)

Bernard King, UT	1 [7]	NYN
Ernie Grunfeld, UT	1 [11]	Mil
Larry Johnson, UK	2	Buff
T.R. Dunn, UA	2	Port
Eddie Johnson, AU	3	Atl
Rickey Brown, UA	3	Port
Jim Cooper, UA	4	Sea
David Reavis, UG	4	Wash
John Billups, UM	5	Den
Mike Jackson, UT	7	Buff
Len Saunders, UF	8	Den

1978 (9)

Rick Robey, UK	1 [3]	Ind
Mike Mitchell, AU	1 [15]	Cle
Jack Givens, UK	1 [16]	Atl
James Lee, UK	2	Sea
Mike Phillips, UK	3	NJ
Ken Higgs, LS	3	Cle
Stan Pietkiewicz, AU	7	Buff
Anthony Murray, UA	7	Phila
Larry Brewster, UF	10	SA

1979 (11)

Reggie King, UA	1 [18]	KC
Wiley Peck, MS	1 [19]	SA
Kyle Macy, UK	1 [22]	Phx
Walter Daniels, UG	3	LAL
Terry Crosby, UT	3	KC
Al Green, LS	3	Phx
Ray White, MS	4	LAL
Lionel Green, LS	4	Hou
Malcolm Cesare, UF	4	Phx
Truman Claytor, UK	6	Det
Rich Valavicius, AU	7	Hou

1980 (11)

Rickey Brown, MS	1 [13]	GS
Reggie Johnson, UT	1 [15]	SA
John Stroud, UM	2	Hou
Dewayne Scales, LS	2	NY
Lavon Mercer, UG	3	SA
Robert Scott, UA	4	GS
Lavon Williams, UK	5	Cle
Rick Mattick, LS	6	NJ
Tommy Springer, VU	7	Den
Rich Valavicius, AU	8	Wash
Jay Shilder, UK	9	Chi

SEC IN THE NBA DRAFT



1980 Expansion Draft

Jack Givens, UK Atl to Dal
Wiley Peck, MS SA

1981 (11)

Howard Wood, UT 2 Utah
Charles Davis, VU 2 Wash
Greg Cook, LS 2 NY
Elston Turner, UM 2 Dal
Durand Macklin, LS 3 Atl
Ethan Martin, LS 4 Cle
Willie Sims, LS 5 Den
Mike Rhodes, VU 5 SA
Earl Banks, AU 6 Sea
Fred Cowan, UK 6 Hou
Bobby Cattage, AU 8 Utah

1982 (19)

Dominique Wilkins, UG 1 [3] Utah
Eddie Phillips, AU 1 [21] NJ
Willie Jones, VU 3 LAL
Phillip Lockett, AU 3 Port
Gary Carter, UT 5 SD
Eric Marbury, UG 6 SD
Chuck Verderber, UK 7 Chi
Nick Morken, UT 9 GS
Sean Tuohy, UM 10 NJ

1983 (16)

Dale Ellis, UT 1 [9] Dal
Jeff Malone, MS 1 [10] Wash
Ennis Whatley, AU 1 [13] KC
Howard Carter, LS 1 [15] Den
Dirk Minniefield, UK 2 Dal
Darrell Lockhart, AU 2 SA
Mike Davis, UA 2 Mil
Derrick Hord, UK 3 Cle
Terry Fair, UG 4 Ind
Kalpatrick Wells, MS 4 Phila
Carlos Clark, UM 4 Bos
Terry Lewis, MS 4 LAL
Roger Stieg, UM 5 Ind
Charles Hurt, UK 6 Mil
Odell Mosteller, AU 10 Utah
Lamar Heard, UG 10 SA

1984 (17)

Sam Bowie, UK 1 [2] Port
Charles Barkley, AU 1 [5] Phila
Melvin Turpin, UK 1 [6] Wash
Jeff Turner, VU 1 [17] NJ
Vern Fleming, UG 1 [18] Ind
James Banks, UG 3 Phila
Terry Williams, UA 3 Sea
Leonard Mitchell, LS 3 Cle
Vernon Delancy, UF 3 Mil
Dickie Beal, UK 4 Atl
Eric Richardson, UA 5 SA
Dan Federmann, UT 5 Phila
Willie Burton, UT 6 Den
Jim Master, UK 6 Atl
Tom Heitz, UK 8 Ind
Greg Turner, AU 9 KC
John Tudor, LS 9 Dal

1985 (15)

Jerry Reynolds, LS 1 [22] Mil
Bobby Lee Hurt, UA 2 GS
Eugene McDowell, UF 3 Mil
Michael Brooks, UT 4 Hou
Gerald Crosby, UG 6 GS

1986 (11)

Chuck Person, AU 1 [4] Ind
Kenny Walker, UK 1 [5] NY
John Williams, LS 1 [12] Wash
Buck Johnson, UA 1 [20] Hou
Joe Ward, UG 2 Phx
Cedric Henderson, UG 2 Atl
Don Redden, LS 3 Den
Derrick Taylor, LS 4 Ind
Chauncey Robinson, MS 4 Det
Roger Harden, UK 5 LAL
Bobby Lee Hurt, UA 6 GS

1987 (15)

Derrick McKey, UA 1 [9] Sea
Jim Farmer, UA 1 [20] Dal
Nikita Wilson, LS 2 Port
Tony White, UT 2 Chi
Terry Coner, UA 2 Atl
Andrew Moten, UF 4 NJ
Chad Kessler, UG 5 LAC
James Blackmon, UK 5 NJ
Glen Clem, VU 5 NY
Dennis Williams, UG 5 SA
Anthony Wilson, LS 5 Chi
Fred Jenkins, UT 6 Hou
Frank Ford, AU 6 LAL
Mark Gottfried, UA 7 Det
Gerald White, AU 7 Dal

1988 (12)

Chris Morris, AU 1 [4] NJ
Rex Chapman, UK 1 [8] Char
Willie Anderson, UG 1 [10] SA
Will Perdue, VU 1 [11] Chi
Vernon Maxwell, UF 2 Den
Jose Vargas, LS 2 Dal
Rob Lock, UK 3 LAC
Hernan Montenegro, LS 3 Phila
Jeff Moore, AU 3 Char
Ed Davender, UK 3 Wash
Mike Jones, AU 3 Mil
Winston Bennett, UK 3 Cle

1989 (6)

Dyron Nix, UT 2 Char
Frank Kornet, VU 2 Mil
Michael Ansley, UA 2 Orl
Doug Roth, UT 2 Wash
Ricky Blanton, LS 2 Phx
Toney Mack, UG 2 Phila

1989 Expansion Draft (11)

Jim Farmer, UA Utah to Orl

1990 (4)

Chris Jackson, LS 1 [3] Den
Alec Kessler, UG 1 [12] Hou
Gerald Glass, UM 1 [20] Minn
Dwayne Schintzius, UF 1 [24] SA

1991 (1)

Stanley Roberts, LS 1 [23] Orl

1992 (8)

Shaquille O'Neal, LS 1 [1] Orl
Todd Day, AR 1 [8] Mil
Robert Horry, UA 1 [11] Hou
Oliver Miller, AR 1 [22] Phx
Lee Mayberry, AR 1 [23] Mil
Latrell Sprewell, UA 1 [24] GS
Isaiah Morris, AR 2 Mia
Litteral Green, UG 2 Chi

1993 (4)

Jamal Mashburn, UK 1 [4] Dal
Allan Houston, UT 1 [11] Det
James Robinson, UA 1 [21] Port
Geert Hammink, LS 1 [26] Orl

1994 (4)

Wesley Person, AU 1 [23] Phx
Rodney Dent, UK 2 Mil
Jamie Watson, SC 2 Utah
Charles Claxton, UG 2 Phx

1995 (4)

Antonio McDyess, UA 1 [2] LAC
Corliss Williamson, AR 1 [13] Sac
Jason Caffey, UA 1 [20] Chi
Andrew DeClercq, UF 2 GS

1996 (13)

Antoine Walker, UK 1 [6] Bos
Erick Dampier, MS 1 [10] Ind
Tony Delk, UK 1 [16] Char
Walter McCarty, UK 1 [19] NYK
Dontae' Jones, MS 1 [21] NYK
Roy Rogers, UA 1 [22] Van
Steve Hamer, UT 2 Bos
Randy Livingston, LS 2 Hou
Terrell Bell, UG 2 Hou
Mark Pope, UK 2 Ind
Shandon Anderson, UG 2 Utah
Ronnie Henderson, LS 2 Wash
Darnell Robinson, AR 2 Dal

1997 (3)

Ron Mercer, UK 1 [6] Bos
Derek Anderson, UK 1 [13] Cle
Eric Washington, UA 2 Orl

1998 (3)

Jason Williams, UF 1 [7] Sac
Nazr Mohammed, UK 1 [29] Utah
Ansu Sesay, UM 2 Dal

1999 (3)

Jumaine Jones, UG 1 [27] Atl
Scott Padgett, UK 1 [28] Utah
Tyrone Washington, MS 2 Hou

2000 (8)

Stromile Swift, LS 1 [2] Van
Mike Miller, UF 1 [5] Orl
Jamaal Magloire, UK 1 [19] Char
Donnell Harvey, UF 1 [22] NYK
Mamadou N'Diaye, AU 1 [26] Den
Dan Langhi, VU 2 Dal
Jabari Smith, LS 2 Sac
Chris Porter, AU 2 GS

2001 (3)

Joe Johnson, AR 1 [10] Bos
Gerald Wallace, UA 1 [25] Sac
Jamison Brewer, AU 2 Ind

2002 (4)

Marcus Haislip, UT 1 [13] Mil
Tayshaun Prince, UK 1 [23] Det
Vincent Yarbrough, UT 2 Den
Rod Grizzard, UA 2 Wash

2003 (6)

Jarvis Hayes, UG 1 [10] Wash
Mario Austin, MS 2 Chi
Derrick Zimmerman, MS 2 GS
Keith Bogans, UK 2 Mil
Matt Bonner, UF 2 Chi
Maurice Williams, UA 2 Utah

2004 (3)

Justin Reed, UM 2 Bos
Matt Freije, VU 2 Mia
Rashad Wright, UG 2 Ind

2005 (3)

David Lee, UF 1 [30] NYK
Brandon Bass, LS 2 NO
Lawrence Roberts, MS 2 Sea

2006 (4)

Tyrus Thomas, LS 1 [3] Port
Ronnie Brewer, AR 1 [14] Utah
Renaldo Balkman, SC 1 [20] NYK
Rajon Rondo, UK 1 [21] Phx

2007 (8)

Al Horford, UF 1 [3] Atl
Corey Brewer, UF 1 [7] Minn
Joakim Noah, UF 1 [9] NY
Glen Davis, LS 2 Sea
Jermareo Davidson, UA 2 GS
Chris Richard, UF 2 Minn
Derrick Byars, VU 2 Port
Taurean Green, UF 2 Port

2008 (6)

Anthony Randolph, LS 1 [14] GS
Marreese Speights, UF 1 [16] Phila
Sonny Weems, AR 2 Chi
Richard Hendrix, UA 2 GS
Shan Foster, VU 2 Dal
Joe Crawford, UK 2 LAL

2009 (4)

Jodie Meeks, UK 2 Mil
Patrick Beverley, AR 2 LAL
Marcus Thornton, LS 2 Mia
Nick Calathes, UF 2 Minn

2010 (7)

John Wall, UK 1 [1] Wash
DeMarcus Cousins, UK 1 [5] Sac
Patrick Patterson, UK 1 [14] Hou
Eric Bledsoe, UK 1 [18] OKC
Daniel Orton, UK 1 [29] Orl
Terrico White, UM 2 Det
Jarvis Varnado, MS 2 Mia

2011 (7)

Brandon Knight, UK 1 [8] Det
Tobias Harris, UT 1 [19] Char
Trey Thompson, UG 2 LAC
Chandler Parsons, UF 2 Hou
Josh Harrellson, UK 2 NO
Travis Leslie, UG 2 LAC
Vernon Macklin, UF 2 Det
DeAndre Liggins, UK 2 Orl



SEC IN THE NBA DRAFT

No. 1 Overall Picks

1992.....	Shaquille O'Neal, LS
2010.....	John Wall, UK
2012.....	Anthony Davis, UK
2015.....	Karl-Anthony Towns, UK
2016.....	Ben Simmons, LS
2020.....	Anthony Edwards, UG

Lottery Picks Since 2010

ACC.....	31
SEC.....	30
Big 12.....	21
Pac 12.....	16
Big Ten.....	13
Big East.....	11
West Coast.....	4
Mountain West.....	2
Ohio Valley.....	2
American.....	1
Atlantic-10.....	1
Big Sky.....	1
Horizon.....	1
Missouri Valley.....	1
Patriot.....	1
Sun Belt.....	1
Western Athletic.....	1

Overall Draft Picks Since 2010

ACC.....	83
SEC.....	80
Pac 12.....	57
Big 12.....	51
Big Ten.....	44
Big East.....	39
Mountain West.....	19
American.....	9
Atlantic 10.....	7
Colonial.....	6
OVC.....	6
Conference USA.....	5
Horizon.....	5
Sun Belt.....	5
West Coast.....	4
Missouri Valley.....	3
WAC.....	3
Big Sky.....	2
Big West.....	2
Patriot.....	2
Summit.....	2
Ivy.....	1
MAC.....	1
MEAC.....	1
SoCon.....	1
Western Athletic.....	1

2012 (12)

Anthony Davis, UK	1 [1]	NO
M. Kidd-Gilchrist, UK	1 [2]	Char
Bradley Beal, UF	1 [3]	Wash
Terrence Jones, UK	1 [18]	Hou
John Jenkins, VU	1 [23]	Atl
Arnett Moultrie, MS	1 [27]	Mia
Marquis Teague, UK	1 [29]	Chi
Festus Ezeli, VU	1 [30]	GS
Jeffery Taylor, VU	2	Char
Doron Lamb, UK	2	Mil
Justin Hamilton, LS	2	Phila
Darius Miller, UK	2	NO

2013 (5)

Nerlens Noel, UK	1 [6]	NO
K. Caldwell-Pope, UG	1 [8]	Det
Archie Goodwin, UK	1 [29]	OKC
Erik Murphy, UF	2	Chi
Alex Oriakhi, MO	2	Phx

2014 (6)

Julius Randle, UK	1 [7]	LAL
James Young, UK	1 [17]	Bos
Jarnell Stokes, UT	2	Utah
Johnny O'Bryant, LS	2	Mil
Jordan Clarkson, MO	2	Wash
Jordan McRae, UT	2	SA

2015 (10)

Karl-Anthony Towns, UK	1 [1]	Min
Willie Cauley-Stein, UK	1 [6]	Sac
Trey Lyles, UK	1 [12]	Utah
Devin Booker, UK	1 [13]	Phx
Bobby Portis, AR	1 [23]	Chi
Jarell Martin, LS	1 [25]	Mem
Jordan Mickey, LS	2	Bos
Josh Richardson, UT	2	Mia
Andrew Harrison, UK	2	Phx
Dakari Johnson, UK	2	OKC

2016 (6)

Ben Simmons, LS	1 [1]	Phila
Jamal Murray, UK	1 [7]	Den
Wade Baldwin, VU	1 [17]	Mem
Skal Labissiere, UK	1 [22]	Phx
Damian Jones, VU	1 [30]	GS
Tyler Ulis, UK	2	Phx

2017 (4)

De'Aaron Fox, UK	1 [5]	Sac
Malik Monk, UK	1 [11]	Cha
Bam Adebayo, UK	1 [14]	Mia
Sindarius Thornwell, SC	2	Mil

2018 (7)

Collin Sexton, UA	1 [8]	Cle
Kevin Knox, UK	1 [9]	NYK
Shai Gilgeous-Alexander, UK	1 [11]	Cha
Michael Porter Jr., MO	1 [14]	Den
Robert Williams, AM	1 [27]	Bos
Jarred Vanderbilt, UK	2	Orl
Hamidou Diallo, UK	2	Bkn

2019 (12)

Darius Garland, VU	1 [5]	Cle
PJ Washington, UK	1 [12]	Cha
Tyler Herro, UK	1 [13]	Mia
Chuma Okeke, AU	1 [16]	Orl
Grant Williams, UT	1 [22]	Bos
Keldon Johnson, UK	1 [29]	SA
Nicolas Claxton, UG	2	NJ
Daniel Gafford, AR	2	Chi
Admiral Schofield, UT	2	Phila
Quinn-Dary Weatherspoon, MS	2	SA
Tremont Waters, LS	2	Bos
Jordan Bone, UT	2	NO

2020 (12)

Anthony Edwards, UG	1 [1]	Minn
Isaac Okoro, AU	1 [5]	Cle
Kira Lewis Jr., UA	1 [13]	NO
Aaron Nesmith, VU	1 [14]	Bos
Tyrese Maxey, UK	1 [21]	Phila
Immanuel Quickley, UK	1 [25]	OKC
Saben Lee, VU	2	Utah
Robert Woodard, MS	2	Mem
Nick Richards, UK	2	NO
Isaiah Joe, AR	2	Phila
Skylar Mays, LS	2	Atl
Reggie Perry, MS	2	LAC

NOTE: Number of SEC players taken listed in parentheses. Listing is alphabetical 1949-1956. Since 1957 the listing is by rounds with the number in brackets [] indicating the selection of first-round picks. The NBA held its first college draft prior to the start of the 1947-48 season, but records prior to 1949 are unavailable.