2021 BASEBALL

2021 BASEBALL RECORD BOOK

SECSPORTS.COM

SEC COMPOSITE SCHEDULE

Feb. 19 (Friday)
Mississippi State vs. Texas – 12 p.m. [Arlington, Texas]
Evansville at Georgia – 2 p.m.
Kentucky at North Carolina – 3 p.m.
Miami at Florida – 3 p.m. (SEC Network)
McNeese State at Alabama – 4 p.m.
Dayton at South Carolina – 4 p.m.
Ole Miss vs. TCU – 4 p.m. [Arlington, Texas]
Presbyterian at Auburn – 5 p.m.
Air Force at LSU – 5 p.m.
Missouri at Grand Canyon – 5 p.m.
Wright State at Vanderbilt – 5:30 p.m.
Tennessee at Georgia Southern – 6:30 p.m.
Xavier at Texas A&M – 7:30 p.m.
Arkansas vs. Texas Tech – 8 p.m. [Arlington, Texas]

Feb. 20 (Saturday)
Evansville at Georgia (DH) – 12 p.m.
Mississippi State vs. TCU – 12 p.m. [Arlington, Texas]
Dayton at South Carolina – 1 p.m.
Kentucky at North Carolina – 2 p.m.
Tennessee at Georgia Southern – 2 p.m.
McNeese State at Alabama – 3 p.m.
Presbyterian at Auburn – 3 p.m.
Xavier at Texas A&M – 3 p.m.
Wright State at Vanderbilt – 3 p.m.
Miami at Florida – 4 p.m.
Missouri at Grand Canyon (DH) – 4 p.m.
Ole Miss vs. Texas Tech – 4 p.m. [Arlington, Texas]
Notre Dame at LSU – 5 p.m.
Arkansas vs. Texas – 8 p.m. [Arlington, Texas]

Feb. 21 (Sunday)
Kentucky at North Carolina – 1 p.m.
Tennessee at Georgia Southern – 1 p.m.
Xavier at Texas A&M – 1 p.m.
Evansville at Georgia – 12 p.m.
Dayton at South Carolina – 12 p.m.
Mississippi State vs. Texas Tech – 12 p.m. [Arlington, Texas]
McNeese State at Alabama – 2 p.m.
Presbyterian at Auburn – 2 p.m.
Missouri at Grand Canyon – 2 p.m.
Wright State at Vanderbilt – 2 p.m.
Miami at Florida – 4 p.m.
Ole Miss vs. Texas – 4 p.m. [Arlington, Texas]
Louisiana Tech at LSU – 4:30 p.m.
Arkansas vs. TCU – 8 p.m. [Arlington, Texas]

Feb. 23 (Tuesday)
Miami (OH) at Kentucky – 4 p.m.
Winthrop at South Carolina – 4 p.m.
Arkansas-Pine Bluff at Tennessee – 4:30 p.m.
Alabama at Jacksonville State – 5 p.m.
Alabama A&M at Auburn – 5 p.m.
Arkansas State at Ole Miss – 5 p.m.
Western Kentucky at Vanderbilt – 5:30
Florida at North Florida – 6 p.m.
Southern at LSU – 7:30 p.m.
Abilene Christian at Texas A&M – 7:30 p.m.
Jackson State at Mississippi State

Feb. 24 (Wednesday)
Georgia at Georgia State – 3 p.m.
UT-Martin at Alabama – 4 p.m.
Arkansas-Pine Bluff at Tennessee – 4:30 p.m.
Alabama A&M at Auburn – 5 p.m.
North Florida at Florida – 6 p.m.
LSU at UL-Lafayette – 7 p.m.
Tarleton State at Texas A&M – 7:30 p.m.
Jackson State at Mississippi State

Feb. 25 (Thursday)
Southeast Missouri State at Arkansas – 4 p.m.

Feb. 26 (Friday)
Auburn vs. Oklahoma – 1 p.m. [Round Rock, Texas]
Wright State at Alabama – 4 p.m.
Southeast Missouri State at Arkansas – 4 p.m.
Milwaukee at Kentucky – 4 p.m.
Omaha at Missouri – 4 p.m.
South Carolina at Clemson – 4 p.m.
Indiana State at Tennessee – 4:30 p.m.
Gardner-Webb at Georgia – 5 p.m.
UCF at Ole Miss – 5 p.m.
Georgia State at Vanderbilt – 5:30 p.m.
Samford at Florida – 6:30 p.m.
Texas A&M vs. Baylor – 7 p.m. [Round Rock, Texas]
Youngstown State at LSU – 8 p.m.
Tulane at Mississippi State

Feb. 27 (Saturday)
Omaha at Missouri (DH) – 1 p.m.
Auburn vs. Baylor – 1 p.m. [Round Rock, Texas]
Gardner-Webb at Georgia [DH] – 12 p.m.
Milwaukee at Kentucky – 2 p.m.
Georgia State at Vanderbilt [DH] – 2 p.m.
UCF at Ole Miss – 2:30 p.m.
Indiana State at Tennessee [DH] – 2:30 p.m.
Wright State at Alabama – 3 p.m.
Youngstown State at LSU – 3 p.m.
Southeast Missouri State at Arkansas – 4 p.m.
Samford at Florida – 4 p.m.
South Carolina vs. Clemson – 4 p.m. [Greenville, S.C.]
Texas A&M vs. Oklahoma – 7 p.m. [Round Rock, Texas]
Nicholls at LSU – 7:30 p.m.
Tulane at Mississippi State

Feb. 28 (Sunday)
Auburn vs. Texas A&M – 12 p.m. [Round Rock, Texas]
Samford at Florida – 1 p.m.
Gardner-Webb at Georgia – 1 p.m.
Milwaukee at Kentucky – 1 p.m.
UCF at Ole Miss – 1 p.m.
Indiana State at Tennessee – 1 p.m.
Clemson at South Carolina – 1:30 p.m.
Wright State at Alabama – 2 p.m.
Southeast Missouri State at Arkansas – 2 p.m.
Omaha at Missouri – 2 p.m.
Georgia State at Vanderbilt – 2 p.m.
Tulane at Mississippi State

March 2 (Tuesday)
Eastern Kentucky at Kentucky – 4 p.m.
Jacksonville State at Auburn – 5 p.m.
Georgia at Kennesaw State – 5 p.m.
South Carolina at Winthrop – 6 p.m.
Alabama at UAB – 7 p.m.
Nicholls at LSU – 7:30 p.m.
Memphis at Ole Miss – 7:30 p.m.
Houston Baptist at Texas A&M – 7:30 p.m.
Mississippi State vs. Southern Miss – 8 p.m. [Pearl, Miss.]

March 3 (Wednesday)
Troy at Alabama – 4 p.m.
Evansville at Kentucky – 4 p.m.
Florida Atlantic at Florida – 6 p.m.
Dayton at Tennessee – 6 p.m.
Jackson State at Ole Miss – 7:30 p.m.
Incarnate Word at Texas A&M – 7:30 p.m.

March 4 (Thursday)
Missouri vs. Dallas Baptist – 9 p.m. [Frisco, Texas]

March 5 (Friday)
Murray State at Arkansas – 4 p.m.
Ball State at Kentucky – 4 p.m.
Xavier at Auburn – 5 p.m.
North Florida at Georgia – 5 p.m.
Illinois-Chicago at Vanderbilt – 5:30 p.m.
Alabama at College of Charleston – 6 p.m.
Florida A&M at Florida – 6:30 p.m.
Georgia State at Tennessee – 6:30 p.m.
Mercer at South Carolina – 7 p.m.
Missouri vs. Dallas Baptist – 7 p.m. [Frisco, Texas]
Belmont at Ole Miss – 7:30 p.m.
New Mexico State at Texas A&M – 7:30 p.m.
Oral Roberts at LSU – 8 p.m.
Tennessee Tech at Mississippi State

March 6 (Saturday)
North Florida at Georgia – 1 p.m.
Ball State at Kentucky – 1 p.m.
Alabama at College of Charleston – 2 p.m.
Belmont at Ole Miss – 2:30 p.m.
Murray State at Arkansas – 3 p.m.
Xavier at Auburn [DH] – 3 p.m.
New Mexico State at Texas A&M – 3 p.m.
Illinois-Chicago at Vanderbilt – 3 p.m.
Florida A&M at Florida – 4 p.m.
Oral Roberts at LSU – 4 p.m.
Mercer at South Carolina – 4 p.m.
Georgia State at Tennessee – 6 p.m.
Missouri vs. Oklahoma – 8 p.m. [Frisco, Texas]
Tennessee Tech at Mississippi State

March 7 (Sunday)
Mercer at South Carolina – 12 p.m. (SEC Network)
Alabama at College of Charleston – 1 p.m.
Florida A&M at Florida – 1 p.m.
North Florida at Georgia – 1 p.m.
Ball State at Kentucky – 1 p.m.
Georgia State at Tennessee – 1 p.m.
Missouri vs. Arizona – 1 p.m. [Frisco, Texas]
Murray State at Arkansas – 2 p.m.
Xavier at Auburn – 2 p.m.
Oral Roberts at LSU – 2 p.m.
New Mexico State at Texas A&M – 2 p.m.
Illinois-Chicago at Vanderbilt – 2 p.m.
Belmont at Ole Miss – 2:30 p.m.
Tennessee Tech at Mississippi State

March 9 (Tuesday)
Western Kentucky at Kentucky – 4 p.m.
Georgia at Georgia Southern – 5 p.m.
Memphis at Vanderbilt – 5:30 p.m.
Georgia State at Florida – 6 p.m.
South Alabama at Alabama – 7 p.m. (SEC Network)
Auburn at UAB – 7 p.m.
Grambling State at Mississippi State – 7 p.m.
Texas Southern at LSU – 7:30 p.m.
Alcorn State at Ole Miss – 7:30 p.m.
Texas A&M Corpus-Christi at Texas A&M – 7:30 p.m.
Tennessee at Charlotte

March 10 (Wednesday)
Missouri at St. Louis – 4 p.m.
Stetson at Florida – 6 p.m.
UL-Lafayette at Mississippi State – 6 p.m.
Jacksonville State at Alabama – 7 p.m.
South Carolina at The Citadel – 7 p.m.
LSU at New Orleans – 7:30 p.m.
Prairie View A&M at Texas A&M – 7:30 p.m.

March 12 (Friday)
Georgia State at Kentucky – 4 p.m.
Illinois State at Missouri – 4 p.m.
Little Rock at Auburn – 5 p.m.
Lipscomb at Georgia – 5 p.m.
Jacksonville at Florida – 6:30 p.m.
UNC Greensboro at Tennessee – 6:30 p.m.
Stetson at Alabama – 7 p.m.
Arkansas at Louisiana Tech – 7 p.m.
ULM at Ole Miss – 7:30 p.m.
South Carolina at Texas – 7:30 p.m.
Samford at Texas A&M – 7:30 p.m.
UTSA at LSU – 8 p.m.
Eastern Michigan at Mississippi State
Vanderbilt at Oklahoma State

March 13 (Saturday)
Lipscomb at Georgia – 1 p.m.
Georgia State at Kentucky – 1 p.m.
Illinois State at Missouri (DH) – 1 p.m.
ULM at Ole Miss – 2:30 p.m.
Stetson at Alabama – 3 p.m.
Arkansas at Louisiana Tech – 3 p.m.
Little Rock at Auburn – 3 p.m. (SEC Network)
Samford at Texas A&M – 3 p.m.
Jacksonville at Florida – 4 p.m.
UNC Greensboro at Tennessee – 6 p.m.
South Carolina at Texas – 7 p.m.
Baylor at LSU – 8 p.m. (SEC Network)
Eastern Michigan at Mississippi State
Vanderbilt at Oklahoma State

March 14 (Sunday)
South Carolina at Texas – 12 p.m.
Jacksonville at Florida – 1 p.m.
Lipscomb at Georgia – 1 p.m.
Georgia State at Kentucky – 1 p.m.
UNC Greensboro at Tennessee – 1 p.m.
Samford at Texas A&M – 1 p.m.
Stetson at Alabama – 2 p.m.
Arkansas at Louisiana Tech – 2 p.m.
Little Rock at Auburn – 2 p.m.
UTSA at LSU – 2 p.m.
Illinois State at Missouri – 2 p.m.
ULM at Ole Miss – 2:30 p.m.
Eastern Michigan at Mississippi State
Vanderbilt at Oklahoma State

March 16 (Tuesday)
Murray State at Kentucky – 4 p.m.
Oklahoma at Arkansas – 6 p.m. (SEC Network)
Florida at Florida State – 6 p.m.
Georgia vs. Wofford – 6 p.m. [Greenville, S.C.]
ETSU at Tennessee – 6:30 p.m.
Alabama at Troy – 7 p.m.
Lipscomb at Auburn – 7 p.m.
Ole Miss at Louisiana Tech – 7 p.m.
Samford at Mississippi State – 7 p.m.
Davidson at South Carolina – 7 p.m.
Southeastern Louisiana at LSU – 7:30 p.m.
Texas A&M at Houston – 7:30 p.m.
Belmont at Vanderbilt – 7:30 p.m.

March 17 (Wednesday)
Ole Miss at Louisiana Tech – 3 p.m.

March 18 (Thursday)
*Texas A&M at Florida – 7 p.m. (SEC Network)

March 19 (Friday)
*Missouri at Kentucky – 4 p.m.
*Tennessee at Georgia – 6 p.m.
*Texas A&M at Florida – 6:30 p.m.
*Mississippi State at LSU – 7 p.m. (SEC Network)
*Alabama at Arkansas – 7:30 p.m.
*Auburn at Ole Miss – 7:30 p.m.
*South Carolina at Vanderbilt – 7:30 p.m.

March 20 (Saturday)
*South Carolina at Vanderbilt – 12 p.m. (SEC Network)
*Texas A&M at Florida – 1 p.m.
*Tennessee at Georgia – 1 p.m.
*Missouri at Kentucky – 1 p.m.
*Auburn at Ole Miss – 2:30 p.m.
*Alabama at Arkansas – 7:30 p.m.
*Mississippi State at LSU – 7:30 p.m.

March 21 (Sunday)
*Missouri at Kentucky – 12 p.m. (SEC Network)
*Tennessee at Georgia – 1 p.m.
*South Carolina at Vanderbilt – 2 p.m.
*Auburn at Ole Miss – 2:30 p.m.
*Alabama at Arkansas – 3 p.m. (SEC Network)
*Mississippi State at LSU – 3 p.m.

March 23 (Tuesday)
Kennesaw State at Georgia – 5 p.m.
Butler at Kentucky – 6:30 p.m.
Eastern Kentucky at Tennessee – 6:30 p.m.
Southern Miss at Alabama – 7 p.m.
LSU at Tulane – 7 p.m.
North Alabama at Mississippi State – 7 p.m.
The Citadel at South Carolina – 7 p.m.
Auburn vs. South Alabama – 7 p.m. [Montgomery, Ala.]
Memphis at Arkansas – 7:30 p.m.
Central Arkansas at Ole Miss – 7:30 p.m.
Rice at Texas A&M – 7:30 p.m.
Lipscomb at Vanderbilt – 7:30 p.m.

March 24 (Wednesday)
Memphis at Arkansas – 4 p.m.

March 25 (Thursday)
*Ole Miss at Alabama – 7 p.m. (ESPNU)
*Vanderbilt at Missouri – 7 p.m. (SEC Network)

March 26 (Friday)
*LSU at Tennessee – 6:30 p.m.
*Ole Miss at Alabama – 7 p.m.
*Kentucky at Auburn – 7 p.m.
*Florida at South Carolina – 7 p.m.
*Georgia at Texas A&M – 7 p.m. (SEC Network)
*Arkansas at Mississippi State – 7:30 p.m.
*Vanderbilt at Missouri – 7:30 p.m.

March 27 (Saturday)
*Ole Miss at Alabama – 2 p.m. (SEC Network)
*Arkansas at Mississippi State – 3 p.m.
*Georgia at Texas A&M – 3 p.m.
*Vanderbilt at Missouri – 3 p.m.
*Florida at South Carolina – 4 p.m.
*LSU at Tennessee – 6 p.m.
*Kentucky at Auburn – 7 p.m. (SEC Network)

March 28 (Sunday)
*Florida at South Carolina – 12 p.m. (SEC Network)
*LSU at Tennessee – 1 p.m.
*Kentucky at Auburn – 2 p.m.
*Georgia at Texas A&M – 2 p.m.
*Arkansas at Mississippi State – 3 p.m. (SEC Network)

2021 SEC BASEBALL RECORD BOOK

Southeastern Conference Communications

2201 Richard Arrington Blvd. North
Birmingham, AL 35203
(205) 458-3000

HERB VINCENT
Associate Commissioner
hvincent@sec.org

CHUCK DUNLAP
Director
cdunlap@sec.org
Football
Golf

CRAIG PINKERTON
Director
cpinkerton@sec.org
Men's Basketball
Soccer

SAMMY RIPPON
Director of Social & Digital Media
srippon@sec.org

TAMMY WILSON
Director
twilson@sec.org
Women's Basketball
Tennis

BEN BEATY
Assistant Director
bbeaty@sec.org
Baseball
Football
Track/Cross Country

JILL SKOTARCZAK
Assistant Director
jskotarczak@sec.org
Gymnastics
Softball
Swimming
Volleyball

Contents

The Southeastern Conference 2-3
SEC Media Services 4
SEC Milestones 5
Commissioner Greg Sankey 6
SEC Staff 7
SEC Sponsorship Program 8
Composite Schedule 9
SEC Television Schedule 10
Inclement Weather Policy 11
SEC Tournament 12
SEC Baseball Communications Contacts 13
Alabama 14
Arkansas 15
Auburn 16
Florida 17
Georgia 18
Kentucky 19
LSU 20
Ole Miss 21
Mississippi State 22
Missouri 23
South Carolina 24
Tennessee 25
Texas A&M 26
Vanderbilt 27
2020 Standings 28
2020 Statistics 29-30
2020 Honors 31
All-Time SEC Champions 32
All-Time SEC Standings 33
Annual Standings 34-41
SEC Statistical Leaders 42
Year-By-Year Individual Leaders 43-46
Year-By-Year Team Leaders 47-49
NCAA Statistical Champions 50-51
SEC Tournament History 52
SEC All-Tournament Teams 53-55
SEC Tournament Results 56-73
Records 74-84
First Team All-Americans 85-86
National Players of the Year 87
Annual SEC Awards 88
National Awards 89
SEC Weekly Honors 90-95
All-SEC Teams 96-104
Academic Honors 105-117
SEC in Major League Baseball 118-119
Coaching Records 120
NCAA Tournament History 121-123
Polls 124-132

Credits: *The 2021 Southeastern Conference Baseball Record Book is published by the Southeastern Conference Office, Greg Sankey, Commissioner. Permission to reprint materials in this publication, whether in whole or in part, must be obtained in writing from the editor. All information reproduced from this publication should credit the 2021 SEC Baseball Media Guide.* ***Editor:*** *Ben Beaty, Assistant Director of Communications;* ***Cover Design:*** *BC Romano, Director of Video and Creative Services*

THE SOUTHEASTERN CONFERENCE

IT JUST MEANS MORE.

Scholars. Champions. Leaders. These are the pillars of the Southeastern Conference, and together they represent the vision for an 87-year-old intercollegiate athletic conference that continues to experience unparalleled success. Ranging from record-breaking accomplishments by student-athletes and administrators to significant growth in media, sponsorship, and branding, the SEC continues to prove on every front why it is SECond to None.

The Conference continues to deliver record financial distributions to its member universities, which makes it possible for the Conference to support scholars through and beyond graduation, win championships in every sponsored varsity sport, and ultimately prepare young people to change the world.

The SEC's leadership believes strongly that intercollegiate athletic conferences have an obligation to aid in Student-Athlete Development and Achievement, both academically and athletically. As such, the SEC was the first conference to establish a Student-Athlete Career Tour designed to prepare students for professions after graduation, and this year the Conference again welcomed 28 students to Atlanta for a multi-day series of meetings and development. And the SEC has integrated its student-athlete leadership councils into its annual meetings to provide its young people a greater voice in their own collegiate experience.

The SEC continues to strengthen its relationships in Media and Sponsorship. The SEC Network is now available on every major cable provider and every nationwide, multi-channel subscription streaming service in the marketplace. The SEC Network also reaches 140 countries outside the U.S.

The SEC is a place where Innovation and Leadership are expected and pursued. However, the pursuit extends beyond championship rings and trophies to include officiating, administration, and other initiatives. For example, on the heels of its football and men's basketball collaborative replay success, this year the SEC became the first collegiate conference to introduce centralized video review in baseball.

The SEC has also amplified its position relative to Branding and Celebration efforts. As SECU was renamed "SEC Academic Relations," it heightened its focus on programs and activities designed to highlight the teaching, research and service accomplished on SEC campuses. The Conference also executed Year Four of the "It Just Means More" branding campaign, continuing its presence on radio, TV and online while saturating national championship cities with digital outdoor exposure.

The SEC's Athletic Achievements have historically been—and continue to be—unprecedented. The SEC continues to win national championships in multiple sports, including six national championship matchups since March 2017 that exclusively featured SEC teams (Women's Final Four, College World Series, College Football Playoff Championship and three times in Equestrian).

When the SEC kicked off its comprehensive "It Just Means More" marketing campaign, it set out to show the other side of the SEC: one of history, legacy, and an overall positive impact on our people, our communities, our state, and our nation. In addition to a series of television and radio spots, print advertisements, and a social media strategy, this year the SEC continued to expand the reach of its "It Just Means More" campaign through the utilization of outdoor digital signage in cities hosting significant events.

STUDENT-ATHLETE DEVELOPMENT AND ACHIEVEMENT IN 2018-19

Student-Athlete Career Tour

A total of 28 current and former Southeastern Conference student-athletes participated in the third SEC Career Tour in Atlanta in November 2019. The group visited the headquarters and met with executives and talent acquisition staff at several corporations including UPS, Children's Healthcare of Atlanta, The Home Depot and the Atlanta Hawks organization.

SEC Student-Athletes and Community Service

Each year the SEC awards a $5,000 scholarship to a male and female nominee from each school for the Brad Davis SEC Community Service Award, and $10,000 goes to the two student-athletes selected each year as the Brad Davis SEC Community Service Leaders of the Year. In 2019-20, Texas A&M University equestrian athlete Ann Elizabeth Tebow and Vanderbilt University football athlete Cody Markel were named winners of the prestigious award.

SEC in the NCAA's 2019 Today's Top 10

Kristin Quah of Vanderbilt University was among the 10 student-athletes from across the country named as recipient of the NCAA's 2020 Today's Top 10 Award, which recognizes former student-athletes for their successes in competition, in the classroom and in the community. Recipients completed their athletics eligibility during the 2018-19 academic year and were recognized at the NCAA Honors Celebration in January 2020 in Anaheim, Calif.

SEC In The NFL Draft

The SEC led the nation's conferences in NFL Draft picks for the 14th consecutive year in 2020 with 63 selections, the second most in SEC history. The SEC finished the first three rounds with 40 selections, which ties the all-time record for the most selections by a conference through the first four rounds. This marked the sixth straight year for the SEC to see 50 or more players taken in the NFL Draft. Only once in the last 25 years has another conference other than the SEC seen 50 or more players drafted.

SEC Celebrates Academic Achievement with Graduate Patch

A total of 140 football student-athletes wore the SEC Graduate Patch in 2019 post-season football bowl games. In 2018-19, more than 350 student-athletes wore the patch in all sports. The SEC introduced the patch in 2016 for student-athletes in all sports who have graduated but have not exhausted their eligibility. The SEC logo patch on their uniforms is replaced with a special patch highlighting the word "Graduate" underneath the conference logo. The patch is similar in design for all conference schools, but it is school-specific in color.

SEC BASEBALL SUCCESS

- A team from the SEC won the national championship for the 12th time as Vanderbilt claimed its second NCAA title in 2019. It was the conference's fifth national title in the last decade (2010-19) to go along with six national runner-up finishes and 26 overall College World Series appearances by nine different schools during that span.
- The SEC tied its record with four teams in the College World Series, comprising half of the CWS field. Mississippi State made its 11th trip to the College World Series, Arkansas its 10th trip, Auburn advanced to Omaha for the fifth time and first time since 1997, while Vanderbilt made its fourth appearance in Omaha.
- The SEC has now sent 65 teams to the College World Series since 1990. LSU has been to Omaha 15 times in that stretch, Florida 12 times, Mississippi State seven times, Arkansas and South Carolina six times, Georgia five times, Vanderbilt four times, while Alabama, Auburn and Tennessee have been three times each, and Texas A&M once as a member of the Southeastern Conference.
- SEC teams have won 12 of the last 30 national championships, with LSU winning six (1991, 1993, 1996, 1997, 2000, 2009), South Carolina (2010, 2011) and Vanderbilt (2014, 2019) winning two, Florida taking home the title in 2017, and Georgia claiming the 1990 title. The SEC has finished runner up 10 times in that span: 1997, 2002, 2005, 2008, 2011, 2012, 2013, 2015, 2017 and 2018.
- The SEC has had a team in the College World Series final in 11 of the last 12 years.
- For the third consecutive year, the SEC tied its own national record with six teams in the NCAA Super Regionals. Six SEC teams also reached the Super Regionals in 2004.

No other conference had more than four representatives in the Super Regionals.
• The SEC led all conferences with its 10 selections to the NCAA Tournament.
• Four SEC schools were selected as NCAA Regional host sites and national seeds - Vanderbilt, Georgia, Arkansas and Mississippi State.
• Vanderbilt won both the SEC regular season title and the SEC Tournament crown.
• Total attendance for the 2019 SEC Tournament was 162,699, which set a record. Five sessions drew more than 10,000 fans.
• SEC combined for a 320-88 (.786) non-conference record in 2019, which was best among all conferences.
• Total home attendance for all 14 SEC teams passed the two million mark for the ninth consecutive season. The top-five national attendance leaders were all from the SEC (LSU, Mississippi State, Arkansas, Ole Miss and South Carolina).
• Twenty-six Southeastern Conference baseball players were selected during the 2020 Major League Baseball Draft. The 26 picks represented 12 different SEC programs
• Seventy-eight baseball players formerly from Southeastern Conference universities were listed on 2020 Major League Baseball Opening Day 30-man rosters.
• Five former Southeastern Conference baseball players were listed on World Series rosters in 2020.

MEDICAL TASK FORCE GUIDES SEC PREPARATION

A task force comprised of medical professionals representing the 14 universities of the Southeastern Conference has guiding the SEC as it prepares for membership decisions related to the return of athletics activities, including team gatherings, practices, conditioning and competition.

The SEC's Return to Activity and Medical Guidance Task Force began meeting by video conference in April 2020 and updates from these meetings are provided to SEC Presidents and Chancellors and Athletics Directors at regular intervals. Any policy changes related to return to athletics activity will be approved by the Conference membership.

The task force is responsible for identifying recommended protocols and best practices for guiding the safe return to in-person on-campus meetings, individual workouts, out-of-season activities and skill instruction, and practice activities for student-athletes and coaches; identifying the desired amount of practice and training time required to safely acclimate student-athletes into competition; and identifying opportunities for a return to competition, including considerations for student-athletes, administrators, support staff, officials and fans.

The SEC has previously enacted proactive measures to mitigate the impact of the virus and protect the health and safety of student-athletes, administrators, officials and fans. To date, actions of the Conference include the cancellation of all athletic contests, including conference and non-conference competition, and SEC Championship events for the remainder of the 2020 spring season. The SEC has also suspended all in-person athletics activities, voluntary or required, including practices, individual and team workouts through at least May 31 (subject to adjustment based upon public health information), and has ceased operation of camps and coaches clinics through at least July 31.

Members of the SEC's Return to Activity and Medical Guidance Task Force are: Dr. Jimmy Robinson, University of Alabama-Head Team Physician and Medical Director; Dr. Ramon Ylanan, University of Arkansas, Sports Medicine/Team Physician; Dr. Mike Goodlett, Auburn University, Chief Medical Officer/Team Physician; Dr. Jay Clugston, University of Florida, Team Physician; Ron Courson, University of Georgia, Senior Associate. Athletics Director/Sports Medicine; Jim Madaleno, University of Kentucky, Executive Associate Athletics Director/Sports Medicine and Performance; Dr. Catherine O'Neal, LSUHSC Assistant Professor of Medicine, Infectious Diseases; Dr. Marshall Crowther, University of Mississippi, Medical Director/Sports Medicine Physician; Dr. Cliff Story, Mississippi State University, Director of University Health Services; Dr. Stevan Whitt, University of Missouri, Associate Professor of Medicine, Divisions of Pulmonary and Critical Care Medicine and Infectious Diseases; Senior Associate Dean for Clinical Affairs, University of Missouri School of Medicine, Chief Clinical Officer; Dr. Zoë Foster, University of South Carolina, Program Director, Primary Care Sports Medicine Fellowship; Dr. Chris Klenck, University of Tennessee, Head Team Physician; Dr. Shawn Gibbs, Texas A&M University, Dean of School of Public Health; Dr. Warne Fitch, Vanderbilt University, Associate Professor of Emergency Medicine, Associate Professor of Orthopedics.

SEC COUNCIL ON RACIAL EQUITY AND SOCIAL JUSTICE

In August 2020, the Southeastern Conference announced creation of the SEC Council on Racial Equity and Social Justice, a league-wide body consisting of a diverse group of student-athletes,administrators, coaches and SEC staff.

The Council will identify resources, outline strategies and assist with implementation of efforts that, when taken together, will promote racial equity and social justice,while also fostering diversity, helping overcome racism and pursuing non-discrimination in intercollegiate athletics.

"An important movement has been ignited around the equitable treatment of all underrepresented minorities, and the SEC is determined to be a leader in the pursuit of meaningful and lasting change," said SEC Commissioner Greg Sankey. "With the Council as our guide, we will develop an action agenda built on the foundation that all are created equal and ensure this truth echoes across our stadiums, our arenas, our campuses, our communities, our states and our nation."

Members of the Council include individuals from within the Conference's existing student-athlete engagement program - a multi-faceted effort involving more than 60 student leaders in football, men's basketball, women's basketball and all other SEC sponsored sports. Racial equity and social justice will be required discussions during all student-athlete leadership and advisory council meetings, while those groups' chairs, vice chairs and/or other identified leaders will participate in Council meetings.

In addition, the Council will include administrative leaders from each campus and head coaches from each SEC sport (see full list below), who will regularly meet with SEC student-athletes to better understand and respond to their questions and concerns.

"Today's youth are our leaders and change agents of tomorrow, and by listening, asking and seeking their insights and counsel, we have begun the shared journey toward racial equality," said Sankey.

Alongside student-athletes, the SEC gathered perspectives from a range of stakeholders across its 14 campuses, including presidents and chancellors, directors of athletics, senior woman administrators, faculty athletics representatives, various sport head coaches, mental health professionals and the SEC staff.

Those discussions helped create a framework for the Council, which will provide ongoing guidance to the SEC office and updates to Conference leaders at regular intervals. The Council will initially focus on the following five strategic areas:

• Increasing Access and Representation for Underrepresented Minorities
• Providing Enhanced Support for Underrepresented Minorities
• Improving Education on Racial and Social Issues for All Stakeholders
• Deepening Commitments to Local Communities
• Raising Awareness of Racial Inequity and Social Injustice

Among other efforts, the Council will be tasked with identifying resources related to racial equity and social justice for educational and professional development programs for athletics department staff, coaches and student-athletes; outlining support mechanisms for underrepresented minorities within the athletics department; and identifying opportunities for the SEC to bolster ongoing university and athletics department diversity, equity and inclusion initiatives. In addition, the Council will advise athletics departments and the Conference office on ways student-athletes, coaches and staff may fulfill their ongoing civic responsibilities in the electoral process.

MEDIA SERVICES

Players of the Week
The SEC will name a player, freshman and pitcher of the week each Monday beginning Feb. 22. The awards will be released for Monday afternoon publication and announced in the weekly SEC baseball release. Nominations for the awards are made each week by the baseball sports information contacts at each SEC institution. The award winners are chosen by a vote of the SEC communications staff.

SECSports.com
The Southeastern Conference has established a dynamic presence on the Internet with its official site on the World Wide Web - www.secsports.com and www.secnetwork.com.

SEC baseball information is updated daily. The site will contain standings, schedules, results, and notes on the SEC and each team. SEC baseball information also is available via e-mail. Contact the SEC Communications Office for details. Follow @SEC for the latest happenings on baseball in the SEC, including complete SEC and NCAA Tournament coverage.

SECSportsMedia.com
All information is now available directly from the SEC's media web site, www.secsportsmedia.com. All the latest stats, notes, releases, etc. are available as soon as released from the conference office. Through the services of Sports Systems, the SEC has a digital image platform that gives you access to the SEC's latest photographs, images and logos. To access the platform, go to www.secportsmedia.com and click on the icon. SEC Information is available 24 hours a day, seven days a week on the SEC media website. The SEC baseball release will be available each Tuesday (Feb. 18 through June) on the league's media site and regular website, www.secsports.com. Standings and results will be updated each weekday throughout the season on the regular website, while statistics will be updated each Monday and Thursday throughout conference play (beginning mid-March).

SEC Network
SEC baseball teams have received unprecedented exposure since the launch of the SEC Network. More than 75 Southeastern Conference baseball games have been slated to air across ESPN networks, including the SEC Network. In addition to those games, more than 350 matchups will be digitally exclusive SEC Network + events available on SECNetwork.com and WatchESPN.

SEC Network and ESPN2 conclude the regular season with comprehensive coverage of the SEC Baseball Tournament, marking the fifth consecutive year that the entire tournament will air on national television.

Email List
Press releases and information pertaining to SEC baseball will be emailed to the media throughout the year. Accredited media can register for the SEC's mailing lists at www.secsportsmedia.com.

Social Media
- Facebook: like the page called "Southeastern Conference"
- Twitter: @SEC
- Instagram: @SEC

SEC Tournament
Media credential requests for the 2021 SEC Tournament in Hoover will be available online at www.Sportssystems.com/SECCredentials later in the season. For further information concerning media coverage of the 2020 SEC Tournament, please contact the SEC Communications Office.

Tickets to the 2021 SEC Tournament may be purchased through www.secsports.com.

SEC Baseball Communications Contacts

Alabama
Alex Thompson
Cell/Press Box: (440) 666-7615
athompson@ia.ua.edu | www. rolltide.com

Arkansas
Kyle Parkinson
Cell: 497-871-0817| Press Box: (479) 575-4141
kparkin@uark.edu | www.arkansasrazorbacks.com

Auburn
George Nunnelley
Cell: (502) 609-9982 | Press Box: (334) 844-4138
gnunnelley@auburn.edu | www.auburntigers.com

Florida
Zach Dirlam
Cell: (352) 262-83887 | Press Box: (352) 375-4683 ext. 4355
ZachD@gators.ufl.edu | www.floridagators.com

Georgia
Christopher Lakos
Cell: (706) 714-2394 | Press Box: (706) 542-6161
clakos@sports.uga.edu | www.georgiadogs.com

Kentucky
Matt May
Cell: (859) 806-7463 | Press Box: (859) 257-9011
matt.may@uky.edu | www.ukathletics.com

LSU
Bill Franques
Cell: (225) 241-4359 | Press Box: (225) 578-4149
wfranques@lsu.edu | www.lsusports.net

Ole Miss
Alex Sims
Cell: (662) 816-9610 | Press Box: (662) 915-7858
apsims@olemiss.edu | www.olemisssports.com

Mississippi State
Greg Campbell
Cell: (814) 876-0824 | Press Box: (662) 325-3776
gcampbell@athletics.msstate.edu | www.hailstate.com

Missouri
Andy Oldenburg
Cell: (573) 289-8263 | Press Box: (573) 884-8912
oldenburga@missouri.edu | www.mutigers.com

South Carolina
Kent Reichert
Cell: (734) 548-0878 | Press Box: (803) 777-6648
kentr2@mailbox.sc.edu | www.gamecocksonline.com

Tennessee
Sean Barows
Cell: (561) 312-9432 | Press Box: (865) 974-3376
sbarows@utk.edu | www.utsports.com

Texas A&M
Thomas Dick
Cell: (512) 784-2153 | Press Box: (979) 458-3604
tddick@athletics.tamu.edu | www.12thman.com

Vanderbilt
Josh Foster
Cell: (205) 213-5091 | Press Box: (615) 320-0436
joshua.foster@vanderbilt.edu | www.vucommodores.com

December 8-9, 1932: At the annual Southern Conference meeting in Knoxville, Tenn., the 13 members west and south of the Appalachian Mountains reorganized as the Southeastern Conference.
1933: With an 8-1 record, Georgia wins the first ever SEC Baseball Championship. November 30, 1933: Alabama defeats Vanderbilt 7-0 to finish 5-0-1 in the conference and capture the SEC's first football title.
August 21, 1940: Martin S. Conner, former governor of Mississippi, takes office as the first commissioner of the SEC in Jackson, Miss.
February 21, 1948: Former LSU coach Bernie H. Moore appointed the SEC's second commissioner and conference office moves to Birmingham, Ala.
March 23, 1948: Two years removed from winning the NIT title, Kentucky wins its first national championship with a 58-42 victory over Baylor.
1950: Alabama becomes the first SEC team to advance to the College World Series.
October 20, 1951: The Alabama-Tennessee football game, played at Birmingham's Legion Field, becomes the first televised event in SEC history.
1959: SEC Baseball expands to include the Eastern and Western divisions.
April 1, 1966: A.M. (Tonto) Coleman succeeds Moore as the conference's third commissioner.
August 1, 1972: Dr. H. Boyd McWhorter becomes the league's fourth commissioner.
January 1, 1977: The SEC begins its long-standing agreement with the Sugar Bowl to send its champion to New Orleans as Georgia faced Pittsburgh.
1977: In Oxford, Miss., Ole Miss wins the first ever SEC Tournament.
July, 1983: The SEC signs agreement with the Turner Broadcasting System to begin airing a "Game of the Week" beginning in the fall of 1984.
1983: Alabama's Dave Magadan sets the single season batting average record with a .525 on the year. Magadan would become the SEC's first national player of the year that season.
September 15, 1986: Dr. Harvey W. Schiller succeeds McWhorter as SEC Commissioner.
January 10, 1990: Roy F. Kramer becomes the conference's sixth commissioner.
1990: The first ever neutral site SEC Tournament is held in Hoover, Ala., where Mississippi State and LSU were declared co-champions due to lighting during the championship game.
1990: Georgia wins the SEC's first national championship in baseball.
August 1, 1990: Arkansas accepts invitation to become the SEC's 11th member.
September 25, 1990: South Carolina accepts invitation to become 12th member of the SEC.
December 5, 1992: SEC hosts the nation's first Division IA conference football championship game at Legion Field. Alabama defeats Florida 28-21 to win the 1992 SEC crown and the league's USF&G Sugar Bowl berth.
February 11, 1994: SEC announces multi-sport television agreement with CBS Sports to televise SEC football (1996-2001), men's basketball and women's basketball (1994-95 through 2000-2001).
February 25, 1994: SEC announces that the membership has voted to play the 1994 and 1995 Football Championship Games in Atlanta's Georgia Dome. On June 1, 1995, the conference extended the agreement with the Georgia Dome through 1998 and on May 29, 1997, the SEC further extended the agreement through 2001.
August 4, 1994: A group of Division I-A conferences, including the SEC, select the Fiesta, Sugar and Orange Bowls as hosts for the Bowl Alliance games beginning at the conclusion of the 1995 regular season. For the first time since the 1976 season, the SEC champion will not contractually serve as the host team in the Sugar Bowl.
1996: One of the most famous plays in college baseball history occurs as LSU's Warren Morris hits a walk-off home run to beat Miami 9-8 in the CWS National Championship Game.
1997: LSU's Brandon Larson becomes the SEC's single season home run champion by belting 40 on the year. The SEC has four teams advance to Omaha.
February 2, 1998: SEC announces it has reached a multi-year extension with CBS Sports to broadcast its football and men's and women's basketball games. Beginning in 2001, CBS expanded its SEC football commitment and provides exclusive national network broadcasts of SEC home games and its basketball coverage will continue to expand nationally.
May 23, 1999: The largest crowd in the history of the SEC Baseball Tournament, 16,165, gather to watch Alabama face Arkansas in the finals.
June 7, 1999: SEC announces it has reached a multi-year extension with ESPN to televise football and men's and women's basketball for the next eight seasons.
2001: After winning five national championships in ten seasons, Skip Bertman retires as head coach of LSU to assume the role of LSU Athletic Director.
December 6, 2001: The SEC and CBS Sports announce an agreement for the network to televise the SEC Football Championship Game each year through 2008.
March 12, 2002: Roy F. Kramer announces his retirement as the SEC's sixth commissioner, effective when a new commissioner is named. During his tenure as the SEC commissioner, the league won 85 national championships and the league distributed more than $654 million back to its member institutions.
July 2, 2002: Michael L. Slive becomes the seventh Commissioner of the SEC.
June 4, 2004: The SEC Task Force on Compliance and Enforcement issues its report at the 2004 SEC Spring Meetings. The report is unanimously accepted by the 12 member institutions calls for having none of its schools on NCAA probation within the next five years.
2004: For the second time in history, four SEC teams advance to the College World Series.
February 23, 2005: SEC announces the formation of its Academic Consortium, which will link academic resources of its 12 member institutions.
2007: National Player of the Year David Price of Vanderbilt selected as the first pick in the MLB Draft.
August 14, 2008: CBS Sports and the SEC announce a 15-year agreement to extend broadcasts of SEC football and basketball games.
August 25, 2008: ESPN and the SEC announce a 15-year agreement beginning in 2009-10 through 2023-24. It is the longest national rights agreement in ESPN history. ESPN entities (ESPN, ESPN on ABC, ESPN2, ESPNU, ESPN Regional Television, ESPN360.com, ESPN Mobile TV, ESPN GamePlan, ESPN Full Court, ESPN International, ESPN Deportes, ESPN Classic) will carry more than 5,500 SEC events including football, men's and women's basketball, Olympic sports and SEC Championships.
2008: Every game from the SEC Tournament televised in high-definition for the first time. The SEC's winningest coach of all time, Ron Polk of Mississippi State, retires.
2009: LSU wins the SEC's seventh national championship since 1990.
2010: The number of regular season SEC baseball telecasts more than triples with the leagues' new television contract with ESPN. A pitch clock is implemented at the SEC Baseball Tournament in Hoover.
2011: ESPN announces a Thursday night, primetime SEC Baseball Game of the Week to air on ESPNU starting in early April. Over 100 SEC regular season baseball games are televised.
June 2011: South Carolina and Florida meet in Omaha in an All-SEC National Championship Series. The Gamecocks won their second straight national title, the third in a row for the SEC.
Fall 2011: League announces that Texas A&M and Missouri will join the conference effective July 1, 2012, with competition to begin in all sports for the 2012-13 academic year.
January 2012: Florida and South Carolina begin the season ranked No. 1 & No. 2, respectively. SEC announces will expand conference tournament to 10 teams.
May 2012: SEC Tournament expands to 10 teams, setting a new attendance record with 129,112 total fans in attendance for the event.
June 2012: South Carolina advances to the CWS Finals for the third straight season and fifth straight for SEC. Ray Tanner retires as USC head coach, becoming the school's athletic director.
May 2013: SEC Baseball Tournament expands to 12 teams.
May 2, 2013: The SEC, in conjunction with ESPN, announces the creation of The SEC Network, set to launch in August of 2014.
June 2013: Mississippi State advances to the College World Series finals, the first in school history and the sixth consecutive season for the SEC to reach the CWS Championship Series.
June 2014: League distributes $309.6 million in revenue to its members. The $309.6 million is the highest total ever distributed in SEC history.
June 25, 2014: Vanderbilt wins the first NCAA Baseball Championship in program history. The title is the fourth in the last six years for the SEC. An NCAA-record 10 SEC baseball teams advanced to NCAA Regionals in 2014.
August 14, 2014: The SEC Network, a multi-plaform network, which airs SEC content 24/7 including more than 1,000 live events in its first year, launches.
May 29, 2015: League distributes a record $455.8 among its 14 institutions.
June 1, 2015: Gregory A. Sankey becomes SEC's eighth commissioner.
June 24, 2015: Vanderbilt finishes as the NCAA baseball runner-up. Four of the eight teams in the 2015 CWS field were from the SEC.
May 30, 2016: A record four SEC teams selected as national seeds for the NCAA Division I Baseball Championship.
June 2017: Florida and LSU meet in Omaha in an All-SEC National Championship Series. The Gators win the program's first national title. The SEC leads all conferences with three teams in the College World Series; Texas A&M was the third.
June 2019: The SEC ties its record with four teams in the College World Series, comprising half of the CWS field.

SEC COMMISSIONER

Greg Sankey
Commissioner
Southeastern Conference

Greg Sankey became the eighth Commissioner of the Southeastern Conference on June 1, 2015, and immediately embarked on a journey to build upon the SEC's recognized success, strong foundations and rich traditions.

Sankey has successfully introduced change and advancement for the conference while respecting the institutional traditions that make the SEC unique. With an understanding of the highly competitive environment of college sports, he has fostered the collaborative culture of the SEC that sets the conference apart and supports its continuing success. Sankey brings a big picture approach to his position through continuing focus on a vision that positions the SEC to leverage its athletics success and popularity for a greater overall cultural and economic impact on the region, the nation and the world.

During his first major address as Commissioner, he introduced his concept of "Scholars. Champions. Leaders." to describe the ultimate potential of the SEC. "Educating scholars and supporting champions provides the platform for developing leaders who will influence the world," Sankey said in his opening remarks at SEC Football Media Days in 2015.

Advocating for Student-Athlete Opportunity

Now in his sixth year as Commissioner of the SEC, Sankey has established himself as an advocate for the student-athlete, creating a framework to provide young people in the Conference with challenging leadership opportunities and expanded resources to succeed at the highest levels of academic and competitive success. New student-athlete focused initiatives under Sankey's leadership include:

• Creation of a new position in the SEC office for a Director of Student-Athlete Engagement, a role focused on offering student-athletes the opportunity to participate in Conference leadership and prepare for life after their intercollegiate athletics participation concludes. (August 2015)

• Introduction of Student-Athlete Leadership Councils for Football, Men's Basketball and Women's Basketball which, in addition to the Conference's longstanding Student-Athlete Advisory Committee, provide student-athletes with enhanced opportunities to engage with campus leaders and Conference office staff. (May 2016)

• Introduction of a Student-Athlete Career Tour during SEC Football Championship Week in Atlanta, which annually provides a group of student-athletes with opportunities to engage in career exploration with high level corporations and businesses. (December 2016, 2017, 2018)

• Expansion of the student-athlete role at the annual SEC Spring Meetings when student-athlete leaders participate in a robust agenda of interaction with administrators and coaches to provide their perspectives to Conference leaders. (May 2017, 2018, 2019)

• Increased funding for the SEC H. Boyd McWhorter Post-Graduate Scholarship, established in 1986 to honor outstanding student-athletes in the SEC for their accomplishments in athletics and academics. The value of the post-graduate scholarships increased to $20,000 each for the two winners and $10,000 each for the 26 finalists. (December 2017)

Advancing The Conference

Sankey has been intentional and diligent in addressing issues critical to college athletics, with an emphasis on integrity, ethics and sportsmanship:

• Appointed a Working Group on Student-Athlete Conduct to develop recommendations for updated Conference policies governing conduct expectations for student-athletes. As a result, the SEC adopted a serious misconduct policy governing transfers that has served as a model for similar policies subsequently adopted by other conferences and institutions (June 2016, expanded definition June 2017), and later expanded the policy to include all incoming prospective student-athletes. (June 2018)

• Appointed a Working Group on Compliance, Enforcement and Governance, designed to review and update principles which form the foundation of the Conference membership's commitment to SEC and NCAA rules compliance.

• Amended an SEC Bylaw to now require a university president or chancellor to consult directly with the SEC Commissioner before hiring someone "who has engaged in unethical conduct as defined under NCAA Bylaws or who has participated in activity that resulted, or may result, in a Level I, Level II, or major infraction." (June 2017)

• Appointed a Task Force on Sports Gambling to identify issues and solutions with the goal of working with other leaders in sports, both on the collegiate and professional level, as well as governmental leaders, to educate student-athletes on issues related to sports wagering and ensure the integrity of athletics events. (July 2018)

• Created the SEC Council on Racial Equity and Social Justice, a league-wide body consisting of a diverse group of student-athletes, administrators, coaches and SEC staff. The purpose of the Council is to identify resources, outline strategies and assist with implementation of efforts that, when taken together, will promote racial equity and social justice, while also fostering diversity, helping overcome racism and pursuing non-discrimination in intercollegiate athletics. (August 2020)

Sankey prioritized the enhancement of Conference championship events to meet the goal of providing student-athletes with life-long memories and exceptional experiences for fans, which has included:

• An agreement with Atlanta's new Mercedes Benz Stadium to serve as the long-term home for the SEC Football Championship Game. (September 2015)

• An agreement with the City of Hoover, AL, to continue as host of the SEC Baseball Tournament after the city committed to construction of a $70 million baseball campus to enhance the baseball tournament experience for student-athletes and fans. (June 2016)

• Engagement with a security consulting firm to review and develop consistent and effective security plans for SEC Championship events. (August 2016)

• A three-year agreement with Greenville, SC, to provide a multi-year home for the SEC Women's Basketball Tournament at Bon Secours Wellness Arena. (May 2018)

Sankey has focused resources on the development of Conference officiating with a series of measures blending technology with effective leadership to create greater accuracy and consistency for officiating in all sports, including:

• Hiring new coordinators of officials in the sports of men's basketball, women's basketball and softball.

• Working with the NCAA to gain approval for a collaborative instant replay process in the sport of football, which was implemented successfully beginning with the Fall 2016 season. (May 2016)

• Collaborating with the American Athletic and ASUN conferences to create a men's basketball officiating consortium, later adding the Sun Belt Conference and Southwestern Athletic Conference. (July 2016, May 2017, June 2020)

• Securing NCAA approval to implement a collaborative instant replay process in the sport of men's basketball beginning with the 2017-18 season. (May 2017)

• Engaging in a consulting agreement with Bob Delaney, an accomplished former NBA official and executive with extensive experience in leadership training, to assume the role of Special Advisor for Officiating Development and Performance. (August 2018)

• Working with the NCAA to expand the number of permissible plays evaluated through video replay in the sport of baseball for the 2018 season (August 2017), and implementing the first centralized replay system in the sport the following year. (March 2019)

• Commissioning Deloitte's Advisory practice to conduct a comprehensive analysis to identify best practices and program standards for the SEC Football Officiating Program. (January 2019)

Another priority under Sankey's leadership is growing exposure for the Conference and effectively publicizing success stories of the SEC. Strategies pursued to achieve this objective include:

• Engagement with The Richards Group, a renowned national marketing agency, to develop a comprehensive branding campaign. The theme – "It Just Means More" – communicates the history, legacy and overall positive impact the SEC has on its region, the nation and the world. (January 2016)

• Introduction of the SEC Graduate Patch, a logo placed on the uniforms of every sport displayed by SEC student-athletes who have earned their undergraduate degree and are continuing their participation in intercollegiate athletics. (October 2016)

• Ongoing collaboration with the SEC Network to create unique exposure opportunities for Conference universities, teams and student-athletes, including behind-the-scenes programming, expanding live championship coverage for Olympic Sports and other unique programming.

• An agreement with SiriusXM to create the first college branded satellite radio channel, SiriusXM SEC Radio, an exclusive 24/7 audio channel dedicated to SEC sports. (November 2017)

• Move of SEC Football Media Days to a new market, taking the signature event to the College Football Hall of Fame in Atlanta while adding a fan event in Centennial Olympic Park to expand the kickoff week to five days of activities. (July 2018)

A Career In College Athletics

On March 12, 2015, the Presidents and Chancellors of the SEC announced Greg Sankey would succeed Mike Slive as Commissioner of the SEC.

Sankey, 56, first joined the SEC staff in 2002 as Associate Commissioner for Governance, Enforcement and Compliance and later added supervision of the league's championships staff to his responsibilities. He was elevated to Executive Associate Commissioner and Chief Operating Officer for the league office in 2012, becoming responsible for the day-to-day operation of the SEC Office.

Sankey has been active within the NCAA committee structure. He has served on the Division I Legislative Council, the Committee on Academic Performance and the NCAA Committee on Infractions, and most recently served on the Enforcement/Infractions Working Group created to address recommendations from the independent Commission on College Basketball.

Before moving to the SEC, Sankey served as Commissioner of the Southland Conference for nearly seven years. He joined the Southland Conference staff in 1992 where he served as both assistant and associate commissioner before he was named its Commissioner in 1996 at the age of 31.

Prior to his term at the Southland Conference, he was Director of Compliance and Academic Services at Northwestern State University in Natchitoches, LA. While at Northwestern State, Sankey also coached the Demons' golf teams for two years, earning the Golf Coaches Association of America District VI Coach of the Year award in 1991. Before his tenure at Northwestern State, he was the Director of Intramural Sports at Utica College in upstate New York.

A native of Auburn, NY, Sankey earned his master's degree from Syracuse University and his undergraduate degree from the State University of New York College at Cortland. Sankey and his wife, Cathy, reside in Birmingham, AL, and have two adult daughters, Hannah and Moriah.

SEC STAFF

GREG SANKEY
Commissioner

MARK WOMACK
Executive Associate Commissioner/CFO



CHARLIE HUSSEY
AssociateCommissioner/ COO

TIFFANY DANIELS
Associate Commissioner/ SWA

DR. TORIE JOHNSON
Associate Commissioner/ Academic Relations

WILLIAM KING
Associate Commissioner/ Legal Affairs & Compliance

DAN LEIBOVITZ
Associate Commissioner/ Men's Basketball

HERB VINCENT
Associate Commissioner/ Communications

CHRIS WALDSMITH
Associate Commissioner/ Finance

DAVID BATSON
Assistant Commissioner/ Compliance

MATT BOYER
Assistant Commissioner/ Compliance

BYRON HATCH
Assistant Commissioner/ Championships

KATHRYN SWITZER
Executive Associate to Commissioner

SYLVIA HAGAN BARNES
Director of Officiating Administration

MISTY BROWN
Director of Student-Athlete Engagement

COLE CUNNINGHAM
Director of Video Operations-Football

CHUCK DUNLAP
Director of Communications



JOHN GIBSON
Director of Championships

RANDALL MALONE
Director of Video Operations-Basketball

CRAIG PINKERTON
Director of Communications

SAMMY RIPPON
Director of Social & Digital Media

B.C. ROMANO
Director of Video and Creative Services

JIM SULLIVAN
Director of Championship Ticket Operations

LAUREN TAYLOR
Director of Marketing & Competition

TAMMY WILSON
Director of Communications

RYAN AJONG
Assistant Director of Video Operations

ALLY BATTE
Assistant Director of Financial Operations

BEN BEATY
Assistant Director of Communications

KORY DAHLEN
Assistant Director of Competition

MIKE MIMS
Assistant Director of Championship Ticket Operations

GRACE SANDERS
Assistant Director of Football Administration

JILL SKOTARCZAK
Assistant Director of Communications

KELSEY TAYLOR
Assistant Director of Academic Relations

SCOTTY THURMAN
Assistant Director of Compliance

TITUS THOMAS
Video Coordinator

MEREDITH BRADY
Administrative Assistant, Competition

DONNA MOORE
Administrative Assistant, Compliance

MELINDA CALDERINI
Coordinator of First Impressions

EVANGELINE PRESTON
Academic Relations Coordinator

JOHN MCDAID
Coordinstor of Football Officials

PAUL GUILLIE
Coordinator of Baseball Umpires

LARRY TEMPLETON
Consultant to Commissioner

SOUTHEASTERN CONFERENCE

Official Sponsor Program

The Southeastern Conference Official Sponsor program began in 1988 with three companies dedicated to intercollegiate athletics and higher education. Now supported by many of the nation's top corporations, this program has evolved into the most successful of its kind.

Each member of the SEC Official Sponsor team shows its commitment to the future of intercollegiate athletics with contributions to SEC Youth Clinics, SEC Scholarship Programs, SEC Academic Enhancement Programs, Championship Grants, FanFare and Legends Programs.

The corporations also conduct consumer promotions designed to increase sales and brand awareness. These promotions also increase public awareness of the member institutions of the SEC, which in turn supports increased ticket sales and high television and radio ratings.

In addition to the broad spectrum of benefits provided by these contributions, each SEC institution is a direct beneficiary of the program.SEC Official Sponsors are: Academy Sports + Outdoors, ABac, Allstate Insurance, Dr Pepper, Farm Rich, Gatorade, Johnsonville, Mercedes-Benz, Regions Bank and Velveeta.

Program Mission

The mission of the corporate sponsor program is:

1. To develop marketing and promotional activities that benefit the SEC, its member institutions and the participating corporations;
2. To emphasize the positive role of athletics in our society; and
3. To provide funding for youth clinics, championship events and academic enhancement programs.

SEC Licensing Program

The Southeastern Conference markets its registered marks (Southeastern Conference, SEC, SEC Seal and SEC logos) through a licensing program with the Collegiate Licensing Company. The SEC began its licensing program in 1988 to protect the use of its name and insignias and to ensure that its member institutions benefit from the use and sale of items bearing its name and/or logos.

The program also ensures that manufacturers and retailers market only the highest-quality merchandise using the conference name and logos. The SEC has joined a significant number of colleges and universities throughout the country to bring about consistency in the marketplace for officially-licensed collegiate products.

SEC Official Sponsors

2021 SEC BASEBALL SCHEDULE

Date Team	1 March 19-21	2 March 26-28	3 April 2-4	4 April 9-11	5 April 16-18	6 April 23-25	7 April 30-May 2	8 May 7-9	9 May 14-16	10 May 20-22
ALABAMA	@AR	UM	UT	@AM	AU	@UK	MO	@VU	@LS	MS
ARKANSAS	UA	@MS	AU	@UM	AM	@SC	@LS	UG	@UT	UF
AUBURN	@UM	UK	@AR	MS	@UA	UF	@UG	LS	AM	@MO
FLORIDA	AM	@SC	UM	@UT	MO	@AU	VU	@UK	UG	@AR
GEORGIA	UT	@AM	SC	@VU	UK	@MO	AU	@AR	@UF	UM
KENTUCKY	MO	@AU	@MS	LS	@UG	UA	@UT	UF	SC	@VU
LSU	MS	@UT	VU	@UK	SC	@UM	AR	@AU	UA	@AM
OLE MISS	AU	@UA	@UF	AR	@MS	LS	SC	@AM	VU	@UG
MISSISSIPPI STATE	@LS	AR	UK	@AU	UM	@VU	AM	@SC	MO	@UA
MISSOURI	@UK	VU	AM	@SC	@UF	UG	@UA	UT	@MS	AU
SOUTH CAROLINA	@VU	UF	@UG	MO	@LS	AR	@UM	MS	@UK	UT
TENNESSEE	@UG	LS	@UA	UF	VU	@AM	UK	@MO	AR	@SC
TEXAS A&M	@UF	UG	@MO	UA	@AR	UT	@MS	UM	@AU	LS
VANDERBILT	SC	@MO	@LS	UG	@UT	MS	@UF	UA	@UM	UK

2021 SEC BASEBALL TOURNAMENT • MAY 25-30 • HOOVER, ALABAMA

SEC TELEVISION SCHEDULE

DATE	TIME (ET)	GAME	NETWORK
Fri., Feb. 19	3:00 p.m.	Miami at Florida	SECN
Sun., March 7	12:00 p.m.	Mercer at South Carolina	SECN
Tues., March 9	7:00 p.m.	South Alabama at Alabama	SECN
Sat., March 13	3:00 p.m.	Little Rock at Auburn	SECN
Sat., March 13	8:00 p.m.	Baylor at LSU	SECN
Tues., March 16	6:00 p.m.	Oklahoma at Arkansas	SECN
Thurs. , March 18	7:00 p.m.	Texas A&M at Florida	SECN
Fri., March 19	7:00 p.m.	Mississippi State at LSU	SECN
Sat., March 20	12:00 p.m.	South Carolina at Vanderbilt	SECN
Sun., March 21	12:00 p.m.	Missouri at Kentucky	SECN
Sun., March 21	3:00 p.m.	Alabama at Arkansas	SECN
Thurs., March 25	7:00 p.m.	Vanderbilt at Missouri	SECN
Thurs., March 25	7:00 p.m.	Ole Miss at Alabama	ESPNU
Fri., March 26	7:00 p.m.	Georgia at Texas A&M	SECN
Sat., March 27	2:00 p.m.	Ole Miss at Alabama	SECN
Sat., March 27	7:00 p.m.	Kentucky at Auburn	SECN
Sun., March 28	12:00 p.m.	Florida at South Carolina	SECN
Sun., March 28	3:00 p.m.	Arkansas at Mississippi State	SECN
Tues., March 30	7:00 p.m.	Texas at Texas A&M	ESPNU
Thurs., April 1	7:30 p.m.	Kentucky at Mississippi State	ESPNU
Thurs., April 1	8:00 p.m.	Ole Miss at Florida	SECN
Fri., April 2	7:00 p.m.	Kentucky at Mississippi State	SECN
Fri., April 2	9:00 p.m.	Vanderbilt at LSU	ESPNU
Sat., April 3	4:00 p.m.	Texas A&M at Missouri	SECN
Sat., April 3	7:00 p.m.	Tennessee at Alabama	SECN
Sun., April 4	12:00 p.m.	Tennessee at Alabama	SECN
Tues., April 6	7:00 p.m.	North Carolina vs. South Carolina	SECN
Thurs., April 8	7:00 p.m.	Georgia at Vanderbilt	SECN
Fri., April 9	7:00 p.m.	Arkansas at Ole Miss	SECN
Sat., April 10	2:00 p.m.	LSU at Kentucky	SECN
Sat., April 10	7:00 p.m.	Florida at Tennessee	SECN
Sun., April 11	12:00 p.m.	Missouri at South Carolina	SECN
Sun., April 11	3:00 p.m.	Mississippi State at Auburn	SECN
Tues., April 13	7:00 p.m.	Florida State at Florida	SECN
Thurs., April 15	7:00 p.m.	Auburn at Alabama	SECN
Thurs., April 15	7:30 p.m.	South Carolina at LSU	ESPNU
Fri., April 16	7:00 p.m.	Ole Miss at Mississippi State	SECN
Sat., April 17	4:00 p.m.	Vanderbilt at Tennessee	SECN
Sat., April 17	7:00 p.m.	Kentucky at Georgia	SECN
Sun., April 18	2:30 p.m.	Vanderbilt at Tennessee	ESPNU
Tues., April 20	5:00 p.m.	Louisville at Kentucky	ESPNU
Tues., April 20	7:00 p.m.	Clemson at Georgia	SECN
Thurs., April 22	7:00 p.m.	Arkansas at South Carolina	SECN
Thurs., April 22	8:00 p.m.	LSU at Ole Miss	ESPNU
Fri., April 23	8:00 p.m.	Mississippi State at Vanderbilt	SECN
Sat., April 24	12:00 p.m.	Florida at Auburn	SECN
Sat., April 24	5:00 p.m.	Georgia at Missouri	SECN
Sat., April 24	8:00 p.m.	Mississippi State at Vanderbilt	ESPNU
Sun., April 25	2:00 p.m.	Tennessee at Texas A&M	SECN
Tues., April 27	7:00 p.m.	Georgia Tech at Georgia	SECN
Thurs., April 29	7:00 p.m.	Auburn at Georgia	SECN
Thurs., April 29	7:30 p.m.	Kentucky at Tennessee	ESPNU
Fri., April 30	7:00 p.m.	Arkansas at LSU	SECN
Fri., April 30	7:00 p.m.	Vanderbilt at Florida	ESPNU
Sat., May 1	12:00 p.m.	Auburn at Georgia	SECN
Sat., May 1	7:00 p.m.	South Carolina at Ole Miss	SECN
Sun., May 2	12:00 p.m.	Missouri at Alabama	SECN
Sun., May 2	3:00 p.m.	Vanderbilt at Florida	ESPN2
Sun., May 2	3:00 p.m.	Texas A&M at Mississippi State	SECN
Thurs., May 6	7:00 p.m.	Florida at Kentucky	SECN
Thurs., May 6	7:30 p.m.	LSU at Auburn	ESPNU
Fri., May 7	8:00 p.m.	LSU at Auburn	SECN
Sat., May 8	12:00 p.m.	Ole Miss at Texas A&M	ESPNU
Sat., May 8	4:00 p.m.	Tennessee at Missouri	SECN
Sat., May 8	7:00 p.m.	Georgia at Arkansas	SECN
Sun., May 9	2:00 p.m.	Mississippi State at South Carolina	SECN
Sun., May 9	3:00 p.m.	Ole Miss at Texas A&M	ESPNU
Thurs., May 13	8:30 p.m.	Missouri at Mississippi State	ESPNU
Fri., May 14	7:00 p.m.	Vanderbilt at Ole Miss	SECN
Sat., May 15	12:00 p.m.	Arkansas at Tennessee	SECN
Sat., May 15	3:00 p.m.	Alabama at LSU	SECN
Tues., May 18	7:00 p.m.	Kansas at Missouri	SECN
Thurs., May 20	7:00 p.m.	Florida at Arkansas	SECN
Thurs., May 20	7:00 p.m.	LSU at Texas A&M	ESPNU
Fri., May 21	8:00 p.m.	Wildcard Game	SECN
Sat., May 22	12:00 p.m.	Wildcard Game	SECN

SEC Baseball Tournament Schedule

Tues., May 25	10:30 a.m.	First Round	SEC Network
	2 p.m.	First Round	SEC Network
	5:30 p.m.	First Round	SEC Network
	9 p.m.	First Round	SEC Network
Wed., May 26	10:30 a.m.	Second Round	SEC Network
	2 p.m.	Second Round	SEC Network
	5:30 p.m.	Second Round	SEC Network
	9 p.m.	Second Round	SEC Network
Thurs., May 27	10:30 a.m.	Third Round	SEC Network
	2 p.m.	Third Round	SEC Network
	5:30 p.m.	Third Round	SEC Network
	9 p.m.	Third Round	SEC Network
Fri., May 28	4 p.m.	Fourth Round	SEC Network
	7:30 p.m.	Fourth Round	SEC Network
Sat., May 29	1 p.m.	Semifinal	SEC Network
	4:30 p.m.	Semifinal	SEC Network
Sun., May 30	3 p.m.	Championship	ESPN2

2020 SEC INCLEMENT WEATHER POLICY

FOR FRIDAY THROUGH SUNDAY SERIES

1. If a game is suspended/postponed on Friday or Saturday, the game shall be completed from the point of interruption on the following day prior to the regularly scheduled game. In the event the regularly scheduled game is televised, the suspended/postponed game may be rescheduled, in consultation with the conference office, prior to, or following, the regularly scheduled game, whichever allows the best opportunity to complete such game without interruption.
2. Televised Games Affected by Weather
   A. For games televised on ESPN, ESPN2 or ESPNU
      (1) If a game is suspended/postponed on Friday, and the regularly scheduled Saturday game is televised by ESPN, ESPN2 or ESPNU, the regularly scheduled televised Saturday game must start at its published start time. If a suspended/postponed game is resumed/started prior to the start of the regularly scheduled televised game on Saturday, that game must be stopped after the completion of a full inning one hour prior to the start of the scheduled televised game and resumed following the completion of the regularly scheduled televised game.
      (2) If a game is suspended/postponed on Saturday, and the regularly scheduled Sunday game is televised by ESPN, ESPN2 or ESPNU, the regularly scheduled televised Sunday game must start at its published start time. If a suspended/postponed game is resumed/started prior to the start of the Sunday regularly scheduled televised game, that game must be stopped after the completion of a full inning one hour prior to the start of the scheduled televised game and resumed following the completion of the regularly scheduled televised game.
   B. For games televised on the SEC Network
      (1) If a game is suspended/postponed on Friday, and the regularly scheduled Saturday game is televised by the SEC Network, best efforts should be made to start the regularly scheduled televised Saturday game on the SEC Network at its published start time. (The suspended/postponed game should be scheduled at a time which provides the regularly scheduled televised game a reasonable chance of starting at its published time.) If a resumed/rescheduled game runs into a regularly scheduled televised SEC Network game time, the resumed/rescheduled game should be completed without interruption.
      (2) If a game is suspended/postponed on Saturday, and the regularly scheduled Sunday game is televised by the SEC Network, best efforts should be made to start the regularly scheduled televised Sunday game on the SEC Network at its published start time. (The suspended/postponed game should be scheduled at a time which provides the regularly scheduled televised game a reasonable chance of starting at its published time.) If a resumed/rescheduled game runs into a regularly scheduled televised SEC Network game time, the resumed/rescheduled game should be completed without interruption.
      (3) Depending on the circumstance, any resumed/rescheduled game or any regularly scheduled game may begin/end on the SEC Network Alternate Channel or on SEC Network+.
3. Length of Games
   A. All games played on Friday and Saturday should be scheduled for nine innings. If a suspended game is resumed on Sunday, the regularly scheduled game shall be seven innings.
   B. If weather prevents playing both the Friday and Saturday games, or if the Saturday game does not begin because of rain, there shall be two seven-inning games on Sunday. If a Friday game is suspended and no games are played on Saturday, the suspended game shall be resumed on Sunday, followed by a seven-inning game.
   C. If a suspended game is unable to be completed because of inclement weather and has reached official game status (five innings or more per NCAA Rule 5.8), it shall be declared a game.
   D. Once a suspended game is resumed, the game shall be complete if one team has a lead of 10 or more runs after seven innings of play (NCAA Rule 5.8).
4. Restart Times
   A. In the event of rain on Friday or Saturday, no game may start after 10:00 p.m. local time or resume after midnight local time.
   B. In the event of a rain-delay prior to the beginning of play on Sunday, the game must begin at least two hours and thirty minutes prior to the visiting team's scheduled departure time from the field, but no later than 5:00 p.m. local time to avoid a rain out of the game. (See Departure Time of this section.)
   C. If the game begins and is delayed (Sunday game), it must resume by 7:00 p.m. local time to avoid a rain out of the game.
5. Travel Considerations
   A. In all instances, departure time takes priority. A team may not stay over until Monday to begin or complete a game or series.
   B. In the event the visiting team is not scheduled to leave the host city until Monday and there are no prior travel limitations for the game's umpires that would dictate departure to enact these deadlines, with Conference approval, it would be permissible to waive the 5:00 p.m. deadline for the start of a game and a 7:00 p.m. deadline for the resumption of the game.
6. Authority to Play Doubleheaders
   A. If weather forecasts on Friday or Saturday morning call for a high occurrence of inclement weather on Sunday, the home team with approval of the visiting team may request permission from the Conference office to play a doubleheader on Saturday.
   B. Approval of a prospective Saturday doubleheader shall be limited to circumstances where there is a high likelihood that weather will not permit a game to be played on the final day of the series. This does not apply for possible inclement weather on Friday or Saturday of a weekend series.
   B. Approval of a Friday doubleheader may be granted by the Commissioner's office if there is a chance of rain of 80 percent or higher according to weather.gov for both Saturday and Sunday as of no earlier than 5 p.m. local time on Thursday and it is agreed upon by both head coaches. (This is not applicable to Thursday through Saturday series.)

FOR THURSDAY THROUGH SATURDAY SERIES

1. If a game is suspended/postponed on Thursday or Friday, the game shall be completed from the point of interruption on the following day prior to the regularly scheduled game. In the event the regularly scheduled game is televised, the suspended/postponed game may be rescheduled, in consultation with the conference office, prior to, or following, the regularly scheduled game, whichever allows the best opportunity to complete such game without interruption.
2. Televised Games Affected by Weather
   C. For games televised on ESPN, ESPN2 or ESPNU
      (1) If a game is suspended/postponed on Thursday, and the regularly scheduled Friday game is televised by ESPN, ESPN2 or ESPNU, the regularly scheduled televised Friday game must start at its published start time. If a suspended/postponed game is resumed/started prior to the start of the regularly scheduled televised game, that game must be stopped after the completion of a full inning one hour prior to the start of the scheduled televised game and resumed following the completion of the regularly scheduled televised game.
      (2) If a game is suspended/postponed on Friday, and the regularly scheduled Saturday game is televised by ESPN, ESPN2 or ESPNU, the regularly scheduled televised Saturday game must start at its published start time. If a suspended/postponed game is resumed/started prior to the start of the regularly scheduled televised game, that game must be stopped after the completion of a full inning one hour prior to the start of the scheduled televised game and resumed following the completion of the regularly scheduled televised game.
   D. For games televised on the SEC Network
      (1) If a game is suspended/postponed on Thursday, and the regularly scheduled Friday game is televised by the SEC Network, best efforts should be made to start the regularly scheduled televised Friday game on the SEC Network at its published start time. (The suspended/postponed game should be scheduled at a time which provides the regularly scheduled televised game a reasonable chance of starting at its published time.) If a resumed/rescheduled game runs into a regularly scheduled televised SEC Network game time, the resumed/rescheduled game should be completed without interruption.
      (2) If a game is suspended/postponed on Friday, and the regularly scheduled Saturday game is televised by the SEC Network, best efforts should be made to start the regularly scheduled televised Saturday game on the SEC Network at its published start time. (The suspended/postponed game should be scheduled at a time which provides the regularly scheduled televised game a reasonable chance of starting at its published time.) If a resumed/rescheduled game runs into a regularly scheduled televised SEC Network game time, the resumed/rescheduled game should be completed without interruption.
      (3) Depending on the circumstance, the resumed/rescheduled game or the regularly scheduled game may begin/end on the SEC Network Alternate Channel or on SEC Network+.
3. Length of Games
   A. All games played on Thursday and Friday should be scheduled for nine innings. If a suspended game is resumed on Saturday, the regularly scheduled game shall be seven innings.
   B. If weather prevents playing both the Thursday and Friday games, or if the Friday game does not begin because of rain, there shall be two seven-inning games on Saturday. If a Thursday game is suspended and no games are played on Friday, the suspended game shall be resumed on Saturday, followed by a seven-inning game.
   C. If a suspended game is unable to be completed because of inclement weather and has reached official game status (five innings or more per NCAA Rule 5.8), it shall be declared a game.
   D. Once a suspended game is resumed, the game shall be complete if one team has a lead of 10 or more runs after seven innings of play (NCAA Rule 5.8).
4. Restart Times
   A. In the event of rain on Thursday or Friday, no game may start after 10:00 p.m. local time or resume after midnight local time.
   B. On Saturday, all curfew times will be waived in order to play the game on Saturday. No games will be continued to Sunday, however, teams can stay over until Sunday to get the game completed on Saturday.
   C. In the event of Saturday doubleheaders, games will be seven innings each.
5. Authority to Play Doubleheaders
   A. If weather forecasts on Thursday or Friday morning call for a high occurrence of inclement weather on Saturday, the home team with approval of the visiting team may request permission from the Conference office to play a doubleheader on Friday.
   B. Approval of a prospective Friday doubleheader shall be limited to circumstances where there is a high likelihood that weather will not permit a game to be played on the final day of the series. This does not apply for possible inclement weather on Thursday or Friday of a weekend series.

OTHER

1. Authority to Rule on Game Stoppage

The umpire-in-chief has sole authority to suspend, postpone, or cancel the game if conditions become unfit for play.

2. Lightning Strikes
   A. Each member institution shall be responsible for having the capability to determine when lightning strikes are within specified distances from the competition site. When lightning is detected within 10 miles of the competition site, home team game management shall utilize the public address system to inform those in attendance that inclement weather including lightning is within 10 miles and that should patrons vacate the facility for safe shelter, they will be allowed to re-enter with a ticket stub. When lightning is detected within eight miles of the competition site, the competition shall be suspended.
   B. Competition may be resumed after 30 minutes of no detected lightning strikes within an eight mile radius.
   C. A 10 minute warm-up period may be granted following this 30-minute suspension.

2021 SEC TOURNAMENT

The Southeastern Conference Baseball Tournament returns to the Hoover Metropolitan Complex in the south-Birmingham city of Hoover, Ala., May 25-30.

The 2021 SEC Baseball Tournament will continue to feature 12 teams and will remain set to begin on Tuesday, May 25. Seeds 5-12 will meet in a single elimination format on the opening day of the tournament, followed by traditional double-elimination play Wednesday-Friday. The tournament will return to single elimination play on Saturday. A total of 17 games will be played throughout the tournament.

The 12 teams are seeded 1-12 with the two divisional champions and top four seeds guaranteed opening-round byes, with the possibility of earning another later in the bracket. The tournament field will include the top teams from the SEC's Eastern and Western Divisions plus 10 at-large bids seeded 3-12 based on conference winning percentage.

In 2019, Vanderbilt defeated Ole Miss 11-10 in the championship game to give the Commodores their third SEC Tournament title.

The Hoover Met formerly served as home of the Double-A Birmingham Barons (Chicago White Sox) of the Southern League. The stadium also has served as host of the NCAA Men's Soccer Final Four, as well as home to the nationally renowned Hoover Buccaneer high school football program.

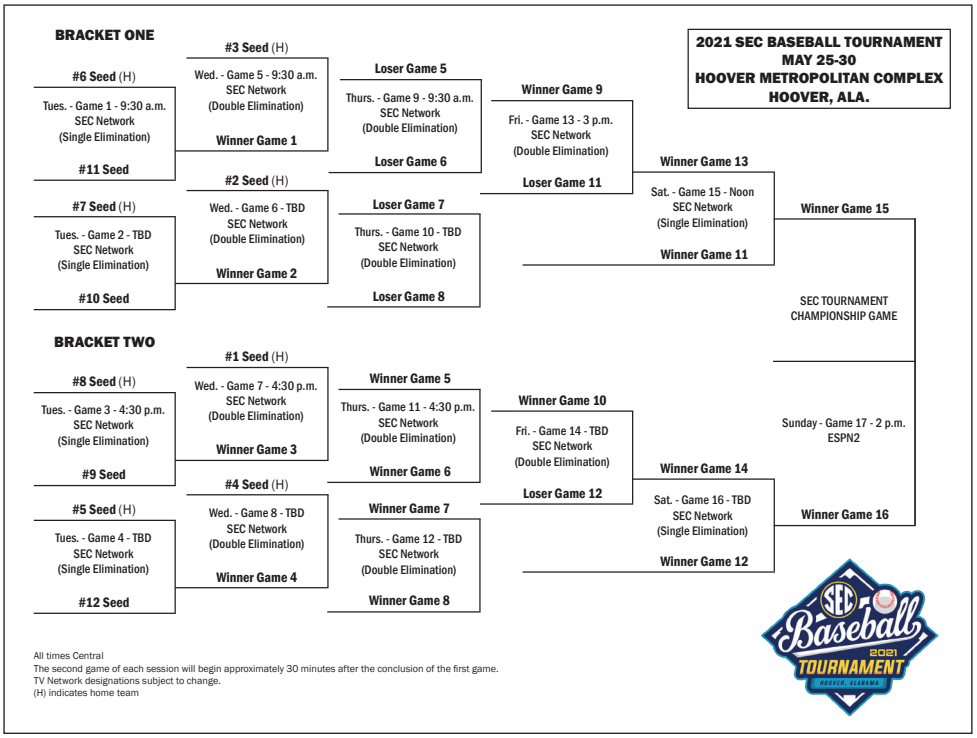

Located eight miles south of Birmingham, the Hoover Met seats 10,800 for baseball, but can accommodate over 16,000 when the patio, banquet and side grassy areas are used. The stadium also houses 12 suites and state-of-the-art dressing and training rooms. Wireless internet access was added in 2004, concourse and signage renovation was done in 2005 and a second-level pressbox expansion, new stadium seating and an exterior facelift in 2007 completed a $6 million renovation project. A new HD video scoreboard was added in 2008, while the SEC introduced the nation to a 'pitch clock' in 2010. A new sound systems and concourse amenities such as refurbished restrooms big screen HDTVs at concessions stands were added in 2012.

The Finley Center, a new 155,000 square foot entertainment facility, opened in 2017 as part of the first phase of an $80 million Hoover Metropolitan Complex that also includes outdoor fields and event space.

SEC Tournament Seeding

The two division champions shall be automatically seeded number one and number two based on winning percentage in conference competition. The rest shall be seeded numbers three through 12 based on winning percentage without regard to division. Ties will be broken in the following manner:

1. Two-Team Tie. The following procedure will be used in the following order until the tie is broken:

A. Won-lost results of head-to-head competition between the two tied teams.

B. If two-teams are divisional opponents:

(1) Won-lost percentage within their division (over the 15-game SEC division schedule).

(2) Won-lost percentage of the two teams versus the No. 1 team in their division (and proceeding through the No. 7 team, if necessary).

C. If two teams are not divisional opponents:

(1) Won-lost record of the two teams versus the No. 1 seed using common opponents only (and proceeding through the No. 12 seed, if necessary).

(2) Coin flip by the Commissioner

2. Three-Team Tie (or more). The following procedure will be used in the following order until the tie is broken: (Note: If the three tied teams have three different records against each other, they shall be seeded in best-percentage order.) Otherwise, once the tie has been reduced to two teams, the two-team tiebreaker procedure will be used.

A. If all three teams are common opponents: Total won-lost percentage of games played among the tied teams.

B. Won-lost percentage of the tied teams versus the No. 1 seed and proceeding through the No. 12 seed, if necessary, using common opponents only.

C. If three or more teams still are tied, the Commissioner will conduct a draw.

2021 SEC Tournament Schedule

Tuesday, May 25

Game 1	9:30 a.m.	#6 Seed vs. #11 Seed [SEC Network]
Game 2	TBD	#7 Seed vs. #10 Seed [SEC Network]
Game 3	4:30 p.m.	#8 Seed vs. #9 Seed [SEC Network]
Game 4	TBD	#5 Seed vs. #12 Seed [SEC Network]

Wednesday, May 26

Game 5	9:30 a.m.	#3 Seed vs. Winner Game 1 [SEC Network]
Game 6	TBD	#2 Seed vs. Winner Game 2 [SEC Network]
Game 7	4:30 p.m.	#1 Seed vs. Winner Game 3 [SEC Network]
Game 8	TBD	#4 Seed vs. Winner Game 4 [SEC Network]

Thursday, May 27

Game 9	9:30 a.m.	Loser Game 5 vs. Loser Game 6 [SEC Network]
Game 10	TBD	Loser Game 7 vs. Loser Game 8 [SEC Network]
Game 11	4:30 p.m.	Winner Game 5 vs. Winner Game 6 [SEC Network]
Game 12	TBD	Winner Game 7 vs. Winner Game 8 [SEC Network]

Friday, May 28

Game 13	3:00 p.m.	Winner Game 9 vs. Loser Game 11 [SEC Network]
Game 14	TBD	Winner Game 10 vs. Loser 12 [SEC Network]

Saturday, May 29

Game 15	Noon	Winner Game 13 vs. Winner Game 11 [SEC Network]
Game 16	TBD	Winner Game 14 vs. Winner Game 12 [SEC Network]

Sunday, May 30

Game 17	2:00 p.m.	Winner Game 15 vs. Winner Game 16 [ESPN2]

All Times Central

COMMUNICATIONS CONTACTS

ALABAMA Alex Thompson (athompson@ia.ua.edu) Cell: (440) 666-7615 FAX: (205) 348-8841 • Press Box: (440) 666-7615	(205) 348-6084 P.O. Box 870391 Tuscaloosa, AL 35487-0391 www.rolltide.com
ARKANSAS Oliver Grigg (ogrigg@uark.edu) Cell: FAX: (479) 575-7481 • Press Box: (479) 575-4141	(479) 575-2752 P.O. Box 7777 Fayetteville, AR 72701 www.arkansasrazorbacks.com
AUBURN George Nunnelley (gnunnelley@auburn.edu) Cell: (502) 609-9982 FAX: (334) 844-9807 • Press Box: (334) 844-4138	(334) 844-9656 P.O. Box 351 Auburn, AL 36831-0351 www.auburntigers.com
FLORIDA Zach Dirlam (ZachD@gators.ufl.edu) Cell: (352) 262-3887 FAX: (352) 375-4809 • Press Box: (352) 375-4683 ext. 4355	(352) 375-4683 ext. 6175 P.O. Box 14485 Gainesville, FL 32604-2485 www.floridagators.com
GEORGIA Christopher Lakos (clakos@sports.uga.edu) Cell: (706) 714-2934 FAX: (706) 542-9339 • Press Box: (706) 542-6161	(706) 542-1621 P.O. Box 1472 Athens, GA 30613 www.georgiadogs.com
KENTUCKY Matt May (matt.may@uky.edu) Cell: (859) 806-7463 FAX: (859) 323-4310 • Press Box: (859) 257-9011	(859) 257-8504 Joe Craft Center; 338 Lexington Ave. Lexington, KY 40506 www.ukathletics.com
LSU Bill Franques (wfranqu@lsu.edu) Cell: (225) 241-4359 FAX: (225) 578-1861 • Press Box: (225) 578-4149	(225) 578-8226 Athletics Administration Bldg. Baton Rouge, LA 70803 www.lsusports.net
OLE MISS Alex Sims (apsims@olemiss.edu) Cell: (662) 816-9610 FAX: (662) 915-7006 • Press Box: (662) 915-7858	(662) 915-1083 P.O. Box 217 University, MS 38677 www.olemisssports.com
MISSISSIPPI STATE Greg Campbell (gcampbell@athletics.msstate.edu) Cell: (814) 876-0824 FAX: (662) 325-3600 • Press Box: (662) 325-3776	(662) 325-8040 P.O. Box 5308 Mississippi State, MS 39762 www.hailstate.com
MISSOURI Ben Ramirez (bmr3vv@umsystem.edu) Cell: (818) 518-4074 FAX: (573) 884-4720 • Press Box: (573) 884-8912	(573) 882-0711 369 Hearnes Center Columbia, MO 65211 www.mutigers.com
SOUTH CAROLINA Kent Reichert (kentr2@mailbox.sc.edu) Cell: (734) 548-0878 FAX: (803) 777-2967 • Press Box: (803) 777-6648	(803) 777-5257 Rice Athletics Center; 1304 Heyward Street Columbia, SC 29208 www.gamecocksonline.com
TENNESSEE Sean Barows (sbarows@utk.edu) Cell: (561) 312-9432 FAX: (865) 974-9496 • Press Box: (865) 974-3376	(865) 974-7478 1551 Lake Loudoun Blvd. Knoxville, TN 37996 www.utsports.com
TEXAS A&M Thomas Dick (tddick@athletics.tamu.edu) Cell: (512) 784-2153 FAX: (979) 845-6825 • Press Box: (979) 458-3604	(979) 845-5725 P.O. Box 30017 College Station, TX 77842 www.12thman.com
VANDERBILT Josh Foster (joshua.foster@vanderbilt.edu) Cell: (205) 213-5091 FAX: (615) 343-7064 • Press Box: (615) 320-0436	(615) 322-4121 P.O. Box 120158 Nashville, TN 37212 www.vucommodores.com
SEC COMMUNICATIONS Ben Beaty (bbeaty@sec.org) Cell: (205) 441-7631 FAX: (205) 458-3030	(205) 458-3000 2201 Richard Arrington Blvd. North Birmingham, AL 35203-1103 www.secsports.com

ALABAMA

Quick Facts
Location: Tuscaloosa, Ala.
Founded: 1831
Enrollment: 37,842
President: Dr. Stuart Bell
Faculty Representative: Dr. James King
Athletic Director: Greg Byrne
Nickname: Crimson Tide
Colors: Crimson & White
Stadium: Sewell-Thomas Stadium (5,867)

Team Information
Head Coach: Brad Bohannon
Assistants: Jason Jackson, Jerry Zulli
2020 Overall Record: 16-1

Media Services
Baseball SID: Alex Thompson
Office Phone: (205) 348-6084
E-mail: athompson@ia.ua.edu
Cell Phone: (440) 666-7615
Internet Address: www.rolltide.com

Team History
All-Time Record: 2,656-1,664-24 (.614)
SEC Record: 959-846-5 (.531)
SEC Championships: 14 (1934-36, 1938, 1940-42, 1947, 1950, 1955, 1968, 1983, 1996, 2006)
SEC Tournament Appearances: 28 (1981-84, 1986, 1989, 1991, 1993-2000, 2002-03, 2005-11, 2013-16)
SEC Tournament Record: 48-44 (.522)
SEC Tournament Championships: 7 (1983, 1995-97, 1999, 2002-03)
NCAA Regional Appearances: 24 (1947-48, 1950, 1955, 1968, 1983, 1986, 1991, 1995-2000, 2002-04, 2006, 2008-11, 2013-14)
NCAA Regional Championships: 7 (1950, 1983, 1996-97, 1999, 2006, 2010)
Super Regional Appearances: 3 (1999, 2006, 2010)
Super Regional Championships: 1 (1999)
College World Series Appearances: 5 (1950, 1983, 1996-97, 1999)
National Championships: 0
All-Time NCAA Tournament Record: 70-49 (.588)

Head Coach Brad Bohannon

Hometown: Rome, Ga.
Alma Mater: Berry College (1998)
Born: May 13, 1975
Career Record: 73-56 (Fourth season)
Record at Alabama: Same

2021 Roster

No	Name	Pos.	Ht.	Wt.	Cl.	Hometown / Last School
44	Zane Denton	INF	6-0	200	Fr.	Brentwood, Tenn. / Ravenwood
16	Owen Diodati	OF	6-3	215	Fr.	Niagara Falls, Ontario / A.N. Myer
13	Bryce Eblin	INF	5-11	175	Fr.	Greenwood, Ind. / Center Grove
35	Jake Eddington	RHP	6-2	180	Fr.	Doniphan, Mo. / Doniphan
30	William Freeman	RHP	6-1	215	Sr.	Semmes, Ala. / Faith Acad. / Jones County JC
28	Eli Giles	RHP	5-10	190	Fr.	Mobile, Ala. / Faith Academy
48	Landon Green	RHP	6-1	200	R-Fr.	Helena, Ala. / Helena
40	Brock Guffey	LHP	6-1	175	Jr.	Hoover, Ala. / Hoover
11	William Hamiter	INF/OF	5-11	190	Fr.	Tuscaloosa, Ala. / Northridge
12	Johnny Hawk	C	5-9	185	Sr.	McClelland, Iowa / Creighton Prep / Iowa Western
42	Davis Heller	INF/RHP	6-8	235	Fr.	Gilbert, Ariz. / Mesquite / South Mountain CC
26	Grayson Hitt	LHP/OF	6-3	190	Fr.	Germantown, Tenn. / Houston
10	Jim Jarvis	INF	5-10	180	Fr.	San Diego, Calif. / Clairemont
14	Antoine Jean	LHP	6-1	175	Fr.	Montreal, Quebec / École Édouard-Montpetit
24	Grant Knipp	C	6-2	205	Fr.	Louisville, Ky. / Louisville Male
27	Chase Lee	RHP	6-0	170	So.	McCalla, Ala. / McAdory
34	Jacob McNairy	RHP	6-2	205	So.	Athens, Ala. / Athens
20	Logan Morris	RHP	6-2	190	Fr.	Madison, Ala. / James Clemens
32	Will Patota	OF/INF	6-3	240	So.	Suwanee, Ga. / Pinecrest Academy / Southern Union
21	Andrew Pinckney	OF	6-3	195	Fr.	Peachtree City, Ga. / McIntosh
31	Will Portera	INF	5-10	180	Fr.	Memphis, Tenn. / Memphis University School
19	Sam Praytor	C	5-10	205	R-So.	Helena, Ala. / Helena
4	Connor Prielipp	LHP	6-3	200	Fr.	Tomah, Wis. / Tomah
5	Tyler Ras	RHP	6-4	205	So.	Middletown, N.J. / Middletown North
23	Dylan Ray	RHP/INF	6-3	220	Fr.	New Market, Ala. / Bob Jones
22	T.J. Reeves	OF	5-10	210	So.	Birmingham, Ala. / Hueytown
7	Caden Rose	INF	5-10	170	Fr.	Madison, Ala. / Bob Jones
9	Brayden Rowe	RHP	6-0	185	Fr.	Warrior, Ala. / Corner
37	Hunter Ruth	RHP	6-2	195	R-So.	Gainesville, Fla. / Buchholz / Palm Beach / Florida
29	Connor Shamblin	RHP	6-1	200	So.	Lakeland, Tenn. / Briarcrest Christian
25	Dylan Smith	RHP	6-2	175	So.	Stafford, Texas / Stafford
1	Jackson Tate	OF	6-0	210	Jr.	Montgomery, Ala. / Park Crossing / Lawson State
18	Drew Williamson	INF	6-4	230	So.	Brewton, Ala. / T.R. Miller
8	Peyton Wilson	OF/UTL	5-9	180	Fr.	Hoover, Ala. / Hoover

2021 Schedule

F19-21	McNeese State	Tuscaloosa, Ala.
F23	at Jacksonville State	Jacksonville, Ala.
F24	UT Martin	Tuscaloosa, Ala.
F26-28	Wright State	Tuscaloosa, Ala.
M2	Alabama State	Tuscaloosa, Ala.
M3	Troy	Tuscaloosa, Ala.
M5-7	College of Charleston	Tuscaloosa, Ala.
M9	South Alabama	Tuscaloosa, Ala.
M10	Jacksonville State	Tuscaloosa, Ala.
M12-14	Stetson	Tuscaloosa, Ala.
M16	at Troy	Troy, Ala.
M19-21	at Arkansas*	Fayetteville, Ark.
M23	Southern Miss	Tuscaloosa, Ala.
M26-28	Ole Miss*	Tuscaloosa, Ala.
A2-4	Tennessee*	Tuscaloosa, Ala.
A6-7	ULM	Tuscaloosa, Ala.
A9-11	at Texas A&M*	College Station, Texas
A13	Samford	Tuscaloosa, Ala.
A16-18	Auburn*	Tuscaloosa, Ala.
A23-25	at Kentucky*	Lexington, Ky.
A30-M2	Missouri*	Tuscaloosa, Ala.
M4	at Samford	Homewood, Ala.
M7-9	at Vanderbilt*	Nashville, Tenn.
M11	UAB	Tuscaloosa, Ala.
M14-16	at LSU*	Baton Rouge, La.
M20-22	Mississippi State*	Tuscaloosa, Ala.

**SEC Game*

Quick Facts
Location: Fayetteville, Ark.
Founded: 1871
Enrollment: 27,778
Chancellor: Dr. Joseph E. Steinmetz
Faculty Representative: Gerald Jordan
Athletic Director: Hunter Yurachek
Nickname: Razorbacks
Colors: Cardinal and White
Stadium: Baum Stadium at George Cole Field (10,737)

Team Information
Head Coach: Dave Van Horn
Assistants: Nate Thompson, Matt Hobbs, Bobby Wernes (vol.)
2020 Overall Record: 11-5

Media Services
Baseball SID: Oliver Grigg
Office Phone: (479) 575-7430
E-mail: TBD
Cell Phone: TBD
Internet Address: www.ArkansasRazorbacks.com

Team History
All-Time Record: 2,253-1,409-6 (.615)
SEC Record: 417-393 (.515)
SEC Championships: 2 (1999, 2004)
SEC Tournament Appearances: 24 (1992-99, 2002-07, 2009-15, 2017-19)
SEC Tournament Record: 34-42 (.447)
SEC Tournament Championships: 0
NCAA Regional Appearances: 30 (1973, 1979-80, 1983, 1985-90, 1995-96, 1998-99, 2002-15, 2017-19)
NCAA Regional Championships: 11 (1979, 1985, 1987, 1989, 2002-04, 09-10, 2012, 2015, 2018-19)
Super Regional Appearances: 8 (2002-04, 2009-10, 2012, 2015, 2018-19)
Super Regional Championships: 5 (2004, 2009, 2012, 2018, 2019)
College World Series Appearances: 10 (1979, 1985, 1987, 1989, 2004, 2009, 2012, 2015, 2018, 2019)
National Championships: 0
All-Time NCAA Tournament Record: 88-69 (.561)

Head Coach Dave Van Horn

Hometown: Fullerton, Calif.
Alma Mater: Arkansas (1988)
Born: Sept. 17, 1960
Career Record: 972-525 (26th season)
Record at Arkansas: 652-368 (18th season)

2021 Roster

No	Name	Pos.	Ht.	Wt.	Cl.	Hometown / Last School
27	Blake Adams	RHP	Fr.	6-2	215	Springdale, Ark. / Springdale Har-Ber HS
17	Brady Slavens	IF	So.	6-3	195	Olathe, Kan. / Olathe Northwest / Wichita State / Johnson County
8	Braydon Webb	OF	R-Jr.	6-0	200	McKinney, Texas / McKinney Boyd HS / Grayson CC
37	Caden Monke	LHP	So.	6-3	170	Mt. Olive, Ill. / Mt. Olive HS
31	Caleb Bolden	RHP	R-So.	6-2	190	Texarkana, Texas / Pleasant Grove HS
12	Casey Opitz	C	Jr.	5-11	200	Centennial, Co. / Heritage HS
11	Cason Tollett	C/1B	Fr.	6-1	210	Little Rock, Ark. / Little Rock Christian Academy
7	Cayden Wallace	IF/OF	Fr.	6-0	205	Greenbrier, Ark. / Greenbrier HS
19	Charlie Welch	C	So.	6-0	205	St. Petersburg, Fla. / Jefferson HS / St. John's River State
25	Christian Franklin	OF	So.	5-11	195	Overland Park, Kan. / Rockhurst HS
13	Connor Noland	RHP	So.	6-2	220	Greenwood, Ark. / Greenwood HS
40	Corey Spain	LHP	Fr.	5-11	215	Monett, Mo. / Monett HS
14	Cullen Smith	IF	Sr.	6-0	185	Nashville, Tenn. / Wilson Central HS / East Tennessee State
15	Dylan Leach	C	Fr.	5-11	195	Carthage, Texas / Carthage HS
20	Elijah Trest	RHP	So.	6-3	220	White Oak, Texas / White Oak HS
26	Ethan Bates	IF	Fr.	5-11	175	Hot Springs, Ark. / Lakeside HS
58	Evan Gray	RHP	Fr.	6-4	200	Swansea, Ill. / Belleville East HS
39	Evan Taylor	LHP	So.	6-4	255	Florence, Ala. / Florence HS
55	Gabriel Starks	RHP	Fr.	6-1	215	Pine Bluff, Ark. / Watson Chapel HS
48	Heston Tole	RHP	Fr.	6-6	210	Wichita Falls, Texas / IMG Academy
59	Issac Bracken	RHP	Sr.	6-0	195	Berthoud, Colo. / Berthoud HS / Northern Colorado
21	Jacob Burton	RHP	So.	6-0	185	Diana, Texas / New Diana HS
5	Jacob Nesbit	IF	R-So.	6-0	180	Coppell, Texas / Coppell HS
4	Jalen Battles	IF	So.	6-2	205	San Antonio, Texas / McLennan Community College
22	Jaxon Wiggins	RHP	Fr.	6-6	220	Roland, Okla. / Roland HS
45	Kevin Kopps	RHP	R-Jr.	6-0	200	Sugar Land, Texas / George Ranch HS
28	Kole Ramage	RHP	Jr.	6-1	205	Southlake, Texas / Southlake Carroll HS
18	Lael Lockhart	LHP	Sr.	6-3	220	Friendswood, Texas / Friendswood HS / Houston
52	Louis Stallone	RHP	Fr.	6-9	235	Kings Park, N.Y. / St. Anthony's HS
38	Mark Adamiak	RHP	Fr.	6-4	225	Shawnee, Kan. / Shawnee Mission Northwest HS
10	Matt Goodheart	IF	Jr.	6-1	185	Magnolia, Ark. / Magnolia HS / San Jacinto CC
50	Matthew Magre	LHP	Fr.	6-1	205	Fayetteville, Ark. / Fayetteville HS
43	Miller Pleimann	RHP	So.	6-4	200	Fayetteville, Ark. / Fayetteville HS / Wichita State
29	Nate Wohlgemuth	RHP	Fr.	5-11	210	Owasso, Okla. / Owasso HS
57	Nathan Rintz	RHP	Fr.	6-2	190	Schaumburg, Ill. / Schaumburg HS
34	Nick Griffin	LHP	Fr.	6-4	185	Monticello, Ark. / Monticello HS
33	Patrick Wicklander	LHP	So.	6-1	205	San Jose, Calif. / Valley Christian HS
36	Peyton Pallette	RHP	Fr	6-1	175	Benton, Ark. / Benton HS
1	Robert Moore	IF	Fr.	5-9	170	Leawood, Kan. / Shawnee Mission East HS
35	Ryan Costeiu	RHP	So.	6-0	200	Clayton, Calif. / De La Salle HS / Sacramento City College
46	Tyler Cacciatori	RHP	Fr.	6-6	235	Sheridan, Ark. / Sheridan HS
41	Will McEntire	RHP	Fr.	6-4	235	Bryant, Ark. / Bryant HS
16	Zac White	IF/OF	Fr.	6-0	180	Little Rock, Ark. / Robinson HS
3	Zack Gregory	IF/OF	R-Fr.	5-10	185	Keller, Texas / Timber Creek HS
32	Zack Morris	LHP	Fr.	6-3	220	Cabot, Ark. / Cabot HS
88	Zebulon Vermillion	RHP	Jr.	6-4	230	Prairie Village, Kan. / Shawnee Mission East HS

2021 Schedule

F19	vs. Texas Tech	Arlington, Texas
F20	vs. Texas	Arlington, Texas
F21	vs. TCU	Arlington, Texas
F25-28	SE Missouri State	Fayetteville, Ark.
M5-7	Murray State	Fayetteville, Ark.
M12-14	at Louisiana Tech	Ruston, La.
M16	Oklahoma	Fayetteville, Ark.
M19-21	Alabama*	Fayetteville, Ark.
M23-24	Memphis	Fayetteville, Ark.
M26-28	at Mississippi State*	Starkville, Miss.
M30	Central Arkansas	Fayetteville, Ark.
A1-3	Auburn*	Fayetteville, Ark.
A6-7	Little Rock	Fayetteville, Ark.
A9-11	at Ole Miss*	Oxford, Miss.
A13-14	UAPB	Fayetteville, Ark.
A16-18	Texas A&M*	Fayetteville, Ark.
A20	Grambling State	Fayetteville, Ark.
A23-25	at South Carolina*	Columbia, S.C.
A27	Missouri State	Fayetteville, Ark.
A30-M2	at LSU*	Baton Rouge, La.
M7-9	Georgia*	Fayetteville, Ark.
M11	Arkansas State	Fayetteville, Ark.
M14-16	at Tennessee*	Knoxville, Tenn.
M20-22	Florida*	Fayetteville, Ark.

*SEC Game

AUBURN

Quick Facts
Location: Auburn, Ala.
Founded: 1856
Enrollment: 30,440
Interim President: Dr. Jay Gogue
Faculty Representative: Dr. Beverly Marshall
Athletic Director: Allen Greene
Nickname: Tigers
Colors: Burnt Orange and Navy Blue
Stadium: Samford Stadium-Hitchcock Field at Plainsman Park

Team Information
Head Coach: Butch Thompson
Assistants: Karl Nonemaker, Gabe Gross, Tim Hudson (Vol.)
2020 Overall Record (Finish): 13-5

Media Services
Baseball SID: George Nunnelley
Office Phone: (334) 844-9656
E-mail: gnunnelley@auburn.edu
Cell Phone: (502) 609-9982
Internet Address: www.AuburnTigers.com

Team History
All-Time Record: 2,494-1,682-33 (.596)
SEC Record: 915-851-3 (.518)
SEC Championships: 6 (1937, 1958, 1963, 1967, 1976, 1978)
SEC Tournament Appearances: 27 (1978, 1980, 1986-95, 1997-2003, 2010-13, 2015, 2017-19)
SEC Tournament Record: 35-50 (.412)
SEC Tournament Championships: 3 (1978, 1989, 1998)
NCAA Regional Appearances: 22 (1963, 1967, 1976, 1978, 1987, 1989, 1993-95, 1997-2003, 2005, 2010, 2015, 2017-19)
NCAA Regional Championships: 6 (1967, 1976, 1994, 1997, 1999, 2018-19)
Super Regional Appearances: 3 (1999, 2018-19)
Super Regional Championships: 1 (2019)
College World Series Appearances: 5 (1967, 1976, 1994, 1997, 2019)
National Championships: 0
All-Time NCAA Tournament Record: 53-48 (.525)

Head Coach Butch Thompson

Hometown: Aberdeen, Miss.
Alma Mater: Birmingham Southern (1992)
Born: Dec. 15, 1970
Career Record: 193-127 (Seventh season)
Record at Auburn: 154-115 (Sixth season)

2021 Roster

No	Name	Pos.	Ht.	Wt.	Cl.	Hometown / Last School
1	Judd Ward	OF	6-1	195	Sr.	Russellville, Ala. / Russellville
2	Josh Hall	OF	5-9	185	R-So.	Birmingham, Ala. / Homewood
3	Brayton Brown	OF	5-9	180	So.	Selma, Ala. / Morgan Academy
4	Rankin Woley	IF	6-0	210	Gr.	Atlanta, Ga. / The Westminster School
5	Kason Howell	OF	6-0	185	Jr.	Argyle, Texas / Liberty Christian
6	Bobby Peirce	OF	6-0	185	R-So.	Scottsdale, Ariz. / Arcadia
7	Cole Foster	IF	6-1	190	Fr.	Plano, Texas / Plano Senior
8	Bryson Ware	IF	6-2	195	So.	Madison, Miss. / Germantown
9	Ryan Bliss	IF	5-9	165	Jr.	LaGrange, Ga. / Troup County
10	Tyler Miller	IF/OF	6-2	193	Jr.	Spanish Fort, Ala. / Spanish Fort
11	Kade Snell	LHP	6-1	225	Fr.	Dothan, Ala. / Wicksburg
12	Carter Frederick	OF/RHP	6-4	225	Fr.	Chelsea, Ala. / Chelsea
13	Ben Schorr	C	6-1	205	Fr.	Columbus, Ga. / Columbus
14	Brooks Fuller	LHP	6-2	215	Jr.	Auburn, Ala. / Auburn
16	Cam Hill	LHP/IF	6-3	210	Fr.	Madison, Ala. / Bob Jones
17	Ryan Dyal	C	6-0	190	R-Fr.	Senoia, Ga. / East Coweta
18	Mason Barnett	RHP	6-1	205	So.	Cartersville, Ga. / Cartersville
19	Brody Moore	IF/UTL	6-0	185	Jr.	Oneonta, Ala. / Oneonta
20	Cody Greenhill	RHP	6-4	216	Sr.	Russellville, Ala. / Russellville
21	Trace Bright	RHP	6-4	185	So.	Montgomery, Ala. / Trinity Presbyterian
22	Garrett Wade	LHP	6-2	205	Jr.	Hartselle, Ala. / Hartselle
23	Peyton Glavine	LHP	5-11	180	R-Jr.	Alpharetta, Ga. / Blessed Trinity Catholic
24	Peyton Sybrandt	C	6-3	210	Fr.	Baton Rouge, La. / Episcopal School
25	Johnny Ceccoli	IF/OF	6-2	210	So.	Tyler, Texas / All Saints Episcopal
26	Hayden Mullins	LHP	6-0	185	So.	Gallatin, Tenn. / Hendersonville
27	Seb Thomas	RHP	6-5	250	So.	Brookhaven, Ga. / Marist
28	Nate LaRue	C	6-3	210	So.	Mobile, Ala. / McGill-Toolen
29	Carson Skipper	LHP	6-3	210	Jr.	Trussville, Ala. / Hewitt-Trussville
32	Carson Swilling	RHP	6-1	185	Fr.	Smiths Station, Ala. / Smiths Station
33	Will Morrison	RHP	6-2	180	R-So.	Cullman, Ala. / Cullman
34	John Samuel Shenker	IF	6-3	248	R-Jr.	Albany, Ga. / Colquitt County
36	Jack Sokol	RHP	6-4	192	Fr.	New Albany, Ohio / New Albany
40	Blake Burkhalter	RHP	6-0	185	So.	Dothan, Ala. / Northview
41	Steven Williams	OF	6-3	216	Sr.	Albany, Ga. / Deerfield-Windsor
43	Richard Fitts	RHP	6-3	215	Jr.	Helena, Ala. / Helena
44	Jack Owen	LHP	6-2	204	Sr.	Aliso Viejo, Calif. / JSerra
45	Joseph Gonzalez	RHP	6-4	215	Fr.	Humacao, P.R. / Leadership Christian Academy
47	Garrett Farquhar	IF	5-11	185	Sr.	Hoover, Ala. / Hoover

2021 Schedule

F19-21	Presbyterian	Auburn, Ala.
F23-24	Alabama A&M	Auburn, Ala.
F26	vs. Oklahoma	Round Rock, Texas
F27	vs. Baylor	Round Rock, Texas
F28	vs. Texas A&M	Round Rock, Texas
M2	Jacksonville State	Auburn, Ala.
M5-7	Xavier	Auburn, Ala.
M9	at UAB	Birmingham, Ala.
M12-14	Little Rock	Auburn, Ala.
M16	Lipscomb	Auburn, Ala.
M19-21	at Ole Miss*	Oxford, Miss.
M23	vs. South Alabama	Montgomery, Ala.
M26-28	Kentucky*	Auburn, Ala.
A1-3	at Arkansas*	Fayetteville, Ark.
A6	Kennesaw State	Auburn, Ala.
A9-11	Mississippi State*	Starkville, Miss.
A13	at Georgia Tech	Atlanta, Ga.
A16-18	at Alabama*	Tuscaloosa, Ala.
A20	Samford	Auburn, Ala.
A23-25	Florida*	Auburn, Ala.
A30-M2	at Georgia*	Athens, Ga.
M4	UAB	Auburn, Ala.
M7-9	LSU*	Auburn, Ala.
M11	at Samford	Hoover, Ala.
M14-16	Texas A&M*	Auburn, Ala.
M18	North Alabama	Auburn, Ala.
M20-22	at Missouri*	Columbia, Mo.

**SEC Game*

Quick Facts
Location: Gainesville, Fla.
Founded: 1853
Enrollment: 50,979
President: Dr. W. Kent Fuchs
Faculty Representative: Dr. Michael Sagas
Athletic Director: Scott Stricklin
Nickname: Gators
Colors: Orange and Blue
Stadium: Florida Ballpark at Alfred A. McKethan Field (7,000)

Team Information
Head Coach: Kevin O'Sullivan
Assistants: Craig Bell, Chuck Jeroloman, Lars Davis (vol.)
2020 Overall Record: 16-1

Media Services
Baseball SID: Zach Dirlam
Office Phone: (352) 375-4683, ext. 6175
E-mail: ZachD@gators.ufl.edu
Cell Phone: (352) 262-3887
Internet Address: www.FloridaGators.com

Team History
All-Time Record: 2,601-1,604-24 (.618)
SEC Record: 1027-679-2 (.602)
SEC Championships: 15 (1952, 1956, 1962, 1981-82, 1984, 1988, 1996, 1998, 2005, 2010-11, 2014, 2017, 2018)
SEC Tournament Appearances: 39 (1977-85, 1987-98, 2000-02, 2004-05, 2007-2019)
SEC Tournament Record: 68-66 (.511)
SEC Tournament Championships: 7 (1981, 1982, 1984, 1988, 1991, 2011, 2015)
NCAA Regional Appearances: 35 (1958, 1960, 1962, 1977, 1979, 1981-82, 1984-85, 1988-89, 1991-92, 1994, 1996-98, 2000-05, 2008-19)
NCAA Regional Championships: 14 (1988, 1991, 1996, 1998, 2004-05, 2009-12, 2015-18)
Super Regional Appearances: 10 (2004-05, 2009-12, 2015-18)
Super Regional Championships: 8 (2005, 2010-12, 2015-18)
College World Series Appearances: 12 (1988, 1991, 1996, 1998, 2005, 2010-12, 2015-18)
National Championships: 1
All-Time NCAA Tournament Record: 116-78 (.598)

Head Coach Kevin O'Sullivan

Hometown: Jupiter, Fla.
Alma Mater: Virginia (1991)
Born: Dec. 27, 1968
Career Record: 547-256 (14th season)
Record at Florida: Same

2021 Roster

No	Name	Pos.	Ht.	Wt.	Cl.	Hometown / Last School
22	Cory Acton	INF	6-0	180	So.	Fort Lauderdale, Fla. / American Heritage
35	Franco Aleman	RHP	6-6	235	Jr.	Tampa, Fla. / Alonso / St. Johns River State
34	Kris Armstrong	INF	6-4	235	So.	Jupiter, Fla. / The Benjamin School
12	Hunter Barco	LHP	6-4	220	Fr.	Jacksonville, Fla. / The Bolles School
21	Nick Blasucci	INF	6-3	215	Gr.	Fort Myers, Fla. / Riverdale / Tallahassee CC
15	Jordan Butler	LHP/1B	6-1	195	Jr.	Tampa, Fla. / Alonso
16	Ryan Cabarcas	LHP	5-11	170	Fr.	Pembroke Pines, Fla. / American Heritage
6	Kendrick Calilao	1B/OF	6-1	210	So.	Kissimmee, Fla. / The First Academy
29	Jordan Carrion	INF	6-1	160	Fr.	Miami, Fla. / American Heritage
28	Chase Centala	RHP	6-1	210	Fr.	Tampa, Fla. / Sickles
18	Brock Edge	OF	6-0	190	Jr.	Lake City, Fla. / Columbia (Santa Fe College)
4	Jud Fabian	OF	6-2	190	So.	Ocala, Fla. / Trinity Catholic
46	Nick Ficarrotta	RHP	6-3	180	Fr.	Palm Harbor, Fla. / Palm Harbor University
2	Cal Greenfield	C	6-1	210	Jr.	Chicago, Ill. / Jensen Beach (Fla.)
9	Mac Guscette	C	6-0	210	Fr.	Nokomis, Fla. / Venice
5	Colby Halter	INF	6-1	200	Fr.	Jacksonville, Fla. / Bishop Kenny
11	Nathan Hickey	C/INF	6-0	210	Fr.	Jacksonville, Fla. / Providence School
36	Wyatt Langford	C/1B	6-1	215	Fr.	Trenton, Fla. / Trenton
23	Jack Leftwich	RHP	6-4	220	Jr.	Orlando, Fla. / TNXL Academy
17	David Luethje	RHP	6-5	210	So.	Vero Beach, Fla. / Vero Beach
47	Tommy Mace	RHP	6-6	230	Jr.	Tampa, Fla. / Sunlake
44	Timmy Manning	LHP	6-2	190	Fr.	Pompano Beach, Fla. / Cardinal Gibbons
25	Hunter McMullen	RHP	6-2	205	RSo.	Ocala, Fla. / Forest
52	Kirby McMullen	INF	5-11	210	Gr.	Ocala, Fla. / Forest
3	Garrett Milchin	RHP	6-5	210	Jr.	Windermere, Fla. / The First Academy
30	Hunter Mink	RHP	6-2	195	Fr.	Palm Harbor, Fla. / Palm Harbor University
10	Tyler Nesbitt	RHP	6-3	195	Fr.	LaBelle, Fla. / LaBelle
20	Nick Pogue	RHP	6-5	235	So.	Melbourne, Fla. / Eau Gallie
41	Blake Purnell	RHP	6-3	210	Fr.	Boynton Beach, Fla. / St. Thomas Aquinas
24	Josh Rivera	INF	6-2	205	Fr.	Avon Park, Fla. / IMG Academy
27	Andrew Roberts	RHP	6-2	180	Fr.	Altamonte Springs, Fla. / Trinity Prep School
14	Christian Scott	RHP	6-4	215	So.	Parkland, Fla. / Calvary Christian Academy
13	Ryan Slater	RHP	6-3	185	Fr.	Palm Harbor, Fla. / East Lake
55	Ben Specht	RHP	6-1	210	So.	Fort Myers, Fla. / Evangelical Christian
8	Brandon Sproat	RHP	6-3	210	Fr.	Pace, Fla. / Pace
32	Tucker Talbott	OF	6-2	185	Fr.	Atlantic Beach, Fla. / Providence School
26	Sterlin Thompson	OF/INF	6-3	185	Fr.	Ocala, Fla. / North Marion
33	Trey Van Der Weide	LHP	6-3	225	Gr.	Longwood, Fla. / Lake Brantley / USC-Upstate
1	Jacob Young	OF	6-0	175	So.	Ponte Vedra, Fla. / Ponte Vedra

2021 Schedule

F19-21	Miami	Gainesville, Fla.
F23	at North Florida	Jacksonville, Fla.
F24	North Florida	Gainesville, Fla.
F26-28	Samford	Gainesville, Fla.
M3	Florida Atlantic	Gainesville, Fla.
M5-7	Florida A&M	Gainesville, Fla.
M9	Georgia State	Gainesville, Fla.
M10	Stetson	Gainesville, Fla.
M12-14	Jacksonville	Gainesville, Fla.
M16	at Florida State	Tallahassee, Fla.
M18-20	Texas A&M*	Gainesville, Fla.
M26-28	at South Carolina*	Columbia, S.C.
A1-3	Ole Miss*	Gainesville, Fla.
A6	Stetson	Gainesville, Fla.
A7	Florida A&M	Gainesville, Fla.
A9-11	at Tennessee*	Knoxville, Tenn.
A13	Florida State	Gainesville, Fla.
A16-18	Missouri*	Gainesville, Fla.
A20	at Jacksonville	Jacksonville, Fla.
A23-25	at Auburn*	Auburn, Ala.
A30-M2	Vanderbilt*	Gainesville, Fla.
M4	Stetson	Gainesville, Fla.
M6-8	at Kentucky*	Lexington, Ky.
M11	at Stetson	Deland, Fla.
M14-16	Georgia*	Gainesville, Fla.
M20-22	at Arkansas*	Fayetteville, Ark.

**SEC Game*

GEORGIA

Quick Facts
Location: Athens, Ga.
Founded: 1785
Enrollment: 39,147
President: Jere W. Morehead
Faculty Representative: David Shipley
Athletic Director: Josh Brooks
Nickname: Bulldogs
Colors: Red & Black
Stadium: Foley Field (2,760)

Team Information
Head Coach: Scott Stricklin
Assistants: Sean Kenny, Scott Daeley, Brock Bennett (vol.)
2020 Overall Record: 14-4

Media Services
Baseball SID: Christopher Lakos
Office Phone: (706) 542-7994
E-mail: clakos@sports.uga.edu
Cell Phone: (706) 714-2934
Internet Address: www.GeorgiaDogs.com

Team History
All-Time Record: 2,320-1,780-24 (.565)
SEC Record: 823-935-4 (.468)
SEC Championships: 6 (1933, 1953-54, 2001, 2004, 2008)
SEC Tournament Appearances: 25 (1978, 1985-90, 1992-95, 2000-02, 2004, 2006, 2008-09, 2012, 2014, 2016-19)
SEC Tournament Record: 30-46 (.395)
SEC Tournament Championships: 0
NCAA Regional Appearances: 13 (1953, 1987, 1990, 1992, 2001-02, 2004, 2006, 2008-09, 2011, 2018-19)
NCAA Regional Championships: 6 (1987, 1990, 2001, 2004, 2006, 2008)
Super Regional Appearances: 4 (2001, 2004, 2006, 2008)
Super Regional Championships: 4 (2001, 2004, 2006, 2008)
College World Series Appearances: 6 (1987, 1990, 2001, 2004, 2006, 2008)
National Championships: 1 (1990)
All-Time NCAA Tournament Record: 52-34 (.605)

Head Coach Scott Stricklin

Hometown: Athens, Ohio
Alma Mater: Kent State (1995)
Born: Feb. 17, 1972
Career Record: 553-349-1 (17th season)
Record at Georgia: 203-161-1 (Eighth season)

2020 Roster

No	Name	Pos.	Ht.	Wt.	Cl.	Hometown / Last School
22	Dwight Allen	OF	6-1	190	Fr.	Milton, Ga. / Woodward Academy
44	Ben Anderson	OF	6-1	171	R-So.	LaGrange, Ga. / LaGrange
35	Hank Bearden	RHP	6-0	175	Fr.	Rocky Face, Ga. / Northwest Whitfield HS
24	Garrett Blaylock	INF	6-3	206	Jr.	Asheville, N.C. / T.C. Roberson
34	Garrett Brown	RHP	6-7	209	R-Fr.	Manchester, Ga. / Manchester HS
47	Collin Caldwell	LHP	5-11	190	Fr.	Powder Springs, Ga. / Harrison HS
12	Jonathan Cannon	RHP	6-6	207	Fr.	Alpharetta, Ga. / Centennial HS
16	Will Childers	RHP	6-4	213	Fr.	Evans, Ga. / Lakeside HS
6	Corey Collins	C	6-3	220	Fr.	Suwanee, Ga. / North Gwinnett HS
11	Nolan Crisp	RHP	5-9	185	So.	Locust Grove, Ga. / Locust Grove HS
43	Max DeJong	RHP	6-1	200	Fr.	Powder Springs, Ga. / Hillgrove HS
1	Buddy Floyd	INF	5-7	160	Fr.	Covington, Ga. / Pope HS
88	Ryland Goede	1B	6-6	240	Fr.	Kennesaw, Ga. / Kennesaw Mountain
29	Charlie Goldstein	LHP	6-1	185	Fr.	Alpharetta, Ga. / Alpharetta HS
13	Fernando Gonzalez	C	5-10	180	Fr.	Marietta, Ga. / North Cobb Christian HS
19	Jack Gowen	RHP	6-1	212	So.	Folkston, Ga. / Charlton County HS
9	Kameron Guidry	INF	5-11	172	Fr.	Snellville, Ga. / Redan HS
8	Parks Harber	3B	6-3	214	Fr.	Atlanta, Ga. / The Westminster School
41	Ben Harris	OF/LHP	6-1	188	So.	Alpharetta, Ga. / Milton HS
33	Patrick Holloman	LHP	6-1	195	Fr.	McDonough, Ga./ Ola HS
4	Randon Jernigan	OF	6-0	185	So.	Brunswick, Ga. / Glynn Academy
42	Caleb Ketchup	SS	5-10	160	Fr.	Marietta, Ga. / Holy Innocents Episcopal
31	Riley King	INF/OF	6-0	189	R-Jr.	Lawrenceville, Ga. / Collins Hill
2	Shane Marshall	C	6-4	206	So.	Naples, Fla. / Gulf Coast HS
28	Joshua McAllister	INF	5-10	182	Jr.	Cumming, Ga. / Lambert HS
30	Mason Meadows	C	6-1	228	R-Jr.	Roswell, Ga. / Pope
18	Bryce Melear	RHP	6-2	165	Fr.	Evans, Ga. / Greenbrier HS
21	Logan Moody	RHP	6-2	206	R-Sr.	LaGrange, Ga. / LaGrange
26	Trippe Moore III	OF	6-0	185	Fr.	Forsyth, Ga. / Mary Persons HS
39	Darryn Pasqua	RHP	6-4	191	R-So.	Rocky Face, Ga. / Christian Heritage
46	Will Pearson	RHP	6-2	170	Fr.	Watkinsville, Ga. / North Oconee HS
32	Michael Polk	RHP	6-3	205	Fr.	Milton, Ga. / Cambridge HS
20	Chaney Rogers	OF/1B	6-1	207	Jr.	Ringgold, Ga. / Gordon Lee
3	Brandon Smith	RHP	6-2	204	Fr.	Woodstock, Ga. / River Ridge HS
5	C.J. Smith	LHP	6-1	191	Jr.	Royston, Ga. / Home School
7	Garrett Spikes	INF	6-4	195	Fr.	Lawrenceville, Ga. / Mountain View HS
0	Josh Stinson	OF/INF	6-1	176	Fr.	Lawrenceville, Ga. / Grayson HS
14	Liam Sullivan	LHP/OF	6-6	230	Fr.	Sandy Springs, Ga. / Marist
15	Cole Tate	INF	6-2	192	Jr.	Bishop, Ga. / Oconee
23	Connor Tate	INF	6-3	210	R-So.	Bishop, Ga. / Oconee
27	Luke Wagner	LHP/OF	6-0	175	Fr.	New Cumberland, Penn. / Red Land HS
25	Lane Watkins	OF/C/1B	6-2	199	Fr.	Hoschton, Ga. / Jefferson HS
55	Ryan Webb	LHP	6-1	196	Jr.	Roswell, Ga. / Pope
17	Jaden Woods	LHP	6-2	190	Fr.	Warner Robins, Ga. / Houston Co. HS

2021 Schedule

F19-21	Evansville	Athens, Ga.
F24	at Georgia State	Atlanta, Ga.
F26-28	Gardner-Webb	Athens, Ga.
M2	Kennesaw State	Kennesaw, Ga.
M5-7	North Florida	Athens, Ga.
M9	Georgia Southern	Statesboro, Ga.
M12-14	Lipscomb	Athens, Ga.
M16	vs. Wofford	Greenville, S.C.
M19-21	Tennessee*	Athens, Ga.
M23	Kennesaw State	Athens, Ga.
M26-28	at Texas A&M*	College Station, Texas
M30	at Clemson	Clemson, S.C.
A2-4	South Carolina*	Athens, Ga.
A6	Georgia Southern	Athens, Ga.
A8-10	at Vanderbilt*	Nashville, Tenn.
A13	Georgia State	Athens, Ga.
A16-18	Kentucky*	Athens, Ga.
A20	Clemson	Athens, Ga.
A23-25	at Missouri*	Columbia, Mo.
A27	Georgia Tech	Athens, Ga.
A29-M1	Auburn*	Athens, Ga.
M7-9	Arkansas*	Fayetteville, Ark.
M14-16	at Florida*	Gainesville, Fla.
M18	at Georgia Tech	Atlanta, Ga.
M20-22	Ole Miss*	Athens, Ga.

**SEC Game*

Quick Facts
Location: Lexington, Ky.
Founded: 1865
Enrollment: 30,227
President: Dr. Eli Capilouto
Faculty Representative: Joseph L. Fink
Athletic Director: Mitch Barnhart
Nickname: Wildcats
Colors: Blue and White
Stadium: Kentucky Proud Park (5,000)

Team Information
Head Coach: Nick Mingione
Assistants: Dan Roszel, Will Coggin
Todd Guilliams (vol.)
2020 Overall Record: 11-6

Media Services
Baseball SID: Matt May
Office Phone: (859) 257-8504
E-mail: matt.may@uky.edu
Cell Phone: (859) 806-7463
Internet Address: www.UKathletics.com

Team History
All-Time Record: 1,953-1,856-25 (.513)
SEC Record: 748-979-8 (.433)
SEC Championships: 1 (2006)
SEC Tournament Appearances: 21 (1979, 1981, 1987-88, 1991, 1993-96, 1998-2000, 2006, 2008, 2012-14, 2016-18)
SEC Tournament Record: 22-36 (.379)
SEC Tournament Championships: 07 (1981, 1982, 1984, 1988, 1991, 2011, 2015)
NCAA Regional Appearances: 9 (1949, 1950, 1988, 1993, 2006, 2008, 2012, 2014, 2017)
NCAA Regional Championships: 0
Super Regional Appearances: 0
Super Regional Championships: 0
College World Series Appearances: 0
National Championships: 0
All-Time NCAA Tournament Record: 14-18 (.438)

Head Coach Nick Mingione

Hometown: Tarrytown, N.Y.
Alma Mater: Embry-Riddle (2000)
Born: Sept. 10, 1978
Career Record: 114-80 (5th season)
Record at Kentucky: Same

2021 Roster

No	Name	Pos.	Ht.	Wt.	Cl.	Hometown / Last School
28	Oraj Anu	OF	6-1	235	Sr.	Orlando, Fla./Wallace-Dothan CC
51	Chase Bryan	OF	6-0	215	Jr.	White Hall, Ark./Seminole State College
55	Tyler Burchett	RHP	6-5	235	So.	Airville, Pa./Red Lion Area HS
44	Devin Burkes	C	6-3	205	Fr.	Ocala, Fla./ Villages Charter HS
41	Evan Byers	LHP	5-11	180	Fr.	Nicholasville, Ky./ Lexington Christian Academy
6	Reuben Church	IF	6-2	230	Fr.	Maryville, Tenn./ Maryville HS
36	Ron Cole	RHP	6-2	215	So.	Neptune City, N.J./Neptune HS
5	T.J. Collett	1B	6-1	220	Sr.	Terre Haute, Ind./Terre Haute North Vigo HS
20	Braxton Cottongame	LHP	6-3	205	Jr.	Hazard, Ky./Perry County Central HS
35	Cole Daniels	LHP	6-1	230	Jr.	Ann Arbor, Mich./Saline HS
31	Alex Degen	RHP	6-8	210	Jr.	Readington Township, N.J./Hunterdon Central HS
12	Chase Estep	IF	6-0	200	So.	Corbin, Ky./Corbin HS
7	Drew Grace	IF	6-0	185	So.	Pottsville, Pa./Blue Mountain HS
24	Ryan Hagenow	RHP	6-5	220	Fr.	Knoxville, Tenn./Farragut HS
33	Trae Harmon	1B	6-4	245	Jr.	Somerset, Ky./Somerset HS
34	Sean Harney	RHP	6-0	190	Sr.	Natick, Mass./Massachusetts
54	Daniel Harper	RHP	6-4	230	Sr.	Fairway, Kan./Bishop Miege HS
50	Mason Hazelwood	LHP	6-5	225	Sr.	Salvisa, Ky./Mercer County Senior HS
10	Jack Hicks	IF	6-2	190	Fr.	Raleigh, N.C./ Leesville Road HS
37	Cam Hill	OF	5-10	185	Jr.	Georgetown, Ky./Scott County HS
13	Brendan Hord	C	5-10	210	So.	Lexington, Ky./Dunbar HS
21	Wyatt Hudepohl	RHP	6-4	220	Fr.	Mason, Ohio/St. Xavier HS
45	Holt Jones	RHP	6-8	235	Sr.	Santa Monica, Calif./Clemson
40	Zach Kammin	RHP	6-3	195	Sr.	Woodstock, Ill./Coe College
25	Coltyn Kessler	C	6-2	220	Sr.	High Ridge, Mo./Rockwood Summit Sr. HS
23	Houston King	OF	5-11	175	Fr.	Cabot, Ark./Cabot HS
48	Zack Lee	RHP	6-4	200	So.	Effingham, Ill./Effingham HS
4	Zeke Lewis	IF	5-9	160	Sr.	Atlanta, Ga./Mays HS
8	Kirk Liebert	OF/C	6-0	190	Jr.	Owensboro, Ky./Wabash Valley CC
11	Trip Lockhart	RHP	6-3	195	Sr.	Lexington, Ky./Lexington Catholic HS
46	Seth Logue	RHP	6-1	185	Fr.	Mason, Ohio/Archbishop Moeller HS
22	Dillon Marsh	LHP	6-1	220	Jr.	Elizabethtown, Pa./Lancaster Catholic HS
19	Nolan McCarthy	UTL	6-0	195	Fr.	Kalamazoo, Mich./Portage Northern HS
26	Jacob Plastiak	IF	6-3	215	Jr.	Chicago, Ill./Wichita State/Wabash Valley CC
38	Jimmy Ramsey	RHP	6-9	255	Sr.	Tonka Bay, Minn./Minnetonka HS
1	John Rhodes	OF	6-0	200	So.	Soddy Daisy, Tenn./Chattanooga Christian HS
39	Hunter Rigsby	RHP	6-4	235	Jr.	Mount Vernon, Ky./Rockcastle County HS
47	Ryan Ritter	IF	6-2	190	So.	Tinley Park, Ill./John A. Logan College
9	Alonzo Rubalcaba	C	6-0	200	Jr.	Fairfield, Calif./ UCSB/ Santa Barbara City College (CA)
2	Austin Schultz	IF/OF	5-9	200	Jr.	Adams, Neb./Norris HS
30	Jaren Shelby	OF	5-11	205	Sr.	Lexington, Ky./State College of Florida
49	Austin Strickland	RHP	6-2	210	FR-HS	Winchester, Ohio/Archbishop Moeller HS
16	Cole Stupp	RHP	6-4	205	SO-1L	Milton, Ga./Milton HS

2021 Schedule

F19-21	at North Carolina	Chapel Hill, N.C.
F23	Miami (OH)	Lexington, Ky.
F26-28	Milwaukee	Lexington, Ky.
M2	Eastern Kentucky	Lexington, Ky.
M3	Evansville	Lexington, Ky.
M5-7	Ball State	Lexington, Ky.
M9	Western Kentucky	Lexington, Ky.
M12-14	Georgia State	Lexington, Ky.
M16	Murray State	Lexington, Ky.
M19-21	Missouri*	Lexington, Ky.
M23	Butler	Lexington, Ky.
M26-28	at Auburn*	Auburn, Ala.
M30	Bellarmine	Lexington, Ky.
A1-3	at Mississippi State*	Starkville, Miss.
A6	at Louisville	Louisville, Ky.
A9-11	LSU*	Lexington, Ky.
A13	Bellarmine	Lexington, Ky.
A16-18	at Georgia*	Athens, Ga.
A20	Louisville	Lexington, Ky.
A23-25	Alabama*	Lexington, Ky.
A27	Eastern Kentucky	Lexington, Ky.
A29-M1	at Tennessee*	Knoxville, Tenn.
M6-8	Florida*	Lexington, Ky.
M11	Morehead State	Lexington, Ky.
M14-16	South Carolina*	Lexington, Ly.
M18	Tennessee Tech	Lexington, Ky.
M20-22	at Vanderbilt*	Nashville, Tenn.

**SEC Game*

LSU

Quick Facts
Location: Baton Rouge, La.
Founded: 1860
Enrollment: 30,987
Interim President: Tom Galligan
Faculty Representative: Dr. Bill Demastes
Athletic Director: Scott Woodward
Nickname: Fighting Tigers
Colors: Purple and Gold
Stadium: Alex Box Stadium, Skip Bertman Field (10,326)

Team Information
Head Coach: Paul Mainieri
Assistants: Alan Dunn, Nolan Cain, Eddie Smith (vol.)
2020 Overall Record: 12-5

Media Services
Baseball SID: Bill Franques
Office Phone: (225) 578-2527
E-mail: wfranqu@lsu.edu
Cell Phone: (225) 241-4359
Internet Address: www.LSUsports.net

Team History
All-Time Record: 2,641-1,630-31 (.618)
SEC Record: 985-782-9 (.557)
SEC Championships: 17 (1939-43-46-61-75-86-90-91-92-93-96-97-2003-09-12-15-17)
SEC Tournament Appearances: 34 (1979-85-86-87-88-89-90-91-92-93-94-95-96-97-98-99-2000-01-02-03-04-05-06-08-09-10-12-13-14-15-16-17-18-19)
SEC Tournament Record: 87-43 (.669)
SEC Tournament Championships: 12 (1986-90-92-93-94-2000-08-09-10-13-14-17)
NCAA Regional Appearances: 32 (1975-85-86-87-89-90-91-92-93-94-95-96-97-98-99-2000-01-02-03-04-05-08-09-10-12-13-14-15-16-17-18-19)
NCAA Regional Championships: 24 (1986-87-89-90-91-93-94-96-97-98-99-2000-01-02-03-04-08-09-12-13-15-16-17-19)
Super Regional Appearances: 12 (1999-2000-01-02-03-04-08-09-12-13-15-16-17-19)
Super Regional Championships: 8 (2000-03-04-08-09-13-15-17)
College World Series Appearances: 18 (1986-87-89-90-91-93-94-96-97-98-2000-03-04-08-09-13-15-17)
National Championships: 6 (1991-93-96-97-2000-09)
All-Time NCAA Tournament Record: 157-65 (.707)

Head Coach Paul Mainieri

Hometown: Miami, Fla.
Alma Mater: Florida International (1980)
Born: Aug. 29, 1957
Career Record: 1,467-752-8 (39th season)
Record at LSU: 603-260-3 (15th season)

2021 Roster

No	Name	Pos.	Ht.	Wt.	Cl.	Hometown / Last School
2	Zach Arnold	INF	6-2	207	So.	Temecula, Calif. / Great Oak HS
8	Matthew Beck	RHP	6-7	236	Gr.	Alexandria, La. / Alexandria HS
24	Cade Beloso	OF/1B	6-0	216	Jr.	New Orleans, La. / John Curtis HS
5	Drew Bianco	INF/OF	6-0	203	Jr.	Oxford, Miss. / Oxford HS
46	Alex Brady	LHP	5-9	212	So.	Longview, Wash. / R.A. Long HS
49	Javen Coleman	LHP	6-2	173	Fr.	Richmond, Texas / Home Schooled
16	Collier Cranford	INF	6-0	184	So.	Zachary, La. / Zachary HS
3	Dylan Crews	INF/OF	6-0	203	Fr.	Longwood, Fla. / Lake Mary HS
7	Giovanni DiGiacomo	OF	6-1	187	Jr.	Naples, Fla. / Canterbury HS
45	Braden Doughty	C/UTIL	6-1	193	Sr.	Denham Springs, La. / Denham Springs HS
4	Cade Doughty	INF	6-1	195	So.	Denham Springs, La. / Denham Springs HS
10	Brody Drost	OF	6-2	205	Fr.	Lake Charles, La. / Barbe HS
6	Gavin Dugas	INF/OF	5-10	204	Jr.	Houma, La. / Houma Christian HS
43	Garrett Edwards	RHP	6-5	195	Fr.	Pitkin, La. / Pitkin HS
9	Ty Floyd	RHP	6-2	194	Fr.	Rockmart, Ga. / Rockmart HS
28	Devin Fontenot	RHP	6-1	181	Sr.	The Woodlands, Texas / The Woodlands HS
33	Michael Fowler	RHP	6-3	185	Fr.	Trussville, Ala. / Hewitt-Trussville HS
32	Aaron George	RHP	6-5	226	Gr.	Monroe, La. / Ouachita Christian / San Jacinto
14	Maurice Hampton Jr.	OF	6-0	217	So.	Memphis, Tenn. / Memphis University HS
47	Jacob Hasty	LHP	6-2	219	So.	Keller, Texas / Liberty Christian HS
48	Will Hellmers	RHP	6-4	203	Fr.	Metairie, La. / Jesuit HS
0	Jaden Hill	RHP	6-4	234	Jr.	Ashdown, Ark. / Ashdown HS
52	Ma'Khail Hilliard	RHP	6-0	150	Sr.	Central, La. / Central HS
37	Brandon Kaminer	LHP	6-2	205	Sr.	Coral Springs, Fla. / Stoneman Douglas / Wallace
26	AJ Labas	RHP	6-3	223	R-Jr.	Fleming Island, Fla. / Trinity Christian HS
11	Landon Marceaux	RHP	6-0	179	Jr.	Destrehan, La. / Destrehan HS
20	Alex Milazzo	C	5-10	190	So.	Zachary, La. / Zachary HS
29	Theo Millas	RHP	6-4	201	Fr.	Burnaby, British Columbia / Ecole Alpha HS
44	Blake Money	RHP	6-7	261	Fr.	Spring Hill, Tenn. / Summit HS
18	Tre' Morgan	1B	6-1	191	Fr.	New Orleans, La. / Brother Martin HS
38	Zachary Murray	RHP	6-0	173	Fr.	Buford, Ga. / Lanier HS
41	Brooks Rice	RHP	6-3	197	Fr.	Madison, Miss. / Madison Central HS
17	Will Safford	INF/OF	5-8	163	Fr.	Baton Rouge, La. / University HS
22	Mitchell Sanford	OF	6-2	192	So.	Berwick, La. / Berwick HS
13	Jordan Thompson	INF	6-1	176	Fr.	Chula Vista, Calif. / Helix HS
25	Hayden Travinski	C	6-3	218	So.	Shreveport, La. / Airline HS
30	Trent Vietmeier	RHP	6-3	207	Sr.	Pittsburgh, Pa. / Montour HS
27	Jake Wyeth	C	6-2	220	Jr.	Lake Travis, Texas / Lake Travis / Cisco

2021 Schedule

F19	Air Force	Baton Rouge, La.
F20	Notre Dame	Baton Rouge, La.
F21	Louisiana Tech	Baton Rouge, La.
F23	Southern	Baton Rouge, La.
F24	at UL-Lafayette	Lafayette, La.
F26-27	Youngstown State	Baton Rouge, La.
F27	Nicholls	Baton Rouge, La.
M2	Nicholls	Baton Rouge, La.
M5	Oral Roberts	Baton Rouge, La.
M6	New Orleans	Baton Rouge, La.
M7	Oral Roberts	Baton Rouge, La.
M9	Texas Southern	Baton Rouge, La.
M10	at New Orleans	New Orleans, La.
M12	UTSA	Baton Rouge, La.
M13	Baylor	Baton Rouge, La.
M14	UTSA	Baton Rouge, La.
M16	SE Louisiana	Baton Rouge, La.
M19-21	Mississippi State*	Baton Rouge, La.
M23	at Tulane	New Orleans, La.
M26-28	at Tennessee*	Knoxville, Tenn.
M30	South Alabama	Baton Rouge, La.
A1-3	Vanderbilt*	Baton Rouge, La.
A6	McNeese State	Baton Rouge, La.
A9-11	at Kentucky*	Lexington, Ky.
A13	Grambling State	Baton Rouge, La.
A15-17	South Carolina*	Baton Rouge, La.
A20	ULM	Baton Rouge, La.
A22-24	at Ole Miss*	Oxford, Miss.
A30-M2	Arkansas*	Baton Rouge, La.
M4	Southern	Baton Rouge, La.
M6-8	at Auburn*	Auburn, Ala.
M11	Louisiana Tech	Ruston, La.
M14-16	Alabama*	Baton Rouge, La.
M18	Northwestern State	Baton Rouge, La.
M20-22	at Texas A&M*	College Station, Texas

**SEC Game*

Quick Facts

Location: Oxford, Miss.
Founded: 1848
Enrollment: 21,676
Chancellor: Dr. Glenn Boyce
Faculty Representative: Dr. Ron Rychlak
Athletic Director: Keith Carter
Nickname: Rebels
Colors: Cardinal Red and Navy Blue
Stadium: Oxford-University Stadium/Swayze Field (10,715)

Team Information

Head Coach: Mike Bianco
Assistants: Carl Lafferty, Mike Clement
Chris Cleary (vol.)
2020 Overall Record: 16-1

Media Services

Baseball SID: Alex Sims
Office Phone: (662) 915-1083
E-mail: apsims@olemiss.edu
Cell Phone: (662) 816-9610
Internet Address: www.OleMissSports.com

Team History

All-Time Record: 2,240-1,611-20 (.581)
SEC Record: 850-959-2 (.471)
SEC Championships: 7 (1959, '60, '64, '69, '72, '77, 2009)
SEC Tournament Appearances: 24 (1977, 1980, 1982, 1993-95, 1999, 2001, 2003-10, 2012-19)
SEC Tournament Record: 41-41 (.500)
SEC Tournament Championships: 3 (1977, 2006, 2018)
NCAA Regional Appearances: 23 (1956, 1964, 1969, 1972, 1977, 1995, 1999, 2001, 2003-10, 2012-19)
NCAA Regional Championships: 10 (1956, 1964, 1969, 1972, 2005-07, 2009, 2014, 2019)
Super Regional Appearances: 6 (2005-07, 2009, 2014, 2019)
Super Regional Championships: 1 (2014)
College World Series Appearances: 1 (2014)
National Championships: 0
All-Time NCAA Tournament Record: 58-50 (.537)

Head Coach Mike Bianco

Hometown: Seminole, Fla.
Alma Mater: LSU (1989)
Born: May 3, 1967
Career Record: 867-511-1 (24th season)
Record at Ole Miss: 767-440-1 (21st season)

2021 Roster

No	Name	Pos.	Ht.	Wt.	Cl.	Hometown / Last School
49	Cody Adcock	RHP	6-3	205	Fr.	Texarkana, Ark. / Arkansas
32	Kemp Alderman	UT/RHP	6-3	265	Fr.	Decatur, Miss. / Newton County Academy
19	Cael Baker	IF/C	6-0	250	Sr.*	Gahanna, Ohio / Gahanna Lincoln / Wabash Valley
43	Cole Baker	RHP	6-2	195	So.	Hoover, Ala. / Hoover
44	Luke Baker	LHP	6-6	200	Fr.	Gainesville, Fla. / F.W. Buchholz
8	Justin Bench	IF/OF	6-0	185	Jr.	Redington Beach, Fla. / Calvary Christian
27	Taylor Broadway	RHP	5-11	205	Sr.	Cypress, Texas / Cypress Christian / Tyler JC
55	Wes Burton	RHP	6-8	235	So.	Santa Monica, Calif. / Windward
1	Peyton Chatagnier	IF/OF	5-10	175	So.	Cypress, Texas / Cy-Fair
22	Max Cioffi	RHP	6-4	220	Sr.*	Chicago, Ill. / Saint Patrick
2	Derek Diamond	RHP/IF	6-2	200	So.	Ramona, Calif. / Ramona
39	Jack Dougherty	RHP	6-4	215	Fr.	Collierville, Tenn. / Collierville
13	Hayden Dunhurst	C	5-11	220	So.	Carriere, Miss. / Pearl River Central
48	Jerrion Ealy	OF	5-8	190	So.	Walnut Grove, Miss. / Jackson Prep
25	Tim Elko	IF/OF	6-4	240	Sr.*	Lutz, Fla. / Hillborough
29	Braden Forsyth	RHP	6-3	215	Jr.	Coldwater, Miss. / Magnolia Heights / Meridian CC
7	Jacob Gonzalez	IF	6-2	200	Fr.	Glendora, Calif. / Glendora
35	Kevin Graham	IF/OF	6-0	195	Jr.	O'Fallon, Mo. / Westminster Christian
20	Calvin Harris	C	6-0	205	Fr.	Peosta, Iowa / Western Dubuque
17	Gunnar Hoglund	RHP/IF	6-4	220	Jr.	Hudson, Fla. / Dayspring Christian Academy 12
Greer	Holston	RHP	6-4	215	Sr.	Long Beach, Miss. / IMG Academy
37	Brandon Johnson	RHP	6-0	195	Jr.	Cottondale, Ala. / Brookwood / Columbia State CC
24	Jackson Kimbrell	LHP	6-1	195	So.	Birmingham, Ala. / Oak Mountain
14	Trey LaFleur	OF/IF	6-3	190	So.	Pensacola, Fla. / J.M. Tate
9	Hayden Leatherwood	OF	6-1	200	Sr.*	Collierville, Tenn. / Christian Brothers / Northwest Mississippi CC
4	Knox Loposer	C	5-10	195	Jr.	Madison, Miss. / Jackson Prep
47	Luke Lyon	RHP	6-2	220	Fr.	Hattiesburg, Miss. / Oak Grove
23	Josh Mallitz	RHP	6-3	195	Fr.	Tampa, Fla. / Tampa Jesuit
16	TJ McCants	IF	6-3	190	Fr.	Cantonment, Fla. / Pensacola Catholic
21	Drew McDaniel	RHP	6-2	185	So.	Lafayette, La. / Saint Thomas More
28	Austin Miller	RHP	6-7	215	Sr.	North Liberty, Iowa / Iowa City West / Kirkwood CC
18	Mitch Murrell	RHP	6-4	210	So.	Ocean Springs, Miss. / Ocean Springs
34	Tyler Myers	RHP	6-1	180	Sr.	Houston, Texas / J. Frank Dobie Paris JC
26	Doug Nikhazy	LHP/OF	6-0	205	Jr.	Windermere, Fla. / West Orange
45	Jacob Payne	RHP	6-3	215	Fr.	Madison, Miss. / Madison Central
10	John Rhys Plumlee	OF	6-0	200	So.	Hattiesburg, Miss. / Oak Grove
6	Cade Sammons	OF	5-10	175	So.	Jackson, Tenn. / University School of Jackson
3	Hudson Sapp	OF	5-10	190	Fr.	Dawsonville, Ga. / Dawson County
38	Logan Savell	RHP	6-4	185	R-So.	Madison, Miss. / Madison Central
33	Ben Van Cleve	IF	6-3	265	Sr.*	Indianola, Miss. / Indianola Academy / Northwest Mississippi CC
40	Garrett Wood	IF	5-11	175	Jr.	Claremore, Okla. / Claremore / Johnson County CC

2021 Schedule

F19	vs. TCU	Arlington, Texas
F20	vs. Texas Tech	Arlington, Texas
F21	vs. Texas	Arlington, Texas
F23	Arkansas State	Oxford, Miss.
F26-28	UCF	Oxford, Miss.
M2	Memphis	Oxford, Miss.
M3	Jackson State	Oxford, Miss.
M5-7	Belmont	Oxford, Miss.
M9	Alcorn State	Oxford, Miss.
M12-14	ULM	Oxford, Miss.
M16-17	at Louisiana Tech	Ruston, La.
M19-21	Auburn*	Oxford, Miss.
M23	Central Arkansas	Oxford, Miss.
M26-28	at Alabama*	Tuscaloosa, Ala.
M30	North Alabama	Oxford, Miss.
A1-3	at Florida*	Gainesville, Fla.
A9-11	Arkansas*	Oxford, Miss.
A13	Austin Peay	Oxford, Miss.
A16-18	at Mississippi State*	Starkville, Miss.
A20	Little Rock	Oxford, Miss.
A20-22	LSU*	Oxford, Miss.
A30-M2	South Carolina*	Oxford, Miss.
M4	Arkansas State	Oxford, Miss.
M7-9	at Texas A&M*	College Station, Texas
M11	Little Rock	Oxford, Miss.
M14-16	Vanderbilt*	Oxford, Miss.
M18	UT Martin	Oxford, Miss.
M20-22	at Georgia*	Athens, Ga.

**SEC Game*

MISSISSIPPI STATE

Quick Facts
Location: Starkville, Miss.
Founded: 1878
Enrollment: 22,226
President: Dr. Mark Keenum
Faculty Representative: Dr. Steven Turner
Athletic Director: John Cohen
Nickname: Bulldogs
Colors: Maroon and White
Stadium: Dudy Noble Field, Polk-Dement Stadium (15,000)

Team Information
Interim Head Coach: Chris Lemonis
Assistants: Scott Foxhall, Jake Gautreau
Kyle Cheesebrough (vol.)
2020 Overall Record: 12-4

Media Services
Baseball SID: Greg Campbell
Office Phone: (662) 325-8881
E-mail: gcampbell@athletics.msstate.edu
Cell Phone: (814) 876-0824
Internet Address: www.HailState.com

Team History
All-Time Record: 2,704-1,580-29 (.630)
SEC Record: 958-823-3 (.539)
SEC Championships: 11 (1948-49, 1965-66, 1970-71, 1979, 1985, 1987, 1989, 2016)
SEC Tournament Appearances: 34 (1977-79, 1981, 1983-85, 1987-2003, 2005, 2007, 2011-19)
SEC Tournament Record: 66-55 (.545)
SEC Tournament Championships: 7 (1979, 1985, 1987, 1990, 2001, 2005, 2012)
NCAA Regional Appearances: 38 (1949, 1953, 1965-66, 1970-71, 1978-79, 1981, 1983-85, 1987-93, 1996-2001, 2003-07, 2011-14, 2016-19)
NCAA Regional Championships: 15 (1979, 1981, 1985, 1990, 1997-98, 2000-01, 2007, 2011, 2013, 2016-19)
Super Regional Appearances: 9 (2000, 2001, 2007, 2011, 2013, 2016-19)
Super Regional Championships: 4 (2007, 2013-19)
College World Series Appearances: 11 (1971, 1979, 1981, 1985, 1990, 1997, 1998, 2007, 2013, 2018, 2019)
National Championships: 0
All-Time NCAA Tournament Record: 115-87 (.569)

Head Coach Chris Lemonis

Hometown: Myrtle Beach, S.C.
Alma Mater: The Citadel (1992)
Born: Jan. 22, 1970
Career Record: 205-110-2 (Seventh season)
Record at Mississippi State: 64-19 (Third season)

2021 Roster

No	Name	Pos.	Ht.	Wt.	Cl.	Hometown / Last School
38	Kole Alford	LHP	6-2	175	So.	McComb, Miss. / North Pike Senior
5	Tanner Allen	OF	5-11	190	Sr.	Theodore, Ala. / UMS-Wright Prep
24	Will Bednar	RHP	6-2	229	So.	Valencia, Pa. / Mars Area
51	Dylan Carmouche	LHP	6-5	210	Fr.	Denham Springs, La. / LSU Laboratory
37	Eric Cerantola	RHP	6-5	222	Jr.	Oakville, Ontario / Ecole Secondaire Catholique Sainte-Trinite
11	Kellum Clark	IF	6-4	220	Fr.	Brandon, Miss. / Brandon
33	Brad Cumbest	OF	6-5	250	Jr.	Hurley, Miss. / East Central
3	Scotty Dubrule	IF	5-10	180	Gr.	Venice, Fla. / Venice
40	Jaxen Forrester	RHP	6-0	195	Sr.	Spanish Fort, Ala. / Spanish Fort
43	Lane Forsythe	IF	5-11	175	Fr.	Humboldt, Tenn. / Trinity Christian Academy
27	Jackson Fristoe	RHP	6-4	205	Fr.	Paducah, Ky. / Paducah Tilghman
44	Kace Garner	C	6-1	195	Jr.	Brandon, Miss. / Northwest Rankin
49	Corbin Grantham	OF	5-10	185	Fr.	Gainesville, Fla. / Buchholz
20	Luke Hancock	C	5-11	190	Jr.	Houston, Miss. / Houston
48	Houston Harding	LHP	6-1	222	Sr.	Walls, Miss. / Evangelical Christian School (Tenn.)
10	Josh Hatcher	IF/OF	6-2	198	Sr.	Albany, Ga. / Lee County
2	KC Hunt	RHP	6-3	201	So.	Wycoff, N.J. / Ramapo
6	Kamren James	IF	6-2	192	So.	Southaven, Miss. / Desoto Central
35	Preston Johnson	RHP	6-3	245	Jr.	Crystal Springs, Miss. / Copiah Academy
9	Landon Jordan	IF	6-0	194	Jr.	Poplarville, Miss. / Hancock
4	Rowdey Jordan	OF	5-10	185	Sr.	Auburn, Ala. / Auburn
29	Carlisle Koestler	RHP	5-11	191	Gr.	Vicksburg, Miss. / Warren Central
31	Tanner Leggett	IF	5-10	164	Sr.	Raymond, Miss. / Central Hinds Academy
34	Shane Lewis	IF	6-1	190	Fr.	Vicksburg, Miss. / Warren Central
26	Xavier Lovett	RHP	5-11	180	So.	Houston, Texas / Westfield
28	Christian MacLeod	LHP	6-4	227	Jr.	Huntsville, Ala. / Huntsville
25	Kyte McDonald	OF	5-10	190	So.	San Antonio, Texas / Antonian
8	Drew McGowan	OF	6-1	182	So.	Hopkinsville, Ky. / University Heights Academy
12	Davis Meche	IF	5-11	170	Fr.	Lake Charles, La. / Barbe
18	Chase Patrick	RHP	5-9	172	Sr.	Ellaville, Ga. / Schley Country
50	Brandon Pimentel	IF/OF	6-3	210	Jr.	El Paso, Texas / Socorro
55	Spencer Price	RHP	6-2	240	Gr.	Olive Branch, Miss. / DeSoto Central
46	Austin Reed	OF	6-2	180	Fr.	Buckner, Ky. / Oldham County
13	Davis Rokose	LHP	6-0	195	So.	Johns Creek, Ga. / Chattahooche
14	Riley Self	RHP	6-4	241	Gr.	Coldwater, Miss. / Magnolia Heights School
30	Jared Shemper	LHP	6-0	225	Sr.	Germantown, Tenn. / Christian Brothers
17	Stone Simmons	RHP	6-3	220	So.	Houston, Texas / The Kinkaid School
23	Landon Sims	RHP	6-2	216	So.	Cumming, Ga. / South Forsyth
36	Brayland Skinner	OF	5-11	170	Sr.	Lake Cormorant, Miss. / Lake Cormorant
7	Brandon Smith	RHP	6-3	213	Jr.	Richland, Miss. / Richland
15	Cade Smith	RHP	6-1	190	Fr.	Southaven, Miss. / DeSoto Central
32	Parker Stinnett	RHP	6-2	185	Jr.	Oxford, Miss. / Oxford
47	Drew Talley	RHP	6-2	200	Sr.	Huntsville, Ala. / Huntsville
19	Logan Tanner	C	6-0	218	So.	Lucedale, Miss. / George County
39	Mikey Tepper	RHP	6-2	195	Fr.	Fort Mill, S.C. / Fort Mill
45	Cameron Tullar	LHP	6-2	190	Jr.	Brighton, Mich. / Brighton

2021 Schedule

F19	vs. Texas	Arlington, Texas
F20	vs. TCU	Arlington, Texas
F21	vs. Texas Tech	Arlington, Texas
F23-24	Jackson State	Starkville, Miss.
F26-28	Tulane	Starkville, Miss.
M2	vs. Southern Miss	Pearl, Miss.
M5-7	Tennessee Tech	Starkville, Miss.
M9	Grambling State	Starkville, Miss.
M10	UL-Lafayette	Starkville, Miss.
M12-14	Eastern Michigan	Starkville, Miss.
M16	Samford	Starkville, Miss.
M19-21	at LSU*	Baton Rouge, La.
M23	UT Martin	Starkville, Miss.
M26-28	Arkansas*	Starkville, Miss.
M30	Mississippi Valley State	Starkville, Miss.
A1-3	Kentucky*	Starkville, Miss.
A6	Southern	Starkville, Miss.
A9-11	at Auburn*	Auburn, Ala.
A13	Arkansas State	Starkville, Miss.
A16-18	Ole Miss*	Starkville, Miss.
A20	UAB	Starkville, Miss.
A23-25	at Vanderbilt*	Nashville, Tenn.
A30-M2	Texas A&M*	Starkville, Miss.
M7-9	at South Carolina*	Columbia, S.C.
M14-16	Missouri	Starkville, Miss.
M18	Jacksonville State	Starkville, Miss.
M20-22	at Alabama*	Tuscaloosa, Ala.

**SEC Game*

Quick Facts
Location: Columbia, Mo.
Founded: 1839
Enrollment: 30,849
President: Dr. Mun Y. Choi
Faculty Representative: Pamela Hinton
Athletic Director: Jim Sterk
Nickname: Tigers
Colors: Old Gold and Black
Stadium: Taylor Stadium at Simmons Field (3,031)

Team Information
Head Coach: Steve Bieser
Assistants: Fred Corral, Jason Hagerty
2020 Overall Record: 11-5

Media Services
Baseball SID: Ben Ramirez
Office Phone: (573) 882-1645
E-mail: bmr3vv@mail.missouri.edu
Cell Phone: (818) 518-4074
Internet Address: www.mutigers.com

Team History
All-Time Record: 2,369-1,610-21 (.595)
SEC Record: 79-130-1 (.379)
SEC Championships: 0
SEC Tournament Appearances: 6 (2013, 2015-19)
SEC Tournament Record: 2-8 (.200)
SEC Tournament Championships: 0
NCAA Regional Appearances: 22 (1952, 1954, 1958, 1962-65, 1976, 1978, 1980-81, 1988, 1991, 1996, 2003-09, 2012)
NCAA Regional Championships: 1 (2006)
Super Regional Appearances: 1 (2006)
Super Regional Championships: 0
College World Series Appearances: 6 (1952, 1954, 1958, 1962-64)
National Championships: 1 (1954)
All-Time NCAA Tournament Record: 43-46 (.483)

Head Coach Steve Bieser

Hometown: Ste. Genevieve, Mo.
Alma Mater: Southeast Missouri (1989)
Born: Aug. 4, 1967
Career Record: 253-169-1 (Ninth season)
Record at Missouri: 115-72-1 (Fifth season)

2021 Roster

No	Name	Pos.	Ht.	Wt.	Cl.	Hometown / Last School
11	Konnor Ash	RHP	5-11	191	Jr.	Plainfield, Ill. / Plainfield South
32	Ian Bedell	RHP	6-2	198	Jr.	Davenport, Iowa / Davenport Central
21	Brandt Belk	INF	6-3	181	R-Jr.	Houston, Texas / Westside / Pepperdine
28	Garrison Bennett	C	5-8	162	Fr.	Green Oaks, Ill. / Libertyville HS
2	Thomas Broyles	OF	5-11	184	Jr.	Fayetteville, Ark. / Fayetteville / NW Florida State
47	Trey Dillard	RHP	6-0	195	Jr.	Phoenix, Ariz. / Desert Mountain / San Jacinto CC
8	Seth Halvorsen	OF/RHP	6-2	225	R-Fr.	Apex, N.C. / Heritage Christian Academy
1	Josh Holt Jr.	OF	5-9	160	So.	McDonough, Ga. / Eagles Landing Christian
12	Blake Jackson	OF	5-10	205	Fr.	Coppell, Texas / Coppell HS
23	Austin James	INF	6-2	190	Sr.	Valrico, Fla. / Bloomingdale / State College of Florida
18	Art Joven	LHP	6-0	170	Sr.	Bakersfield, Calif. / Highland / College of the Sequoias
43	Spencer Juergens	RHP	6-4	230	Sr.	Washington, Mo. / St. Francis Borgia / Houston
7	Jackson Lancaster	OF/LHP	6-1	195	Jr.	Corinth, Miss. / Corinth HS / Itawamba CC
26	Bret Madren	C	6-3	219	Fr.	Sandy Springs, Ga. / St. Francis HS
51	Brenner Maloney	LHP	6-0	198	Fr.	Liberty, Mo. / Liberty North HS
16	Luke Mann	INF/RHP	6-2	200	R-Fr.	St. Louis, Mo. / Vianney
20	Chad McDaniel	C	6-3	215	Jr.	Coral Springs, Fla. / Stoneman Douglas
46	Zach McManus	RHP	6-1	205	Fr.	Woodstock, Ga. / Woodstock HS
24	Dalton McNamara	INF	5-10	168	Fr.	Lino Lakes, Minn. / Centennial Senior HS
35	Spencer Miles	RHP	6-2	158	Fr.	Columbia, Mo. / Rock Bridge HS
3	Tre Morris	C	5-10	190	So.	Columbia, Mo. / Battle
17	Ben Pedersen	RHP	6-6	227	Fr.	Duluth, Minn. / Duluth Marshall HS
14	Alex Peterson	OF	5-10	185	Jr.	Edmond, Okla. / Edmond North / Cowley College
10	Clayton Peterson	OF	5-10	178	Jr.	Edmond, Okla. / Edmond North / Northern Okla. CC
42	Cameron Pferrer	RHP	5-11	182	Jr.	Carmel, Ind. / Carmel
44	Kyle Potthoff	RHP	6-5	190	Fr.	Chesterfield, Mo. / Marquette
25	Eric Rinzel	C	6-2	194	Fr.	Chanhassen, Minn. / Holy Family Catholic
48	Trae Robertson	LHP	6-5	190	So.	Columbia, Mo. / Hickman
49	Steven Sanchez	LHP	6-5	232	R-Fr.	Mundelein, Ill. / Arkansas
6	Art Schoenstadt	INF	5-7	168	Fr.	Sammamish, Wa. / Eastside Catholic HS
45	Tom Skoro	LHP	6-3	234	R-Jr.	Medicine Lake, Minn. / Northern Iowa Area CC
4	Tommy Springer	RHP	6-1	205	So.	Apple Valley, Minn. / Eastview
13	Cameron Swanger	INF	6-5	210	So.	Loveland, Ohio / Archbishop Moeller
27	Andrew Vail	LHP	6-1	165	So.	Woodstown, N.J. / Maryland
39	Lukas Veinbergs	RHP	6-0	198	Sr.	Pinckney, Mich. / Pinckney / San Jacinto CC
9	Mark Vierling	INF	5-10	188	Jr.	St. Louis, Mo. / Christian Brothers
29	Shane Wilhelm	RHP	5-10	190	Fr.	Columbia, Ill. / Columbia HS
30	Ty Wilmsmeyer	RHP/INF	6-1	185	Fr.	Springfield, Mo. / Glendale HS
40	Peter Zimmermann	INF	6-3	225	Sr.	St. Louis, Mo. / Chaminade / San Jacinto CC

2021 Schedule

F19-21	at Grand Canyon	Phoenix, Ariz.
F26-28	Omaha	Phoenix, Ariz.
M4-5	vs. Dallas Baptist	Frisco, Texas
M6	vs. Oklahoma	Frisco, Texas
M7	vs. Arizona	Frisco, Texas
M10	at St. Louis	St. Louis, Mo.
M12-14	Illinois State	Columbia, Mo.
M19-21	at Kentucky*	Lexington, Ky.
M25-27	Vanderbilt*	Columbia, Mo.
M30	at Kansas	Lawrence, Kan.
A1-3	Texas A&M*	Columbia, Mo.
A9-11	at South Carolina*	Columbia, S.C.
A13	Missouri State	Columbia, Mo.
A16-18	at Florida*	Gainesville, Fla.
A20	at Missouri State	Springfield, Mo.
A23-25	Georgia*	Columbia, Mo.
A27	at Kansas State	Manhattan, Kan.
A30-M2	at Alabama*	Tuscaloosa, Ala.
M7-9	Tennessee*	Columbia, Mo.
M13-15	at Mississippi State*	Starkville, Miss.
M18	Kansas	Columbia, Mo.
M20-22	Auburn*	Columbia, Mo.

**SEC Game*

SOUTH CAROLINA

Quick Facts
Location: Columbia, S.C.
Founded: 1801
Enrollment: 34,795
President: Bob Caslen
Faculty Representative: Dr. Valinda Littlefield
Athletic Director: Ray Tanner
Nickname: Gamecocks
Colors: Garnet and Black
Stadium: Founders Park (6,400)

Team Information
Head Coach: Mark Kingston
Assistants: Trip Couch, Skylar Meade
Stuart Lake (vol.)
2020 Overall Record: 12-4

Media Services
Baseball SID: Kent Reichert
Office Phone: (803) 777-5257
E-mail: kentr2@mailbox.sc.edu
Cell Phone: (734) 548-0878
Internet Address: www.GamecocksOnline.com

Team History
All-Time Record: 2,645-1,591-17 (.624)
SEC Record: 457-359-1 (.560)
SEC Championships: 3 (2000, 2002, 2011)
SEC Tournament Appearances: 27 (1992-95, 1997-2019)
SEC Tournament Record: 29-49 (.372)
SEC Tournament Championships: 1 (2004)
NCAA Regional Appearances: 32 (1974-77, 1980-86, 1988, 1992-93, 1998, 2000-14, 2016,18)
NCAA Regional Championships: 18 (1975, 1977, 1981-82, 1985, 2000-04, 2006-07, 2010-13, 2016, 18)
Super Regional Appearances: 13 (2000-04, 2006-07, 2010-13, 2016, 2018)
Super Regional Championships: 6 (2002-04, 2010-12)
College World Series Appearances: 11 (1975, 1977, 1981, 1982, 1985, 2002, 2003, 2004, 2010-12)
National Championships: 2 (2010-11)
All-Time NCAA Tournament Record: 136-69 (.663)

Head Coach Mark Kingston

Hometown: Buffalo, N.Y.
Alma Mater: North Carolina (1995)
Born: May 16, 1970
Career Record: 350-238-1 (12th season)
Record at South Carolina: 77-58 (Fourth season)

2021 Roster

No	Name	Pos.	Ht.	Wt.	Cl.	Hometown / Last School
33	Brady Allen	OF	6-1	218	Jr.	Lakeland, Fla. / George Jenkins HS
36	Cade Austin	RHP	6-3	220	Fr.	Chapin, S.C. / Chapin HS
48	Jaret Bennett	LHP	6-2	209	Gr.	Federalsburg, Md. / Colonel Richardson /Charleston Southern
18	Julian Bosnic	LHP	6-3	218	R-So.	Lutz, Fla. / Berkeley Prep
27	Alek Boychuk	C	6-0	215	Fr.	Buford, Ga. / Mill Creek HS
10	Colin Burgess	C	5-8	195	So.	Lexington, Ky. / Tates Creek HS
6	George Callil	INF	6-4	201	5th	Melbourne, Australia / Xavier College / McLennan
46	Connor Cino	C	6-1	206	Fr.	Mt. Pleasant, S.C. / Wando HS
28	Wes Clarke	INF/C	6-2	236	Jr.	Forest, Va. / Liberty Christian Academy
21	Magdiel Cotto	LHP	6-4	245	Fr.	Fort Mill, S.C. / Nation Ford HS
44	Parker Coyne	RHP	6-2	210	Sr.	Suwanee, Ga. / North Gwinnett HS
31	David Cromer	OF	6-2	227	Fr.	Lexington, S.C. / Lexington HS
35	RJ Dantin	LHP	6-2	200	So.	Spartanburg, S.C. / Spartanburg HS
11	Andrew Eyster	OF	6-3	214	Sr.	Ocala, Fla. / Forest HS / Santa Fe College
34	Thomas Farr	RHP	6-0	203	R-Jr.	Tyrone, Ga. / Sandy Creek HS / N.W. Florida State
24	Brandon Fields	OF	6-1	201	Fr.	Orlando, Fla. / Dr. Phillips HS
16	John Gilreath	LHP	5-11	179	Sr.	Rock Hill, S.C. / Northwestern HS
8	Jeff Heinrich	INF	6-0	189	Sr.	Lake in the Hills, Ill. / Huntley HS / McHenry County
22	Brannon Jordan	RHP	6-2	190	Sr.	Collinsville, Okla. / Collinsville HS / Cowley County
49	Brett Kerry	RHP	6-0	213	Jr.	Clemmons, N.C. / Wesleyan Christian Academy
15	Daniel Lloyd	RHP	6-3	232	Jr.	Summerville, S.C. / Summerville HS
50	Travis Luensmann	RHP	6-6	234	Fr.	Altoona, Pa. / Bellwood-Antis HS
23	Jack Mahoney	RHP/INF	6-2	210	Fr.	Arlington Heights, Ill. / St. Viator HS
26	David Mendham	INF/C	6-3	219	Jr.	Dorchester, Ontario / London Catholic / Connors State
7	Brennan Milone	INF	6-0	200	So.	Woodstock, Ga. / Woodstock HS
9	Noah Myers	OF	6-1	191	Sr.	Wyoming, Ontario / Wyoming HS / Wabash Valley
20	Andrew Peters	RHP	6-2	191	R-Jr.	Morris, Ill. / Morris HS / John A. Logan
4	Jackson Phipps	LHP	6-5	230	Fr.	Dallas, Ga. / East Paulding HS
13	Michael Robinson	INF	6-3	197	Jr.	Elizabethton, Tenn. / Elizabethton HS / Walters State
32	Will Sanders	RHP	6-6	208	Fr.	Atlanta, Ga. / Woodward Academy
14	Joe Satterfield	INF	6-0	194	Gr.	Greenville, S.C. / J.L. Mann HS Elon
5	Josh Shuler	OF	6-3	220	Fr.	Suwanee, Ga. / North Gwinnett HS
12	Josiah Sightler	INF/LHP	6-5	232	Jr.	Gaston, S.C. / Swansea HS
40	Wesley Sweatt	RHP	6-3	213	Jr.	Rock Hill, S.C. / Northwestern HS
38	Sam Swygert	RHP	6-2	222	Fr.	Springfield, S.C. / South Aiken HS
30	Brett Thomas	RHP	6-5	244	So.	Atlanta, Ga. / Riverwood HS
37	Cam Tringali	RHP	6-4	228	Jr.	Columbia, S.C. / Cardinal Newman HS
2	Jalen Vasquez	INF	5-11	170	Fr.	North Charleston, S.C. / Fort Dorchester HS
45	CJ Weins	RHP	6-3	222	Jr.	Lockport, Ill. / Lockport Township East HS / Wabash Valley
3	Braylen Wimmer	INF	6-4	200	So.	Yukon, Okla. / Yukon HS

2021 Schedule

F19-21	Dayton	Columbia, S.C.
F23	Winthrop	Columbia, S.C.
F26	at Clemson	Clemson, S.C.
F27	vs. Clemson	Greeville, S.C.
F28	Clemson	Columbia, S.C.
M2	at Winthrop	Rock Hill, S.C.
M5-7	Mercer	Columbia, S.C.
M10	at The Citadel	Charleston, S.C.
M12-14	at Texas	Austin, Texas
M16	Davidson	Columbia, S.C.
M19-21	at Vanderbilt*	Nashville, Tenn.
M23	The Citadel	Columbia, S.C.
M26-28	Florida*	Gainesville, Fla.
M30	Gardner-Webb	Columbia, S.C.
A2-4	at Georgia*	Athens, Ga.
A6	vs. North Carolina	Charlotte, N.C.
A9-11	Missouri*	Columbia, S.C.
A13	Charleston Southern	Columbia, S.C.
A15-17	at LSU*	Baton Rouge, La.
A22-24	Arkansas*	Columbia, S.C.
A27	The Citadel	Columbia, S.C.
A30-M2	at Ole Miss*	Oxford, Miss.
M4	North Florida	Columbia, S.C.
M7-9	Mississippi State*	Columbia, S.C.
M14-16	at Kentucky*	Lexington, Ky.
M18	Appalachian State	Columbia, S.C.
M20-22	Tennessee*	Columbia, S.C.

**SEC Game*

Quick Facts
Location: Knoxville, Tenn.
Founded: 1794
Enrollment: 30,559
Chancellor: Dr. Donde Plowman
Faculty Representative: Dr. Donald Bruce
Athletic Director: Danny White
Nickname: Volunteers
Colors: Orange & White
Stadium: Lindsey Nelson Stadium (4,283)

Team Information
Head Coach: Tony Vitello
Assistants: Frank Anderson, Josh Elander, Ross Kivett (vol.)
2020 Overall Record: 15-2

Media Services
Baseball SID: Sean Barows
Office Phone: (865) 974-7478
E-mail: sbarows@utk.edu
Cell Phone: (561) 312-9432
Internet Address: www.utsports.com

Team History
All-Time Record: 2,087-1,626-14 (.562)
SEC Record: 746-907-1 (.451)
SEC Championships: 3 (1951, 1994-95)
SEC Tournament Appearances: 16 (1982-84, 1993-97, 2001, 2004-05, 2007, 2014-16, 19)
SEC Tournament Record: 25-25 (.500)
SEC Tournament Championships: 3 (1993-95)
NCAA Regional Appearances: 10 (1952, 1993-97, 2001, 2004-05, 19)
NCAA Regional Championships: 3 (1995, 2001, 2005)
Super Regional Appearances: 2 (2001, 2005)
Super Regional Championships: 2 (2001, 2005)
College World Series Appearances: 4 (1951, 1995, 2001, 2005)
National Championships: 0
All-Time NCAA Tournament Record: 33-23 (.589)

Head Coach Tony Vitello



Hometown: St. Louis, Mo.
Alma Mater: Missouri (2002)
Born: Oct. 9, 1978
Career Record: 84-50 (Fourth season)
Record at Tennessee: Same

2021 Roster

No	Name	Pos.	Ht.	Wt.	Cl.	Hometown / Last School
27	Jordan Beck	OF	6-3	213	So.	Hazel Green, Ala. / Hazel Green HS
35	Kirby Connell	LHP	5-10	190	So.	Blacksburg, S.C. / Blacksburg HS
36	Chad Dallas	RHP	5-11	206	Jr.	Orange, Texas / Panola College
25	Christian Delashmit	RHP	6-3	190	So.	Covington, Tenn. / Covington HS
10	Pete Derkay	UTL	5-10	215	Sr.	Acworth, Ga. / Allatoona HS
2	Max Ferguson	INF/OF	6-1	180	Jr.	Atlantic Beach, Fla. / The Bolles School
1	Drew Gilbert	OF/LHP	5-9	182	So.	Stillwater, Minn. / Stillwater HS
19	Jackson Greer	C	6-3	220	Sr.	Knoxville, Tenn. / ETSU
11	Will Heflin	LHP	5-11	175	Sr.	Morristown, Tenn. / Morristown West HS
20	Connor Housley	RHP	6-4	200	So.	Tyrone, Ga. / Sandy Creek HS
32	Sean Hunley	RHP	6-4	220	Sr.	Mount Juliet, Tenn. / Mount Juliet HS
13	Cortland Lawson	INF	6-2	200	So.	Potomac Falls, Va. / Dominion HS
31	Jackson Leath	RHP	6-1	192	Sr.	Waxahachie, Texas / Blinn College
40	Luc Lipcius	1B	6-2	215	R-Sr.	Williamsburg, Va. / Lafayette HS
21	Trey Lipscomb	INF	6-1	200	Jr.	Frederick, Md. / Urbana HS
41	Will Mabrey	LHP	6-0	185	So.	Cookeville, Tenn. / Upperman HS
33	Mark McLaughlin	RHP	6-3	220	So.	Johns Creek, Ga. / Northview HS
9	Jorel Ortega	INF	6-0	195	So.	Naranjito, Puerto Rico / Spanish River HS (FL)
17	Connor Pavolony	C	6-1	195	Jr.	Woodstock, Ga. / River Ridge HS
30	Ethan Payne	INF/OF	6-2	210	So.	Memphis, Tenn. / Germantown HS
28	Elijah Pleasants	RHP	6-5	200	Jr.	Clarksville, Tenn. / Rossview HS
26	Jason Rackers	RHP	6-7	225	R-Jr.	Jefferson City, Mo. / Jefferson College
7	Jake Rucker	INF	6-1	195	Jr.	Greenbrier, Tenn. / Pope John Paul II HS
6	Evan Russell	OF	5-11	195	Sr.	Lexington, Tenn. / Scotts Hill HS
8	Christian Scott	OF	5-9	175	Jr.	Clarksville, Tenn. / Rossview HS
16	Camden Sewell	RHP	6-4	190	Jr.	Cleveland, Tenn. / Cleveland HS
4	Liam Spence	INF	6-1	190	Sr.	Geelong, Australia / Central Arizona College
46	Redmond Walsh	LHP	5-10	170	R-Sr.	Louisville, Tenn. / Alcoa HS

2021 Schedule

F19-21	at Georgia Southern	Statesboro, Ga.
F23-24	Arkansas-Pine Bluff	Knoxville, Tenn.
F26-28	Indiana State	Knoxville, Tenn.
M3	Dayton	Knoxville, Tenn.
M5-7	Georgia State	Knoxville, Tenn.
M9	at Charlotte	Charlotte, N.C.
M12-14	UNC Greensboro	Knoxville, Tenn.
M16	ETSU	Knoxville, Tenn.
M19-21	at Georgia*	Athens, Ga.
M23	Eastern Kentucky	Knoxville, Tenn.
M26-28	LSU*	Knoxville, Tenn.
M30	Western Carolina	Knoxville, Tenn.
A2-4	at Alabama*	Tuscaloosa, Ala.
A6	Eastern Kentucky	Knoxville, Tenn.
A9-11	Florida*	Knoxville, Tenn.
A13	at Western Carolina	Cullowhee, N.C.
A16-18	Vanderbilt*	Knoxville, Tenn.
A20	Tennessee Tech	Knoxville, Tenn.
A23-25	at Texas A&M*	College Station, Texas
A27	Lipscomb	Knoxville, Tenn.
A29-31	Kentucky*	Knoxville, Tenn.
M7-9	at Missouri*	Columbia, Mo.
M11	Tennessee Tech	Knoxville, Tenn.
M14-16	Arkansas*	Knoxville, Tenn.
M18	Belmont	Knoxville, Tenn.
M20-22	at South Carolina*	Columbia, S.C.

**SEC Game*

TEXAS A&M

Quick Facts
Location: College Station, Texas
Founded: 1872
Enrollment: 71,109
Interim President: John Junkins
Faculty Representative: Dr. Paul J. Batista
Athletic Director: Ross Bjork
Nickname: Aggies
Colors: Maroon and White
Stadium: Olsen Field at Blue Bell Park (6,100)

Team Information
Head Coach: Rob Childress
Assistants: Justin Seely, Chad Caillet
Kyle Simonds (vol.), Cliff Pennington (stud.)
2020 Overall Record: 15-3

Media Services
Baseball SID: Thomas Dick
Office Phone: (979) 862-5486
E-mail: tddick@athletics.tamu.edu
Cell Phone: (512) 784-2153
Internet Address: www.12thMan.com

Team History
All-Time Record: 2,749-1,531-43 (.641)
SEC Record: 110-96-1 (.534)
SEC Championships: 0
SEC Tournament Appearances: 7 (2013-19)
SEC Tournament Record: 12-9 (.571)
SEC Tournament Championships: 1 (2016)
NCAA Regional Appearances: 35 (1951, 1955, 1959, 1964, 1975-78, 1984, 1986-89, 1991-93, 1995, 1997-99, 2003-04, 2007, 2009-19)
NCAA Regional Championships: 9 (1993, 1999, 2004, 2007-08, 2011, 2015-17)
Super Regional Appearances: 8 (1999, 2004, 2007-08, 2011, 2015-17)
Super Regional Championships: 3 (1999, 2011, 2017)
College World Series Appearances: 6 (1951, 1964, 1993, 1999, 2011, 2017)
National Championships: 0
All-Time NCAA Tournament Record: 81-76 (.516)

Head Coach Rob Childress

Hometown: Gilmer, Texas
Alma Mater: Northwood (1990)
Born: Sept. 26, 1968
Career Record: 593-309-3 (16th season)
Record at Texas A&M: Same

2021 Roster

No	Name	Pos.	Ht.	Wt.	Cl.	Hometown / Last School
0	Ray Alejo	OF	6-0	175	Gr.	Orlando, Fla. /Boone/Ole Miss/UCF
33	Kobe Andrade	OF/LHP	6-0	175	Fr.	Corpus Christi, Texas / Veterans Memorial
45	Robert Antonetti	C	5-10	185	Fr.	Colleyville, Texas / Grapevine
2	Rody Barker	OF/C	5-10	190	Jr.	Kerrville, Texas / Kerrville Tivy / New Mexico JC
15	Bryce Blaum	INF	5-11	195	Jr.	Sugar Land, Texas / Clements / Ole Miss
11	Austin Bost	INF	6-0	200	Jr.	Groves, Texas / Port Neches-Groves / Panola College
3	Logan Britt	OF	6-5	210	Fr.	Fort Worth, Texas / Colleyville Heritage
21	Jonathan Childress	LHP	6-4	205	R-Fr.	Forney, Texas / Forney
10	Hunter Coleman	C/1B	6-0	220	Gr.	Midland, Texas / Midland Lee
1	Ty Coleman	INF	5-10	180	So.	Midland, Texas / Midland Lee
43	Gabe Craig	RHP	6-5	190	Fr.	Tyler, Texas / Grace Community / Tyler JC
30	Khristian Curtis	RHP/INF	6-5	200	Fr.	Groves, Texas / Port Neches-Groves
35	Nathan Dettmer	RHP	6-4	205	Fr.	San Antonio, Texas / Johnson
46	Zach Easterling	RHP/1B	6-3	205	Fr.	Conroe, Texas / Oak Ridge
6	Matthew Etzel	OF	6-3	215	Fr.	Houston, Texas / Clear Creek
20	Chris Farrell	RHP	6-1	190	Gr.	Great Falls, Va. / Flint Hill / William & Mary
50	Will Frizzell	INF	6-3	235	Jr.	Rockwall, Texas / Rockwall
17	Colson Geisler	LHP	5-11	175	So.	Columbus, Texas / Columbus
4	Kalae Harrison	INF	5-11	175	Fr.	Kailua, Hawai'i / Punahou
44	Mikey Hoehner	C	5-10	200	Sr.	Houston, Texas / Cisco Junior College
22	Will Johnston	LHP	6-3	205	Fr.	Roanoke, Texas / Keller
18	Chandler Jozwiak	LHP	6-0	195	Jr.	Brenham, Texas / Brenham
53	Alex Magers	RHP	6-4	215	Fr.	D'Hanis, Texas / D'Hanis
12	Joseph Menefee	LHP	6-2	225	So.	Richmond, Texas / George Ranch
5	Cade Merka	INF	6-1	180	Fr.	Argyle, Texas / Argyle
32	Bryce Miller	RHP	6-2	190	Jr.	New Braunfels, Texas / Blinn College
23	Brett Minnich	SO	6-5	200	So.	Colleyville, Texas / Colleyville Heritage / Blinn College
51	Mason Ornelas	RHP	6-0	210	Fr.	Fort Worth, Texas / L.D. Bell
37	Dustin Saenz	LHP	5-11	190	Jr.	Corpus Christi, Texas / King
8	Logan Sartori	INF	6-0	185	Jr.	Lincoln, Neb. / Lincoln Southwest / Hutchinson CC
13	Zane Schmidt	OF/1B	5-11	185	Jr.	Kearney, Neb. / Kearney / Hutchinson CC
27	Kimble Schuessler	C	6-2	205	Fr.	Llano, Texas / Llano
14	Taylor Smith	C	6-1	220	So.	Georgetown, Texas / Gateway / Incarnate Word / Grayson
25	Bryan Sturges	OF	5-11	210	Sr.	Houston, Texas / Seven Lakes / Howard / UTSA
16	Ryan Targac	INF	6-0	190	Fr.	Hallettsville, Texas / Hallettsville
31	Jordan Thompson	OF	6-0	185	So.	Boerne, Texas / Boerne Champion / Incarnate Word / Grayson
36	Wyatt Tucker	RHP	6-2	200	Fr.	Douglass, Texas / Douglass
34	Thomas Vincent	LHP/1B	6-3	205	Fr.	Houston, Texas / Memorial
38	Chris Weber	LHP	6-4	235	So.	Boerne, Texas / Boerne Champion
28	Trevor Werner	INF/RHP	6-3	220	Fr.	Houston, Texas / Klein
39	Walker Zander	RHP	6-4	190	Fr.	Houston, Texas / Memorial / Weatherford College

2021 Schedule

F19-21	Xavier	College Station, Texas
F23	Abilene Christian	College Station, Texas
F24	Tarleton State	College Station, Texas
F26	vs. Baylor	Round Rock, Texas
F27	vs. Oklahoma	Round Rock, Texas
F28	vs. Auburn	Round Rock, Texas
M2	Houston Baptist	College Station, Texas
M3	Incarnate Word	College Station, Texas
M5-7	New Mexico State	College Station, Texas
M9	Texas A&M-Corpus Christi	College Station, Texas
M10	Prairie View A&M	College Station, Texas
M12-14	Samford	College Station, Texas
M16	at Houston	Houston, Texas
M18-20	at Florida*	Gainesville, Fla.
M23	Rice	College Station, Texas
M26-28	Georgia*	College Station, Texas
M30	Texas	College Station, Texas
A1-3	at Missouri*	Columbia, Mo.
A6	at Sam Houston State	Huntsville, Texas
A9-11	Alabama*	College Station, Texas
A13	at Texas State	San Marco, Texas
A16-18	at Arkansas*	Fayetteville, Ark.
A20	Texas Southern	College Station, Texas
A23-25	Tennessee*	College Station, Texas
A27	Texas State	College Station, Texas
A30-M2	at Mississippi State*	Starkville, Miss.
M4	at UT Arlington	Arlington, Texas
M7-9	Ole Miss*	College Station, Texas
M14-16	at Auburn*	Auburn, Ala.
M20-22	LSU*	College Station, Texas

**SEC Game*

Quick Facts
Location: Nashville, Tenn.
Founded: 1873
Enrollment: 6,781
Chancellor: Daniel Diermeier
Faculty Representative: Trace Wilgus
Athletic Director: Candice Storey Lee
Nickname: Commodores
Colors: Black & Gold
Stadium: Charles Hawkins Field (3,626)

Team Information
Head Coach: Tim Corbin
Assistants: Scott Brown, Mike Baxter, David Macias (vol.)
2020 Overall Record: 13-5

Media Services
Baseball SID: Josh Foster
E-mail: joshua.foster@vanderbilt.edu
Cell Phone: (205) 213-5091
Internet Address: www.vucommodores.com

Team History
All-Time Record: 2369-1771-33 (.572)
SEC Record: 691-921-10 (.429)
SEC Championships: 3 (2007, 2011, 2019)
SEC Tournament Appearances: 24 (1977, 1980, 1990, 1992-96, 2003-04, 2006-10-18)
SEC Tournament Record: 51-37 (.580)
SEC Tournament Championships: 5 (1973-74, 1980, 2007, 19)
NCAA Regional Appearances: 18 (1973-74, 1980, 2004, 2006-19)
NCAA Regional Championships: 9 (2004, 2010-11, 2013-15, 17-19)
Super Regional Appearances: 9 (2004, 2010-11, 2013-15, 17-19)
Super Regional Championships: 3 (2011, 2014, 2019)
College World Series Appearances: 4 (2011, 2014-15, 19)
National Championships: 2 (2014, 2019)
All-Time NCAA Tournament Record: 68-40 (.630)

Head Coach Tim Corbin



Hometown: Wolfeboro, N.H.
Alma Mater: Ohio Wesleyan (1984)
Born: Aug. 5, 1961
Career Record: 859-497-1 (24th season)
Record at Vanderbilt: 753-359-1 (19th season)

2021 Roster

No	Name	Pos.	Ht.	Wt.	Cl.	Hometown / Last School
30	Nelson Berkwich	LHP	5-11	190	Fr.	Boca Raton, Fla. / American Heritage
51	Enrique Bradfield Jr.	OF	6-1	160	Fr.	Hialeah, Fla. / American Heritage
46	Gage Bradley	RHP	6-3	190	Fr.	Clarksville, Tenn. / Rossview
16	Jack Bulger	UTL	6-0	210	Fr.	Bowie, Md. / DeMatha Catholic
39	Gavin Casas	IF	6-3	225	Fr.	Pembroke Pines, Fla. / American Heritage
3	Cooper Davis	OF	5-10	190	Sr.	Mississauga, Ontario / St. Aloysius Gonzaga
43	Michael Doolin	RHP	6-4	220	So.	Schererville, Ind. / Andrean
18	Will Duff	UTL	5-11	195	So.	Springfield, Mo. / Springfield Catholic
45	Alan Espinal	C	6-0	190	Fr.	Viera, Fla. / Viera
44	Donye Evans	RHP	6-6	220	Fr.	Decatur, Ga. / Redan
32	Hugh Fisher	LHP	6-6	210	Sr.	Eads, Tenn. / Briarcrest Christian School
31	Miles Garrett	RHP	5-10	165	Fr.	Stone Mountain, Ga. / Parkview
99	Jayson Gonzalez	IF	6-2	220	Sr.	Covina, Calif. / Bishop Amat
77	Brett Hansen	LHP	6-4	205	Fr.	Pleasanton, Calif. / Foothill
21	Calvin Hewett	OF	6-3	205	Fr.	Greenland, N.H. / Portsmouth
40	Sam Hliboki	RHP	6-3	210	So.	Los Angeles, Calif. / Harvard Westlake
11	Matt Hogan	OF	6-0	195	Jr.	Melville, N.Y. / Half Hollow Hills East
34	Spencer Jones	UTL	6-7	225	So.	Encinitas, Calif. / La Costa Canyon
12	Dominic Keegan	UTL	6-0	210	Jr.	Methuen, Mass. / Central Catholic
49	Ryan Keenan	LHP	5-10	175	So.	Lighthouse Point, Fla. / Calvary Christian Academy
6	Tate Kolwyck	IF	5-11	195	Jr.	Memphis, Tenn. / Arlington
19	Troy LaNeve	OF	6-0	210	So.	Pittsburgh, Pa. / Pine Richland
22	Jack Leiter	RHP	6-1	205	So.	Summit, N.J. / Delbarton School
42	Christian Little	RHP	6-4	210	Fr.	St. Louis, Mo. / Christian Brothers College
29	Nick Maldonado	RHP	6-1	205	So.	Short Hills, N.J. / Seton Hall Prep
35	Chris McElvain	RHP	6-0	205	So.	Thompson Station, Tenn. / Summit
10	T.J. McKenzie	UTL	6-1	180	So.	Loxahatchee, Fla. / The Benjamin School
36	Grayson Moore	OF/RHP	6-3	190	Fr.	Longwood, Fla. / Lake Mary
50	Luke Murphy	RHP	6-5	190	Jr.	Cross Plains, Tenn. / East Robertson
25	Parker Noland	IF	6-1	200	So.	Knoxville, Tenn. / Farragut
20	Jack O-Dowd	IF	6-2	195	Fr.	Nashville, Tenn. / Lipscomb Academy
33	Hunter Owen	LHP	6-6	240	Fr.	South Portland, Maine / South Portland
17	C.J. Pittaro	UTL	6-1	195	Fr.	Hamilton, N.J. / Steinert
88	Patrick Reilly	RHP	6-3	210	Fr.	Sea Girt, N.J. / Christian Brothers Academy
80	Kumar Rocker	RHP	6-5	245	Jr.	Athens, Ga. / North Oconee
5	CJ Rodriguez	C	5-10	200	So.	Newport Beach, Calif. / Mater Dei
55	Maxwell Romero Jr.	C	6-1	230	So.	Miramar, Fla. / Pembroke Pines Charter
66	Thomas Schultz	RHP	6-6	225	So.	Mount Carmel, Pa. / Our Lady of Lourdes Regional
27	Ethan Smith	RHP	6-2	205	So.	Mt. Juliet, Tenn / Mt. Juliet
28	Ryan Stefiuk	LHP	6-4	210	Fr.	Green Bay, Wisc. / Green Bay Preble
8	Isaiah Thomas	OF	6-3	210	Jr.	Palm Beach Gardens, Fla. / The Benjamin School
2	Javier Vaz	IF	5-9	151	Jr.	Huntsville, Ala. / Huntsville
9	Carter Young	IF	6-0	180	So.	Selah, Wash. / Selah

2021 Schedule

F19-21	Wright State	Nashville, Tenn.
F23	Western Kentucky	Nashville, Tenn.
F26-28	Georgia State	Nashville, Tenn.
M5-7	Illinois-Chicago	Nashville, Tenn.
M9	Memphis	Nashville, Tenn.
M12-14	at Oklahoma State	Stillwater, Okla.
M16	Belmont	Nashville, Tenn.
M19-21	South Carolina*	Columbia, S.C.
M23	Lipscomb	Nashville, Tenn.
M25-27	at Missouri*	Columbia, Mo.
M30	Tennessee Tech	Nashville, Tenn.
A1-3	at LSU*	Baton Rouge, La.
A6	UT Martin	Nashville, Tenn.
A8-10	Georgia*	Nashville, Tenn.
A13	Eastern Kentucky	Nashville, Tenn.
A16-18	at Tennessee*	Knoxville, Tenn.
A20	Austin Peay	Nashville, Tenn.
A23-25	Mississippi State*	Nashville, Tenn.
A30-M2	at Florida*	Gainesville, Fla.
M4	at Louisville	Louisville, Ky.
M7-9	Alabama*	Nashville, Tenn.
M11	North Alabama	Nashville, Tenn.
M14-16	at Ole Miss*	Oxford, Miss.
M18	Florida International	Nashville, Tenn.
M20-22	Kentucky*	Nashville, Tenn.

**SEC Game*

SOUTHEASTERN CONFERENCE™

IT JUST MEANS MORE. 2020 BASEBALL FINAL

EASTERN DIVISION

	SEC	Pct.	GB	All	Pct.	Home	Away	Neutral	Div.	T25	T10	L10	Streak
Florida	0-0	-	-	16-1	.941	11-1	5-0	0-0	0-0	3-1	3-0	9-1	L1
Tennessee	0-0	-	-	15-2	.882	12-2	0-0	3-0	0-0	2-0	1-0	8-2	W1
Georgia	0-0	-	-	14-4	.778	11-3	2-0	1-1	0-0	3-0	0-0	7-3	L2
South Carolina	0-0	-	-	12-4	.750	10-3	1-1	1-0	0-0	0-0	0-0	7-3	W5
Vanderbilt	0-0	-	-	13-5	.722	11-1	0-2	2-2	0-0	1-2	0-2	7-3	W2
Missouri*	0-0	-	-	11-5	.688	5-0	3-3	3-2	0-0	2-0	0-0	7-3	W7
Kentucky	0-0	-	-	11-6	.647	11-3	0-3	0-0	0-0	0-3	0-0	7-3	W6

WESTERN DIVISION

	SEC	Pct.	GB	All	Pct.	Home	Away	Neutral	Div.	T25	T10	L10	Streak
Alabama	0-0	-	-	16-1	.941	12-1	4-0	0-0	0-0	0-0	0-0	9-1	W2
Ole Miss	0-0	-	-	16-1	.941	11-1	3-0	2-0	0-0	3-1	2-1	10-0	W16
Texas A&M	0-0	-	-	15-3	.833	14-0	1-0	0-3	0-0	0-2	0-1	7-3	W5
Mississippi State	0-0	-	-	12-4	.750	9-2	1-2	2-0	0-0	5-3	2-0	7-3	W5
Auburn	0-0	-	-	13-5	.722	13-5	0-0	0-0	0-0	0-0	0-0	8-2	L2
LSU	0-0	-	-	12-5	.706	11-2	0-1	1-2	0-0	1-1	0-0	8-2	W5
Arkansas	0-0	-	-	11-5	.688	11-2	0-0	0-3	0-0	0-2	0-0	5-5	W4

**Not eligible for postseason*

2020 BASEBALL SEASON HALTED AFTER FOUR WEEKS

The 2020 SEC baseball season was canceled after four full weeks of play due to the coronavirus pandemic.

Eleven SEC teams finished the season ranked in the top-25 of the various polls. Florida was the consensus No. 1. The other 10 ranked SEC teams were: Alabama, Arkansas, Auburn, Georgia, LSU, Ole Miss, Mississippi State, Tennessee, Texas A&M and Vanderbilt.

• SEC teams compiled a non-conference record of 187-51 (.786). Alabama, Florida and Ole Miss were each 16-1/

• The top-six national attendance leaders were all from the SEC. LSU led the nation, followed by Arkansas, Ole Miss, Mississippi State, South Carolina and Texas A&M.

2020 SEC Weekly Honors

Date	Player of the Week	Pitcher of the Week	Freshman of the Week
F17	Heston Kjerstad, AR Cael Baker, UM	Connor Noland, AR	Owen Diodati, UA Christian MacLeod, MS
F24	Bryce Blaum, AM Robert Moore, AR	Doug Nikhazy, UM	Jack Leiter, VU Josh Rivera, UF
M2	Tucker Bradley, UG	Cole Wilcox, UG Braden Forsyth, UM	Peyton Wilson, UA
M9	T.J. Collett, UK Tyler Keenan, UM	Asa Lacy, AM	Nathan Hickey, UF
M16	Tyler Keenan, UM	Spencer Price, MS	Hayden Dunhurst, UM Robert Moore, AR

SEC Teams vs. Non-Conference In 2020

America East	3-0	1.000
Atlantic Coast	9-5	.643
Atlantic 10	10-0	1.000
Atlantic Sun	7-1	.875
American	8-3	.727
Big East	3-0	1.000
Big South	4-0	1.000
Big Ten	4-5	.444
Big 12	7-11	.389
Big West	3-4	.429
Colonial	3-3	.500
Conference USA	11-0	1.000
Horizon League	18-2	.900
Ivy League	9-0	1.000
Metro Atlantic Athletic	3-0	1.000
Mid-American	6-0	1.000
Mid-Eastern Athletic	2-0	1.000
Missouri Valley	1-1	.500
Mountan West	3-0	1.000
Ohio Valley	11-2	.846
Pac-12	4-4	.500
Patriot	6-0	1.000
Southern	3-1	.750
Southland	7-3	.700
Southwestern Athletic	7-1	.875
Summit League	6-0	1.000
Sun Belt	14-4	.778
West Coast	7-1	.875
Western Athletic	8-0	1.000
Total	**187-51**	**.786**

(All Games)

Team	AVG	G	AB	R	H	2B	3B	HR	RBI	TB	SLG	BB	HBP	SO	GDP	OB%	SF	SH	SB	ATT	PO	A	E	FLD
Auburn	.330	18	636	158	210	51	5	14	148	313	.492	95	16	112	5	.421	16	5	14	18	480	149	11	.983
Tennessee	.320	17	603	180	193	43	3	31	160	335	.556	124	15	119	6	.442	9	5	30	32	459	159	12	.981
Arkansas	.310	16	565	118	175	33	2	21	111	275	.487	78	15	146	6	.403	7	4	17	20	426	161	15	.975
Alabama	.308	17	590	148	182	39	4	22	129	295	.500	104	33	121	11	.432	11	5	29	36	471	167	10	.985
Kentucky	.301	17	579	135	174	35	3	22	132	281	.485	68	34	111	12	.401	8	2	25	34	456	161	28	.957
Texas A&M	.296	18	587	164	174	38	3	19	139	275	.468	98	30	127	9	.418	8	11	35	41	468	139	28	.956
Ole Miss	.294	17	565	161	166	31	1	37	152	310	.549	104	23	163	3	.416	13	4	28	31	453	130	18	.970
Florida	.285	17	600	123	171	32	1	21	106	268	.447	88	14	167	8	.386	6	2	24	28	471	145	10	.984
Georgia	.277	18	603	128	167	29	1	18	116	252	.418	94	30	140	6	.394	12	10	29	33	492	175	23	.967
Vanderbilt	.277	18	596	104	165	37	2	9	99	233	.391	74	29	129	10	.378	10	8	27	30	485	129	17	.973
South Carolina	.272	16	526	111	143	21	5	21	103	237	.451	78	24	122	5	.386	6	9	27	37	432	147	18	.970
Missouri	.258	16	546	90	141	24	1	13	80	206	.377	78	18	141	14	.367	4	8	28	40	438	146	17	.972
Mississippi State	.258	16	524	85	135	26	2	11	77	198	.378	71	10	117	6	.354	5	3	11	18	426	130	19	.967
LSU	.253	17	533	97	135	19	4	14	89	204	.383	75	16	130	12	.358	7	8	24	31	453	153	13	.979

CI - Auburn 2, Kentucky 1.

(All games Sorted by Earned run avg)

Team	ERA	W	L	G	CG	SHO	CBO	SV	IP	H	R	ER	BB	SO	2B	3B	HR	AB	B/Avg	WP	HBP	BK	SFA	SHA
Vanderbilt	1.84	13	5	18	0	4	4	5	161.2	99	42	33	66	218	20	0	3	567	.175	17	15	0	4	9
Tennessee	2.00	15	2	17	0	3	3	5	153.0	109	39	34	35	171	24	1	7	555	.196	6	9	1	2	4
Alabama	2.24	16	1	17	0	3	3	2	157.0	126	48	39	49	185	20	1	6	571	.221	9	6	2	1	8
LSU	2.38	12	5	17	0	0	0	6	151.0	99	49	40	63	157	20	2	11	531	.186	10	16	1	10	5
Florida	2.41	16	1	17	0	2	2	5	157.0	120	46	42	47	187	24	1	8	579	.207	10	16	2	6	7
Georgia	2.52	14	4	18	0	4	4	2	164.0	123	53	46	55	197	18	3	6	597	.206	18	17	0	4	8
Auburn	2.81	13	5	18	0	5	5	2	160.0	127	56	50	63	209	27	1	9	567	.224	17	8	1	7	6
South Carolina	2.81	12	4	16	1	2	1	4	144.0	92	49	45	68	184	15	3	11	510	.180	19	7	0	4	3
Mississippi State	2.85	12	4	16	0	1	1	4	142.0	96	58	45	61	180	19	3	4	513	.187	26	11	3	4	5
Ole Miss	2.92	16	1	17	0	3	3	6	151.0	123	58	49	51	179	17	1	12	558	.220	10	12	1	2	3
Texas A&M	2.94	15	3	18	0	2	2	4	156.0	134	66	51	59	217	22	2	10	595	.225	11	16	1	3	8
Arkansas	3.68	11	5	16	0	1	1	3	142.0	129	71	58	51	143	14	2	12	531	.243	7	12	0	5	7
Missouri	4.25	11	5	16	0	0	0	7	146.0	141	81	69	60	149	18	0	14	561	.251	25	10	4	5	6
Kentucky	4.38	11	6	17	0	0	0	2	152.0	148	86	74	61	173	32	3	10	574	.258	12	15	4	8	13

PB - Missouri 7, Auburn 5, Arkansas 5, Georgia 4, LSU 4, S. Carolina 4, Ole Miss 3, Vanderbilt 3, Kentucky 2, Texas A&M 2, Miss. State 2, Florida 1. Pickoffs - Auburn 7, Georgia 5, Kentucky 4, Vanderbilt 4, Texas A&M 3, LSU 2, Tennessee 1, Miss. State 1, Ole Miss 1, Alabama 1, Arkansas 1, Missouri 1.

(All games Sorted by Fielding pct)

Team	C	PO	A	E	FLD%	DPs	SBA	CSB	SBA%	PB	CI
Alabama	648	471	167	10	.985	14	10	5	.667	0	0
Florida	626	471	145	10	.984	6	15	0	1.000	1	0
Auburn	640	480	149	11	.983	12	12	8	.600	5	2
Tennessee	630	459	159	12	.981	10	18	0	1.000	0	0
LSU	619	453	153	13	.979	7	13	7	.650	4	0
Arkansas	602	426	161	15	.975	12	10	6	.625	5	0
Vanderbilt	631	485	129	17	.973	7	8	4	.667	3	0
Missouri	601	438	146	17	.972	7	13	9	.591	7	0
Ole Miss	601	453	130	18	.970	11	4	6	.400	3	0
South Carolina	597	432	147	18	.970	11	11	3	.786	4	0
Mississippi State	575	426	130	19	.967	6	15	6	.714	2	0
Georgia	690	492	175	23	.967	10	5	8	.385	4	0
Kentucky	645	456	161	28	.957	9	16	7	.696	2	1
Texas A&M	635	468	139	28	.956	8	13	3	.813	2	0

2020 STATISTICS

Batting Leaders

Hitting minimums - 75% of Games
2.0 AB/Game 3.0 TPA/Game

Pitching minimums - 1 Games 1.0 IP/Game

Batting Average

1. Jacob Young, UF	.450
2. Heston Kjerstad, AR	.448
3. Brandt Belk, MO	.447
4. Tyler Gentry, UA	.429
5. John Rhodes, UK	.426
6. Zach Deloach, AM	.421
7. Ben Anderson, UG	.414
T8. Rankin Woley, AU	.412
T8. Matt Scheffler, AU	.412
10. Tyler Keenan, UM	.403

Slugging Percentage

T1. Heston Kjerstad, AR	.791
T1. Tyler Keenan, UM	.791
3. Zach Deloach, AM	.789
4. Austin Schultz, UK	.754
T5. Tyler Gentry, UA	.750
T5. Zach Daniels, UT	.750
7. Tucker Bradley, UG	.730
8. Wes Clarke, SC	.714
9. Anthony Servideo, UM	.695
10. Luc Lipcius, UT	.674

On base percentage

1. Anthony Servideo, UM	.575
2. Tyler Gentry, UA	.554
3. Zach Deloach, AM	.547
T4. Ben Anderson, UG	.544
T4. Brandt Belk, MO	.544
6. Luc Lipcius, UT	.525
7. Drew Williamson, UA	.521
8. Matt Scheffler, AU	.516
9. Jacob Young, UF	.514
10. Heston Kjerstad, AR	.513

Runs scored

1. Zach Deloach, AM	25
T2. Anthony Servideo, UM	24
T2. Ben Anderson, UG	24
4. Peyton Chatagnier, UM	23
5. Brett Auerbach, UA	22
T6. Christian Franklin, AR	21
T6. Ryan Bliss, AU	21
T8. Austin Schultz, UK	20
T8. Zach Daniels, UT	20
T10. Heston Kjerstad, AR	19
T10. Bryce Blaum, AM	19
T10. Jud Fabian, UF	19
T10. Tyler Gentry, UA	19

Hits

1. Heston Kjerstad, AR	30
2. Ryan Bliss, AU	29
3. Rankin Woley, AU	28
T4. Tyler Keenan, UM	27
T4. Jacob Young, UF	27
T6. Brett Auerbach, UA	26
T6. John Rhodes, UK	26
8. Tucker Bradley, UG	25
T9. Cooper Davis, VU	24
T9. Christian Franklin, AR	24
T9. Christian Franklin, AR	24
T9. Austin Schultz, UK	24
T9. Ben Anderson, UG	24
T9. Zach Deloach, AM	24
T9. Tyler Gentry, UA	24

Runs Batted In

1. Tyler Keenan, UM	33
2. Tucker Bradley, UG	23
T3. Rankin Woley, AU	22
T3. Owen Diodati, UA	22
T3. Wes Clarke, SC	22
T6. Cam Shepherd, UG	21
T6. Tyler Gentry, UA	21
T8. Austin Schultz, UK	20
T8. Heston Kjerstad, AR	20
10. John Rhodes, UK	19

Doubles

1. John Rhodes, UK	10
T2. Zach Daniels, UT	8
T2. Bryce Blaum, AM	8
T2. Rankin Woley, AU	8
T2. Brett Auerbach, UA	8
T6. Logan Sartori, AM	7
T6. Kason Howell, AU	7
T6. Ryan Bliss, AU	7
T6. Luc Lipcius, UT	7
10. 8 tied at	6

Triples

T1. Cooper Davis, VU	2
T1. Noah Myers, SC	2
T1. Ryan Bliss, AU	2
4. 31 tied at	1

Home Runs

1. Wes Clarke, SC	8
2. Tyler Keenan, UM	7
T3. Sam Praytor, UA	6
T3. Zach Deloach, AM	6
T3. Tucker Bradley, UG	6
T3. Heston Kjerstad, AR	6
T7. T.J. Collett, UK	5
T7. Hayden Dunhurst, UM	5
T7. Austin Schultz, UK	5
T7. Jud Fabian, UF	5
T7. Alerick Soularie, UT	5
T7. Anthony Servideo, UM	5
T7. Owen Diodati, UA	5

Total Bases

T1. Tyler Keenan, UM	53
T1. Heston Kjerstad, AR	53
T3. Austin Schultz, UK	46
T3. Ryan Bliss, AU	46
T3. Tucker Bradley, UG	46
6. Zach Deloach, AM	45
7. Brett Auerbach, UA	43
T8. Rankin Woley, AU	42
T8. Zach Daniels, UT	42
T8. Tyler Gentry, UA	42

Walks

1. Anthony Servideo, UM	24
2. Drew Williamson, UA	18
3. Brett Auerbach, UA	17
T4. Luc Lipcius, UT	16
T4. Bryce Blaum, AM	16
T6. Justin Foscue, MS	15
T6. Ben Anderson, UG	15
T7. Zach Deloach, AM	14
T7. Kirby Mcmullen, UF	14
T7. Daniel Cabrera, LS	14
10. 7 tied at	13

Stolen Bases

1. Brett Auerbach, UA	12
T2. Anthony Servideo, UM	9
T2. Max Ferguson, UT	9
T2. Harrison Ray, VU	9
T5. Tucker Bradley, UG	8
T5. Noah Campbell, SC	8
T7. Cam Shepherd, UG	7
T7. Noah Myers, SC	7
T7. Bryce Blaum, AM	7
T9. Jaren Shelby, UK	6
T9. Casey Martin, AR	6
T9. Daniel Cabrera, LS	6
T9. Zach Deloach, AM	6
T9. Josh Holt Jr., MO	6
T9. Jacob Young, UF	6

Pitching Leaders

Hitting minimums - 75% of Games
2.0 AB/Game 3.0 TPA/Game
Pitching minimums - 1 Games 1.0 IP/Game

Earned Run Average

1. Connor Prielipp, UA	0.00
2. Mason Hickman, VU	0.48
3. Asa Lacy, AM	0.75
4. Christian McLeod, MS	0.86
5. Caleb Bolden, AR	1.12
6. Gunnar Hoglund, UM	1.16
7. Hunter Barco, UF	1.40
8. Ethan Smith, VU	1.42
9. Jackson Leath, UT	1.45
10. Cole Wilcox, UG	1.57

Opposing Batting Average

1. Connor Prielipp, UA	.077
2. Brannon Jordan, SC	.104
3. Asa Lacy, AM	.111
4. Doug Nikhazy, UM	.120
5. Christian McLeod, MS	.127
6. Mason Hickman, VU	.131
7. Hunter Barco, UF	.162
T8. Mason Hazelwood, UK	.167
T8. Jackson Leath, UT	.167
10. AJ Labas, LS	.178

Innings Pitched

1. Tommy Mace, UF	27.0
T2. Carmen Mlodzinski, SC	25.1
T2. AJ Labas, LS	25.1
4. Ian Bedell, MO	24.1
T5. Emerson Hancock, UG	24.0
T5. Asa Lacy, AM	24.0
T7. Gunnar Hoglund, UM	23.1
T7. Landon Marceaux, LS	23.1
T9. Cole Wilcox, UG	23.0
T9. Doug Nikhazy, UM	23.0

Batters Struck Out

1. Asa Lacy, AM	46
2. Gunnar Hoglund, UM	37
T3. Christian McLeod, MS	35
T3. Christian Roa, AM	35
T3. Connor Prielipp, UA	35
T3. Ian Bedell, MO	35
7. Emerson Hancock, UG	34
T8. Brannon Jordan, SC	32
T8. Cole Wilcox, UG	32
T8. Tanner Burns, AU	32

Wins

T1. Christian McLeod, MS	4
T1. Jackson Leath, UT	4
3. 17 tied at	3

Saves

T1. Braden Forsyth, UM	5
T1. Trey Dillard, MO	5
3. Devin Fontenot, LS	4
T4. Bryce Miller, AM	3
T4. Ben Specht, UF	3
T4. Sean Hunley, UT	3
T7. Jaden Hill, LS	2
T7. Chase Lee, UA	2
T7. Tj Shook, SC	2
T7. Cody Greenhill, AU	2
T7. Spencer Price, MS	2
T7. Sam Hliboki, VU	2
T7. Redmond Walsh, UT	2

2020 SEC Baseball Awards

Scholar-Athlete of the Year: Rankin Woley, Auburn

SEC Baseball Community Service Team
Alabama – Brock Guffey
Arkansas – Casey Opitz
Auburn – Conor Davis
Florida – Tommy Mace
Georgia – Emerson Hancock
Kentucky – Alex Degen
LSU – Matthew Beck
Ole Miss – Tim Elko
Mississippi State – Christian MacLeod
Missouri – Spencer Juergens
South Carolina – Cam Tringali
Tennessee – Luc Lipcius
Texas A&M – Christian Roa
Vanderbilt – Harrison Ray

SEC Baseball Weekly Honors
February 17
Player of the Week: Heston Kjerstad, Arkansas / Cael Baker, Ole Miss
Pitcher of the Week: Connor Noland, Arkansas
Freshman of the Week: Owen Diodati, Alabama / Christian MacLeod, Mississippi State

February 24
Player of the Week: Bryce Blaum, Texas A&M / Robert Moore, Arkansas
Pitcher of the Week: Doug Nikhazy, Ole Miss
Freshman of the Week: Jack Leiter, Vanderbilt / Josh Rivera, Florida

March 2
Player of the Week: Tucker Bradley, Georgia
Pitcher of the Week: Cole Wilcox, Georgia / Braden Forsyth, Ole Miss
Freshman of the Week: Peyton Wilson, Alabama

March 9
Player of the Week: T.J. Collett, Kentucky / Tyler Keenan, Ole Miss
Pitcher of the Week: Asa Lacy, Texas A&M
Freshman of the Week: Nathan Hickey, Florida

March 16
Player of the Week: Tyler Keenan, Ole Miss
Pitcher of the Week: Spencer Price, Mississippi State
Freshman of the Week: Hayden Dunhurst, Ole Miss / Robert Moore, Arkansas

Collegiate Baseball All-America
First Team
Asa Lacy, Texas A&M
Connor Prielipp, Alabama
A.J. Lewis, Eastern Kentucky
Tyler Keenan, Ole Miss
Heston Kjerstad, Arkansas
Austin Martin, Vanderbilt
Zach DeLoach, Texas A&M

Second Team
Mason Hickman, Vanderbilt
Cole Wilcox, Georgia
Brett Auerbach, Alabama
Brandt Belk, Missouri
Austin Shultz, Kentucky
Anthony Servideo, Ole Miss
Jacob Young, Florida

Third Team
Christian MacLeod, Mississippi State
Tanner Burns, Auburn
Doug Nikhazy, Ole Miss
Jaden Hill, LSU
Ben Specht, Florida
Devin Fontenot, LSU
Wes Clarke, South Carolina
Rankin Wooley, Auburn
Ryan Bliss, Auburn
John Rhodes, Kentucky

Freshman All-America
Connor Prielipp, Alabama
Christian MacLeod, Mississippi State
Antoine Jean, Alabama
Jack Leiter, Vanderbilt
Hunter Barco, Florida
Jonathan Cannon, Georgia
Mason Ornelas, Texas A&M
Tyler Nesbitt, Florida
Will Bednar, Mississippi State
Will Childers, Georgia
Hayden Dunhurst, Ole Miss
Nathan Hickey, Florida
Peyton Chatagnier, Ole Miss
Robert Moore, Arkansas
John Rhodes, Kentucky
Owen Diodati, Alabama

CHAMPIONS

SEC Champions

1933	Georgia	8-1	12-3-1	Bill White
1934	Alabama	13-3	13-5	J.B. Whitworth
1935	Alabama	8-2	10-2	Tilden Campbell
1936	Alabama	7-3-1	10-3-1	Tilden Campbell
1937	Auburn	8-1	–	Dell Morgan
1938	Alabama	10-1	14-1	Tilden Campbell
1939	LSU	10-2	22-6	Harry Rabenhorst
1940	Alabama	12-1	14-2	Tilden Campbell
1941	Alabama	13-2	18-2-1	Tilden Campbell
1942	Alabama	9-1	10-2	Tilden Campbell
1943	LSU	11-3	13-8	"Red" Swanson
1944	No season			
1945	No season			
1946	LSU	10-5	11-3	Harry Rabenhorst
1947	Alabama	11-3	18-7	Tilden Campbell
1948	Mississippi State	12-5	17-8	R.P. Patty
1949	Mississippi State	13-3	19-6	R.P. Patty
1950	Alabama	12-4	21-12	Tilden Campbell
1951	Tennessee	16-1	20-3	S.W. Anderson
1952	Florida	12-2	12-14-2	Dave Fuller
1953	Georgia	12-3	23-7	Jim Whatley
1954	Georgia	11-4	16-9	Jim Whatley
1955	Alabama	16-2	23-6	Tilden Campbell
1956	Florida	13-3	20-4	Dave Fuller
1957	*Georgia Tech	13-3	–	Joe Pittard
1958	Auburn	12-3	17-8	Joe Connally
1959	Ole Miss	10-3	16-5	Tom Swayze
1960	Ole Miss	12-2	22-3	Tom Swayze
1961	LSU	11-4	20-5	Ray Didier
1962	Florida	14-3	23-9-1	Dave Fuller
1963	Auburn	15-3	17-8	Paul Nix
1964	Ole Miss	11-1	19-4	Tom Swayze
1965	Mississippi State	11-4	13-7	Paul Gregory
1966	Mississippi State	11-4	17-9	Paul Gregory
1967	Auburn	15-2	27-7	Paul Nix
1968	Alabama	10-8	22-11	Joe Sewell
1969	Ole Miss	11-5	27-15	Tom Swayze
1970	Mississippi State	11-4	32-8	Paul Gregory
1971	Mississippi State	13-5	32-12	Paul Gregory
1972	Ole Miss	15-3	28-16	Jake Gibbs
1973	Vanderbilt	11-5	36-16	Larry Schmittou
1974	Vanderbilt	11-4	37-22-1	Larry Schmittou
1975	LSU	19-3	40-16	Jim Smith
1976	Auburn	12-7	37-15	Paul Nix
1977	Ole Miss	15-9	40-18	Jake Gibbs
1978	Auburn	15-8	33-21	Paul Nix
1979	Mississippi State	17-2	48-12	Ron Polk
1980	Vanderbilt	13-9	34-21-1	Roy Mewbourne
1981	Florida	16-7	42-17	Jay Bergman
1982	Florida	14-8	34-25	Jack Rhine
1983	Alabama	14-7	46-11	Barry Schollenberger
1984	Florida	18-4	43-16	Joe Arnold
1985	Mississippi State	16-8	50-15	Ron Polk
1986	LSU	22-5	49-9	Skip Bertman
1987	Mississippi State	13-13	39-22	Ron Polk
1988	Florida	21-6	39-15-1	Joe Arnold
1989	Mississippi State	20-5	54-14	Ron Polk
1990	LSU	20-7	54-19	Skip Bertman
1991	LSU	19-7	55-18	Skip Bertman
1992	LSU	18-6	50-16	Skip Bertman
1993	LSU	18-8-1	53-17-1	Skip Bertman
1994	Tennessee	24-5	52-14	Rod Delmonico
1995	Tennessee	22-8	54-16	Rod Delmonico
1996	Alabama	20-10	50-19	Jim Wells
	Florida	20-10	50-18	Andy Lopez
	LSU	20-10	52-15	Skip Bertman
1997	LSU	22-7	57-13	Skip Bertman
1998	Florida	21-8	46-18	Andy Lopez
1999	Arkansas	22-8	42-23	Norm DeBriyn
2000	South Carolina	25-5	56-10	Ray Tanner
2001	Georgia	20-10	36-10	Ron Polk
2002	South Carolina	21-8	57-18	Ray Tanner
2003	LSU	20-9-1	45-22-1	Smoke Laval
2004	Arkansas	19-11	45-24	Dave Van Horn
	Georgia	19-11	45-23	David Perno
2005	Florida	20-10	48-23	Pat McMahon
2006	Alabama	20-10	44-21	Jim Wells
	Kentucky	20-10	44-17	John Cohen
2007	Vanderbilt	22-8	54-13	Tim Corbin
2008	Georgia	20-9-1	45-25-1	David Perno
2009	LSU	20-10	56-17	Paul Mainieri
	Ole Miss	20-10	44-20	Mike Bianco
2010	Florida	22-8	47-7	Kevin O'Sullivan
2011	Florida	22-8	53-19	Kevin O'Sullivan
	South Carolina	22-8	55-14	Ray Tanner
	Vanderbilt	22-8	54-12	Tim Corbin
2012	LSU	19-11	49-20	Paul Mainieri
2013	Vanderbilt	26-3	54-12	Tim Corbin
2014	Florida	21-9	40-23	Kevin O'Sullivan
2015	LSU	21-8	54-12	Paul Mainieri
2016	Mississippi State	21-9	44-18-1	John Cohen
2017	Florida	21-9	52-19	Kevin O'Sullivan
	LSU	21-9	52-20	Paul Mainieri
2018	Florida	20-10	49-21	Kevin O'Sullivan
2019	Vanderbilt	23-7	59-12	Tim Corbin

SEC National Champions

1990 - Georgia
1991 - LSU
1993 - LSU
1996 - LSU
1997 - LSU
2000 - LSU
2009 - LSU
2010 - South Carolina
2011 - South Carolina
2014 - Vanderbilt
2017 - Florida
2018 - Vanderbilt

SEC Championships

LSU	17	('39-43-46-61-75-86-90-91-92-93-96-97-03-09-12-15-17)
Florida	15	('52-56-62-81-82-84-88-96-98-05-10-11-14-17-18)
Alabama	13	('34-35-36-38-40-41-42-47-50-55-68-83-96)
Mississippi State	11	('48-49-65-66-70-71-79-85-87-89-16)
Ole Miss	7	('59-60-64-69-72-77-09)
Vanderbilt	7	('73-74-80-07-11-13-19)
Auburn	6	('37-58-63-67-76-78)
Georgia	6	('33-54-55-01-04-08)
South Carolina	3	('00-02-11)
Tennessee	3	('51-94-95)
Arkansas	2	('99-04)
Kentucky	1	('06)
*Georgia Tech	1	('57)

SEC Division Championships (since 1959)

Florida	25	('60-62-68-69-77-78-79-80-81-82-83-84-85-88-92-96-97-98-05-09-10-11-14-17-18)
LSU	19	('61-75-85-92-93-94-96-97-98-00-01-03-05-08-09-12-13-15-17)
Ole Miss	13	('59-60-63-64-67-69-72-77-82-05-09-14-18)
Auburn	11	('61-63-64-65-67-76-78-80-89-95-10)
Mississippi State	11	('62-65-66-70-71-79-81-83-84-16-19)
Vanderbilt	9	('71-72-73-74-07-11-13-15-19)
South Carolina	7	('99-00-02-03-11-12-16)
Alabama	6	('68-73-74-96-02-06)
Tennessee	6	('66-70-93-94-95-97)
Arkansas	5	('99-04-07-18-19)
Georgia	4	('75-01-04-08)
Kentucky	2	('76-'06)
*Georgia Tech	1	('59)

*Former Member of the SEC

All-Time Standings

Team	Games	Won	Lost	Tied	Pct.
Florida	1708	1027	679	2	.602
South Carolina	817	457	359	1	.560
LSU	1776	985	782	9	.557
Texas A&M	207	110	96	1	.534
Mississippi State	1784	958	823	3	.538
Alabama	1810	959	846	5	.531
Auburn	1769	915	851	3	.518
Arkansas	810	417	393	0	.515
Ole Miss	1810	849	959	2	.470
Georgia	1762	823	935	4	.468
Tennessee	1654	746	907	1	.451
Kentucky	1710	729	973	8	.429
Vanderbilt	1622	691	921	10	.429
Missouri	210	79	130	1	.379

All-Time Records

Team	Games	Won	Lost	Tied	Pct.
Texas A&M	4340	2758	1539	43	.640
Mississippi State	4107	2704	1580	29	.662
South Carolina	4253	2645	1591	17	.624
LSU	4236	2601	1604	31	.618
Alabama	4338	2653	1661	24	.614
Florida	4229	2601	1604	24	.618
Arkansas	3668	2253	1409	6	.615
Auburn	3530	2102	1422	6	.596
Missouri	4000	2369	1610	21	.595
Ole Miss	3871	2240	1611	20	.581
Vanderbilt	4173	2369	1771	33	.572
Georgia	4124	2320	1780	24	.565
Tennessee	3727	2087	1626	14	.562
Kentucky	3834	1953	1856	25	.513

All-Time SEC Tournament Records

Team	App.	W-L	Pct.	Titles
LSU	34	88-44	.667	12
Texas A&M	7	12-9	.571	1
Vanderbilt	24	51-37	.580	3
Miss. State	34	66-55	.545	7
Alabama	28	48-44	.522	7
Florida	39	68-65	.511	4
Tennessee	16	25-25	.500	3
Ole Miss	24	41-41	.500	6
Arkansas	24	34-42	.447	0
Auburn	27	35-50	.412	3
Georgia	25	30-46	.395	0
Kentucky	21	22-36	.379	0
South Carolina	27	29-49	.372	1
Missouri	6	2-8	.200	0

SEC Championship Formats

1933-1947 SEC Champion based on conference winning percentage.

1948-1950 SEC divided into two divisions (Eastern and Western) but composite standings still kept. Division leaders meet in best-of-five-game championship series for SEC Championship.

1951-1952 Championship series discontinued; SEC Champion based on conference winning percentage.

1953-1976 Division leaders meet in best-of-three-game championship series for SEC Championship.

1977-1985 Top two teams from each division meet in a double-elimination tournament at alternating site of division champion for SEC Championship.

1986 League abolishes divisions; Round-robin play begins; Top four teams meet in a double-elimination tournament for SEC Championship.

1987 Tournament field increases to top six regular-season finishers for SEC Championship.

1988-1991 Team finishing with highest conference winning percentage over 27-game round-robin schedule is SEC Champion; Tournament is played to award NCAA automatic bid.

1992 SEC Champion is team finishing the 24-game conference schedule with the highest winning percentage; League recognizes team finishing with highest overall winning percentage as Eastern and Western Division Champions in their respective divisions.

1993-1995 SEC Tournament games count toward all SEC Championships; SEC Champion is team with highest overall conference winning percentage; Eastern and Western Division Champions are teams in each division with the highest overall conference winning percentage; NCAA automatic bid is awarded to the team which wins its divisional tournament and has the highest overall conference winning percentage.

1996-1997 SEC Champion is the team with the highest conference winning percentage based on 30-game regular season schedule; Neutral site, eight-team conference tournament; Tournament field consists of top three teams (based of conference winning percentage) from Eastern and Western Divisions and two at-large teams chosen based on their conference winning percentage. NCAA automatic bid is awarded to tournament winner.

1998 SEC Champion is the team with the highest conference winning percentage on 30-game regular season schedule; Neutral site, eight-team double elimination conference tournament; Tournament field consists of top three teams (based on conference winning percentage) from Eastern and Western Divisions and two at-large teams chosen based on their conference winning percentage. Divisional winners guaranteed top two seeds. NCAA automatic bid is awarded to tournament winner.

1999-2011 Format remains the same as 1998 except tournament field consists of top two teams from each division and four at-large teams chosen based on their conference winning percentage.

2012 SEC Champion is the team with the highest conference winning percentage on 30-game regular season schedule; Neutral site, 10-team conference tournament; Games played from Tuesday thru Friday are double elimination with single elimination starting on Saturday; Tournament field consists of top team (based on conference winning percentage) from Eastern and Western Divisions and eight at-large teams chosen based on their conference winning percentage.

2013-Present SEC Champion is the team with the highest conference winning percentage on 30-game regular season schedule; Neutral site, 12-team conference tournament; Tournament field consists of top team (based on conference winning percentage) from Eastern and Western Divisions and 10 at-large teams chosen based on their conference winning percentage; Two divisional champions and top four seeds guaranteed opening-round byes; Seeds 5-12 meet in single-elimination format on opening day of the tournament, followed by traditional double-elimination play Wednesday-Friday; returns to single elimination play on Saturday.

ANNUAL STANDINGS

1933

School	W-L	Pct.
Georgia	8-1	.889
Miss. State	5-3	.625
Auburn	5-4	.556
Alabama	5-5	.500
Florida	4-4	.500
Georgia Tech	4-10	.286
LSU	0-4	.000
Kentucky	0-0	.000
Ole Miss	0-0	.000
Tennessee	0-0	.000
Tulane	0-0	.000
Vanderbilt	0-0	.000

1934

School	W-L	Pct.
Alabama	13-3	.813
Miss. State	8-4	.667
Georgia	7-4	.636
Georgia Tech	7-7	.500
Florida	4-5	.444
Auburn	4-6	.400
LSU	3-6	.333
Kentucky	0-2	.000
Vanderbilt	0-2	.000
Ole Miss	0-9	.000
Tennessee	0-0	.000
Tulane	0-0	.000

1935

School	W-L	Pct.
Alabama	8-2	.800
Miss. State	8-3	.727
Auburn	6-5	.545
Florida	4-4	.500
Georgia	4-4	.500
Georgia Tech	4-6	.400
LSU	4-6	.400
Ole Miss	0-10	.000
Kentucky	0-0	.000
Tennessee	0-0	.000
Tulane	0-0	.000
Vanderbilt	0-0	.000

1936

School	W-L	Pct.
Alabama	7-3-1	.682
LSU	7-4	.636
Miss. State	6-4	.600
Auburn	5-5	.500
Florida	4-4	.500
Georgia	3-5	.375
Ole Miss	1-8	.111
Georgia Tech	0-0	.000
Kentucky	0-0	.000
Tennessee	0-0	.000
Tulane	0-0	.000
Vanderbilt	0-0	.000

1937

School	W-L	Pct.
Auburn	8-1	.889
Alabama	8-2	.800
Miss. State	8-3	.727
Ole Miss	4-4	.500
Florida	3-3	.500
Georgia Tech	4-7	.364
LSU	5-10	.333
Georgia	2-8	.250
Tulane	0-4	.000
Kentucky	0-0	.000
Tennessee	0-0	.000
Vanderbilt	0-0	.000

1938

School	W-L	Pct.
Alabama	10-1	.909
Florida	4-2	.667
Georgia	5-3	.625
Ole Miss	5-5	.500
Tulane	1-1	.500
Auburn	5-7	.417
Georgia Tech	5-8	.385
Vanderbilt	1-2	.333
LSU	3-6	.333
Miss. State	3-7	.300
Tennessee	0-0	.000
Kentucky	0-0	.000

1939

School	W-L	Pct.
LSU	10-2	.883
Auburn	10-4	.714
Florida	4-2	.667
Ole Miss	7-5	.583
Vanderbilt	4-3	.571
Georgia	5-4	.556
Kentucky	3-3	.500
Tennessee	1-1	.500
Alabama	4-8	.333
Georgia Tech	3-9	.250
Miss. State	3-10	.231
Tulane	0-3	.000

1940

School	W-L	Pct.
Alabama	12-1	.923
Georgia	9-1	.900
LSU	10-4	.714
Vanderbilt	5-2	.714
Auburn	4-5	.444
Kentucky	3-5	.375
Miss. State	4-7	.364
Georgia Tech	5-10	.333
Florida	3-6	.333
Tennessee	2-4	.333
Tulane	1-3	.250
Ole Miss	1-11	.083

1941

School	W-L	Pct.
Alabama	13-2	.867
Georgia	8-2	.800
Ole Miss	7-4	.636
Georgia Tech	10-8	.555
Auburn	5-5	.500
Tennessee	3-3	.500
Miss. State	7-8	.467
Vanderbilt	3-5	.375
LSU	5-9	.357
Tulane	2-6	.250
Florida	2-6	.250
Kentucky	3-10	.230

1942

School	W-L	Pct.
Alabama	9-1	.900
Georgia	6-2	.750
Georgia Tech	7-7	.500
LSU	6-6	.500
Auburn	4-4	.500
Miss. State	6-7	.461
Vanderbilt	4-5	.444
Ole Miss	4-7	.363
Kentucky	2-4	.333
Tennessee	1-2	.333
Tulane	2-6	.250
Florida	0-0	.000

1943

School	W-L	Pct.
LSU	11-3	.785
Vanderbilt	6-2	.750
Auburn	3-1	.750
Alabama	9-4	.692
Tulane	5-3	.625
Georgia Tech	2-5	.286
Miss. State	3-9	.250
Georgia	1-3	.250
Kentucky	1-3	.250
Ole Miss	2-10	.200
Florida	0-0	.000
Tennessee	0-0	.000

****No teams in 1944 and 1945 (World War II)**

1946

School	W-L	Pct.
LSU	11-3	.786
Alabama	10-5	.667
Georgia	8-4	.667
Auburn	5-3	.625
Ole Miss	3-3	.500
Miss. State	2-9	.182
Florida	1-7	.125
Tulane	0-6	.000
Georgia Tech	0-0	.000
Kentucky	0-0	.000
Tennessee	0-0	.000
Vanderbilt	0-0	.000

1947

School	W-L	Pct.
Alabama	11-3	.786
Auburn	11-5	.688
Tennessee	5-3	.625
Tulane	3-2	.600
Georgia Tech	6-6	.500
Ole Miss	4-4	.500
Kentucky	4-4	.500
Miss. State	7-8	.467
Vanderbilt	5-7	.417
LSU	4-7	.364
Georgia	4-11	.267
Florida	2-6	.250

In 1948 the conference was divided into two divisions, East and West, with the leader in each to qualify for the five-game playoffs.

1948

School	W-L	Pct.
Tulane	7-1	.875
Auburn	14-5	.737
*Miss. State	12-5	.706
Alabama	11-5	.688
Georgia Tech	11-7	.611
Kentucky	9-7	.563
Georgia	9-8	.529
Vanderbilt	7-8	.429
LSU	4-10	.286
Florida	3-9	.250
Ole Miss	4-13	.235
Tennessee	3-16	.158

*Tulane did not play sufficient games to qualify for playoffs.
Miss. State beat Auburn in the playoff, 3 games to none.

1949

School	W-L	Pct.
*Miss State	13-3	.813
Alabama	14-4	.778
Kentucky	11-5	.688
Georgia	11-7	.611
Tulane	5-5	.500
Georgia Tech	9-11	.450
Florida	5-7	.417
Auburn	6-10	.375
LSU	5-9	.357
Tennessee	5-9	.357
Vanderbilt	4-8	.333
Ole Miss	2-12	.143

*Miss. State beat Kentucky in playoffs, 3 games to one.

1950

School	W-L	Pct.
Kentucky	11-2	.846
*Alabama	12-4	.750
Miss. State	9-5	.643
Georgia	10-6	.625
Florida	5-3	.625
Ole Miss	5-5	.500
Tennessee	7-9	.437
Georgia Tech	7-11	.389
Auburn	7-12	.368
Vanderbilt	4-13	.235
LSU	2-7	.222
Tulane	1-4	.200

*Alabama beat Kentucky in the playoffs, 3 games to one.

1951

School	W-L	Pct.
Tennessee	16-1	.941
Alabama	13-4-1	.750
Ole Miss	10-4	.714
Florida	9-7	.563
LSU	6-6	.500
Auburn	8-8	.500
Tulane	7-9	.438
Miss. State	6-9	.400
Georgia Tech	8-12	.400
Kentucky	5-9-1	.357
Georgia	6-11	.353
Vanderbilt	0-13-1	.000

*Playoffs discontinued. Championship based on percentage.

1952

School	W-L	Pct.
Florida	12-2	.857
Tulane	11-4	.733
Alabama	12-7	.632
Tennessee	11-7	.611
Auburn	10-8	.556
Kentucky	6-6	.500
LSU	7-9	.438
Georgia Tech	8-11	.421
Miss. State	6-9	.400
Georgia	6-9	.400
Ole Miss	6-10	.375
Vanderbilt	0-14	.000

*No playoff. Eastern winner conceded title to Florida.

1953

School	W-L	Pct.
Miss. State	12-3	.800
*Georgia	12-4	.750
Florida	11-5	.706
Tulane	8-7	.532
Alabama	9-8	.529
Ole Miss	8-9	.471
LSU	7-8	.467
Tennessee	6-7	.462
Georgia Tech	7-10	.413
Kentucky	5-9	.357
Auburn	6-12	.333
Vanderbilt	3-11	.214

*Georgia beat Miss. State two games to none in playoffs.

1954

School	W-L	Pct.
*Georgia	11-4	.733
Ole Miss	6-3	.667
Tulane	10-6	.625
Auburn	8-5	.615
Florida	9-7	.563
Alabama	8-7	.533
Vanderbilt	8-7	.533
Miss. State	7-7	.500
Georgia Tech	6-10	.375
LSU	5-10	.333
Kentucky	4-10	.286
Tennessee	4-10	.286

*Georgia beat Ole Miss two games to one in playoffs.

1955

School	W-L	Pct.
*Alabama	16-2	.888
Ole Miss	10-3	.769
Georgia	12-4	.750
Vanderbilt	10-4	.714
Georgia Tech	10-6	.625
Tennessee	8-6	.571
Florida	7-9	.438
Miss. State	7-9	.438
Auburn	5-11	.313
LSU	4-11	.267
Tulane	3-11	.214
Kentucky	0-12	.000

*Alabama beat Georgia two games to none in playoffs.

1956

School	W-L	Pct.
Florida	13-3	.813
Ole Miss	13-3	.813
Alabama	15-5	.750
Georgia	10-5	.667
Auburn	9-7	.563
Tennessee	7-8	.467
LSU	7-9	.438
Tulane	7-9	.438
Miss. State	6-9	.400
Georgia Tech	4-9	.308
Vanderbilt	3-12	.200
Kentucky	1-12	.077

*Florida beat Ole Miss two games to none in playoffs.

1957

School	W-L	Pct.
*Georgia Tech	13-3	.813
Auburn	11-4	.733
Alabama	13-5	.722
Georgia	10-5	.667
Miss. State	10-5	.667
Ole Miss	9-6	.600
Florida	7-9	.438
Tulane	6-8	.429
LSU	6-8	.429
Tennessee	4-12	.250
Vanderbilt	3-13	.188
Kentucky	2-14	.125

*Georgia Tech beat Alabama two games to one in playoffs.

1958

School	W-L	Pct.
*Auburn	12-3	.800
Florida	11-3	.786
Alabama	11-5	.688
LSU	9-6	.600
Miss. State	8-6	.572
Georgia	10-8	.556
Kentucky	5-4	.556
Ole Miss	7-6	.538
Georgia Tech	5-12	.294
Vanderbilt	2-6	.250
Tulane	2-14	.125
Tennessee	1-10	.091

*Auburn defeated Alabama two games to none in playoffs.

ANNUAL STANDINGS

1959

Eastern Division

School	W-L	Pct.	W-L	Pct.
Georgia Tech	11-4	.733	15-4	.789
Florida	8-4	.667	13-8	.619
Auburn	8-4	.667	15-11	.577
Kentucky	9-5	.643	18-8	.692
Georgia	8-12	.400	11-18	.379
Tennessee	4-8	.333	9-9	.500
Vanderbilt	2-13	.133	5-15	.250

Western Division

School	W-L	Pct.	W-L	Pct.
*Ole Miss	10-3	.769	16-5	.762
Alabama	8-5	.615	8-7	.533
LSU	7-9	.438	16-17	.485
Tulane	5-8	.385	6-9	.400
Miss. State	5-10	.333	12-13	.480

*Ole Miss defeated Georgia Tech two games to one in championship playoff.

1960

Eastern Division

School	W-L	Pct.
Florida	12-6	.667
Auburn	10-6	.625
Georgia Tech	9-7	.563
Kentucky	9-7	.563
Vanderbilt	5-8	.385
Georgia	6-10	.375
Tennessee	5-12	.364

Western Division

School	W-L	Pct.
*Ole Miss	12-2	.857
Alabama	9-6	.600
Miss.State	8-8	.500
LSU	6-9	.400
Tulane	1-11	.071

*Ole Miss defeated Florida two games to none in championship playoff.

1961

Eastern Division

School	W-L	Pct.
Auburn	12-6	.667
Kentucky	10-6	.625
Florida	11-7	.611
Georgia	10-8	.556
Georgia Tech	6-11	.353
Tennessee	6-8	.429
Vanderbilt	2-9	.182

Western Division

School	W-L	Pct.
*LSU	11-4	.733
Ole Miss	10-5	.667
Miss. State	7-6	.538
Alabama	6-9	.400
Tulane	2-12	.143

*LSU defeated Auburn two games to none in championship playoff.

1962

Eastern Division

School	W-L	Pct.
*Florida	14-3	.824
Auburn	11-5	.688
Kentucky	9-7	.563
Tennessee	9-7	.563
Georgia	7-7	.500
Georgia Tech	5-12	.294
Vanderbilt	0-16	.000

Western Division

School	W-L	Pct.
Miss. State	14-1	.933
LSU	8-7	.533
Ole Miss	8-9	.471
Alabama	7-8-1	.469
Tulane	2-13	.133

*Florida defeated Miss. State two games to one in championship playoff.

1963

Eastern Division

School	W-L	Pct.
*Auburn	15-3	.833
Florida	13-5	.722
Georgia	10-8	.556
Kentucky	8-10	.444
Tennessee	8-10	.444
Georgia Tech	4-13	.235
Vanderbilt	4-13	.235

Western Division

School	W-L	Pct.
Ole Miss	11-4	.733
LSU	9-7	.563
Miss. State	9-7	.563
Alabama	7-8	.467
Tulane	4-12	.250

*Florida defeated Ole Miss. two games to one in championship playoff.

1964

Eastern Division

School	W-L	Pct.	W-L	Pct.
*Auburn	12-3	.800	20-5	.800
Florida	13-5	.722	23-11	.676
Kentucky	10-5	.667	16-7	.696
Tennessee	8-9	.471	17-14	.548
Georgia	5-9	.357	9-11	.450
Vanderbilt	4-12	.250	7-14	.333
Georgia Tech	3-10	.231	7-15	.318

Western Division

School	W-L	Pct.	W-L	Pct.
*Ole Miss	11-1	.917	19-4	.826
Miss. State	7-7	.500	17-12	.586
Alabama	6-8	.429	10-10	.500
LSU	5-7	.417	11-11	.500
Tulane	4-10	.286	12-13	.480

*Ole Miss defeated Auburn two games to one in championship playoff.

1965

Eastern Division

School	W-L	Pct.	W-L	Pct.
Auburn	10-3	.769	13-7	.650
Florida	9-3	.750	20-13	.686
Tennessee	8-5	.615	14-10	.583
Kentucky	7-7	.500	12-10	.545
Georgia	4-10	.286	12-13	.480
Vanderbilt	1-11	.083	5-12	.294

Western Division

School	W-L	Pct.	W-L	Pct.
*Miss State	11-4	.733	13-7	.650
Tulane	9-6	.600	13-10	.565
Ole Miss	8-7	.533	10-12	.455
Alabama	6-10	.375	12-12	.500
LSU	4-11	.267	6-13	.316

*Miss. State defeated Auburn two games to one in championship playoff.

1966

Eastern Division

School	W-L	Pct.	W-L	Pct.
Tennessee	11-2	.846	22-9	.710
Florida	8-4	.667	23-12	.657
Georgia	7-6	.538	12-10	.545
Auburn	6-7	.462	13-9	.591
Kentucky	5-7	.417	8-10	.444
Vanderbilt	1-12	.077	3-15	.167

Western Division

School	W-L	Pct.	W-L	Pct.
*Miss. State	11-4	.733	17-9	.654
Ole Miss	10-6	.625	18-14	.563
Alabama	6-6	.500	13-7	.650
Tulane	4-7	.364	17-7	.708
LSU	4-12	.250	9-14	.391

*Miss. State defeated Tennessee two games to none in championship playoff.

1967

Eastern Division

School	W-L	Pct.	W-L	Pct.
Auburn	15-2	.882	27-7	.794
Florida	14-3	.824	28-8	.778
Kentucky	8-9	.471	14-16	.467
Tennessee	8-9	.471	14-16	.467
Georgia	5-12	.294	8-19	.296
Vanderbilt	1-16	.059	5-19	.208

Western Division

School	W-L	Pct.	W-L	Pct.
*Ole Miss	9-8	.529	15-14	.517
LSU	9-8	.529	17-13	.567
Miss. State	9-9	.500	17-14	.548
Alabama	9-9	.500	23-21	.523

*Ole Miss defeated LSU 6-2 in single-game playoff for Western championship. Auburn defeated Ole Miss 2-1 and 9-6 for overall SEC championship.

1968

Eastern Division

School	W-L	Pct.	W-L	Pct.
Florida	14-2	.875	25-13	.658
Tennessee	8-5	.615	20-12	.625
Auburn	9-6	.600	21-11	.656
Georgia	6-8	.429	11-14	.440
Kentucky	6-9	.400	9-16	.360
Vanderbilt	2-15	.118	8-19	.296

Western Division

School	W-L	Pct.	W-L	Pct.
*Alabama	10-8	.556	22-11	.667
LSU	10-8	.556	20-14	.588
Ole Miss	8-9	.471	20-12	.625
Miss. State	7-10	.412	16-17	.485

*Alabama defeated LSU 6-4 for Western Title, then beat Florida 3-4, 5-0, 3-0 for SEC.

1969

Eastern Division

School	W-L	Pct.	W-L	Pct.
Florida	13-4	.765	28-17	.636
Tennessee	9-5	.643	19-15	.559
Georgia	9-8	.529	15-12	.556
Kentucky	7-9	.438	15-19	.441
Auburn	7-10	.412	17-15	.531
Vanderbilt	3-12	.200	12-19	.525

Western Division

School	W-L	Pct.	W-L	Pct.
*Ole Miss	11-5	.688	27-15	.643
Miss. State	11-7	.611	20-10	.667
Alabama	8-9	.471	24-15	.615
LSU	4-13	.235	11-24	.314

*Ole Miss defeated Florida 8-2 and 4-2 for overall SEC championship.

ANNUAL STANDINGS

1970

Eastern Division

School	W-L	Pct.	W-L	Pct.
Tennessee	12-3	.800	24-10	.706
Florida	11-5	.688	27-17	.634
Auburn	9-6	.667	17-16	.515
Georgia	7-9	.438	17-14	.548
Vanderbilt	5-10	.333	24-16	.600
Kentucky	2-12	.143	8-19	.296

Western Division

School	W-L	Pct.	W-L	Pct.
*Miss. State	11-4	.733	32-8	.800
Ole Miss	11-6	.647	25-8	.758
LSU	5-11	.313	16-19	.457
Alabama	5-11	.313	10-21	.323

*Miss. State beat Tennessee two of three games (4-8, 4-3, 1-0) for SEC championship.

1971

Eastern Division

School	W-L	Pct.	W-L	Pct.
Vanderbilt	11-5	.688	34-19	.642
Auburn	9-7	.563	23-16	.590
Georgia	8-8	.500	14-18	.438
Tennessee	7-7	.500	15-15-1	.500
Kentucky	7-8	.467	18-15	.545
Florida	5-12	.294	19-26	.422

Western Division

School	W-L	Pct.	W-L	Pct.
*Miss. State	13-5	.722	32-12	.727
LSU	10-8	.556	20-16	.556
Ole Miss	7-11	.389	16-21	.432
Alabama	6-12	.333	18-24	.429

*Miss. State beat Vanderbilt two straight games (5-1 and 3-1) for SEC championship.

1972

Eastern Division

School	W-L	Pct.	W-L	Pct.
Vanderbilt	13-3	.813	35-15-1	.695
Tennessee	7-6	.538	19-14	.576
Auburn	7-6	.538	18-17	.514
Florida	7-7	.500	23-21	.523
Kentucky	4-8	.333	16-10-1	.611
Georgia	4-12	.250	12-22	.353

Western Division

School	W-L	Pct.	W-L	Pct.
*Ole Miss	15-3	.833	28-16	.636
Alabama	7-11	.389	21-14-1	.597
Miss. State	7-11	.389	24-16	.600
LSU	7-11	.389	21-21	.500

*Ole Miss beat Vanderbilt two straight games (5-3 and 5-4) for SEC championship.

1973

Eastern Division

School	W-L	Pct.	W-L	Pct.
*Vanderbilt	11-5	.688	36-16	.692
Tennessee	9-7	.563	20-15	.571
Florida	9-7	.563	23-21	.523
Georgia	7-8	.467	13-16	.448
Auburn	7-9	.438	20-19	.513
Kentucky	4-11	.267	16-19-1	.458

Western Division

School	W-L	Pct.	W-L	Pct.
Alabama	12-4	.750	21-14	.600
LSU	6-7	.462	18-13	.581
Ole Miss	5-8	.385	14-12-1	.537
Miss. State	5-9	.357	16-14-1	.532

*Vanderbilt beat Alabama two straight games (5-1 and 13-7) for SEC championship.

1974

Eastern Division

School	W-L	Pct.	W-L	Pct.
*Vanderbilt	11-4	.733	37-22-1	.625
Auburn	11-6	.647	31-13	.705
Tennessee	10-7	.588	29-15	.659
Florida	7-9	.438	23-20-1	.534
Kentucky	6-9	.400	21-21	.500
Georgia	3-13	.188	10-18	.357

Western Division

School	W-L	Pct.	W-L	Pct.
Alabama	10-5	.667	37-16	.698
Miss. State	8-9	.471	13-14	.481
Ole Miss	7-8	.467	18-15	.545
LSU	7-10	.412	18-17	.514

*Vanderbilt beat Alabama two straight games (12-8 and 2-1) for SEC championship.

1975

Eastern Division

School	W-L	Pct.	W-L	Pct.
Georgia	11-4	.733	21-15-1	.581
Tennessee	10-7	.588	32-16	.667
Kentucky	7-8	.467	20-23	.465
Vanderbilt	7-9	.438	30-29-1	.508
Auburn	7-9	.438	22-20	.524
Florida	6-11	.353	23-25	.479

Western Division

School	W-L	Pct.	W-L	Pct.
*LSU	19-3	.863	40-16	.714
Ole Miss	10-12	.455	25-19-1	.567
Alabama	9-13	.409	34-32	.515
Miss. State	6-16	.273	16-24	.320

*LSU beat Georgia two straight games (6-5 and 8-3) for SEC championship.

1976

Eastern Division

School	W-L	Pct.	W-L	Pct.
*Kentucky	15-9	.625	28-18	.609
Tennessee	15-9	.625	33-17	.660
Vanderbilt	12-12	.500	27-23	.540
Florida	10-13	.435	21-27	.438
Georgia	7-16	.304	21-27	.438

Western Division

School	W-L	Pct.	W-L	Pct.
**Auburn	12-7	.632	37-15	.712
Miss. State	11-12	.478	28-17	.622
LSU	11-12	.478	19-23	.452
Alabama	10-11	.476	25-18	.481
Ole Miss	11-13	.458	18-18-1	.5

*Kentucky beat Tennessee 8-5 for Eastern title. Auburn beat Kentucky 2 of 3 games (6-7, 6-0 and 14-6) for SEC championship

1977

Eastern Division

School	W-L	Pct.	W-L	Pct.
*Florida	14-9	.609	39-19	.672
Vanderbilt	13-10	.565	25-25-1	.500
Tennessee	11-12	.478	24-24-1	.500
Kentucky	10-12	.455	22-20	.523
Georgia	9-14	.391	22-24	.478

Western Division

School	W-L	Pct.	W-L	Pct.
*Ole Miss	15-9	.625	40-18	.690
Miss. State	11-9	.550	33-15	.688
Auburn	11-9	.550	28-18	.609
Alabama	10-9	.526	27-18	.600
LSU	4-15	.211	17-27	.386

*Ole Miss won first SEC Tournament (def. VU 9-7, loss 5-4 to UF, def. MSU 11-3 and UF 7-6 and 7-4).

1978

Eastern Division

School	W-L	Pct.	W-L	Pct.
Florida	18-4	.818	34-15	.694
Georgia	11-12	.478	30-19	.612
Tennessee	11-12	.478	25-21	.543
Vanderbilt	10-13	.435	31-17	.646
Kentucky	6-15	.285	20-25	.444

Western Division

School	W-L	Pct.	W-L	Pct.
*Auburn	15-8	.652	33-21	.611
Miss. State	13-8	.619	38-18	.671
Ole Miss	12-11	.522	27-21	.563
Alabama	10-11	.476	23-20	.539
LSU	6-18	.250	12-34	.261

*Auburn won the SEC tournament by beating Georgia 8-7, in 12 innings, Miss. State 10-7, then after losing 2-3 to Miss. State, beating Miss. State 8-5.

1979

Eastern Division

School	W-L	Pct.	W-L	Pct.
Florida	16-8	.667	40-20	.667
Kentucky	13-11	.542	29-18	.617
Georgia	11-11	.500	24-18	.571
Tennessee	10-14	.417	25-22	.532
Vanderbilt	8-14	.364	21-25	.457

Western Division

School	W-L	Pct.	W-L	Pct.
*Miss. State	17-2	.895	48-12	.800
LSU	13-7	.650	34-20	.630
Ole Miss	9-10	.474	24-13	.649
Auburn	7-14	.333	21-21	.500
Alabama	4-17	.190	18-27	.400

*Miss. State won the tournament by beating Kentucky 6-5, LSU 12-5 and Florida 12-11.

1980

Eastern Division

School	W-L	Pct.	W-L	Pct.
Florida	16-8	.667	40-16	.714
*Vanderbilt	13-9	.591	34-21-1	.616
Georgia	9-10	.474	33-12-1	.728
Kentucky	8-11	.421	25-21	.543
Tennessee	6-14	.300	23-21	.523

Western Division

School	W-L	Pct.	W-L	Pct.
Auburn	15-8	.652	27-24	.530
Ole Miss	9-9	.500	24-22	.535
Miss. State	10-11	.476	31-19	.620
LSU	8-9	.471	23-19	.548
Alabama	8-13	.381	18-28	.391

*Vanderbilt won the SEC tournament. After losing to Auburn 2-3, they beat Florida 11-7, Ole Miss 21-0, and Auburn 16-3 and 13-0.

1981

Eastern Division

School	W-L	Pct.	W-L	Pct.
*Florida	16-7	.696	42-17	.712
Kentucky	13-9-1	.591	39-16-1	.709
Tennessee	10-13	.435	21-28	.429
Vanderbilt	9-12-1	.429	26-25-1	.509
Georgia	8-15	.348	23-23	.500

Western Division

School	W-L	Pct.	W-L	Pct.
Miss. State	17-6	.739	46-17	.730
Alabama	17-6-1	.739	41-15-1	.759
Ole Miss	8-14-1	.364	24-24-1	.500
LSU	7-14	.333	23-30	.434
Auburn	7-16	.304	27-27	.500

*Florida won the SEC tournament by beating Alabama 3-2, Miss. State 8-3 and Kentucky 11-5.

1982

Eastern Division

School	W-L	Pct.	W-L	Pct.
*Florida	14-8	.636	34-24-1	.585
Tennessee	13-9	.591	28-17	.622
Georgia	12-10	.545	28-29	.596
Vanderbilt	11-12	.478	28-17	.622
Kentucky	6-17	.261	23-32	.419

Western Division

School	W-L	Pct.	W-L	Pct.
Ole Miss	15-6	.714	33-19	.635
Alabama	12-10	.545	32-21	.604
Miss. State	11-13	.458	28-23	.549
LSU	9-13	.409	26-25	.510
Auburn	8-13	.381	27-20	.574

*Florida won the SEC tournament by beating Alabama 7-3, Ole Miss 8-7 and after losing to Tennessee 7-10, beating Tennessee 9-3.

ANNUAL STANDINGS

1983

Eastern Division

School	W-L	Pct.	W-L	Pct.
Florida	14-7	.667	38-14	.731
Tennessee	12-7	.632	26-16	.619
Georgia	11-9	.550	29-19	.604
Kentucky	6-11	.353	31-14	.689
Vanderbilt	6-15	.286	22-23-1	.478

Western Division

School	W-L	Pct.	W-L	Pct.
Miss. State	17-5	.773	42-15	.737
*Alabama	14-7	.667	46-11	.807
Ole Miss	10-12	.455	26-18-1	.578
LSU	9-12	.429	28-21	.571
Auburn	4-18	.182	15-33	.313

*Alabama won the SEC tournament by defeating Florida 15-2, Tennessee 8-6 and Miss. State 10-9.

1984

Eastern Division

School	W-L	Pct.	W-L	Pct.
*Florida	18-4	.818	43-16-1	.725
Tennessee	11-12	.478	27-21	.563
Vanderbilt	9-11	.450	28-17	.622
Kentucky	9-13	.409	25-22	.532
*Georgia	7-14	.333	25-23	.521

Western Division

School	W-L	Pct.	W-L	Pct.
Miss. State	18-5	.783	45-16	.738
Alabama	12-10	.545	35-18-1	.657
LSU	12-12	.500	32-23	.582
Auburn	8-14	.364	27-24	.529
Ole Miss	7-16	.304	22-24	.478

*Florida and Georgia played to a tie in regular season (does not count in the standings). Florida won the SEC tournament by beating Alabama 5-3, Tennessee 10-2 and after losing to Tennessee 2-3, won the championship 3-1 against Tennessee.

1985

Eastern Division

School	W-L	Pct.	W-L	Pct.
Florida	15-6	.714	43-18	.705
Georgia	11-11	.500	33-23	.589
Vanderbilt	10-13	.435	35-16	.686
Kentucky	10-13	.435	28-24	.538
Tennessee	10-13	.435	26-23	.531

Western Division

School	W-L	Pct.	W-L	Pct.
LSU	17-7	.708	41-18	.695
*Miss. State	16-8	.667	50-15	.769
Auburn	11-12	.478	30-22	.577
Alabama	10-14	.417	30-23	.566
Ole Miss	5-18	.217	20-28	.417

*Miss. State won the SEC tournament by defeating Florida 8-3, Georgia 2-0 and Georgia 8-3.

1986

Eastern Division

School	W-L	Pct.	W-L	Pct.
Florida	14-13	.519	27-26	.509
Miss. State	12-15	.444	34-21	.618
Tennessee	10-17	.370	27-23	.540
Vanderbilt	9-18	.333	25-29	.463
Kentucky	7-21	.250	25-28	.472

Western Division

School	W-L	Pct.	W-L	Pct.
LSU	22-5	.815	49-9	.845
Alabama	18-9	.667	43-20	.683
Auburn	15-12	.556	31-24	.564
Georgia	14-13	.519	35-24	.593
Ole Miss	14-13	.519	38-17	.691

LSU won the SEC tournament by defeating Georgia 10-6, Alabama 10-7 and Georgia 8-4.
(Note: 1986 was first season of round-robin competition among conference schools.)

1987

Eastern Division

School	W-L	Pct.	W-L	Pct.
Georgia	18-8	.692	42-21	.667
Florida	17-9	.654	32-24	.571
Kentucky	16-11	.593	49-15	.727
Vanderbilt	7-20	.259	27-25	.519
Tennessee	5-18	.217	17-27	.386

Western Division

School	W-L	Pct.	W-L	Pct.
Auburn	18-9	.667	42-18	.700
*Miss. State	13-13	.500	39-22	.639
Alabama	11-14	.440	25-26	.490
Ole Miss	11-16	.407	25-25-1	.500
LSU	10-10	.583	46-19	.708

*Miss. State won the SEC tournament by defeating Georgia 6-5, Florida 5-4, Auburn 4-3 and LSU 13-3.

1988

Eastern Division

School	W-L	Pct.	W-L	Pct.
*Florida	21-6	.777	48-19-1	.713
Kentucky	18-9	.667	38-25	.603
Georgia	11-16	.407	29-28	.509
Vanderbilt	11-16	.407	30-23	.566
Tennessee	9-18	.333	21-29	.420

Western Division

School	W-L	Pct.	W-L	Pct.
Miss. State	17-10	.630	44-20	.688
Auburn	16-10	.615	39-16	.709
LSU	16-11	.593	29-21	.650
Alabama	9-17	.346	27-26	.509
Ole Miss	6-21	.222	24-29	

*Florida won the SEC Tournament by defeating Auburn 4-3, LSU 7-2 and Miss. State 3-1 and 5-3, after losing to Georgia 8-3 in the opening game.

1989

Eastern Division

School	W-L	Pct.	W-L	Pct.
Florida	14-10	.583	44-22	.667
Georgia	15-11	.577	37-25	.597
Vanderbilt	11-15-1	.426	31-21-2	.593
Kentucky	10-17	.370	28-25-1	.528
Tennessee	4-23	.148	23-36	.390

Western Division

School	W-L	Pct.	W-L	Pct.
Miss. State	20-5	.800	54-14	.794
LSU	18-9	.667	55-17	.764
Alabama	15-11	.577	32-24	.571
*Auburn	12-12	.500	44-20	.688
Ole Miss	9-15-1	.380	34-21-1	.616

*Auburn won the SEC Tournament by defeating Miss. State 5-3, LSU 8-5, Florida 4-2 and Georgia 2-1.

1990

Eastern Division

School	W-L	Pct.	W-L	Pct.
Georgia	18-9	.667	52-19	.732
Vanderbilt	12-13	.480	28-30	.483
Florida	11-12	.478	29-30	.492
Tennessee	9-18	.333	28-31	.475
Kentucky	8-18	.308	27-29	.482

Western Division

School	W-L	Pct.	W-L	Pct.
*LSU	20-7	.741	54-19	.740
*Miss. State	17-9	.654	50-21	.704
Auburn	13-13	.500	34-24	.586
Alabama	10-13	.435	34-21	.618
Ole Miss	10-16	.385	23-29	.442

*LSU and Mississippi State declared tournament co-champions by Commissioner Roy Kramer after lightning and rain ended play in the 1990 tournament. Game 11 of the tournament was called with one out in the bottom of the fourth inning with LSU leading 6-0.

1991

Eastern Division

School	W-L	Pct.	W-L	Pct.
Kentucky	13-12	.520	41-20	.672
Tennessee	13-13	.500	41-19	.683
Ole Miss	9-15	.375	31-24	.564
Vanderbilt	8-19	.296	29-28	.509
Georgia	7-19	.269	27-31	.466

Western Division

School	W-L	Pct.	W-L	Pct.
LSU	19-7	.731	55-18	.753
*Florida	16-8	.667	51-21	.708
Miss. State	12-9	.571	42-21	.667
Alabama	14-11	.560	42-20	.677
Auburn	14-12	.538	35-24	.593

*Florida won the SEC Tournament by defeating Auburn 8-7, Alabama 4-3 and LSU 7-1 and 8-4.

1992

Eastern Division

School	W-L	Pct.	W-L	Pct.
Florida	16-8	.667	44-20	.688
S. Carolina	13-11	.542	42-22	.656
Georgia	12-11	.522	35-25	.583
Vanderbilt	11-12	.478	29-24-1	.546
Tennessee	10-14	.417	35-20	.636
Kentucky	10-14	.417	33-23	.589

Western Division

School	W-L	Pct.	W-L	Pct.
*LSU	18-6	.750	50-16	.758
Miss. State	15-9	.625	40-22	.645
Arkansas	10-13	.435	31-26	.544
Auburn	10-14	.417	30-25	.545
Ole Miss	9-14	.391	29-26	.527
Alabama	8-16	.333	34-21	.618

*Miss. State won the SEC tournament by defeating Florida 8-3, Georgia 2-0 and Georgia 8-3.

1993

Eastern Division

School	W-L	Pct.	W-L	Pct.
*Tennessee	20-10	.667	45-20	.692
S. Carolina	15-10-1	.596	39-20-1	.658
Kentucky	14-14-1	.500	38-23-1	.621
Florida	12-14	.462	33-25	.569
Vanderbilt	11-15-1	.426	32-23-1	.580
Georgia	10-18	.357	30-29	.508

Western Division

School	W-L	Pct.	W-L	Pct.
*LSU	18-8-1	.685	53-17-1	.754
Auburn	17-11	.607	40-23	.635
Miss. State	17-12	.586	41-21	.661
Arkansas	11-16	.407	33-26	.559
Alabama	9-15	.375	27-25	.519
Ole Miss	8-19	.296	31-25	.554

*Tennessee won the Eastern Division Tournament and LSU won the Western Division Tournament, clinching their respective division championships. LSU on the basis of conference winning percentage was named SEC champion.

1994

Eastern Division

School	W-L	Pct.	W-L	Pct.
*Tennessee	24-5	.829	52-14	.788
Florida	16-9	.640	40-23	.635
Kentucky	11-14	.440	32-25	.561
S. Carolina	11-15	.423	35-23	.603
Vanderbilt	10-20	.333	28-30	.483
Georgia	9-19	.321	22-35	.386

Western Division

School	W-L	Pct.	W-L	Pct.
*LSU	21-6	.778	46-20	.697
Miss. State	15-12	.556	36-23	.610
Auburn	16-13	.552	44-21	.677
Arkansas	13-13	.500	30-27	.526
Ole Miss	12-14	.462	30-26	.536
Alabama	4-22	.154	21-35	.375

*Tennessee won the Eastern Division Tournament and LSU won the Western Division Tournament, clinching their respective division championships. Tennessee on the basis of conference winning percentage was named SEC champion.

1995

Eastern Division

School	W-L	Pct.	W-L	Pct.
*Tennessee	22-8	.733	54-16	.771
Florida	12-14	.462	32-24	.571
S. Carolina	12-14	.462	32-25	.561
Georgia	9-17	.346	29-29	.500
Kentucky	10-19	.345	29-32	.475
Vanderbilt	8-19	.296	26-30	.464

Western Division

School	W-L	Pct.	W-L	Pct.
Auburn	19-8	.704	50-13	.794
*Alabama	18-11	.621	42-23	.646
LSU	17-12	.586	47-18	.723
Ole Miss	14-12	.539	40-22	.645
Arkansas	13-15	.464	38-23	.623
Miss. State	11-16	.407	34-25	.576

*Tennessee won the Eastern Division Tournament and Alabama won the Western Division Tournament. Tennessee clinched the Eastern Division Championship and Auburn won the Western Division Championship. Tennessee, on the basis of conference winning percentage, was named SEC champion.

ANNUAL STANDINGS

1996

Eastern Division

School	W-L	Pct.	W-L	Pct.
*Florida	20-10	.667	50-18	.735
Tennessee	18-12	.600	43-20	.683
Kentucky	15-14	.517	35-24	.593
Vanderbilt	14-16	.467	29-25	.537
S. Carolina	13-17	.433	25-28	.472
Georgia	8-21	.276	24-30	.444

Western Division

School	W-L	Pct.	W-L	Pct.
*Alabama	20-10	.667	50-19	.725
*LSU	20-10	.667	52-15	.776
Miss. State	17-13	.567	38-24	.613
Arkansas	15-15	.500	39-20	.661
Auburn	12-18	.400	32-24	.571
Ole Miss	7-23	.233	24-30	.444

*Alabama won the SEC Tournament by defeating Kentucky 3-2, Tennessee 3-1, losing to Florida 3-7, defeating Kentucky 16-18 and Florida 10-5 and 15-5. Alabama, Florida and LSU tied for the SEC Championship.

1997

Eastern Division

School	W-L	Pct.	W-L	Pct.
Florida	17-13	.567	40-24	.625
Tennessee	17-13	.567	42-19	.689
^Vanderbilt	14-16	.467	31-24	.564
S. Carolina	13-17	.433	33-24	.579
Kentucky	10-20	.333	20-34-1	.373
Georgia	8-22	.267	28-27	.509

Western Division

School	W-L	Pct.	W-L	Pct.
*LSU	22-7	.759	57-13	.814
*Alabama	20-9	.690	56-14	.800
Miss. State	19-11	.633	47-21	.691
Auburn	17-12	.586	50-17	.746
Arkansas	15-14	.517	36-20	.643
Ole Miss	6-24	.200	22-31	.415

*Alabama won the SEC Tournament by defeating Miss. State 16-3, Florida 13-6, Florida 6-3 and LSU 12-2. LSU, on the basis of conference winning pct., was named SEC champion. ^Vanderbilt forfeited all but one win from the 1997 season due to an ineligible player.

1998

Eastern Division

School	W-L	Pct.	W-L	Pct.
*Florida	21-8	.734	46-18	.719
S. Carolina	19-10	.655	44-18	.710
Kentucky	12-18	.400	26-31	.456
Tennessee	11-17	.393	36-20	.643
Georgia	8-21	.276	24-30	.444
Vanderbilt	6-24	.200	25-28	.472

Western Division

School	W-L	Pct.	W-L	Pct.
LSU	21-9	.700	48-19	.716
Alabama	19-10	.655	46-18	.719
*Auburn	16-12	.571	46-18	.719
Miss. State	14-15	.483	42-23	.646
Arkansas	13-14	.481	38-21	.644
Ole Miss	13-15	.464	30-23	.566

*Auburn won the SEC Tournament by defeating Alabama 11-8, Florida 6-4, losing to Alabama 4-3, defeating Alabama 9-1 and Arkansas 7-5. Florida, on the basis of conference winning percentage, wasnamed SEC champion.

1999

Eastern Division

School	W-L	Pct.	W-L	Pct.
S. Carolina	15-15	.500	35-23	.603
Kentucky	13-17	.433	25-32	.439
Florida	13-17	.433	31-25	.554
Tennessee	10-20	.333	28-28	.500
Georgia	8-20-1	.293	25-30-1	.455
Vanderbilt	8-22	.267	22-33	.400

Western Division

School	W-L	Pct.	W-L	Pct.
*Arkansas	22-8	.733	42-23	.646
*Alabama	21-9	.700	53-16	.768
LSU	18-11-1	.617	41-24-1	.629
Auburn	18-12	.600	46-19	.708
Ole Miss	17-13	.567	34-28	.548
Miss. State	15-14	.517	42-21	.667

2000

Eastern Division

School	W-L	Pct.	W-L	Pct.
*S. Carolina	25-5	.833	56-10	.848
Florida	18-11-1	.617	44-23-1	.654
Georgia	14-15	.483	32-26	.564
Kentucky	12-16-1	.431	38-20-1	.653
Tennessee	10-18	.357	40-23	.635
Vanderbilt	5-24	.172	21-33	.389

Western Division

School	W-L	Pct.	W-L	Pct.
*LSU	19-10	.655	52-17	.754
Miss. State	17-10	.630	41-20	.672
Auburn	17-13	.567	41-20	.672
Alabama	16-14	.533	41-24	.631
Ole Miss	12-17	.414	30-25	.545
Arkansas	8-20	.286	24-30	.444

*LSU won the SEC Tournament by defeating Georgia 11-3, Alabama 18-12 and 6-5 and Florida 9-6. South Carolina, on the basis of conference winning percentage, was named SEC champion.

2001

Eastern Division

School	W-L	Pct.	W-L	Pct.
*Georgia	20-10	.667	47-22	.681
Tennessee	18-12	.600	48-20	.706
S. Carolina	17-13	.567	49-20	.710
Florida	16-14	.533	35-27	.565
Vanderbilt	9-21	.300	24-31	.436
Kentucky	7-23	.233	22-34	.393

Western Division

School	W-L	Pct.	W-L	Pct.
LSU	18-12	.600	44-22-1	.664
*Miss. State	17-13	.567	39-24	.619
Ole Miss	17-13	.567	39-23-1	.627
Auburn	15-15	.500	37-21	.638
Alabama	15-15	.500	32-23	.582
Arkansas	11-19	.367	27-29	.482

*Mississippi State won the SEC Tournament by defeating LSU 4-1 in front of 10,023, the third largest crowd to witness a SEC Tournament game. Georgia, on the basis of conference winning percentage, was named SEC champion.

2002

Eastern Division

School	W-L	Pct.	W-L	Pct.
*S. Carolina	21-8	.724	57-18	.760
Florida	20-10	.667	46-19	.708
Georgia	15-15	.500	32-29	.525
Tennessee	12-18	.400	27-28	.491
Vanderbilt	7-21	.250	24-27	.471
Kentucky	6-24	.200	17-36	.321

Western Division

School	W-L	Pct.	W-L	Pct.
*Alabama	20-10	.667	51-15	.773
LSU	19-10	.655	44-22	.667
Auburn	15-15	.500	34-26	.567
Miss. State	14-15	.483	34-24-1	.585
Arkansas	13-14	.481	35-28	.556
Ole Miss	14-16	.467	37-19	.661

*Western Division champion Alabama won the SEC Tournament by defeating South Carolina 6-2 in front of 13,367, the third largest crowd to witness a SEC Tournament game and second largest to witness the championship game. South Carolina won the overall SEC championship and advanced to the championship game of the College World Series.

2003

Eastern Division

School	W-L	Pct.	W-L	Pct.
*S. Carolina	19-11	.633	45-22	.672
Vanderbilt	14-16	.467	27-28	.491
Florida	13-16-1	.450	37-21-1	.636
Tennessee	13-17	.433	31-24	.564
Georgia	10-20	.333	29-26	.527
Kentucky	9-20	.310	24-32	.429

Western Division

School	W-L	Pct.	W-L	Pct.
*LSU	20-9-1	.683	45-22-1	.669
Auburn	18-12	.600	42-21	.663
Miss. State	17-12	.586	42-20-1	.675
Ole Miss	17-13	.567	35-27	.565
*Alabama	14-16	.467	38-24	.613
Arkansas	14-16	.467	35-22	.614

*Alabama won their second straight SEC Tournament by defeating LSU 10-3 in front of 11,705, the sixth largest crowd to witness a SEC Tournament game and third largest to witness the championship game. LSU won the overall SEC and Western Division Championship, while South Carolina won the East. Both advanced to Omaha.

2004

Eastern Division

School	W-L	Pct.	W-L	Pct.
*Georgia	19-11	.633	45-23	.662
*S. Carolina	17-13	.567	53-17	.757
Florida	17-13	.567	43-22	.662
Vanderbilt	16-14	.533	45-19	.703
Tennessee	14-16	.467	38-24	.613
Kentucky	7-23	.233	24-30	.444

Western Division

School	W-L	Pct.	W-L	Pct.
*Arkansas	19-11	.683	45-24	.652
*LSU	18-12	.600	46-19	.708
Ole Miss	18-12	.600	39-21	.650
Miss. State	13-17	.433	35-24	.593
Auburn	12-18	.400	32-24	.571
Alabama	10-20	.333	29-26	.527

*South Carolina won their first ever SEC Tournament by defeating Vanderbilt 3-2. Georgia and Arkansas won their respective divisional championships and shared the overall title. Both teams, along with South Carolina and LSU, avanced to the College World Series. This was the second time (1997) the SEC sent four teams to Omaha.

2005

Eastern Division

School	W-L	Pct.	W-L	Pct.
*Florida	20-10	.667	48-23	.676
Tennessee	18-11	.621	46-21	.687
S. Carolina	16-14	.533	41-23	.641
Vanderbilt	13-17	.433	34-21	.618
Georgia	12-17	.414	30-25	.545
Kentucky	7-22	.241	29-27	.518

Western Division

School	W-L	Pct.	W-L	Pct.
LSU	18-12	.600	40-22	.645
Ole Miss	18-12	.600	48-20	.706
Alabama	17-13	.567	40-23	.635
*Miss. State	13-16	.448	42-22	.656
Auburn	13-17	.433	34-26	.567
Arkansas	13-17	.433	39-22	.639

*Mississippi State won their second SEC Tournament in the last five years by defeating Ole Miss 4-1 in front of a crowd of 12,290. Florida won the regular season championship. Tennessee and Florida advanced to the College World Series, with Florida advancing to the national championship series.

2006

Eastern Division

School	W-L	Pct.	W-L	Pct.
*Kentucky	20-10	.667	44-17	.721
Georgia	18-12	.600	47-23	.671
Vanderbilt	16-14	.533	38-27	.585
S. Carolina	15-15	.500	41-25	.621
Tennessee	11-18	.379	31-24	.564
Florida	10-20	.333	28-28	.500

Western Division

School	W-L	Pct.	W-L	Pct.
*Alabama	20-10	.667	44-21	.667
Arkansas	18-12	.600	39-21	.650
*Ole Miss	17-13	.567	44-22	.667
LSU	13-17	.433	35-24	.593
Miss. State	12-17	.414	37-23	.617
Auburn	9-21	.300	22-34	.393

*Ole Miss won their second SEC Tournament in nearly 30 years by defeating Vanderbilt 9-3 in front of a crowd of nearly 10,000. Kentucky and Alabama shared the regular season championship. For Kentucky and second-year coach John Cohen, it was the first in school history. Georgia advanced to the College World Series.

ANNUAL STANDINGS

2007

Eastern Division

School	W-L	Pct.	W-L	Pct.
*Vanderbilt	22-8	.733	54-13	.806
S. Carolina	17-13	.567	46-20	.697
Florida	15-15	.500	29-30	.492
Tennessee	13-15	.464	34-25	.576
Kentucky	13-16-1	.450	34-19-1	.639
Georgia	11-19	.367	23-33	.411

Western Division

School	W-L	Pct.	W-L	Pct.
*Arkansas	18-12	.600	43-21	.672
*Miss. State	15-13	.536	38-22	.633
*Ole Miss	16-14	.533	40-25	.615
Alabama	15-15	.500	31-26	.544
LSU	12-17-1	.417	29-26-1	.527
Auburn	10-20	.333	31-25	.554

*Vanderbilt won both the SEC Regular Season Championship and the SEC Tournamement Title, the first since 1980 for each of those accomplishments. Arkansas won their third Western Division Championship. Ole Miss advanced to their third consecutive NCAA Super Regional while Mississippi State advanced to the College World series for the first time since 1998.

2008

Eastern Division

School	W-L	Pct.	W-L	Pct.
*Georgia	20-9-1	.683	45-25-1	.641
Florida	17-13	.567	34-24	.586
Kentucky	16-14	.533	44-19	.698
Vanderbilt	15-14	.517	41-22	.651
S. Carolina	15-15	.500	40-23	.635
Tennessee	12-18	.400	27-29	.482

Western Division

School	W-L	Pct.	W-L	Pct.
*LSU	18-11-1	.617	49-19-1	.717
Alabama	16-14	.533	35-28	.556
Ole Miss	15-15	.500	39-26	.600
Arkansas	14-15	.483	34-24	.586
Auburn	11-19	.367	28-28	.500
Miss. State	9-21	.300	23-33	.411

*Georgia won both the SEC Regular Season Championship while LSU won the SEC Western Division and the SEC Tournament. Georgia and LSU both advanced to the College World Series, with Georgia advancing to the Nastional Championship Series where they dropped a decisive game three. It marked the third time this decade an SEC team finished national runner-up.

2009

Eastern Division

School	W-L	Pct.	W-L	Pct.
*Florida	19-11	.633	42-22	.656
S. Carolina	17-13	.567	40-23	.635
Georgia	15-15	.500	38-24	.627
Vanderbilt	12-17	.414	37-27	.578
Kentucky	12-18	.400	28-26	.519
Tennessee	11-19	.367	26-29	.473

Western Division

School	W-L	Pct.	W-L	Pct.
*LSU	20-10	.667	56-17	.767
*Ole Miss	20-10	.667	44-20	.688
Alabama	18-11	.621	37-21	.638
Arkansas	14-15	.483	41-24	.631
Auburn	11-19	.367	31-25	.554
Miss. State	9-20	.310	25-29	.463

*LSU and Ole Miss split the SEC Regular Season Championship while LSU won the the SEC Tournament. Florida won the Eastern Division. Arkansas and LSU both advanced to the College World Series, with LSU advancing to the Nastional Championship Series where they defeated Texas for the national championship. It marked the seventh national championship for the SEC since 1990 and the sixth for LSU.

2010

Eastern Division

School	W-L	Pct.	W-L	Pct.
*Florida	22-8	.733	43-21	.734
S. Carolina	21-9	.700	54-16	.771
Vanderbilt	16-12	.571	46-20	.697
Kentucky	13-17	.433	31-25	.554
Tennessee	12-18	.400	30-26	.536
Georgia	5-23	.179	16-37	.302

Western Division

School	W-L	Pct.	W-L	Pct.
*Auburn	20-10	.667	43-21	.672
Arkansas	18-12	.600	43-21	.672
Ole Miss	16-14	.533	39-24	.619
Alabama	15-15	.500	42-25	.627
LSU	14-16	.467	41-22	.651
Miss. State	6-24	.200	23-33	.411

*Florida won the SEC Championship while LSU won the the SEC Tournament for the third straight season. Auburn won the Western Division, advancing to Hoover for the first time since 2003. Florida and South Carolina both advanced to the College World Series, with South Carolina advancing to the National Championship Series where they defeated UCLA for the national championship. It marked the eighth national championship for the SEC since 1990 and the first for South Carolina.

2011

Eastern Division

School	W-L	Pct.	W-L	Pct.
*S. Carolina	22-8	.733	55-14	.797
*Florida	22-8	.733	53-19	.736
*Vanderbilt	22-8	.733	54-12	.818
Georgia	16-14	.533	33-32	.508
Kentucky	8-22	.267	25-30	.455
Tennessee	7-23	.233	25-29	.463

Western Division

School	W-L	Pct.	W-L	Pct.
*Arkansas	15-15	.500	40-22	.645
Miss. State	14-16	.467	38-25	.603
Alabama	14-16	.467	35-28	.556
Auburn	14-16	.467	29-29	.500
LSU	13-17	.433	36-20	.643
Ole Miss	13-17	.433	30-25	.545

*Florida, South Carolina and Vanderbilt all split the regular season SEC Championship, while Florida won the SEC Tournament. Arkansas won the Western Division. Florida, South Carolina and Vanderbilt all advanced to the College World Series, with South Carolina and Florida advancing to the National Championship Series in an All-SEC matchup for the national title. South Carolina won the series, the ninth national championship for the SEC since 1990 and the second in a row for the Gamecocks.

2012

Eastern Division

School	W-L	Pct.	W-L	Pct.
*S. Carolina	18-11	.621	49-20	.710
Florida	18-12	.600	47-20	.701
Kentucky	18-12	.600	45-18	.714
Vanderbilt	16-14	.533	35-28	.556
Georgia	14-15	.483	31-26	.544
Tennessee	8-22	.267	24-31	.436

Western Division

School	W-L	Pct.	W-L	Pct.
*LSU	19-11	.633	47-18	.723
Arkasnas	16-14	.533	46-22	.676
*Miss. State	16-14	.533	40-24	.625
Ole Miss	14-16	.467	37-26	.587
Auburn	13-17	.433	31-28	.525
Alabama	9-21	.300	21-34	.382

*LSU won the regular season SEC Championship, while Mississippi State won the SEC Tournament. South Carolina won the Eastern Division. South Carolina and Arkansas advanced to the College World Series, with South Carolina advancing to their third straight National Championship Series, the fifth in a row for the SEC.

2013

Eastern Division

School	W-L	Pct.	W-L	Pct.
Vanderbilt	26-3	.897	54-12	.818
S. Carolina	17-12	.586	43-20	.683
Florida	14-16	.467	29-30	.492
Kentucky	11-19	.367	30-25	.545
Missouri	10-20	.333	18-32	.360
Tennessee	8-20	.286	22-30	.423
Georgia	7-20	.259	21-32	.396

Western Division

School	W-L	Pct.	W-L	Pct.
LSU	23-7	.767	57-11	.838
Arkansas	18-11	.621	39-22	.639
Miss. State	16-14	.533	51-20	.718
Ole Miss	15-15	.500	38-24	.613
Alabama	14-15	.483	35-28	.556
Texas A&M	13-16	.448	34-29	.540
Auburn	13-17	.433	33-23	.589

*Vanderbilt won the SEC Championship with an all-time SEC best record of 26-3, while LSU won the SEC Western Division and the SEC Tournament. LSU and Mississippi State advanced to the College World Series, with Mississippi State advancing to the National Championship Series, the sixth in a row for the SEC.

2014

Eastern Division

School	W-L	Pct.	W-L	Pct.
Florida	21-9	.700	40-23	.635
S. Carolina	18-12	.600	44-18	.710
Vanderbilt	17-13	.567	51-21	.708
Kentucky	14-16	.467	37-25	.597
Tennessee	12-18	.400	31-23	.574
Georgia	11-18-1	.383	26-29-1	.473
Missouri	6-24	.200	20-33	.377

Western Division

School	W-L	Pct.	W-L	Pct.
Ole Miss	19-11	.633	48-21	.696
LSU	17-11-1	.603	46-16-1	.738
Miss. State	18-12	.600	39-24	.619
Arkansas	16-14	.533	40-25	.615
Alabama	15-14	.517	37-24	.607
Texas A&M	14-16	.467	36-26	.581
Auburn	10-20	.333	28-28	.500

*Florida won the SEC Championship for the first time since splitting the regular-season crown in 2011 ... Ole Miss captured the SEC Western Division for the first time since 2009 ... LSU won SEC Baseball Tournament ... Vanderbilt and Ole Miss both advanced to the College World Series, with the Commodores capturing their first NCAA Championship.

2015

Eastern Division

School	W-L	Pct.	W-L	Pct.
Vanderbilt	20-10	.667	51-21	.708
Florida	19-11	.633	52-18	.743
Missouri	15-15	.500	30-28	.517
Kentucky	14-15	.483	30-25	.545
South Carolina	13-17	.433	32-25	.561
Tennessee	11-18	.379	24-26	.480
Georgia	10-19	.345	26-28	.481

Western Division

School	W-L	Pct.	W-L	Pct.
LSU	21-8	.724	54-12	.818
Texas A&M	18-10	.643	50-14	.781
Arkansas	17-12	.586	40-25	.615
Ole Miss	15-14	.517	30-28	.517
Auburn	13-17	.433	36-26	.581
Alabama	12-18	.400	32-28	.533
Mississippi St.	8-22	.267	24-30	.444

*LSU won the SEC Championship for the fourth time in five years ... Vanderbilt claimed the SEC Eastern Division for the third time in five years ... Florida won the SEC Baseball Tournament for the fourth time ... Arkansas, LSU, Florida and Vanderbilt advanced to the College World Series, and Vanderbilt finished runner-up.

2016

Eastern Division

School	W-L	Pct.	W-L	Pct.
South Carolina	20-9	.690	42-15	.737
Florida	19-10	.655	47-13	.783
Vanderbilt	18-12	.600	43-17	.717
Kentucky	15-15	.500	32-25	.561
Georgia	11-19	.367	27-30	.474
Missouri	9-21	.300	26-30	.464
Tennessee	9-21	.300	29-28	.509

Western Division

School	W-L	Pct.	W-L	Pct.
Mississippi St.	21-9	.700	44-18-1	.706
Texas A&M	20-10	.667	49-16	.754
LSU	19-11	.633	45-21	.682
Ole Miss	18-12	.600	43-19	.694
Alabama	15-15	.500	32-26	.552
Auburn	8-22	.267	23-33	.411
Arkansas	7-23	.233	26-29	.473

*Mississippi State claimed the SEC title, its first since 1989. The Bulldogs became the first team to go from last overall to outright SEC champion the next year ... Texas A&M won its first SEC Tournament in the Aggies' fourth year in the SEC ... South Carolina won the SEC Eastern Division ... Seven SEC teams earned national seeds.

2017

Eastern Division

School	W-L	Pct.	W-L	Pct.
Florida	21-9	.700	52-19	.732
Kentucky	19-11	.633	43-23	.652
Vanderbilt	15-13-1	.534	36-25-1	.589
Missouri	14-16	.467	36-23	.610
South Carolina	13-17	.433	35-25	.583
Georgia	11-19	.367	25-32	.439
Tennessee	7-21	.250	27-25	.519

Western Division

School	W-L	Pct.	W-L	Pct.
LSU	21-9	.700	52-20	.722
Arkansas	18-11	.621	45-19	.703
Mississippi State	17-13	.567	40-27	.597
Auburn	16-14	.533	37-26	.587
Texas A&M	16-14	.533	41-23	.641
Ole Miss	14-16	.467	32-25	.561
Alabama	5-24-1	.172	19-34-1	.358

*Florida and LSU claimed a share of the SEC regular season title, while LSU won the SEC Tournament title ... For the third time, the College World Series final included two SEC teams. Florida defeated LSU to win the NCAA title ... The SEC led all conferences with its eight selections to the NCAA Baseball Tournament.

2018

Eastern Division

School	W-L	Pct.	W-L	Pct.
Florida	20-10	.667	49-21	.700
Georgia	18-12	.600	39-21	.650
South Carolina	17-13	.567	37-26	.587
Vanderbilt	16-14	.533	35-27	.565
Kentucky	13-17	.433	34-22	.607
Missouri	12-18	.400	34-22	.607
Tennessee	12-18	.400	29-27	.518

Western Division

School	W-L	Pct.	W-L	Pct.
Ole Miss	18-12	.600	48-17	.738
Arkansas	18-12	.600	48-21	.696
Auburn	15-15	.500	43-23	.652
LSU	15-15	.500	39-27	.591
Mississippi State	15-15	.500	39-29	.574
Texas A&M	13-17	.433	40-22	.645
Alabama	8-22	.267	27-29	.482

*Florida won the SEC regular season title, while Ole Miss claimed the SEC Tournament crown ... Ole Miss and Arkansas won the SEC Western Division ... The SEC led all conferences with three teams in the College World Series ... The SEC also led all conferences with 10 NCAA Tournament selections and six NCAA Super Regional teams.

2019

Eastern Division

School	W-L	Pct.	W-L	Pct.
Vanderbilt	23-7	.767	59-12	.831
Georgia	21-9	.700	46-17	.730
Tennessee	14-16	.467	40-21	.656
Missouri	13-16-1	.450	34-22-1	.605
Florida	13-17	.433	34-26	.567
South Carolina	8-22	.267	28-28	.500
Kentucky	7-23	.233	26-29	.473

Western Division

School	W-L	Pct.	W-L	Pct.
Arkansas	20-10	.667	46-20	.697
Mississippi State	20-10	.667	52-15	.776
LSU	17-13	.567	40-26	.606
Texas A&M	16-13-1	.550	39-23-1	.627
Ole Miss	16-14	.533	41-27	.603
Auburn	14-16	.467	38-28	.576
Alabama	7-23	.233	30-26	.536

*Vanderbilt won the SEC regular season title and the SEC Tournament crown ... Arkansas and Mississippi State won the SEC Western Division ... The SEC led all conferences with four teams in the College World Series ... The SEC also led all conferences with 10 NCAA Tournament selections and six NCAA Super Regional teams for the second consecutive year.

2020

Eastern Division

School	W-L	Pct.	W-L	Pct.
Florida	16-1	.941	0-0	-
Tennessee	15-2	.882	0-0	-
Georgia	14-4	.778	0-0	-
South Carolina	12-4	.750	0-0	-
Vanderbilt	13-5	.722	0-0	-
Missouri	11-5	.688	0-0	-
Kentucky	11-6	.647	0-0	-

Western Division

School	W-L	Pct.	W-L	Pct.
Alabama	16-1	.941	0-0	-
Ole Miss	16-1	.941	0-0	-
Texas A&M	15-3	.833	0-0	-
Mississippi State	12-4	.750	0-0	-
Auburn	13-5	.722	0-0	-
LSU	12-5	.706	0-0	-
Arkansas	11-5	.688	0-0	-

*The SEC announced on March 17 that all regular season conference and non-conference competitions were canceled for the remainder of the 2019-20 athletic year, including all remaining SEC championship events, due to continuing developments related to the coronavirus (COVID-19) ... Missouri was not eligible for postseason play due to NCAA penalty.

SEC STATISTICAL LEADERS

All-Time .400 Hitters
(Min. 2 AB per team game)

Single-Season

.525	David Magadan, Alabama	114 for 217	1983
.489	Ronnie Braddock, Georgia	22-for-45	1962
.464	Sam Ewing, Tennessee	45 for 97	1970
	Charley Trippi, Georgia	52 for 112	1946
.459	Hunter Bledsoe, Vanderbilt	95 for 207	1999
	Nat Showalter, Mississippi State	67 for 146	1977
.451	Charles Conerly, Ole Miss	34 for 75	1948
.447	Buck Belue, Georgia	46 for 103	1982
.445	Jeff Pickler, Tennessee	109 for 245	1998
	Jeff Abbott, Kentucky	102 for 229	1994
.440	Dom Fucci, Kentucky	Not Available	1949
.438	Joe Stewart, Georgia	70 for 160	1978
.436	Dicky Parsons, Kentucky	Not Available	1961
.435	Chris Burke, Tennessee	118 for 271	2001
.433	Paul Foster, Auburn	87 for 201	1985
.432	Andy Blanco, Tennessee	82 for 190	1992
	Donnie Kessinger, Ole Miss	54 for 125	1964
	Jim Pyburn, Auburn	38 for 88	1954
.431	Raph Rhymes, LSU	100 for 232	2012
.430	Gabe Gross, Auburn	102 for 237	2000
.429	Zack Cox, Arkansas	102 for 238	2010
	John Hufstetler, Tennessee	18 for 42	1952
.425	Allen Trammell, Florida	51 for 120	1965
	Jeremy Jackson, Arkansas	94 for 221	1997
.424	Clinton Johnston, Vanderbilt	84 for 198	1998
	Jake Gibbs, Ole Miss	42 for 99	1960
	Wendall Tarleton, Georgia	48 for 113	1955
.423	Todd Faulkner, Auburn	105 for 248	2000
.422	Brandt Ely, Kentucky	49 for 116	1983
.420	Will Clark, Mississippi State	94 for 224	1985
	Sam Ewing, Tennessee	47 for 112	1969
.419	Sawyer Carroll, Kentucky	98 for 234	2008
	Alan Koch, Auburn	36 for 86	2001
	Travis Copley, Tennessee	62 for 148	1998
	Alan Koch, Auburn	Not Available	1959
	Ryan Bordenick, South Carolina	96 for 229	1997
.418	Jackie Parker, Mississippi State	Not Available	1954
.417	Joey Martin, Auburn	55 for 132	1971
	Bernie Schreiber, Ole Miss	40 for 96	1956
.415	Karl Nonemaker, Vanderbilt	88 for 212	1999
	Rafael Palmeiro, Mississippi State	98 for 236	1984
	Rodney Bellamy, Georgia	66 for 159	1980
	Joe McClain, Tennessee	27 for 65	1952
.414	Warner Jones, Vanderbilt	111 for 268	2004
	Patt Osborn, Florida	104 for 251	2002
	B.B. Hopkins, Tennessee	36 for 87	1953
.413	Chuck Barclift, Tennessee	71 for 172	1980
.412	Brian Wiese, Mississippi State	103 for 250	1998
	Larry Nichols, Auburn	35 for 85	1962
.411	Gordon Beckham, Georgia	113 for 275	2008
	Peter Stonard, Alabama	97 for 236	2002
	Greg Smith, Vanderbilt	83 for 202	1987
	George Flower, Vanderbilt	62 for 151	1985
	Rick Fuentes, Georgia	81 for 197	1982
	Mark Gilaspie, Mississippi State	85 for 208	1981
.410	Billy Henderson, Georgia	Not Available	1948
	Russ Johnson, LSU	96 for 234	1994
	David Delucici, Ole Miss	94 for 229	1995
.409	Jay Waggoner, Auburn	119 for 291	1994
.408	Derek Bryant, Kentucky	Not Available	1971
	Roger McKinney, Tennessee	51 for 129	1971
	Jake Mangum, Mississippi State	84 for 206	2016
.407	Scott Pratt, Auburn	105 for 258	1998
	Chris Snopek, Ole Miss	77 for 189	1992
	Todd Helton, Tennessee	105 for 258	1995
	Brad Wilkerson, Florida	98 for 241	1996
.406	Scott Ruskin, Florida	78 for 192	1984
	Rafael Palmeiro, Mississippi State	95 for 234	1983
	Bobby Tucker, Tennessee	41 for 101	1970
.405	Scott Lusader, Florida	92 for 230	1985
	Chris Glass, Alabama	73 for 180	1982
	Chris Moller, Alabama	87 for 215	1995
.404	Travis Chapman, Mississippi State	99 for 245	1999
	Rick Honeycutt, Tennessee	65 for 161	1976
.403	Mark Kiger, Florida	104 for 258	2002
	Eddy Furniss, LSU	95 for 236	1998
	Frank Thomas, Auburn	83 for 206	1989
	Joe Biernat, South Carolina	94 for 233	1993
	Joey Cora, Vanderbilt	81 for 201	1972
	Andy Merchant, Auburn	47 for 125	1972
	Paul Blandford, Kentucky	94 for 233	1996
.402	Matt LaPorta, Florida	68 for 169	2007
	Seth Smith, Ole Miss	82 for 204	2002
	Jimmy Barfield, Auburn	Not Available	1964
	Donnie Kessinger, Ole Miss	41 for 102	1962
	Brad Henderson, Ole Miss	92 for 229	1997
.401	Greg Thomas, Vanderbilt	91 for 227	1991
	Bo Jackson, Auburn	59 for 147	1985
	Dom Fucci, Auburn	71 for 177	1978
.400	Mike Curry, South Carolina	104 for 260	1998
	Todd Walker, LSU	100 for 250	1992
	Jeff Pyburn, Georgia	62 for 155	1980
	Mike Kelly, Mississippi State	94 for 235	1979
	Bobby Tucker, Tennessee	39 for 130	1973
	Roberto Vaz, Alabama	102 for 255	1997
	Gene Etter, Tennessee	42 for 105	1961

Career

.439	Dave Magadan, Alabama	268 for 610	1981-83
.425	Hunter Bledsoe, Vanderbilt	170 for 400	1997-99
.411	Sam Ewing, Tennessee	117 for 284	1968-70
	Ken Chapman, Alabama	85 for 207	1959-61
.407	Donnie Kessinger, Ole Miss	132 for 324	1968-70
.404	Chris Burke, Tennessee	314 for 777	1999-01

YEAR-BY-YEAR INDIVIDUAL LEADERS

Batting Average

1960	Jake Gibbs	Ole Miss	.424
1961	Dicky Parsons	Kentucky	.436
1962	Ronnie Braddock	Georgia	.489
1963	Tom Moore	Florida	.402
1964	Donnie Kessinger	Ole Miss	.429
1965	Allen Trammell	Florida	.425
1966	Jimmy Yawn	Ole Miss	.408
1967	Jimmy Yawn	Ole Miss	.389
1968	Stan Fletcher	Miss. State	.364
1969	Sam Ewing	Tennessee	.420
1970	Sam Ewing	Tennessee	.464
1971	Joey Martin	Auburn	.417
1972	Bobby Tucker	Tennessee	.395
1973	Paul Husband	Ole Miss	.402
1974	Joe Pritchard	Tennessee	.370
1975	Condredge Holloway	Tennessee	.370
1976	Rick Honeycutt	Tennessee	.404
1977	Nat Showalter	Miss. State	.459
1978	Joe Stewart	Georgia	.438
1979	Mike Kelley	Miss. State	.400
1980	Rodney Bellamy	Georgia	.415
1981	Mark Gillaspie	Miss. State	.410
1982	Buck Belue	Georgia	.447
1983	David Magadan	Alabama	.525
1984	Rafael Palmeiro	Miss. State	.415
1985	Paul Foster	Auburn	.433
1986	Mike Twardoski	Alabama	.390
1987	Greg Smith	Vanderbilt	.411
1988	Frank Thomas	Auburn	.385
1989	Frank Thomas	Auburn	.403
1990	Tim Edge	Auburn	.387
1991	Greg Thomas	Vanderbilt	.401
1992	Andy Blanco	Tennessee	.432
1993	Joe Biernat	S. Carolina	.403
1994	Jeff Abbott	Kentucky	.445
1995	David Dellucci	Ole Miss	.410
1996	Brad Wilkerson	Florida	.407
1997	Jeremy Jackson	Arkansas	.425
1998	Jeff Pickler	Tennessee	.445
1999	Hunter Bledsoe	Vanderbilt	.459
2000	Gabe Gross	Auburn	.430
2001	Chris Burke	Tennessee	.435
2002	Pat Osborn	Florida	.414
2003	Brian Buscher	S. Carolina	.393
2004	Warner Jones	Vanderbilt	.414
2005	Chase Headley	Tennessee	.387
2006	Thomas Berkery	Miss. State	.383
2007	Matt LaPorta	Florida	.402
2008	Sawyer Carroll	Kentucky	.419
2009	Aaron Westlake	Vanderiblt	.377
2010	Zack Cox	Arkansas	.429
2011	Mikie Mahtook	LSU	.383
2012	Raph Rhymes	LSU	.431
2013	Tony Kemp	Vanderbilt	.391
2014	Brett Pirtle	Miss. State	.363
2015	Andrew Benintendi	Arkansas	.376
2016	Jake Mangum	Miss. State	.408
2017	Brent Rooker	Miss. State	.387
2018	Michael Helman	Texas A&M	.369
2019	Austin Martin	Vanderbilt	.392
2020	Jacob Young	Florida	.450

Home Runs

1960	Gary Dempsey	Miss. State	5
1961	Don Porter	Ole Miss	5
1962	H.K. Etheridge	Miss. State	6
1963	H.K. Etheridge	Miss. State	7
1964	Fred Roberts	Ole Miss	7
	Bob Stewart	LSU	7
1965	Del Unser	Miss. State	7
1966	Del Unser	Miss. State	7
1967	Scotty Long	Auburn	11
1968	Stan Moss	Alabama	7
1969	Phil Garner	Tennessee	12
1970	Bobby Tucker	Tennessee	10
1971	Phillip Stall	Miss. State	11
1972	Bill Winchester	Vanderbilt	9
1973	Butch Hobson	Alabama	13
	Bobby Tucker	Tennessee	13
1974	Ted Shipley	Vanderbilt	10
1975	Larry Littleton	Georgia	12
1976	LeRoy Robbins	Kentucky	12
	Randy Gipson	Kentucky	12
1977	Mark Barnthouse	Ole Miss	12
1978	Del Bender	Miss. State	17
1979	Scotti Madison	Vanderbilt	15
1980	Chuck Barclift	Tennessee	20
1981	Bruce Castoria	Miss. State	29
1982	Doug Gilcrease	Auburn	17
1983	Rafael Palmeiro	Miss. State	18
1984	Rafael Palmeiro	Miss. State	29
1985	Will Clark	Miss. State	25
1986	Doug Duke	Alabama	27
1987	Joey Belle	LSU	21
	Frank Thomas	Auburn	21
1988	Craig Cala	LSU	15
	Brian Reimsnyder	Florida	15
1989	Tommy Raffo	Miss. State	22
1990	Brian Jester	Georgia	17
1991	Gary Hymel	LSU	25
1992	Jeff Parnell	S. Carolina	18
1993	Todd Walker	LSU	22
1994	Jeff Abbott	Kentucky	23
1995	Todd Helton	Tennessee	20
1996	Eddy Furniss	LSU	26
1997	Brandon Larson	LSU	40
1998	Brad Cresse	LSU	29
1999	John Wilson	Kentucky	23
2000	Brad Cresse	LSU	30
2001	Tim Whittaker	S. Carolina	21
2002	Yaron Peters	S. Carolina	29
2003	Beau Hearod	Alabama	20
2004	Steve Pearce	S. Carolina	21
2005	Matt LaPorta	Florida	26
2006	Josh Morris	Georgia	23
	Quinn Stewart	LSU	23
2007	Danny Hamblin	Arkansas	22
	Justin Smoak	S. Carolina	22
2008	Gordon Beckham	Georgia	28
	Matt Clark	LSU	28
2009	Kent Matthes	Alabama	28
2010	Hunter Morris	Auburn	23
2011	Mike Zunino	Florida	19
2012	Mike Zunino	Florida	19
2013	Mason Katz	LSU	16
	Hunter Renfroe	Miss. State	16
2014	AJ Reed	Kentucky	23
2015	Andrew Benintendi	Arkansas	20
2016	Peter Alonso	Florida	14
	J.B. Woodman	Ole Miss	14
2017	Brent Rooker	Miss. State	23
2018	Jonathan India	Florida	21
2019	JJ Bleday	Vanderbilt	27
2020	Wes Clarke	S. Carolina	8

Runs Batted In

1960	Jake Gibbs	Ole Miss	30
1961	Jake Gibbs	Ole Miss	31
1962	Larry Nichols	Auburn	32
1963	H.K. Etheridge	Miss. State	30
	Tom Moore	Florida	30
1964	Bill Blomgren	Florida	27
1965	Jimmy Yawn	Ole Miss	21
1966	Jack Earvin	Tennessee	18
1967	Jimmy Yawn	Ole Miss	34
1968	Stan Moss	Alabama	26
1969	Whitey Adams	Ole Miss	40
1970	Phil Garner	Tennessee	35
1971	Phillip Stall	Miss. State	37
1972	Bill Winchester	Vanderbilt	55
1973	Rick Duncan	Vanderbilt	51
1974	Rick Duncan	Vanderbilt	45
1975	Rick Duncan	Vanderbilt	51
1976	Rick Honeycutt	Tennessee	57
1977	Mike Pomeranz	Ole Miss	55
1978	David Lanning	Georgia	64
1979	Tony Stevens	Florida	74
1980	Jeff Pyburn	Georgia	66
1981	Bruce Castoria	Miss. State	98
1982	Bruce Castoria	Miss. State	59
1983	David Magadan	Alabama	95
1984	Rafael Palmeiro	Miss. State	94
1985	Will Clark	Miss. State	77
1986	Doug Duke	Alabama	82
1987	Craig Faulkner	LSU	69
1988	Craig Cala	LSU	75
1989	Wes Grisham	LSU	85
1990	J.R. Showalter	Georgia	74
1991	Gary Hymel	LSU	79
1992	Todd Walker	LSU	76
1993	Todd Walker	LSU	102
1994	Todd Helton	Tennessee	80
1995	Todd Helton	Tennessee	92
1996	Eddy Furniss	LSU	103
1997	Brandon Larson	LSU	118
1998	Brad Cresse	LSU	90
	Josh Etheredge	Auburn	90
1999	Casey Dunn	Auburn	86
2000	Brad Cresse	LSU	106
2001	Todd Linden	LSU	76
2002	Yaron Peters	S. Carolina	95
2003	Beau Hearod	Alabama	82
2004	Warner Jones	Vanderbilt	74
2005	Matt LaPorta	Florida	79
2006	Mark Wright	Ole Miss	79
2007	Sean Coughlin	Kentucky	73
2008	Sawyer Carroll	Kentucky	83
2009	Rich Poythress	Georgia	86
2010	Hunter Morris	Auburn	76
2011	Preston Tucker	Florida	74
2012	Mike Zunino	Florida	67
2013	Mason Katz	LSU	70
2014	AJ Reed	Kentucky	73
2015	JJ Schwarz	Florida	73
2016	Hunter Melton	Texas A&M	67
2017	Brent Rooker	Miss. State	82
2018	Edouard Julien	Auburn	69
2019	Ethan Paul	Vanderbilt	73
2020	Tyler Keenan	Ole Miss	33

YEAR-BY-YEAR INDIVIDUAL LEADERS

Triples

1960	Ken Chapman	Alabama	5
1961	Jake Gibbs	Ole Miss	5
1962	George Shuford	Tennessee	6
1963	Tommy Keyes	Ole Miss	8
1964	Jimmy Barfield	Auburn	6
1965	Frank Fryer	Auburn	5
1966-67	No Record		
1968	Phillip Stall	Miss. State	3
	Rod Wright	Florida	3
1969	Sam Ewing	Tennessee	7
1970	Archie Manning	Ole Miss	6
1971	Dave Bair	Kentucky	7
1972	Jim Carter	Georgia	6
1973	Mark Hatchett	Auburn	5
1974	Marvis Foley	Kentucky	7
1975	Rick Duncan	Vanderbilt	6
1976	Ron Hamilton	Alabama	5
1977	Joe Ward	Florida	5
1978	Jim Watkins	Florida	7
1979	Mike Kelley	Miss. State	12
1980	David Barnes	Florida	5
	Keith Street	Georgia	5
	Johnny Tutt	Auburn	5
1981	Chip Moses	LSU	5
	Bobby Pierce	Alabama	5
	Brad Winkler	Miss. State	5
1982	Albie Scoggins	Florida	6
1983	Mark Howie	LSU	7
	John Dunlap	Florida	7
1984	Chris Padget	Ole Miss	7
	Rock Wilson	Auburn	7
1985	Joey Cora	Vanderbilt	6
	Gator Thiesen	Miss. State	6
1986	Trey Gainous	Auburn	10
1987	Rock Wilson	Auburn	7
1988	Mike Moberg	Florida	6
1989	Wes Grisham	LSU	6
1990	Rich Cordani	LSU	6
1991	Kevin Kessinger	Ole Miss	8
1992	Todd Crane	Georgia	7
1993	Brian Duva	Florida	11
1994	Bob Hughes	Arkansas	9
1995	Ryan Montgomery	Vanderbilt	6
	David Dellucci	Ole Miss	6
	Mike Klostermeyer	LSU	6
	Ty Bilderback	Arkansas	6
1996	Chad Green	Kentucky	7
	Adam Sullivan	Auburn	7
	Jason McConnell	Arkansas	7
1997	Roberto Vaz	Alabama	9
1998	Scott Pratt	Auburn	6
1999	Michael Rosamond	Ole Miss	6
	Andy Phillips	Alabama	6
	Brian Rainwater	Georgia	6
	Derek Wigginton	Alabama	6
2000	Justin Parker	Tennessee	8
	Shane Kelly	Miss. State	8
2001	Chris Burke	Tennessee	11
2002	Kirk McConnell	Arkansas	8
2003	Javon Moran	Auburn	7
2004	Ryan Klosterman	Vanderbilt	8
2005	Clete Thomas	Auburn	6
2006	Joey Side	Georgia	9
2007	Justin Hentry	Ole Miss	8
2008	Ryan Schimpf	LSU	7
2009	Avery Barnes	Florida	6
2010	Zach Cone	Georgia	7
2011	Tony Kemp	Vanderbilt	7
2012	Tony Kemp	Vanderbilt	8
2013	Alex Bregman	LSU	7
	Adam Frazier	Miss. State	7
2014	Christin Stewart	Tennessee	6
2015	Elliott Caldwell	South Carolina	8
2016	Jeren Kendall	Vanderbilt	8
	Zach Lavy	Missouri	8
2017	Jeren Kendall	Vanderbilt	5
	Jonah Todd	Auburn	5
2018	Antoine Duplantis	LSU	6
2019	Brady Allen	South Carolina	5
2020	Cooper Davis	Vanderbilt	2
	Noah Myers	S. Carolina	2
	Ryan Bliss	Auburn	2

Doubles

1960	Jake Gibbs	Ole Miss	9
1961	Bobby Corrett	Tulane	6
	Ben Catchings	Auburn	6
1962	Larry Nichols	Auburn	11
1963	Bill Etheridge	Miss. State	7
	Wayne Meadows	Miss. State	7
	Cotton Nash	Kentucky	7
	Ray Nord	Tulane	7
1964	Jimmy Barfield	Auburn	9
1965	Bill Scudden	Alabama	7
1966	Jimmy Yawn	Ole Miss	12
1967	Jimmy Yawn	Ole Miss	10
1968	Stan Moss	Alabama	8
1969	Archie Manning	Ole Miss	13
1970	Sam Ewing	Tennessee	11
1971	Ken Dempsey	Auburn	12
	Jerry Reasonover	Vanderbilt	12
1972	Bobby Tucker	Tennessee	14
	Ray Hull	Florida	14
1973	Rick Duncan	Vanderbilt	11
1974	Rick Duncan	Vanderbilt	14
1975	James White	Alabama	16
1976	Rick Honeycutt	Tennessee	17
1977	Dean Empie	Florida	18
1978	Joe Stewart	Georgia	18
1979	Tony Stevens	Florida	19
	Tim Weisheim	Miss. State	19
1980	Bobby Pierce	Alabama	18
1981	David Magadan	Alabama	20
	Bill Sandry	Kentucky	20
	Greg Geren	Tennessee	20
1982	Mike Botkin	Kentucky	24
1983	David Magadan	Alabama	31
1984	Scott Ruskin	Florida	21
1985	Chris Lombardozzi	Florida	23
1986	Jeff Yurtin	LSU	24
1987	Tony Haney	Auburn	25
1988	Vince Castaldo	Kentucky	27
1989	Pete Young	Miss. State	27
1990	Bruce Chick	Georgia	24
1991	Doug Radziewicz	Georgia	31
1992	Blaise Kozeniewski	Georgia	25
1993	Todd Helton	Tennessee	22
1994	Russ Johnson	LSU	26
1995	Todd Helton	Tennessee	27
1996	Scott Schroeffel	Tennessee	29
1997	Matt Erickson	Arkansas	27
1998	Jeff Pickler	Tennessee	30
1999	Chris Burke	Tennessee	25
2000	Brad Hawpe	LSU	36
2001	Adam Swann	Georgia	26
2002	Steve Thomas	S. Carolina	26
2003	Adam Pavkovich	Alabama	27
2004	Warner Jones	Vanderbilt	27
2005	Karl Amonite	Auburn	25
2006	Chris Coghlan	Ole Miss	22
	Ryan Strieby	Kentucky	22
2007	Mitch Moreland	Miss. State	26
2008	Chris Wade	Kentucky	24
2009	Andrew Crisp	S. Carolina	23
2010	Jason Esposito	Vanderbilt	25
2011	Mike Zunino	Florida	23
	Preston Tucker	Florida	23
2012	Mike Zunino	Florida	28
2013	Adam Frazier	Miss. State	20
2014	Dansby Swanson	Vanderbilt	27
2015	Dansby Swanson	Vanderbilt	24
2016	Nick Senzel	Tennessee	25
2017	Brent Rooker	Miss. State	30
2018	Jake Mangum	Miss. State	22
2019	Trevor Ezell	Arkansas	25
2020	John Rhodes	Kentucky	10

Stolen Bases

1961	Jake Gibbs	Ole Miss	18
1962	Donnie Kessinger	Ole Miss	20
1963	Tom Moore	Florida	17
1964	Donnie Kessinger	Ole Miss	18
1965	No Record		
1966	Charley Williams	Ole Miss	19
1967	No Record		
1968	John Shaw	Ole Miss	22
1969	John Shaw	Ole Miss	19
	Archie Manning	Ole Miss	19
1970	John Shaw	Ole Miss	28
1971	Jimmy Conn	Vanderbilt	30
1972	Mike Sonderegger	LSU	19
1973	Rick Duncan	Vanderbilt	22
1974	Ted Shipley	Vanderbilt	39
1975	Larry Wright	LSU	25
1976	Nick Belmonte	Florida	42
1977	Jimmy Sherrill	Kentucky	35
1978	Dom Fucci	Auburn	28
1979	Jim Watkins	Florida	37
1980	Rodney Bellamy	Georgia	30
1981	David Fowke	Alabama	50
1982	Charles De France	Vanderbilt	39
1983	Albie Scoggins	Florida	22
	Kirk Hanson	Ole Miss	22
1984	Joey Cora	Vanderbilt	24
	Rory Alonzo	Florida	24
1985	Joey Cora	Vanderbilt	41
1986	Ted Williams	Alabama	44
1987	Rod Hartwig	LSU	42
1988	Robert Fletcher	Alabama	33
1989	Mike Basse	Tennessee	53
1990	Mike Basse	Tennessee	43
1991	Mike Basse	Tennessee	49
1992	Jose Vasquez	Tennessee	35
1993	Vegrin Hightower	Vanderbilt	46
1994	Richie Wyman	Tennessee	34
1995	Chad Green	Kentucky	54
1996	Chad Green	Kentucky	55
1997	Clay Greene	Tennessee	54
1998	Mike Curry	S. Carolina	59
1999	Brian Roberts	S. Carolina	67
2000	Stevie Daniel	Tennessee	58
2001	Chris Burke	Tennessee	49
2002	Drew Meyer	S. Carolina	39
2003	Jordan Czarniecki	Tennessee	32
2004	Antoan Richardson	Vanderbilt	32
2005	Eli Iorg	Tennessee	27
2006	Emeel Salem	Alabama	36
2007	Andy Simunic	Tennessee	29
2008	Dominic de la Osa	Vanderbilt	27
2009	Jordan Henry	Ole Miss	38
2010	Chris Bisson	Kentucky	32
2011	Khayyan Norfork	Tennessee	29
	Mikie Mahtook	LSU	29
2012	Jay Gonzalez	Auburn	30
2013	Tony Kemp	Vanderbilt	34
2014	Braxton Lee	Ole Miss	30
2015	Andrew Bregman	LSU	38

YEAR-BY-YEAR INDIVIDUAL LEADERS

2016	Jeren Kendall	Vanderbilt	28
	Jake Fraley	LSU	28
2017	Jeren Kendall	Vanderbilt	20
2018	Austin Martin	Vanderbilt	22
2019	Jay Charleston	Tennessee	41
2020	Brett Auerbach	Alabama	12

Hits

1960	Jake Gibbs	Ole Miss	42
1961	John Bailey	LSU	32
1962	Donnie Kessinger	Ole Miss	41
1963	Wayne Meadows	Miss. State	42
1964	Donnie Kessinger	Ole Miss	56
1965	Mike Burns	Miss. State	24
1966	Jimmy Yawn	Ole Miss	28
1967	George Johnson	Alabama	55
1968	Frank Baldasare	Auburn	45
1969	Skip Lujack	Florida	49
1970	Tonys Dobies	Florida	51
1971	Jerry Reasonover	Vanderbilt	70
1972	Steve Estep	Vanderbilt	70
1973	Ted Shipley	Vanderbilt	65
1974	Rick Duncan	Vanderbilt	68
1975	Rick Duncan	Vanderbilt	73
1976	Robbie Howard	Tennessee	65
	Brad Bradshaw	Tennessee	65
	Rick Honeycutt	Tennessee	65
1977	Mike Kelley	Miss. State	74
1978	Russ Aldrich	Miss. State	73
1979	Mike Kelley	Miss. State	94
1980	Scotti Madison	Vanderbilt	81
1981	Mark Gillaspie	Miss. State	85
1982	Rick Fuentes	Georgia	81
1983	David Magadan	Alabama	114
1984	Rafael Palmeiro	Miss. State	98
1985	Will Clark	Miss. State	94
1986	Mike Twardoski	Alabama	94
1987	Scott Bohlke	Georgia	92
1988	Vince Castaldo	Kentucky	86
1989	Wes Grisham	LSU	106
1990	Wes Grisham	LSU	100
1991	Dave Majeski	Florida	96
1992	Todd Walker	LSU	100
1993	Todd Walker	LSU	109
1994	Jay Waggoner	Auburn	119
1995	Todd Helton	Tennessee	105
1996	Dax Norris	Alabama	105
1997	Brandon Larson	LSU	110
1998	Jeff Pickler	Tennessee	109
1999	G.W. Keller	Alabama	107
2000	Chris Burke	Tennessee	109
2001	Chris Burke	Tennessee	118
2002	Drew Meyer	S. Carolina	120
2003	Brian Buscher	S. Carolina	106
2004	Warner Jones	Vanderbilt	111
2005	Brian Pettway	Ole Miss	102
2006	Joey Side	Georgia	111
2007	Pedro Alvarez	Vanderbilt	105
2008	Gordon Beckham	Georgia	113
2009	DJ LeMahieu	LSU	96
2010	Josh Rutledge	Alabama	107
2011	Mike Zunino	Florida	98
2012	Raph Rhymes	LSU	100
2013	Adam Frazier	Miss. State	107
2014	Auston Bousfield	Ole Miss	96
2015	Dansby Swanson	Vanderbilt	94
2016	Boomer White	Texas A&M	100
2017	Tristan Pompey	Kentucky	96
	Brent Rooker	Miss. State	96
2018	Jake Mangum	Miss. State	101
2019	Jake Mangum	Miss. State	108
2020	Heston Kjerstad	Arkansas	30

Runs Scored

1960	Jake Gibbs	Ole Miss	28
1961	Jake Gibbs	Ole Miss	31
1962	Tom Moore	Florida	29
	Ken Hudgens	Tennessee	29
1963	Carol Lanoux	Florida	32
1964	Otis Bibb	Auburn	30
1965	Del Unser	Miss. State	19
1966	Ron Robinson	Ole Miss	15
	Bob Lannom	Tennessee	15
1967	George Johnson	Alabama	32
1968	Richard Trapp	Florida	27
1969	Archie Manning	Ole Miss	35
1970	Archie Manning	Ole Miss	33
	Sam Ewing	Tennessee	33
1971	Phillip Stall	Miss. State	42
	Steve Estep	Vanderbilt	42
1972	Bill Winchester	Vanderbilt	48
1973	Ted Shipley	Vanderbilt	44
1974	Marvis Foley	Kentucky	41
	Sonny Denniston	Kentucky	41
1975	Rick Duncan	Vanderbilt	46
1976	LeRoy Robbins	Kentucky	47
1977	Roger Holt	Florida	60
1978	Dom Fucci	Auburn	58
1979	Mike Kelley	Miss. State	74
1980	Jeff Pyburn	Georgia	54
1981	Mark Gillaspie	Miss. State	81
1982	David Jackson	Georgia	61
1983	Bret Elbin	Alabama	88
1984	Rafael Palmeiro	Miss. State	87
1985	Will Clark	Miss. State	75
1986	Mike Twardoski	Alabama	73
1987	Scott Bohlke	Georgia	72
1988	Billy White	Kentucky	74
1989	Jody Hurst	Miss. State	79
1990	J.R. Showalter	Georgia	75
1991	Lyle Mouton	LSU	78
1992	Todd Walker	LSU	72
1993	Todd Walker	LSU	85
1994	Todd Walker	LSU	77
1995	Todd Helton	Tennessee	86
1996	Nathan Dunn	LSU	95
1997	Roberto Vaz	Alabama	87
	Eric Hinske	Arkansas	87
1998	Mike Curry	S. Carolina	102
1999	G.W. Keller	Alabama	85
2000	Mike Fontenot	LSU	93
2001	Chris Burke	Tennessee	105
2002	Mark Kiger	Florida	90
2003	Aaron Hill	LSU	68
2004	Ryan Klosterman	Vanderbilt	72
2005	Chase Headley	Tennessee	82
2006	Chris Coghlan	Ole Miss	75
2007	Pedero Alvarez	Vanderbilt	76
2008	Gordon Beckham	Georgia	97
2009	Avery Barnes	Florida	76
2010	Whit Merrifield	S. Carolina	72
2011	Mike Zunino	Florida	75
2012	Mason Katz	LSU	65
2013	Tony Kemp	Vanderbilt	64
2014	Max Kuhn	Kentucky	68
2015	Dansby Swanson	Vanderbilt	76
2016	J.B. Moss	Texas A&M	67
2017	Kramer Robertson	LSU	85
2018	Keegan McGovern	Georgia	68
2019	Austin Martin	Vanderbilt	87
2020	Zach Deloach	Texas A&M	25

Pitching-Wins

1960	Don Porter	Ole Miss	7
	Denny Blomquist	Ole Miss	7
	Larry Williams	Ole Miss	7
1961	Allen Smith	LSU	10
1962	Frank Montgomery	Miss. State	9
1963	Joe Overton	Auburn	8
1964	Jimmy Crysel	Auburn	9
1965	Ken Tatum	Miss. State	6
1966	Ken Tatum	Miss. State	6
1967	Q.V. Lowe	Auburn	15
1968	Glenn Pickren	Florida	9
1969	Jim Courier	Florida	11
1970	Brantley Jones	Miss. State	9
1971	Mike Profitt	Miss. State	11
1972	Jim Pittman	Ole Miss	8
	Randy Wiles	LSU	8
1973	Jeff Peeples	Vanderbilt	12
1974	Doug Corbett	Florida	12
1975	Pat Moock	LSU	10
1976	Paul Stefan	LSU	10
	Robert Hudson	Alabama	10
1977	Rich Zibilich	Ole Miss	11
1978	Ron Crum	Florida	8
	Jack Lozorko	Miss. State	8
	Peter Teixeria	Florida	8
	Bruce Maher	Miss. State	8
1979	Ken Kurtz	Miss. State	12
	Joe Georger	Kentucky	12
1980	Larry Mikesell	Florida	10
1981	Don Mundie	Miss. State	14
1982	Teddy Carson	Tennessee	11
	Rich Bombard	Florida	11
1983	Hans Herzog	Miss. State	12
1984	Jeff Brantley	Miss. State	13
1985	Jeff Brantley	Miss. State	18
1986	Stan Loewer	LSU	14
1987	Derek Lilliquist	Georgia	14
1988	Jeff Gibcumb	Florida	16
1989	Curtis Leskanic	LSU	15
1990	Paul Byrd	LSU	17
1991	Chad Ogea	LSU	14
1992	Lloyd Peever	LSU	14
1993	John Powell	Auburn	15
1994	R. A. Dickey	Tennessee	15
1995	Ryan Halla	Auburn	16
1996	John Kaufman	Florida	11
	Tim Young	Alabama	11
	Eddie Yarnall	LSU	11
1997	Tim Hudson	Auburn	15
1998	Hayden Gliemmo	Auburn	13
1999	Brent Schoening	Auburn	13
	Kurt Ainsworth	LSU	13
	Hayden Gliemmo	Auburn	13
2000	Kip Bouknight	S. Carolina	17
2001	Lane Mestepey	LSU	11
2002	Alex Hart	Florida	13
2003	David Marchbanks	S. Carolina	15
2004	Aaron Rawl	S. Carolina	13
2005	Luke Hochevar	Tennessee	15
2006	Wade LeBlanc	Alabama	11
	Craig Satterwhite	Ole Miss	11
2007	Casey Weathers	Vanderbilt	12
2008	Jared Bradford	LSU	10
2009	Louis Coleman	LSU	14
2010	Blake Cooper	S. Carolina	13
2011	Michael Roth	S. Carolina	14
2012	Kevin Gausman	LSU	12
2013	Tyler Beede	Vanderbilt	14
2014	Walker Buehler	Vanderbilt	12
	AJ Reed	Kentucky	12
2015	Carson Fulmer	Vanderbilt	14
2016	Alex Faedo	Florida	13

YEAR-BY-YEAR INDIVIDUAL LEADERS

2017	Jackson Kowar	Florida	12
	Jared Poche'	LSU	12
2018	Blaine Knight	Arkansas	14
2019	Drake Fellows	Vanderbilt	13
2020	Christian McLeod	Miss. State	4
	Jackson Leath	Tennessee	4

Earned Run Average

1960	Guy Parker	Miss. State	2.84
1961	Allen Smith	LSU	1.34
1962	Frank Montgomery	Miss. State	0.81
1963	Joe Overton	Auburn	1.26
1964	Richie Prine	Ole Miss	1.10
1965	Mike Sharpe	Auburn	1.79
1966	Bruc Badier	LSU	0.88
1967	Mike Sills	Kentucky	1.08
1968	George Simmons	Auburn	1.25
1969	Mike Innes	Alabama	1.09
1970	Dennis Hall	Miss. State	0.63
1971	Jeff Peeples	Vanderbilt	1.56
1972	Jeff Peeples	Vanderbilt	1.30
1973	Butch Holmes	Miss. State	1.07
1974	Terry Leach	Auburn	1.30
1975	Ed McGraw	Kentucky	0.73
1976	Robert Hudson	Auburn	1.74
1977	Chuck Fore	Georgia	1.67
1978	Ron Crum	Florida	2.81
1979	Ken Kurtz	Miss. State	2.09
1980	Don Schneider	LSU	1.38
1981	Jeff Keener	Kentucky	0.51
1982	Bryan Farmer	Ole Miss	2.31
1983	Clay Daniel	Florida	2.26
1984	Byron Jefferson	Florida	2.02
1985	Gene Morgan	Miss. State	2.28
1986	Barry Manuel	LSU	2.37
1987	Gregg Olson	Auburn	1.27
1988	Gregg Olson	Auburn	2.00
1989	Dave Fleming	Georgia	2.08
1990	Jon Harden	Miss. State	2.21
1991	John Burke	Florida	2.25
1992	Jon Harden	Miss. State	1.94
1993	Brett Laxton	LSU	1.98
1994	Gary Rath	Miss. State	1.71
1995	Todd Helton	Tennessee	1.66
1996	Paul Rigdon	Florida	2.19
1997	Damon Yee	Vanderbilt	2.33
1998	Josh Fogg	Florida	2.03
1999	Hank Thoms	Miss. State	2.66
2000	Jamie Bennett	Tennessee	2.71
2001	Lance Cormier	Alabama	2.30
2002	Lane Mestepey	LSU	2.59
2003	Levale Speigner	Auburn	2.42
2004	Taylor Tankersley	Alabama	2.00
2005	Luke Hochaver	Tennessee	2.26
2006	Justin Pigott	Miss. State	1.66
2007	David Price	Vanderbilt	2.63
2008	Aaron Weatherford	Miss. State	0.85
2009	Louis Coleman	LSU	2.93
2010	Drew Pomeranz	Ole Miss	2.24
2011	Michael Roth	S. Carolina	1.06
2012	Chris Statton	Miss. State	2.38
2013	Ryan Stanek	Arkansas	1.39
2014	Aaron Nola	LSU	1.47
2015	Carson Fulmer	Vanderbilt	1.83
2016	Dane Dunning	Florida	2.29
2017	Clarke Schmidt	S. Carolina	1.34
2018	Brady Singer	Florida	2.55
2019	TJ Sikkema	Missouri	1.32
2020	Connor Prielipp	Alabama	0.00

Strikeouts

1960	Jerry Merriman	Miss. State	
1961	Sammy Ellis	Miss. State	73
1962	Frank Montgomery	Miss. State	102
1963	Frank Montgomery	Miss. State	86
1964	Charlie Anderson	Florida	75
1965	John Olagues	Tulane	96
1966	Ken Tatum	Miss. State	86
1967	Q.V. Lowe	Auburn	123
1968	Tony Smith	Auburn	81
1969	Elliott Jones	Vanderbilt	112
1970	Doug Wessel	Vanderbilt	97
	Mike Willis	Vanderbilt	97
1971	Doug Wessel	Vanderbilt	131
1972	Randy Wiles	LSU	116
1973	Jeff Peeples	Vanderbilt	113
1974	Rick Rhodes	Vanderbilt	73
1975	Paul Stefan	LSU	73
1976	Paul Stefan	LSU	83
1977	Bobby Sprowl	Alabama	118
1978	Bill Aldridge	Tennessee	76
1979	Ken Kurtz	Miss. State	100
1980	Jeff Keener	Kentucky	74
1981	Don Mundie	Miss. State	91
1982	Teddy Carson	Tennessee	64
1983	Cal Santarelli	LSU	91
1984	Jeff Brantley	Miss. State	115
1985	Jeff Brantley	Miss. State	136
1986	Mark Guthrie	LSU	122
1987	Derek Lilliquist	Georgia	190
1988	Russell Springer	LSU	156
1989	Ben McDonald	LSU	202
1990	Dave Fleming	Georgia	163
1991	Chad Ogea	LSU	140
1992	B.J. Wallace	Miss. State	145
1993	John Powell	Auburn	191
1994	Rob Bonanno	Florida	148
1995	Scott Schultz	LSU	150
1996	Eric DuBose	Miss. State	174
1997	Tim Hudson	Auburn	165
1998	Brad Wilkerson	Florida	136
1999	Kurt Ainsworth	LSU	157
2000	Kip Bouknight	S. Carolina	143
2001	Wyatt Allen	Tennessee	110
2002	Joseph Blanton	Kentucky	133
2003	Jeremy Soweres	Vanderbilt	123
2004	Matt Campbell	S. Carolina	145
2005	Luke Hochevar	Tennessee	154
2006	David Price	Vanderbilt	155
2007	David Price	Vanderbilt	194
2008	Scott Bittle	Ole Miss	130
2009	Anthony Renaudo	LSU	159
2010	Drew Pomeranz	Ole Miss	139
2011	Sonny Gray	Vanderbilt	132
2012	Kevin Gausman	LSU	135
2013	Aaron Nola	LSU	122
2014	Aaron Nola	LSU	134
2015	Carson Fulmer	Vanderbilt	167
2016	Alex Faedo	Florida	133
2017	Alex Faedo	Florida	157
2018	Casey Mize	Auburn	156
2019	Ethan Small	Miss. State	176
2020	Asa Lacy	Texas A&M	46

YEAR-BY-YEAR TEAM LEADERS

Batting Average

1980	Georgia	.360
1981	Georgia	.327
1982	Georgia	.325
1983	Alabama	.333
1984	Georgia	.312
1985	Vanderbilt	.327
1986	Alabama	.314
1987	Georgia	.325
1988	Mississippi State	.324
1989	Mississippi State	.317
1990	LSU	.325
1991	Tennessee	.311
1992	South Carolina	.316
1993	Auburn	.315
1994	Auburn	.320
1995	Auburn	.310
1996	LSU	.318
1997	South Carolina	.341
	Auburn	.341
	Arkansas	.341
1998	Tennessee	.340
1999	Mississippi State	.335
2000	LSU	.340
2001	LSU	.318
2002	Florida	.346
2003	Florida	.320
2004	LSU	.333
2005	Tennessee	.331
2006	Ole Miss	.309
2007	Vanderbilt	.324
2008	Kentucky	.317
2009	Alabama	.330
2010	Auburn	.348
2011	Vanderbilt	.315
2012	Auburn	.304
2013	Vanderbilt	.313
2014	Kentucky	.299
2015	LSU	.314
2016	Texas A&M	.311
2017	Kentucky	.316
2018	Ole Miss	.300
2019	Mississippi State	.315
2020	Auburn	.330

Home Runs

1980	Georgia	74
1981	Mississippi State	77
1982	Auburn	57
1983	Mississippi State	72
1984	Mississippi State	83
1985	Georgia	88
1986	Alabama	95
1987	Georgia	102
1988	Mississippi State	73
1989	Mississippi State	96
1990	Georgia	86
1991	Kentucky	86
1992	South Carolina	83
1993	LSU	85
1994	Kentucky	110
1995	LSU	81
1996	LSU	131
1997	LSU	188
1998	LSU	157
1999	Alabama	120
2000	South Carolina	105
2001	South Carolina	110
2002	South Carolina	122
2003	LSU	85
2004	South Carolina	106
2005	Florida	85
2006	Kentucky	99
2007	South Carolina	113
2008	South Carolina	110
2009	South Carolina	109
	Georgia	109
2010	Auburn	131
2011	Florida	69
2012	Florida	75
2013	South Carolina	52
2014	Kentucky	60
2015	Texas A&M	70
2016	Texas A&M	62
2017	Arkansas	83
2018	Florida	100
2019	Vanderbilt	100
2020	Ole Miss	37

Runs Batted In

1980	Florida	411
1981	Mississippi State	458
1982	Georgia	383
1983	Mississippi State	461
1984	Mississippi State	461
1985	Mississippi State	444
1986	Alabama	427
1987	LSU	434
1988	Mississippi State	491
1989	Mississippi State	549
1990	LSU	515
1991	LSU	488
1992	South Carolina	455
1993	LSU	527
1994	Tennessee	466
1995	LSU	457
1996	LSU	583
1997	LSU	632
1998	Florida	545
1999	Alabama	555
2000	LSU	598
2001	LSU	514
2002	Florida	567
2003	LSU	477
2004	LSU	473
2005	Tennessee	487
2006	Georgia	457
2007	South Carolina	487
2008	LSU	488
2009	LSU	532
2010	Auburn	549
2011	Florida	421
2012	LSU	368
2013	Vanderbilt	418
2014	Kentucky	423
2015	Florida	445
2016	Texas A&M	439
2017	LSU	448
2018	Arkansas	452
2019	Vanderbilt	541
2020	Tennessee	160

Triples

1980	Florida	29
1981	Alabama	18
	Mississippi State	18
1982	Florida	25
1983	Florida	25
1984	Alabama	19
	Mississippi State	19
1985	Auburn	22
1986	Auburn	26
1987	LSU	18
1988	LSU	19
1989	LSU	26
1990	LSU	27
1991	Ole Miss	34
1992	Arkansas	30
1993	LSU	37
1994	Arkansas	38
1995	Arkansas	34
1996	Arkansas	31
1997	Alabama	34
1998	Auburn	19
	Florida	19
	Alabama	19
1999	Alabama	31
2000	Tennessee	32
2001	Tennessee	24
2002	Florida	26
2003	Auburn	21
2004	Vanderbilt	26
2005	Kentucky	19
	Tennessee	19
2006	Georgia	27
2007	Kentucky	22
2008	LSU	28
2009	LSU	19
2010	LSU	24
2011	South Carolina	18
2012	Vanderbilt	19
	South Carolina	19
	Auburn	19
2013	Vanderbilt	17
	Texas A&M	17
2014	Tennessee	16
2015	Vanderbilt	28
2016	Vanderbilt	26
2017	Texas A&M	21
2018	Texas A&M	21
2019	Vanderbilt	19
2020	Auburn	5
	South Carolina	5

Doubles

1980	Florida	115
1981	Florida	125
1982	Auburn	93
1983	Alabama	129
1984	Florida	117
1985	Mississippi State	135
1986	Mississippi State	135
1987	Georgia	140
1988	Mississippi State	145
1989	Mississippi State	157
1990	LSU	156
1991	LSU	138
1992	South Carolina	148
1993	LSU	152
1994	Kentucky	134
1995	Auburn	152
1996	Alabama	159
1997	Arkansas	168
1998	Auburn	165
1999	Alabama	161
2000	LSU	194
2001	Tennessee	137
2002	South Carolina	178
2003	LSU	147
2004	Tennessee	154
2005	Tennessee	157
2006	Kentucky	146
2007	Vanderbilt	158
2008	Kentucky	151
2009	LSU	142
	Alabama	142

YEAR-BY-YEAR TEAM LEADERS

2010	Vanderbilt	160
2011	Florida	143
2012	Kentucky	123
2013	LSU	128
2014	Vanderbilt	145
2015	Vanderbilt	152
2016	Mississippi State	132
2017	Kentucky	148
2018	Mississippi State	141
2019	Mississippi State	166
2020	Auburn	51

Stolen Bases

1980	Georgia	101
1981	Alabama	141
1982	Vanderbilt	101
1983	Mississippi State	86
1984	Florida	98
1985	Florida	112
1986	Tennessee	122
1987	LSU	156
1988	Alabama	70
1989	Vanderbilt	182
1990	Tennessee	159
1991	Tennessee	174
1992	Tennessee	137
1993	South Carolina	141
1994	Tennessee	136
1995	Tennessee	138
	Arkansas	138
1996	Kentucky	142
1997	Tennessee	116
1998	South Carolina	108
1999	South Carolina	143
2000	Tennessee	215
2001	Tennessee	160
2002	Georgia	95
2003	Tennessee	82
2004	Arkansas	111
2005	Tennessee	112
2006	Ole Miss	95
2007	Auburn	105
2008	Florida	109
2009	LSU	114
2010	Kentucky	119
2011	Arkansas	122
2012	Auburn	113
2013	Vanderbilt	139
2014	Vanderbilt	120
2015	LSU	130
2016	Tennessee	95
	LSU	95
2017	Florida	83
2018	Vanderbilt	101
2019	Tennessee	108
2020	Texas A&M	35

Hits

1980	Florida	600
1981	Florida	643
1982	Florida	632
1983	Alabama	662
1984	Mississippi State	611
1985	Mississippi State	628
1986	LSU	696
1987	Georgia	698
1988	Mississippi State	717
1989	Mississippi State	778
1990	LSU	807
1991	Florida	712
1992	South Carolina	700
1993	LSU	737
1994	Auburn	744
1995	Tennessee	753
1996	Florida	771
1997	Alabama	860
1998	Auburn	789
1999	Alabama	827
2000	LSU	864
2001	LSU	754
2002	South Carolina	868
2003	LSU	777
2004	LSU	791
2005	Tennessee	788
2006	Georgia	786
2007	Vanderbilt	782
2008	Georgia	787
2009	LSU	783
2010	Auburn	816
2011	Florida	755
2012	Kentucky	641
2013	LSU	722
2014	Ole Miss	720
2015	LSU	762
2016	Texas A&M	712
2017	Kentucky	706
2018	Arkansas	695
2019	Vanderbilt	770
2020	Auburn	210

Runs Scored

1980	Florida	463
1981	Mississippi State	515
1982	Florida	437
1983	Mississippi State	515
1984	Mississippi State	505
1985	Mississippi State	504
1986	LSU	542
1987	LSU	509
1988	Mississippi State	537
1989	Mississippi State	618
1990	LSU	587
1991	LSU	547
1992	South Carolina	531
1993	LSU	603
1994	Tennessee	532
1995	Tennessee	533
1996	LSU	648
1997	Alabama	679
1998	Florida	618
1999	Alabama	617
2000	LSU	652
2001	LSU	574
2002	Florida	633
2003	LSU	524
2004	LSU	515
2005	Tennessee	532
2006	Kentucky	500
2007	South Carolina	520
2008	LSU	538
2009	LSU	575
2010	Auburn	584
2011	Vanderbilt	459
2012	LSU	397
2013	Vanderbilt	459
2014	Kentucky	472
2015	Florida	489
2016	Texas A&M	471
2017	Kentucky	484
2018	Arkansas	482
2019	Vanderbilt	578
2020	Tennessee	180

Earned Run Average

1980	Mississippi State	3.33
1981	Mississippi State	4.21
1982	Ole Miss	3.84
1983	Florida	2.85
1984	Florida	3.55
1985	Mississippi State	3.34
1986	Tennessee	4.22
1987	LSU	3.07
1988	Auburn	3.13
1989	LSU	3.50
1990	Alabama	3.59
1991	Florida	3.30
1992	Mississippi State	3.22
1993	South Carolina	3.49
1994	Tennessee	2.98
1995	Ole Miss	3.36
1996	LSU	3.38
1997	Auburn	4.31
1998	LSU	4.38
1999	Mississippi State	4.08
2000	South Carolina	3.51
2001	South Carolina	3.44
2002	LSU	3.43
2003	Ole Miss	3.45
2004	Vanderbilt	3.34
2005	Vanderbilt	3.38
2006	Alabama	3.53
2007	Vanderbilt	3.55
2008	Kentucky	3.71
2009	LSU	4.01
2010	South Carolina	3.45
2011	Vanderbilt	2.44
2012	Mississippi State	2.58
2013	Arkansas	1.89
2014	South Carolina	2.43
2015	Vanderbilt	2.84
2016	Florida	2.91
2017	Florida	3.45
2018	Texas A&M	3.38
2019	Texas A&M	3.21
2020	Vanderbilt	1.84

Strikeouts

1980	Vanderbilt	262
1981	Alabama	387
1982	Florida	293
1983	Alabama	372
1984	Florida	456
1985	LSU	442
1986	Alabama	437
1987	LSU	552
1988	LSU	519
1989	LSU	621
1990	LSU	555
1991	LSU	626
1992	South Carolina	549
1993	Auburn	558
1994	Florida	552
1995	Tennessee	545
1996	LSU	633
1997	LSU	681
1998	LSU	646
1999	Alabama	594
2000	LSU	574
2001	South Carolina	545
2002	South Carolina	587
2003	LSU	515
2004	South Carolina	660
2005	Alabama	569
2006	Vanderbilt	574
2007	Vanderbilt	632

2008	Ole Miss	624
2009	LSU	679
2010	South Carolina	625
2011	Vanderbilt	567
2012	LSU	572
2013	Mississippi State	588
2014	Vanderbilt	636
2015	Vanderbilt	703
2016	Florida	671
2017	Florida	649
2018	Ole Miss	621
2019	Vanderbilt	765
2020	Vanderbilt	218

Fielding Percentage

1980	Kentucky	.965
1981	Florida	.965
1982	Ole Miss	.957
1983	Alabama	.960
1984	Tennessee	.961
1985	Vanderbilt	.960
1986	Florida	.960
1987	Mississippi State	.966
1988	Florida	.968
1989	Georgia	.968
1990	Georgia	.968
1991	Tennessee	.964
	Ole Miss	.964
1992	Arkansas	.971
1993	Tennessee	.975
1994	Tennessee	.977
1995	LSU	.970
1996	Alabama	.971
1997	Florida	.968
1998	South Carolina	.969
1999	Mississippi State	.974
2000	Tennessee	.967
2001	Vanderbilt	.970
	South Carolina	.970
2002	South Carolina	.975
2003	Mississippi State	.974
2004	Vanderbilt	.978
2005	Ole Miss	.974
2006	South Carolina	.978
2007	Ole Miss	.976
2008	South Carolina	.977
2009	LSU	.974
	South Carolina	.974
2010	Florida	.978
2011	Georgia	.974
2012	LSU	.980
2013	LSU	.980
2014	Misssissippi State	.981
2015	Florida	.984
2016	Florida	.982
2017	Florida	.981
2018	Vanderbilt	.981
2019	Vanderbilt	.980
	Georgia	.980
2020	Alabama	.985

Slugging Percentage

1981	Florida	.499
1982	Auburn	.495
1983	Alabama	.521
1984	Alabama	.497
1985	Vanderbilt	.560
1986	Alabama	.514
1987	Georgia	.542
1988	Mississippi State	.502
1989	Mississippi State	.508
1990	LSU	.486
1991	Kentucky	.501
1992	South Carolina	.512
1993	LSU	.511
1994	Kentucky	.548
1995	LSU	.491
1996	LSU	.558
1997	Alabama	.622
1998	Florida	.592
1999	Alabama	.569
2000	LSU	.542
2001	LSU	.508
2002	Florida	.565
2003	Florida	.512
2004	LSU	.506
2005	Tennessee	.498
2006	Kentucky	.523
2007	South Carolina	.508
2008	Kentucky	.515
2009	Alabama	.566
2010	Auburn	.591
2011	Florida	.460
2012	Florida	.449
2013	Vanderbilt	.439
2014	Kentucky	.446
2015	Texas A&M	.456
2016	Texas A&M	.467
2017	Kentucky	.489
2018	Kentucky	.491
2019	Vanderbilt	.514
2020	Tennessee	.556

NCAA STATISTICAL CHAMPIONS

Individual

Batting Average

Year	Player, Team	Avg.
1962	Ronnie Braddock, Georgia	.489
2012	Raph Rhymes, LSU	.431

Hits

Year	Player, Team	No.
2001	Chris Burke, Tennessee*	118
2004	Warner Jones, Vanderbilt	111
2013	Adam Frazier, Mississippi State	107
2019	Jake Mangum, Miss. State	108

Runs

Year	Player, Team	No.
2001	Chris Burke, Tennessee	105
2017	Kramer Robertson, LSU	85
2019	Austin Martin, Vanderbilt	87

Runs Per Game

Year	Player, Team	Avg.
1983	Bret Elbin, Alabama	1.63
2001	Chris Burke, Tennessee	1.57
2017	Kramer Robertson, LSU	1.09

Doubles Per Game

Year	Player, Team	Avg.
1991	Doug Radziewicz, Georgia	0.54
	(Also led nation in doubles with 31)	
2017	Brent Rooker, Mississippi State	0.45

Triples Per Game

Year	Player, Team	Avg.
1963	Carroll Minnick, Georgia	0.28
1965	Frank Fryer, Auburn	0.26

Triples

Year	Player, Team	No.
1979	Mike Kelly, Miss. State	12*

Home Runs Per Game

Year	Player, Team	Avg.
1969	Phil Garner, Tennessee	0.36
1973	Bobby Tucker, Tennessee	0.37

Home Runs

Year	Player, Team	No.
1981	Bruce Castoria, Miss. State	29*
1996	Eddy Furniss, LSU	26*
2005	Matt LaPorta, Florida	26
2008	Gordon Beckham, Georgia	28*
	Matt Clark, LSU	28*
2014	A.J. Reed, Kentucky	23
2015	Andrew Benintendi, Arkansas	20
2019	JJ Bleday, Vanderbilt	27

Slugging Percentage

Year	Player, Team	Avg.
2017	Brent Rooker, Mississippi State	.810

Runs Batted In

Year	Player, Team	No.
1993	Todd Walker, LSU	102
1996	Eddy Furniss, LSU	103

Total Bases

Year	Player, Team	TB
1993	Todd Walker, LSU	214
2010	Hunter Morris, Auburn	202
2017	Brent Rooker, Mississippi State	201
2019	JJ Bleday, Vanderbilt	192

Stolen Bases

Year	Player, Team	SB
1997	Clay Greene, Tennessee	54

Strikeouts

Year	Player, Team	No.
2017	Alex Faedo, Florida	157
2019	Ethan Small, Mississippi State	176

Bases On Balls

Year	Player, Team	No.
1987	Andy Galy, LSU	77*
1998	Brad Wilkerson, Florida	85
2002	Jeremy Brown, Alabama	69

Bases On Balls Per Game

Year	Player, Team	Avg.
1998	Brad Wilkerson, Florida	1.33
	(Also led nation in bases on balls with 85)	
2002	Jeremy Brown, Alabama	105
	(Also led nation with 69)	

Toughest To Strike Out

Year	Player, Team	AB/SO	Avg.
1981	Larry Simcox, Ole Miss	174/1	174.0#

Lowest Earned Run Average

Year	Player, Team	ERA
1981	Jeff Keener, Kentucky	0.51
1988	Bobby Reed, Miss. State	1.09

Strikeout Ratio

Year	Player, Team	IP/SO	Avg.
1977	Bob Sprowl, Alabama	92.0/118	11.5
1981	Alan Dunn, Alabama	44.1/62	12.6
1994	John Powell, Auburn	89.1/130	13.1
	(Also led nation in strikeouts with 130)		
2008	Scott Bittle, Ole Miss	70.2/130	16.5
2012	Aaron Nola, LSU		12.57

Victories

Year	Player, Team	W-L
1994	R.A. Dickey, Tennessee	15-2
1997	Tim Hudson, Auburn	15-2*
2000	Kip Bouknight, S. Carolina	17-1
2005	Luke Hochevar, Tennessee	15-3
2011	Michael Roth, S. Carolina	14-3
2015	Carson Fulmer, Vanderbilt	14-2
2019	Drake Fellows, Vanderbilt	13-1*

Saves

Year	Player, Team	SV
1983	Troy Brauchle, Alabama	12
1991	Ben Short, Alabama	14*
1991	Rick Greene, LSU	14*
2001	Lee Gronkiewicz, S. Carolina	19
2002	Blake Taylor, S. Carolina	16
2003	Steven Register, Auburn	16
2004	Chad Blackwell, S. Carolina	20
2008	Joshua Fields, Georgia	18
2011	Matt Price, S. Carolina	20
2017	Michael Byre, Florida	19

Team

Batting Average

Year	Team	Avg.
1971	Auburn	.330

Hits

Year	Team	No.
1990	LSU	807
1997	Alabama	860
2011	Florida	755
2015	LSU	762
2019	Vanderbilt	770

Runs

Year	Team	No.
1993	LSU	603
1997	Alabama	679

Home Runs Per Game

Year	Team	Avg.
1972	Kentucky	1.15
1994	Kentucky	1.93
	(Also led nation in home runs with 110)	
1997	LSU	2.69#
	(Also led nation in home runs with 188)	
1998	LSU	2.34
	(Also led nation in home runs with 157)	
2010	Auburn	2.05
	(Also led nation in home runs with 131)	

Home Runs

Year	Team	No.
1994	Kentucky	110
1996	LSU	131
1997	LSU	188#
1998	LSU	157
2010	Auburn	131
2012	Florida	75
2019	Vanderbilt	100

Doubles

Year	Team	No.
2000	LSU	194
2019	Mississippi State	166

Slugging Percentage

Year	Team	Pct.
1997	Alabama	.622
2010	Auburn	.591

Total Bases

Year	Team	TB
1997	Alabama	1,571

Stolen Bases

Year	Team	SB
1991	Tennessee	174

Strikeouts

Year	Team	No.
2017	Florida	649

Fielding Percentage

Year	Team	Pct.
1993	Tennessee	.975
1994	Tennessee	.977
1999	Mississippi State	.974
2002	South Carolina	.976
2015	Florida	.984

Double Plays Per Game

Year	Team	Avg.
1975	Kentucky	1.37
1994	Tennessee	1.41
	(Also led nation in double plays with 93)	

Double Plays

Year	Team	Avg.
1990	Georgia	85
1994	Tennessee	93
2012	Mississippi State	71

Attendance

Average Attendance

Year	Team	Avg.
1985	Miss. State	3,894
1987	Miss. State	3,536
1988	Miss. State	3,634
1989	Miss. State	4,476
1990	Miss. State	6,430
1996	LSU	5,816
1997	LSU	6,322
1998	LSU	6,646
1999	LSU	7,155
2000	LSU	7,356
2001	LSU	7,476
2002	LSU	7,532
2003	LSU	7,449
2004	LSU	7,802
2005	LSU	7,508
2006	LSU	7,320
2007	Arkansas	8,089
2008	LSU	7,590
2009	LSU	9,611
2010	LSU	10,673
2011	LSU	10,534
2012	LSU	10,736
2013	LSU	11,006#
2014	LSU	10,880
2015	LSU	10,799
2016	LSU	10,580
2017	LSU	10,725
2018	LSU	10,786
2019	LSU	10,634

Total Attendance

Year	Team	Total
1990	Miss. State	199,330
1996	LSU	226,805
1997	LSU	252,864
1998	LSU	232,597
1999	LSU	271,888
2000	LSU	286,874
2001	LSU	276,622
2002	LSU	271,159
2003	LSU	245.813
2004	LSU	265,255
2005	LSU	270,300
2006	LSU	263,534
2007	LSU	256,537
2008	LSU	311,187
2009	LSU	394,068
2010	LSU	394,900
2011	LSU	400,295
2012	LSU	472,931
2013	LSU	473,298#
2014	LSU	424,321
2015	LSU	421,171
2016	LSU	433,783
2017	LSU	418,291
2018	LSU	399,085
2019	LSU	425,377

* - Tied for position
\# - NCAA Record

SEC TOURNAMENT HISTORY

Champions

Year	Team	Site
1977	Ole Miss	Oxford, Miss.
1978	Auburn	Gainesville, Fla.
1979	Mississippi State	Starkville, Miss.
1980	Vanderbilt	Gainesville, Fla.
1981	Florida	Starkville, Miss.
1982	Florida	Gainesville, Fla.
1983	Alabama	Starkville, Miss.
1984	Florida	Gainesville, Fla.
1985	Mississippi State	Baton Rouge, La.
1986	LSU	Baton Rouge, La.
1987	Mississippi State	Athens, Ga.
1988	Florida	Starkville, Miss.
1989	Auburn	Gainesville, Fla.
1990*	LSU/Mississippi State	Hoover, Ala.
1991	Florida	Baton Rouge, La.
1992	LSU	New Orleans, La.
1993	Eastern - Tennessee	Columbia, S.C.
	Western - LSU	Baton Rouge, La.
1994	Eastern - Tennessee	Lexington, Ky.
	Western - LSU	Oxford, Miss.
1995	Eastern - Tennessee	Knoxville, Tenn.
	Western - Alabama	Starkville, Miss.
1996	Alabama	Hoover, Ala.
1997	Alabama	Columbus, Ga.
1998	Auburn	Hoover, Ala.
1999	Alabama	Hoover, Ala.
2000	LSU	Hoover, Ala.
2001	Mississippi State	Hoover, Ala.
2002	Alabama	Hoover, Ala.
2003	Alabama	Hoover, Ala.
2004	South Carolina	Hoover, Ala.
2005	Mississippi State	Hoover, Ala.
2006	Ole Miss	Hoover, Ala.
2007	Vanderbilt	Hoover, Ala.
2008	LSU	Hoover, Ala.
2009	LSU	Hoover, Ala.
2010	LSU	Hoover, Ala.
2011	Florida	Hoover, Ala.
2012	Mississippi State	Hoover, Ala.
2013	LSU	Hoover, Ala.
2014	LSU	Hoover, Ala.
2015	Florida	Hoover, Ala.
2016	Texas A&M	Hoover, Ala.
2017	LSU	Hoover, Ala.
2018	Ole Miss	Hoover, Ala.
2019	Vanderbilt	Hoover, Ala.

*LSU and Mississippi State were declared tournament co-champions when lightning and rain ended play in Game 11 with LSU leading 6-0 in the bottom of the fourth inning.

Most Valuable Player

Year	Player	Pos.	Team
1979	Mike Kelley	OF	Mississippi State
1980	Dave Nenad	DH	Vanderbilt
1981	Jeff Keener	P	Kentucky
1982	Rich Bombard	P	Florida
1983	David Magadan	1B	Alabama
1984	Alan Cockrell	OF	Tennessee
1985	Gene Morgan	P	Mississippi State
1986	Jeff Yurtin	3B	LSU
1987	Dan Paradoa	OF	Mississippi State
1988	Brian Reimsnyder	OF	Florida
1989	Roger Miller	C	Georgia
1990	Jon Harden	P	Mississippi State
1991	Herbert Perry	DH	Florida
	Brian Purvis	OF	Florida
1992	Andy Sheets	SS	LSU
1993	Eastern - Todd Helton	1B	Tennessee
	Western - Harry Berrios	OF	LSU
1994	Eastern - Todd Helton	1B	Tennessee
	Steve Soper	2B	Tennessee
	Western - Russ Johnson	SS	LSU
1995	Eastern - Todd Helton	1B	Tennessee
	Scott Vieira	3B	Tennessee
	Western - Rusty Loflin	OF	Alabama
1996	Joe Caruso	2B	Alabama
1997	David Tidwell	OF	Alabama
1998	Rodney Nye	1B	Arkansas
1999	G.W. Keller	OF	Alabama
2000	Wally Pontiff	IF	LSU
2001	Chris Young	P	Mississippi State
2002	Brent Boyd	1B	Alabama
2003	Beau Hearod	OF	Alabama
2004	Steven Tolleson	OF	South Carolina
	Kevin Melillo	INF	Sputh Carolina
2005	Jeff Butts	OF	Mississippi State
2006	Mark Wright	OF	Ole Miss
2007	Pedro Alvarez	3B	Vanderbilt
2008	Blake Dean	DH	LSU
2009	Mikie Mahtook	OF	LSU
2010	Austin Nola	SS	LSU
2011	Daniel Pigott	OF	Florida
2012	Adam Frazier	SS	Mississippi State
2013	Chris Cotton	P	LSU
2014	Tyler Moore	1B	LSU
2015	J.J. Schwarz	C/DH	Florida
2016	Nick Banks	OF	Texas A&M
2017	Chad Spanberger	1B	Arkansas
2018	Nick Fortes	C	Ole Miss
2019	JJ Bleday	OF	Vanderbilt

All-Time Standings

Team	App.	W-L	Pct.	Tourney Titles
LSU	34	88-44	.667	12
Texas A&M	7	12-9	.571	1
Vanderbilt	24	51-37	.580	3
Miss. State	34	66-55	.545	7
Alabama	28	48-44	.522	7
Florida	39	68-65	.511	4
Tennessee	16	25-25	.500	3
Ole Miss	24	41-41	.500	6
Arkansas	24	34-42	.447	0
Auburn	27	35-50	.412	3
Georgia	25	30-46	.395	0
Kentucky	21	22-36	.379	0
South Carolina	27	29-49	.372	1
Missouri	6	2-8	.200	0

Largest Tournament Average Attendance

	Year	Site	Total	Games	Average
1.	2010	Hoover, Ala.	126,071	13	9,698
2.	2019	Hoover, Ala.	162,699	17	9,571
3.	2003	Hoover, Ala.	122,393	13	9,415
4.	2014	Hoover, Ala.	120,386	17	7,082
5.	2008	Hoover, Ala.	124,139	14	8,867
6.	2016	Hoover, Ala.	150,064	17	8,801
7.	2005	Hoover, Ala.	119,580	14	8,541
8.	2018	Hoover, Ala.	144,086	17	8,476
9.	2002	Hoover, Ala.	124,440	15	8,296
10.	2013	Hoover, Ala.	134,496	17	7,912

Largest Tournament Single Game/Session Attendance

	Attendance	Date	Game(s)
1.	16,165	May 23, 1999	Alabama 9, Arkansas 3
2.	14,427	May 23, 2003	AU 7, AU 5 / LSU 7, MSU 2
3.	14,390	May 13, 1998	Auburn 11, Alabama 8
4.	14,294	May 24, 2019	OM 3, AR 2 / LSU 12, MSU 2
5.	14,126	May 27, 2018	Ole Miss 9, LSU 1
6.	13,902	May 22, 2019	VU 11, AU 1 / MSU 6, LSU 5
7.	13,821	May 28, 2016	TAMU 12, UM 8 / UF 1, LSU 0
8.	13,448	May 25, 2016	MSU 4, UA 1 / LSU 5, UF 3
9.	*13,367	May 26, 2002	Alabama 6, South Carolina 2
10.	13,327	May 30, 2010	LSU 4, Alabama 3
11.	*13,128	May 28, 2017	LSU 4, Arkansas 2
12.	12,838	May 24, 2006	LSU 4, UA 3 / UM 9, AR 4
13.	12,872	May 25, 2019	OM 5, UGA 3 / VU 13, LSU 4
14.	12,673	May 24, 2003	Alabama 13, Auburn 3
15.	12,673	May 24, 2003	LSU 17, Miss. State 5

SEC ALL-TOURNAMENT TEAMS

1978
1B Dom Fucci, Auburn
2B J.B. Brown, Auburn
SS Bubba Kizer, Georgia
3B John McDonald, Miss. State
C Russ Aldrich, Miss. State
OF Del Bender, Miss. State
OF Jim Watkins, Florida
OF Bubba Chrismer, Georgia
P Jack Lazorko, Miss. State
P Perry Cliburn, Miss. State
DH Bo Fucci, Auburn

1979
1B Tim Weisheim, Miss. State
2B Chuck Long, Florida
SS Larry Hall, Florida
3B Bobby Mariano, LSU
C John McDonald, Miss. State
OF Mike Kelley, Miss. State
OF Bob Kocol, Miss. State
OF Jim Watkins, Florida
UT Steve Bollman, LSU
P Kerry Kellogg, Florida
P Ken Kurtz, Miss. State
DH Tony Stevens, Florida

Most Valuable Player
Mike Kelley, Miss. State

1980
1B Mike Pike, Vanderbilt
2B Charles DeFrance, Vanderbilt
SS Larry Simcox, Ole Miss
3B Bill Hench, Vanderbilt
C Scott Madison, Vanderbilt
OF Johnny Tutt, Auburn
OF Jerry Williams, Vanderbilt
OF Pat Pomeranz, Ole Miss
OF Darrell Wilkes, Auburn
UT John Metasavage, Auburn
P Jeff Calhoun, Ole Miss
P Dan Jahnke, Vanderbilt
DH Dave Nenad, Vanderbilt

Most Valuable Player
Dave Nenad, Vanderbilt

1981
1B Dave Falcone, Florida
2B Danny Potosky, Kentucky
SS Steve Lombardozzi, Florida
3B Lou Sottile, Miss. State
C Greg Ryle, Kentucky
OF Mark Gillaspie, Miss. State
OF Glenn Carpenter, Florida
OF Mike Botkin, Kentucky
UT Mike Henley, Florida
UT Dave Klipstein, Miss. State
P Jeff Keener, Kentucky
P Don Mundie, Miss. State
P Randy O'Neil, Florida

Most Valuable Player
Jeff Keener, Kentucky

1982
1B Javier Ortiz, Florida
2B Kirk Hanson, Ole Miss
SS David Clements, Ole Miss
3B David Magadan, Alabama
C Mike Stanley, Florida
OF Guy Summerlin, Ole Miss
OF Greg Geren, Tennessee
OF Curt Cornwell, Tennessee
OF Steve Ford, Florida
UT Dean Eichelberger, Tennessee
P Bryan Farmer, Ole Miss
P Teddy Carson, Tennessee
P Rich Bombard, Florida
DH Rusty Ensor, Tennessee

Most Valuable Player
Rich Bombard, Florida

1983
1B David Magadan, Alabama
2B Pete White, Miss. State
SS Bob Parker, Miss. State
3B Brett Elbin, Alabama
C Frank Vellaggia, Alabama
OF Rafael Palmeiro, Miss. State
OF Alan Cockrell, Tennessee
OF Curt Cornwell, Tennessee
P Tim Meacham, Alabama
P Jeff Brantley, Miss. State
DH Dean Eichelberger, Tennessee

Most Valuable Player
David Magadan, Alabama

1984
1B Mike Pitisci, Alabama
2B Bruce Crabbe, Florida
SS Bob Parker, Miss. State
3B Mike Stanley, Florida
C Frank Vellaggia, Alabama
OF Scott Ruskin, Florida
OF Tom Stamps, Tennessee
OF Dee Smithey, Alabama
UT Ted McClendon, Alabama
P Clay Daniel, Florida
P Jeff Fischer, Florida
DH Bobby Thigpen, Miss. State

Most Valuable Player
Alan Cockrell, Tennessee

1985
1B Mike Stanley, Florida
2B Gator Thiesen, Miss. State
SS Jeff Reboulet, LSU
3B John Scott, Miss. State
C Roark McDonald, Miss. State
OF Bobby Thigpen, Miss. State
OF Dan Van Cleve, Miss. State
OF Ron Wenrich, Georgia
P Jeff Brantley, Miss. State
P Gene Morgan, Miss. State
UT Tim Touma, Florida

Most Valuable Player
Gene Morgan, Miss. State

1986
1B Pete Freeman, Georgia
2B Mike Qualls, Alabama
SS Jimmy Harrell, Georgia
3B Jeff Yurtin, LSU
C Doug Duke, Alabama
OF Joey Belle, LSU
OF Mike Papajohn, LSU
OF Trey Gainous, Auburn
UT Pat Bailey, Auburn
P Cris Carpenter, Georgia
P Barry Manuel, LSU

Most Valuable Player
Jeff Yurtin, LSU

1987
1B John Mitchell, Miss. State
2B Terry Shumpert, Kentucky
SS Dave Cunningham, LSU
3B Kevin Henry, Auburn
C Craig Faulkner, LSU
OF Trey Gainous, Auburn
OF Jody Hurst, Miss. State
OF Dan Paradoa, Miss. State
DH Richie Grayum, Miss. State
P Derek Lilliquist, Georgia
P Terry Ellis, Miss. State

Most Valuable Player
Dan Paradoa, Miss. State

1988
1B Tommy Raffo, Miss. State
2B Vince Castaldo, Kentucky
SS Brad Hildreth, Miss. State
3B Darin Rieman, Kentucky
C Barry Winford, Miss. State
OF Brian Reimsnyder, Florida
OF Rich Vasquez, LSU
OF Bruce Chick, Georgia
DH Mario Linares, Florida
P Jeff Gidcumb, Florida
P Mark Lipson, Georgia

Most Valuable Player
Brian Reimsnyder, Florida

1989
1B Frank Thomas, Auburn
2B Jeff Leatherman, Auburn
SS J.R. Showalter, Georgia
3B Jeff Cooper, Georgia
C Roger Miller, Georgia
OF Clark Preble, Auburn
OF Chris Hart, Auburn
OF Bruce Chick, Georgia
DH Brian Jester, Georgia
P Dave Fleming, Georgia
P Tommy Youngblood, Auburn

Most Valuable Player
Roger Miller, Georgia

1990
1B Tommy Raffo, Miss. State
2B Scott Mitchell, Miss. State
SS Scott Bethea, LSU
3B Burke Masters, Miss. State
C Jeff Martin, Vanderbilt
OF Ron Lim, LSU
OF David Mitchell, Miss. State
OF Wes Grisham, LSU
DH Todd Muckerheide, Vanderbilt
P Jon Harden, Miss. State
P Chad Ogea, LSU
P Bobby Reed, Miss. State

Most Valuable Player
Jon Harden, Miss. State

1991
1B Brent Killen, Florida
2B Paul Petrulis, Miss. State
SS Kevin Polcovich, Florida
3B Chuck Daniel, Miss. State
C Mario Linares, Florida
OF Brian Duva, Florida
OF Brian Purvis, Florida
OF Chris Moock, LSU
DH Herbert Perry, Florida
P B.J. Wallace, Miss. State
P John Pricher, Florida

Most Valuable Players
Herbert Perry, Florida
Brian Purvis, Florida

1992
1B Brent Killen, Florida
2B Todd Walker, LSU
SS Andy Sheets, LSU
3B Burke Cromer, S. Carolina
C Scott Epps, Arkansas
OF David Majeski, Florida
OF Chris Moock, LSU
OF Jerry Shepherd, S. Carolina
DH Mike Neal, LSU
P Lloyd Peever, LSU
P Ronnie Rantz, LSU

Most Valuable Player
Andy Sheets, LSU

1993

Eastern Division
1B Todd Helton, Tennessee
2B Nick Morrow, Vanderbilt
SS Jeff Michael, Kentucky
3B Terry Weaver, Georgia
C James Northeimer, Tennessee
OF Matt Bragga, Kentucky
OF Rodney Close, Georgia
OF Tom Thaemert, Kentucky
DH Bard Hindersman, Kentucky
P Alex Barylak, Georgia
P Jason Carruth, Tennessee

Most Valuable Player
Todd Helton, Tennessee

SEC ALL-TOURNAMENT TEAMS

Western Division
1B Brian Alyea, Auburn
2B John Futrell, Ole Miss
SS Russ Johnson, LSU
3B Jason Williams, LSU
C Mitch Duke, Auburn
OF Harry Berrios, LSU
OF Mike Neal, LSU
OF Ricky Joe Redd, Miss. State
DH Steve Hegan, Miss. State
P Gary Rath, Miss. State
P Will Hunt, LSU

Most Valuable Player
Harry Berrios, LSU

1994

Eastern Division
1B Todd Helton, Tennessee
2B Steve Soper, Tennessee
3B Boomer Whipple, Vanderbilt
SS Allan Parker, Tennessee
C James Northeimer, Tennessee
C Stephen Wix, Vanderbilt
OF Jeff Abbott, Kentucky
OF Nick Morrow, Vanderbilt
OF Craig Sands, Vanderbilt
DH Travis Hawkins, Georgia
P Chris Ciaccio, Georgia
P R. A. Dickey, Tennessee

Most Valuable Players
Todd Helton, Tennessee
Steve Soper, Tennessee

Western Division
1B Kenderick Moore, Arkansas
2B Mark Bellhorn, Auburn
3B Shawn McNally, Auburn
SS Russ Johnson, LSU
C Jeff Robinson, Ole Miss
OF Kevin Ainsworth, LSU
OF Ricky Joe Redd, Miss. State
OF Frank Sanders, Auburn
DH Brad Wilson, LSU
P John Powell, Auburn
P Ryan Hala, Auburn

Most Valuable Player
Russ Johnson, LSU

1995

Eastern Division
B Todd Helton, Tennessee
2B Ed Lewis, Tennessee
3B Scott Vieira, Tennessee
SS Pete Arenas, Georgia
C Todd Young, Kentucky
OF Josh Paul, Vanderbilt
OF Chad Green, Kentucky
OF Scott Schroeffel, Tennessee
DH Ryan Brown, Vanderbilt
P Ryan Meyers, Tennessee
P Scott Schroeffel, Tennessee

Co-Most Valuable Players
Todd Helton, Tennessee
Scott Vieira, Tennessee

Western Division
1B Chris Moller, Alabama
2B Warren Morris, LSU
3B Nathan Dunn, LSU
SS Mark Bellhorn, Auburn
C David Skeels, Arkansas
OF Kendrick Moore, Arkansas
OF Rusty Loflin, Alabama
OF Chad Cooley, LSU
DH Eddy Furniss, LSU
P Neal Lamb, Alabama
P Matt Carnes, Arkansas
P Eric DuBose, Miss. State

Most Valuable Player
Rusty Loflin, Alabama

1996

1B Chuck Hazzard, Florida
2B Joe Caruso, Alabama
3B Travis Hayes, Kentucky
SS Brad Freeman, Miss. State
C Eric Castaldo, Florida
OF Chad Green, Kentucky
OF Doug Hall, Alabama
OF Dustan Mohr, Alabama
DH Chris Moller, Alabama
P R.A. Dickey, Tennessee
P Eddie Yarnall, LSU

Most Valuable Player
Joe Caruso, Alabama

1997

1B Robbie Tucker, Alabama
2B Blair Barbier, LSU
3B Andy Phillips, Alabama
SS Brandon Larson, LSU
C Matt Frick, Alabama
OF David Tidwell, Alabama
OF Dustan Mohr, Alabama
OF Danny Higgins, LSU
DH Brad Wilkerson, Florida
P Jarrod Kingrey, Alabama
P Kevin Knorst, Alabama

Most Valuable Player
David Tidwell, Alabama

1998

1B Rodney Nye, Arkansas
2B Heath Kelly, Auburn
3B Chad Wandall, Auburn
SS Joe Jester, Arkansas
C Brent Caldwell, Arkansas
OF Jack Welsh, Arkansas
OF Drew Bounds, Alabama
OF Hayden Gliemmo, Auburn
DH Jayson Cox, Alabama
P Randy Keisler, LSU
P Jarrod Kingrey, Alabama

Most Valuable Player
Rodney Nye, Arkansas

1999

1B Jeremy Brown, Alabama
2B Mark Burnett, Arkansas
3B Rodney Nye, Arkansas
SS Joe Jester, Arkansas
C Kelley Gulledge, Alabama
OF Mailon Kent, Auburn
OF G.W. Keller, Alabama
OF Jamie Rock, Miss. State
DH Travis Chapman, Miss. State
P Dan McShea, Ole Miss
P Tanner Brock, Miss. State

Most Valuable Player
G.W. Keller, Alabama

2000

1B Brad Hawpe, LSU
2B Sam Bozanich, Alabama
3B Blair Barbier, LSU
SS Drew Meyer, South Carolina
C Kelley Gulledge, Alabama
OF Wally Pontiff, LSU
OF Cedrick Harris, LSU
OF Tim Olson, Florida
DH Kurt Keene, Florida
P Mike Smalley, Florida
P Brian Tallet, LSU

Most Valuable Player
Wally Pontiff, LSU

2001

C Matt Heath, LSU
1B Josh Christian, Ole Miss
2B Bryon Jeffcoat, South Carolina
3B Lance Jones, Ole Miss
SS Chris Burke, Tennessee
OF Michael Floyd, South Carolina
OF Todd Linden, LSU
OF Josh West, Mississippi State
DH Jon Knott, Mississippi State
P Chris Young, Mississippi State
P Brandon Medders, Mississippi State

Most Valuable Player
Chris Young, Mississippi State

2002

C Cody Clark, Arkansas
1B Brent Boyd, Alabama
2B Pete Stonard, Alabama
3B Pat Osborn, Florida
SS Drew Meyer, South Carolina
OF Ben Harrison, Florida
OF Matt Heath, LSU
OF Steve Thomas, South Carolina
DH Ryan Shealy, Florida
P Jeff Norris, Alabama
P Gary Bell, South Carolina

Most Valuable Player
Brent Boyd, Alabama

2003

C Bobby Huddleston, Auburn
1B Zac Welch, Alabama
2B Thomas Berkery, Mississippi State
3B Steve Gendron, Mississippi State
SS Aaron Hill, LSU
OF Beau Hearod, Alabama
OF Javon Moran , Auburn
OF Nick Pitts, Arkansas
DH Adam Pavkovich, Alabama
P Jaime Gan, Mississippi State
P Arnold Hughey, Auburn

Most Valuable Player
Beau Hearod, Alabama

2004

P Jeremy Sowers, Vanderbilt
P Connor Falkenbach, Florida
C Jonathan Douillard, Vanderbilt
1B C.J. Smith, Florida
2B Warner Jones, Vanderbilt
3B Jonathan Tucker, Florida
SS Ryan Klosterman, Vanderbilt
OF Jake Dugger, Arkansas
OF Eli Iorg, Tennessee
OF Brendan Winn, South Carolina
DH Cesar Nicolas, Vanderbilt

Co-Most Valuable Players
Steven Tolleson/Kevin Melillo, South Carolina

2005

P Mark Holliman, Ole Miss
P Todd Doolittle, Mississippi State
C J.P. Arencibia, Tennessee
1B Matt LaPorta, Florida
2B Jeffrey Rea, Mississippi State
3B Neil Giesler, South Carolina
SS Zack Cozart, Ole Miss
OF Brian Pettway, Ole Miss
OF Jeff Butts, Mississippi State
OF Jeff Corsaletti, Florida
DH Justin Henry, Ole Miss

Most Valuable Player
Jeff Butts, Mississippi State

2006

P Wade LeBlanc, Alabama
P Mike Cisco, South Carolina
C Jason Jacobs, Georgia
1B C.J. Ketchum, Ole Miss
2B Justin Henry, Ole Miss
3B Pedro Alvarez, Vanderbilt
SS Ryan Flaherty, Vanderbilt
OF Dominic de la Osa, Vanderbilt
OF Mark Wright, Ole Miss
OF Alex Presley, Ole Miss
DH Shea Robin, Vanderbilt

Most Valuable Player
Mark Wright, Ole Miss

2007

P Jess Todd, Arkansas
P Nick Schmidt, Arkansas
C Shea Robin, Vanderbilt
1B Danny Hamblin, Arkansas
2B Tony Delmonico, Tennessee
3B Pedro Alvarez, Vanderbilt
SS Ryan Flaherty, Vanderbilt
OF Dominic de la Osa, Vanderbilt
OF Casey Coon, Arkansas
OF Justin Henry, Ole Miss
DH Jeff Lockwood, Tennessee

Most Valuable Player
Pedro Alvarez, Vanderbilt

SEC ALL-TOURNAMENT TEAMS

2008
P Lance Lynn, Ole Miss
P Blake Martin, LSU ; Austin Hyatt, Alabama
C Alex Avila, Alabama
1B Matt Clark, LSU; Andrew Giobbi, Vanderbilt
2B Ryan Schimph, LSU
3B Chris McClendon, Kentucky
SS Ryan Flaherty, Vanderbilt
OF Michael Guerrero, Ole Miss
OF Jordan Henry, Ole Miss
OF Kent Matthes, UA; Sawyer Carroll, UK
DH Blake Dean, LSU

Most Valuable Player
Blake Dean, LSU

2009
P Mike Minor, Vanderbilt
P Daniel Bradshaw, LSU
C Andrew Giobbi, Vanderbilt
1B Preston Tucker, Florida
2B Bo Bigham, Arkansas
3B Zack Cox, Arkansas
SS Austin Nola, LSU; Ben Tschepikow, Arkansas
OF Mikie Mahtook, LSU
OF Jonathan Pigott, Florida
OF Steven Liddle, Vanderbilt
DH Blake Dean, LSU

Most Valuable Player
Mikie Mahtook, LSU

2010
P Ben Alsup, LSU
P Jimmy Nelson, Alabama
DH Aaron Westlake, Vanderbilt
1B Blake Dean, LSU
SS Austin Nola, LSU
C Brock Bennett, Alabama
2B Tyler Hanover, LSU
3B Jake Smith, Alabama
OF Matt den Dekker, Florida
OF Mikie Mahtook, LSU
OF Taylor Hashman, Ole Miss

Most Valuable Player
Austin Nola, LSU

2011
P Hudson Randall, Florida
P Sonny Gray, Vanderbilt
P Michael Roth, S. Carolina
P Michael Palazzone, Georgia
DH Conrad Gregor, Vanderbilt
1B Aaron Westlake, Vanderbilt
SS Nolan Fontana, Florida
C James McCann, Arkansas
2B Riley Reynolds, Vanderbilt
3B Jason Esposito, Vanderbilt
OF Kyle Robinson, Arkansas
OF Daniel Pigott, Florida

Most Valuable Player
Daniel Pigott, Florida

2012
P Brian Johnson, Florida
P Jonathan Holder, Mississippi State
C Spencer Navin, Vanderbilt
1B Matt Snyder, Ole Miss
2B Casey Turgeon, Florida
3B Thomas McCarthy, Kentucky
SS Adam Frazier, Mississippi State
OF Connor Harrell, Vanderbilt; Mike Yastrzemski, Vanderbilt
OF Mason Katz, LSU; Justin Shafer, Florida
OF Demarcus Henderson, Mississippi State
DH Brian Johnson, Florida

Most Valuable Player
Adam Frazier, Mississippi State

2013
P Tyler Beede, Vanderbilt; Daniel Mengden, Texas A&M
P Ryne Stanek, Arkansas; Chris Cotton, LSU
C Stuart Turner, Ole Miss
1B Conrad Gregor, Vanderbilt
2B Tony Kemp, Vanderbilt
3B Christian Ibarra, LSU
SS Adam Frazier, Mississippi State
OF Connor Harrell, Vanderbilt; Hunter Renfroe, MSU
OF Tyler Spoon, Arkansas; Jared Foster, LSU
OF Matt Vinson, Arkansas
DH Sean McMullen, LSU; Zander Wiel, Vanderbilt

Most Valuable Player
Chris Cotton, LSU

2014
P Jared Poche, LSU
P Karsten Whitson, Florida
C Kade Scivicque, LSU; Gavin Collins, Mississippi State
1B Tyler Moore, LSU
2B Conner Hale, LSU
3B Josh Tobias, Florida; Austin Anderson, Ole Miss
SS Alex Bregman, LSU
OF Harrison Bader, Florida
OF Mark Laird, LSU
OF C.T. Bradford, Mississippi State
DH Sean McMullen, LSU

Most Valuable Player
Tyler Moore, LSU

2015
SP A.J. Puk, Florida
SP Matt Kent, Texas A&M
RP Taylor Lewis, Florida
C/DH J.J. Schwarz, Florida
1B Zander Wiel, Vanderbilt/Peter Alonso, Florida
2B Jared Foster, LSU
3B Will Toffey, Vanderbilt
SS Dansby Swanson, Vanderbilt
OF Jeren Kendall, Vanderbilt
OF Bryan Reynolds, Vanderbilt
OF Trey Harris, Missouri
OF Buddy Reed, Florida

Most Valuable Player
J.J. Schwarz, Florida

2016
P Scott Moss, Florida
P Brigham Hill, Texas A&M
P Zac Houston, Mississippi State
C Henri Lartigue, Ole Miss
DH Jonathan Moroney, Texas A&M
1B JJ Schwarz, Florida
2B Ryne Birk, Texas A&M
3B Colby Bortles, Ole Miss
SS Austin Homan, Texas A&M
OF Nick Banks, Texas A&M
OF J.B. Woodman, Ole Miss
OF Bryan Reynolds, Vanderbilt

Most Valuable Player
Nick Banks, Texas A&M

2017
P Alex Lange, LSU
P Kacey Murphy, Arkansas
C Blake Logan, Auburn
DH Luke Bonfield, Arkansas
1B Chad Spanberger, Arkansas
2B Cole Freeman, LSU
3B Jonah Bride, South Carolina
SS Kramer Robertson, LSU
OF Greg Deichmann, LSU
OF Antoine Duplantis, LSU
OF Carlos Cortes, South Carolina

Most Valuable Player
Chad Spanberger, Arkansas

2018
P John Doxakis, Texas A&M
P Todd Peterson, LSU
C Nick Fortes, Ole Miss
DH Edouard Julien, Auburn
1B Chris Andritsos, Texas A&M
2B Michael Helman, Texas A&M
3B Casey Martin, Arkansas
SS LT Tolbert, South Carolina
OF Antoine Duplantis, LSU
OF Will Golsan, Ole Miss
OF Thomas Dillard, Ole Miss*
OF Jay Estes, Auburn*

Most Valuable Player
Nick Fortes, Ole Miss

2019
P John Doxakis, Texas A&M
P Parker Caracci, Ole Miss
C Saul Garza, LSU
DH Matt Goodheart, Arkansas
1B Tanner Allen, Mississippi State
2B Brandt Broussard, LSU
3B Edouard Julien, Auburn
SS Josh Smith, LSU
OF JJ Bleday, Vanderbilt
OF Thomas Dillard, Ole Miss
OF Pat DeMarco, Vanderbilt

Most Valuable Player
JJ Bleday, Vanderbilt

*Denotes tie

SEC TOURNAMENT RESULTS

1977
Oxford, Miss. • Swayze Field • May 13-16

May 13, 1977, Game 1, Florida 3, Miss. State 1
Mississippi State .....010 000 000 - 1 4 2
Florida .....000 003 00X - 3 7 2
WP-Ross Baumgarten (8-3) LP-Jack Lazorko T-2:12 A-1800

May 13, 1977, Game 2, Vanderbilt 9, Ole Miss 7
Ole Miss.....000 000 000 - 7 12 1
Vanderbilt .....000 000 00X - 9 12 2
WP-Rory Ferrell (5-2) LP-Scott Sanderson HR UM – Mike Templeton 2

May 14, 1977, Game 3, Miss. State 15, Vanderbilt 2
Vanderbilt .....000 000 000 - 2 4 6
Mississippi State .....000 000 00X - 15 17 4
WP-Gary Willoughby LP-Rickey Kittrell

May 14, 1977, Game 4, Florida 5, Ole Miss 4
Florida .....001 010 002 - 5 11 2
Ole Miss.....001 210 000 - 4 8 5
WP-John Stamper (5-3) LP-Rory Ferrell (5-3) T-2:30 A-2500 HR UM – Mike Templeton

May 15, 1977, Game 5, Ole Miss 11, Miss. State 3
Ole Miss.....000 000 000 - 11 15 0
Mississippi State .....000 000 000 - 3 8 0
WP-Rich Zibilich LP-Buddy Maher HR UM – Mike Templeton

May 15, 1977, Game 6, Ole Miss 7, Florida 6
Ole Miss.....000 020 050 - 7 10 1
Florida .....012 020 001 - 6 14 1
WP-Jay Purvis (5-1) LP-Billy Abell (6-2) T-2:53 A-2800

May 16, 1977, Game 7, Ole Miss 7, Florida 4
Ole Miss.....300 100 021 - 7 10 1
Florida .....200 002 000 - 4 6 0
WP-Jeff Calhoun LP-Ross Baumgarten (8-4) T-2:13 A-3000 HR UM – Mike Templeton 2, Mike Pomeranz HR UF - Adeimy

1978
Gainesville, Fla. • Perry Field • May 12-15

May 12, 1978, Game 1, Auburn 8, Georgia 7
Georgia .....002 000 400 010 - 7 10 2
Auburn .....001 000 005 011 - 8 8 3
WP-Phil Deriso (6-3) LP-Gene Richie (2-4) T-3:50 A-423 HR AU – Steve Montgomery

May 12, 1978, Game 2, Miss State 8, Florida 3
Mississippi State .....040 020 002 - 8 11 0
Florida .....300 000 000 - 3 7 4
WP-Jack Lazorko (8-1) LP-Pete Teixeira (8-4) T-2:40 A-2178

May 13, 1978, Game 3, Georgia 7, Florida 2
Georgia .....100 002 040 - 7 11 1
Florida .....000 000 200 - 2 6 0
WP-Peyton Mosher (3-2) Save-Ken Raburn LP-Ron Crum (8-1) T-2:55 A-936 HR UG – Don Clatterbuck, Bubba Chrismer

May 13, 1978, Game 4, Auburn 10, Miss. State 7
Auburn .....400 420 000 - 10 14 2
Mississippi State .....112 110 001 - 7 8 0
WP-Mark Shiflett (6-2) LP-Don Robinson (6-3) T-2:55 A-527 HR AU – Dom Fucci HR MSU - Del Bender 2

May 14, 1978, Game 5, Miss. State 9, Georgia 3
Georgia .....200 100 000 - 3 7 1
Mississippi State .....002 006 10X - 9 11 2
WP-Buddy Maher (7-4) LP-Chris DiLorenzo (4-5) T-2:35 A-312 HR UG – Bubba Chrismer

May 14, 1978, Game 6, Miss. State 3, Auburn 2
Mississippi State .....000 002 010 - 3 7 2
Auburn .....020 000 000 - 2 7 1
WP-Perry Cliburn (4-2) LP-Bill Latham (3-6) T-2:11 A-357 HR MSU – Del Bender

May 15, 1978, Game 7, Auburn 8, Miss. State 5
Mississippi State .....003 101 000 - 5 9 3
Auburn .....041 001 20X - 8 11 2
WP-Scott Roney (7-4) LP-Don Robinson (6-4) T-2:40 A-437 HR AU – Dan Weingarten, Dom Fucci

1979
Starkville, Miss. • Dudy Noble Field • May 11-13

May 11, 1979, Game 1, LSU 5, Florida 2
LSU .....200 000 102 - 5 10 0
Florida .....011 000 000 - 2 8 2
WP-Mike Alvarez (9-2) Save-Paul Gregory(5) LP-Chuck Dale (7-4) T-2:28 A-1314

May 11, 1979, Game 2, Miss. State 6, Kentucky 5
Kentucky.....000 003 200 - 5 8 2
Mississippi State .....010 020 30X - 6 10 1
WP-Ken Kurtz (10-1) LP-Joe Georger (12-2) T-2:31 A-4628

May 13, 1979, Game 3, Florida 7, Kentucky 1
Florida .....400 200 100 - 7 8 1
Kentucky.....000 100 000 - 1 6 1
WP-Pete Teixeira (8-4) LP-Kevin O'Connor (4-2) T-2:45 A-1544 HR UF – David Banes (2)

May 13, 1979, Game 4, Miss. State 12, LSU 5
Mississippi State .....223 000 005 - 12 16 3
LSU .....000 001 103 - 5 5 3
WP-Don Mundie (9-0) LP-Mike Lloyd (5-7) T-3:01 A-5112 HR LS – Bobby Mariano (5)

May 14, 1979, Game 5, Florida 5, LSU 1
LSU .....100 000 000 - 1 3 0
Florida .....101 100 20X - 5 11 2
WP-Kerry Kellogg (8-2) LP-Kevin Karcher (5-1) T-2:40 A-625

May 14, 1979, Game 6, Miss. State 12, Florida 11
Florida .....002 000 450 - 11 11 4
Mississippi State .....301 103 13X - 12 13 1
WP-Bryan Hardwick (3-3) LP-Mike Grant (6-4) T-3:18 A-4043 HR MS – Rick Dixon (7)

1980
Gainesville, Fla. • Perry Field • May 9-11

May 9, 1980, Game 1, Auburn 3, Vanderbilt 2
Vanderbilt .....000 000 200 - 2 4 1
Auburn .....002 000 001 - 3 9 1
WP-Mark Shiflett (9-5) LP-David Nenad (6-5) T-2:31 A-556

May 10, 1980, Game 2, Ole Miss 3, Florida 2
Ole Miss.....100 001 100 - 3 8 0
Florida .....010 000 100 - 2 6 1
WP-Jeff Calhoun (5-2) LP-Larry Mikesell (10-3) T-2:35 A-2915 HR UF – Dave Falcone (10)

May 11, 1980, Game 3, Vanderbilt 11, Florida 7
Florida .....130 000 102 - 7 12 0
Vanderbilt .....400 040 21X - 11 13 1
WP-Barry Ralston (6-2) Save-John Yanello(4) LP-Mike McClellan (5-1) T-3:22 A-1153

May 11, 1980, Game 4, Auburn 7, Ole Miss 4
Auburn .....000 130 021 - 7 6 2
Ole Miss.....010 100 002 - 4 7 2
WP-Phil Constan (5-0) LP-Johnny Adams (2-3) T-2:37 A-388

May 12, 1980, Game 5, Vanderbilt 21, Ole Miss 0
Vanderbilt .....101 121 537 - 21 24 1
Ole Miss.....000 000 000 - 0 5 2
WP-Don Jahnke (5-4) LP-Russ Davis (2-4) T-3:13 A-210

May 12, 1980, Game 6, Vanderbilt 16, Auburn 3
Auburn .....000 300 000 - 3 4 6
Vanderbilt .....004 007 23X - 16 15 3
WP-Gary Burns (6-3) LP-David Wyatt (1-2) T-2:53 A-326 HR VU – Jerry Williams (3)

May 13, 1980, Game 7, Vanderbilt 13, Auburn 0
Vanderbilt .....001 210 081 - 13 15 0
Auburn .....000 000 000 - 0 6 1
WP-David Nenad (7-5) LP-Phil Deriso (4-7) T-3:00 A-208

1981
Starkville, Miss. • Dudy Noble Field • May 15-17

May 15, 1981, Game 1, Florida 3, Alabama 2
Alabama .....011 000 000 - 2 10 0
Florida .....100 200 00X - 3 7 0
WP-Larry Mikesell (10-2) LP-Vince Barrentine (10-4) T-2:17 A-938 HR UF – Jim Yonker (10)

May 15, 1981, Game 2, Miss. State 3, Kentucky 2
Kentucky.....010 100 000 - 2 7 0
Mississippi State .....100 100 10X - 3 6 0
WP-Don Mundie (12-4) LP-Scott Tockstein (3-2) T-2:38 A-6513 HR MS – Lou Sottile (3)

May 16, 1981, Game 3, Kentucky 3, Alabama 2
Alabama .....010 100 000 - 2 6 1
Kentucky.....011 001 00X - 3 8 4
WP-Mark Martin (5-4) Save-Jeff Keener(4) LP-Bryan Kelly (6-2) T-2:40 A-1442

May 16, 1981, Game 4, Florida 8, Miss. State 3
Mississippi State .....001 101 000 - 3 8 1
Florida .....025 000 01X - 8 13 2
WP-Randy O'Neal (7-3) LP-Steve Susce (10-4) T-2:25 A-5251 HR MS – Mark Gillaspie (18) HR UF – Craig McGraw (6)

May 17, 1981, Game 5, Kentucky 3, Miss. State 2
Mississippi State .....000 000 020 - 2 4 1
Kentucky.....000 000 012 - 3 8 2
WP-Jeff Keener (13-1) LP-Steve D'Ercole (7-2) T-2:56 A-5111 HR MS – Bruce Castoria (28) HR UK – Tim Luginbuhl (2)

May 18, 1981, Game 6, Florida 11, Kentucky 5
Florida .....201 202 004 - 11 16 1
Kentucky.....200 300 000 - 5 13 4
WP-Rich Bombard (8-2) LP-Bob Silvanik (1-1) T-2:54 A-461 HR UF – Dave Falcone (18), Steve Floyd (2) HR UK – Jeff Shartzer (15)

1982

Gainesville, Fla. • Perry Field • May 14-16

May 14, 1982, Game 1, Ole Miss 10, Tennessee 4
Tennessee .....000 040 000 - 4 10 1
Ole Miss.....230 100 31X - 10 14 1
WP-Bryan Farmer (7-4) LP-Ted Carson (9-3) T-2:30 A-489 HR UT – Rusty Ensor HR UM – Kirk Hanson

May 14, 1982, Game 2, Florida 7, Alabama 3
Alabama .....000 012 000 - 3 9 3
Florida .....032 101 00X - 7 9 0
WP-Rich Bombard (10-5) LP-Craig Antush (5-2) T-3:10 A-2523

May 15, 1982, Game 3, Tennessee 7, Alabama 6
Alabama .....020 000 211 - 6 11 3
Tennessee .....004 000 003 - 7 7 3
WP-Ted Carson (10-3) LP-Pete Ferrer (3-2) T-2:38 A-310

May 15, 1982, Game 4, Florida 8, Ole Miss 7
Ole Miss.....020 010 103 - 7 9 2
Florida .....010 015 01X - 8 10 3
WP-Nick Krsnich (8-3) LP-Laddie Renfro (6-1) T-2:29 A-2662 HR UM – Guy Summerlin, Les Smith HR – UF Javier Ortiz 2

May 16, 1982, Game 5, Tennessee 12, Ole Miss 11
Ole Miss.....000 430 220 - 11 16 1
Tennessee .....001 120 143 - 12 18 1
WP-Ted Carson (11-3) LP-Ramie Ford T-3:07 A-354 HR UT – Mike Wise

May 16, 1982, Game 6, Tennessee 10, Florida 7
Florida .....000 300 031 - 7 4 6
Tennessee .....030 501 10X - 10 9 4
WP-David Chennault (3-3) Save-Ted Carson LP-Dean Naylor (2-4) T-3:04 A-2917 HR UT – Greg Geren, Tracy Hamilton

May 17, 1982, Game 7, Florida 9, Tennessee 3
Tennessee .....000 020 001 - 3 10 4
Florida .....323 010 00X - 9 10 0
WP-Rich Bombard (11-5) LP-Mitch Sims (1-1) T-2:45 A-3058

1983

Starkville, Miss. • Dudy Noble Field • May 13-15

May 13, 1983, Game 1, Alabama 15, Florida 2
Alabama .....513 102 003 - 15 17 0 (38-9)
Florida .....100 000 010 - 2 10 3 (38-13)
WP-Dean Hayes (10-2) LP-Clay Daniel (5-3) T-2:39 A-1233 HR UA – Bret Elbin (6), Dave Magadin 2 (6)

May 14, 1983, Game 2, Tennessee 20, Miss. St. 11
Tennessee .....250 105 106 - 20 23 1 (26-14)
Mississippi State .....001 030 520 - 11 11 3 (37-12)
WP-Rich Rodriguez (7-3) Save-Jeff Owen(1) LP-Hans Herzog (11-2) T-3:46 A-5735 HR UT – Dean Eichelberger (3), Alan Cockrell (14)

May 15, 1983, Game 3, Miss. State 5, Florida 3
Florida .....001 100 010 - 3 6 3 (38-14)
Mississippi State .....100 100 12X - 5 8 1 (38-12)
WP-Jeff Brantley (10-3) LP-Rich Rice (3-2) T-2:15 A-4326 HR – UF – Brad Dantzler (5) HR MS – Pete White (3), Rafael Palmeiro (18)

May 15, 1983, Game 4, Alabama 8, Tennessee 6
Tennessee .....003 020 100 - 6 6 3 (26-15)
Alabama .....150 020 00X - 8 10 3 (39-9)
WP-Tim Meacham (5-0) LP-David Curl (4-1) T-2:46 A-3107 HR UA – Dave Magadan (7), Dee Smithey (3)

May 16, 1983, Game 5, Miss. State 9, Tennessee 4
Mississippi State .....010 301 112 - 9 13 1 (39-12)
Tennessee .....000 300 010 - 4 11 5 (26-16)
WP-Robbin Jeter (5-2) LP-Jeff Owen (3-5) T-2:43 A-2546 HR MS – Will Clark (8), Jay Porter (7)

May 16, 1983, Game 6, Alabama 10, Miss. State 9
Mississippi State .....002 220 102 - 9 12 2 (39-13)
Alabama .....000 240 031 - 10 13 2 (40-9)
WP-Troy Brauchle (4-3) LP-Trent Intorcia (2-3) T-3:12 A-5286

1984

Gainesville, Fla. • Perry Field • May 11-14

May 11, 1984, Game 1, Tennessee 13, Miss. St. 11
Tennessee .....011 443 000 - 13 19 3 (25-18)
Mississippi State .....430 030 010 - 11 12 2 (41-13)
WP-Steve Searcy (8-2) Save-Rich DeLucia LP-Jeff Brantley (13-1) T-3:08 A-787 HR UT – Alan Cockrell 2 (9) HR MS – Bobby Thigpen (6)

May 11, 1984, Game 2, Florida 5, Alabama 3
Alabama .....010 100 001 - 3 10 0 (35-16)
Florida .....000 010 13X - 5 11 2 (40-13)
WP-Russ Kibler (12-0) LP-Troy Brauchle (5-4) T-3:10 A-3011

May 12, 1984, Game 3, Miss. State 8, Alabama 4
Mississippi State 010 100 200 4- 813 0 (42-13)
Alabama 001 100 200 0- 4114 (35-17)
WP-Trent Intorcia (5-2) LP-Tim Meacham (8-4) T-3:14 A-1033 HR UA – Dee Smithey (3), Mike Pitisci (20)

May 12, 1984, Game 4, Florida 10, Tennessee 2
Florida .....000 340 030 - 10 15 0 (41-13)
Tennessee .....020 000 000 - 2 6 3 (25-19)
WP-Clay Daniel (10-4) LP-David Curl (1-3) T-3:02 A-3022 HR UT - Alan Cockrell (10), Terry Troutman (1)

May 13, 1984, Game 5, Tennessee 8, Miss. State 3
Mississippi State .....000 000 003 - 3 8 2 (42-14)
Tennessee .....000 220 22X - 8 13 1 (26-19)
WP-Steve Searcy (9-2) LP-Harold Myles (6-5) T-2:31 A-764 HR UT – Alan Cockrell (11)

May 13, 1984, Game 6, Tennessee 3, Florida 2
Tennessee .....001 000 020 - 3 7 1 (27-19)
Florida .....100 100 000 - 2 7 3 (41-14)
WP-Rich DeLucia (3-3) LP-Byron Jefferson (4-3) T-2:36 A-3180 HR UF – Mike Stanley (4)

May 14, 1984, Florida 3, Tennessee 1
Florida .....102 000 000 - 3 8 3 (42-14)
Tennessee .....000 001 000 - 1 4 2 (27-20)
WP-Jeff Fischer (5-2) LP-Fred Grubb (1-2) T-2:14 A-3209

SEC TOURNAMENT RESULTS

1985

Baton Rouge, La. • Alex Box Stadium • May 9-11

May 10, 1985, Game 1, Miss. State 8, Florida 3
Mississippi State .....000 200 420 - 8 6 3
Florida .....002 100 000 - 3 8 3
WP-Jeff Brantley LP-Scott Ruskin T-2:30 A-1827 HR MSU - Rafael Palmeiro HR UF - Scott Ruskin

May 10, 1985, Game 2, Georgia 8, LSU 6
Georgia .....012 100 200 02 - 8 11 2
LSU.....000 510 000 00 - 6 9 0
WP-Chris Carpenter LP-Mark Guthrie T-3:16 A-4586 HR UG - Paul Somogye, Derek Lillliquist

May 11, 1985, Game 3, Florida 5, LSU 2
LSU.....001 010 000 - 2 6 2
Florida .....005 000 00X - 5 4 1
WP-Jeff Fischer LP-Eric Hetzel T-2:29 A-2159 HR UF - Scott Lusader, Mike Stanley

May 11, 1985, Game 4, Miss. State 2, Georgia 0
Georgia .....000 000 000 - 0 4 2
Mississippi State .....010 100 00X - 2 7 2
WP-Gene Morgan LP-Jim Hunter T-2:04 A-2474

May 12, 1985, Game 5, Georgia 9, Florida 8
Florida .....320 021 000 - 8 12 1
Georgia .....101 007 00X - 9 13 2
WP-Doug Givler Save-Chris Carpenter LP-Michael Perez T-2:37 A-738 HR UF - Mike Stanley, Rodney Brewer HR UG - Ron Wenrich

May 12, 1985, Game 6, Miss. State 8, Georgia 3
Mississippi State .....020 020 400 - 8 12 1
Georgia .....000 120 000 - 3 4 3
WP-Steve King LP-Derek Lillliquist T-2:36 A-2421 HR UG - Marty Brown

1986

Baton Rouge, La. • Alex Box Stadium • May 9-11

May 9, 1986, Game 1, Alabama 8, Auburn 7
Auburn.....100 002 020 02 - 7 13 2
Alabama .....000 301 010 03 - 8 10 3
WP-Greg Hibbard (6-3) LP-Scott Tillery (3-2) T-2:37 A-1024 HR – AU - Charlie Smith (2), Tony Haney (2) HR UA – Doug Duke (22), Mike Qualls (8)

May 9, 1986, Game 2, LSU 10, Georgia 6
Georgia .....104 000 100 - 6 6 1
LSU.....025 201 00X - 10 12 2
WP-Mark Guthrie (9-1) Save-Barry Manuel(5) LP-Larry Lyons (4-4) T-2:42 A-3751 HR UG – Scott Bohlke (9) HR LS – Mike Papajohn (3), Jim Bowie (12), Joey Belle (16)

May 10, 1986, Game 3, Georgia 11, Auburn 7
Auburn.....112 300 000 - 7 8 1
Georgia .....040 200 23X - 11 9 2
WP-Cris Carpenter (7-4) LP-Stacy Jones (4-3) T-2:44 A-942 HR UG – Pete Freeman (7), Donn Perno (9), Jeff Bennett (2)

May 10, 1986, Game 4, LSU 10, Alabama 7
LSU.....312 002 002 - 10 13 0
Alabama .....200 100 040 - 7 9 1
WP-Stan Loewer (11-4) Save-Barry Manuel(6) LP-Mike Sodders (7-4) T-2:47 A-4012 HR LS – Jeff Yurtin (7), Rob Leary (11) HR UA – Doug Duke (23), Pat Bailey (15)

May 11, 1986, Game 5, Georgia 6, Alabama 4
Alabama .....000 100 030 - 4 7 2
Georgia .....401 000 01X - 6 10 2
WP-Larry Lyons (5-4) Save-Cris Carpenter(14) LP-Mike Sander (8-3) T-2:07 A-821 HR UA – Pat Bailey (16)

May 11, 1986, Game 6, LSU 8, Georgia 4
LSU.....000 240 020 - 8 9 1
Georgia .....000 002 002 - 4 8 2
WP-Gregg Patterson (3-0) LP-Scott Broadfoot (5-6) T-2:44 A-3690 HR LS – Jim Bowie (13), Jeff Yurtin (8), Eric Johnson (2) HR UG – Steve Carter (8)

1987

Athens, Ga. • Foley Field • May 14-17

May 14, 1987, Game 1, Kentucky 5, Florida 4
Kentucky.....001 003 100 - 5 9 0 (40-13)
Florida .....201 010 000 - 4 7 0 (32-23)
WP-Doug Sutton (6-2) Save-Jon Hudson(3) LP-Ken Sebree (7-6) T-2:27 A-302 HR UK – Chris Estep (16) HR UG – Joey Fernandez (15)

May 14, 1987, Game 2, Auburn 9, LSU 8
LSU.....111 020 201 - 8 16 3 (40-16)
Auburn.....030 310 002 - 9 11 3 (39-14)
WP-Gregg Olson (9-1) LP-Barry Manuel (5-2) T-2:41 A-291 HR LS – Jack Voigt (15), Richie Vazquez (6) HR AU – Charlie Smith (2)

May 14, 1987, Game 3, Miss. State 6, Georgia 5
Georgia .....000 004 100 - 5 9 0 (38-17)
Mississippi State .....000 020 004 - 6 8 0 (35-20)
WP-Tracy Jabes (3-2) LP-Cris Carpenter (8-3) T-2:36 A-1836 HR MS - Jody Hurst 2 (4)

May 15, 1987, Game 4, Auburn 5, Kentucky 4
Auburn.....002 010 010 1 - 5 12 0 (40-14)
Kentucky.....020 011 000 0 - 4 8 1 (40-14)
WP-Gregg Olson (10-1) LP-Steve Culkar (4-1) T-3:10 A-312

May 15, 1987, Game 5, LSU 4, Georgia 2
Georgia .....000 000 020 - 2 11 1 (38-18)
LSU.....000 110 20X - 4 6 1 (41-16)
WP-Stan Loewer (8-5) Save-Ben McDonald(1) LP-Scott Broadfoot (7-3) T-2:25 A-720

May 15, 1987, Game 6, Miss. State 5, Florida 4
Mississippi State .....200 110 010 - 5 9 1 (36-20)
Florida .....001 000 003 - 4 8 1 (32-24)
WP-Nelson Arriete (5-1) LP-Mike Parks (6-2) T-2:13 A-504 HR MS – John Mitchell (8) HR UF – Joey Fernandez (16), Ed Shea (6), Allen Rutledge (8)

May 16, 1987, Game 7, Miss. State 4, Auburn 3
Mississippi State .....010 001 020 - 4 10 0 (37-20)
Auburn.....000 200 010 - 3 9 1 (40-15)
WP-Mike Martin (11-5) LP-Stacy Jones (9-5) T-2:35 A-305 HR AU – Kevin Henry (6), Frank Thomas (20)

May 16, 1987, Game 8, LSU 4, Kentucky 1
LSU.....001 020 010 - 4 9 1 (42-16)
Kentucky.....000 010 000 - 1 5 1 (40-15)
WP-Dan Kite (6-3) LP-Tom Deller (5-6) T-2:07 A-359 HR LS – Joey Belle (7), Pete Bush (2)

May 16, 1987, Game 9, LSU 4, Auburn 2
Auburn.....100 000 010 - 2 9 1 (40-16)
LSU.....220 000 00X - 4 7 1 (43-16)
WP-Andy Berg (3-0) Save-Barry Manuel(7) LP-Tommy Youngblood (2-2) T-2:45 A-341

May 17, 1987, Game 10, Miss. State 13, LSU 3
LSU.....000 010 200 - 3 9 3 (43-17)
Mississippi State .....000 180 40X - 13 14 0 (38-20)
WP-Terry Ellis (7-4) LP-Gregg Patterson (7-2) T-2:51 A-721 HR MS – John Mitchell (9), Tracy Echols (12)

1988

Starkville, Miss. • Dudy Noble Field • May 12-15

May 12, 1988, Game 1, Kentucky 9, LSU 7
Kentucky.....300 220 011 - 9 10 0
LSU.....001 501 000 - 7 8 4
WP-Dave Voit (8-1) LP-Ben McDonald (13-7) T-3:23 A-1670

May 12, 1988, Game 2, Georgia 8, Florida 3
Georgia .....050 000 003 - 8 11 1
Florida .....000 003 000 - 3 5 0
WP-Steve Muh (8-6) Save-Marc Lipson(4) LP-Jeff Gidcumb (13-5) T-2:49 A-1930 HR UG – Rich Bielski (9)

May 12, 1988, Game 3, Miss. State 10, Auburn 7
Auburn.....010 103 200 - 7 8 6
Mississippi State .....217 000 00X - 10 11 1
WP-Terry Ellis (10-3) Save-Rob Norman(3) LP-Scott Renner (9-4) T-2:41 A-6063 HR AU – Frank Thomas (9)

May 13, 1988, Game 4, Florida 4, Auburn 3
Florida .....310 000 000 - 4 12 1
Auburn.....000 011 010 - 3 9 1
WP-Johnny Wiggs (10-3) Save-Jeff Gidcumb(2) LP-David Adams (8-3) T-3:20 A-1745

May 13, 1988, Game 5, LSU 7, Georgia 3
LSU.....103 030 000 - 7 8 2
Georgia .....001 000 200 - 3 5 1
WP-Dan Kite (7-5) LP-Jim Potts (5-4) T-2:32 A-2024 HR LSU – Rich Vasquez, Craig Cala

May 13, 1988, Game 6, Miss. State 6, Kentucky 5
Mississippi State .....000 510 000 - 6 11 4
Kentucky.....100 300 100 - 5 13 0
WP-Mike Martin (5-5) Save-Pete Young(8) LP-Matthew Coleman (3-3) T-3:00 A-6362 HR MS – Pete Young

May 14, 1988, Game 7, Georgia 5, Kentucky 4
Kentucky.....002 200 000 00 - 4 10 3
Georgia .....001 200 001 01 - 5 9 1
WP-Marc Lipson (7-5) LP-Dave Voit (8-2) T-3:38 A-1872

May 14, 1988, Game 8, Florida 7, LSU 2
Florida .....310 021 000 - 7 12 0
LSU.....001 000 010 - 2 8 2
WP-Tim Cox (3-0) LP-Russell Springer (6-7) T-2:50 A-2542 HR UF – Brian Reimsnyder

May 14, 1988, Game 9, Miss. State 4, Georgia 2
Georgia .....000 000 200 - 2 3 3
Mississippi State .....000 020 20X - 4 7 0
WP-Pete Young (2-1) LP-Dave Fleming (5-8) T-2:42 A-8035 HR MS – Barry Winford

May 15, 1988, Game 10, Florida 3, Miss. State 1
Mississippi State .....000 000 010 - 1 6 2
Florida .....000 101 01X - 3 4 0
WP-Jeff Gidcumb (14-5) LP-Terry Ellis (10-4) T-2:32 A-6651 HR UF – Ned Brigham

May 15, 1988, Game 11, Florida 5, Miss. State 3
Florida .....201 100 010 - 5 10 2
Mississippi State .....000 002 010 - 3 11 0
WP-Todd Douma (6-2) Save-Johnny Wiggs(1) LP-Chuck Holly (3-3) T-3:10 A-4174

1989

Gainesville, Fla. • McKethan Stadium-Perry Field • May 11-14

May 11, 1989, Game 1, LSU 6, Georgia 3
Georgia .....100 000 002 - 3 4 1 (34-24)
LSU .....000 031 02X - 6 8 0 (45-12)
WP-Ben McDonald (12-2) LP-Dave Fleming (11-3) T-2:00 A-799 HR UG – Brian Jester (5) HR LS – Wes Grisham (13)

May 11, 1989, Game 2, Auburn 5, Miss. State 3
Auburn .....000 023 000 - 5 8 1 (36-17)
Mississippi State .....110 000 100 - 3 11 1 (45-11)
WP-Tommy Youngblood (11-3) Save-Mike Ferry(8) LP-Bobby Reed (8-3) T-2:32 A-1207 HR AU – Joe Siwa (2) HR MS – Hildreth (6)

May 11, 1989, Game 3, Florida 7, Alabama 6
Alabama .....001 010 004 - 6 13 1 (32-23)
Florida .....000 204 10X - 7 7 1 (42-18)
WP-Jamie McAndrew (8-5) Save-Todd McCray(1) LP-Tommy Milstead (6-3) T-3:02 A-3874 HR UF – Steve Zerr (9)

May 12, 1989, Game 4, Miss. State 11, Alabama 10
Mississippi State .....011 106 200 - 11 9 1 (46-11)
Alabama .....300 050 020 - 10 13 4 (32-24)
WP-Chuck Holly (8-1) Save-Pete Young(7) LP-Mike Soper (4-8) T-3:07 A-1282 HR MS – Barry Winford (4), Tommy Raffo (17) HR UA – Philip Doyle (5), Joe Vitiello (8)

May 12, 1989, Game 5, Georgia 9, Auburn 8
Auburn .....103 300 100 - 8 18 2 (37-18)
Georgia .....100 040 121 - 9 15 1 (35-24)
WP-Marc Lipson (5-5) LP-Mike Ferry (1-2) T-2:38 A-972 HR AU – Frank Thomas 2 (16) HR UG – J.R. Showalter (12), Brian Jester (6)

May 12, 1989, Game 6, Florida 8, LSU 6
Florida .....000 220 400 - 8 8 4 (43-18)
LSU .....004 001 100 - 6 10 0 (45-13)
WP-Johnny Wiggs (11-3) LP-Mark LaRosa (4-3) T-3:05 A-4208 HR LS – Phil Espinosa (4)

May 13, 1989, Game 7, Auburn 8, LSU 5
LSU .....002 201 000 - 5 9 0 (45-14)
Auburn .....002 200 40X - 8 12 2 (38-18)
WP-Tommy Youngblood (12-3) LP-Mark LaRosa (4-4) T-2:51 A-1158 HR AU – Chris Hart (6), Clark Preble (3)

May 13, 1989, Game 8, Georgia 15, Miss. State 6
Georgia .....104 910 000 - 15 15 3 (36-24)
Mississippi State .....103 000 020 - 6 13 2 (46-12)
WP-Mike Hawkins (3-0) LP-Rob Norman (4-2) T-2:54 A-2252 HR UG – J.R. Showalter (13), Ray Kirschner (2), Jeff Cooper (4)

May 13, 1989, Game 9, Auburn 4, Florida 2
Auburn .....000 000 001 3 - 4 11 1 (39-18)
Florida .....000 001 000 1 - 2 8 2 (43-19)
WP-Mike Ferry (2-2) LP-Jeff Gidcumb (9-4) T-3:09 A-4121 HR AU – Jeff Powell (3)

May 14, 1989, Game 10, Georgia 16, Florida 1
Florida .....010 000 000 - 1 3 3 (43-20)
Georgia .....530 043 10X - 16 20 0 (37-24)
WP-Dave Fleming (12-3) LP-Todd Douma (5-4) T-2:42 A-2011 HR UF – Jose Fernandez (8) HR UG – Jeff Cooper (5), Joey Alfonso (1), Ray Miller (10)

May 14, 1989, Game 11, Auburn 2, Georgia 1
Georgia .....000 010 000 - 1 3 1 (37-25)
Auburn .....100 100 00X - 2 12 1 (40-18)
WP-Mark Fuller (4-1) Save-Tommy Youngblood(1) LP-Jim Potts (7-5) T-2:17 A-623 HR UG – Jeff Cooper (6) HR AU – Chris Hart (7)

1990

Hoover, Ala. • Hoover Metropolitan Stadium • May 17-20

May 17, 1990, Game 1, Vanderbilt 6, Georgia 3
Vanderbilt .....000 032 100 - 6 10 0 (27-28)
Georgia .....100 000 110 - 3 5 2 (44-16)
WP-JoJo Smith (9-3) LP-Dave Fleming (10-4) T-2:39 A-1073

May 17, 1990, Game 2, LSU 6, Florida 4
Florida .....100 200 010 - 4 13 1 (28-29)
LSU .....301 002 00X - 6 6 1 (45-15)
WP-Chad Ogea (12-1) Save-Rick Greene(6) LP-Doug Brennan (6-5) T-2:56 A-1381 HR LS – Tim Clark (8)

May 17, 1990, Game 3, Miss. State 16, Auburn 2
Auburn .....000 020 000 - 2 4 5 (34-23)
Mississippi State .....001 20(11) 11X - 16 11 3 (42-17)
WP-Bobby Reed (11-2) LP-Mark Fuller (6-3) T-2:57 A-7236

May 18, 1990, Game 4, Florida 6, Georgia 5
Georgia .....200 020 001 - 5 9 1 (44-17)
Florida .....020 000 13X - 6 10 3 (29-29)
WP-John Pricher (6-3) LP-Mike Rebhan (10-5) T-2:29 A-1076

May 18, 1990, Game 5, Vanderbilt 4, Auburn 3
Auburn .....003 000 000 - 3 7 1 (34-24)
Vanderbilt .....200 001 01X - 4 10 1 (28-28)
WP-Steve Sedecki (3-5) LP-Mike Ferry (8-10) T-2:39 A-1813 HR AU – Tim Edge (9)

May 18, 1990, Game 6, LSU 17, Miss. State 8
LSU .....231 500 150 - 17 18 3 (46-15)
Mississippi State .....001 202 021 - 8 9 2 (42-18)
WP-Paul Byrd (15-5) LP-Chris George (9-5) T-3:10 A-5588 HR LS – Keith Osik (8) HR MS – Burke Masters (3)

May 19, 1990, Game 7, Miss. State 8, Florida 2
Mississippi State .....002 000 600 - 8 9 1 (43-18)
Florida .....011 000 000 - 2 5 0 (29-30)
WP-Jon Harden (4-0) LP-Cord Corbitt (3-5) T-3:15 A-3069

May 19, 1990, Game 8, LSU 13, Vanderbilt 5
Vanderbilt .....001 020 020 - 5 11 3 (28-29)
LSU .....047 110 00X - 13 17 0 (47-15)
WP-John O'Donoghue (11-2) LP-Mike McLochlin (6-8) T-2:55 A-1808 HR VU – Mike Skaggs (9), Scott Logan (1)

May 19, 1990, Game 9, Miss. State 17, Vanderbilt 9
Vanderbilt .....001 222 020 - 9 12 2 (28-30)
Mississippi State .....172 023 02X - 17 20 2 (44-18)
WP-Damon Gardner (3-0) LP-Ronnie McGill (3-5) T-3:42 A-3881 HR VU – Andy Purdy (5)

May 20, 1990, Game 10, Miss. State 3, LSU 1
Mississippi State .....020 000 100 - 3 10 1 (45-18)
LSU .....001 000 000 - 1 5 1 (47-16)
WP-Bobby Reed (12-2) Save-Chuck Daniel(6) LP-Mike LaRosa (5-2) T-2:57 A-5238

Game 11
The championship game featuring LSU and Mississippi State was called due to lightning and rain with one out in the bottom of the fourth inning with LSU leading 6-0. LSU and Mississippi State were declared tournament co-champions by SEC Commissioner Roy Kramer. The league did not submit an automatic qualifier to the NCAA Tournament. However both schools, as well as Georgia, were selected as at-large qualifiers.

1991

Baton Rouge, La. • Alex Box Stadium • May 16-19

May 16, 1991, Game 1, Miss. State 15, Alabama 10
Alabama .....332 020 000 - 10 15 2 (39-17)
Mississippi State .....111 702 21X - 15 14 1 (39-17)
WP-Jon Harden (5-3) LP-Al Drumheller (6-2) T-3:36 A-1175 HR UA – Mick Kerns (12), Matt Allen (12), Matt Homan (1) HR MS – Rob Norman 2 (7), Paul Petrulis (3)

May 16, 1991, Game 2, Florida 8, Auburn 7
Auburn .....024 000 010 - 7 10 3 (34-23)
Florida .....600 000 02X - 8 11 3 (42-19)
WP-Marc Valdes (11-4) Save-John Pricher(10) LP-Brian Senn (3-3) T-3:35 A-1079 HR UF – Brent Killen (8)

May 16, 1991, Game 3, LSU 8, Kentucky 7
Kentucky .....000 001 321 - 7 10 1 (41-19)
LSU .....020 201 30X - 8 8 2 (45-16)
WP-Chad Ogea (10-5) Save-Rick Greene(11) LP-Scott Smith (8-4) T-3:30 A-4411

May 17, 1991, Game 4, Auburn 8, Kentucky 5
Auburn .....300 001 031 - 8 10 2 (35-23)
Kentucky .....000 050 000 - 5 8 2 (41-20)
WP-Brian Senn (4-3) LP-Mark Thompson (4-5) T-3:09 A-1054 HR AU – Andrew Albrecht (11), Brad Parker (13)

May 17, 1991, Game 5, Florida 4, Alabama 3
Florida .....100 120 000 - 4 9 1 (43-19)
Alabama .....100 020 000 - 3 7 3 (39-18)
WP-John Burke (7-4) Save-John Pricher(11) LP-Dennis Walsh (10-4) T-2:55 A-939 HR UF – Mario Linares (11)

May 17/18, 1991, Game 6, LSU 8, Miss. State 2
Mississippi State .....100 001 0 - 2 5 2 (39-18)
LSU .....001 070 X - 8 7 1 (46-16)
WP-Paul Byrd (6-3) LP-Tom Quinn (6-4) T-2:17 A-3127

May 18, 1991, Game 7, Miss. State 1, Auburn 0
Mississippi State .....000 000 1 - 1 3 0 (40-18)
Auburn .....000 000 0 - 0 1 0 (35-24)
WP-Jay Powell (4-2) LP-John Powell (10-4) T-2:05 A-1623

SEC TOURNAMENT RESULTS

May 18, 1991, Game 8, Florida 7, LSU 1
LSU.....000 100 0 - 1 5 3 (46-17)
Florida .....232 000 X - 7 9 0 (44-19)
WP-Cord Corbitt (2-0) LP-Mark LaRosa (7-3) T-2:15 A-2882 HR LS – Luis Garcia (2)

May 19, 1991, Game 9, LSU 9, Miss. State 2
LSU.....023 013 0 - 9 10 2 (47-17)
Mississippi State .....001 100 2 - 4 4 1 (40-19)
WP-Mike Sirotka (9-0) LP-Tom Howe (4-1) T-2:33 A-2519 HR LS – Rich Cordani (10), Gary Hymel (19), Pat Garrity (1)

May 19, 1991, Game 10, Florida 8, LSU 4
Florida .....002 040 2 - 8 9 1 (45-19)
LSU.....200 002 0 - 4 7 2 (47-18)
WP-Ron Scott (9-2) Save-Rob Bonnano(2) LP-David Herry (4-2) T-2:43 A-2753

1992
New Orleans, La • Superdome • May 13-17

May 13, 1992, Game 1, Florida 2, Auburn 0
Auburn.....000 000 000 - 0 12 1 (30-24)
Florida .....010 000 10X - 2 6 2 (41-16)
WP-John Burke (8-5) Save-John Pricher(11) LP-Jason Johnson (4-3) T-2:31 A-0

May 13, 1992, Game 2, Arkansas 8, S. Carolina 6
Arkansas.....101 040 002 - 8 9 0 (31-24)
South Carolina.....001 010 400 - 6 9 1 (37-19)
WP-Tom Czanstkowski (2-0) Save-Mike Palen(3) LP-Sean Hardwick (2-1) T-3:11 A-1221 HR SC – Jerry Shepherd (15)

May 13, 1992, Game 3, Georgia 6, Miss. State 4
Georgia .....001 001 400 - 6 10 2 (34-21)
Mississippi State .....001 003 000 - 4 5 0 (37-19)
WP-John Hill (8-4) Save-Alex Barylak(9) LP-B.J. Wallace (8-3) T-2:46 A-0 HR UG – Ray Suplee (10)

May 13, 1992, Game 4, LSU 7, Vanderbilt 2
Vanderbilt.....100 000 001 - 2 9 0 (29-23)
LSU.....000 004 03X - 7 10 0 (44-13)
WP-Ronnie Rantz (5-2) Save-David Herry(1) LP-Scott Newell (5-7) T-2:40 A-3569 HR LS – Chris Moock (6)

May 14, 1992, Game 5, Miss. State 4, Auburn 1
Mississippi State .....000 001 102 - 4 10 1 (38-19)
Auburn.....001 000 000 - 1 6 1 (30-25)
WP-Kyle Kennedy (3-3) Save-Jon Harden(8) LP-John Powell (8-7) T-2:46 A-0 HR MS – Rex Buckner (13)

May 14, 1992, Game 6, S. Carolina 14, Vanderbilt 1
South Carolina.....212 202 320 - 14 18 2 (38-19)
Vanderbilt.....000 000 100 - 1 4 3 (29-24)
WP-Matt Threehouse (10-4) LP-Ronnie McGill (4-4) T-3:23 A-1292 HR SC – Mike McGuire (2), Jeff Parnell (15) HR VU – Jeff Martin (14)

May 14, 1992, Game 7, Florida 12, Georgia 5
Florida .....320 300 112 - 12 13 2 (42-16)
Georgia .....003 020 000 - 5 7 2 (34-22)
WP-Marc Valdes (9-3) LP-Jim Musselwhite (4-4) T-2:51 A-0 HR UF - Brent Killen 2 (14)

May 14, 1992, Game 8, LSU 8, Arkansas 1
LSU.....000 012 410 - 8 9 1 (45-13)
Arkansas.....000 000 100 - 1 9 1 (31-25)
WP-Lloyd Peever (12-0) LP-Brian Cook (6-6) T-2:20 A-3072 HR LS – Andy Sheets (5), Todd Walker (11), Harry Berrios (9)

May 15, 1992, Game 9, Georgia 6, Miss. State 3
Georgia .....001 300 002 - 6 13 4 (35-22)
Mississippi State .....100 000 002 - 3 6 2 (38-20)
WP-John Hill (9-4) LP-Carlton Loewer (5-5) T-2:39 A-0 HR UG – Terry Childers (2)

May 15, 1992, Game 10, S. Carolina 9, Arkansas 5
Arkansas.....002 001 020 - 5 12 1 (31-26)
South Carolina.....022 002 21X - 9 15 2 (39-19)
WP-Rich Pratt (8-1) LP-Brent Birch (4-5) T-3:05 A-0 HR SC – D.T. Cromer (6), Brian Lawler (9), Jerry Shepherd (16), Jeff Parnell (16)

May 15, 1992, Game 11, Florida 3, LSU 1
Florida .....000 000 100 002 - 3 8 1 (43-16)
LSU.....000 001 000 000 - 1 3 2 (45-14)
WP-John Pricher (7-2) LP-Rick Greene (5-3) T-3:37 A-4596

May 16, 1992, Game 12, LSU 5, Georgia 3
LSU.....000 020 030 - 5 10 1 (46-14)
Georgia .....200 000 100 - 3 5 1 (35-23)
WP-Matt Chamberlain (8-1) LP-Alex Barylak (5-2) T-2:19 A-0

May 16, 1992, Game 13, S. Carolina 11, Florida 4
South Carolina.....000 00(11) 000-11 9 0 (40-19)
Florida .....003 010 000 - 4 9 2 (43-17)
WP-Scott Pace (4-1) LP-Joe Hasskew (1-1) T-3:37 A-5171

May 17, 1992, Game 14, LSU 6, S. Carolina 3
South Carolina.....000 100 020 - 3 5 1 (40-20)
LSU.....300 010 11X - 6 9 0 (47-14)
WP-Ronnie Rantz (6-2) Save-Mike Sirotka(2) LP-Jared Baker (4-6) T-3:08 A-0 HR SC – D.T. Cromer (7), Dave Willman (5)

May 17, 1992, Game 15, LSU 12, Florida 1
LSU.....300 002 241 - 12 13 1 (48-14)
Florida .....100 000 000 - 1 6 2 (43-18)
WP-Lloyd Peever (13-0) LP-Mike McClellan T-3:01 A-5408 HR LS – Andy Sheets (6)

1993
Eastern Division
Columbia, S.C. • Sarge Frye Field • May 20-23

May 20, 1993, Game 1, Georgia 3, S. Carolina 1
Georgia .....000 020 001 - 3 10 3
South Carolina.....000 000 010 - 1 5 1
WP-Jim Musselwhite (7-5) Save-Alex Barylak(14) LP-Rich Pratt (11-3) T-2:54 A-2876

May 20, 1993, Game 2, Tennessee 7, Vanderbilt 4
Vanderbilt.....000 000 202 - 4 7 4
Tennessee.....010 024 00X - 7 8 2
WP-Jason Carruth (2-1) LP-Bump Elliott (3-4) T-2:33 A-952 HR VU – Nick Morrow (4) HR UT – Todd Helton (10), Richie Wyman (4), Rob Curry (1)

May 20, 1993, Game 3, Kentucky 7, Florida 1
Kentucky.....101 000 104 - 7 14 1
Florida .....010 000 000 - 1 5 1
WP-Brian Reed (6-1) Save-Lorhn Frazier (4) LP-Marc Valdes (8-6) T-2:40 A-429 HR UK – Brad Hindersman (7), Jeff Michael (9), Matt Bragga (9)

May 21, 1993, Game 4, Vanderbilt 11, S. Carolina 7
South Carolina.....022 020 100 - 7 12 0
Vanderbilt.....020 130 05X - 11 15 0
WP-Matt McDonnough (9-4) LP-Rob Mosser (2-3) T-2:39 A-983 HR SC – Ted Rose (2) HR VU – Alan Purdy 2 (9), Nick Morrow (5), Vee Hightower (11)

May 21, 1993, Game 5, Georgia 5, Florida 0
Florida .....000 000 000 - 0 9 1
Georgia .....001 010 03X - 5 10 1
WP-Brian Powell (6-2) Save-Alex Barylak(15) LP-Rob Bonnano (9-5) T-2:06 A-410

May 21, 1993, Game 6, Kentucky 9, Tennessee 7
Tennessee.....210 021 001 - 7 17 0
Kentucky.....001 032 21X - 9 13 1
WP-Lohrn Frazier (8-3) Save-Paul Morse(8) LP-Bronson Heflin (7-4) T-3:05 A-390 HR UT – James Northeimer (2) HR UK – Matt Bragga (10), Brad Hindersman (8)

May 22, 1993, Game 7, Kentucky 13, Georgia 3
Georgia .....200 000 001 - 3 3 1
Kentucky.....020 020 81X - 13 14 1
WP-Troy Trumbo (4-0) LP-John Hill (5-8) T-2:40 A-463

May 22, 1993, Game 8, Tennessee 11, Vanderbilt 5
Vanderbilt.....000 010 103 - 5 10 3
Tennessee.....401 050 10X - 11 10 1
WP-Todd Helton (6-2) LP-Ronnie McGill (4-8) T-2:36 A-422

May 22, 1993, Game 9, Tennessee 17, Georgia 8
Tennessee.....023 005 070 - 17 15 2
Georgia .....211 030 010 - 8 14 2
WP-Pete Harvell (6-2) LP-Brad Butler (4-6) T-3:12 A-473 HR UT – Todd Helton (11), Jeff Foster (9) HR UG – John Yselonia (15)

May 23, 1993, Game 10, Tennessee 7, Kentucky 6
Kentucky.....600 000 000 - 6 11 3
Tennessee.....000 700 00X - 7 6 3
WP-Jason Carruth (3-1) Save-Bronson Heflin(1) LP-Brian Reed (6-2) T-2:35 A-652 HR UT – Adam Priest (2)

May 23, 1993, Game 11, Tennessee 6, Kentucky 4
Tennessee.....001 410 000 - 6 11 0
Kentucky.....003 000 010 - 4 6 2
WP-Chris Freeman (12-1) Save-Barry Woods(3) LP-Matt Bowles (4-5) T-2:40 A-652 HR UT – David Vance (6), Allan Parker (1) HR UK – Brad Hindersman (9), Matt Bragga (11), Tom Thaemert (2)

Western Division
Baton Rouge, La. • Alex Box Stadium • May 20-23

May 20, 1993, Game 1, Arkansas 5, Miss. State 2
Arkansas.....100 013 000 - 5 9 0 (33-24)
Mississippi State .....000 000 002 - 2 7 3 (38-18)
WP-Brian Cook (9-3) Save-Ryan Whitaker(5) LP-Carlton Loewer (9-2) T-2:36 A-1213

May 20, 1993, Game 2, Auburn 13, Alabama 4
Alabama .....002 001 001 - 4 5 2 (27-24)
Auburn.....200 (10)00 10X -13 17 1 (38-19)
WP-John Powell (14-5) LP-Al Drumheller (9-4) T-3:00 A-1188 HR AU – Mitch Duke (2)

May 20, 1993, Game 3, LSU 6, Ole Miss 1
Ole Miss.....010 000 000 - 1 7 3 (30-24)
LSU.....030 100 11X - 6 7 0(42-14-1)
WP-Mike Sirotka (8-5) LP-John McNeese (6-6) T-2:18 A-4048

May 21, 1993, Game 4, Ole Miss 4, Alabama 2
Ole Miss.....000 000 040 - 4 8 4 (31-24)
Alabama .....000 000 002 - 2 5 1 (27-25)
WP-Matt Ryan (7-3) Save-Jeff Cosman(2) LP-Steve Shoemaker (3-3) T-2:53 A-829

May 21, 1993, Game 5, Miss. State 5, LSU 3
Mississippi State .....000 230 000 - 5 8 1 (39-18)
LSU.....000 000 003 - 3 6 1(42-15-1)
WP-Jay Powell (3-5) Save-Scott Tanksley(3) LP-Brett Laxton (10-1) T-2:54 A-3571 HR LS – Harry Berrios (12)

May 21, 1993, Game 6, Auburn 3, Arkansas 1
Auburn.....010 002 000 - 3 10 1 (39-19)
Arkansas.....100 000 000 - 1 8 1 (33-15)
WP-Ryan Halla (9-3) Save-Scott Sullivan(5) LP-Brent Birch (7-7) T-2:46 A-1208

May 22, 1993, Game 7, LSU 13, Arkansas 7
LSU.....010 300 801 - 13 16 1(43-15-1)
Arkansas.....000 303 010 - 7 13 3 (33-26)
WP-Hunt (8-1) LP-Richie Workman (1-2) T-3:07 A-3273 HR LS – Adrian Antonini (5) HR AR – Ty Bilderback (2)

May 22, 1993, Game 8, Miss. State 3, Ole Miss 2
Mississippi State .....001 010 100 - 3 6 1 (40-18)
Ole Miss.....100 001 000 - 2 10 2 (31-25)
WP-Gary Rath (7-5) Save-Scott Tanksley(4) LP-Ryan Young (2-8) T-2:39 A-1553 HR MS – Rex Buckner (6), Jeff Mackin (1)

May 22, 1993, Game 9, LSU 16, Auburn 5
LSU.....203 007 031 - 1618 3(44-15-1)
Auburn.....012 010 010 - 5 9 2 (39-20)
WP-Trey Rutledge (4-1) LP-Jason Johnson (9-5) T-3:23 A-5324 HR LS – Adrian Antonini (6), Harry Berrios 2 (14), Mark Stocco (4) HR AU – Brandon Moore (4), Brian Alyea (7)

May 23, 1993, Game 10, Miss. State 13, Auburn 10
Auburn.....202 002 013 0 - 10 17 1(39-21)
Mississippi State .....020 034 001 3 - 13 15 2(41-18)
WP-Scott Davidson (3-1) LP-Jon Hebel (0-4) T-3:16 A-0 HR AU – Chris Christopher (3), Brandon Moore (5) HR MS – Rex Buckner (7), Steve Hegan 2 (6), Ricky Joe Redd (12), Drew Williams (7)

May 23, 1993, Game 11, LSU 7, Miss. State 3
Mississippi State.....000 000 201 - 3 9 1(45-15-1)
LSU.....103 111 00X - 7 14 1 (41-19)
WP-Will Hunt (9-1) LP-Brian Clark (0-2) T-2:12 A-5989 HR MS – Ricky Joe Redd (13), Drew Williams (8) HR LS – Russ Johnson 2 (7)

1994

Eastern Division

Lexington, Ky. • Cliff Hagan Stadium • May 18-21

May 19, 1994, Game 1, Tennessee 20, Vanderbilt 12
Vanderbilt.....426 000 000 - 12 11 2 (24-29)
Tennessee.....081 422 30X - 20 20 1 (46-11)
WP-Bronson Heflin (12-3) LP-Brant Kairit (2-1) T-2:30 A-282 HR VU – Craig Sands (2), Nick Morrow (9) HR UT – Brian May (5)

May 19, 1994, Game 2, Georgia 4, Florida 3
Georgia .....000 010 002 1 - 4 9 0 (21-33)
Florida .....000 010 200 0 - 3 6 0 (37-20)
WP-Chris Ciaccio (7-5) LP-Rob Bonnano (8-3) T-2:33 A-257 HR UG – Chris Stowers (5), Chad Whittemore (5) HR UF – Chan Perry (14)

May 19, 1994, Game 3, Kentucky 6, S. Carolina 5
Kentucky.....301 000 002 - 6 14 3 (32-23)
South Carolina.....210 000 200 - 5 11 4 (35-22)
WP-Adam Shadburne (7-3) Save-Paul Morse(5) LP-Craig Ross (6-1) T-3:25 A-1501 HR UK – Jeff Abbott (20), Pookie Jones (17)

May 20, 1994, Game 4, Vanderbilt 15, Florida 7
Florida .....010 010 320 - 7 14 3 (37-22)
Vanderbilt.....005 032 14X - 15 13 2 (25-29)
WP-Joe Barbao (7-5) LP-Sean McClellan (7-5) T-2:41 A-257 HR UF – John Tamargo (5) HR VU – Jason Robbins (1)

May 20, 1994, Game 5, Tennessee 8, S. Carolina 1
South Carolina.....100 000 000 - 1 6 5 (35-23)
Tennessee.....120 000 50X - 8 8 0 (47-11)
WP-R.A. Dickey (14-1) LP-Jim Stoops (1-5) T-2:34 A-427

May 20, 1994, Game 6, Georgia 17, Kentucky 5
Georgia .....602 015 210 - 17 22 1 (22-33)
Kentucky.....000 011 102 - 5 8 0 (32-24)
WP-Brian Powell (5-8) LP-Curtis Whitney (5-5) T-2:59 A-1256 HR UG – Todd Crane (4), Travis Hawkins 2 (6), Reggie Ingram (5), Roger Nylen (8) HR UK – Chris Gonzalez (20), Eddie Brooks (12), Brad Hindersman (9), Jeff Abbott (21), Paul Morse (5)

May 21, 1994, Game 7, Tennessee 5, Georgia 2
Tennessee.....400 100 000 - 5 10 1 (48-11)
Georgia .....002 000 000 - 2 8 1 (22-34)
WP-Chris Freeman (11-4) Save-Todd Helton(9) LP-John Hill (5-9) T-2:20 A-457 HR UT – Scott Vieira (4)

May 21, 1994, Game 8, Vanderbilt 15, Kentucky 6
Vanderbilt.....331 205 000 - 15 17 2 (26-29)
Kentucky.....010 002 021 - 6 8 6 (32-25)
WP-Rick Giannola (5-5) LP-Troy Trumbo (3-5) T-2:32 A-801 HR VU – Craig Sands (3), Ryan Montgomery (5) HR UK – Brad Hindersman (10), Jeff Abbott 2 (23)

May 21, 1994, Game 9, Vanderbilt 6, Georgia 1
Vanderbilt.....002 000 400 - 6 9 0 (27-29)
Georgia .....000 100 000 - 1 7 2 (22-35)
WP-Bump Elliott (4-4) LP-Kenny Hyatt (1-4) T-2:11 A-360 HR UG – Travis Hawkins (7)

May 22, 1994, Game 10, Vanderbilt 4, Tennessee 1
Tennessee.....010 000 000 - 1 5 0 (48-12)
Vanderbilt.....010 000 003 - 4 6 1 (28-29)
WP-Brant Kairit (3-1) LP-Bronson Heflin (12-4) T-2:02 A-602 HR UT – Bubba Trammell (8) HR VU – Boomer Whipple (6), Ryan Bachman (2)

May 22, 1994, Game 11, Tennessee 6, Vanderbilt 3
Tennessee.....200 020 110 - 6 11 0 (49-12)
Vanderbilt.....030 000 000 - 3 9 1 (28-30)
WP-Ryan Meyers (1-0) Save-Todd Helton(10) LP-Brant Kairit (3-2) T-2:23 A-650 HR UT – Bryce Christensen (1), Steve Soper (7), Bubba Trammell (9)

Western Division

Oxford, Miss. • Oxford-University Stadium/Swayze Field• May 18-21

May 19, 1994, Game 1, LSU 3, Alabama 2
Alabama .....000 110 000 - 2 8 1 (21-34)
LSU.....010 002 00X - 3 10 3 (39-18)
WP-Scott Schultz (11-1) Save-McCabe(3) LP-Chris Eilers (2-5) T-2:43 A-1415

May 19, 1994, Game 2, Miss. State 4, Ole Miss 1
Ole Miss.....000 000 010 - 1 5 1 (29-25)
Mississippi State .....001 000 03X - 4 8 2 (35-21)
WP-Gary Rath (10-3) LP-John McNeese (6-7) T-2:23 A-2820

May 19, 1994, Game 3, Auburn 3, Arkansas 1
Auburn..... 000 000 001 000 000 02 -3 15 4 (38-17)
Arkansas ..... 000 000 001 000 000 00 -1 10 0 (30-26)
WP-Ryan Halla (8-5) LP-Todd Abbott (4-5) T-4:34 A-1241

May 20, 1994, Game 4, Ole Miss 5, Alabama 4
Alabama .....011 000 110 00 - 4 12 2 (21-35)
Ole Miss.....010 001 020 01 - 5 10 3 (30-25)
WP-Charles Barbour (1-2) LP-Jerry Stubbs (4-7) T-3:16 A-1360

May 20, 1994, Game 5, LSU 6, Arkansas 4
Arkansas.....101 100 001 - 4 14 2 (30-27)
LSU.....021 100 02X - 6 10 0 (40-18)
WP-Jeremy Tyson (8-3) Save-Adrian Antonini(5) LP-Scott Cunningham (8-3) T-2:35 A-1507 HR LS – Brad Wilson

May 20, 1994, Game 6, Auburn 2, Miss. State 1
Mississippi State .....010 000 000 - 1 11 2 (35-22)
Auburn.....000 011 00X - 2 7 1 (39-17)
WP-Kevin Humphreys (13-3) LP-Kyle Kennedy (4-5) T-2:06 A-2993

May 21, 1994, Game 7, LSU 3, Auburn 2
LSU.....000 000 201 - 3 5 0 (41-18)
Auburn.....000 000 110 - 2 8 0 (39-18)
WP-Brett Laxton (3-4) LP-Chris Morrison (8-2) T-2:36 A-2321 HR AU – Mark Bellhorn (4)

May 21, 1994, Game 8, Miss. State 10, Ole Miss 2
Ole Miss.....000 200 000 - 2 4 3 (30-26)
Mississippi State .....300 007 00X - 10 12 1 (36-22)
WP-Carlton Loewer (7-5) LP-Ryan Young (3-4) T-2:36 A-3576

May 21, 1994, Game 9, Auburn 9, Miss. State 5
Auburn.....000 000 531 - 9 12 0 (40-18)
Mississippi State .....000 000 104 - 5 4 0 (36-23)
WP-Jason LeBoeuf (4-2) LP-Jerry Dupuy (2-4) T-2:42 A-2546 HR AU – Mark Bellhorn (5)

May 22, 1994, Game 10, LSU 5, Auburn 4
Auburn.....004 000 000 - 4 9 2 (40-19)
LSU.....001 300 001 - 5 10 2 (42-18)
WP-Adrian Antonini (4-2) LP-Todd Gober (0-1) T-2:47 A-1963

SEC TOURNAMENT RESULTS

1995

Eastern Division

Knoxville, Tenn. • Lindsey Nelson Stadium • May 18-21

May 18, 1995, Game 1, Vanderbilt 9, Tennessee 4
Vanderbilt.....002 000 052 - 9 9 1 (25-28)
Tennessee.....000 200 101 - 4 8 2 (43-14)
WP-Phillip Haigler (5-6) LP-R.A. Dickey (11-3) T-2:13 A-1671 HR UT – Travis Copley (4), Todd Helton (18)

May 18, 1995, Game 2, Kentucky 6, S. Carolina 2
Kentucky.....000 500 100 - 6 8 0 (27-30)
South Carolina.....100 000 100 - 2 10 0 (32-24)
WP-Greg Reid (5-4) LP-J.J. Pearsall (8-4) T-2:51 A-471 HR SC – Stegall (2)

May 18, 1995, Game 3, Georgia 6, Florida 4
Georgia .....003 001 002 - 6 10 2 (29-27)
Florida .....000 201 010 - 4 9 0 (32-23)
WP-Chris Ciaccio (5-4) LP-Danny Wheeler (2-5) T-2:38 A-485 HR UG – Pete Arenas (4) HR UF – James Eidam (10)

May 19, 1995, Game 4, Tennessee 8, S. Carolina 0
South Carolina.....000 000 000 - 0 3 0 (32-25)
Tennessee.....200 002 04X - 8 12 0 (44-14)
WP-Ryan Meyers (8-2) LP-Jim Stoops (4-6) T-2:08 A-861 HR UT – Todd Helton (19)

May 19, 1995, Game 5, Vanderbilt 4, Florida 2
Florida .....100 000 001 - 2 9 2 (32-24)
Vanderbilt.....000 210 10X - 4 9 3 (26-28)
WP-Paul Seybt (5-8) Save-Brant Kairit(2) LP-Andrew Checketts (6-5) T-2:30 A-543 HR VU – Ryan Brown (6), Glenn Davis (9)

May 19, 1995, Game 6, Kentucky 9, Georgia 8
Kentucky.....100 300 040 001 - 9 14 1(28-30)
Georgia .....311 000 300 000 - 8 11 3(29-28)
WP-Adam Milburn (6-4) LP-Chris Ciaccio (5-5) T-4:06 A-551 HR UK – Chad Green (5), Chip Rhea (6) HR UF – Brian Johnson (5)

May 20, 1995, Game 7, Kentucky 9, Vanderbilt 6
Vanderbilt.....000 210 003 - 6 12 2 (26-29)
Kentucky.....002 312 10X - 9 12 3 (29-30)
WP-Jason Jenkins (2-0) Save-Mike Pozun(2) LP-Rick Giannola (2-4) T-3:03 A-593 HR VU – Josh Paul (11)

May 20, 1995, Game 8, Tennessee 11, Georgia 0
Tennessee.....010 020 008 - 11 19 1 (45-14)
Georgia .....000 000 000 - 0 3 3 (29-29)
WP-Scott Schroeffel (6-2) LP-Josh Gandy (3-8) T-2:31 A-2077

May 20, 1995, Game 9, Tennessee 4, Vanderbilt 3
Tennessee.....000 012 010 - 4 5 1 (46-14)
Vanderbilt.....001 002 000 - 3 8 1 (26-30)
WP-John Alkire (7-2) Save-Todd Helton(10) LP-Ray Ortiz (2-3) T-2:11 A-2075 HR UT – Travis Copley (5), Scott Vieira (10)

May 21, 1995, Game 10, Tennessee 22, Kentucky 5
Tennessee.....051 401 0(11)0 - 22 19 0 (47-14)
Kentucky.....010 310 000 - 5 9 4 (29-31)
WP-R.A. Dickey (12-3) LP-Jeff Townsend (1-3) T-3:06 A-0 HR UT – Scott Vieira (11) HR UK – Pete Pryor (10)

May 21, 1995, Game 11, Tennessee 7, Kentucky 2
Kentucky.....000 000 011 - 2 7 4 (29-32)
Tennessee.....003 300 10X - 7 12 1 (48-14)
WP-Todd Helton (7-2) LP-Greg Reid (5-1) T-2:12 A-3245

Western Division

Starkville, Miss. • Dudy Noble Stadium • May 18-21

May 18, 1995, Game 1, Miss. State 1, Auburn 0
Mississippi State .....000 000 010 - 1 5 1 (34-23)
Auburn .....000 000 000 - 0 4 1 (46-10)
WP-Scott Tanksley (2-2) LP-Finley Woodward (3-2) T-2:47 A-4137

May 18, 1995, Game 2, Arkansas 5, Ole Miss 2
Arkansas.....000 000 410 - 5 7 1 (37-19)
Ole Miss.....100 000 100 - 2 6 0 (37-19)
WP-Jamie Price (11-4) LP-Matt Carnes (7-4) T-2:01 A-2059 HR AR – Kit Pellow (11)

May 18, 1995, Game 3, Alabama 9, LSU 8
LSU.....201 200 210 - 8 9 2 (42-15)
Alabama .....000 230 121 - 9 16 3 (36-20)
WP-Neal Lamb (5-1) LP-Scott Fitterer (4-3) T-2:35 A-1468 HR LS – Justin Bowles (6), Jason Williams (10) HR UA – Joe Caruso (4), Jason Jordan (4), Chad Moller 2 (9)

May 19, 1995, Game 4, Auburn 10, Ole Miss 3
Ole Miss.....100 000 020 - 3 6 1 (37-20)
Auburn .....102 022 30X - 10 12 1 (47-10)
WP-Chris Morrison (11-2) LP-Mickey Callaway (6-7) T-2:27 A-1884 HR UA – Kevin Chabot (11), Dallan Ruch (3)

May 19, 1995, Game 5, LSU 14, Miss. State 6
Mississippi State .....001 002 210 - 6 9 3 (34-24)
LSU.....200 141 60X - 14 20 0 (43-15)
WP-Brett Laxton (4-3) LP-Kyle Kennedy (9-6) T-3:24 A-3337 HR MS – David Hayman (5) HR LS – Mike Koerner (3), Warren Morris (8)

May 19, 1995, Game 6, Arkansas 5, Alabama 2
Alabama .....001 000 001 - 2 8 1 (36-21)
Arkansas.....300 000 02X - 5 9 1 (38-19)
WP-Alan Mahaffey (9-4) Save-Todd Abbott(3) LP-John Collins (4-5) T-2:46 A-1328

May 20, 1995, Game 7, Alabama 6, Miss. State 3
Alabama .....110 000 004 - 6 11 2 (37-21)
Mississippi State .....000 000 300 - 3 5 2 (34-25)
WP-Neal Lamb (6-1) LP-Scott Tanksley (2-3) T-2:47 A-3149 HR UA – Rusty Loflin (4)

May 20, 1995, Game 8, LSU 7, Auburn 5
Auburn .....000 130 001 - 5 7 1 (47-11)
LSU.....012 101 11X - 7 14 0 (44-15)
WP-Scott Fitterer (5-3) LP-Kevin Humphreys (8-2) T-2:47 A-1857 HR AU – Mark Bellhorn 2 (12)

May 20, 1995, Game 9, Alabama 8, Arkansas 7
Arkansas.....000 100 501 - 7 17 3 (38-20)
Alabama .....110 200 121 - 8 14 2 (38-21)
WP-Neal Lamb (7-1) LP-Barry Lunney (7-3) T-3:49 A-1336 HR AR – Kit Pellow (12) HR UA – Joe Caruso (5)

May 21, 1995, Game 10, LSU 7, Arkansas 6
LSU.....005 001 001 - 7 16 3 (45-15)
Arkansas.....220 010 100 - 6 9 2 (38-21)
WP-Eric Berthelot (2-0) Save-Brian Daugherty(2) LP-Chad Tidwell (4-1) T-2:54 A-1462 HR LS – Tim Lanier (4)

May 21, 1995, Game 11, Alabama 9, LSU 8
LSU.....002 002 130 - 8 12 2 (45-16)
Alabama .....000 112 005 - 9 12 3 (39-21)
WP-Chris Moller (1-0) LP-Brian Daugherty (0-1) T-3:17 A-1462 HR UA – Rusty Loflin (5), Dax Norris (3)

1996

Hoover, Ala. • Hoover Metropolitan Stadium • May 15-19

May 15, 1996, Game 1, Kentucky 7, Arkansas 5
Arkansas.....000 040 001 - 5 12 3 (39-18)
Kentucky.....210 003 10X - 7 10 1 (33-22)
WP-Scott Downs (5-2) LP-Matt Carnes (10-4) T-2:34 A-1828 HR UK – Andy Green (12), Adam Shadburne (6)

May 15, 1996, Game 2, Miss. State 8, Vanderbilt 5
Vanderbilt.....004 100 000 - 5 9 1 (29-25)
Mississippi State .....041 003 00X - 8 10 4 (37-20)
WP-Eric DuBose (9-4) LP-Paul Seybt (8-3) T-2:36 A-4134 HR MS – Ben Jenkins (4), Brian Wiese (2)

May 16, 1996, Game 3, Alabama 3, Kentucky 2
Kentucky.....000 000 200 - 2 8 2 (33-23)
Alabama .....001 200 00X - 3 5 0 (41-16)
WP-Joel Colgrove (8-2) Save-Skip Ames(11) LP-Eric Bishop (5-3) T-2:35 A-5637 HR UK – Adam Shadburne (7)

May 16, 1996, Game 4, Florida 6, Miss. State 5
Mississippi State .....001 300 100 0 - 5 6 1 (37-21)
Florida .....020 110 100 1 - 6 11 0 (42-14)
WP-Paul Rigdon (9-2) LP-David Hooten (8-7) T-3:13 A-3236 HR UF – Chuck Hazzard (12)

May 16, 1996, Game 5, LSU 3, Tennessee 1
Tennessee.....000 100 000 - 1 4 2 (40-17)
LSU.....001 001 01X - 3 5 1 (44-13)
WP-Eddie Yarnall (8-1) LP-Mike Lincoln (5-4) T-2:34 A-3946

May 17, 1996, Game 6, Kentucky 6, Miss. State 1
Kentucky.....010 000 102 - 4 8 0 (34-23)
Mississippi State .....100 000 000 - 1 8 2 (37-22)
WP-Adam Milburn (4-2) LP-Scott Polk (3-4) T-2:22 A-2273

May 17, 1996, Game 7, Alabama 3, Tennessee 1
Alabama ..... 000 000 010 000 02 - 3 16 2 (42-16)
Tennessee..... 000 000 001 000 00 - 1 10 2 (40-18)
WP-Skip Ames (2-0) Save-Andy Bernard(1) LP-John Alkire (6-4) T-4:00 A-6142

May 17, 1996, Game 8, Florida 6, LSU 2
Florida .....100 311 000 - 6 11 1 (43-14)
LSU.....000 011 000 - 2 5 1 (44-14)
WP-Sergio Rodriguez (4-0) LP-Kevin Shipp (4-4) T-2:47 A-4649 HR UF – Brad Wilkerson (6), Eric Castaldo (8)

May 18, 1996, Game 9, Florida 7, Alabama 3
Alabama .....001 001 001 - 3 8 1 (42-17)
Florida .....101 004 01X - 7 12 0 (44-14)
WP-Tommy Bond (3-0) Save-Paul Rigdon(9) LP-Chris Eilers (5-5) T-2:57 A-6470 HR UA – David Tidwell (3) HR UF – Chuck Hazzard (13)

May 18, 1996, Game 10, Kentucky 12, LSU 11
LSU.....011 600 030 - 11 9 5 (44-15)
Kentucky.....110 000 343 - 12 16 1 (35-23)
WP-Aaron Acuff (6-5) LP-Chris DeMouy (10-3) T-3:29 A-2918 HR LS – Eddy Furniss (25), Justin Bowles (21)

May 18, 1996, Game 11, Alabama 16, Kentucky 8
Kentucky.....100 204 010 - 8 16 1 (35-24)
Alabama .....220 100 92X - 16 16 4 (43-17)
WP-Manny Torres (5-1) LP-Omar Henry (2-4) T-3:30 A-6634 HR UA – Joe Caruso (13), Nate Duncan (2)

May 19, 1996, Game 12, Alabama 10, Florida 5
Florida .....010 000 400 - 5 8 3 (44-15)
Alabama .....140 040 01X - 10 15 0 (44-17)
WP-Andy Bernard (5-3) LP-Josh Fogg (4-2) T-2:45 A-7277 HR UA – Doug Hall (2)

May 19, 1996, Game 13, Alabama 15, Florida 5
Alabama .....002 221 035 - 15 19 1 (45-17)
Florida .....010 031 000 - 5 10 3 (44-16)
WP-Byron Tribe (4-0) Save-Buster Duman(2) LP-Chris Knollin (2-2) T-3:26 A-5000 HR UF – David Eckstein (8), Chuck Hazzard (14)

1997

Columbus, Ga. • Golden Park • May 14-18

May 14, 1997, Game 1, Auburn 7, Arkansas 3
Arkansas.....011 001 000 - 3 4 1 (36-20)
Auburn.....020 013 10X - 7 10 1 (44-12)
WP-Bryan Hebson (10-3) LP-Matt Carnes (7-5) T-2:13 A-3041 HR AU – Josh Etheridge (19), Chad Wandall (10), Tucker Dearth (3)

May 14, 1997, Game 2, Miss. State 12, S. Carolina 9
South Carolina.....000 001 143 - 9 11 1 (33-24)
Mississippi State .....000 430 32X - 12 12 1 (41-16)
WP-Eric DuBose (7-3) LP-Brett Jodie (8-4) T-2:50 A-2867 HR SC – Derrick Urquhart (9), Etienne Hightower (3), Scott Weil (1) HR MS – Brooks Bryan (6), Damian Scioneaux (6)

May 15, 1997, Game 3, LSU 5, Auburn 2
Auburn.....000 200 000 - 2 7 2 (44-13)
LSU.....001 102 01X - 5 8 2 (46-11)
WP-Patrick Coogan (11-3) Save-Chris DeMouy(5) LP-Brent Schoening (5-2) T-2:46 A-3642 HR LS – Brandon Larson (31)

May 15, 1997, Game 4, Alabama 16, Miss. State 3
Mississippi State .....201 000 000 - 3 6 0 (41-17)
Alabama .....540 200 05X - 16 21 1 (45-11)
WP-Jarrod Kingery (6-1) LP-Jeremy Jackson (8-4) T-2:16 A-3073 HR – MS – Adam Piatt (14) HR UA – Dustin Mohr (21), Matt Frick (13)

May 15, 1997, Game 5, Florida 7, Tennessee 6
Tennessee.....002 400 000 0 - 6 11 3 (41-16)
Florida .....301 010 001 1 - 7 12 3 (37-20)
WP-Josh Fogg (7-2) LP-Clark Odom (1-4) T-3:12 A-2515 HR UT – Justin Ross (8) HR UF – Josh Hudson (3)

May 16, 1997, Game 6, Auburn 5, Miss. State 4
Auburn.....110 000 300 - 5 11 2 (45-13)
Mississippi State .....000 000 040 - 4 8 2 (41-18)
WP-Kevin Knorst (5-2) LP-Chris Reinike (3-3) T-2:34 A-3461 HR MS – Richard Lee (19)

May 16, 1997, Game 7, LSU 12, Tennessee 5
LSU.....102 400 005 - 12 15 0 (47-11)
Tennessee .....030 011 000 - 5 12 0 (41-17)
WP-Doug Thompson (9-3) LP-Michael Cosgrove (10-5) T-3:08 A-2576 HR LS – Danny Higgins (7) HR UT – Michael Anderson (2)

May 16, 1997, Game 8, Alabama 13, Florida 6
Florida .....101 000 400 - 6 9 2 (37-21)
Alabama .....032 620 00X - 13 17 2 (46-11)
WP-Pete Fisher (9-2) LP-Michael Gray (3-3) T-2:52 A-4510 HR UF – Brad Wilkerson (23) HR UA – David Tidwell (7), Roberto Vaz (20) Dustin Mohr 2 (23), Robbie Tucker (19), Matt Frick (14)

May 17, 1997, Game 9, LSU 12, Miss. State 7
Alabama .....250 000 000 - 7 13 0 (46-12)
LSU.....105 100 50X - 12 13 1 (48-11)
WP-Joey Painich (8-2) LP-Andy Bernard (4-4) T-2:41 A-4030 HR UA – David Tidwell (8), Joe Caruso (11), G.W. Keller (19) HR LS – Brandon Larson (32), Trey McClure 2 (9), Tom Bernhardt (13), Clint Earnhart (4)

May 17, 1997, Game 10, Florida 17, Auburn 5
Florida .....212 030 135 - 17 19 1 (38-21)
Auburn.....000 011 210 - 5 6 4 (45-14)
WP-Matt McClendon (7-5) LP-Finley Woodward (2-4) T-3:07 A-4108 HR UF – Derek Nicholson (9), Brian Haught (9)

May 17, 1997, Game 11, Alabama 6, Florida 3
Alabama .....201 100 002 - 6 8 1 (47-12)
Florida .....010 010 100 - 3 8 2 (38-22)
WP-Heath Henderson (11-2) Save-Doug Hurst(3) LP-Tommy Bond (2-3) T-3:21 A-3909 HR UA – David Tidwell (9)

May 18, 1997, Game 12, Alabama 12, LSU 2
LSU.....100 100 000 - 2 6 2 (48-12)
Alabama .....331 001 31X - 12 18 1 (48-12)
WP-Michael Daniel (5-0) LP-Eric Berthelot (6-3) T-2:54 A-4268 HR LS – Blair Barbier (14), Trey McClure (14) HR UA – Joe Caruso (12)

1998

Hoover, Ala. • Hoover Metropolitan Stadium • May 13-17

May 13, 1998, Game 1, Miss. State 9, S. Carolina 8
Mississippi State .....002 023 110 - 9 12 1 (36-18)
South Carolina.....101 300 210 - 8 12 2 (42-15)
WP-Matt Ginter (5-3) Save-Van Johnson(9) LP-Kip Bouknight (10-3) T-2:56 A-2853 HR MS – Richard Lee 2 (15)

May 13, 1998, Game 2, Arkansas 8, LSU 4
Arkansas.....003 311 000 - 8 16 0 (35-18)
LSU.....010 010 002 - 4 7 2 (41-16)
WP-Rob Quarnstrom (4-2) LP-Jake Esteves (9-2) T-3:04 A-3859 HR LS – Clint Earnhart (7)

May 13, 1998, Game 3, Auburn 11, Alabama 8
Auburn.....210 200 510 - 11 18 2 (40-15)
Alabama .....004 020 002 - 8 15 3 (40-15)
WP-Chris Bootcheck (7-2) LP-Pete Fisher (5-8) T-3:17 A-14390 HR UA – Jayson Cox (12)

May 13, 1998, Game 4, Florida 6, Kentucky 4
Kentucky.....000 030 100 - 4 10 1 (26-30)
Florida .....000 100 41X - 6 6 1 (42-13)
WP-Matt McClendon (8-3) Save-Josh Fogg(12) LP-Matt Borne (3-6) T-2:39 A-1521 HR UK – Jason Colemire (15)

May 14, 1998, Game 5, LSU 6, S. Carolina 0
South Carolina.....000 000 000 - 0 5 0 (42-17)
LSU.....110 000 04X - 6 8 0 (42-16)
WP-Randy Keisler (8-5) LP-Brett Jodie (6-6) T-2:25 A-3062 HR LS – Danny Higgins (10), Brad Cresse (22)

May 14, 1998, Game 6, Alabama 8, Kentucky 3
Alabama .....000 120 401 - 8 12 3 (41-15)
Kentucky.....001 200 000 - 3 8 5 (26-31)
WP-Jarrod Kingery (7-3) LP-Brandon Webb (4-5) T-2:51 A-4127 HR UA – Andy Phillips (21), G.W. Keller (12), Matt Frick (20)

May 14, 1998, Game 7, Arkansas 10, Miss. State 3
Arkansas.....311 202 001 - 10 21 1 (36-18)
Mississippi State .....000 110 010 - 3 12 3 (36-19)
WP-David Walling (10-3) Save-Rodney Nye(4) LP-Jeremy Jackson (9-2) T-3:17 A-4467

May 14, 1998, Game 8, Auburn 6, Florida 4
Florida .....103 000 000 - 4 10 0 (42-14)
Auburn.....001 000 41X - 6 8 3 (41-15)
WP-Kevin Knorst (5-2) Save-Colter Bean(5) LP-Josh Fogg (6-2) T-2:44 A-6017 HR AU – Hayden Gliemmo (3)

May 15, 1998, Game 9, Miss. State 7, LSU 5
LSU.....000 030 200 - 5 7 0 (42-17)
Mississippi State .....203 110 00X - 7 10 0 (37-19)
WP-Chris Reinike (5-6) Save-Brian Compton(1) LP-Doug Thompson (9-4) T-2:32 A-4292 HR LS – Trey McClure (24), Eddy Furniss (25) HR MS – Brad Freeman (10)

May 15, 1998, Game 10, Alabama 3, Florida 2
Alabama .....000 000 102 - 3 10 0 (42-15)
Florida .....000 020 000 - 2 8 2 (42-15)
WP-Paul Phillips (1-0) LP-Brad Wilkerson (9-4) T-2:59 A-9515 HR UA – Jeff Dragg (1)

May 16, 1998, Game 11, Arkansas 7, Miss. State 3
Mississippi State .....100 011 000 - 3 11 1 (37-20)
Arkansas.....200 000 320 - 7 12 3 (37-18)
WP-Kevin Vent (5-0) Save-Dan Wright(1) LP-Mark Freed (6-5) T-2:58 A-3214 HR AR – Rodney Nye (14)

May 16, 1998, Game 12, Alabama 4, Auburn 3
Auburn.....100 101 000 - 3 13 1 (41-16)
Alabama .....010 120 00X - 4 10 2 (43-15)
WP-Pete Fisher (6-8) Save-Paul Phillips(2) LP-Brent Schoening (10-5) T-2:49 A-10410 HR AU – Todd Faulkner (15) HR UA – Drew Bounds 2 (10)

May 16, 1998, Game 13, Auburn 9, Alabama 1
Alabama .....010 000 00 - 1 4 2 (43-16)
Auburn.....011 200 32 - 9 13 0 (42-16)
WP-Hayden Gliemmo (12-3) LP-Jon Blankenship (7-2) T-2:35 A-8222 HR AU – Todd Faulkner (16)

May 17, 1998, Game 14, Auburn 7, Arkansas 5
Auburn.....100 030 201 - 7 11 0 (43-16)
Arkansas.....001 111 010 - 5 12 4 (37-19)
WP-Colter Bean (4-3) LP-Dan Wright (1-7) T-2:51 A-10612

SEC TOURNAMENT RESULTS

1999

Hoover, Ala. • Hoover Metropolitan Stadium • May 19-23

May 19, 1999, Game 1, Alabama 7, Ole Miss 6
Ole Miss.....100 002 003 - 6 17 0 (32-25)
Alabama .....400 002 001 - 7 11 0 (43-14)
WP-B.J. Green (5-1) LP-Jeff McAvoy (8-5) T-2:59
A-7595 HR UM – Brad Henderson (8)

May 19, 1999, Game 2, Miss. State 7, S. Carolina 5
Mississippi State .....000 000 400 3 - 7 13 2 (39-17)
South Carolina .....002 010 100 1 - 5 11 3 (35-22)
WP-Matt Ginter (8-7) LP-Jamie Poston (1-1) T-3:00
A-4901

May 19, 1999, Game 3, Auburn 6, LSU 2
Auburn .....013 200 000 - 6 9 0 (42-14)
LSU.....010 001 000 - 2 12 1(36-20-1)
WP-Brent Schoening (12-1) Save-Kevin Knorst(3)
LP-Bryan Grace (4-2) T-3:07 A-8094 HR LS – Jeremy Witten (6)

May 19, 1999, Game 4, Arkansas 6, Kentucky 4
Kentucky.....001 001 101 - 4 9 1 (25-31)
Arkansas.....300 003 00X - 6 6 0 (38-19)
WP-Wes McCrotty (5-1) Save-Kevin Vent(3) LP-Nathan Kent (5-7) T-2:21 A-3843 HR AR – Rodney Nye (20)

May 20, 1999, Game 5, Ole Miss 2, S. Carolina 0
South Carolina.....000 000 000 - 0 3 0 (35-23)
Ole Miss.....200 000 00X - 2 4 0 (33-25)
WP-Dan McShea (6-3) LP-Kip Bouknight (7-4) T-1:54
A-1836

May 20, 1999, Game 6, LSU 10, Kentucky 0
LSU.....500 201 2 - 10 10 1(37-20-1)
Kentucky.....000 000 0 - 0 3 5 (25-32)
WP-Kurt Ainsworth (11-5) LP-Brandon Webb (3-8)
T-2:17 A-3869

May 20, 1999, Game 7, Alabama 4, Miss. State 3
Alabama .....001 002 100 - 4 7 1 (44-14)
Mississippi State .....000 000 012 - 3 10 3 (39-18)
WP-Kevin Marzion (3-0) Save-Scott Murphy(2) LP-Hank Thoms (7-5) T-2:24 A-10721

May 20, 1999, Game 8, Auburn 3, Arkansas 2
Arkansas .....200 000 000 00 - 2 9 1 (38-20)
Auburn.....002 000 000 01 - 3 8 2 (43-14)
WP-Colter Bean (4-2) LP-Greg Gilleland (1-2) T-3:13
A-9853

May 21, 1999, Game 9, Miss. State 2, Ole Miss 0
Mississippi State .....100 000 001 - 2 8 0 (40-18)
Ole Miss.....000 000 000 - 0 4 0 (33-26)
WP-Tanner Brock (4-0) Save-Adam Larson(2) LP-Nathan Lyons (4-4) T-2:12 A-3401

May 21, 1999, Game 10, Arkansas 9, LSU 8
LSU.....110 201 210 - 810 2 (37-21-1)
Arkansas.....006 200 10X - 9 9 1 (39-20)
WP-Matt Riethmaier (5-2) Save-Kevin Vent(4) LP-Brian Tallet (3-4) T-3:29 A-5515 HR LS – Brad Hawpe (9)

May 22, 1999, Game 11, Alabama 12, Miss. State 11
Alabama .....202 040 031 - 12 12 1 (45-14)
Mississippi State .....000 300 233 - 11 17 1 (40-19)
WP-Scott Murphy (7-0) Save-B.J. Green(1) LP-Justin Estel (2-1) T- 3:18 A-11129 HR MS – Jon Knott (13)

May 22, 1999, Game 12, Arkansas 9, Auburn 5
Arkansas.....600 011 100 - 9 11 1 (40-20)
Auburn .....110 000 300 - 5 7 3 (43-15)
WP-Brad Bohannan (2-0) LP-Hayden Gliemmo (12-6)
T-2:42 A-7536 HR AR – Ryan Lundquist (14), Ike Pohle (5) HR AU – Jamie Kersh (11)

May 22, 1999, Game 13, Arkansas 9, Auburn 6
Auburn .....002 040 000 - 6 13 7 (43-16)
Arkansas.....202 103 01X - 9 9 0 (41-20)
WP-Travis McDaniel (1-0) LP-Jon Renfro (1-1) T-2:59
A-4415

May 23, 1999, Game 14, Alabama 9, Arkansas 3
Arkansas.....200 000 001 - 3 8 2 (41-21)
Alabama .....020 123 10X - 9 12 0 (46-14)
WP-Jeremy Vaughn (1-0) LP-Wes McCrotty (5-2) T-2:51
A-16165 HR UA – Brent Boyd (5), Kelley Gulledge (9)

2000

Hoover, Ala. • Hoover Metropolitan Stadium • May 17-21

May 17, 2000, Game 1, Alabama 9, Miss. State 3
Alabama .....010 100 700 - 9 13 0 (37-20)
Mississippi State .....000 021 000 - 3 9 0 (38-16)
WP-Bryce Heath (4-1) LP-Kevin Donovan (5-4) T-3:19
A-0 HR UA – Kelley Gulledge (9) HR MS – Phillip Willingham (8)

May 17, 2000, Game 2, LSU 11, Georgia 3
Georgia .....000 201 00 - 3 4 2 (31-25)
LSU.....010 060 22 - 11 18 4 (40-17)
WP-Brian Tallet (12-3) LP-Chris Clark (7-4) T-2:58
A-6299

May 17, 2000, Game 3, Florida 7, Auburn 2
Auburn .....000 010 010 - 2 5 4 (40-17)
Florida .....610 000 00X - 7 8 0 (39-20)
WP-Mike Smalley (6-7) LP-Levale Speigner (2-3) T-2:40
A-0 HR AU – Bobby Huddleston (2)

May 17, 2000, Game 4, Kentucky 6, S. Carolina 4
Kentucky .....010 301 010 - 6 11 1 (38-18-1)
South Carolina.....101 100 010 - 4 11 2 (50-7)
WP-Brandon Webb (7-3) Save-Jon Hooker(4) LP-Kip Bouknight (15-1) T-2:30 A-8108

May 18, 2000, Game 5, Georgia 5, Miss. State 0
Mississippi State .....000 000 000 - 0 6 1 (38-17)
Georgia .....000 200 300 - 5 13 0 (32-25)
WP-Jeffery Carswell (5-5) LP-Mark Freed (8-1) T-2:20
A-0 HR UG – Neufeld

May 18, 2000, Game 6, S. Carolina 11, Auburn 4
South Carolina.....100 010 315 - 11 7 1 (51-7)
Auburn .....000 002 020 - 4 8 2 (40-18)
WP-Peter Bauer (12-1) Save-Scott Barber(13) LP-Chris Bootcheck (9-1) T-2:49 A-5115 HR SC – Chris Plummer (8)

May 18, 2000, Game 7, LSU 18, Alabama 12
LSU.....420 700 023 - 18 17 3 (41-17)
Alabama .....009 300 000 - 12 16 1 (37-21)
WP-Billy Brian (5-2) Save-Trey Hodges(1) LP-Ben King (0-1) T-3:55 A-0 HR LS – Ryan Theriot (2), Brad Hawpe (7) HR UA – Kelley Gulledge (9)

May 18, 2000, Game 8, Florida 8, Kentucky 7
Florida.....002 210 201 - 8 14 1(40-20-1)
Kentucky .....100 000 204 - 7 11 1(38-19-1)
WP-Joey Simon (9-2) Save-Jay Belflower(5) LP-Scott Wade (7-7) T-2:53 A-9252 HR UF – Brian Haught (2)

May 19, 2000, Game 9, Alabama 12, Georgia 4
Georgia .....020 110 0 - 4 11 1 (32-26)
Alabama .....100 520 4 - 12 14 2 (38-21)
WP-Jeremy Vaughn (7-2) LP-Bill Sharpton (3-5) T-2:30
A-0 HR UA – Kelley Gulledge (11), Aaron Clark (6), Ben King (12)

May 19, 2000, Game 10, S. Carolina 12, Kentucky 5
Kentucky .....012 001 100 - 5 11 1(39-21-1)
South Carolina.....400 070 01X - 12 11 0 (52-7)
WP-Scott Barber (8-1) LP-Rob Corrado (5-3) T-2:33
A-4832 HR SC – Tripp Kelly

May 20, 2000, Game 11, LSU 6, Alabama 5
Alabama .....003 000 101 - 5 8 3 (38-22)
LSU.....120 001 02X - 6 8 2 (42-17)
WP-Shane Youman (2-0) LP-Michael Rainwater (1-1)
T-2:58 A-7714 HR UA – Kelley Gulledge (12) HR LS – Brad Cresse (25)

May 20, 2000, Game 12, Florida 12, S. Carolina 4
South Carolina.....031 000 00 - 4 10 5 (52-8)
Florida.....070 101 03 - 12 11 2(41-20-1)
WP-Eddie Rojas (6-0) Save-KO Wiegandt(1) LP-Steven Whetstone (0-2) T-2:56 A-3224 HR SC – Drew Meyer (9)

May 21, 2000, Game 13, LSU 9, Florida 6
Florida.....203 100 000 - 6 13 5(41-21-1)
LSU.....700 001 01X - 9 9 1 (43-17)
WP-Hunter Gomez (9-1) Save-Brian Tallet(1) LP-Stuart McFarland (1-1) T-3:09 A-5103 HR UF – Matt Siegel (5) HR LS – Jeremy Witten (5), Wally Pontiff (5)

2001

Hoover, Ala. • Hoover Metropolitan Stadium • May 16-20

May 16, 2001, Game 1, Ole Miss 17, Tennessee 6
Ole Miss.....318 030 2 - 17 18 1(37-19-1)
Tennessee .....101 022 0 - 6 8 4 (41-16)
WP-Pete Montrenes (10-4) LP-Justin Parker (4-3) T-2:35
A-0 HR UT – Brandon Hopkins (3)

May 16, 2001, Game 2, LSU 10, Florida 0
Florida .....000 000 0 - 0 3 0 (33-24)
LSU.....072 010 X - 10 11 0(38-18-1)
WP-Josh Scobie (4-1) L-Keith Brice (2-6) T-2:13
A-3522 HR LS – Mike Fontenot (11), Matt Heath (10)

May 16, 2001, Game 3, Miss. State 2, S. Carolina 1
South Carolina.....000 010 000 - 1 7 1 (41-16)
Mississippi State .....100 000 01X - 2 9 0 (33-21)
Paul Maholm (7-4) Save-Brandon Medders(5) LP-Kip Bouknight (9-3) T-2:03 A-0 HR MS – Michael Brown (4)

May 16, 2001, Game 4, Georgia 8, Auburn 4
Auburn .....000 000 040 - 4 9 1 (35-18)
Georgia .....104 001 20X - 8 15 1 (41-16)
Shaun Helmey (3-1) LP-Levale Speigner (8-2) T-3:10
A-10816

SEC TOURNAMENT RESULTS

May 17, 2001, Game 5, Florida 9, Tennessee 3
Tennessee .....000 011 100 - 3 8 4 (41-17)
Florida .....310 000 41X - 9 11 1 (34-24)
WP-Jay Belflower (4-3) Save-Keith Ramsey(9) LP-Dusty Johnson (3-1) T-2:47 A-0 HR UT – Jeff Christensen (9) HR UF – Matt Goss (11)

May 17, 2001, Game 6, S. Carolina 5, Auburn 4
Auburn .....100 100 002 - 4 7 2 (35-19)
South Carolina.....300 001 10X - 5 9 1 (42-16)
WP-Brett Price (6-0) Save-Lee Gronkiewicz(16) LP-Cory Dueitt (3-4) T-2:29 A-4184 HR SC – Marcus McBeth (15), Garris Gonce (7), Tim Whittaker (18)

May 17, 2001, Game 7, LSU 13, Ole Miss 2
LSU.....600 020 5 - 13 13 1(39-18-1)
Ole Miss.....000 001 1 - 2 4 1(37-20-1)
WP-Lane Mestepey (10-3) LP-Adam Yates (7-3) T-2:17 A-0 HR LS – Mike Fontenot (12), Zeph Zinsman (12)

May 17, 2001, Game 8, Miss. State 8, Georgia 4
Mississippi State .....200 400 020 - 8 9 2 (34-21)
Georgia .....101 010 100 - 4 9 3 (41-17)
WP-Chris Young (4-1) Save-Josh Wooten(4) LP-Jeremy Brown (7-3) T-3:07 A-7510 HR MS – Jason Burkley (3)

May 18, 2001, Game 9, Ole Miss 7, Florida 6
Florida .....003 100 020 - 6 13 3 (34-25)
Ole Miss..... 300 010 30X - 7 8 0 (38-20-1)
WP-Nick Bradshaw (4-1) Save-Glen Morris(9) LP-Alex Hart (3-3) T-3:16 A-0

May 18, 2001, Game 10, S. Carolina 10, Georgia 2
Georgia .....000 002 000 - 2 4 2 (41-18)
South Carolina.....002 143 00X - 10 12 4 (43-16)
WP-Chris Spigner (7-4) LP-Scott Murphy (5-2) T-2:29 A-5696 HR SC – Tim Whittaker (19)

May 19, 2001, Game 11, LSU 12, Ole Miss 6
Ole Miss.....000 200 112 - 6 11 2(38-21-1)
LSU.....320 321 01X - 12 9 1(40-18-1)
WP-Tim Nugent (7-2) LP-Mike Gray (3-3) T-3:15 A-4023 HR UM – Josh Christian 2 (12) HR LS – Todd Linden 2 (18), Sean Barker (3)

May 19, 2001, Game 12, S. Carolina 7, Miss. St. 6
South Carolina.....100 005 001 - 7 12 1 (44-16)
Mississippi State .....000 004 200 - 6 7 2 (34-22)
WP-Lee Gronkiewicz (2-1) LP-Josh Wooten (3-5) T-2:52 A-5220 HR SC – Garris Gonce (8), Byron Jeffcoat (13)

May 19, 2001, Game 13, Miss. State 1, S. Carolina 0
Mississippi State .....000 010 000 - 1 8 0 (35-22)
South Carolina.....000 000 000 - 0 8 1 (44-17)
WP-Joey Collums (3-3) Save-Brandon Medders(6) LP-Blake Taylor (3-3) T-2:18 A-3049

May 20, 2001, Game 14, Miss. State 4, LSU 1
LSU.....001 000 000 - 1 4 1(40-19-1)
Mississippi State .....300 100 00X - 4 9 1 (36-22)
WP-Chris Young (5-1) LP-Shane Youman (3-2) T-3:00 A-10029

2002

Hoover, Ala. • Hoover Metropolitan Stadium • May 22-26

May 22, 2002, Game 1, Florida 7, Georgia 2
Georgia .....002 000 000 - 2 5 4 (30-26)
Florida .....000 300 13X - 7 6 1 (41-15)
WP-Jimmy Ramshaw (5-3) LP-Jason Fellows (1-2) T-2:20 A-0 HR UF - Ben Harrison (7)

May 22, 2002, Game 2, Alabama 12, Miss. State 2
Mississippi State.....200 000 00 - 2 9 2(33-23-1)
Alabama .....323 020 11 - 12 18 0 (45-12)
WP-Taylor Tankersley (8-4) LP-Tanner Brock (7-5) T-2:37 A-10111 HR UA - Scott McClanahan (13)

May 22, 2002, Game 3, LSU 2, Auburn 1
Auburn .....000 000 100 - 1 6 0 (34-23)
LSU .....000 200 00X - 2 3 2 (39-17)
WP-Lane Mestepey (11-3) LP-Colby Paxton (8-5) T-1:47 A-0 HR LS - Sean Barker (6)

May 22, 2002, Game 4, S. Carolina 10, Arkansas 1
Arkansas.....000 000 100 - 1 6 2 (30-25)
South Carolina.....202 020 40X - 10 10 0 (45-12)
WP-Gary Bell (9-3) LP-Charlie Isaacson (4-7) T-2:11 A-8501 HR SC - Garris Gonce (15)

May 23, 2002, Game 5, Miss. State 10, Georgia 3
Mississippi State.....220 001 041 - 10 14 1(34-23-1)
Georgia .....000 000 030 - 3 6 2 (30-27)
WP-Paul Maholm (10-3) LP-Mickey Westphal (5-5) T-2:30 A-0

May 23, 2002, Game 6, Arkansas 8, Auburn 5
Arkansas.....102 040 100 - 8 15 3 (31-25)
Auburn .....201 020 000 - 5 11 1 (34-24)
WP-Scott Roehl (4-0) LP-Arnold Hughey (2-3) T-2:53 A-4384

May 23, 2002, Game 7, Alabama 7, Florida 4
Alabama .....001 101 130 - 7 9 0 (46-12)
Florida .....100 000 030 - 4 8 1 (41-16)
WP-Lance Cormier (10-3) Save-Brian Reed(9) LP-Alex Hart (13-2) T-2:57 A-0 HR UA - Brent Boyd (8)

May 23, 2002, Game 8, LSU 8, S. Carolina 3
LSU .....000 002 510 - 8 11 0 (40-17)
South Carolina.....001 011 000 - 3 12 1 (45-13)
WP-Brian Wilson (9-4) LP-Blake Taylor (5-1) T-2:40 A-10263 HR LS - Sean Barker (7)

May 24, 2002, Game 9, Florida 5, Miss. State 0
Florida .....010 000 031 - 5 11 0 (42-16)
Mississippi State.....000 000 000 - 0 6 1(34-24-1)
WP-Keith Ramsey (8-3) LP-Chris Young (5-2) T-2:35

May 24, 2002, Game 10, S. Carolina 6, Arkansas 2
South Carolina.....020 200 101 - 6 11 1 (46-13)
Arkansas.....000 100 010 - 2 10 2 (31-26)
WP-David Marchbanks (9-3) Save-Blake Taylor(18) LP-Jarrett Gardner (3-3) T-2:32 A-5870 HR AR - Cliff Crouse (4)

May 25, 2002, Game 11, Florida 7, Alabama 4
Florida .....230 010 001 - 7 10 1 (43-16)
Alabama .....010 001 110 - 4 10 2 (46-13)
WP-Mike Pete (4-0) Save-Kevin Coleman(6) LP-Shane Sanders (8-3) T-2:40 A-10907 HR UF - Pat Osborn (14)

May 25, 2002, Game 12, S. Carolina 10, LSU 8
South Carolina.....104 001 040 - 10 11 1 (47-13)
LSU .....030 211 010 - 8 13 2 (40-18)
WP-Matt Campbell (3-2) Save-John Wesley(1) LP-Jake Tompkins (5-1) T-3:06 A-4688 HR LS - Jon Zeringue (2)

May 25, 2002, Game 13, Alabama 11, Florida 9
Alabama .....200 504 000 - 11 12 3 (47-13)
Florida .....025 010 001 - 9 15 2 (43-17)
WP-Brian Reed (5-0) Save-Jeffrey Norris(1) LP-Jamie Goldfarb (2-4) T-2:48 A-0 HR UA - Travis Garner (6), Peter Stonard (5), Jeremy Brown (11), Scott McClanahan (14) HR UF - Ben Harrison (8)

May 25, 2002, Game 14, S. Carolina 5, LSU 4
LSU .....001 001 002 - 4 9 2 (40-19)
South Carolina.....000 030 20X - 5 8 1 (48-13)
WP-Aaron Rawl (5-1) Save-Blake Taylor(19) LP-Bo Pettit (8-7) T-2:38 A-8610 HR SC - Steve Thomas (10)

May 26, 2002, Game 15, Alabama 6, S. Carolina 2
South Carolina.....000 010 001 - 2 10 0 (48-14)
Alabama .....320 000 10X - 6 10 0 (48-13)
WP-Jeffrey Norris (5-1) LP-Chris Hernandez (1-1) T-2:26 A-13367 HR SC - Demetrick Smith (2)

2003

Hoover, Ala. • Hoover Metropolitan Stadium • May 22-25

May 22, 2003, Game 1, Auburn 3, Vanderbilt 1
Vanderbilt .....000 001 000 - 1 5 1 (27-27)
Auburn .....000 010 20X - 3 7 1 (39-17)
WP-Cory Dueitt (7-2) Save-Steven Register(15) LP-Jeremy Sowers (7-5) T-2:29 A-8045

May 22, 2003, Game 2, Alabama 9, S. Carolina 7
Alabama .....100 005 201 - 9 10 2 (34-22)
South Carolina.....000 401 200 - 7 15 1 (38-19)
WP-Jared Woodward (3-0) Save-Brian Reed(12) LP-Aaron Rawl (6-3) T-3:10 A-8045

May 22, 2003, Game 3, Miss. State 5, Ole Miss 4
Ole Miss.....100 000 102 000 - 4 11 1(33-24)
Mississippi State .....010 010 101 001 - 5 14 1(39-16-1)
WP-Jamie Gant (4-1) LP-Brae Wright (4-4) T-3:52 A-8359 HR MS - Thomas Berkery (6)

May 22, 2003, Game 4, LSU 5, Arkansas 4
Arkansas..... 000 020 020 - 4 8 0 (34-19)
LSU.....003 100 10X - 5 10 1(38-18-1)
WP-Jason Determann (5-0) Save-Billy Sadler(4) LP-Jarrett Gardner (4-5) T-2:19 A-8359

May 23, 2003, Game 5, S. Carolina 3, Vanderbilt 2
South Carolina.....000 010 020 - 3 3 0 (39-19)
Vanderbilt .....000 001 001 - 2 11 2 (27-28)
WP-David Marchbanks (13-2) Save-Aaron Rawl(6) LP-Ryan Mullins (3-8) T-2:15 A-4272

May 23, 2003, Game 6, Ole Miss 8, Arkansas 7
Arkansas .....200 200 110 01 - 7 16 3(34-20)
Ole Miss .....200 031 000 02 - 8 13 3(34-24)
WP-Brian Pettway (1-0) LP-Charley Boyce (5-5) T-3:45 A-4272 HR AR - Andrew Wishy (8)

May 23, 2003, Game 7, Alabama 7, Auburn 5
Auburn .....000 100 400 - 5 10 1 (39-18)
Alabama .....000 300 04X - 7 9 3 (35-22)
WP-Taylor Tankersley (7-4) LP-Steven Register (3-2) T-3:04 A-14427

SEC TOURNAMENT RESULTS

May 23, 2003, Game 8, LSU 7, Miss. State 2
Mississippi State.....002 000 000 - 2 11 4(39-17-1)
LSU.....032 000 02X - 7 4 0(39-18-1)
WP-Nate Brumstead (10-2) LP-Alan Johnson (5-4)
T-2:28 A-14427

May 24, 2003, Game 9, Auburn 5, S. Carolina 1
Auburn.....201 000 002 - 5 10 0 (40-18)
South Carolina.....000 000 001 - 1 5 3 (39-20)
WP-Arnold Hughey (6-5) LP-Matt Campbell (5-4)
T-2:39 A-7568

May 24, 2003, Game 10, Miss. State 4, Ole Miss 1
Ole Miss..... 000 010 000 - 1 9 2 (34-25)
Mississippi State.....010 102 00X - 4 7 0(40-17-1)
WP-Jamie Gant (5-1) LP-Mark Holliman (4-7) T-2:47
A-7568

May 24, 2003, Game 11, Alabama 13, Auburn 3
Alabama .....001 155 1 - 13 15 0 (36-22)
Auburn.....002 010 0 - 3 9 2 (40-19)
WP-Seth Johnson (7-5) LP-Eric Brandon (3-4) T-2:49
A-12673 HR UA - Adam Pavkovich (10), Allen Rice (7)
HR AU - Javon Moran (4)

May 24, 2003, Game 12, LSU 17, Miss. State 5
LSU.....950 003 0 - 17 11 1(40-18-1)
Mississippi State.....000 302 0 - 5 6 4(40-18-1)
WP-Bo Pettit (9-2) LP-Todd Nicholas (5-4) T-2:42
A-12673 HR MS - J.B. Tucker (2)

May 25, 2003, Game 13, Alabama 10, LSU 3
LSU.....000 001 011 - 3 12 5(40-19-1)
Alabama ..... 030 000 34X - 10 12 1 (37-22)
WP-Jeffrey Norris (6-2) LP-Justin Meier (7-3) T-3:03
A-11705

2004

Hoover, Ala. • Hoover Metropolitan Stadium •
May 26-30

May 26, 2004, Game 1, Florida 5, LSU 4
Florida .....210 000 100 1 - 5 9 1 (39-18)
LSU.....201 000 100 0 - 4 11 0 (41-16)
WP-Darren O'Day (8-1) LP-Jason Determann (5-4)
T-3:07 A-0 HR UF - Matt LaPorta (13)

May 26, 2004, Game 2, Vanderbilt 6, Georgia 0
Vanderbilt.....102 030 000 - 6 10 1 (40-16)
Georgia .....000 000 000 - 0 3 1 (37-19)
WP-Jeremy Sowers (9-5) LP-Mitchell Boggs (2-3) T-2:20
A-5366

May 26, 2004, Game 3, S. Carolina 7, Ole Miss 6
South Carolina .....000 100 104 1 - 7 10 3 (42-15)
Ole Miss .....000 000 060 0 - 6 6 0 (39-18)
WP-Chad Blackwell (4-3) LP-Stephen Head (6-2) T-2:51
A-0 HR SC - Steven Tolleson (3), Steve Pearce (16) HR
UM - Stephen Head (12)

May 26, 2004, Game 4, Tennessee 8, Arkansas 6
Tennessee.....200 000 100 003 2 -8 10 1 (37-20)
Arkansas .....000 000 102 003 0 -6 13 4 (37-20)
WP-Scot Drucker (8-3) Save-Craig Cobb(1) LP-Caton
Hall (5-2) T-3:30 A-5213 HR AR - Haas Pratt (6)

May 27, 2004, Game 5, Georgia 1, LSU 0
LSU.....000 000 000 - 0 4 1 (41-17)
Georgia .....000 000 001 - 1 7 0 (38-19)
WP-Will Startup (5-2) LP-Lane Mestepey (5-3) T-1:57

May 27, 2004, Game 6, Arkansas 4, Ole Miss 3
Ole Miss.....000 000 102 - 3 9 4 (39-19)
Arkansas.....000 020 20X - 4 5 1 (38-20)
WP-Charley Boyce (8-2) Save-Jay Sawatski(5) LP-Anthony
Cupps (3-4) T-2:38 A-6428 HR UM - Alex Presley (6)

May 27, 2004, Game 7, Vanderbilt 3, Florida 0
Vanderbilt.....200 100 000 - 3 7 0 (41-16)
Florida .....000 000 000 - 0 7 1 (39-19)
WP-Ryan Mullins (8-2) Save-Jensen Lewis(2) LP-Tommy
Boss (3-5) T-2:14 A-0 HR VU - Cesar Nicolas (14)

May 27, 2004, Game 8, S. Carolina 5, Tennessee 1
Tennessee .....000 010 000 - 1 4 4 (37-21)
South Carolina.....020 020 01X - 5 6 2 (43-15)
WP-Aaron Rawl (11-4) Save-Chad Blackwell(13) LP-
Craig Cobb (3-4) T-2:07 A-6547

May 28, 2004, Game 9, Florida 7, Georgia 0
Georgia .....000 000 000 - 0 3 1 (38-20)
Florida .....000 301 30X - 7 7 1 (40-19)
WP-Connor Falkenbach (9-6) LP-Michael Hyle (7-2)
T-2:15 A-0 HR UF - C.J. Smith (14)

May 28, 2004, Game 10, Arkansas 4, Tennessee 1
Arkansas.....100 011 100 - 4 8 2 (38-20)
Tennessee .....000 001 000 - 1 6 2 (37-22)
WP-Trey Holloway (2-1) LP-Derek Tharpe (6-1) T-2:36
A-7052

May 29, 2004, Game 11, Vanderbilt 6, Florida 5
Florida .....020 000 001 020 - 5 10 0(40-20)
Vanderbilt.....102 000 000 021 - 6 15 1(42-16)
WP-Jensen Lewis (6-4) LP-Steven Porter (1-3) T-3:29
A-3136 HR VU - Ryan Klosterman (7)

May 29, 2004, Game 12, S. Carolina 3, Arkansas 2
Arkansas.....000 000 002 - 2 10 1 (39-21)
South Carolina.....100 002 00X - 3 4 1 (44-15)
WP-Billy Buckner (6-2) Save-Chad Blackwell(14) LP-Justin White (2-3) T-2:29 A-3029

May 30, 2004, Game 13, S. Carolina 3, Vanderbilt 2
South Carolina.....100 002 000 - 3 9 2 (45-15)
Vanderbilt.....100 010 000 - 2 11 0 (42-17)
WP-Zac McCamie (6-0) Save-Chad Blackwell(15) LP-
Jeff Sues (4-1) T-2:33 A-7882

2005

Hoover, Ala. • Hoover Metropolitan Stadium •
May 25-29 • (First with No. 1 Seed in Game 3)

May 25, 2005, Game 1, Miss. State 9, LSU 2
Mississippi State .....401 120 100 - 9 17 0 (37-20)
LSU.....000 000 200 - 2 9 1 (38-19)
WP-Alan Johnson (4-6) LP-Lane Mestepey (6-8) T-3:03

May 25, 2005, Game 2, S. Carolina 12, Tennessee 2
South Carolina.....040 012 401 - 12 18 1 (38-19)
Tennessee .....200 000 000 - 2 8 2 (39-18)
WP-Aaron Rawl (9-5) LP-Chris Howell (1-4) T-2:46
A-7989 HR SC - Steve Pearce (19)

May 25, 2005, Game 3, Florida 9, Arkansas 8
Arkansas.....210 020 210 - 8 14 2 (37-19)
Florida .....100 010 061 - 9 13 5 (39-18)
WP-Darren O'Day (7-3) LP-Charley Boyce (10-8)
T-3:32 A-0 HR UF - Jeff Corsaletti (7)

May 25, 2005, Game 4, Ole Miss 3, Alabama 1
Alabama .....000 000 001 - 1 6 3 (37-20)
Ole Miss.....021 000 00X - 3 6 1 (41-16)
WP-Mark Holliman (7-3) Save-Stephen Head(6) LP-
Wade LeBlanc (4-5) T-2:36 A-11318

May 26, 2005, Game 5, Tennessee 5, LSU 1
LSU.....000 010 000 - 1 8 2 (38-20)
Tennessee .....200 100 20X - 5 11 0 (40-18)
WP-Luke Hochevar (14-2) LP-Clay Dirks (10-3) T-3:03
A-0 HR LS - Blake Gill (6) HR UT - Kelly Edmundson (8)

May 26, 2005, Game 6, Alabama 5, Arkansas 4
Arkansas.....202 000 000 - 4 7 1 (37-20)
Alabama .....211 000 01X - 5 6 2 (38-20)
WP-Brent Carter (7-3) Save-David Robertson(7)
LP-Charley Boyce (10-9) T-2:46 A-6452

May 26, 2005, Game 7, Miss. State 6, S. Carolina 2
Mississippi State .....050 000 100 - 6 11 1 (38-20)
South Carolina.....000 000 002 - 2 5 2 (38-20)
WP-Todd Doolittle (5-7) LP-Zac McCamie (8-4) T-2:38
A-0

May 26, 2005, Game 8, Florida 10, Ole Miss 7
Ole Miss.....000 004 300 - 7 13 2 (41-17)
Florida .....000 050 32X - 10 15 3 (40-18)
WP-Steven Porter (2-1) Save-Darren O'Day(6) LP-Stephen Head (7-3) T-3:29 A-7482 HR UM - Brian
Pettway (18)

May 27, 2005, Game 9, Tennessee 4, S. Carolina 1
Tennessee .....000 000 400 - 4 10 1 (41-18)
South Carolina.....010 000 000 - 1 3 3 (38-21)
WP-James Adkins (8-4) Save-Sean Watson(6) LP-Brent
Marsh (3-3) T-2:51 A-0

May 27, 2005, Game 10, Ole Miss 5, Alabama 3
Alabama .....100 001 010 - 3 5 1 (38-21)
Ole Miss.....030 000 02X - 5 8 3 (42-17)
WP-Brian Pettway (2-1) LP-David Robertson (7-5) T-2:56
A-11519 HR UM - Brian Pettway (19)

May 28, 2005, Game 11, Miss. State 3, Tennessee 2
Tennessee .....000 000 002 - 2 13 0 (41-19)
Mississippi State .....100 000 002 - 3 10 1 (39-20)
WP-Mike Valentine (6-0) LP-Craig Cobb (6-4) T-2:13
A-5446

May 28, 2005, Game 12, Ole Miss 14, Florida 1
Florida .....000 010 0 - 1 2 0 (40-19)
Ole Miss.....207 203 X - 14 16 0 (43-17)
WP-Anthony Cupps (8-3) LP-Bryan Ball (6-4) T-2:18 A-6162

May 28, 2005, Game 13, Ole Miss 4, Florida 2
Ole Miss.....111 010 000 - 4 9 1 (44-17)
Florida .....000 010 001 - 2 12 2 (40-20)
WP-Tommy Baumgardner (2-1) Save-Stoney Stone(1) LP-Tommy Boss (6-4) T-2:53 A-6162 HR UM - Stephen Head (18) HR UF - Jeff Corsaletti (8)

May 29, 2005, Game 14, Miss. State 4, Ole Miss 1
Ole Miss.....000 000 100 - 1 5 0 (44-18)
Mississippi State .....003 010 00X - 4 9 0 (40-20)
WP-Brooks Dunn (6-2) Save-Brett Cleveland(4) LP-Mark Holliman (7-4) T-2:22 A-12290 HR MS - Jeff Butts (2)

2006

Hoover, Ala. • Hoover Metropolitan Stadium • May 24-28

May 24, 2006, Game 1, S. Carolina 4, Kentucky 2
South Carolina.....000 000 004 - 4 8 0 (37-20)
Kentucky.....000 000 101 - 2 5 2 (42-14)
WP-Mike Cisco (6-4) Save-Wynn Pelzer(5) LP-Tommy Warner (3-1) T-2:25 A-0 HR SC - Jon Willard (7) HR UK - Collin Cowgill (16), Sean Coughlin (17)

May 24, 2006, Game 2, Vanderbilt 9, Georgia 4
Vanderbilt .....032 030 100 - 9 16 3 (34-23)
Georgia .....110 002 000 - 4 7 2 (38-18)
WP-Matt Buschmann (5-4) LP-Mickey Westphal (6-1) T-2:34 A-4933

May 24, 2006, Game 3, LSU 4, Alabama 3
LSU.....010 010 101 - 4 9 1 (35-22)
Alabama .....000 000 021 - 3 4 0 (39-18)
WP-Clay Dirks (5-4) Save-Will Harris(4) LP-Bernard Robert (7-6) T-2:40 A-0 HR LS - Buzzy Haydel (1) HR UA - Kent Matthes (1)

May 24, 2006, Game 4, Ole Miss 9, Arkansas 4
Ole Miss.....200 020 203 - 9 12 1 (37-20)
Arkansas.....100 200 001 - 4 8 3 (38-18)
WP-Will Kline (4-2) Save-C. Satterwhite(2) LP-Nick Schmidt (9-3) T-3:32 A-12838

May 25, 2006, Game 5, Georgia 16, Kentucky 10
Georgia .....001 540 303 - 16 22 1 (39-18)
Kentucky.....111 110 203 - 10 15 2 (42-15)
WP-Brooks Brown (7-3) LP-Craig Snipp (7-4) T-3:42 A-0 HR UK - Ryan Strieby (20), John Shelby (17)

May 25, 2006, Game 6, Alabama 4, Arkansas 3
Arkansas.....000 000 030 - 3 7 2 (38-19)
Alabama .....000 000 40X - 4 7 0 (40-18)
WP-Wade LeBlanc (10-0) Save-David Robertson(10) LP-Daryl Maday (2-2) T-2:48 A-5998 HR AR - David Hum (5)

May 25, 2006, Game 7, Vanderbilt 11, S. Carolina 1
South Carolina.....001 000 0 - 1 6 0 (37-21)
Vanderbilt .....006 005 X - 11 12 0 (35-23)
WP-David Price (9-4) LP-Jeff Jeffords (0-1) T-1:58 A-0 HR VU - Pedro Alvarez (18), Dominic de la Osa (8)

May 25, 2006, Game 8, Ole Miss 12, LSU 1
LSU.....000 001 0 - 1 4 1 (35-23)
Ole Miss.....314 202 X - 12 10 2 (38-20)
WP-Brett Bukvich (6-5) LP-Louis Coleman (5-6) T-2:15 A-7205 HR LS - Quinn Stewart (23) HR UM - Chris Coghlan (3)

May 26, 2006, Game 9, Georgia 16, S. Carolina 10
Georgia .....005 360 020 - 16 22 3 (40-18)
South Carolina.....360 001 000 - 10 11 2 (37-22)
WP-Trevor Holder (3-3) LP-Wynn Pelzer (4-4) T-3:42 A-0 HR UG - Joey Side (10), Gordon Beckham (11) HR SC - Justin Smoak (16), Phil Disher (2), Ian Paxton (5)

May 26, 2006, Game 10, Alabama 8, LSU 3
Alabama .....300 110 102 - 8 8 1 (41-18)
LSU.....001 000 200 - 3 9 5 (35-24)
WP-Tommy Hunter (10-3) Save-Jake McCarter(1) LP-Chris Cahill (1-1) T-3:13 A-11923 HR UA - Kody Valverde (11)

May 27, 2006, Game 11, Georgia 5, Vanderbilt 4
Vanderbilt .....001 000 300 - 4 9 0 (35-24)
Georgia..... 000 000 104 - 5 6 1 (41-18)
WP-Joshua Fields (3-2) LP-Nick Christiani (2-4) T-2:51 A-3552

May 27, 2006, Game 12, Ole Miss 9, Alabama 2
Alabama .....000 020 000 - 2 6 3 (41-19)
Ole Miss.....041 110 11X - 9 14 0 (39-20)
WP-Lance Lynn (6-3) Save-Garrett White(8) LP-Jordan Davis (1-3) T-3:11 A-8488 HR UM - Alex Presley (6), Mark Wright (11)

May 27, 2006, Game 13, Vanderbilt 11, Georgia 1
Georgia .....001 000 0 - 1 8 3 (41-19)
Vanderbilt .....300 213 2 - 11 15 1 (36-24)
WP-Cody Crowell (6-2) LP-Iain Sebastian (0-3) T-2:25 A-1314 HR VU - Pedro Alvarez (19)

May 28, 2006, Game 14, Ole Miss 9, Vanderbilt 3
Ole Miss.....211 100 004 - 9 12 0 (40-20)
Vanderbilt .....000 020 100 - 3 13 1 (36-25)
WP-Craig Rodriguez (4-3) Save-Will Kline(3) LP-Tyler Rhoden (3-1) T-3:19 A-9025 HR UM - Mark Wright (12)

2007

Hoover, Ala. • Hoover Metropolitan Stadium • May 23-27

May 23, 2007, Game 1, Arkansas 6, Alabama 0
Alabama .....000 000 000 - 0 2 2 (31-25)
Arkansas.....014 001 00X - 6 7 0 (39-18)
WP-Nick Schmidt (10-3) LP-Tommy Hunter (7-5) T-2:28 A-0 HR AR - Danny Hamblin (21)

May 23, 2007, Game 2, S. Carolina 4, Florida 3
Florida .....012 000 000 000 - 3 6 3 (28-29)
South Carolina .....000 002 100 001 - 4 10 0 (41-16)
WP-Jeff Jeffords (6-1) LP-David Hurst (2-2) T-3:34 A-5746

May 23, 2007, Game 3, Tennessee 6, Vanderbilt 4
Tennessee .....100 012 011 - 6 13 2 (34-23)
Vanderbilt .....000 000 013 - 4 3 1 (46-11)
WP-James Adkins (7-7) LP-Brett Jacobson (5-2) T-2:53 A-0 HR UT - Tony Delmonico (8) HR VU - Pedro Alvarez (16)

May 23, 2007, Game 4, Ole Miss 3, Miss. State 1
Ole Miss.....020 010 000 - 3 7 0 (36-21)
Mississippi State .....000 010 000 - 1 8 1 (33-19)
WP-Will Kline (6-2) LP-Justin Pigott (5-6) T-3:03 A-6192

May 24, 2007, Game 5, Florida 3, Alabama 2
Alabama .....010 000 001 - 2 8 0 (31-26)
Florida .....111 000 00X - 3 8 0 (29-29)
WP-Bryan Augenstein (8-5) LP-Will Stroup (3-1) T-2:46 A-0 HR UA - Alex Avila (14)

May 24, 2007, Game 6, Vanderbilt 3, Miss. State 2
Mississippi State .....000 000 200 - 2 5 1 (33-20)
Vanderbilt .....003 000 00X - 3 6 0 (47-11)
WP-David Price (11-0) LP-Chad Crosswhite (7-4) T-2:33 A-5782

May 24, 2007, Game 7, Arkansas 6, S. Carolina 0
South Carolina.....000 000 000 - 0 3 1 (41-17)
Arkansas.....203 001 00X - 6 10 1 (40-18)
WP-Jess Todd (9-2) LP-Arik Hempy (5-3) T-2:31 A-0 HR AR - Logan Forsythe (8)

May 24, 2007, Game 8, Ole Miss 6, Tennessee 3
Tennessee .....000 003 000 - 3 6 1 (34-24)
Ole Miss.....500 100 00X - 6 10 0 (37-21)
WP-Lance Lynn (7-4) Save-C. Satterwhite(4) LP-Craig Cobb (8-6) T-2:58 A-5655 HR UT - Tony Delmonico (9)

May 25, 2007, Game 9, S. Carolina 5, Florida 3
Florida .....200 000 001 - 3 5 3 (29-30)
South Carolina.....030 002 00X - 5 9 3 (42-17)
WP-Mike Cisco (6-2) Save-Jeff Jeffords(4) LP-Patrick Keating (3-2) T-3:01 A-0 HR UF - Matt LaPorta (20)

May 25, 2007, Game 10, Vanderbilt 15, Tennessee 2
Vanderbilt .....230 001 027 - 15 16 1 (48-11)
Tennessee .....000 000 020 - 2 8 3 (34-25)
WP-Mike Minor (9-1) LP-Nick Hernandez (4-4) T-3:06 A-6137

May 26, 2007, Game 11, Arkansas 3, S. Carolina 2
Arkansas.....012 000 000 - 3 7 1 (41-18)
South Carolina.....001 000 010 - 2 9 1 (42-18)
WP-Duke Welker (6-5) Save-Travis Hill(3) LP-Blake Cooper (7-2) T-2:36 A-0

May 26, 2007, Game 12, Vanderbilt 13, Ole Miss 1
Vanderbilt .....260 020 03 - 13 16 0 (49-11)
Ole Miss.....000 000 10 - 1 3 3 (37-22)
WP-Cody Crowell (4-1) LP-Brett Bukvich (7-3) T-2:24 A-7202 HR VU - Dominic de la Osa (18), Pedro Alvarez (17), Parker Hanks (2)

May 26, 2007, Game 13, Vanderbilt 7, Ole Miss 6
Ole Miss .....210 000 000 3 - 6 10 2 (37-23)
Vanderbilt .....200 000 001 4 - 7 13 1 (50-11)
WP-Casey Weathers (11-2) LP-Cody Satterwhite (4-4) T-3:53 A-7202 HR UM - Zach Miller (3) HR VU - Dominic de la Osa (19)

May 27, 2007, Game 14, Vanderbilt 7, Arkansas 2
Vanderbilt .....400 000 201 - 7 12 0 (51-11)
Arkansas.....120 000 100 - 4 9 3 (41-19)
WP-Tyler Rhoden (4-0) Save-Brett Jacobson(1) LP-Dallas Keuchel (6-3) T-3:31 A-7263 HR AR - Jake Dugger (6), Danny Hamblin (22)

SEC TOURNAMENT RESULTS

2008

Hoover, Ala. • Hoover Metropolitan Stadium • May 21-25

May 21, 2008, Game 1, LSU 5, S. Carolina 4
South Carolina.....000 102 001 0 - 4 6 0 (37-20)
LSU.....000 000 004 1 - 5 5 0(40-17-1)
WP-Jared Bradford (10-4) LP-Alex Farotto (0-1) T-3:25 A-0 HR SC - Phil Disher (17) HR LS - Blake Dean (14), Matt Clark (20)

May 21, 2008, Game 2, Vanderbilt 7, Florida 3
Vanderbilt.....130 101 001 - 7 14 2 (38-18)
Florida .....100 002 000 - 3 8 1 (34-21)
WP-Mike Minor (6-3) Save-Russell Brewer(6) LP-Patrick Keating (8-1) T-3:36 A-6027

May 21, 2008, Game 3, Ole Miss 4, Georgia 1
Ole Miss.....200 100 001 - 4 12 1 (35-22)
Georgia.....000 001 000 - 1 6 0(35-20-1)
WP-Lance Lynn (7-3) Save-Scott Bittle(8) LP-Nick Montgomery (2-2) T-3:09 A-0 HR UM - Michael Guerrero (5)

May 21, 2008, Game 4, Kentucky 9, Alabama 3
Alabama .....210 000 000 - 3 8 2 (32-25)
Kentucky.....200 124 00X - 9 8 2 (42-15)
WP-Aaron Lovett (5-1) LP-Jimmy Nelson (3-3) T-3:04 A-11967 HR UA - Tyler Odle (3)

May 22, 2008, Game 5, S. Carolina 11, Florida 3
Florida .....101 010 000 - 3 10 3 (34-22)
South Carolina.....050 010 05X - 11 10 1 (38-20)
WP-Nick Godwin (7-3) Save-Mike Cisco(1) LP-Billy Bullock (4-4) T-2:51 A-0 HR SC - Justin Smoak (21)

May 22, 2008, Game 6, Alabama 5, Georgia 2
Georgia.....100 000 001 - 2 4 2(35-21-1)
Alabama ..... 103 000 01X - 5 7 0 (33-25)
WP-Austin Hyatt (4-4) LP-Stephen Dodson (5-3) T-2:33 A-5894

May 22, 2008, Game 7, LSU 8, Vanderbilt 2
LSU.....000 043 001 - 8 9 1(41-16-1)
Vanderbilt ..... 001 000 100 - 2 5 3 (38-18)
WP-Blake Martin (5-3) LP-Caleb Cotham (7-5) T-2:46 A-0 HR LS - Derek Helenihi (3) HR VU - Parker Hanks (4)

May 22, 2008, Game 8, Ole Miss 8, Kentucky 7
Kentucky.....000 301 111 - 7 9 1 (42-13)
Ole Miss.....003 100 202 - 8 10 2 (36-22)
WP-Jake Morgan (3-0) LP-Scott Green (6-4) T-3:50 A-6853 HR UM - Michael Guerrero (6), Matt Smith (13)

May 23, 2008, Game 9, Vanderbilt 7, S. Carolina 5
South Carolina.....000 100 040 - 5 8 1 (38-21)
Vanderbilt.....002 203 00X - 7 10 0 (39-20)
WP-Nick Christiani (6-4) Save-Russell Brewer(7) LP-Blake Cooper (5-6) T-2:54 A-0 HR SC - Phil Disher 2 (19) HR VU - Pedro Alvarez (8), Andrew Giobbi (3)

May 23, 2008, Game 10, Alabama 13, Kentucky 4
Alabama .....050 012 023 - 13 15 1 (34-25)
Kentucky.....000 100 300 - 4 10 2 (42-17)
WP-Del Howell (1-0) LP-Greg Dombrowski (5-1) T-4:07 A-11519 HR UA - Alex Kubal (4)

May 24, 2008, Game 11, Vanderbilt 7, Ole Miss 4
Vanderbilt.....115 000 000 - 7 9 0 (40-19)
Ole Miss.....200 200 000 - 4 5 1 (36-23)
WP-Brett Jacobson (2-4) Save-Russell Brewer(8) LP-Rory McKean (4-1) T-3:28 A-0 HR VU - David Macias (8) HR UM - Cody Overbeck (15)

May 24, 2008, Game 12, LSU 12, Alabama 8
LSU..... 002 101 062 - 12 15 2 (42-16-1)
Alabama..... 000 420 020 - 8 11 3 (34-26)
WP-Anthony Ranaudo (1-0) LP-Austin Graham (6-2) T-3:33 A-12324 HR LS - Blake Dean (15), Matt Clark (21)

May 24, 2008, Game 13, Ole Miss 8, Vanderbilt 7
Ole Miss.....300 210 110 - 8 12 0 (37-23)
Vanderbilt.....200 001 031 - 7 9 0 (40-20)
WP-Jake Morgan (4-0) LP-Drew Hayes (2-1) T-4:03 A-3848 HR UM - Michael Guerrero 2 (8), Matt Smith (14) HR VU - Pedro Alvarez (9), Ryan Flaherty (14)

May 25, 2008, Game 14, LSU 8, Ole Miss 2
Ole Miss..... 110 000 000 - 2 8 1 (37-24)
LSU.....100 050 11X - 8 10 0(43-16-1)
WP-Louis Coleman (6-0) LP-Nathan Baker (3-5) T-2:49 A-11123 HR UM - Michael Guerrero (9) HR LS - Blake Dean (16), Matt Clark (22)

2009

Hoover, Ala. • Hoover Metropolitan Stadium • May 20-24 • (First with flipped bracket on Saturday)

May 20, 2009, Game 1, Arkansas 8, Florida 5
Arkansas.....010 500 011 - 8 11 1 (33-20)
Florida .....002 300 000 - 5 4 4 (38-19)
WP-Mike Bolsinger (4-4) Save-Stephen Richards(9) LP-Stephen Locke (4-2) T-3:17 A-0 A-0 HR AR - Zack Cox (8)

May 20, 2009, Game 2, Georgia 6, Ole Miss 3
Georgia .....000 004 200 - 6 9 1 (36-20)
Ole Miss.....000 011 100 - 3 10 1 (40-16)
WP-Justin Grimm (3-4) Save-Dean Weaver(10) LP-Drew Pomeranz (6-4) T-3:01 A-5161 HR UG - Matt Cerione (10)

May 20, 2009, Game 3, Vanderbilt 4, LSU 1
Vanderbilt.....000 110 200 - 4 9 0 (32-24)
LSU.....000 000 100 - 1 6 1 (41-16)
WP-Mike Minor (6-4) LP-Austin Ross (5-7) T-2:56 A-0 HR VU - Andrew Giobbi (5)

May 20, 2009, Game 4, S. Carolina 9, Alabama 5
South Carolina .....000 023 000 04 - 9 11 0 (38-19)
Alabama .....300 100 100 00 - 5 8 1 (37-18)
WP-Alex Farotto (4-2) LP-Nathan Kilcrease (4-4) T-3:57 A-9254 HR SC - Adam Matthews (3) HR UA - Kent Matthes (28)

May 21, 2009, Game 5, Florida 12, Ole Miss 2
Florida .....100 133 22 - 12 15 1 (39-19)
Ole Miss.....110 000 00 - 2 7 2 (40-17)
WP-Anthony DeSclafani (6-3) LP-Brett Bukvich (9-3) T-2:54 A-0 HR UF - Jonathan Pigott 2 (4), Preston Tucker (12)

May 21, 2009, Game 6, LSU 9, Alabama 6
Alabama .....002 010 021 - 6 9 3 (37-19)
LSU.....014 100 30X - 9 12 3 (42-16)
WP-Anthony Ranaudo (8-3) Save-Matty Ott(13) LP-Austin Hyatt (8-2) T-3:17 A-6524 HR LS - Derek Helenihi (4)

May 21, 2009, Game 7, Georgia 2, Alabama 1
Arkansas .....000 000 001 0 - 1 6 0 (33-21)
Georgia .....000 001 000 1 - 2 7 0 (37-20)
WP-Dean Weaver (4-2) LP-Stephen Richards (5-1) T-3:02 A-0

May 21, 2009, Game 8, Vanderbilt 5, S. Carolina 4
Vanderbilt.....000 202 001 - 5 10 0 (33-24)
South Carolina.....001 100 020 - 4 11 2 (38-20)
WP-Richie Goodenow (1-1) Save-Chase Reid(1) LP-Michael Roth (1-1) T-3:22 A-3302 HR VU - Aaron Westlake (8), Andrew Giobbi (6)

May 22, 2009, Game 9, Arkansas 10, Florida 7
Florida .....000 300 400 - 7 8 2 (39-20)
Arkansas.....020 501 20X - 10 9 2 (34-21)
WP-Sam Murphy (3-1) Save-Zack Cox(1) LP-Greg Larson (3-2) T-2:59 A-0 HR UF - Jonathan Pigott (5) HR AR - Zack Cox (9)

May 22, 2009, Game 10, LSU 4, S. Carolina 1
LSU.....000 002 020 - 4 6 0 (43-16)
South Carolina.....000 000 010 - 1 7 1 (38-21)
WP-Louis Coleman (11-2) Save-Matty Ott(14) LP-Nolan Belcher (4-4) T-2:48 A-7243 HR SC - Brady Thomas (1)

May 23, 2009, Game 11, Vanderbilt 11, Arkansas 1
Arkansas.....000 001 0 - 1 5 0 (34-22)
Vanderbilt.....000 432 2 - 11 15 0 (34-24)
WP-Caleb Cotham (6-5) LP-TJ Forrest (2-6) T-2:31 A-0 HR VU - Curt Casali (9)

May 23, 2009, Game 12, LSU 16, Georgia 0
LSU.....700 063 0 - 16 15 0 (44-16)
Georgia .....000 000 0 - 0 3 3 (37-21)
WP-Daniel Bradshaw (4-0) LP-Alex McRee (4-4) T-3:11 A-0 HR LS - Ryan Schimpf (17)

May 23, 2009, Game 13, LSU 3, Georgia 2
Georgia .....100 001 0 - 2 4 0 (37-22)
LSU.....001 020 X - 3 8 0 (45-16)
WP-Nolan Cain (5-0) Save-Paul Bertuccini(3) LP-Will Harvil (4-2) T-2:30 A-5356

May 24, 2009, Game 14, LSU 6, Vanderbilt 2
LSU.....100 220 100 - 6 7 1 (46-16)
Vanderbilt.....000 100 100 - 2 6 2 (34-25)
WP-Ryan Byrd (1-0) LP-Nick Christiani (4-5) T-2:51 A-7092 HR VU - Steven Liddle (10), Curt Casali (10)

SEC TOURNAMENT RESULTS

2010

Hoover, Ala. • Regions Park • May 26-30 • (First with a pitch clock)

May 26, 2010, Game 1, Alabama 7, Auburn 1
Alabama .....000 200 113 - 7 10 2 (35-21)
Auburn .....001 000 000 - 1 5 1 (39-18)
WP-Jimmy Nelson (8-2) LP-Cory Luckie (6-4) T-2:12

May 26, 2010, Game 2, Ole Miss 3, S. Carolina 0
Ole Miss.....002 000 100 - 3 9 0 (37-20)
South Carolina.....000 000 000 - 0 7 0 (43-14)
WP-Drew Pomeranz (8-2) Save-B. Huber(11) LP-Nolan Belcher (3-1) T-2:39 A-12514 HR UM - Miles Hamblin (5)

May 26, 2010, Game 3, LSU 10, Florida 6
LSU.....050 201 101 - 10 19 1 (37-20)
Florida .....010 020 030 - 6 11 1 (40-14)
WP-Anthony Ranaudo (4-2) LP-Brian Johnson (5-4) T-3:17 A-0 HR LS - Matt Gaudet (19) HR UF - Matt den Dekker (12)

May 26, 2010, Game 4, Vanderbilt 2, Arkansas 0
Vanderbilt .....000 001 010 - 2 7 0 (41-15)
Arkansas.....000 000 000 - 0 7 0 (40-17)
WP-Sonny Gray (9-4) Save-Chase Reid(2) LP-Sam Murphy (0-2) T-2:55 A-6772 HR VU - Aaron Westlake (12)

May 27, 2010, Game 5, Auburn 3, S. Carolina 1
Auburn.....000 100 000 002 - 3 11 0 (40-18)
South Carolina .....000 000 100 000 - 1 7 1 (43-15)
WP-Austin Hubbard (5-2) LP-Matt Price (3-1) T-3:12 A-0 HR AU - Creede Simpson (4) HR SC - Brady Thomas (8)

May 27, 2010, Game 6, Florida 5, Arkansas 4
Arkansas.....000 120 001 - 4 5 1 (40-18)
Florida .....102 100 01X - 5 7 1 (41-14)
WP-Alex Panteliodis (9-2) Save-Kevin Chapman(11) LP-Mike Bolsinger (6-4) T-2:2 A-5759 A-5759

May 27, 2010, Game 7, Alabama 6, Ole Miss 3
Alabama .....000 012 120 - 6 12 0 (36-21)
Ole Miss.....000 000 111 - 3 9 1 (37-21)
WP-Nathan Kilcrease (6-2) Save-Jake Smith(4) LP-Aaron Barrett (7-4) T-2:50 A-0 HR UM - Miles Hamblin (6)

May 27, 2010, Game 8, LSU 7, Vanderbilt 5
LSU.....301 012 000 - 7 15 0 (38-20)
Vanderbilt .....030 000 002 - 5 6 1 (41-16)
WP-Austin Ross (5-4) LP-Taylor Hill (5-5) T-2:32 A-12180 HR LS - Micah Gibbs (9) HR VU - Mike Yastrzemski (2)

May 28, 2010, Game 9, Ole Miss 10, Auburn 7
Ole Miss .....021 100 300 3 - 10 12 2 (38-21)
Auburn.....012 010 300 0 - 7 10 5 (40-19)
WP-Matt Tracy (4-3) Save-Brett Huber(12) LP-Sean Ray (2-3) T-3:45 A-0 HR UM - Taylor Hashman (9) HR AU - Tony Caldwell (9), Hunter Morris (21)

May 28, 2010, Game 10, Florida 5, Vanderbilt 2
Florida .....001 220 000 - 5 7 1 (42-14)
Vanderbilt .....000 001 100 - 2 9 1 (41-17)
WP-Hudson Randall (7-3) Save-Steven Rodriguez(1) LP-Jack Armstrong (7-3) T-2:5 A-7605 A-7605 HR UF - Preston Tucker (10)

May 29, 2010, Game 11, LSU 8, Ole Miss 0
Ole Miss.....000 000 0 - 0 1 1 (38-22)
LSU.....103 013 X - 8 10 0 (39-20)
WP-Ben Alsup (4-0) LP-Rory McKean (4-2) T-2:01 A-0 HR LS - Blake Dean (11)

May 29, 2010, Game 12, Alabama 5, Florida 2
Florida .....000 011 0 - 2 6 1 (42-15)
Alabama .....122 000 X - 5 7 1 (37-21)
WP-Adam Morgan (6-4) LP-Tommy Toledo (3-2) T-1:38 A-11542

May 30, 2010, Game 13, LSU 4, Alabama 3
LSU.....021 000 000 01 - 4 11 2 (40-20)
Alabama .....000 100 110 00 - 3 9 1 (37-22)
WP-Anthony Ranaudo (5-2) LP-Jake Smith (1-2) T-3:14 A-13327 HR LS - Mikie Mahtook (14)

2011

Hoover, Ala. • Regions Park • May 25-29

May 25, 2011, Game 1, Alabama 7, Arkansas 4
Alabama .....501 001 000 - 7 11 2 (33-24)
Arkansas.....000 031 000 - 4 7 2 (36-19)
WP-Nathan Kilcrease (7-4) Save-Jonathan Smart(10) LP-Randall Fant (3-4) T-2:26 A-0 A-0 HR UA - Taylor Dugas (6)

May 25, 2011, Game 2, Florida 7, Miss. State 5
Mississippi State .....002 001 200 - 5 7 1 (34-22)
Florida .....100 100 41X - 7 9 0 (42-15)
WP-Steven Rodriguez (3-1) Save-Austin Maddox(4) LP-Luis Pollorena (6-5) T-3:15 A-8392 A-8392 HR MS - Nick Vickerson (7) HR UF - Brian Johnson (5)

May 25, 2011, Game 3, S. Carolina 7, Auburn 3
Auburn .....300 000 000 - 3 6 0 (29-28)
South Carolina.....031 102 00X - 7 8 2 (45-12)
WP-Michael Roth (11-3) LP-Jon Luke Jacobs (1-5) T-2:20 A-0

May 25, 2011, Game 4, Vanderbilt 10, Georgia 0
Georgia .....000 000 0 - 0 1 2 (28-29)
Vanderbilt .....030 012 4 - 10 14 1 (45-9)
WP-Kevin Ziomek (3-0) LP-Michael Palazzone (9-4) T-2:17 A-8814 HR VU - Jason Esposito (7)

May 26, 2011, Game 5, Arkansas 7, Miss. State 2
Arkansas.....400 111 000 - 7 14 1 (37-19)
Mississippi State .....000 200 000 - 2 8 2 (34-23)
WP-DJ Baxendale (9-2) Save-Barrett Astin(3) LP-Nick Routt (2-3) T-2:45 A-0

May 26, 2011, Game 6, Georgia 3, Auburn 2
Auburn .....000 110 000 - 2 7 1 (29-29)
Georgia .....000 003 00X - 3 13 1 (29-29)
WP-Alex Wood (5-7) LP-Derek Varnadore (6-3) T-2:30 A-0 HR AU - Casey McElroy (9)

May 26, 2011, Game 7, Florida 6, Alabama 0
Florida .....220 100 001 - 6 11 1 (43-15)
Alabama .....000 000 000 - 0 5 1 (33-25)
WP-Hudson Randall (9-3) LP-Adam Morgan (5-6) T-2:14 A-0

May 26, 2011, Game 8, Vanderbilt 7, S. Carolina 2
Vanderbilt .....201 000 004 - 7 12 1 (46-9)
South Carolina.....010 100 000 - 2 7 1 (45-13)
WP-Sonny Gray (10-3) Save-Navery Moore(10) LP-Forrest Koumas (6-1) T-3:08 A-7123

May 27, 2011, Game 9, Arkansas 4, Alabama 1
Alabama .....000 100 000 - 1 2 2 (33-26)
Arkansas.....100 101 01X - 4 7 1 (38-19)
WP-Ryne Stanek (3-2) Save-Trent Daniel(3) LP-Jonathan Smart (4-3) T-2:20 A-0 HR AR - Kyle Robinson (9)

May 27, 2011, Game 10, Georgia 4, S. Carolina 2
South Carolina.....011 000 000 - 2 8 2 (45-14)
Georgia .....310 000 00X - 4 8 0 (30-29)
WP-Blake Dieterich (3-3) Save-Tyler Maloof(17) LP-Colby Holmes (6-3) T-2:20 A-8068

May 28, 2011, Game 11, Vanderbilt 3, Arkansas 2
Arkansas.....000 002 000 - 2 9 2 (38-20)
Vanderbilt .....120 000 00X - 3 5 1 (47-9)
WP-Grayson Garvin (12-1) Save-Navery Moore(11) LP-Cade Lynch (4-4) T-2:50 A-0 HR VU - Connor Harrell (7)

May 28, 2011, Game 12, Georgia 4, Florida 3
Georgia .....202 000 000 - 4 9 2 (31-29)
Florida .....200 100 000 - 3 8 2 (43-16)
WP-Michael Palazzone (10-4) Save-Tyler Maloof(18) LP-Anthony DeSclafani (5-3) A-7205 A-7205

May 28, 2011, Game 13, Florida 3, Georgia 2
Florida .....002 000 001 - 3 5 0 (44-16)
Georgia .....110 000 000 - 2 7 4 (31-30)
WP-Tommy Toledo (4-3) Save-Austin Maddox(5) LP-Eric Swegman (1-1) T-2:39 A-1486 HR UF - Nolan Fontana (4)

May 29, 2011, Game 14, Florida 5, Vanderbilt 0
Vanderbilt .....000 000 000 - 0 9 2 (47-10)
Florida .....020 000 12X - 5 10 0 (45-16)
WP-Alex Panteliodis (5-2) LP-Taylor Hill (4-1) T-2:29 A-7845

2012

Hoover, Ala. • Regions Park • May 22-27

May 22, 2012, Game 1, Kentucky 2, Ole Miss 0
Ole Miss.....000 000 000 - 0 7 0 (34-23)
Kentucky.....000 101 00X - 2 7 1 (42-15)
WP-A.J. Reed (5-2) Save-Taylor Rogers(1) LP-Bobby Wahl (6-3) T-2:21 A-0 HR UK - A.J. Reed (4)

May 22, 2012, Game 2, Miss. State 9, Arkansas 1
Mississippi State .....030 000 006 - 9 9 2 (35-21)
Arkansas.....000 001 000 - 1 7 2 (39-18)
WP-Brandon Woodruff (1-2) Save-Jonathan Holder(7) LP-Ryne Stanek (6-4) T-3:16 A-5489 HR MS - Wes Rea (5)

May 22, 2012, Game 3, Florida 6, Auburn 1
Auburn .....001 000 000 - 1 3 0 (30-27)
Florida .....020 003 10X - 6 10 1 (41-16)
WP-Jonathon Crawford (5-2) LP-Jon Luke Jacobs (5-4) T-2:28 A-0

May 22, 2012, Game 4, Vanderbilt 4, Georgia 1
Georgia .....010 000 000 - 1 6 0 (31-25)
Vanderbilt .....002 011 00X - 4 6 0 (30-25)
WP-Drew VerHagen (6-2) Save-Brian Miller(5) LP-Alex Wood (7-3) T-3:02 A-7145

May 23, 2012, Game 5, Ole Miss 2, Arkansas 0
Arkansas.....000 000 000 - 0 6 2 (39-19)
Ole Miss.....000 100 10X - 2 8 0 (35-23)
WP-Mike Mayers (5-3) Save-Brett Huber(10) LP-DJ Baxendale (7-4) T-2:47 A-0

SEC TOURNAMENT RESULTS

May 23, 2012, Game 6, Miss. State 3, LSU 2
Mississippi State .....002 001 000 - 3 8 1 (36-21)
LSU.....000 020 000 - 2 5 0 (42-15)
WP-Chris Stratton (11-1) Save-Jonathan Holder(8) LP-Joe Broussard (4-1) T-2:33 A-7019

May 23, 2012, Game 7, Auburn 3, Georgia 2
Auburn.....102 000 000 - 3 7 0 (31-27)
Georgia .....000 000 020 - 2 12 1 (31-26)
WP-Daniel Koger (4-5) Save-Justin Bryant(7) LP-Michael Palazzone (2-7) T-2:58 A-0 HR AU - Justin Bryant (4)

May 23, 2012, Game 8, Vanderbilt 3, S. Carolina 2
Vanderbilt.....000 011 010 - 3 5 1 (31-25)
South Carolina.....020 000 000 - 2 6 1 (39-16)
WP-Kevin Ziomek (5-6) Save-Will Clinard(5) LP-Tyler Webb (5-1) T-2:33 A-6860

May 24, 2012, Game 9, LSU 11, Ole Miss 2
LSU.....201 001 052 - 11 17 0 (43-15)
Ole Miss.....010 001 000 - 2 8 1 (35-24)
WP-Kevin Gausman (10-1) LP-Tanner Bailey (2-2) T-3:09 A-0 HR LS - Jordy Snikeris (3)

May 24, 2012, Game 10, Kentucky 5, Miss. State 1
Kentucky.....002 010 002 - 5 12 0 (43-15)
Mississippi State .....100 000 000 - 1 4 0 (36-22)
WP-Jerad Grundy (5-3) Save-Alex Phillips(7) LP-Kendall Graveman (4-4) T-2:50 A-6798

May 24, 2012, Game 11, S. Carolina 5, Auburn 3
South Carolina.....110 210 000 - 5 13 1 (40-16)
Auburn.....000 011 010 - 3 9 0 (31-28)
WP-Michael Roth (6-1) Save-Matt Price(10) LP-Cory Luckie (2-2) T-2:33 A-0

May 24, 2012, Game 13, Vanderbilt 2, Florida 1
Florida .....000 000 100 - 1 4 1 (41-17)
Vanderbilt.....000 200 00X - 2 5 2 (32-25)
WP-Sam Selman (9-3) Save-Jared Miller(1) LP-Hudson Randall (7-2) T-2:52 A-6672

May 25, 2012, Game 14, LSU 3, Miss. State 1
LSU.....210 000 000 0 - 3 8 0 (43-16)
Mississippi State .....000 000 012 1 - 4 10 1 (37-22)
WP-Jonathan Holder (2-0) LP-Nick Goody (1-2) T-3:17

May 25, 2012, Game 15, Florida 7, S. Carolina 2
Florida .....112 030 000 - 7 11 0 (42-17)
South Carolina.....000 001 001 - 2 5 1 (40-17)
WP-Brian Johnson (7-4) LP-Colby Holmes (6-1) T-2:30 A-9067 HR UF - Mike Zunino (16)

May 26, 2012, Game 16, Miss. State 2, Kentucky 1
Mississippi State .....011 000 000 - 2 8 2 (38-22)
Kentucky.....010 000 000 - 1 9 0 (43-16)
WP-Nick Routt (3-5) Save-Jonathan Holder(9) LP-Corey Littrell (8-2) T-2:52 A-0 HR UK - J.T. Riddle (5)

May 26, 2012, Game 17, Vanderbilt 8, Florida 6
Vanderbilt.....210 000 005 - 8 12 2 (33-25)
Florida .....102 100 002 - 6 15 2 (42-18)
WP-Will Clinard (7-2) Save-Drew VerHagen(2) LP-Austin Maddox (3-3) T-3:05 A-9243

May 27, 2012, Game 18, Miss. State 3, Vanderbilt 0
Vanderbilt.....000 000 000 - 0 6 0 (33-26)
Mississippi State .....001 200 00X - 3 7 0 (39-22)
WP-Ross Mitchell (2-0) Save-Chris Stratton(1) LP-Tyler Beede (1-5) T-2:50 A-12526

2013

Hoover, Ala. • Regions Park • May 21-26

May 21, 2013, Game 1, Ole Miss 4, Kentucky 1
Kentucky.....000 100 000 - 1 8 0 (30-25)
Ole Miss.....101 002 00X - 4 11 1 (37-20)
WP-Mike Mayers (5-5) Save-Tanner Bailey(4) LP-Jerad Grundy (6-6) T-2:24 A-0

May 21, 2013, Game 2, Alabama 6, Auburn 3
Auburn.....003 000 000 - 3 8 2 (33-23)
Alabama .....100 101 03X - 6 9 1 (33-24)
WP-Jay Shaw (2-1) Save-Ray Castillo(11) LP-Reid Carter (1-2) T-2:38 A-7241

May 21, 2013, Game 3, Texas A&M 6, Florida 3
Texas A&M.....000 302 001 - 6 6 2 (31-25)
Florida .....020 010 000 - 3 5 2 (29-28)
WP-Daniel Mengden (8-3) LP-Johnny Magliozzi (4-2) T-2:40 A-0 HR AM - Hunter Melton (5)

May 21, 2013, Game 4, Miss. State 2, Missouri 1
Missouri (18-32) ..... 001 000 000 000 000 00 - 1 11 0
Miss. State (41-16).... 000 010 000 000 000 01 - 2 16 1
WP-Will Cox (3-1) LP-Jake Walsh (2-2) T-4:39 A-5404

May 22, 2013, Game 5, Arkansas 2, Ole Miss 1
Ole Miss .....100 000 000 0 - 1 6 1 (37-21)
Arkansas .....100 000 000 1 - 2 11 1 (36-19)
WP-Jalen Beeks (6-1) LP-Aaron Greenwood (3-5) T-2:49

May 22, 2013, Game 6, LSU 3, Alabama 0
Alabama .....000 000 000 - 0 6 1 (33-25)
LSU.....300 000 00X - 3 8 1 (49-8)
WP-Cody Glenn (7-2) Save-Chris Cotton(13) LP-Charley Sullivan (5-6) T-2:19 A-6197

May 22, 2013, Game 7, Texas A&M 5, Vanderbilt 0
Texas A&M.....010 111 001 - 5 9 1 (32-25)
Vanderbilt.....000 000 000 - 0 3 1 (48-8)
WP-Parker Ray (1-1) LP-Walker Buehler (4-2) T-2:25 A-0 HR AM - Cole Lankford (3), Troy Stein (5), Hunter Melton (6)

May 22, 2013, Game 8, Miss. State 5, S. Carolina 3
Mississippi State .....201 000 002 - 5 12 1 (42-16)
South Carolina.....000 300 000 - 3 7 1 (39-17)
WP-Myles Gentry (4-0) LP-Adam Westmoreland (7-2) T-3:06 A-5913

May 23, 2013, Game 9, Alabama 7, Ole Miss 5
Alabama .....000 212 000 2 - 7 8 1 (34-25)
Ole Miss.....030 000 200 0 - 5 7 1 (37-22)
WP-Tucker Hawley (5-2) LP-Tanner Bailey (4-2) T-3:21

May 23, 2013, Game 10, Vanderbilt 4, S. Carolina 3
S. Carolina .....001 001 100 0 - 3 11 1 (39-18)
Vanderbilt.....030 000 000 1 - 4 9 1 (49-8)
WP-Carson Fulmer (2-0) LP-Adam Westmoreland (7-3) T-3:16 A-5705 HR SC - LB Dantzler (15)

May 23, 2013, Game 11, Arkansas 4, LSU 1
Arkansas.....000 010 012 - 4 12 1 (37-19)
LSU.....001 000 000 - 1 6 0 (49-9)
WP-Ryne Stanek (9-2) Save-Colby Suggs(12) LP-Joey Bourgeois (3-2) T-2:51 A-0

May 23, 2013, Game 12, Miss. State 6, Texas A&M 4
Mississippi State .....100 130 010 - 6 10 1 (43-16)
Texas A&M.....200 020 000 - 4 6 3 (32-26)
WP-Ross Mitchell (11-0) Save-Jonathan Holder(16) LP-Rafael Pineda (5-5) T-2:38 A-8143

May 24, 2013, Game 13, LSU 3, Alabama 2
LSU.....001 000 002 - 3 11 0 (50-9)
Alabama .....000 020 000 - 2 4 1 (34-26)
WP-Nate Fury (2-1) Save-Chris Cotton(14) LP-Mike Oczypok (4-2) T-2:18 A-0

May 24, 2013, Game 14, Vanderbilt 3, Texas A&M 0
Vanderbilt.....002 010 000 - 3 14 0 (50-8)
Texas A&M.....000 000 000 - 0 2 1 (32-27)
WP-Tyler Beede (14-0) Save-Brian Miller(15) LP-Grayson Long (4-2) T-2:48 A-11207

May 25, 2013, Game 15, LSU 3, Arkansas 1
LSU.....000 002 100 - 3 9 2 (51-9)
Arkansas.....001 000 000 - 1 1 1 (37-20)
WP-Will LaMarche (2-0) Save-Chris Cotton(15) LP-Brandon Moore (1-4) T-3:03 A-0

May 25, 2013, Game 16, Vanderbilt 16, Miss. St. 8
Vanderbilt.....071 050 210 - 16 19 1 (51-8)
Mississippi State .....001 321 100 - 8 14 3 (43-17)
WP-TJ Pecoraro (4-1) Save-Jared Miller(2) LP-Jacob Lindgren (4-3) T-3:36 A-11963

May 26, 2013, Game 17, LSU 5, Vanderbilt 4
LSU.....030 100 000 01 - 5 10 0 (52-9)
Vanderbilt.....020 000 200 00 - 4 11 1 (51-9)
WP-Chris Cotton (4-1) LP-Brian Miller (5-2) T-3:46 A-10590

2014

Hoover, Ala. Hoover Metropolitan Stadium May 20-25

May 20, 2014, Game 1, Vanderbilt 3, Tennessee 2
Tennessee .....020 000 000 - 2 7 1 (31-23)
Vanderbilt.....210 000 00X - 3 8 1 (41-16)
WP-Walker Buehler (10-2) Save-Carson Fulmer(10) LP-Hunter Martin (4-4) T-2:47 A-0

May 20, 2014, Game 2, Arkansas 4, Texas A&M 0
Texas A&M.....000 000 000 - 0 7 0 (33-24)
Arkansas.....010 000 30X - 4 6 1 (36-21)
WP-Trey Killian (4-8) Save-Zach Jackson(2) LP-Daniel Mengden (4-8) T-2:32 A-2935 HR AR - Eric Fisher (9)

May 20, 2014, Game 3, Kentucky 7, Alabama 1
Kentucky.....020 202 010 - 7 9 1 (33-22)
Alabama .....001 000 000 - 1 8 2 (34-22)
WP-A.J. Reed (11-2) Save-Andrew Nelson(1) LP-Nick Eicholtz (3-3) T-3:12 A-0

May 20, 2014, Game 4, Georgia 4, Miss. State 1
Georgia .....002 000 002 0 - 4 8 2(26-29-1)
Mississippi State .....010 003 000 1 - 5 10 0 (36-20)
WP-Jonathan Holder (6-1) LP-Jared Cheek (5-6) T-3:11 A-8175

May 21, 2014, Game 5, LSU 11, Vanderbilt 1
Vanderbilt ..... 100 000 0 - 1 5 0 (41-17)
LSU.....100 412 3 - 11 15 1(41-14-1)
WP-Jared Poche' (9-3) LP-Jared Miller (6-2) T-2:20 A-0 HR LS - Alex Bregman (6)

May 21, 2014, Game 6, Arkansas 2, Ole Miss 1
Arkansas.....100 001 000 - 2 8 0 (37-21)
Ole Miss.....000 000 100 - 1 7 0 (40-17)
WP-Chris Oliver (8-4) Save-Jacob Stone(2) LP-Chris Ellis (9-1) T-2:51 A-5941

SEC TOURNAMENT RESULTS

May 21, 2014, Game 7, Kentucky 4, Florida 2
Kentucky.....202 000 000 - 4 8 0 (34-22)
Florida .....010 001 000 - 2 6 0 (37-20)
WP-Kyle Cody (4-0) Save-Chandler Shepherd(1) LP-Logan Shore (7-3) T-3:17 A-0 HR UK - Max Kuhn (8)

May 21, 2014, Game 8, Miss. State 12, S. Carolina 0
Mississippi State .....012 100 8 - 12 14 0 (37-20)
South Carolina.....000 000 0 - 0 2 2 (42-15)
WP-Jacob Lindgren (6-1) LP-Jordan Montgomery (7-5) T-2:40 A-7526 HR MS - Brett Pirtle (2)

May 22, 2014, Game 9, Ole Miss 7, Vanderbilt 2
Ole Miss.....001 001 401 - 7 7 1 (41-17)
Vanderbilt .....100 000 100 - 2 6 1 (41-18)
WP-Aaron Greenwood (2-1) LP-Tyler Beede (7-7) T-3:25

May 22, 2014, Game 10, Florida 7, S. Carolina 2
South Carolina.....011 000 000 - 2 5 1 (42-16)
Florida .....003 201 01X - 7 12 1 (38-20)
WP-Bobby Poyner (5-3) LP-Jack Wynkoop (7-5) T-2:30 A-5115 HR SC - Kyle Martin (5) HR UF - Josh Tobias (3)

May 22, 2014, Game 11, LSU 7, Arkansas 2
LSU.....012 001 120 - 7 12 1(42-14-1)
Arkansas..... 100 000 010 - 2 5 0 (37-22)
WP-Aaron Nola (10-1) LP-Colin Poche (3-1) T-3:00 A-0 HR LS - Tyler Moore (4)

May 22, 2014, Game 12, Kentucky 7, Miss. State 6
Mississippi State .....000 121 101 000 - 6 16 0 (37-21)
Kentucky.....000 103 011 001 - 7 16 4 (35-22)
WP-Spencer Jack (4-1) LP-Preston Brown (4-3) T-4:36 A-8501 HR UK - Micheal Thomas (8)

May 23, 2014, Game 13, Arkansas 8, Ole Miss 7
Arkansas.....000 330 011 - 8 10 0 (38-22)
Ole Miss.....321 000 100 - 7 12 2 (41-18)
WP-Michael Gunn (4-2) Save-Jacob Stone(3) LP-Wyatt Short (3-3) T-3:09 A-0

May 23, 2014, Game 14, Florida 5, Miss. State 1
Florida .....020 101 100 - 5 10 0 (39-20)
Mississippi State .....000 000 010 - 1 6 2 (37-22)
WP-Justin Shafer (1-0) LP-Brandon Woodruff (1-3) T-3:08 A-8790

May 24, 2014, Game 15, LSU 11, Arkansas 1
Arkansas..... 000 001 00 - 1 4 2 (38-23)
LSU.....010 250 12 - 11 16 0(43-14-1)
WP-Kyle Bouman (5-2) LP-Zach Jackson (2-2) T-2:38 A-0 HR LS - Kade Scivicque (6), Conner Hale (4), Tyler Moore (5)

May 24, 2014, Game 16, Florida 6, Kentucky 5
Florida .....002 020 110 - 6 12 2 (40-20)
Kentucky.....120 002 000 - 5 8 1 (35-23)
WP-Eric Hanhold (4-3) LP-Chandler Shepherd (5-4) T-3:35 A-8116

May 25, 2014, Game 17, LSU 2, Florida 0
LSU.....000 000 020 - 2 6 0(44-14-1)
Florida ..... 000 000 000 - 0 2 0 (40-21)
WP-Zac Person (3-1) Save-Kurt McCune(5) LP-Ryan Harris (3-2) T-2:39 A-10188 HR LS - Sean McMullen (6)

2015

Hoover, Ala. Hoover Metropolitan Stadium May 19-24

May 19, 2015, Game 1, Alabama 6, Ole Miss 1
Alabama .....000 020 400 - 6 11 1 (31-26)
Ole Miss.....000 010 000 - 1 9 1 (30-26)
WP-Geoffrey Bramblett (8-3) LP-Scott Weathersby (4-2) T-2:48 A-0

May 19, 2015, Game 2, Missouri 5, S. Carolina 1
South Carolina.....001 000 000 - 1 6 0 (32-25)
Missouri.....020 100 02X - 5 11 1 (30-26)
WP-Reggie McClain (7-7) Save-Breckin Williams(13) LP-Jack Wynkoop (8-5) T-2:21 A-4817

May 19, 2015, Game 3, Auburn 6, Kentucky 3
Auburn .....001 202 001 - 6 14 1 (35-22)
Kentucky.....000 000 120 - 3 7 1 (30-25)
WP-Cole Lipscomb (8-2) LP-Zack Brown (6-6) T-3:26 A-0 HR UK - Ka'ai Tom (5)

May 19, 2015, Game 4, Arkansas 2, Tennessee 1
Tennessee .....000 000 010 - 1 4 0 (24-26)
Arkansas.....000 000 101 - 2 10 0 (34-20)
WP-Zach Jackson (5-0) LP-Andrew Lee (4-2) T-3:06 A-5761

May 20, 2015, Game 5, Texas A&M 4, Alabama 3
Alabama .....021 000 000 - 3 8 1 (31-27)
Texas A&M.....003 000 01X - 4 6 1 (44-10)
WP-Ryan Hendrix (5-2) Save-Andrew Vinson(4) LP-Ray Castillo (3-1) T-2:50 A-0

May 20, 2015, Game 6, Vanderbilt 7, Missouri 6
Missouri.....200 040 000 0 - 6 9 1 (30-27)
Vanderbilt .....200 000 211 1 - 7 8 1 (40-17)
WP-Kyle Wright (5-1) LP-Breckin Williams (4-4) T-3:22 A-5205 HR VU - Rhett Wiseman (13), Dansby Swanson 2 (11), Jeren Kendall (5)

May 20, 2015, Game 7, LSU 9, Auburn 8
Auburn .....502 100 000 - 8 8 2 (35-23)
LSU .....030 060 00X - 9 10 3 (47-9)
WP-Doug Norman (5-1) Save-Parker Bugg(2) LP-Trey Wingenter (1-6) T-3:00 A-0 HR LS - Jared Foster (9)

May 20, 2015, Game 8, Arkansas 7, Florida 6
Arkansas.....030 000 103 - 7 10 2 (35-20)
Florida .....030 030 000 - 6 8 1 (40-16)
WP-Jackson Lowery (6-1) Save-Zach Jackson(6) LP-Bobby Poyner (4-2) T-3:59 A-10142 HR AR - Andrew Benintendi (18), Bobby Wernes (5)

May 21, 2015, Game 9, Alabama 4, Missouri 3
Missouri.....000 021 000 - 3 6 2 (30-28)
Alabama .....100 002 10X - 4 6 1 (32-27)
WP-Taylor Guilbeau (3-6) Save-Thomas Burrows(7) LP-Tanner Houck (8-5) T-2:12 A-0 HR UA - Will Haynie (8)

May 21, 2015, Game 10, Florida 11, Auburn 2
Florida .....018 002 000 - 11 15 0 (41-16)
Auburn .....000 101 000 - 2 7 1 (35-24)
WP-Logan Shore (7-6) LP-Dalton Rentz (3-4) T-2:57 A-6526

May 21, 2015, Game 11, Texas A&M 6, Vanderbilt 1
Texas A&M.....230 100 000 - 6 7 0 (45-10)
Vanderbilt .....000 100 000 - 1 4 1 (40-18)
WP-Matt Kent (7-1) LP-Carson Fulmer (11-2) T-2:42 A-0 HR AM - Blake Allemand 2 (7), Ryne Birk (9) HR VU - Dansby Swanson (12)

May 21, 2015, Game 12, LSU 10, Arkansas 5
LSU .....420 200 200 - 10 12 0 (48-9)
Arkansas.....040 000 100 - 5 8 6 (35-21)
WP-Russell Reynolds (6-0) LP-James Teague (4-4) T-3:21 A-8361

May 22, 2015, Game 13, Vanderbilt 16, Alabama 1
Vanderbilt .....110 833 0 - 16 19 0 (41-18)
Alabama .....100 000 0 - 1 4 1 (32-28)
WP-Philip Pfeifer (4-4) LP-Will Carter (4-6) T-2:26 A-0

May 22, 2015, Game 14, Florida 10, Arkansas 0
Arkansas.....000 000 0 - 0 3 1 (35-22)
Florida .....105 010 3 - 10 11 0 (42-16)
WP-A.J. Puk (8-4) LP-Dominic Taccolini (6-4) T-2:22 A-10329

May 23, 2015, Game 15, Vanderbilt 12, Texas A&M 3
Vanderbilt .....022 052 010 - 12 10 1 (42-18)
Texas A&M.....012 000 000 - 3 6 3 (45-11)
WP-John Kilichowski (3-3) LP-Andrew Vinson (4-2) T-3:24 A-0 HR VU - Dansby Swanson (13), Zander Wiel (12), Will Toffey (4)

May 23, 2015, Game 16, Florida 2, LSU 1
Florida .....000 000 011 - 2 9 1 (43-16)
LSU .....010 000 000 - 1 9 0 (48-10)
WP-Taylor Lewis (6-1) LP-Jesse Stallings (1-2) T-3:08 A-10949 HR UF - Mike Rivera (4)

May 24, 2015, Game 17, Florida 7, Vanderbilt 3
Florida .....221 020 000 - 7 14 1 (44-16)
Vanderbilt .....101 100 000 - 3 7 0 (42-19)
WP-Danny Young (2-0) LP-Ryan Johnson (5-1) T-3:43 A-7998 HR UF - Harrison Bader (13)

2016

Hoover, Ala. Hoover Metropolitan Stadium May 24-29

May 24, 2016, Game 1, Vanderbilt 7, Missouri 0
Missouri.....000 000 000 - 0 4 2 (26-30)
Vanderbilt .....000 004 03X - 7 8 0 (42-15)
WP-Patrick Raby (7-1) LP-Tanner Houck (5-6) T-2:21 A-0 HR VU - Julian Infante (5)

May 24, 2016, Game 2, Ole Miss 5, Georgia 1
Georgia .....100 000 000 - 1 7 2 (27-30)
Ole Miss.....000 410 00X - 5 6 0 (41-16)
WP-Brady Bramlett (8-3) LP-Heath Holder (4-5) T-2:57 A-4612 HR UG - Stephen Wrenn (5)

May 24, 2016, Game 3, Alabama 5, Kentucky 2
Alabama .....030 000 002 - 5 9 1 (32-24)
Kentucky.....000 100 100 - 2 3 3 (32-25)
WP-Nick Eicholtz (4-3) Save-Thomas Burrows(12) LP-Zach Logue (3-2) T-2:53 A-0 HR UA - Will Haynie (10) HR UK - Evan White (5)

May 24, 2016, Game 4, LSU 5, Tennessee 4
Tennessee .....000 112 000 - 4 7 0 (29-28)
LSU .....000 000 302 - 5 11 3 (40-17)
WP-Hunter Newman (1-0) LP-Hunter Martin (3-3) T-3:23 A-7287 HR LS - Greg Deichmann (7)

May 25, 2016, Game 5, Vanderbilt 6, Texas A&M 5
Vanderbilt .....003 010 011 - 6 11 0 (43-15)
Texas A&M.....030 002 000 - 5 9 1 (41-14)
WP-Matt Ruppenthal (5-1) LP-Mark Ecker (4-2) T-2:55 A-0 HR VU - Julian Infante (6), Walker Grisanti (1)

SEC TOURNAMENT RESULTS

May 25, 2016, Game 6, Ole Miss 10, S. Carolina 4
Ole Miss.....203 020 030 - 10 12 2 (42-16)
South Carolina.....002 000 200 - 4 10 5 (42-14)
WP-David Parkinson (5-3) Save-Will Stokes(7) LP-Clarke Schmidt (9-3) T-3:35 A-5637 HR UM - Henri Lartigue (4)

May 25, 2016, Game 7, Miss. State 4, Alabama 1
Alabama .....000 000 001 - 1 4 2 (33-25)
Mississippi State.....101 101 00X - 4 12 2(41-14-1)
WP-Zac Houston (5-0) Save-Blake Smith(4) LP-Geoffrey Bramblett (5-4) T-2:53 A-0 HR MS - Gavin Collins (10)

May 25, 2016, Game 8, LSU 5, Florida 3
LSU (41-17).....000 000 030 000 02 - 5 10 2
Florida (44-12) .....200 000 001 000 00 - 3 9 2
WP-Jesse Stallings (3-0) LP-Dane Dunning (4-3) T-5:07 A-13448

May 26, 2016, Game 9, Texas A&M 4, S. Carolina 1
Texas A&M.....030 000 001 - 4 8 3 (42-14)
South Carolina.....001 000 000 - 1 5 1 (42-15)
WP-Brigham Hill (8-1) Save-Mark Ecker(5) LP-Braden Webb (10-5) T-2:45 A-0

May 26, 2016, Game 10, Florida 5, Alabama 1
Florida .....103 000 010 - 5 8 2 (45-12)
Alabama .....030 000 100 - 4 6 1 (32-26)
WP-Nick Horvath (2-1) Save-Shaun Anderson(11) LP-Thomas Burrows (2-1) T-3:09 A-5232

May 26, 2016, Game 11, Ole Miss 12, Vanderbilt 9
Ole Miss.....041 041 110 - 12 13 1 (43-16)
Vanderbilt .....000 004 104 - 9 11 2 (43-16)
WP-James McArthur (6-1) LP-Jordan Sheffield (8-5) T-3:35 A-0 HR UM - J.B. Woodman (14) HR VU - Bryan Reynolds (13)

May 26, 2016, Game 12, LSU 6, Miss. State 2
Mississippi State.....000 000 200 - 2 8 3(41-15-1)
LSU ..... 001 210 20X - 6 12 1 (42-17)
WP-Jared Poche' (7-4) Save-Parker Bugg(4) LP-Dakota Hudson (9-4) T-3:31 A-11390

May 27, 2016, Game 13, Texas A&M 13, Vanderbilt 3
Vanderbilt .....100 002 0 - 3 6 4 (43-17)
Texas A&M.....702 101 2 - 13 14 1 (43-14)
WP-Kyle Simonds (9-3) LP-Kyle Wright (8-4) T-2:13 A-0 HR AM - Nick Banks (7)

May 27, 2016, Game 14, Florida 12, Miss. State 2
Florida ..... 140 114 1 - 12 14 0 (46-12)
Mississippi State.....100 010 0 - 2 7 3(41-16-1)
WP-Alex Faedo (12-1) LP-Austin Sexton (7-3) T-2:57 A-9429

May 28, 2016, Game 15, Texas A&M 12, Ole Miss 8
Texas A&M.....201 110 052 - 12 12 0 (44-14)
Ole Miss.....015 010 100 - 8 17 2 (43-17)
WP-Corbin Martin (2-1) Save-Mark Ecker(6) LP-Wyatt Short (2-2) T-4:21 A-0 HR AM - Walker Pennington (4)

May 28, 2016, Game 16, Florida 1, LSU 0
LSU .....000 000 000 - 0 6 0 (42-18)
Florida .....000 001 00X - 1 5 1 (47-12)
WP-Scott Moss (3-0) Save-Shaun Anderson(12) LP-Caleb Gilbert (4-4) T-2:46 A-13821

May 29, 2016, Game 17, Texas A&M 12, Florida 5
Florida .....002 102 000 - 5 6 2 (47-13)
Texas A&M.....111 000 45X - 12 15 4 (45-14)
WP-Andrew Vinson (4-2) LP-Michael Byrne (0-1) T-3:24 A-8352 HR AM - Nick Banks 2 (9)

2017

Hoover, Ala. • Hoover Metropolitan Stadium • May 23-28

May 23, 2017, Game 1, South Carolina 7, Vanderbilt 4
South Carolina..... 211 000 000 03 - 7 7 0 (33-23)
Vanderbilt.....030 000 100 00 - 4 5 3 (33-22-1)
WP-Tyler Johnson (1-2) LP-Reed Hayes (0-2) T-4:0; HR SC - Justin Row (2), Carlos Cortes (10), Jonah Bride (4), HR VU - Connor Kaiser (1)

May 23, 2017, Game 2, Missouri 12, Texas A&M 7
Missouri..... ..... 220 421 100 - 12 11 1 (36-21)
Texas A&M.....402 010 000 - 7 9 3 (36-21)
WP-Andy Toelken (5-3) LP-Kaylor Chafin (7-2) T-3:25 A-1610; HR MO - Robbie Glendinning, Chris Cornelius, Matt Berler

May 23, 2017, Game 3, Auburn 5, Ole Miss 4
Ole Miss.....110 001 001 - 4 7 3 (32-25)
Auburn.....000 301 01X - 5 11 1 (35-22)
WP-Mize, Casey (7-2) LP-Will Stokes (2-2) T-2:50 A-2930; HR UM - Ryan Olenek (3); HR AU - Logan, Blake (3)

May 24, 2017, Game 4, Mississippi State 3, Georgia 0
Georgia..... ....000 000 000 - 0 5 1 (25-32)
Mississippi State... ....201 000 00X - 3 11 0 (35-22)
WP-Konnor Pilkington (7-5) Save-Riley Self(5) LP-Chase Adkins (6-7) T-2:43; HR MS - Brent Rooker (21)

May 24, 2017, Game 5, Kentucky 7, South Carolina 2
South Carolina.....002 000 000 - 2 8 4 (33-24)
Kentucky..... .....002 103 01X - 7 7 0 (39-18)
WP-Zach Logue (7-5) Save-Chris Machamer(1) LP-Cody Morris (3-2) T-2:44 A-5062; HR UK - Kole Cottam (6)

May 24, 2017, Game 6, LSU 10, Missouri 3
Missouri.....010 000 011 - 3 8 2 (36-22)
LSU..... ..... 004 020 04X - 10 11 1 (40-17)
WP-Caleb Gilbert (4-1) LP-Tj Sikkema (8-3) T-3:06; HR MO - Kameron Misner, Nelson Mompierre; HR LS - Cole Freeman (2)

May 24, 2017, Game 7, Florida 5, Auburn 4
Auburn..... .....000 000 400 - 4 8 1 (35-23)
Florida..... .....001 300 01X - 5 9 1 (41-15)
WP-Tyler Dyson (2-0) Save-Michael Byrne(14) LP-Coker, Calvin (3-3) T-3:20 A-6890

May 25, 2017, Game 8, Mississippi State 4, Arkansas 3
Mississippi State... ....000 001 012 - 4 12 0 (36-22)
Arkansas.....210 000 000 - 3 5 2 (39-16)
WP-Peyton Plumlee (6-1) Save-Riley Self(6) LP-Cannon Chadwick (4-3) T-3:53; HR AR - Luke Bonfield (9)

May 25, 2017, Game 9, South Carolina 10, Missouri 2
South Carolina..... ... 020 134 000 - 10 14 3 (34-24)
Missouri.....000 100 001 - 2 6 1 (36-23)
WP-Wil Crowe (6-5) LP-Cole Bartlett (6-3) T-3:12 A-7279; HR SC - Carlos Cortes 2 (12), Alex Destino (10), Jonah Bride (5); HR MO - Nelson Mompierre

May 25, 2017, Game 10, Arkansas 12, Auburn 0
Arkansas.....102 620 1 - 12 14 0 (40-16)
Auburn..... .....000 000 0 - 0 0 0 (35-24)
WP-Matt Cronin (3-0) LP-Daniel, Davis (4-3) T-3:06; HR AR - Chad Spanberger 3 (17)

May 25, 2017, Game 11, LSU 10, Kentucky 0
Kentucky..... .....000 000 0 - 0 6 2 (39-19)
LSU..... .....050 050 X - 10 12 0 (41-17)
WP-Alex Lange (8-5) LP-Sean Hjelle (9-3) T-2:24 A-9823; HR LS - Kramer Robertson (7)

May 26, 2017, Game 12, Florida 12, Mississippi State 3
Florida..... .....000 000 0(11)1 - 12 10 1 (42-15)
Mississippi State..... 000 111 00 0 - 3 12 0 (36-23)
WP-Jackson Kowar (11-0) LP-Riley Self (5-1) T-3:41; A-6988

May 26, 2017, Game 13, South Carolina 3, Kentucky 1
Kentucky..... .....100 000 000 - 1 6 3 (39-20)
South Carolina.....000 000 30X - 3 2 2 (35-24)
WP-Josh Reagan (6-2) Save-Tyler Johnson(10) LP-Logan Salow (2-5) T-3:24; HR SC - TJ Hopkins (5)

May 26, 2017, Game 14, Arkansas 9, Mississippi State 2
Mississippi State... ...010 000 100 - 2 5 0 (36-24)
Arkansas..... .....100 006 02X - 9 10 2 (41-16)
WP-Blaine Knight (8-4) LP-Jacob Billingsley (1-3) T-3:31 A-8552; HR MS - Cody Brown (7); HR AR - Dominic Fletcher (11)

May 27, 2017, Game 15, LSU 11, South Carolina 0
LSU..... .....326 000 0 - 11 14 4 (42-17)
South Carolina.....000 000 0 - 0 3 0 (35-25)
WP-Jared Poche' (10-3) LP-Colby Lee (2-1) T-2:18; HR LS - Kramer Robertson (8), Greg Deichmann 2 (19)

May 27, 2017, Game 16, Arkansas 16, Florida 0
Arkansas.....530 240 2 - 16 15 0 (42-16)
Florida..... .....000 000 0 - 0 2 1 (42-16)
WP-Kacey Murphy (5-0) LP-Brady Singer (7-4) T-2:44 A-10793; HR AR - Eric Cole (4), Chad Spanberger 2 (19), Dominic Fletcher (12)

May 28, 2017, Game 17, LSU 4, Arkansas 2
LSU..... .....000 301 000 - 4 6 1 (43-17)
Arkansas.....001 000 001 - 2 7 2 (42-17)
WP-Eric Walker (7-1) Save-Hunter Newman(10) LP-Kevin Kopps (3-1) T-3:25 A-13128; HR AR - Eric Cole (5)

2018

Hoover, Ala. • Hoover Metropolitan Stadium • May 22-27

May 22, 2018, Game 1, Texas A&M 3, Vanderbilt 1
Texas A&M.....000 020 100 - 3 9 0 (37-19)
Vanderbilt .....010 000 000 - 1 8 1 (31-25)
WP-Kaylor Chafin (5-0) S-Nolan Hoffman(13) LP-Brown (1-4) T-3:04

May 22, 2018, Game 2, Auburn 4, Kentucky 3 (11 inn.)
Kentucky .....100 010 001 00 - 3 11 1 (34-22)
Auburn .....102 000 000 01 - 4 10 0 (38-19)
WP-Greenhill, Cody (4-2) LP-Zack Thompson (2-1) T-3:37 A-5514; HR UK - Kole Cottam (19); HR AU - Holland, Will (11)

May 22, 2018, Game 3, LSU 8, Mississippi State 5
Mississippi State .....002 101 010 - 5 14 1 (31-25)
LSU .....000 022 22X - 8 12 0 (34-23)
WP-Devin Fontenot (2-0) S-Todd Peterson(5) LP-JP France (4-4) T-3:41

May 22, 2018, Game 4, South Carolina 4, Missouri 2
Missouri.....000 200 000 - 2 4 1 (34-22)
South Carolina.....000 010 30X - 4 9 0 (33-22)
WP-Eddy Demurias (6-0) S-Graham Lawson(2) LP-Andy Toelken (6-3) T-3:07 A-8072

May 23, 2018, Game 5, Texas A&M 7, Georgia 0
Texas A&M ..... 000 200 302 - 7 13 0 (38-19)
Georgia ..... 000 000 000 - 0 3 1 (37-18)
WP-Asa Lacy (3-1) S-Cason Sherrod(1) LP-C.J. Smith (1-1) T-3:10; HR AM - Chris Andritsos 2

May 23, 2018, Game 6, Auburn 9, Ole Miss 3
Auburn ..... 000 000 324 - 9 8 2 (39-19)
Ole Miss..... 002 000 010 - 3 7 2 (42-15)
WP-Tanner Burns (6-4) S-Calvin Coker, Calvin(7) LP-Greer Holston (2-1) T-3:25 A-7126; HR AU - Edouard Julien (15)

May 23, 2018, Game 7, Florida 4, LSU 3
LSU ..... 021 000 000 - 3 5 2 (34-24)
Florida ..... 003 010 00X - 4 8 4 (42-15)
WP-Tommy Mace (4-0) S-Michael Byrne(13) LP-Ma'Khail Hilliard (9-5) T-3:04; HR LS - Jake Slaughter (7)

May 23, 2018, Game 8, Arkansas 13, South Carolina 8
South Carolina ..... 001 005 002 - 8 11 1 (33-23)
Arkansas ..... 332 201 20X - 13 11 5 (38-17)
WP-Kacey Murphy (7-4) LP-Logan Chapman (3-3); T-3:46 A-6710; HR SC - LT Tolbert (6); HR AR - Dominic Fletcher (8), Casey Martin 2 (12)

May 24, 2018, Game 9, Ole Miss 5, Georgia 4 (10 inn.)
Georgia..... 000 000 120 1 - 4 6 2 (37-19)
Ole Miss..... 100 100 100 2 - 5 11 1 (43-15)
WP-Parker Caracci (4-2) LP-Aaron Schunk (2-2) T-3:10; HR UG - LJ Talley (6); HR UM - Grae Kessinger (7)

May 24, 2018, Game 10, LSU 6, South Carolina 4
LSU ..... 020 000 010 003 - 6 11 1 (35-24)
South Carolina..... 000 101 001 001 - 4 8 2 (33-24)
WP-Todd Peterson (1-3) LP-John Gilreath (0-1) T-4:17 A-7197; HR SC - Justin Row (6)

May 24, 2018, Game 11, Texas A&M 4, Auburn 2
Auburn ..... 000 000 011 - 2 4 0 (39-20)
Texas A&M..... 001 002 01X - 4 8 1 (39-19)
WP-John Doxakis (7-5) S-Nolan Hoffman(14) LP-Case Mize (9-5) T-2:28 A-9651

May 25, 2018, Game 12, Arkansas 8, Florida 2
Arkansas ..... 020 002 004 - 8 10 0 (39-17)
Florida ..... 000 001 010 - 2 5 0 (42-16)
WP-Blaine Knight (10-0) S-Matt Cronin(11) LP-Jackson Kowar (9-4) T-3:16 A-138; HR AR - Hunter Wilson (1), Casey Martin (13); HR UF - Jonathan India (17)

May 25, 2018, Game 13, Ole Miss 7, Auburn 0
Ole Miss ..... 000 202 102 - 7 10 0 (44-15)
Auburn..... 000 000 000 - 0 5 0 (39-21)
WP-James McArthur (6-0) LP-Andrew Mitchell (2-2) T-3:13; HR UM - Thomas Dillard (13), Chase Cockrell (9), Jacob Adams (3)

May 25, 2018, Game 14, LSU 11, Florida 0
Florida ..... 000 000 0 - 0 5 3 (42-17)
LSU ..... 003 008 X - 11 7 0 (36-24)
WP-Matthew Beck (3-1) LP-Jack Leftwich (4-5) T-2:46 A-8945

May 26, 2018, Game 15, Ole Miss 2, Texas A&M 1
Ole Miss ..... 000 200 000 - 2 10 2 (45-15)
Texas A&M ..... 000 000 010 - 1 8 0 (39-20)
WP-Jordan Fowler (7-0) S-Will Ethridge(3) LP-Mitchell Kilkenny (8-4) T-3:05

May 26, 2018, Game 16, LSU 2, Arkansas 1
LSU ..... 000 002 000 - 2 5 0 (37-24)
Arkansas..... 001 000 000 - 1 3 0 (39-18)
WP-Zack Hess (7-5) S-Nick Bush(2) LP-Isaiah Campbell (4-6) T-2:36 A-10381; HR LS - Zach Watson (6); HR AR - Jared Gates (4)

May 27, 2018, Game 17, Ole Miss 9, LSU 1
Ole Miss ..... 011 100 402 - 9 15 2 (46-15)
LSU..... 100 000 000 - 1 4 0 (37-25)
WP-Ryan Rolison (9-4) LP-Caleb Gilbert (3-5) T-3:20 A-14126; HR UM - Tim Rowe (2), Michael Fitzsimmon (3)

2019

Hoover, Ala. • Hoover Metropolitan Stadium • May 21-26

May 21, 2019, Game 1, Texas A&M 8, Florida 7 (10 inn.)
Florida ..... 000 021 022 0 - 7 8 1 (33-24)
Texas A&M..... 003 000 040 1 - 8 9 2 (37-19-1)
WP-Kasey Kalich (2-1) LP-Nolan Crisp (4-4) T-3:23; HR AM - Mikey Hoehner (3), Jonathan Ducoff (3)

May 21, 2019, Game 2, Ole Miss 2, Missouri 1
Ole Miss..... 010 000 000 - 1 7 0 (34-25-1)
Missouri..... 000 020 00X - 2 10 1 (34-23)
WP-Will Ethridge (6-6) S-Ryan Olenek (2) LP-Jacob Cantleberry (4-5) T-2:56 A-4135

May 21, 2019, Game 3, Auburn 5, Tennessee 3
Tennessee ..... 100 010 001 - 3 4 0 (38-19)
Auburn..... 020 010 20X - 5 7 0 (33-23)
WP-Bailey Horn (3-0); S-Cody Greenhill (10) LP-Garrett Stallings (8-4) T-3:16; HR UT - Zach Daniels (4), AU - Judd Ward (4)

May 21, 2019, Game 4, LSU 8, South Carolina 6
South Carolina..... 050 000 010 - 6 8 3 (28-28)
LSU ..... 120 320 00X - 8 13 3 (35-22)
WP-Devin Fontenot (5-1); S- Todd Peterson (3); LP - Parker Coyne (2-1); T-3:27 A-10128; HR - LSU - Josh Smith (8)

May 22, 2019, Game 5, Georgia 2, Texas A&M 0
Texas A&M ..... 000 000 000 - 0 2 1 (37-20-1)
Georgia ..... 000 000 002 - 2 3 0 (43-14)
WP-Zac Kristofak (5-0); LP-Joseph Menefee (3-2); T-2:41; HR UG - Cam Shepherd (7)

May 22, 2019, Game 6, Arkansas 5, Ole Miss 3
Ole Miss..... 000 021 000 - 3 5 2 (34-24)
Arkansas..... 101 002 01X - 5 5 1 (41-15)
WP-Kevin Kopps (6-3); S-Matt Cronin (11); LP-Zack Phillips (4-3); T-2:50; A-5264

May 22, 2019, Game 7, Vanderbilt 11, Auburn 1 (8 inn.)
Auburn ..... 000 100 00 - 1 2 1 (33-24)
Vanderbilt ..... 024 010 13 - 11 16 0 (46-10)
WP-Tommy Mace (4-0) S-Michael Byrne(13) LP-Ma'Khail Hilliard (9-5) T-3:04; HR LS - Jake Slaughter (7)

May 22, 2019, Game 8, Mississippi State 6, LSU 4 (17 inn.)
LSU ..... 001 020 020 000 000 10 - 5 12 1 (35-23)
Mississippi State..211 000 000 000 000 11 - 6 18 2 (46-11)
WP-Kacey Murphy (7-4) LP-Logan Chapman (3-3); T-3:46 A-6710; HR SC - LT Tolbert (6); HR AR - Dominic Fletcher (8), Casey Martin 2 (12)

May 23, 2019, Game 9, Ole Miss 1, Texas A&M 0
Ole Miss ..... 000 000 001 - 1 2 0 (35-24)
Texas &M ..... 000 000 000 - 0 4 0 (37-21-1)
WP-Doug Nikhazy (7-3); S-Parker Caracci (9); LP-Bryce Miller (4-2); T-2:37

May 23, 2019, Game 10, LSU 4, Auburn 3
Auburn..... 000 000 210 - 3 9 1 (33-25)
LSU ..... 100 000 102 - 4 8 1 (36-24)
WP-Todd Peterson (5-2); LP-Cody Greenhill (2-3); T-3:01 A-6891

May 23, 2019, Game 11, Georgia 3, Arkansas 1
Arkansas..... 001 000 000 - 1 5 0 (39-20)
Georgia ..... 000 000 120 - 3 6 1 (39-19)
WP-Ryan Webb (1-0);S-Aaron Schunk (12); LP-Jacob Kostyshock (1-3); T-2:37

May 23, 2019, Game 12, Vanderbilt 1, Mississippi State 0
Mississippi State ..... 000 000 000 - 0 6 0 (46-12)
Vanderbilt ..... 010 000 00X - 1 3 1 (47-10)
WP-Drake Fellows (11-0); S-Tyler Brown (14); LP-Ethan Small (8-2); T-2:59; A-8620.

May 24, 2019, Game 13, Ole Miss 3, Arkansas 2
Arkansas ..... 000 200 000 - 2 5 1 (41-17)
Ole Miss ..... 000 010 02X - 3 3 1 (36-24)
WP-Austin Miller (5-2); S-Parker Caracci (10); LP-Zebulon Vermillion (4-1); T-2:41

May 24, 2019, Game 14, LSU 12, Mississippi State 2 (7 inn.)
LSU ..... 005 700 0 - 12 12 0 (37-23)
Mississippi State ..... 002 000 0 - 2 6 2 (46-13)
WP-Aaron George (3-1) LP-JT Ginn (8-4); T-3:08; A-14294

May 25, 2019, Game 15, Ole Miss 5, Georgia 3
Georgia ..... 020 010 000 - 3 6 1 (44-15)
Ole Miss ..... 001 220 00X - 5 11 0 (37-24)
WP-Max Cioffi (2-2); S-Parker Caracci (11); LP-Tony Locey (10-2) T-3:05

May 25, 2019, Game 16, Vanderbilt 13, LSU 4
Vanderbilt ..... 032 206 000 - 13 13 0 (48-10)
LSU ..... 000 013 000 - 4 7 3 (37-24)
WP-Kumar Rocker (8-5); LP-Devin Fontenot (5-1); T-3:25 A-12872; HR VU - JJ Bleday (26), Ethan Paul (9), Ty Duvall (4)

May 26, 2019, Game 17, Vanderbilt 11, Ole Miss 10
Ole Miss ..... 612 010 000 - 10 9 1 (37-25)
Vanderbilt ..... 012 511 001 - 11 17 2 (49-10)
WP-Tyler Brown (3-1) LP-Austin Miller (5-3) T-4:22 A-10487; HR VU - Pat DeMarco (5)

RECORDS

Batting Average

Game (Min. 6 at bats):

1.000 — Antoine Duplantis, LSU vs. Georgia (6 for 6) . . . 2017
— J. T. Riddle, Kentucky vs. Niagara (6 for 6) . . . 2014
— Adam Frazier, Miss. State vs. Virginia (6 for 6) . . . 2013
— David Coffey, Georgia vs. Gardner Webb (6 for 6) . . . 2003
— Kris Bennett, Tennessee vs. Georiga (CWS 6 for 6) . . . 2001
— Chris Burke, Tennessee vs. Hawaii-Hilo (6 for 6) . . . 2000
— Jeff Pickler, Tennessee vs. College of Charleston (6 for 6) . . . 1998
— Kenderick Moore, Arkansas vs. Alabama (6 for 6) . . . 1995
— Burke Masters, Miss. State vs. Florida State (6 for 6) . . . 1990
— Larry Fielder, Tennessee vs. Georgia Tech (6 for 6) . . . 1968
— Tommy Nichols, Ole Miss vs. Delta State (6 for 6) . . . 1967
— Don Bell, Miss. State vs. Arkansas (6 for 6) . . . 1966
— Ron Bertsch, Kentucky vs. Transylvania (6 for 6) . . . 1959
— Terry Murphy, Miss. State vs. Vanderbilt (6 for 6) . . . 1956
— Bobby Wilson, Ole Miss vs. Delta State (6 for 6) . . . 1948
— Charley Connerly, Ole Miss vs. Millsaps (6 for 6) . . . 1947

Season

.525 — David Magadan, Alabama (114 for 217) . . . 1983
.489 — Ronnie Braddock, Georgia (22 for 45) . . . 1962
.469 — Ken Chapman, Alabama (30 for 64) . . . 1959
.464 — Sam Ewing, Tennessee (45 for 97) . . . 1970
.464 — Charley Trippi, Georgia (52 for 112) . . . 1946
.459 — Hunter Bledsoe, Vanderbilt (95 for 207) . . . 1999
.459 — Nat Showalter, Miss. State (67 for 146) . . . 1977
.451 — Charley Conerly, Ole Miss (34 for 75) . . . 1947

Career

.439 — David Magadan, Alabama (268 for 610) . . . 1981-83
.425 — Hunter Bledsoe, Vanderbilt (170 for 400) . . . 1997-99
.411 — Sam Ewing, Tennessee (117 for 284) . . . 1968-70
.411 — Ken Chapman, Alabama (85 for 207) . . . 1959-61
.407 — Donnie Kessinger, Ole Miss (138 for 345) . . . 1968-70
.404 — Chris Burke, Tennessee (314 for 777) . . . 1999-01
.399 — Charley Connerly, Ole Miss (55 for 138) . . . 1947-48
.397 — John Huffstetler, Tennessee (54 for 136) . . . 1951-53
.396 — Todd Walker, LSU (310 for 783) . . . 1992-94
.394 — Joe Stewart, Georgia (104 for 355) . . . 1977-79

Home Runs

Game

4 — JJ Schwarz, Florida vs. Stetson . . . 2015
4 — Bill Sandry, Kentucky vs. Eastern Kentucky . . . 1982

Season

40 — Brandon Larson, LSU (69 games) . . . 1997
30 — Brad Cresse, LSU (69 games) . . . 2000
29 — Yaron Peters, South Carolina (72 games) . . . 2002
29 — Rafael Palmeiro, Miss. State (61 games) . . . 1984
29 — Bruce Castoria, Miss. State (63 games) . . . 1981
29 — Brad Cresse, LSU (63 games) . . . 1998
28 — Kent Matthes, Alabama (58 games) . . . 2009
28 — Gordon Beckham, Georgia (71 games) . . . 2008
28 — Matt Clark, LSU (65 games) . . . 2008
28 — Eddy Furniss, LSU (67 games) . . . 1998
28 — Will Clark, Miss. State (61 games) . . . 1984
27 — JJ Bleday, Vanderbilt (64 games) . . . 2019
27 — Trey McClure, LSU (67 games) . . . 1998
27 — Doug Duke, Alabama (63 games) . . . 1986
26 — Matt LaPorta, Florida (70 games) . . . 2005
26 — Eddy Furniss, LSU (66 games) . . . 1996
25 — Rich Poythress, Georgia (62 games) . . . 2009
25 — Dustan Mohr, Alabama (68 games) . . . 1997
25 — Gary Hymel, LSU (71 games) . . . 1991
25 — Will Clark, Miss. State (65 games) . . . 1985
24 — Sonny Cortez, Tennessee (52 games) . . . 1998
24 — Ryan Lundquist, Arkansas (56 games) . . . 1997
23 — AJ Reed, Kentucky (62 games) . . . 2014
23 — Hunter Morris, Auburn (64 games) . . . 2010
23 — Nick Ebert, South Carolina (63 games) . . . 2009
23 — Justin Smoak, South Carolina (63 games) . . . 2008
23 — Josh Morris, Georgia (67 games) . . . 2006
23 — Quinn Stewart, LSU (59 games) . . . 2006
23 — Ryan Shealy, Florida (65 games) . . . 2002
23 — Brad Wilkerson, Florida (64 games) . . . 1997
23 — Jeff Abbott, Kentucky (55 games) . . . 1994
23 — Andy Osbolt, Georgia (53 games) . . . 1998
23 — Brad Wilkerson, Florida (64 games) . . . 1998
23 — Brent Rooker, Mississippi State (67 games) . . . 2017

Career

80 — Eddy Furniss, LSU (265 games) . . . 1995-98
78 — Brad Cresse, LSU (236 games) . . . 1997-00
74 — Matt LaPorta, Florida (215 games) . . . 2004-07
67 — Rafael Palmeiro, Miss. State (183 games) . . . 1983-85
62 — Justin Smoak, South Carolina (195 games) . . . 2006-08
61 — Andy Phillips, Alabama (244 games) . . . 1996-99
61 — Will Clark, Miss. State (175 games) . . . 1983-85
59 — Trey McClure, LSU (234 games) . . . 1996-99
59 — Josh Etheredge, Auburn (222 games) . . . 1995-98
58 — Bruce Castoria, Miss. State (202 games) . . . 1979-82
57 — Preston Tucker, Florida (265 games) . . . 2009-12
57 — Danny Hamblin, Arkansas (246 games) . . . 2004-07
56 — Blake Dean, LSU (258 games) . . . 2007-10
56 — Ryan Lundquist, Arkansas (232 games) . . . 1996-99
55 — Brad Wilkerson, Florida (195 games) . . . 1996-98
53 — Gordon Beckham, Georgia (197 games) . . . 2006-08
52 — Todd Walker, LSU (203 games) . . . 1992-94
51 — Josh Morris, Georgia (190 games) . . . 2004-06
51 — Jon Knott, Miss. State (228 games) . . . 1998-01
50 — Ryan Patterson, LSU (190 games) . . . 2003-05
50 — Todd Faulkner, Auburn (232 games) . . . 1998-01
50 — Doug Duke, Alabama (128 games) . . . 1984-86
50 — G.W. Keller, Alabama (201 games) . . . 1997-99
49 — Brian Fletcher, Auburn (171 games) . . . 2008-10
49 — Pedro Alvarez, Vanderbilt (170 games) . . . 2006-08
49 — Frank Thomas, Auburn (178 games) . . . 1987-89
49 — Albert Belle, LSU (184 games) . . . 1985-87
49 — Scotti Madison, Vanderbilt (189 games) . . . 1977-80
48 — Kent Matthes, Alabama (199 games) . . . 2006-09
48 — Kyle Gordon, Ole Miss (193 games) . . . 1984-87
47 — Mike Zunino, Florida (193 games) . . . 2010-12
47 — Jake Smith, Alabama (216 games) . . . 2007-10
47 — Dustan Mohr, Alabama (200 games) . . . 1995-97
47 — Tracy Echols, Miss. State (237 games) . . . 1986-87, 89-90
47 — Clinton Johnston, Vanderbilt (162 games) . . . 1996-98
46 — Hunter Morris, Auburn (168 games) . . . 2008-10
46 — Jeremy Brown, Alabama (251 games) . . . 1999-02
46 — Blair Barbier, LSU (259 games) . . . 1997-00
46 — Richard Lee, Miss. State (248 games) . . . 1995-98

Grand Slams

Game

2 — Zack Powers, Florida vs. Duke . . . 2013
2 — Preston Tucker, Florida vs. UCF . . . 2009
2 — Roger Miller, Georgia vs. Georgia College . . . 1987
2 — Frank Baldasare, Auburn vs. Florida State . . . 1968

Season

6 — Mike Pitisci, Alabama (53 games) . . . 1984
4 — Bruce Castoria, Miss. State (63 games) . . . 1981
4 — Brad Cresse, LSU (63 games) . . . 1998

Career

7 — Roger Miller, Georgia (230 games) . . . 1986-99
6 — Mike Pitisci, Alabama (53 games) . . . 1984
6 — Jeff Pyburn, Georgia (128 games) . . . 1978-80
6 — Josh Etheredge, Auburn (222 games) . . . 1995-98

Runs Batted In

Inning

8 — Jeff Pyburn, Georgia vs. Westminster . . . 1980
8 — Allen Trammell, Florida vs. Kentucky . . . 1965

Game

11 — Preston Tucker, Florida vs. UCF . . . 2009
11 — Jason Nappi, Mississippi State vs. UAB . . . 2008
10 — Connor Kaiser, Vanderbilt vs. Clemson . . . 2018
10 — JJ Schwarz, Florida vs. Stetson . . . 2015
10 — Avery Barnes, Florida vs. Tennessee . . . 2007
10 — Adam Davis, Florida vs. Tennessee . . . 2005
10 — Joe Randa, Tennessee vs. Louisville . . . 1991
10 — Roger Miller, Georgia vs. Georgia College . . . 1987
10 — Rafael Palmeiro, Miss. State vs. Jackson State . . . 1984
10 — Bob Berry, Auburn vs. Huntingdon . . . 1982
10 — Bruce Castoria, Miss. State vs. UNLV . . . 1981
10 — Frank Baldasare, Auburn vs. Florida State . . . 1968
10 — Charley Conerly, Ole Miss vs. Millsaps . . . 1947

Season

118 — Brandon Larson, LSU (69 games) . . . 1997
106 — Brad Cresse, LSU (69 games) . . . 2000
103 — Todd Faulkner, Auburn (61 games) . . . 2000
103 — Eddy Furniss, LSU (66 games) . . . 1996
102 — Todd Walker, LSU (71 games) . . . 1993
98 — Bruce Castoria, Miss. State (63 games) . . . 1981
95 — Yaron Peters, South Carolina (72) . . . 2002
95 — Tim Hudson, Auburn (66 games) . . . 1997
95 — David Magadan, Alabama (56 games) . . . 1983
94 — Rafael Palmeiro, Miss. State (61 games) . . . 1984
93 — Will Clark, Miss. State (61 games) . . . 1984
92 — Todd Helton, Tennessee (69 games) . . . 1995
90 — Richard Lee, Miss. State (68 games) . . . 1997
90 — Brad Cresse, LSU (63 games) . . . 1998
90 — Josh Etheredge, Auburn (63 games) . . . 1998
87 — Sonny Cortez, Tennessee (52 games) . . . 1998
87 — Ryan Bordenick, South Carolina (56 games) . . . 1997
86 — Rich Poythress, Georgia (62 games) . . . 2009
86 — Gabe Gross, Auburn (61 games) . . . 2000
86 — Casey Dunn, Auburn (65 games) . . . 1999
85 — Preston Tucker, Florida (62 games) . . . 2009
85 — Wes Grisham, LSU (72 games) . . . 1989
85 — Richard Lee, Miss. State (65 games) . . . 1998

Career

308 — Eddy Furniss, LSU (265 games) . . . 1995-98
269 — Josh Etheredge, Auburn (222 games) . . . 1995-98
265 — Richard Lee, Miss. State (248 games) . . . 1995-98
260 — Blake Dean, LSU (258 games) . . . 2007-10
258 — Preston Tucker, Florida (265 games) . . . 2009-12
257 — Brad Cresse, LSU (236 games) . . . 1997-00
255 — Todd Faulkner, Auburn (216 games) . . . 1998-01
246 — Todd Walker, LSU (203 games) . . . 1992-94
239 — Rafael Palmeiro, Miss. State (183 games) . . . 1983-85
238 — Todd Helton, Tennessee (199 games) . . . 1993-95
233 — Ryan Lundquist, Arkansas (232 games) . . . 1996-99
232 — Casey Dunn, Auburn (231 games) . . . 1996-99
230 — Jeremy Brown, Alabama (251 games) . . . 1999-02
226 — Andy Phillips, Alabama (244 games) . . . 1996-99
226 — Roger Miller, Georgia (230 games) . . . 1986-89
219 — Danny Hamblin, Arkansas (246 games) . . . 2004-07
218 — Gabe Gross, Auburn (183 games) . . . 1999-01
216 — Antoine Duplantis, LSU (269 games) . . . 2016-19
214 — Brad Wilkerson, Florida (195 games) . . . 1996-98
213 — Bruce Castoria, Miss. State (202 games) . . . 1979-82
207 — Justin Smoak, South Carolina (195 games) . . . 2006-08
207 — Tommy Raffo, Miss. State (218 games) . . . 1987-90

Official Times at Bat

Inning

3 — Ben Harrison, Florida vs. Savannah State (3 hits) . . . 2001
3 — Chip Rhea, Kentucky vs. Marshall (3 hits) . . . 1996
3 — Joey Jackson, Vanderbilt vs. St. Joseph's (3 hits) . . . 1986
3 — Vance Shulte, Vanderbilt vs. St. Joseph's (3 hits) . . . 1986
3 — Jeff Pyburn, Georgia vs. Westminster (3 hits) . . . 1980
3 — Allen Trammell, Florida vs. Kentucky (3 hits) . . . 1965
3 — Jay Waggoner, Auburn vs. Troy State (3 hits) . . . 1994
3 — Warren Morris, LSU vs. Georgia Tech (2 hits) . . . 1996

Game

9 — Jay Estes, Auburn vs. Alabama . . . 2017
9 — Anthony Gomez, Vanderbilt vs. Louisville . . . 2012
9 — Mark Gugino, South Carolina vs. Clemson (4 for 9) . . . 1994
9 — John Fuller, Florida vs. Auburn . . . 1972
8 — Rowdey Jordan, Mississippi State vs. LSU (3 for 8) . . . 2019
8 — Tanner Allen, Mississippi State vs. LSU (3 for 8) . . . 2019
8 — Jordan Westburg, Mississippi State vs. LSU (1 for 8) . . . 2019
8 — Daniel Cabrera, LSU vs. Mississippi State (1 for 8) . . . 2019
8 — Josh Smith, LSU vs. Mississippi State (2 for 8) . . . 2019
8 — Heston Kjerstad, Arkansas vs. Auburn (1 for 8) . . . 2019
8 — Riley King, Georgia vs. Clemson (3 for 8) . . . 2019
8 — Hunter Alexander, Alabama vs. Georgia (0 for 8) . . . 2018
8 — Michael Helman, Texas A&M vs. UT Arlington (2 for 8) . . . 2018
8 — Chris Andritsos, Texas A&M vs. UT Arlington (2 for 8) . . . 2018
8 — Logan Taylor, Texas A&M vs. TCU (2 for 8) . . . 2015
8 — Chandler Avant, Alabama vs. LSU (1 for 8) . . . 2015
8 — Scott Price, Tennessee vs. Morehead State (5 for 8) . . . 2014
8 — Casey Turgeon, Florida vs. Missouri (3 for 8) . . . 2013
8 — Adam Frazier, Miss. State vs. Missouri (3 for 8) . . . 2013
8 — Alex Detz, Miss. State vs. Misouri (2 for 8) . . . 2013
8 — Mario Garza, Florida vs. South Florida (4 for 8) . . . 2003
8 — C.J. Smith, Florida vs. South Florida (3 for 8) . . . 2003
8 — Justin Tordi, Florida vs. South Florida (5 for 8) . . . 2003
8 — Steve Gendron, Miss. State vs. Georgia (1 for 8) . . . 2003
8 — Garris Gonce, South Carolina vs. Arkansas (3 for 8) . . . 2002
8 — Lance Jones, Ole Miss vs. Arizona . . . 2001
8 — Burney Hutchinson, Ole Miss vs. Arizona . . . 2001
8 — Justin Parker, Tennessee vs. Georgia State (4 for 8) . . . 1999
8 — Jeff Baumtrog, Tennessee vs. Georgia State (5 for 8) . . . 1999
8 — Dan Gorman, Tennessee vs. ETSU (3 for 8) . . . 1988
8 — Stacy Stokes, South Carolina vs. Clemson (2 for 8) . . . 1994
8 — John Farrell, Alabama vs. Miss. State (4 for 8) . . . 1989
8 — Pat Monti, Alabama vs. Miss. State (3 for 8) . . . 1989
8 — Burke Masters, Miss. State vs. Alabama (5 for 8) . . . 1989
8 — Russell Whittenburg, Auburn vs. Arkansas (0 for 8) . . . 1994
8 — Mike Killimett, Auburn vs. Arkansas (2 for 8) . . . 1994
8 — Jay Waggoner, Auburn vs. Troy State (5 for 8) . . . 1994
8 — Chris Wiggs, Florida vs. Miami, Fla. (2 for 8) . . . 1995
8 — Dee Smithey, Alabama vs. Georgia Southern (3 for 8) . . . 1984
8 — Allan Stallings, Alabama vs. Georgia Southern (4 for 8) . . . 1984
8 — Andy Merchant, Auburn vs. Florida (6 for 8) . . . 1972
8 — Bill Etheridge, Miss. State vs. Ole Miss (2 for 8) . . . 1963
8 — Terry Childers, Georgia vs. Western Carolina (3 for 8) . . . 1992
8 — Blaise Kozeniewski, Georgia vs. Western Carolina (5 for 8) . . . 1992

Season

334 — Drew Meyer, South Carolina (75 games) . . . 2002
315 — Joey Side, Georgia (70) . . . 2006
311 — Ryan Peisel, Georgia (71 games) . . . 2008
304 — Adam Frazier, Miss. State (71 games) . . . 2013
302 — Jake Mangum, Miss. State (67 games) . . . 2019
302 — Justin Harris, South Carolina (74 games) . . . 2002
302 — David Eckstein, Florida (68 games) . . . 1996
301 — Matt Olson, Georgia (70 games) . . . 2008
298 — McKay Smith, Georgia (71 games) . . . 1990
297 — Josh Rutledge, Alabama (67 games) . . . 2010
296 — Whit Merrifield, South Carolina (70 games) . . . 2010
296 — Steve Thomas, South Carolina (75 games) . . . 2002
295 — David Tidwell, Alabama (69 games) . . . 1997
294 — Adam Davis, Florida (71 games) . . . 2005
294 — Brian Buscher, South Carolina (75 games) . . . 2002
293 — Ryan Patterson, LSU (65 games) . . . 2004
293 — Matt Whitley, Tennessee (70 games) . . . 1995
292 — Mike Fontenot, LSU (69 games) . . . 2000
291 — Jay Waggoner, Auburn (65 games) . . . 1994
291 — Wes Grisham, LSU (72 games) . . . 1989
290 — Kramer Robertson (72 games) . . . 2017
290 — Rhett Wiseman, Vanderbilt (71 games) . . . 2015
289 — Brandon Larson, LSU (69 games) . . . 1997
288 — Jake Mangum, Mississippi State (68 games) . . . 2018
288 — Dave Majeski, Florida (68 games) . . . 1991
287 — Andy Neufeld, Georgia (69 games) . . . 2001
287 — Brad Hawpe, LSU (69 games) . . . 2000
287 — David Mitchell, Miss. State (71 games) . . . 1990
286 — Austin Bousfield, Ole Miss (69 games) . . . 2014
286 — Anthony Gomez, Vanderbilt (66 games) . . . 2011
286 — Preston Tucker, Florida (72 games) . . . 2011
286 — Gordon Beckham, Georgia (70 games) . . . 2006
286 — Bryan Reynolds, Vanderbilt (72 games) . . . 2015
286 — Ethan Paul, Vanderbilt (64 games) . . . 2019

Career

1109 — Antoine Duplantis, LSU (269 games) . . . 2016-19
1074 — Jake Mangum, Mississippi State (2672) . . . 2016-19
1035 — Preston Tucker, Florida (265 games) . . . 2009-12
1019 — Jason Williams, LSU (266 games) . . . 1993-96
1000 — Blair Barbier, LSU (259 games) . . . 1997-00
998 — Jeffery Rea, Miss. State (236 games) . . . 2004-07
998 — Jay Waggoner, Auburn (246 games) . . . 1992-95
994 — Steven Gendron, Miss. State (232 games) . . . 2001-04
993 — Matthew Maniscalco, Miss. State (246 games) . . . 2000-03
989 — Blake Dean, LSU (258 games) . . . 2007-10
967 — Richard Lee, Miss. State (248 games) . . . 1995-98
963 — Brent Boyd, Alabama (242 games) . . . 1999-02
950 — Michael Campbell, South Carolina (255 games) . . . 2003-06
948 — Eddy Furniss, LSU (265 games) . . . 1995-98
941 — Josh Adams, Florida (253 games) . . . 2008-11

941 — Mark Ellis, Florida (174 games) . . . 1996-99
940 — Danny Hamblin, Arkansas (246 games) . . . 2004-07
937 — Burke Masters, Miss. State (251 games) . . . 1987-90
927 — Taylor Dugas, Alabama (241 games) . . . 2009-12
919 — Travis Chapman, Miss. State (248 games) . . . 1997-00
917 — Brandon Moore, Auburn (242 games) . . . 1991-94
910 — Jeremy Brown, Alabama (251 games) . . . 1999-02
905 — Casey Dunn, Auburn (231 games) . . . 1996-99
905 — Andy Phillips, Alabama (244 games) . . . 1996-99
901 — Chad Wandall, Auburn (245 games) . . . 1996-99
900 — Joe Caruso, Alabama (242 games) . . . 1994-97
900 — Tookie Johnson, LSU (255 games) . . . 1988-91

Hits

Game

6 — Antoine Duplantis, LSU vs. Georgia . . . 2017
6 — J.T. Riddle, Kentucky vs. Niagara . . . 2014
6 — Adam Frazier, Miss. State vs. Virginia . . . 2013
6 — Tyler Johnstone, Auburn vs. Elon . . . 2005
6 — David Coffey, Georgia vs. Gardner Webb . . . 2003
6 — Kris Bennett, Tennessee vs. Georgia (CWS) . . . 2001
6 — Chris Burke, Tennesse vs. Hawaii-Hilo . . . 2000
6 — Andy Merchant, Auburn vs. Florida . . . 1972
6 — Burke Masters, Miss. State vs. Florida State . . . 1990
6 — Tracy Echols, Miss. State vs. Kentucky . . . 1989
6 — Larry Fielder, Tennessee vs. Georgia Tech . . . 1968
6 — Tommy Nichols, Ole Miss vs. Delta State . . . 1967
6 — Don Bell, Miss. State vs. Arkansas . . . 1966
6 — Ron Bertsch, Kentucky vs. Transylvania . . . 1959
6 — Ralph Greenbaun, Vanderbilt vs. Middle Tennessee State . . . 1957
6 — Terry Murphy, Miss. State vs. Vanderbilt . . . 1956
6 — Bobby Wilson, Ole Miss vs. Delta State . . . 1948
6 — Charley Conerly, Ole Miss vs. Millsaps . . . 1947
6 — Kendrick Moore, Arkansas vs. Alabama . . . 1995
6 — Ryan Bordenick, South Carolina vs. Clemson . . . 1997
6 — Mike Curry, South Carolina vs. Western Carolina . . . 1997
6 — Jason McConnell, Arkansas vs. Vanderbilt . . . 1997
6 — Jeremy Jackson, Arkansas vs. Northeastern State . . . 1997
6 — Jeff Pickler, Tennessee vs. College of Charleston . . . 1998

Season

120 — Drew Meyer, South Carolina (334 at bats) . . . 2002
119 — Jay Waggoner, Auburn (291 at bats) . . . 1994
118 — Chris Burke, Tennessee (271 at bats) . . . 2001
114 — David Magadan, Alabama (217 at bats) . . . 1983
113 — Gordon Beckham (275 at bats) . . . 2008
111 — Joey Side, Georgia (315 at bats) . . . 2006
111 — Warner Jones, Vanderbilt (268 at bats) . . . 2004
110 — Brandon Larson, LSU (289 at bats) . . . 1997
109 — Chris Burke, Tennessee (272 at bats) . . . 2000
109 — Todd Walker, LSU (276 at bats) . . . 1993
109 — Jeff Pickler, Tennessee (245 at bats) . . . 1998
108 — Jake Mangum, Miss. State (302 at bats) . . . 2019
108 — Chaz Lytle, Georgia (279 at bats) . . . 2002
108 — Tim Hudson, Auburn (273 at bats) . . . 1997
107 — Adam Frazier, Miss. State (304 at bats) . . . 2013
107 — G.W. Keller, Alabama (270 at bats) . . . 1999
107 — Josh Rutledge, Alabama (297 at bats) . . . 2010
106 — Ryan Peisel (311 at bats) . . . 2008
106 — J.C. Holt, LSU (270 at bats) . . . 2004
106 — Brian Buscher, South Carolina (270 at bats) . . . 2003
106 — Yaron Peters, South Carolina (281 at bats) . . . 2002
106 — Brad Cresse, LSU (273 at bats) . . . 2000
106 — Wes Grisham, LSU (291 at bats) . . . 1989
105 — Austin Martin, Vanderbilt (268 at bats) . . . 2019
105 — Hunter Morris, Auburn (272 at bats) . . . 2010
105 — Pedro Alvarez, Vanderbilt(272 at bats) . . . 2007
105 — Steve Thomas, South Carolina (296 at bats) . . . 2002
105 — Todd Faulkner, Auburn (61 games) . . . 2000
105 — Dax Norris, Alabama (284 at bats) . . . 1996
105 — Todd Helton, Tennessee (258 at bats) . . . 1995
105 — Scott Pratt, Auburn (258 at bats) . . . 1998
104 — Alex Bregman, LSU . . . 2013
104 — Ryan Flaherty, Vanderbilt (272 at bats) . . . 2007
104 — Mark Kiger, Florida (258 at bats) . . . 2002
104 — Pat Osborn, Florida (251 at bats) . . . 2002
104 — Brad Hawpe, LSU(287 at bats) . . . 2000
104 — Mike Curry, South Carolina (260 at bats) . . . 1998
103 — Kurt Keene, Florida (282 at bats) . . . 2000
103 — Mike Fontenot, LSU(292 at bats) . . . 2000
103 — Brian Wiese, Miss. State (250 at bats) . . . 1998
103 — Adam Sullivan, Auburn (260 at bats) . . . 1997
103 — Andy Phillips, Alabama (259 at bats) . . . 1999
102 — Josh Rutledge, Alabama (67 games) . . . 2010
102 — Zack Cox, Arkansas (102 hits in 238 at bats) . . . 2010
102 — Sean Barker, LSU (267 at bats) . . . 2002
102 — Jeff Keppinger, Georgia (262 at bats) . . . 2001
102 — Gabe Gross, Auburn (61 games(. . . 2000
102 — Casey Dunn, Auburn (269 at bats) . . . 1999
102 — Mailon Kent, Auburn (269 at bats) . . . 1999
102 — David Eckstein, Florida (302 at bats) . . . 1996
102 — Joe Caruso, Alabama (278 at bats) . . . 1996
102 — Jeff Abbott, Kentucky (229 at bats) . . . 1994
102 — Tommy Raffo, Miss. State (266 at bats) . . . 1989
102 — Roberto Vaz, Alabama (255 at bats) . . . 1997
102 — Andy Phillips, Alabama (279 at bats) . . . 1997
101 — Jake Mangum, Mississippi State (288 at bats) . . . 2018
101 — Emeel Salem, Alabama (284 at bats) . . . 2006
101 — Brad Henderson, Ole Miss (260 at bats) . . . 1999
101 — Todd Walker, LSU (257 at bats) . . . 1994
101 — David Tidwell, Alabama (295 at bats) . . . 1997
100 — Raph Rhymes, LSU (232 at bats) . . . 2012
100 — Jeff Corsaletti, Florida (279 at bats) . . . 2005
100 — Ryan Patterson, LSU (293 at bats) . . . 2004
100 — Richard Lee, Miss. State (276 at bats) . . . 1997
100 — Todd Walker, LSU (250 at bats) . . . 1992
100 — Wes Grisham, LSU (278 at bats) . . . 1990
100 — Adam Everett, South Carolina (267 at bats) . . . 1998
100 — Boomer White, Texas A&M (259 at bats) . . . 2016

Career

383 — Jake Mangum, Miss. State (1074 at bats) . . . 2016-19
352 — Antoine Duplantis, LSU (1109 at bats) . . . 2016-19
352 — Eddy Furniss, LSU (948 at bats) . . . 1995-98
341 — Preston Tucker, Florida (265 games) . . . 2009-12
341 — Jay Waggoner, Auburn (998 at bats) . . . 1992-95
335 — Jeffery Rea, Miss. State (998 at bats) . . . 2004-07
334 — Taylor Dugas, Alabama (927 at bats) . . . 2009-12
332 — Blake Dean, LSU (989 at bats) . . . 2007-10
328 — Richard Lee, Miss. State (967 at bats) . . . 1995-98
327 — Travis Chapman, Miss. State (919 at bats) . . . 1997-00
327 — Jason Williams, LSU (1019 at bats) . . . 1993-96
322 — Andy Phillips, Alabama (244 games) . . . 1996-99
323 — Kurt Keene, Tennessee/Florida (956 at bats) . . . 1997-00
319 — Mark Ellis, Florida (941 at bats) . . . 1996-99
316 — Steve Gendron, Mississippi State (242 games) . . . 2001-04
313 — Brent Boyd, Alabama (963 at bats) . . . 1999-02
314 — Chris Burke, Tennessee (777 at bats) . . . 1999-01
310 — Todd Walker, LSU (713 at bats) . . . 1992-94
309 — Mailon Kent, Auburn (232 games) . . . 1998-01
309 — Joe Caruso, Alabama (900 at bats) . . . 1994-97
307 — Jeremy Brown, Alabama (910 at bats) . . . 1999-02
307 — Blair Barbier, LSU (1000 at bats) . . . 1997-00
307 — Casey Dunn, Auburn (231 games) . . . 1996-99
304 — Brandon Moore, Auburn (917 at bats) . . . 1991-94
303 — Todd Faulkner, Auburn (216 games) . . . 1998-01
300 — Dominic de la Osa, Vanderbilt (243 games) . . . 2005-08

Doubles

Inning

2 — Vickash Ramjit, Florida vs. South Carolina . . . 2013
2 — Beau Hearod, Alabama vs. UAB . . . 2003
2 — Michael Brown, Miss. State vs. Ole Miss . . . 2001
2 — Jay Tedesco, Kentucky vs. Marshall . . . 1996
2 — Jay Waggoner, Auburn vs. Troy State . . . 1994
2 — Jon Shave, Miss. State vs. Georgia Southern . . . 1990
2 — Billy Minnis, Florida vs. Alabama . . . 1989
2 — Chuck Rouse, Ole Miss vs. Southern Illinois . . . 1982
2 — Charles DeFrance, Vanderbilt vs. Georgia . . . 1981
2 — David Nenad, Vanderbilt vs. Florida . . . 1980
2 — Ronnie Russell, Ole Miss vs. Delta State . . . 1979
2 — Allen Trammell, Florida vs. Kentucky . . . 1965

Game

4 — Lee Mitchell, Georgia vs. Coastal Carolina . . . 2002
4 — Matt Kata, Vanderbilt vs. Alabama . . . 1998
4 — Rodney Nye, Arkansas vs. Louisiana Tech . . . 1998
4 — David Eckstein, Florida vs. Bethune-Cookman . . . 1996

4 — Jeffrey Johnson, Ole Miss vs. South Carolina . . . 1995
4 — Mick Kerns, Alabama vs. Auburn (1st game) . . . 1991
4 — Junior Rodgers, Ole Miss vs. Livingston . . . 1985
4 — Ken Dempsey, Auburn vs. Georgia . . . 1981

Season

36 — Brad Hawpe, LSU(69 games) . . . 2000
31 — Doug Radziewicz, Georgia (58 games) . . . 1991
31 — David Magadan, Alabama (58 games) . . . 1983
30 — Brent Rooker, Mississippi State (67 games) . . . 2017
30 — Jeff Pickler, Tennessee (55 games) . . . 1998
29 — Scott Schroeffel, Tennessee (63 games) . . . 1996
28 — Mike Zunino, Florida (66 games) . . . 2012
27 — Dansby Swanson, Vanderbilt (72 games) . . . 2014
27 — Warner Jones, Vanderbilt (64 games) . . . 2004
27 — Adam Pavkovich, Alabama (62 games) . . . 2003
27 — Aaron Hill, LSU (68 games) . . . 2003
27 — Matt Erickson, Arkansas (56 games) . . . 1997
27 — Pete Young, Miss. State (67 games) . . . 1989
27 — Vince Castaldo, Kentucky (63 games) . . . 1988
27 — Todd Helton, Tennessee (69 games) . . . 1995
27 — Eddy Furniss, LSU (67 games) . . . 1998
27 — Eric Hinske, Arkansas (58 games) . . . 1998
27 — Todd Faulkner, Auburn (61 games) . . . 2000
26 — Mitch Moreland, Miss. State (60 games) . . . 2007
26 — Steve Thomas, South Carolina (75 games) . . . 2002
26 — Adam Swann, Georgia (69 games) . . . 2001
26 — Gabe Gross, Auburn (61 games) . . . 2000
26 — Chris Burke, Tennessee (63 games) . . . 1999
26 — Josh Adeeb, Vanderbilt (51 games) . . . 1997
26 — Adam Piatt, Miss. State (61 games) . . . 1996
26 — Russ Johnson, LSU (66 games) . . . 1994
26 — Wes Grisham, LSU (72 games) . . . 1989
26 — Chris Burke, Tennesse (63 games) . . . 2000

Career

87 — Eddy Furniss, LSU (265 games) . . . 1995-98
80 — Doug Radziewicz, Georgia (242 games) . . . 1988-91
73 — Jake Mangum, Miss. State (262 games) . . . 2016-19
72 — Chris Burke, Tennessee (186 games) . . . 1999-01
71 — Todd Faulkner, Auburn (216 games) . . . 1998-01
71 — Travis Chapman, Miss. State (248 games) . . . 1997-00
70 — Preston Tucker, Florida (265 games) . . . 2009-12
69 — Adam Swann, Georgia (215 games) . . . 1999-02
68 — Gabe Gross, Auburn (183 games) . . . 1999-01
68 — Ryan Lundquist, Arkansas (232 games) . . . 1996-99
67 — Taylor Dugas, Alabama (241 games) . . . 2009-12
66 — Ryan Patterson, LSU (190 games) . . . 2002-05
66 — Richard Lee, Miss. State (248 games) . . . 1995-98
65 — J.R. Showalter, Georgia (190 games) . . . 1988-90
65 — Mike Botkin, Kentucky (203 games) . . . 1979-82
65 — Todd Helton, Tennessee (199 games) . . . 1993-95
64 — David Magadan, Alabama (162 games) . . . 1981-83
63 — Kyle Farmer, Georgia (212 games) . . . 2010-13
63 — Blake Dean, LSU (258 games) . . . 2007-10
63 — Dominic de la Osa, Vanderbilt (243 games) . . . 2005-08
63 — Brent Boyd, Alabama (242 games) . . . 1999-02
63 — Andy Phillips, Alabama (244 games) . . . 1996-99

Triples

Game

3 — Michael Rosemond, Ole Miss vs. New Orleans . . . 1999
3 — Stuart Driscoll, Tennessee vs. Carson-Newman . . . 1971
3 — Ken Chapman, Alabama vs. Samford . . . 1960
3 — Maury Hurt, Florida vs. Tennessee . . . 1956
3 — Haywood Sullivan, Florida vs. Georgia Tech . . . 1951

Season

12 — Mike Kelley, Miss. State (60 games) . . . 1979
11 — Chris Burke, Tennessee (67 games) . . . 2001
11 — Brian Duva, Florida (58 games) . . . 1993
11 — Todd Walker, LSU (71 games) . . . 1993
11 — Rob Teegarden, Florida (60 games) . . . 1979
10 — Trey Gainous, Auburn (55 games) . . . 1986
9 — Joey Side, Georgia (70 games) . . . 2006
9 — Roberto Vaz, Alabama (63 games) . . . 1997
9 — Bob Hughes, Arkansas (57 games) . . . 1994
8 — Tony Kemp, Vanderbilt (63 games) . . . 2012
8 — Justin Henry, Ole Miss (65 games) . . . 2007
8 — Ryan Klosterman, Vanderbilt (63 games) . . . 2004
8 — Shane Kelly, Miss. State (60 games) . . . 2000
8 — Justin Parker, Tennessee (63 games) . . . 2000
8 — Jeremy Jackson, Arkansas (56 games) . . . 1997
8 — Kevin Kessinger, Ole Miss (54 games) . . . 1991
8 — Tommy Keyes, Ole Miss (33 games) . . . 1963
8 — Sonny Saye, Georgia (27 games) . . . 1955
8 — Roger Sigler, LSU (19 games) . . . 1954
8 — Dick Ramsey, Kentucky (25 games) . . . 1949
8 — Zach Lavy, Missouri (56 games) . . . 2016
8 — Jeren Kendall, Vanderbilt (62 games) . . . 2016

Career

21 — Brian Duva, Florida (241 games) . . . 1991-94
20 — Rock Wilson, Auburn (213 games) . . . 1984-87
20 — Mike Kelley, Miss. State (190 games) . . . 1976-79
20 — Ty Bilderback, Arkansas (205 games) . . . 1992-95
18 — Taylor Dugas, Alabama (241 games) . . . 2009-12
17 — Chris Burke, Tennessee (186 games) . . . 1999-01
16 — Clete Thomas, Auburn (179 games) . . . 2003-05
15 — Tony Kemp, Vanderbilt (28 games) . . . 2011-12
15 — Jason McConnell, Arkansas (153 games) . . . 1995-97
15 — Allen Williams, Arkansas (172 games) . . . 1992-94
15 — Todd Walker, LSU (203 games) . . . 1992-94
15 — Nick Morrow, Vanderbilt (219 games) . . . 1991-94
15 — Trey Gainous, Auburn (154 games) . . . 1985-87
15 — Rob Teegarden, Florida (108 games) . . . 1978-79
15 — Chuck Long, Kentucky (180 games) . . . 1976-79
14 — Justin Henry, Ole Miss (186 games) . . . 2005-07
14 — Alex Presley, Ole Miss (185 games) . . . 2004-06
14 — Joey Side, Georgia (187 games) . . . 2004-06
14 — Burney Hutchinson, Ole Miss (214 games) . . . 1999-02
14 — Justin Parker, Tennessee (218 games) . . . 1998-01
14 — Kevin Kessinger, Ole Miss (209 games) . . . 1989-92
14 — Nate Riddley, Ole Miss (193 games) . . . 1989-92
14 — Ted Milton, Miss. State (151 games) . . . 1969-72

Hitting Streaks

Games (single season)

36 — Andy Phillips, Alabama . . . 1999
35 — Ryan Flaherty, Vanderbilt . . . 2007
33 — Todd Walker, LSU . . . 1993
32 — Roberto Vaz, Alabama . . . 1997
31 — Casey Dunn, Auburn . . . 1997
31 — Gene Cone, South Carolina . . . 2016
30 — Thomas Berkery, Mississippi State . . . 2006
29 — Tim Olson, Florida . . . 2000
28 — Josh Hudson, Georgia . . . 1999
28 — Scott Pratt, Auburn . . . 1998
27 — Justin Fradejas, Auburn . . . 2010
27 — Ron Brown, Miss. State . . . 1993
27 — Greg Thomas, Vanderbilt . . . 1991
27 — David Magadan, Alabama . . . 1981
27 — Condredge Holloway, Tennessee . . . 1975
26 — Mark Thornhill, Georgia . . . 2001
26 — Eddy Furniss, LSU . . . 1998
26 — Brad Wilkerson, Florida . . . 1997
26 — Jeff Pickler, Tennessee . . . 1998

Games (consecutive seasons)

36 — Ryan Flaherty, Vanderbilt . . . 2006-07
32 — Warner Jones, Vanderbilt . . . 2003-04
31 — Rex Buckner, Miss. State . . . 1992-93

Consecutive At-Bats

11 — Mick Kerns, Alabama . . . 1991
10 — Mason Katz, LSU . . . 2012
10 — Craig Gentry, Arkansas . . . 2005
10 — Drew Rogers, Ole Miss . . . 2002
10 — Mike Basse, Tennessee . . . 1991

RECORDS

Runs Scored

Inning

3 — Ben Harrison, Florida vs. Savannah State . . . 2001
3 — Tim Lanier, LSU vs. Georgia Tech . . . 1996
3 — Joey Jackson, Vanderbilt vs. St. Joseph's . . . 1986
3 — Allen Trammell, Florida vs. Kentucky . . . 1965

Game

7 — Mario Garza, Florida vs. Siena . . . 2002
6 — Trevor Ezell, Arkansas vs. Grambling . . . 2019
6 — Brian Reimsnyder, Florida vs. Alabama . . . 1989
6 — Andy Burns, Kentucky vs. Mississippi State . . . 2009
6 — Adam Davis, Florida vs. Notre Dame . . . 2005
6 — Jonathan Tucker, Florida vs. Hofstra . . . 2003
6 — Mario Garza, Florida vs. Florida Atlantic . . . 2003
6 — Jeremy Jackson, Arkansas vs. Northeastern State . . . 1997
6 — Adam Everett, South Carolina vs. Clemson . . . 1997
6 — Derick Urquhart, South Carolina vs. Clemson . . . 1997
6 — Ryan Bordenick, South Carolina vs. Clemson . . . 1997
6 — Craig Shipley, Alabama vs. Georgia Southern . . . 1984
6 — David Jackson, Georgia vs. Tennessee Temple . . . 1982
6 — Terry Murphy, Miss. State vs. Vanderbilt . . . 1956

Season

105 — Chris Burke, Tennessee (67 games) . . . 2001
102 — Mike Curry, South Carolina (62 games) . . . 1998
97 — Gordon Beckham, Georgia (71 games) . . . 2008
95 — Nathan Dunn, LSU (66 games) . . . 1996
93 — Mike Fontenot,LSU (69 games) . . . 2000
90 — Mark Kiger, Florida (65 games) . . . 2002
88 — Brett Elbin, Alabama (54 games) . . . 1983
87 — Austin Martin, Vanderbilt (58 games) . . . 2019
87 — Drew Meyer, South Carolina (75 games) . . . 2002
87 — Roberto Vaz, Alabama (63 games) . . . 1997
87 — Eric Hinske, Arkansas (56 games) . . . 1997
87 — Rafael Palmeiro, Miss. State (61 games) . . . 1984
86 — Brad Wilkerson, Florida (64 games) . . . 1998
86 — David Tidwell, Alabama (69 games) . . . 1997
86 — Matt Erickson, Arkansas (56 games) . . . 1997
86 — Todd Helton, Tennessee (69 games) . . . 1995
85 — G.W. Keller, Alabama (69 games) . . . 1999
85 — David Eckstein, Florida (64 games) . . . 1997
85 — Todd Walker, LSU (71 games) . . . 1993
85 — Eddy Furniss, LSU (67 games) . . . 1998
85 — Kramer Robertson, LSU (72 games) . . . 2017
83 — Gabe Gross, Auburn (61 games) . . . 2000
83 — Ryan Lundquist, Arkansas (56 games) . . . 1997
83 — Russ Johnson, LSU (71 games) . . . 1993

Career

270 — Jason Williams, LSU (266 games) . . . 1993-96
261 — Eddy Furniss, LSU (265 games) . . . 1995-98
260 — Blair Barbier, LSU (259 games) . . . 1997-00
244 — Jeremy Brown, Alabama (251 games) . . . 1999-02
241 — Ryan Lundquist, Arkansas (232 games) . . . 1996-99
240 — Mark Ellis, Florida (224 games) . . . 1996-99
239 — Brad Wilkerson, Florida (195 games) . . . 1996-98
234 — Todd Walker, LSU (203 games) . . . 1992-94
233 — Brent Boyd, Alabama (242 games) . . . 1999-02
232 — Taylor Dugas, Alabama (241 games) . . . 2009-12
232 — Mailon Kent, Auburn (216 games) . . . 1998-01
232 — Dan Van Cleve, Miss. State (219 games) . . . 1982-85
229 — Jake Mangum, Miss. State (262 games) . . . 2016-19
227 — Burke Masters, Miss. State (251 games) . . . 1987-90
224 — Chris Burke, Tennessee (186 games) . . . 1999-01
224 — Rafael Palmeiro, Miss. State (183 games) . . . 1983-85
223 — Blake Dean, LSU (258 games) . . . 2007-10
223 — Derick Urquhart, South Carolina (217 games) . . . 1995-98
223 — Nick Morrow, Vanderbilt (219 games) . . . 1991-94
222 — Andy Phillips, Alabama (244 games) . . . 1996-99
222 — David Eckstein, Florida (199 games) . . . 1994-97
221 — Travis Chapman, Miss. State (248 games) . . . 1997-00
220 — Matt den Dekker, Florida (234 games) . . . 2007-10
219 — Richard Lee, Miss. State (248 games) . . . 1995-98
216 — Russ Johnson, LSU (200 games) . . . 1992-94
215 — Mike Curry, South Carolina (172 games) . . . 1996-98
214 — G.W. Keller, Alabama (201 games) . . . 1997-99
213 — Antoine Duplantis (269 games) . . . 2016-19
212 — Mark Kiger, Florida (180 games) . . . 2000-02
212 — Drew Meyer, South Carolina (209 games) . . . 2000-02
212 — Jack Welsh, Arkansas (22 games) . . . 1997-00

Total Bases

Inning

8 — Blake Dean, LSU vs. Tulane (2 HR) . . . 2009
8 — Ryan Schimpf, LSU vs. Tulane (2 HR) . . . 2009
8 — Kavin Mellilo, South Carolina vs. Charleston Southern (2HR) . . . 2004
8 — Garris Gonce, South Carolina vs. Ole Miss (2 HR) . . . 2002
8 — Matt Goss, Florida vs. Ole Miss (2 HR) . . . 2002
8 — Ryan Shealy, Florida vs. Ole Miss (2 HR) . . . 2002
8 — Mike Dezenzo, South Carolina vs. Charleston Southern (2 HR) . . . 1993
8 — Frank Velleggia, Alabama vs. Columbus (2 HR) . . . 1983
8 — Allen Trammell, Florida vs. Kentucky (HR, 2 2B) . . . 1965

Game

18 — JJ Schwarz, Florida vs. Stetson . . . 2015
16 — Bill Sandry, Kentucky vs. Eastern Kentucky . . . 1982
16 — Eddy Furniss, LSU vs. Auburn . . . 1998
15 — Ryan Duffy, Mississippi State vs. Jackson State . . . 2010
15 — Ryan Lundquist, Arkansas vs. Central Missouri State . . . 1997
14 — 16 times (Last: Connor Kaiser, Vanderbilt vs. Clemson) . . . 2018

Season

250 — Brandon Larson, LSU (69 games) . . . 1997
221 — Gordon Beckham, Georgia (71 games) . . . 2008
221 — Chris Burke, Tennessee (67 games) . . . 2001
217 — Brad Cresse, LSU (69 games) . . . 2000
215 — Yaron Peters, South Carolina (75 games) . . . 2002
214 — Todd Walker, LSU (71 games) . . . 1993
212 — Eddy Furniss, LSU (67 games) . . . 1998
209 — Rafael Palmeiro, Miss. State (61 games) . . . 1984
203 — Andy Phillips, Alabama (64 games) . . . 1999
203 — Jeff Abbott, Kentucky (55 games) . . . 1994
202 — Hunter Morris, Auburn (64 games) . . . 2010
203 — Roberto Vaz, Alabama (63 games) . . . 1997
201 — Wes Grisham, LSU (72 games) . . . 1989
201 — Brent Rooker, Mississippi State (67 games) . . . 2017
200 — Todd Helton, Tennessee (69 games) . . . 1995
198 — Todd Faulkner, Auburn (61 games) . . . 2000
192 — JJ Bleday (64 games) . . . 2019
191 — Will Clark, Miss. State (65 games) . . . 1985
190 — Ryan Lundquist, Arkansas (56 games) . . . 1997
190 — Eddy Furniss, LSU (66 games) . . . 1996
188 — Joey Side, Georgia (70 games) . . . 2006
186 — Pedro Alvarez, Vanderbilt (67 games) . . . 2007
186 — Ryan Shealy, Florida (65 games) . . . 2002
185 — Matt LaPorta, Florida (70 games), . . . 2005
185 — Tommy Raffo, Miss. State (68 games) . . . 1989
184 — Mike Koerner, LSU (69 games) . . . 1997
183 — Tim Hudson, Auburn (66 games) . . . 1997

Career

689 — Eddy Furniss, LSU (265 games) . . . 1995-98
596 — Preston Tucker, Florida (265 games) . . . 2009-12
590 — Andy Phillips, Alabama (244 games) . . . 1996-99
575 — Blake Dean, LSU 258 games) . . . 2007-10
557 — Todd Walker, LSU (203 games) . . . 1992-94
556 — Brad Cresse,LSU (236 games) . . . 1997-00
544 — Richard Lee, Miss. State (248 games) . . . 1995-98
538 — Ryan Lundquist, Arkansas (232 games) . . . 1996-99
532 — Todd Faulkner, Auburn (216 games) . . . 1998-01
530 — Rafael Palmeiro, Miss. State (183 games) . . . 1983-85
522 — Danny Hamblin, Arkansas (246 games) . . . 2004-07
517 — Blair Barbier, LSU(259 games) . . . 1997-00
515 — Dominic de la Osa, Vanderbilt (243 games) . . . 2005-08
514 — J.R. Showalter, Georgia (190 games) . . . 1988-90
511 — Jeremy Brown, Alabama (251 games) . . . 1999-02
510 — Ryan Patterson, LSU (190 games) . . . 2003-05
509 — G.W. Keller, Alabama (201 games) . . . 1997-99
500 — Mark Ellis, Florida (174 games) . . . 1996-99

Stolen Bases

Game

6 — Clay Greene, Tennessee vs. Middle Tennessee . . . 1997
6 — Tom Moore, Florida vs. Georgia . . . 1962
5 — Jay Charleston, Tennessee vs. Tennessee Tech . . . 2019
5 — Jaren Shelby, Kentucky vs. Eastern Kentucky . . . 2019
5 — Boomer Whipple, Vanderbilt vs. W. Kentucky . . . 1994
5 — Mike Carlsen, Tennessee vs. Carson-Newman . . . 1990
5 — Chris Estep, Kentucky vs. Youngstown State . . . 1988
5 — Ted Williams, Alabama vs. Samford . . . 1986
5 — Joey Cora, Vanderbilt vs. David Lipscomb . . . 1985

5 — Mike Summerlin, Ole Miss vs. Alabama . . . 1981
5 — Jimmy Conn, Vanderbilt vs. Belmont . . . 1971
5 — Chuck Bancroft, Alabama vs. Vanderbilt . . . 1956
5 — Les Shumake, Ole Miss vs. Auburn . . . 1952
5 — Ronnie Deans, Florida vs. Delaware State . . . 1950

Season

67 — Brian Roberts, South Carolina (58 games) . . . 1999
58 — Stevie Daniel, Tennessee (63 games) . . . 2000
59 — Mike Curry, South Carolina (62 games) . . . 1998
56 — Chris Burke, Tennessee (63 games) . . . 2000
55 — Chad Green, Kentucky (59 games) . . . 1996
54 — Clay Greene, Tennessee (59 games) . . . 1997
54 — Chad Green, Kentucky (60 games) . . . 1995
53 — Mike Basse, Tennessee (59 games) . . . 1989
51 — Bob Schabes, Vanderbilt (54 games) . . . 1989
50 — David Fowke, Alabama (57 games) . . . 1981
49 — Chris Burke, Tennessee (67 games) . . . 2001
49 — Mike Basse, Tennessee (60 games) . . . 1991
46 — Stevie Daniel, Tennessee (67 games) . . . 2001
46 — Vee Hightower, Vanderbilt (56 games) . . . 1993
44 — Ted Williams, Alabama (63 games) . . . 1986
43 — Mike Basse, Tennessee (46 games) . . . 1990
42 — G.W. Keller, Alabama (69 games) . . . 1999
42 — Mike Curry, South Carolina (53 games) . . . 1997
42 — Rob Hartwig, LSU (67 games) . . . 1987
42 — Nick Belmonte, Florida (48 games) . . . 1976

Career

145 — Mike Basse, Tennessee (165 games) . . . 1989-91
134 — Stevie Daniel, Tennessee (184 games) . . . 1999-01
126 — Chad Green, Kentucky (169 games) . . . 1994-96
124 — Chris Burke, Tennessee (186 games) . . . 1999-01
122 — Mike Curry, South Carolina (172 games) . . . 1996-98
103 — Brian Duva, Florida (240 games) . . . 1991-94
96 — Charles DeFrance, Vanderbilt (150 games) . . . 1980-82
95 — Kenderick Moore, Arkansas (252 games) . . . 1992-96
93 — David Eckstein, Florida (199 games) . . . 1994-97
91 — Vee Hightower, Vanderbilt (138 games) . . . 1991-93
91 — Billy Henderson, Georgia (109 games) . . . 1947-50
90 — Mailon Kent, Auburn (232 games) . . . 1998-01
88 — Stevie Daniel, Tennessee (117 games) . . . 1999-00
87 — Clay Greene, Tennessee (114 games) . . . 1996-97
84 — Joey Cora, Vanderbilt (142 games) . . . 1983-85
79 — Mike Kelley, Miss. State (190 games) . . . 1976-79
79 — Curt Cope, Auburn (Games n/a) . . . 1973-76
78 — Mark Gugino, South Carolina (161 games) . . . 1992-94
77 — Emeel Salem, Alabama (222 games) . . . 2004-07
75 — Dave Majeski, Florida (242 games) . . . 1989-92

Walks

Season

85 — Brad Wilkerson, Florida (64 games) . . . 1998
78 — Brian Reimsnyder, Florida (66 games) . . . 1989
77 — Andy Galy, LSU (68 games) . . . 1987
76 — Brad Wilkerson, Florida (67 games) . . . 1996
72 — Eddy Furniss, LSU (67 games) . . . 1998
69 — Jeremy Brown, Alabama (66 games) . . . 2002
69 — Jody Hurst, Miss. State (66 games) . . . 1989
67 — Russ Johnson, LSU (71 games) . . . 1993
67 — Russ Johnson, LSU (66 games) . . . 1994
66 — Brett Elbin, Alabama (54 games) . . . 1983
66 — Albie Scoggins, Florida (60 games) . . . 1982
66 — Mark Gillaspie, Miss. Sate (63 games) . . . 1981
64 — Armando Rios, LSU (70 games) . . . 1993
63 — Vee Hightower, Vanderbilt . . . 1993
63 — Chase Headley, Tennessee (67 g ames) . . . 2005
63 — Jason Burkley, Miss. State (60 games) . . . 2001
63 — Brad Wilkerson, Florida (64 games) . . . 1997
62 — Brent Killen, Florida (63 games) . . . 1992
62 — Mike Bianco, LSU (72 games) . . . 1989
61 — JJ Bleday, Vanderbilt (64 games) . . . 2019
61 — Thomas Dillard, Ole Miss (68 games) . . . 1995
61 — Todd Helton, Tennessee (70 games) . . . 1995
60 — Jonathan India, Florida (68 games) . . . 2018
60 — Mark Kiger, Florida (65 games) . . . 2002
60 — Brian Johnson, Georgia (57 games) . . . 1995
60 — Craig Cala, LSU (72 games) . . . 1989

Career

224 — Brad Wilkerson, Florida (195 games) . . . 1996-98
207 — Jeremy Brown, Alabama (251 games) . . . 1999-02
191 — Eddy Furniss, LSU . . . 1995-98
175 — Mike Stanley, Florida (217 games) . . . 1982-85
164 — Brad Winkler, Mississippi State . . . 1980-83
163 — Tracy Echols, Miss. State (237 games) . . . 1986-87, 89-90
160 — Jeff Leatherman, Auburn . . . 1988-91
157 — Kris Edge, Georgia (209 games) . . . 1999-02
156 — Tim Thomas, Arkansas . . . 1989-91
153 — Nolan Fontana, Florida (200 games) . . . 2010-12
153 — Jake Dugger, Arkansas (239 games) . . . 2004-07
153 — Frank Thomas, Auburn . . . 1987-89
152 — Mark Kiger, Florida (180 games) . . . 2000-02
151 — Taylor Dugas, Alabama (241 games) . . . 2009-12
151 — Justin Smoak, South Carolina (195 games) . . . 2006-08
149 — Jeff Parnell, South Carolina . . . 1990-93
147 — Todd Helton, Tennessee . . . 1993-95
147 — Barry Winford, Miss. State (214 games) . . . 1986-89
146 — Steve Chandler, Vanderbilt . . . 1974-77
145 — Gabe Gross, Auburn . . . 1999-01
143 — Dave Van Cleve, Miss. State (219 games) . . . 1981-85

Pitching

Victories

Season

18 — Jeff Brantley, Miss. State (18-2) . . . 1985
17 — Kip Bouknight, South Carolina (17-1) . . . 2000
17 — Paul Byrd, LSU (17-6) . . . 1990
16 — Jeff Gidcumb, Florida (16-7) . . . 1988
16 — Ryan Halla, Auburn (16-3) . . . 1995
15 — Luke Hochevar, Tennessee (15-3) . . . 2005
15 — David Marchbanks, South Carolina (15-3) . . . 2003
15 — Brian Tallet, LSU (15-3) . . . 2000
15 — R. A. Dickey, Tennessee (15-2) . . . 1994
15 — John Powell, Auburn (15-5) . . . 1993
15 — Bobby Reed, Miss. State (15-4) . . . 1990
15 — Curtis Leskanic, LSU (15-2) . . . 1989
15 — Tim Hudson, Auburn (15-2) . . . 1997
15 — Q.V. Lowe, Auburn (15-1) . . . 1967

Career

45 — Kip Bouknight, South Carolina (45-12) . . . 1998-01
45 — Jeff Brantley, Miss. State (45-12) . . . 1982-85
43 — John Powell, Auburn (43-20) . . . 1990-94
39 — Ryan Halla, Auburn (34-16) . . . 1993-96
38 — Scott Schultz, LSU (38-12) . . . 1992-95
38 — R.A. Dickey, Tennessee (38-10) . . . 1994-96
37 — Hayden Gliemmo, Auburn (37-12) . . . 1998-01
36 — Lane Mestepey, LSU (36-20) . . . 2001-05
35 — Bobby Reed, Miss. State (35-7) . . . 1987-90
35 — Aaron Rawl, South Carolina (35-15) . . . 2002-05
34 — Blake Cooper, South Carolina (34-14) . . . 2007-10
34 — Ryan Halla, Auburn (34-12) . . . 1993-96
33 — Stan Loewer, LSU (33-14) . . . 1984-87
31 — David Marchbanks, South Carolina (31-8) . . . 2001-03
31 — Lance Cormier, Alabama (31-6) . . . 1999-02
31 — Marc Valdes, Florida (31-13) . . . 1991-93
31 — Paul Byrd, LSU (31-11) . . . 1989-91
31 — Derek Lilliquist, Georgia (31-12) . . . 1985-87
31 — Joe Beckwith, Auburn (31-15) . . . 1974-77

Earned Run Average

Season (min. 40 innings pitched)

0.21 — Rick Farizo, LSU (1 run - 41.2 innings) . . . 1970
0.51 — Jeff Keener, Kentucky (4 runs - 71.0 innings) . . . 1981
0.63 — Dennis Hall, Miss. State (4 runs - 57.0 innings) . . . 1970
0.68 — Frank Montgomery, Miss. State (7 runs - 92.0 innings) . . . 1962

Career (min. 160 innings pitched)

1.68 — Jeff Peeples, Vanderbilt . . . 1970-73
1.69 — Q.V. Lowe, Auburn (40 runs - 213.0 innings) . . . 1966-67
1.71 — Frank Montgomery, Miss. State (34 runs - 171.1 innings) . . . 1961-63
1.71 — Larry Williams, Ole Miss (34 runs - 170.1 innings) . . . 1957-60
1.77 — Joe Overton, Auburn . . . 1962-63
1.79 — Frank Montgomery, Miss. State (34 runs - 171.1 innings . . . 1961-63
1.81 — Michael Roth, South Carolina (75 runs - 354.1 innings) . . . 2009-12

1.82 — Allen Smith, LSU (48 runs - 237.1 innings) 1960-62
1.85 — Jimmy Lee, Tennessee (42 runs - 204.0 innings) 1968-70

Innings Pitched

Game

14.2 — Jackie Glover, Alabama vs. Miss. State 1969
14.0 — James Carroll, Miss. State vs. Alabama 1966

Season

164.0 — Jamie Bennett, Tennessee (11-5, 4.12 ERA) 1999
160.1 — Dave Fleming, Georgia (12-6, 2.86 ERA) 1990
159.2 — R.A. Dickey, Tennessee (14-4, 4.28 ERA) 1995
152.1 — Ben McDonald, LSU (14-4, 3.49 ERA) 1989
151.2 — Jeff Gidcumb, Florida (16-7, 3.20 ERA) 1988
149.2 — Jamie Bennett, Tennessee (10-4, 2.71 ERA) 2000
147.0 — R. A. Dickey, Tennessee (15-2, 3.00 ERA) 1994
147.0 — Brian Powell, Georgia (8-4, 3.61 ERA) 1995
146.2 — Ryan Halla, Auburn (16-3, 3.07 ERA) 1995
145.2 — Jeff Brantley, Miss. State (18-2, 2.29 ERA) 1985
145.0 — Michael Roth, South Carolina (14-3, 1.06 ERA) 2011
145.0 — Mike Sirotka, LSU (12-6, 1.99 ERA) 1993
145.0 — Don Mundie, Miss. State (14-5, 3.60 ERA) 1981

Career

482.0 — Kip Bouknight, South Carolina (45-12) 1998-01
480.0 — Lane Mestepey, LSU (36-20) 2001-05
477.0 — John Powell, Auburn (43-20) 1990-94
434.0 — R.A. Dickey, Tennessee (38-10) 1994-96
427.0 — Jeff Brantley, Miss. State (45-12) 1982-85
416.2 — Jared Poche', LSU (39-13) 2014-17
400.0 — Ryan Halla, Auburn (39-16) 1993-96
398.0 — Scott Schultz, LSU (38-12) 1992-95
394.2 — Marc Valdes, Florida (31-13) 1991-93
384.2 — Lance Cormier, Alabama(31-16) 1999-02
383.1 — Charlie Boyce, Arkansas (30-21) 2003-06
383.0 — Craig Cobb, Tennessee 2004-07
377.0 — Blake Cooper, South Carolina (34-14) 2007-10
372.0 — Mike Sirotka, LSU (30-11) 1990-93
370.0 — Aaron Rawl, South Carolina (35-15) 2002-05
369.2 — Levale Speigner, Auburn 2000-03
366.2 — John Hill, Georgia (24-28) 1991-94
366.0 — Dave Fleming, Georgia (29-17) 1988-90
365.2 — Rob Bonanno, Florida (28-12) 1991-94
364.2 — Eric DuBose, Miss. State (27-12) 1995-97
359.0 — Hayden Gliemmo, Auburn (37-12) 1998-01
357.2 — Brian Powell, Georgia (19-14) 1993-95
355.1 — James Adkins, Tennessee 2005-07
354.1 — Michael Roth, South Carolina (26-6) 2009-12
350.0 — Alex Lange, LSU (30-9) 2014-17
345.1 — Arnold Hughey, Auburn (22-17) 2002-05
344.0 — Stan Loewer, LSU (33-14) 1984-87

Consecutive Scoreless Innings

Season

47.2 — Todd Helton, Tennessee vs. 26 teams 1994
44.2 — Ben McDonald, LSU vs. TCU, Mercer, Oklahoma State, Southern, Tennessee, Florida, St. John's, Kentucky 1989
37.0 — Jeff Peeples, Vanderbilt vs. Tennessee, Auburn, Georgia, Florida, Alabama 1973

Fewest Hits*

Perfect Games

Eric Brandon, Auburn vs. Murray State (9-0) (9 innings) 2002
Jason Johnson, Auburn vs. LaGrange (14-0) (7 innings) 1991
Don Woeltjen, Georgia vs. Georgia Tech (5-0) (9 innings) 1963
Bruce Baudier, LSU vs. Alabama (2-0)(7 innings) 1967
J.T. Peatross, Miss. State vs. Miss. College (1-0) 1918
Willie Mitchell, Miss. State vs. LSU (1-0) 1909
Fred Sale, Georgia vs. Virginia (4-0) (9 innings) 1923

No-Hitters

Jack Leiter, Vanderbilt vs. South Carolina (9 innings, 5-0) 2021
Kumar Rocker, Vanderbilt vs. Duke (9 innings, 3-0, NCAAs) 2019
Casey Mize, Auburn vs. Northeastern (9 innings, 6-0) 2018
Kyle Simonds, Texas A&M vs. Vanderbilt (9 innings, 3-0) 2016
Jonathan Crawford, Florida vs. Bethune-Cookman (9 innings, 4-0, NCAAs) 2012
Jeffery Terrell, Tennessee vs. Bowling Green (9 innings), 5-0) 2002
Richie Nye, Arkansas vs. Iowa State (9 innings, 14-0) 1996
Todd Abbott, Arkansas vs. Vanderbilt (9 innings, 6-0) 1994
Brian Powell, Georgia vs. E. Kentucky (9 innings, 9-0) 1994
John Burke, Florida vs. Furman (9 innings, 2-0) 1991
Bob Dillon, Tennessee vs. Kentucky (7 innings, 11-0) 1990
Mike Rebhan, Georgia vs. W. Carolina (9 inn., 1-0) 1989
Gene Morgan, Miss. State vs. Hawaii-Hilo (9 innings, 2-0) 1985
Vince Barantine vs. Alabama vs. Auburn (7 innings, 2-0) 1981
Bobby Landry, LSU vs. Southern Miss (7 innings, 1-0) 1979
Pete Teixiera, Florida vs. Kentucky (7 innings, 1-0) 1978
Jim Gaylor, Tennessee vs. Tennessee Tech (7 innings, 4-0) 1976
Rick Honeycutt, Tennessee vs. Georgia (7 innings, 1-0) 1976
Joe O'Brien, Tennessee vs. Georgia (7 innings, 3-0) 1973
John Bowling, Kentucky vs. Georgia (3-0) 1974
Ernie Vincent, Georgia vs. Vanderbilt (7 innings, 6-0) 1973
Mike Newman, Florida vs. Florida Southern (9 innings,1-0) 1973
Randy Wiles, LSU vs. Rice (7 innings, 3-0) 1972
Jerry Thompson, Miss. State vs. Ill.-Weslyan 1971
Doug Wessel, Vanderbilt vs. Louisville 1971
Doug Wessel, Vanderbilt vs. Belmont 1971
Gene Henderson, Miss. State vs. Arkansas 1970
Buddy Copeland, Georgia vs. Vanderbilt (9 innings, 1-0) 1967
Van Quigley, LSU vs. Tulane (7 innings, 1-0) 1966
Russ Johnson, Ole Miss vs. Miss. State (9 innings, 5-0) 1966
Grady Elmore, Alabama vs. Southern Miss (7 innings, 6-0) 1965
Robert Earl Siedell, Ole Miss vs. Alabama (7 innings, 1-0) 1962
Fred Southerland, LSU vs. Tulane (9 innings, 2-0) 1962
Joe Beckwith, Auburn vs. Houston (7 innings, 5-0) 1976
Mike Howell, Kentucky vs. Centrel (7-0) 1960
Jerry Sharp, Kentucky vs. Tennessee (6-2) 1959
Cecil Buford, Ole Miss vs. Vanderbilt (7 innings, 3-0) 1956
Bob Adams, Florida vs. North Carolina (7 innings, 6-0) 1949
Eddie Owcar, Alabama vs. Ole Miss (8-0) 1942
Sisler Johnson, Ole Miss vs. Miss College (9 innings, 8-0) 1940
Webb Burke, Ole Miss vs. James Millikin (12-0) 1926
Pat Lippett, Georgia vs. Pittsburgh (6-0) 1920
Tom Philpot, Georgia vs. Georgia Tech (8-0) 1919
Will Sanford, Georgia vs. Penn (4-0) 1897

*Perfect games and no-hitters listed are only those which were also complete games for the pitcher of record.

Season (Hits x 9/Innings Pitched)

3.51 — Brian Senn, Auburn (52 hits - 55 innings) 1991
3.74 — Jacob Lindgren, Mississippi State (23 hits - 55.1 innings) 2014
3.93 — Jeff Keener, Kentucky (31 hits - 71 innings) 1981
4.07 — Fred Southerland, LSU (25 hits - 55.1 innings) 1962
4.20 — Jimmy Biggart, Florida (23 hits - 49.1 innings) 1962
4.56 — Buddy Wittichen (25 hits - 49.1 innings) 1957
4.69 — Jimmy Lee, Tennessee (33 hits - 63.1 innings) 1969

Career (Hits x 9/Innings Pitched)

3.94 — Chuck Fore, Georgia (67 hits - 153 innings) 1976-77
5.11 — Jeff Keener, Kentucky (84 hits - 148 innings) 1980-81
5.33 — Barry Manuel, LSU (80 hits - 135 innings) 1985-87
5.51 — Buddy Wittichen (100 hits - 163.1 innings) 1954-57
5.54 — Larry Williams, Ole Miss (120 hits - 195 innngs) 1958-60
5.84 — Guy Hollingsworth, LSU (104 hits - 160.1 innings) 1972-75
5.61 — Q.V. Lowe, Auburn (86 hits - 138 innings) 1966-67

Fewest Walks

Season (Walks x 9/Innings Pitched)

0.48 — Jarrett Gardner, Arkansas (5 walks - 93.1 innings) 2003
0.54 — George Reed, Florida (3 walks - 50.0 innings) 1951
0.58 — Chris Cotton, LSU (3 walks, 46.2 innings) 2013
0.70 — Aaron Nola, LSU (7 walks - 89.2 innings) 2012
0.71 — Tommy Boss, Florida (6 walks - 76.1 innings) 2004
0.80 — Reggie McClain, Missouri (9 walks - 101.0 innings) 2016
0.85 — Bobby Poyner, Florida (6 walks - 63.1 innings) 2015
0.85 — Connor Falkenbach, Florida (12 walks - 126.2 innings) 2004
0.88 — Tucker Hawley, Alabama (4 walks - 40.2 innings) 2010
0.94 — Hudson Randall, Florida (13 walks - 124.1 innings) 2011
0.91 — Michael Palazzone, Georgia (11 walks - 120.1 innings) 2011
0.92 —Garrett Stallings, Tennessee (8 walks - 78.2 innings) 2018
0.95 — Jared Shore, Auburn (7 walks, 66.1 innings) 2005
0.96 — Hudson Randall, Florida (10 walks, 94.0 innings) 2012
0.98 — Danny Wheeler, Florida (6 walks - 55 innings) 1996
1.02 — Jack Wynkoop, South Carolina (10 walks - 88.0 innings) 2014
1.07 — Tanner Houck, Missouri (12 walks - 100.2 innings) 2015
1.07 — Matty Ott, LSU (6 walks - 50.1 innings) 2009

1.08 — Lane Mestepey, LSU (17 walks - 141.2 innings) 2002
1.09 — Archie White, Ole Miss (4 walks - 33.0 innings) 1955
1.10 — Matt Kent, Texas A&M (12 walks - 98.0 innings) 2015
1.11 — Glen Pickren, Florida (12 walks - 97.1 innings) 1968
1.14 — Scott Hasler, Ole Miss (9 walks - 71.1innings) 1966
1.16 — Chris Morrison, Auburn (15 walks - 116.2 innings) 1995
1.19 — Randy Coleman, Ole Miss (8 walks- 60.1 innings) 1980
1.20 — Jack Wynkoop, South Carolina (14 walks - 104.2 innings) 2015
1.21 — Jordan Montgomery, South Carolina (10 walks-74.2 innings) 2012
Steven Register, Auburn (7 walks - 52.0 innings) 2003
1.22 — Brandon Moore, Arkansas (11 walks, 8. innings) 2012
1.23 — Nolan Belcher, South Carolina (16 walks - 117.0 innings) 2013
1.23 — Connor Falkenbach, Florida (8 walks - 58.1 innings) 2003
1.24 — Olin Briscoe, Ole Miss (11 walks - 79.2 innings) 1951
1.25 — Aaron Rawl, South Carolina (17 walks - 122 innings pitched) 2004

Career (Walks x 9/Innings Pitched)

1.00 — Jared Sjore, Auburn (10 walks, 89.2 innings) 2004-05
1.098 — Matt Kent, Texas A&M (22 walks, 180.1 innings) 2013-15
1.113 — Chris Cotton. LSU (16 walks, 127.1 innings) 2010-13
1.248 — Connor Falkenbach, Florida (41 walks - 295.2 innings) 2002-05
1.254 — Hudson Randall, Florida (44 walks - 315.2 innings) 2010-12
1.30 — Tommy Boss, Florida (38 walks - 263.1 innings) 2002-05
1.35 — Bobby Poyner, Florida (27 walks - 180.0 innings) 2012-15
1.44 — Jarrett Gardner, Arkansas (26 walks - 162.1 innings) 2002-03
1.55 — Scott Hasler (24 walks - 139.2 innings) 1965-67
1.65 — Darren O'Day, Florida (41 walks - 223.2 innings) 2003-06
1.69 — Jason Determann, LSU (40 walks - 213 innings) 2002-25
1.74 — Brian Johnson, Florida (47 walks - 243.1 innings) 2010-12
1.74 — Glen Pickren, Florida (46 walks - 237.1 innings) 1968-70
1.81 — Anthony DeSclafani, Florida (30 walks - 149.1 innings) 2009-11
1.84 — Jeff Barfield, Florida (17 walks - 83.1 innings) 2007-10
Brandon Moore, Arkansas (31 walks, 5.2 innings) 2011-Present
1.85 — Brantley Jones, Miss. State (53 walks - 257.0 innings) 1967-70
1.87 — Johnny Magliozzi, Florida (21 walks - 101.1 innings) 2012-13
1.89 — Stephen Locke, Florida (52 walks - 247.1 innings) 2005-09
1.91 — Alex Panteliodis, Florida (48 walks - 226.2 innings) 2009-11
1.92 — Bruce Baudier, LSU (26 walks - 122 innings) 1966-67
1.98 — Chris Morrison, Auburn (49 walks - 222.1 innings) 1994-95

Strikeouts

Game

24 — Butch Mixon, LSU vs. SW Louisiana 1959
23 — Doug Wessel, Vanderbilt vs. UTC (16-0/9 innings) 1970
22 — Doug Wessel, Vanderbilt vs. Kentucky (3-4/11 innings) 1971

Season

202 — Ben McDonald, LSU (152.1 innings) 1989
194 — David Price, Vanderbilt (133.1 innings) 2007
191 — John Powell, Auburn (141.0 innings) 1993
190 — Derek Lilliquist, Georgia (136.2 innings) 1987
176 — Ethan Small, Miss. State (107.0 innings) 2019
174 — Eric DuBose, Miss. State (133.1 innings) 1996
167 — Carson Fulmer, Vanderbilt (127.2 innings) 2015
165 — Tim Hudson, Auburn (118.1 innings) 1997
163 — Dave Fleming, Georgia (160.1 innings) 1990
159 — Anthony Ranaudo, LSU (124.1 innings) 2009
158 — Doug Thompson, LSU (124.1 innings) 1997
157 — Alex Faedo, Florida (123.2 innings) 2017
157 — Kurt Ainsworth, LSU (130.1 innings) 1999
156 — Casey Mize, Auburn (114.2 innings) 2018
156 — Eddie Yarnall, LSU (124.2 innings) 1996
156 — Russell Springer, LSU (119.0 innings) 1988
155 — David Price, Vanderbilt (110.1 innings) 2006
155 — David Walling, Arkansas (121.1 innings) 1999
154 — Luke Hochevar, Tennessee (139.2) 2005
150 — Alex Lange, LSU (124.1 innings) 2017
150 — Scott Schultz, LSU (117.0 innings) 1995
148 — Ryan Halla, Auburn (146.2 innings) 1995
148 — Rob Bonanno, Florida (135.1 innings) 1994
146 — Lance Lynn, Ole Miss (123.1 innings) 2007
145 — Nick Schmidt, Arkansas (166.2 innings) 2006
145 — Matt Campbell, South Carolina (124.0 innings) 2004
145 — Eric DuBose, Miss. State (118.2 innings) 1997
145 — B.J. Wallace, Miss. State (127.1 innings) 1992
145 — Willard Nixon, Auburn (IP n/a) 1948

Career

602 — John Powell, Auburn (477.0 innings) 1990-94
457 — Kip Bouknight, South Carolina (482 innings) 1998-01
441 — David Price, Vanderbilt (313 innings) 2005-07
428 — Eric DuBose, Miss. State (364.2 innings) 1995-97
409 — Scott Schultz, LSU (398.0 innings) 1992-95
392 — Ryan Halla, Auburn (400.0 innings) 1993-96
392 — Rob Bonanno, Florida (365.2 innings) 1991-94
387 — Derek Lilliquist, Georgia (316.0 innings) 1985-87
380 — James Adkins, Tennessee (355.1 innings) 2005-07
373 — Ben McDonald, LSU (308.2 innings) 1987-89
364 — Jeff Brantley, Miss. State (427.0 innings) 1982-85
352 — Brian Powell, Georgia (357.2 innings) 1993-95
351 — Marc Valdes, Florida (394.2 innings) 1991-93
350 — Mike Willis, Vanderbilt (308.0 innings) 1969-72
349 — Alex Faedo, Florida (289.2 innings) 2015-17

Saves

Season

21 — Jonathan Holder, Miss. State 2013
21 — Blake Taylor, South Carolina 2002
20 — Matt Price, South Carolina 2011
20 — Chad Blackwell, South Carolina 2004
19 — Lee Gronkiewicz, South Carolina 2001
19 — Finley Woodward, Auburn 1995
19 — Michael Byrne, Florida 2017
18 — Tyler Maloof, Georgia 2011
18 — Joshua Fields, Georgia 2008
17 — Tyler Brown, Vanderbilt 2019
17 — Tyler Webb, South Carolina 2013
16 — Michael Byrne, Florida 2018
16 — Chris Cotton, LSU 2013
16 — Matty Ott, LSU 2009
16 — Steven Register, Auburn 2003
15 — Joshua Fields, Georgia 2006
15 — Scott Barber, South Carolina 2000
15 — Alex Barylak, Georgia 1993
14 — Nolan Hoffman, Texas A&M 2018
14 — Matt Cronin, Arkansas 2018
14 — Joel Seddon, South Carolina 2014
14 — Jason Jester, Texas A&M 2013
14 — Ben Short, Alabama 1991
14 — Rick Greene, LSU 1991
14 — Cris Carpenter, Georgia 1986
13 — Breckin WIlliams, Missouri 2015
13 — Matt Price, South Carolina 2012
13 — Michael Nix, Auburn 2005
13 — Stephen Head, Ole Miss 2003
13 — Van Johnson, Miss. State 1997
13 — Scott Tanksley, Miss. State 1994
13 — Danny Wheeler, Florida 1994
13 — Josh Fogg, Florida 1998
13 — Jarrod Kingrey, Alabama 1998
13 — Shaun Anderson, Florida 2016

Career

43 — Matt Price, South Carolina 2009-12
41 — Joshua Fields, Georgia 2005-08
38 — Brett Huber, Ole Miss 2010-13
37 — Jonathan Holder, Mississippi State 2012-14
35 — Michael Byrne, Florida 2016-18
33 — Matty Ott, LSU 2009-11
33 — Cris Carpenter, Georgia 1985-87
30 — Alex Barylak, Georgia 1991-94
29 — Rick Greene, LSU 1990-92
29 — Van Johnson, Miss. State 1995-98
29 — Finley Woodward, Auburn 1995-97
25 — Steven Register, Auburn 2002-04
25 — John Pricher, Florida 1989-92
24 — Justin Huisman, Ole Miss 1998-00
23 — Todd Helton, Tennessee 1993-95
22 — Austin Hubbard, Auburn 2007-10
22 — Blake Taylor, South Carolina 2001-02
22 — Lee Gronkiewicz, South Carolina 1999-01
22 — Rob Mosser, South Carolina 1992-93
22 — Danny Wheeler, Florida 1994-96
22 — Josh Fogg, Florida 1996-98
21— Parker Caracci, Ole Miss 2017-19
21 — Caleb Reed, Miss. State 2009-12
21 — Brian Reed, Alabama 2002-03
20 — Tyler Webb, South Carolina 2010-13
20 — Darren O'Day, Florida 2003-06
20 — Chad Blackwell, South Carolina 2004-07
20 — Colter Bean, Auburn 1997-00

20 — Gregg Olson, Auburn 1986-88

Team Records

NCAA District or Regional Titles

24 — LSU 1986-87-89-90-91-93-94-96-97-98-99-00-01-02-03-04-08-09-11-12-13-15-16-17-19
16 — Mississippi State 1971-79-81-85-90-97-98-00-01-07-11-13-16-18-19
14 — South Carolina 2000-01-02-03-04-06-07-09-10-11-12-13-16-18
14 — Florida 1988-91-96-98-04-05-09-10-11-12-15-16-17-18
10 — Ole Miss 1956-64-69-72-05-06-07-09-14-19
8 — Arkansas 2002-04-09-10-12-15-18-19
8 — Vanderbilt 2004-10-11-13-14-15-18-19
7 — Alabama 1950-83-96-97-99-06-10
7 — Auburn 1967-76-94-97-99-18-19
6 — Georgia 1987-90-01-04-06-08
4 — Tennessee 1951-95-01-05
3 — Texas A&M 2015-16-17

Victories

SEC Games Only

26 — Vanderbilt (26-3, 897) 2013
25 — South Carolina (25-5, .833) 2000
24 — Tennessee (24-5, .828) 1994
23 — Vanderbilt (23-7, .767) 2019
23 — LSU (23-7, .767) 2013
22 — South Carolina (22-8, .733) 2011
22 — Florida (22-8, .733) 2011
22 — Vanderbilt (22-8, .733) 2011
22 — Florida (22-8, .733) 2010
22 — Vanderbilt (22-8, .733) 2007
22 — Arkansas (22-8, .733) 1999
22 — LSU (22-7, .759) 1997
22 — LSU (22-5, .815) 1986
22 — Tennessee (22-8, .733) 1995

Overall

59 — Vanderbilt (59-12, .831) 2019
57 — LSU (57-11, .838) 2013
57 — South Carolina (57-18, .760) 2002
57 — LSU (57-13, .814) 1997
56 — South Carolina (56-10, .848) 2000
56 — Alabama (56-14, .800) 1997
56 — LSU (56-17, .767) 2009
55 — South Carolina (55-14, .797) 2011
55 — LSU (55-18, .753) 1991
55 — LSU (55-17, .764) 1989
55 — LSU (55-14, .797) 1986
54 — LSU (54-12, .818) 2015
54 — Vanderbilt (54-12, .818) 2013
54 — Vanderbilt (54-12, .818) 2011
54 — South Carolina (54-16, 771) 2010
54 — Vanderbilt (54-13, .806) 2007
54 — LSU (54-19, .740) 1990
54 — Miss. State (54-14, .794) 1989
54 — Tennessee (54-16, .771) 1995
53 — Florida (53-19, .736) 2011
53 — South Carolina (53-17, .757) 2004
53 — Alabama (53-16, .768) 1999
53 — LSU (53-17-1, .754) 1993
52 — Florida (52-18, .743) 2015
52 — LSU (52-17, .754) 2000
52 — LSU (52-15, .776) 1996
52 — Tennessee (52-14, .788) 1994
52 — Georgia (52-19, .732) 1990
52 — Florida (52-19, .732) 2017
52 — LSU (52-20, .722) 2017
51 — Vanderbilt (51-21, .708) 2015
51 — Vanderbilt (51-21, .708) 2014
51 — Mississippi State (51-20, .718) 2013
51 — Alabama (51-15, .773) 2002
51 — Florida (51-21, .708) 1991

Winning Percentage (SEC Games Only)

.941 — Tennessee (16-1) 1951
.933 — Miss. State (14-1) 1962
.923 — Alabama (12-1) 1940

Games Played

75 — South Carolina (57-18, .760) 2002
73 — LSU (56-17, .767) 2009
73 — LSU (55-18, .753) 1991
73 — LSU (54-19, .740) 1990
72 — (Vanderbilt (51-21, .708) 2015
72 — Vanderbilt (51-21, .708) 2014
72 — Florida (53-19, .736) 2011
72 — Florida (51-21, .708) 1991
72 — LSU (55-17, .764) 1989
72 — LSU (52-20, .722) 2017
71 — Vanderbilt (59-12, .831) 2019
71 — Miss. State (51-20, .718) 2013
71 — Georgia (45-25-1, .641) 2008
71 — Florida (48-23, .676), ... 2005
71 — LSU (53-17-1, .754) 1993
71 — Georgia (52-19, .732) 1990
71 — Miss. State (50-21, .704) 1990
71 — Florida (52-19, .732) 2017
70 — Florida (49-21, .700) 2018
70 — Florida (52-18, .743) 2015
70 — South Carolina (54-16, .771) 2010
70 — Georgia (47-23, .671) 2006
70 — South Carolina (53-17, .757) 2004
70 — LSU (57-13, .814) 1997
70 — Alabama (56-14, .800) 1997
70 — Tennessee (54-16, .771) 1995

Longest Game

21 innings — Kentucky vs. Kent State (6-7; NCAA Regional) 2012
20 innings —Georgia vs. Clemson (3-2) 2019
20 innings —Auburn vs. Florida (7-6) 1972

Batting Average

Season

.360 — Georgia (512 for 1,422) 1980
.348 — Auburn (816 for 2344) 2010
.346 — Florida (825 for 2,384) 2002
.341 — South Carolina (725 for 2,124) 1997
.341 — Auburn (828 for 2,428) 1997
.341 — Arkansas (723 for 2,118) 1997
.340 — LSU (864 for 2,542) 2000
.340 — Alabama (860 for 2,527) 1997
.340 — Tennessee (703 for 2,065) 199
.340 — Auburn (789 for 2,324) 1998
.338 — Alabama (227 for 818) 1955

Runs Scored

Season

679 — Alabama (70 games) 1997
673 — LSU (70 games) 1997
652 — LSU(69 games) 2000
648 — LSU (67 games) 1996
633 — Florida (65 games) 2002
633 — Miss. State (68 games) 1997
618 — Miss. State (68 games) 1989
618 — Florida (64 games) 1998
617 — Alabama (69 games) 1999
613 — Auburn (67 games) 1997
605 — South Carolina (57 games) 1997
603 — LSU (71 games) 1993
596 — Miss. State (63 games) 1999
595 — Auburn (64 games) 1998
589 — Arkansas (56 games) 1997
587 — LSU (73 games) 1990
584 — Auburn (64 games) 2010
584 — South Carolina (75 games) 2002
583 — LSU (67 games) 1998
578 — Vanderbilt (71 games) 2019
575 — LSU (73 games) 2009
574 — LSU (67 games) 2001
567 — Florida (68 games) 2000
566 — Tennessee (56 games) 1998
566 — LSU (72 games) 1989
560 — Miss. State (71 games) 1990

Hits

Season

868 — South Carolina (75 games) . . . 2002
864 — LSU(69 games) . . . 2000
860 — Alabama (70 games) . . . 1997
828 — Auburn (67 games) . . . 1997
827 — Alabama (69 games) . . . 1999
825 — Florida (65 games) . . . 2002
816 — Auburn (64 games) . . . 2010
823 — Miss. State (68 games) . . . 1997
807 — LSU (73 games) . . . 1990
791 — LSU (65 games) . . . 2004
791 — LSU (70 games) . . . 1997
789 — Auburn (64 games) . . . 1998
788 — Tennessee (67 games) . . . 2005
787 — Georgia (71 games) . . . 2008
787 — Miss. State (63 games) . . . 1999
786 — Georgia (70 games) . . . 2006
784 — Miss. State (71 games) . . . 1990
783 — LSU (73 games) . . . 2009
783 — Florida (68 games) . . . 2000
782 — Vanderbilt (67 games) . . . 2007
778 — Miss. State (68 games) . . . 1989
777 — LSU (68 games) . . . 2003

Runs Batted In

Season

632 — LSU (70 games) . . . 1997
625 — Alabama (70 games) . . . 1997
598 — LSU (69 games) . . . 2000
585 — LSU (67 games) . . . 1996
576 — Auburn (67 games) . . . 1997
575 — Miss. State (68 games) . . . 1997
567 — Florida (65 games) . . . 2002
555 — Alabama (69 games) . . . 1999
549 — Auburn (64 games) . . . 2010
549 — Miss. State (68 games) . . . 1989
545 — Florida (64 games) . . . 1998
542 — LSU (67 games) . . . 1998
541 — Vanderbilt (71 games) . . . 2019
541 — Miss. State (63 games) . . . 1999
541 — Auburn (64 games) . . . 1998
536 — South Carolina (57 games) . . . 1997
532 — LSU (73 games) . . . 2009
527 — LSU (71 games) . . . 1993
526 — South Carolina (75 games) . . . 2002
525 — Arkansas (56 games) . . . 1997
514 — LSU (67 games) . . . 2001
515 — LSU (73 games) . . . 1990
510 — Tennessee (56 games) . . . 1998
509 — Florida (68 games) . . . 2000
507 — Auburn (61 games) . . . 2000
502 — LSU (66 games) . . . 1999
500 — Alabama (65 games) . . . 2000

Home Runs

Inning

5 — South Carolina vs. Georgia (5 consecutive in NCAA Super Regional) . . . 2006
5 — Kentucky vs. Georgetown (Ky.) . . . 1987
5 — Tennessee vs. Vanderbilt . . . 1973

Game

9 — Alabama vs. Samford . . . 2019
9 — Vanderbilt vs. Clemson (NCAA Regional) . . . 2018
9 — Arkansas vs. Grambling State (NCAA Regional) . . . 2010
9 — Kentucky vs. Murray State . . . 1994
8 — South Carolina vs. Georgia (NCAA Super Regional) . . . 2006
8 — Arkansas vs. Oral Roberts . . . 2005
8 — Alabama vs. Alcorn State . . . 1992
8 — Georgia vs. Georgia College . . . 1986
8 — Ole Miss vs. SE Louisiana . . . 1981
8 — LSU vs. Southern California . . . 1998

Season

188 — LSU (70 games) . . . 1997
160 — Alabama (70 games) . . . 1997
157 — LSU (67 games) . . . 1998
132 — Florida (64 games) . . . 1998
131 — Auburn (64 games) . . . 2010
131 — LSU (67 games) . . . 1996
122 — South Carolina (75 games) . . . 2002
122 — Alabama (64 games) . . . 1998
122 — South Carolina (62 games) . . . 1998
120 — Alabama (63 games) . . . 1999
113 — South Carolina (66 games) . . . 2007
111 — Florida (65 games) . . . 2002
110 — South Carolina (63 games) . . . 2008
110 — South Carolina (69 games) . . . 2001
110 — Kentucky (57 games) . . . 1994
109 — Georgia (62 games) . . . 2009
109 — South Carolina (63 games) . . . 2009
107 — Alabama (58 games) . . . 2009
107 — LSU (73 games) . . . 2009
107 — Tennessee (56 games) . . . 1998
106 — South Carolina (70 games) . . . 2004
105 — South Carolina (66 games) . . . 2000
104 — LSU (66 games) . . . 1999
102 — Georgia (63 games) . . . 1987

Triples

Season

38 — Arkansas (57 games) . . . 1994
37 — LSU (71 games) . . . 1993
34 — Ole Miss (55 games) . . . 1991
34 — Arkansas (59 games) . . . 1993
34 — Arkansas (61 games) . . . 1995
34 — Alabama (70 games) . . . 1997
33 — Miss. State (60 games) . . . 1979
32 — Tennessee (63 games) . . . 2000
32 — Tennessee (66 games) . . . 1994
31 — Alabama (63 games) . . . 1999
31 — Arkansas (59 games) . . . 1996
31 — Florida (60 games) . . . 1979
30 — Arkansas (57 games) . . . 1992
30 — Georgia (23 games) . . . 1952

Doubles

Season

194 — LSU (69 games) . . . 2000
178 — South Carolina (75 games) . . . 2002
168 — Arkansas (56 games) . . . 1997
165 — Auburn (67 games) . . . 1997
166 — Mississippi State (67 games) . . . 2019
165 — Auburn (64 games) . . . 1998
164 — Vanderbilt (71 games) . . . 2019
163 — Alabama (70 games) . . . 1997
161 — Alabama (69 games) . . . 1999
159 — Alabama (69 games) . . . 1996
159 — Florida (64 games) . . . 1998
158 — Vanderbilt (67 games) . . . 2007
157 — Auburn (65 games) . . . 1999
157 — Miss. State (68 games) . . . 1989
156 — Miss. State (63 games) . . . 1999
156 — LSU (73 games) . . . 1990
154 — Alabama (66 games) . . . 2002
153 — Arkansas (65 games) . . . 1999
153 — Georgia (71 games) . . . 1990
152 — Vanderbilt (72 games) . . . 2015
152 — LSU (71 games) . . . 1993
152 — Auburn (63 games) . . . 1995
152 — Tennessee (56 games) . . . 1998
151 — Tennessee (68 games) . . . 2001
149 — Tennessee (61 games) . . . 1997
148 — Auburn (64 games) . . . 2010
148 — LSU (69 games) . . . 2008
148 — South Carolina (64 games) . . . 1992
148 — Kentucky (66 games) . . . 2017
147 — LSU (68 games) . . . 2003
147 — Georgia (69 games) . . . 2001
147 — LSU (70 games) . . . 1997
146 — LSU (66 games) . . . 2015
146 — LSU (65 games) . . . 1995
146 — Miss. State (65 games) . . . 1998
146 — Kentucky (57 games) . . . 1998

RECORDS

Stolen Bases

Season

215 — Tennessee (63 games) . . . 2000
182 — Vanderbilt (54 games) . . . 1989
174 — Tennessee (60 games) . . . 1991
160 — Tennessee (68 games) . . . 2001
159 — Tennessee (59 games) . . . 1990
156 — LSU (68 games) . . . 1987
154 — Vanderbilt (60 games) . . . 1974

Doubleheader No-Hitters

Vanderbilt vs. Louisville (Willis 3-0, Wessel 2-0) . . . 1971

Consecutive Wins

SEC Games Only

17 — South Carolina (single-season) . . . 2000
15 — Tennessee (single-season) . . . 1951
*LSU won 15-straight over two seasons (4 in 1990; 11 in 1991)
*Alabama won 19-straight over two seasons (10 in 1941; 9 in 1942)

Overall

24 — Texas A&M . . . 2015
23 — LSU . . . 2008
22 — Kentucky . . . 2012
22 — South Carolina . . . 2000
20 — Missouri . . . 2017
20 — Vanderbilt . . . 2007
20 — South Carolina . . . 2000
19 — Kentucky . . . 2008
19 — Kentucky . . . 2007
19 — LSU . . . 1997
18 — Florida . . . 2012
18 — South Carolina . . . 2004
18 — Arkansas . . . 1996
18 — LSU . . . 1986
17 — Ole Miss . . . 1960
17 — Auburn . . . 1997
16 — Florida . . . 2020
16 — Ole Miss . . . 2020
16 — South Carolina . . . 2014
16 — Alabama . . . 1999
16 — Auburn . . . 1976
15 — LSU . . . 2013
15 — Kentucky . . . 2000
15 — Tennessee . . . 1997
15 — Miss. State . . . 1987
15 — Alabama . . . 1997
15 — Alabama . . . 1983
15 — LSU . . . 1995
14 — Alabama . . . 2020
14 — LSU . . . 2015
14 — Florida . . . 2004
14 — Florida . . . 2001
14 — Auburn (Twice) . . . 1995

Total Bases

Game

71 — South Carolina vs. Charleston Southern . . . 2004
(NCAA Record)
63 — Alabama vs. Georgia Southern . . . 1984

Season

1,569 — Alabama (70 games) . . . 1997
1,523 — LSU (70 games) . . . 1997
1,448 — South Carolina (75 games) . . . 2002
1,410 — Alabama (69 games) . . . 1999
1,385 — Auburn (64 games) . . . 2010
1,378 — LSU (69 games) . . . 2000
1,353 — Florida (64 games) . . . 1998
1,348 — Florida (65 games) . . . 2002
1,331 — LSU (67 games) . . . 1996
1,319 — LSU (67 games) . . . 1998
1,284 — Auburn (67 games) . . . 1997
1,283 — LSU (73 games) . . . 2009
1,272 — Vanderbilt (71 games) . . . 2019
1,265 — LSU (69 games) . . . 2008
1,253 — Auburn (64 games) . . . 1998
1,249 — Alabama (64 games) . . . 1998
1,245 — Miss. State (68 games) . . . 1989
1,241 — Miss. State (68 games) . . . 1997
1,238 — Miss. State (65 games) . . . 1998
1,225 — Georgia (71 games) . . . 2008
1,220 — Miss. State (71 games) . . . 1990
1,218 — LSU (71 games) . . . 1993
1,217 — LSU (68 games) . . . 2003
1,212 — Florida (68 games) . . . 2000
1,209 — South Carolina (62 games) . . . 1998
1,208 — Georgia (70 games) . . . 2006
1,206 — LSU (73 games) . . . 1990
1,205 — LSU (67 games) . . . 2001
1,204 — South Carolina (70 games) . . . 2004
1,202 — LSU (65 games) . . . 2004
1,200 — Tennessee (56 games) . . . 1998

Saves

Season

32 — Vanderbilt . . . 2019
27 — South Carolina . . . 2012
27 — Florida . . . 2017
26 — Arkansas . . . 2018
26 — Mississippi State . . . 2017
25 — South Carolina . . . 2002
24 — Miss. State . . . 2013
24 — South Carolina . . . 2004
23 — South Carolina . . . 2011
23 — Auburn . . . 1995
22 — Texas A&M . . . 2015
22 — South Carolina . . . 2013
22 — LSU . . . 2009
22 — Alabama . . . 2002
22 — South Carolina . . . 2001
22 — South Carolina . . . 2016
21 — Ole Miss . . . 2018
21 — Vanderbilt . . . 2014
21 — Miss. State . . . 2012
21 — Georgia . . . 2011
21 — Auburn . . . 2005
21 — South Carolina . . . 2000
21 — Ole Miss . . . 1993
21 — Miss. State . . . 1998
20 — Florida . . . 2014
20 — Arkansas . . . 2011
20 — LSU . . . 1989
20 — Ole Miss . . . 2016

First Team Only

1949	Dominic Fucci, Kentucky	C	Coaches
1950	Ed White, Alabama	OF	Coaches
1953	B.B. Hopkins, Tennessee	3B	Coaches
1957	Fred Frickie, Alabama	1B	Coaches
1958	Bernie Parrish, Florida	2B	Coaches
1959	Perry McGriff, Florida	1B	Coaches
1960	Jake Gibbs, Ole Miss	3B	Coaches
1962	Tom Moore, Florida	3B	Coaches
	Larry Nichols, Auburn	CF	Coaches
1963	Tom Moore, Florida	3B	Coaches
1964	Donnie Kessinger, Ole Miss	SS	Coaches, Sporting News
1966	Del Unser, Miss. State	OF	Sporting News
1967	Q.V. Lowe, Auburn	P	Coaches
1970	Sam Ewing, Tennessee	CF	Coaches, Sporting News
	Dan Adams, Ole Miss	3B	Sporting News
1971	Philip Still, Miss. State	3B	Coaches, Sporting News
1972	Paul Husband, Ole Miss	OF	Coaches, Worth
1973	Paul Husband, Ole Miss	RF	Coaches, Sporting News
	Bobby Tucker, Tennessee	RF	Coaches
1974	Mike Miley, LSU	2B	Sporting News
1975	Condredge Holloway, Tenn.	SS	Sporting News
1976	Rick Honeycutt, Tennessee	1B	Coaches
1977	Nat Showalter, Miss. State	OF	Coaches
1979	Mike Kelly, Miss. State	CF	Coaches
	Marc Sullivan, Florida	C	Sporting News
1980	Scotti Madison, Vanderbilt	C	Coaches, Sporting News
1981	Mark Gillaspie, Miss. State	RF	Coaches
1983	David Magadan, Alabama	1B	Consensus
	Rafael Palmeiro, Miss. State	1B	Baseball America
1984	Rafael Palmeiro, Miss. State	1B	Coaches, Baseball America
	Will Clark, Miss. State	1B	Sporting News
	Alan Cockrell, Tennessee	OF	Sporting News
1985	Rafael Palmeiro, Miss. State	LF	Sporting News
	Will Clark, Miss. State	1B	Consensus
	Jeff Brantley, Miss. State	P	Consensus
1986	Doug Duke, Alabama	C	Coaches, Baseball America
1987	Derek Lilliquist, Georgia	P	Consensus
	Gregg Olson, Auburn	P	Baseball America
	Rodney Brewer, Florida	1B	Sporting News
1988	Gregg Olson, Auburn	P	Coaches, Baseball America
	Ben McDonald, LSU	P	Baseball America
1989	Ben McDonald, LSU	P	Consensus
	Frank Thomas, Auburn	1B	Consensus
	Pete Young, Miss. State	U	Baseball America
1990	Wes Grisham, LSU	OF	Baseball America
1991	Joe Vitiello, Alabama	OF	Baseball America
	John Burke, Florida	P	Baseball America
1992	Lloyd Peever, LSU	P	Consensus
	Doug Hecker, Tennessee	1B	Baseball America
1993	Todd Walker, LSU	2B	Consensus
	John Powell, Auburn	P	Baseball America
	Vee Hightower, Vanderbilt	OF	Mizuno
	Joe Biernat, South Carolina	INF	NCBWA
1994	Todd Walker, LSU	2B	Mizuno, Baseball America, ABCA, NCBWA
	R. A. Dickey, Tennessee	P	Mizuno, Baseball America
	Gary Rath, Miss. State	P	Baseball America, ABCA
	Jeff Abbott, Kentucky	OF	Mizuno, NCBWA
	Todd Helton, Tennessee	P	NCBWA
	Jay Waggoner, Auburn	1B	NCBWA
	Russ Johnson, LSU	SS	NCBWA
1995	Jamey Price, Ole Miss	P	Mizuno, NCBWA
	Todd Helton, Tennessee	UT	Mizuno, Baseball America, ABCA, NCBWA
	Mark Bellhorn, Auburn	SS	Baseball America
	Ryan Halla, Auburn	P	ABCA, NCBWA
	R.A. Dickey, Tennessee	P	NCBWA
	Scott Schultz, LSU	P	NCBWA
	David Dellucci, Ole Miss	OF	NCBWA
1996	R.A. Dickey, Tennessee	P	NCBWA, Collegiate Baseball
	Dax Norris, Alabama	C	NCBWA
	Eddy Furniss, LSU	1B	Consensus
	David Eckstein, Florida	2B	NCBWA
	Chad Green, Kentucky	OF	NCBWA, ABCA, Baseball America
	Brad Wilkerson, Florida	UT/ATH	NCBWA
	Eddie Yarnall, LSU	P	Baseball America, ABCA
1997	Tim Hudson, Auburn	UT/P	Consensus
	Patrick Coogan, LSU	P	NCBWA
	Brandon Larson, LSU	SS/DH	NCBWA, Sporting News, Baseball America, ABCA
	Roberto Vaz, Alabama	OF	NCBWA, Sporting News, ABCA
	Brad Wilkerson, Florida	UT	NCBWA, Baseball America
	Ryan Bordenick, So. Carolina	DH	ABCA
1998	Josh Fogg,Florida	P	NCBWA, Louisville Slugger, Baseball America
	Eddy Furniss, LSU	1B	Consensus
	Jeff Pickler, Tennessee	2B	Consensus
	Brad Wilkerson, Florida	UT/DH	Consensus
	Brian Wiese, Miss. State	UT	NCBWA
	Adam Everett, South Carolina	SS	Baseball America
	Mike Curry, South Carolina	OF	Baseball America
	Brad Cresse, LSU	C	Sporting News
1999	Kurt Ainsworth, LSU	P	Baseball America
	Hunter Bledsoe, Vanderbilt	3B	Louisville Slugger
2000	Kip Bouknight, South Carolina	P	Consensus
	Brad Cresse, LSU	C	Consensus
	Todd Faulkner, Auburn	1B	Consensus
	Gabe Gross, Auburn	OF	ABCA, Louisville Slugger, Baseball America, NCBWA
	Chris Burke, Tennessee	2B	Baseball Weekly
2001	Chris Burke, Tennessee	SS	Baseball Weekly, Collegiate Baseball, ABCA, NCBWA
	Lee Gronkiewicz, S. Carolina	P	Baseball Weekly, Collegiate Baseball, ABCA, NCBWA
2002	Yaron Peters, S. Carolina,	1B	Baseball America, ABCA
	Blake Taylor, S. Carolina	P	NCBWA, ABCA
2003	David Marchbanks, S. Carolina	P	Collegiate Baseball, Baseball America, NCBWA, CollegeBaseballInsider.com
	Aaron Hill, LSU	SS	Baseball America
	Beau Hearod, Alabama	UT/ATH	NCBWA
	Steven Register, Auburn	RP	NCBWA
2004	Landon Powell, S. Carolina	C	Baseball Weekly, NCBWA
	John Zeringue, LSU	OF	Baseball Weekly, ABCA, NCBWA
	Stephen Head, Ole Miss	DH/UTY	Baseball Weekly,Baseball America, College Baseball Insider
	Justin Hoyman, Florida	P	Collegiate Baseball, ABCA, College Baseball Insider
	Brad Corley, Miss. State	OF	Baseball America
	Warner Jones, Vanderbilt	DH	Baseball America, ABCA
	Chad Blackwell, S. Carolina	RP	College Baseball Insider

ALL-AMERICANS

2005	Matt LaPorta, Florida	1B	Baseball America, NCBWA, Collegiate Baseball, Baseball Weekly, ABCA
	Luke Hochevar, Tennessee	P	Baseball America, NCBWA, Collegiate Baseball, Baseball Weekly, ABCA
	Ryan Patterson, LSU	OF	NCBWA, Baseball Weekly
	Brian Pettway, Ole Miss	OF	NCBWA, Collegiate Baseball
	Stephen Head, Ole Miss	UT/DH	Sports Weekly, ABCA
2006	Pedro Alvarez, Vanderbilt	3B	Baseball America
	Ryan Strieby, Kentucky	1B	Baseball America, Collegiate Baseball, ABCA, College Baseball Foundation
	Emeel Salem, Alabama	OF	College Baseball Foundation
	Wade LeBlanc, Alabama	P	Collegiate Baseball
	Nick Schmidt, Arkansas	P	Collegiate Baseball, CBF
	J.P. Arencibia, Tennessee	C	College Baseball Foundation
	Josh Morris, Georgia	1B	College Baseball Foundation
2007	Pedro Alvarez, Vanderbilt	3B	Baseball America, NCBWA
	Matt LaPorta, Florida	1b	Baseball America, ABCA
	David Price, Vanderbilt	P	Baseball America, NCBWA, Collegiate Baseball, ABCA
	Casey Weathers, Vanderbilt	RP	Baseball America, Collegiate Baseball, ABCA
	Sean Coughlin, Kentucky	C	NCBWA
	Dominic de la Osa, Vanderbilt	OF	Collegiate Baseball, ABCA
	Edward Easley, Miss. State	C	ABCA
2008	Justin Smoak, South Carolina	1B	Baseball America, NCBWA, Collegiate Baseball, ABCA, Rivals
	Gordon Beckham, Georgia	SS	Baseball America, NCBWA, Collegiate Baseball, ABCA, Rivals
	Sawyer Carroll, Kentucky	OF	Baseball America, NCBWA, Collegiate Baseball, ABCA, Rivals
	Blake Dean, LSU	OF	Baseball America
	Scott Bittle, Ole Miss	RP	Baseball America, NCBWA, Rivals
	Collin Cowgill, Kentucky	OF	NCBWA
	Joshua Fields, Georgia	RP	NCBWA, Collegiate Baseball, Rivals
2009	Kent Matthes, Alabama	OF	Baseball America, NCBWA, Collegiate Baseball, ABCA, CB Insider, Rivals
	Rich Poythress, Georgia	DH	Baseball America, CB Insider, Rivals
	Louis Coleman, LSU	SP	Baseball America, Collegiate Baseball, ABCA, CB Insider, Rivals
2010	Hunter Morris, Auburn	1B	Baseball America, NCBWA, ABCA, Rivals
	Taylor Dugas, Alabama	OF	Baseball America
	Drew Pomeranz, Ole Miss	SP	Baseball America, NCBWA, Collegiate Baseball, ABCA, Rivals
	Zack Cox, Arkansas	DH	Rivals
2011	Mike Zunino, Florida	C	Baseball America, ABCA, Perfect Game
	Mikie Mahtook, LSU	OF	Baseball America, ABCA, Perfect Game
	Michael Roth, South Carolina	SP	Baseball America, Perfect Game
	Jason Espisito, Vanderbilt	3B	ABCA
	Sonny Gray, Vanderbilt	SP	Perfect Game
	Matt Price, South Carolina	RP	Perfect Game
2012	Mike Zunino, Florida	C	Baseball America, NCBWA, Collegiate Baseball, ABCA, Perfect Game
	Alex Yarbrough, Ole Miss	2B	Baseball America, NCBWA, Collegiate Baseball, ABCA, Perfect Game
	Chris Stratton, Mississippi State	SP	Baseball America, NCBWA, Collegiate Baseball, ABCA, Perfect Game
	Raph Rhymes, LSU	OF	NCBWA, Collegiate Baseball, ABCA, Perfect Game
	Brian Johnson, Florida	UTY	NCBWA, Perfect Game
	Kevin Gausman, LSU	SP	Collegiate Baseball, ABCA, Perfect Game
2013	Stuart Turner, Ole Miss	C	Baseball America, ABCA, Collegiate Baseball, CBI
	Tony Kemp, Vanderbilt	2B	Baseball America, NCBWA, Collegiate Baseball, ABCA, Perfect Game, CBI
	Alex Bregman, LSU	SS	Baseball America, ABCA, Perfect Game
	Hunter Renfroe, Miss. State	OF	Baseball America, NCBWA, Collegiate Baseball, ABCA, Perfect Game, CBI
	Aaron Nola, LSU	SP	Baseball America, NCBWA, Collegiate Baseball, ABCA, Perfect Game, CBI
	Mason Katz, LSU	1B	NCBWA
	Tyler Beede, Vanderbilt	SP	NCBWA, CBI
	Jonathan Holder, Miss. State	RP	NCBWA, Collegiate Baseball
	Ross Mitchell, Miss. State	RP	CBI
2014	Auston Bousfield, Ole Miss	OF	ABCA
	AJ Reed, Kentucky	UT/DH	Consensus
	Aaron Nola, LSU	SP	Consensus
	Jacob Lindgren, Mississippi State	RP	Baseball America, Perfect Game
2015	Andrew Benintendi, Arkansas	OF	Consensus
	Alex Bregman, LSU	DH	Baseball America
	Carson Fulmer, Vanderbilt	P	Consensus
	Alex Lange, LSU	P	Baseball America, NCBWA, Perfect Game
	Kyle Martin, South Carolina	1B	Baseball America
	Dansby Swanson, Vanderbilt	SS	Baseball America, NCBWA, ABCA, Perfect Game
2016	Ryne Birk, Texas A&M		Baseball America
	Boomer White, Texas A&M		Baseball America
	Logan Shore, Florida		Baseball America, Collegiate Baseball, NCBWA, Perfect Game, ABCA
	Anfernee Grier, Auburn		Baseball America
	Peter Alonso, Florida		NCBWA, Perfect Game
	Shaun Anderson, Florida		NCBWA
	Nick Senzel, Florida		Perfect Game
2017	Brent Rooker, Mississippi State		Consensus
	Greg Deichmann, LSU		Consensus
	Braden Shewmake, Texas A&M		Collegiate Baseball, NCBWA
	Michael Byrne, Florida		NCBWA, Perfect Game
	Riley Mahan, Kentucky		Perfect Game
2018	Brady Singer, Florida		Consensus
	Michael Byrne, Florida		Baseball America, D1Baseball, NCBWA, Perfect Game
	Nolan Hoffman, Texas A&M		NCBWA
	Jonathan India, Florida		Baseball America, D1Baseball, NCBWA, Perfect Game
	Blaine Knight, Arkansas		D1Baseball, NCBWA
	Casey Mize, Auburn		Baseball America, NCBWA, Perfect Game
2019	JJ Bleday, Vanderbilt		Consensus
	Ethan Small, Mississippi State		Consensus
	Jake Mangum, Mississippi State		NCBWA
	Ethan Paul, Vanderbilt		Perfect Game
	Tyler Brown, Vanderbilt		Perfect Game
	Austin Martin, Vanderbilt		Baseball America
	Aaron Schunk, Georgia		Baseball America
2020	Asa Lacy, Texas A&M		Collegiate Baseball
	Connor Prielipp, Alabama		Collegiate Baseball
	A.J. Lewis, Eastern Kentucky		Collegiate Baseball
	Tyler Keenan, Ole Miss		Collegiate Baseball
	Heston Kjerstad, Arkansas		Collegiate Baseball
	Austin Martin, Vanderbilt		Collegiate Baseball
	Zach DeLoach, Texas A&M		Collegiate Baseball

NATIONAL PLAYERS OF THE YEAR

Dave Magadan - 1983, Alabama
Alabama's David Magadan was named the sixth recipient of the Golden Spikes Award for his banner season in 1983, one in which he led the Crimson Tide to a second place finish nationally. Magadan, who hit .439 for his Alabama career, hit an amazing .525 his last year, which included a phenomenal 10 for 11 series in the SEC Tournament. For the season, Magadan was 114 for 217, including 31 doubles, just one of many SEC records then owned by the Tampa, Fla., native. Magadan was also voted "Player of the Year" by Baseball America making him the first SEC player ever to be named the nation's best.

Will Clark - 1985, Mississippi State
Mississippi State's Will Clark was the eighth winner of the Golden Spikes Award after a stellar career under Coach Ron Polk and a banner 1985 collegiate season. Clark batted .420 while slugging SEC-leading totals of 25 homers, 77 RBI and 158 total bases in leading the Bulldogs to a tie for third place with Arkansas in the '85 NCAA College World Series. Mississippi State finished the season with a 50-15 mark, then the most overall wins ever by an SEC team. Clark then signed as the second player chosen in the '85 Major League Baseball Draft by the San Francisco Giants.

Derek Lilliquist - 1987, Georgia
Georgia's Derek Lilliquist, pitcher for the SEC regular season champion and College World Series participant Bulldogs, was named the national Pitcher of the Year by Baseball America in 1987. He was also chosen an All-America by the American Baseball Coaches Association, The Sporting News and Baseball America. In 1987, Lilliquist posted a 14-3 record with an earned run average of 2.24. The Winter Park, Fla. native, also belted 19 home runs and 63 runs batted as a designated hitter during his junior season in 1987.

Ben McDonald - 1989, LSU
LSU pitcher Ben McDonald was the 12th winner of the prestigious Golden Spikes Award in 1989 after leading his team to its second College World Series appearance in his three-year career. In 1989, McDonald notched a 14-4 record and a 3.49 ERA while setting the SEC mark for strikeouts with 202. He also recorded four saves in leading LSU to an 18-9 second place SEC showing and a 55-17 overall mark. The squad earned a fourth place finish in the CWS. McDonald was tabbed a consensus All-America and the recipient of the Collegiate Baseball/ESPN Pitcher of the Year Award.

Lloyd Peever - 1992, LSU
LSU's Lloyd Peever, pitcher for the SEC Champion Tigers, was the winner of the Collegiate Baseball Player of the Year Award in 1992. Peever was also a first-team All-America selection by the American Baseball Coaches Association and Baseball America. Peever recorded a perfect 14-0 record in 1992 with an earned run average of 1.978. He led the SEC in wins and was second in ERA. In 104.2 innings, he allowed just 67 hits and 20 walks. Peever , a junior from Stonewall, Okla., turned pro following the 1992 season and was a fourth-round draft selection of the Rockies.

Todd Helton - 1995, Tennessee
Tennessee's Todd Helton, standout first baseman and pitcher for the SEC Champion Volunteers, was the winner of the Mizuno/Collegiate Baseball, Baseball America and the Baseball Weekly/USA Today Player of the Year awards. He was also the recipient of the Dick Howser Player of the Year Award. Helton batted .407 with a league-high 105 hits, 20 home runs, 92 runs batted in, 86 runs scored, 27 doubles and a .775 slugging percentage. On the mound, he was equally as impressive. The Knoxville, Tenn. native, had a SEC-best 1.66 earned run average while achieving an 8-2 record. His hits per 9 innings ratio of 5.68 was the best in the league and he recorded 12 saves, second best in the league.

Tim Hudson - 1997, Auburn
Auburn's Tim Hudson, standout outfielder and pitcher for the Tigers, was the winner of the Smith Award, given annually to the top collegiate baseball player in the country. Hudson batted .396 with 18 home runs and 95 RBI, which was second in the SEC. On the mound, Hudson recorded a 15-2 mark with a 2.97 ERA. His win total was tops among all NCAA Division I pitchers. He led the SEC in wins, strikeouts (165), hits allowed per 9 innings (6.62) and his opponents batting average was a league-low .199. Hudson ended his collegiate career in the College World Series and was a 6th round pick by the Oakland A's.

Brad Wilkerson - 1998, Florida
Florida's Brad Wilkerson, an outstanding pitcher, first baseman, outfielder and designated hitter, was named the National Player of the Year by the National Collegiate Baseball Writers Association. Wilkerson batted .347 and led the SEC Champion Gators with 23 home runs and 70 runs batted in. He also led Florida in pitching with a 10-5 record, a 4.98 earned run average while striking out 136 batters, an SEC-best. Wilkerson was a two-time All-SEC first-team selection and consensus All-America pick in1998. Wilkerson was the 33rd selection in the 1998 Major League Baseball Amateur Draft, taken by the Montreal Expos.

Eddy Furniss - 1998, LSU
LSU's Eddy Furniss, the Tigers' standout first baseman, was named the recipient of the Dick Howser Award, given annually to the nation's outstanding collegiate player. Furniss led the SEC in slugging percentage (.898) and on-base percentage (.545). A four-year star for the College World Series-bound Tigers, Furniss hit a team-high .403 with 28 home runs and 76 RBI. Furniss was a two-time All-SEC first-team selection and a unanimous choice among the league's coaches in 1998. A consensus All-America in 1998, Furniss was a fourth round selection in the 1998 Major League Baseball Amateur Draft by the Pittsburgh Pirates.

Kip Bouknight - 2000, South Carolina
South Carolina's Kip Bouknight, pitcher for the SEC Champion Gamecock's, was named the recipient of the Rotary Smith Award, as well as National Player of the Year by Collegiate Baseball and the American Basebcall Coaches Association. Bouknight led the nation in wins with 17, while only having one loss on the year. His 2.81 ERA was second in theleague while he led all SEC pitchers in strikeouts with 143. A consensus All-America in 2000, Bouknight was also named SEC Player of the year. Recepient of SEC Pitcher of the Week honors for the week of April 10. Bouknight was also recognized for his roll in the classroom by being named to the 2000 SEC Baseball Academic Honor Roll.

David Price - 2007, Vanderbilt
David Price of Vanderbilt won the fourth annual Brooks Wallace Award for national collegiate player of the year. Price was consensus All-America and 2006-07 Southeastern Conference Male Athlete of the Year. He also recently captured the Dick Howser Trophy and Golden Spikes Award as well as being named American Baseball Coaches Association Player of the Year. He led the SEC in five different pitching categories and helped Vandy to a school-record-season victories' total at 54-13 overall and is the Commodores' first men's athletics national player of the year in any sport.

Mike Zunino - 2012, Florida
Mike Zunino capped off one of the greatest individual seasons by a University of Florida student-athlete when USA Baseball announced him as the recipient of the 2012 USA Baseball Golden Spikes Award (GSA). The Cape Coral, Fla., native was a consensus first-team All-American, the first Dick Howser Trophy recipient from Florida, Baseball America's 2012 College Player of the Year, the initial Johnny Bench Award winner from UF and the 2012 National Player of the Year by CollegeBaseballInsider.com. He led the Gators in batting average (.322), RBI (67) and homers (19), and paced the Orange and Blue in total bases (164), doubles (28), sacrifice flies (11) and slugging percentage (.669).

AJ Reed - 2014, Kentucky
AJ Reed earned unanimous national player of the year honors as Kentucky's Friday-night ace, league leader in wins, and the NCAA leader in home runs. Reed was named the winner of the 2014 USA Baseball Golden Spikes Award, Baseball America's College Player of the Year, the National Collegiate Baseball Writers Association's Dick Howser Trophy, Perfect Game National Player of the Year, John Olerud Two-Way Player of the Year and the Louisville Slugger National Player of the Year awards. Reed became the first SEC player to lead the conference in pitching wins (12), homers (23) and RBI (73). He led the NCAA in homers, slugging (.735) and OPS (1.211), sporting a 12-2 record and a 2.09 ERA on the mound.

Andrew Benintendi - 2015, Arkansas
Andrew Benintendi won both the prestigious Dick Howser Trophy as the top Division I baseball player in the country and the Golden Spikes Award as the nation's top amateur baseball player. He was also named national player of the year by Collegiate Baseball and Baseball America as he led the country with 20 home runs. He led the SEC in batting average (.376), home runs (20), slugging percentage (.717), on-base percentage (.488) and walks (50) and became the third highest MLB draft pick in school history, taken No. 7 overall by the Boston Red Sox.

Dansby Swanson - 2015, Vanderbilt
Dansby Swanson was named D1Baseball.com National Player of the Year in 2015. Swanson led Vanderbilt in hits (94), runs (76), doubles (24), triples (6), home runs (15) and walks (43) en route to a first team All-American season. He helped lead the Commodores back to the College World Series finals in 2015 after winning Most Outstanding Player honors as Vanderbitlt captured the school's first-ever men's national championship the previous season. He became the only first team All-American shortstop in school history and was selected No. 1 overall by the Arizona Diamondbacks in the 2015 MLB Draft. Swanson was also the Brooks Wallace Award winner, given to the nation's top shortstop.

Brent Rooker - 2017, Mississippi State
Brent Rooker was named National Player of the Year by Collegiate Baseball in 2017 after he became just the second player ever to claim the Southeastern Conference triple crown. Rooker finished his stellar season with a .387 batting average and a school record 30 doubles. His 96 hits was eighth in program history for hits in a single season, while his 23 home runs was fifth in the MSU record books. On the year, Rooker became the first player in SEC history to record 20 home runs, 30 doubles and 75 RBIs in a single season.

Brady Singer - 2018, Florida
Brady Singer was named the National Player of the Year by multiple outlets, the National Pitcher of the Year and the SEC Pitcher of the Year. He became the second player in Florida history to win the Dick Howser Trophy, presented to the collegiate player of the year. Singer led the team with a 12-3 record as the Friday night ace. His 12 wins tied for fifth-most in a season at Florida, and he finished 18th nationally with a 0.94 WHIP. Singer led the SEC with a 2.55 earned run average and ranked third with a .203 batting average against. He limited right-handed hitters to a .194 average, and in conference play led the league with a .168 average against and posted a 2.32 ERA.

ANNUAL SEC AWARDS

SEC Coach of the Year

Year	Name	School
1933	W. P. White	Georgia
1934	J. B. Whitworth	Alabama
1935	Tilden Campbell	Alabama
1936	Tilden Campbell	Alabama
1937	Dell Morgan	Auburn
1938	Tilden Campbell	Alabama
1939	Harry Rabenhorst	LSU
1940	Tilden Campbell	Alabama
1941	Tilden Campbell	Alabama
1942	Tilden Campbell	Alabama
1943	"Red" Swanson	LSU
1944	No Competition	
1945	No Competition	
1946	Harry Rabenhorst	LSU
1947	Tilden Campbell	Alabama
1948	R. P. Patty	Mississippi State
1949	R. P. Patty	Mississippi State
1950	Tilden Campbell	Alabama
1951	S. W. Anderson	Tennessee
1952	Dave Fuller	Florida
1953	Jim Whatley	Georgia
1954	Jim Whatley	Georgia
1955	Tilden Campbell	Alabama
1956	Dave Fuller	Florida
1957	Joe Pittard	Georgia Tech
1958	Joe Connally	Auburn
1959	Tom Swayze	Ole Miss
1960	Tom Swayze	Ole Miss
1961	Ray Didier	LSU
1962	Dave Fuller	Florida
1963	Paul Nix	Auburn
1964	Tom Swayze	Ole Miss
1965	Paul Gregory	Mississippi State
1966	Paul Gregory	Mississippi State
1967	Paul Nix	Auburn
1968	Joe Sewell	Alabama
1969	Tom Swayze	Ole Miss
1970	Paul Gregory	Mississippi State
1971	Paul Gregory	Mississippi State
1972	Jake Gibbs	Ole Miss
1973	Larry Schmittou	Vanderbilt
1974	Larry Schmittou	Vanderbilt
1975	Jim Smith	LSU
1976	Paul Nix	Auburn
1977	Jake Gibbs	Ole Miss
1978	Paul Nix	Auburn
1979	Ron Polk	Mississippi State
1980	Roy Mewbourne	Vanderbilt
1981	Jack Rhine	Florida
1982	Jack Rhine	Florida
1983	Barry Shollenberger	Alabama
1984	Joe Arnold	Florida
1985	Ron Polk	Mississippi State
1986	Skip Bertman	LSU
1987	Steve Webber	Georgia
1988	Joe Arnold	Florida
1989	Ron Polk	Mississippi State
1990	Skip Bertman	LSU
1991	Skip Bertman	LSU
1992	Skip Bertman	LSU
1993	Skip Bertman	LSU
1994	Rod Delmonico	Tennessee
1995	Rod Delmonico	Tennessee
1996	Skip Bertman	LSU
	Andy Lopez	Florida
	Jim Wells	Alabama
1997	Skip Bertman	LSU
1998	Ray Tanner	South Carolina
1999	Norm DeBriyn	Arkansas
2000	Ray Tanner	South Carolina
2001	Ron Polk	Georgia
2002	Jim Wells	Alabama
2003	Smoke Laval	LSU
2004	Dave Van Horn	Arkansas
	David Perno	Georgia
2005	Pat McMahon	Florida
2006	John Cohen	Kentucky
2007	Tim Corbin	Vanderbilt
2008	David Perno	Georgia
2009	Paul Mainieri	LSU
2010	Kevin O'Sullivan	Florida
2011	Ray Tanner	South Carolina
2012	Gary Henderson	Kentucky
2013	Tim Corbin	Vanderbilt
2014	Kevin O'Sullivan	Florida
2015	Paul Mainieri	LSU
2016	John Cohen	Mississippi State
2017	Nick Mingione	Kentucky
2018	Kevin O'Sullivan	Florida
2019	Tim Corbin	Vanderbilt

SEC Player of the Year

Year	Name	School
1994	Todd Walker	LSU
1995	Todd Helton	Tennessee
1996	Eddy Furniss	LSU
1997	Tim Hudson	Auburn
1998	Jeff Pickler	Tennessee
1999	Hunter Bledsoe	Vanderbilt
2000	Kip Bouknight	South Carolina
2001	Chris Burke	Tennessee
2002	Yaron Peters	South Carolina
2003	Aaron Hill	LSU
2004	Jon Zeringue	LSU
	Stephen Head	Ole Miss
Year	Name	School
2005	Matt LaPorta	Florida
2006	Ryan Strieby	Kentucky
2007	Matt LaPorta	Florida
2008	Gordon Beckham	Georgia
2009	Kent Matthes	Alabama
2010	Hunter Morris	Auburn
2011	Mike Zunino	Florida
2012	Raph Rhymes	LSU
2013	Tony Kemp	Vanderbilt
2014	AJ Reed	Kentucky
2015	Andrew Benintendi	Arkansas
2016	Boomer White	Texas A&M
2017	Brent Rooker	Mississippi State
2018	Jonathan India	Florida
2019	JJ Bleday	Vanderbilt

SEC Pitcher of the Year

Year	Name	School
2003	David Marchbanks	South Carolina
2004	Justin Hoyman	Florida
2005	Luke Hochevar	Tennessee
2006	Nick Schmidt	Arkansas
2007	David Price	Vanderbilt
2008	Joshua Fields	Georgia
2009	Louis Coleman	LSU
2010	Drew Pomeranz	Ole Miss
2011	Grayson Garvin	Vanderbilt
2012	Chris Stratton	Mississippi State
2013	Aaron Nola	LSU
2014	Aaron Nola	LSU
2015	Carson Fulmer	Vanderbilt
2016	Logan Shore	Florida
2017	Sean Hjelle	Kentucky
2018	Brady Singer	Florida
2019	Ethan Small	Mississippi State

SEC Freshman of the Year

Year	Name	School
2000	Mike Fontenot	LSU
2001	Lane Mestepey	LSU
2002	Seth Smith	Ole Miss
2003	Stephen Head	Ole Miss
2004	Wade LeBlanc	Alabama
2005	J.P. Arencibia	Tennessee
2006	Pedro Alvarez	Vanderbilt
2007	Jordan Henry	Ole Miss
2008	Hunter Morris	Auburn
2009	Matty Ott	LSU
	Preston Tucker	Florida
2010	Austin Maddox	Florida
2011	Tony Kemp	Vanderbilt
2012	Austin Cousino	Kentucky
2013	Alex Bregman	LSU
2014	Logan Shore	Florida
2015	Alex Lange	LSU
2016	Jake Mangum	Mississippi State
2017	Braden Shewmake	Texas A&M
2018	Heston Kjerstad	Arkansas
2019	JT Ginn	Mississippi State

SEC Scholar-Athlete of the Year

Year	Name	School
2004	Brady Toops	Arkansas
2005	Jason Determann	LSU
2006	Emeel Salem	Alabama
2007	Emeel Salem	Alabama
2008	Gordon Beckham	Georgia
2009	Ben Jones	Auburn
2010	Cory Luckie	Auburn
2011	James McCann	Arkansas
2012	Michael Roth	South Carolina
2013	Sam Frost	Mississippi State
2014	Seth Heck	Mississippi State
2015	Seth Heck	Mississippi State
2016	Derek Lance	Tennessee
2017	Zach Logue	Kentucky
2018	Keegan McGovern	Georgia
	Nico Mascia	Tennessee
2019	Garrett Stallings	Tennessee
2020	Rankin Woley	Auburn

SEC Baseball Legends

Year	Name	School
2012	Dr. Jeffrey Laubenthal	Alabama
2012	Kevin McReynolds	Arkansas
2012	Brad Wilkerson	Florida
2012	Rev. Reggie Andrews	Georgia
2013	Hal Baird	Auburn
2013	Terry Shumpert	Kentucky
2013	Skip Bertman	LSU
2013	Gene McArtor	Missouri
2014	Jake Gibbs	Ole Miss
2014	Jay Powell	Mississippi State
2014	Bobby Richardson	South Carolina
2014	Phil Garner	Tennessee
2015	Mark Johnson	Texas A&M
2015	Larry Schmittou	Vanderbilt
2015	Andy Phillips	Alabama
2015	David Eckstein	Florida
2016	Norm DeBriyn	Arkansas
2016	Cris Carpenter	Georgia
2016	Gabe Gross	Auburn
2016	Scott Downs	Kentucky
2017	Ben McDonald	LSU
2017	Dave Silvestri	Missouri
2017	Don Kessinger	Ole Miss
2017	Earl Bass	South Carolina
2018	Ron Polk	Mississippi State
2018	Alan Cockrell	Tennessee
2018	Mark Ross	Texas A&M
2018	David Dellucci	Ole Miss
2019	Doug Duke	Alabama
2019	Johnny Ray	Arkansas
2019	Josh Fogg	Kentucky
2019	Jeremy Sowers	Vanderbilt

Baseball America

Coach of the Year
1983 — Barry Shollenberger, Alabama
1985 — Ron Polk, Mississippi State
1986 — Skip Bertman, LSU
1990 — Steve Webber, Georgia
1995 — Rod Delmonico, Tennessee
1996 — Skip Bertman, LSU
1997 — Jim Wells, Alabama
2000 — Ray Tanner, South Carolina
2004 — David Perno, Georgia
2009 — Paul Mainieri, LSU
2011 — Kevin O'Sullivan, Florida
2014 — Tim Corbin, Vanderbilt

Player of the Year
1983 — Dave Magadan, 1B, Alabama
Derek Lilliquist, LHP, Georgia
1989 — Ben McDonald, RHP, LSU
1995 — Todd Helton, 1B/P, Tennessee
2007 — David Price, P, Vanderbilt
2012 — Mike Zunino, C, Florida
2014 — AJ Reed, UT/DH, Kentucky
2015 — Andrew Benintendi, Arkansas
2018 — Brady Singer, Florida

Note: Baseball America named a Player and a Pitcher of the Year from 1981-1988. In 1989, the publication began naming just one Player of the Year.

Freshman of the Year
1983 — Rafael Palmeiro, OF, Mississippi State
1985 — Ron Wenrich, OF, Georgia
1992 — Todd Walker, 2B, LSU
1993 — Brett Laxton, P, LSU
1994 — R.A. Dickey, P, Tennessee
2004 — Wade Leblanc, P, Alabama
2006 — Pedro Alvarez, 3B, Vanderbilt
2019 — Kumar Rocker, P, Vanderbilt

Collegiate Baseball

Coach of the Year
1990 — Steve Webber, Georgia
1991 — Skip Bertman, LSU
1993 — Skip Bertman, LSU
1996 — Skip Bertman, LSU
Andy Lopez, Florida
1997 — Skip Bertman, LSU
2000 — Skip Bertman, LSU
2009 — Paul Mainieri, LSU
2010 — Ray Tanner, South Carolina
2011 — Ray Tanner, South Carolina
2014 — Tim Corbin, Vanderbilt
2017 — Kevin O'Sullivan, Florida
2020 — Mike Bianco, Ole Miss

Player of the Year
1989 — Ben McDonald, RHP, LSU
1992 — Lloyd Peever, RHP, LSU
1995 — Todd Helton, 1B/P, Tennessee
2000 — Kip Bouknight, P, South Carolina
2007 — David Price, P, Vanderbilt
2014 — AJ Reed, UT/DH, Kentucky
2015 — Andrew Benintendi, Arkansas
2017 — Brent Rooker, 1B, Mississippi State

Collegiate Baseball Foundation

Coach of the Year
2006 — John Cohen, Kentucky

D1Baseball.com

Coach of the Year
2017 — Kevin O'Sullivan, Florida

Player of the Year
2015 — Andrew Benintendi, Arkansas
2018 — Brady Singer, Florida

Freshman of the Year
2019 — Kumar Rocker, P, Vanderbilt

SEC WEEKLY HONORS

The Southeastern Conference began naming a player of the week in 1985. In 1987 the league expanded the honor to include a player and pitcher of the week. In 2006, a freshman of the week was added.

1985

March 12 . . . . . Jeff Brantley, MS
March 19 . . . . . Will Clark, MS
March 26 . . . . . Will Clark, MS
April 2 . . . . . Kerry St. Clair, UG
April 9 . . . . . Randy Clark, UK
April 16 . . . . . Scott Ruskin, UF
April 23 . . . . . David Turner, UT
April 30 . . . . . Joey Cora, VU
. . . . . Jeff Brantley, MS
May 6 . . . . . Doug Duke, UA

1986

March 10 . . . . . Roger Smith, UM
March 17 . . . . . Pat Bailey, UA
March 24 . . . . . Cam Hazen, VU
March 31 . . . . . Derek Lilliquist, UG
April 7 . . . . . Terry Shumpert, UK
April 14 . . . . . David Miller, UM
. . . . . Kelly Klippenstein, VU
April 21 . . . . . Ron Powell, UT
April 28 . . . . . Joey Belle, LS
May 5 . . . . . Dan Paradoa, MS

1987

Player
March 16 . . . . . Roger Miller, UG
March 23 . . . . . Tony Haney, AU
. . . . . Joey Fernandez, UF
March 30 . . . . . Joe Gex, UM
. . . . . David Joiner, VU
April 7 . . . . . Frank Thomas, AU
. . . . . Rodney Brewer, UF
April 13 . . . . . Craig Faulkner, LS
. . . . . Kyle Gordon, UM
April 20 . . . . . Pete Freeman, UG
. . . . . Terry Shumpert, UK
April 27 . . . . . Jack Voigt, LS
. . . . . Brad Harvie, VU
May 4 . . . . . Mitch Knox, UK
May 11 . . . . . Terry Shumpert, UK
. . . . . Joel Smith, UT

Pitcher
March 16 . . . . . Matt Coleman, UK
March 23 . . . . . Derek Lilliquist, UG
March 30 . . . . . Mike Sodders, UA
April 7 . . . . . Mike Martin, MS
April 13 . . . . . Cris Carpenter, UG
April 20 . . . . . David Oropeza, UA
April 27 . . . . . Ron Morton, UT
May 4 . . . . . David Oropeza, UA
. . . . . Derek Lilliquist, UG
. . . . . Gregg Patterson, LS
May 11 . . . . . Nelson Arriette, MS

1988

Player
March 22 . . . . . Jeff Livesey, AU
March 29 . . . . . Craig Cala, LS
April 5 . . . . . J.R. Showalter, UG
April 12 . . . . . Robbie Buchanan, UK
April 18 . . . . . Jim Schifman, VU
April 25 . . . . . Philip Doyle, UA
May 2 . . . . . Tommy Raffo, MS
May 9 . . . . . Vince Castaldo, UK

Pitcher
March 22 . . . . . Johnny Wiggs, UF
March 29 . . . . . Mike Martin, MS
April 5 . . . . . Dave Voit, UK
April 12 . . . . . Dave Voit, UK
April 18 . . . . . Ben McDonald, LS
April 25 . . . . . Johnny Wiggs, UF
May 2 . . . . . Darren Musselwhite, UM
May 9 . . . . . Johnny Wiggs, UF

1989

Player
March 19 . . . . . Jamie Abbgy, VU
March 26 . . . . . Tommy Raffo, MS
April 3 . . . . . J.R. Showalter, UG
April 10 . . . . . Tommy Raffo, MS
April 17 . . . . . Clark Preble, AU
April 24 . . . . . Cary Williams, UA
May 1 . . . . . Tracy Echols, MS
May 8 . . . . . Roger Miller, UG

Pitcher
March 19 . . . . . Ben McDonald, LS
March 26 . . . . . Dave Fleming, UG
April 3 . . . . . Jeff Gidcumb, UF
April 10 . . . . . Grant Sullivan, UM
April 17 . . . . . Tommy Milstead, UA
April 24 . . . . . Mike McLochlin, VU
May 1 . . . . . Rod Bolton, UK
May 8 . . . . . Tommy Youngblood, UK

1990

Player
March 20 . . . . . Mike DiFelice, UT
March 27 . . . . . Jeff Cooper, UG
April 2 . . . . . Todd O'Donnell, AU
April 10 . . . . . Tim Edge, AU
April 17 . . . . . Brian Jester, UG
April 24 . . . . . Tommy Raffo, MS
May 1 . . . . . Bo Camposano, UF
May 8 . . . . . J.R. Showalter, UG

Pitcher
March 20 . . . . . Kenny Cargyle, UM
March 27 . . . . . Bobby Dillon, UT
April 10 . . . . . Tommy Milstead, UA
April 2 . . . . . Chris George, MS
April 17 . . . . . Rod Bolton, UK
April 24 . . . . . Doug Brennan, UF
May 1 . . . . . Dave Fleming, UG
May 8 . . . . . Chad Ogea, LS

1991

Player
March 18 . . . . . Brannen Veal, AU
March 25 . . . . . Andrew Albrecht, AU
April 1 . . . . . Philip Doyle, UA
April 8 . . . . . Steve Hegan, MS
April 15 . . . . . Mick Kerns, UA
April 22 . . . . . Mick Kerns, UA
April 29 . . . . . Rich Cordani, LS
May 5 . . . . . Mike Basse, UT
May 13 . . . . . Joe Vitiello, UA

Pitcher
March 18 . . . . . John Burke, UF
March 25 . . . . . Rick Green, LS
April 1 . . . . . Marc Valdes, UF
April 8 . . . . . Paul Fletcher, UT
April 15 . . . . . Grant Sullivan, UM
April 22 . . . . . Mark Thompson, UK
April 29 . . . . . John Powell, AU
May 5 . . . . . Jim Musselwhite, UG
May 13 . . . . . Mike Sirotka, LS

1992

Player
March 23 . . . . . Jeff Abbott, UK
March 30 . . . . . Blaise Kozeniewski, UG
April 6 . . . . . Rex Buckner, MS
April 13 . . . . . Rex Buckner, MS
April 20 . . . . . Russ Johnson, LS
April 27 . . . . . Burke Cromer, SC
May 4 . . . . . Ray Suplee, UG
May 11 . . . . . Jeff Parnell, SC

Pitcher
March 23 . . . . . B.J. Wallace, MS
March 30 . . . . . Wally Maynard, SC
April 6 . . . . . Scott Schultz, LS
April 13 . . . . . Scott Newell, VU
April 20 . . . . . John Pricher, UF
April 27 . . . . . Brian Maxcy, UM
May 4 . . . . . Mark Fuller, AU
May 11 . . . . . Lloyd Peever, LS

1993

Player
March 27 . . . . . Todd Walker, LS
April 5 . . . . . Bo Camposano, UF
April 12 . . . . . Vee Hightower, VU
April 19 . . . . . Bubba Trammel, UT
April 26 . . . . . Joe Biernat, SC
May 3 . . . . . Eddie Brooks, UK
May 10 . . . . . Todd Walker, LS
May 16 . . . . . Todd Helton, UT

Pitcher
March 29 . . . . . Carlton Loewer, MS
April 5 . . . . . Alex Barylak, UG
April 12 . . . . . Al Drumheller, UA
April 19 . . . . . John Powell, AU
April 26 . . . . . Mike Sirotka, LS
May 3 . . . . . Marc Valdes, UF
May 10 . . . . . Jason Haynie, SC
May 17 . . . . . Rob Mosser, SC

1994

Player
March 28 . . . . . Russ Johnson, LS
April 4 . . . . . Drew Williams, MS
April 11 . . . . . Jeff Abbott, UK
April 18 . . . . . Chris Stowers, UG
April 25 . . . . . Todd Mensik, UM
May 2 . . . . . Chan Perry, UF
May 9 . . . . . Drew Williams, MS
May 17 . . . . . Nick Morrow, VU

Pitcher
March 28 . . . . . Brian Reed, UK
April 4 . . . . . Todd Abbott, AR
April 11 . . . . . Rob Bonanno, UF
April 18 . . . . . R. A. Dickey, UT
April 25 . . . . . Gary Rath, MS
May 2 . . . . . John Powell, AU
May 9 . . . . . Brian Powell, UG
May 17 . . . . . Scott Schultz, LS

1995

Player
March 28 . . . . . Russ Johnson, LS
March 27 . . . . . Todd Helton, UT
April 3 . . . . . Chris Moller, UA
April 10 . . . . . Nathan Dunn, LS
April 17 . . . . . Scott Vieira, UT
April 24 . . . . . Todd Helton, UT
May 1 . . . . . Kit Pellow, AR
May 8 . . . . . Shawn McNally, AU
May 15 . . . . . Jay Tedesco, UK

Pitcher
March 27 . . . . . Jamey Price, UM
April 3 . . . . . Ryan Halla, AU
April 10 . . . . . J.J. Pearsall, SC
April 17 . . . . . Brian Winders, LS
April 24 . . . . . Chris Morrison, AU
May 1 . . . . . Joel Colgrove, UA
May 8 . . . . . Kyle Kennedy, MS
May 15 . . . . . Todd Helton, UT

1996

Player

March 11 . . . . . Scott Schroeffel, UT
March 18 . . . . . Eddy Furniss, LS
March 25 . . . . . David Eckstein, UF
April 1 . . . . . Josh Etheredge, AU
April 8 . . . . . Brett Taft, UA
April 15 . . . . . Josh Adeeb, VU
April 22 . . . . . Keith Lewis, UM
April 29 . . . . . Chris Moller, UA
May 6 . . . . . Brad Wilkerson, UF
May 13 . . . . . Kit Pellow, AR

Pitcher
March 11 . . . . . Adam Shadburne, UK
March 18 . . . . . Scott Schroeffel, UT
March 25 . . . . . Jason Haynie, SC
April 1 . . . . . Richie Nye, AR
April 8 . . . . . Scott Downs, UK
April 15 . . . . . David Hooten, MS
April 22 . . . . . R.A. Dickey, UT
April 29 . . . . . Phillip Haigler, VU
May 6 . . . . . Kevin Shipp, LS
May 13 . . . . . Joel Colgrove, UA

1997
Player
March 10 . . . . . Brandon Larson, LS
March 17 . . . . . Roberto Vaz, UA
March 24 . . . . . Justin Ross, UT
March 31 . . . . . Ryan Lundquist, AR
April 7 . . . . . Adam Piatt, MS
April 14 . . . . . Roberto Vaz, UA
April 21 . . . . . Brad Wilkerson, UF
April 28 . . . . . Josh Adeeb, VU
May 5 . . . . . Josh Etheredge, AU
May 12 . . . . . Justin Bunch, UK

Pitcher
March 10 . . . . . Scott Downs, UK
March 17 . . . . . Patrick Coogan, LS
March 24 . . . . . Van Johnson, MS
March 31 . . . . . Tim Hudson, AU
April 7 . . . . . Scott Downs, UK
April 14 . . . . . Josh Gandy, UG
April 21 . . . . . Patrick Coogan, LS
April 28 . . . . . Doug Thompson, LS
May 5 . . . . . Dan Wright, AR
May 12 . . . . . Josh Fogg, UF

1998
Player
March 9 . . . . . Jeff Pickler, UT
March 16 . . . . . David Ross, UF
March 23 . . . . . Trey McClure, LS
March 30 . . . . . Rodney Nye, AR
April 6 . . . . . Derek Nicholson, UF
April 13 . . . . . G.W. Keller, UA
April 20 . . . . . Adam Everett, SC
April 27 . . . . . Brian Wiese, MS
May 4 . . . . . Josh Dalton, LS
May 11 . . . . . Brad Wilkerson, UF

Pitcher
March 9 . . . . . David Walling, AR
March 16 . . . . . Kip Bouknight, SC
March 23 . . . . . Justin Smith, UA
March 30 . . . . . Chris Demouy, LS
April 6 . . . . . Hayden Gliemmo, AU
April 13 . . . . . Rob Quarnstrom, AR
April 20 . . . . . Jeremy Jackson, MS
April 27 . . . . . Josh Paxton, UK
May 4 . . . . . Matt Ginter, MS
May 11 . . . . . Jeff McAvoy, UM

1999
Player
March 15 . . . . . Andy Phillips, UA
March 22 . . . . . Greg Catalanotte, UF
March 29 . . . . . Jamie Kersh, AU
April 5 . . . . . Jude Voltz, UM
April 12 . . . . . Travis Chapman, MS
April 19 . . . . . Brian Roberts, SC
April 26 . . . . . Kurt Keene, UF
May 5 . . . . . Brad Cresse, LS
May 10 . . . . . G.W. Keller, UA
May 17 . . . . . Casey Dunn, AU

Pitcher
March 15 . . . . . Cliff Brand, UG
March 22 . . . . . Matt Ginter, MS
March 29 . . . . . Kip Bouknight, SC
April 5 . . . . . David Walling, AR
April 12 . . . . . Jeff McAvoy, UM
April 19 . . . . . Nathan Kent, UK
April 26 . . . . . Jonathan Blankenship, UA
May 3 . . . . . David Walling, AR
May 10 . . . . . Brian Compton, MS
May 17 . . . . . Kurt Ainsworth, LS

2000
Player
March 13 . . . . . John McHenry, SC
March 20 . . . . . Gabe Gross, AU
March 27 . . . . . Brad Cresse, LS
April 3 . . . . . Doc Brooks, UG
April 10 . . . . . Karl Nonemaker, VU
April 17 . . . . . Cedrick Harris, LS
April 24 . . . . . Shane Kelly, MS
May 1 . . . . . Sam Bozanich, UA
May 8 . . . . . Travis Chapman, MS
May 15 . . . . . Todd Faulkner, AU

Pitcher
March 13 . . . . . Chris Clark, UG
March 20 . . . . . Jamie Bennett, UT
March 27 . . . . . Colter Bean, AU
April 3 . . . . . Peter Bauer, SC
April 10 . . . . . Kip Bouknight, SC
April 17 . . . . . Colter Bean, AU
April 24 . . . . . Eddie Rojas, UF
May 1 . . . . . Mike Smalley, UF
May 8 . . . . . Brian Tallet, LS
May 15 . . . . . Jared Manatt, AR

2001
Player
Feb. 12 . . . . . Gabe Gross, AU
Feb. 19 . . . . . Kyle Washburn, AR
Feb. 26 . . . . . Zeph Zinsman, LS
March 5 . . . . . Bryan Moore, LS
March 12 . . . . . Ulises Cabrera-Valenzuela, VU
March 19 . . . . . Brian Kirby, AR
March 26 . . . . . Chris Burke, UT
April 2 . . . . . Peter Nystrom, UF
April 9 . . . . . Ryan Theriot, LS
April 16 . . . . . Gabe Gross, AU
April 23 . . . . . Mailon Kent, AU
April 30 . . . . . Josh Christian, UM
May 7 . . . . . Chris Burke, UT
May 14 . . . . . Mailon Kent, AU

Pitcher
Feb. 12 . . . . . Lance Cormier, UA
Feb. 19 . . . . . Pete Montrenes, UM
Feb. 26 . . . . . Gary Bell, SC
March 5 . . . . . Lance Cormier, UA
March 12 . . . . . Brandon Crowe, UT
March 19 . . . . . Kip Bouknight, SC
March 26 . . . . . Tanner Brock, MS
April 2 . . . . . Hayden Gliemmo, AU
April 9 . . . . . Scott Murphy, UG
April 16 . . . . . Lane Mestepey, LS
April 23 . . . . . Gary Bell, SC
April 30 . . . . . Jeffery Carswell, UG
May 7 . . . . . Charlie Isaacson, AR
May 14 . . . . . Lee Gronkiewicz, SC

2002
Player
Feb. 11 . . . . . Sean Barker, LS
Feb. 18 . . . . . Pat Osborn, UF
Feb. 25 . . . . . Yaron Peters, SC
March 4 . . . . . Brent Boyd, UA
March 11 . . . . . Jeremy Brown, UA
March 18 . . . . . Ryan Shealy, UF
March 25 . . . . . Drew Meyer, SC
April 1 . . . . . Matthew Brinson, MS
April 8 . . . . . Ryan Fox, AR
April 15 . . . . . Burney Hutchinson, UM
April 22 . . . . . Mark Kiger, UF
April 29 . . . . . Brent Boyd, UA
May 6 . . . . . Yaron Peters, SC
May 13 . . . . . Trent Pratt, AU
May 20 . . . . . Ryan Shealy, UF

Pitcher
Feb. 11 . . . . . David Marchbanks, SC
Feb. 18 . . . . . Jeffery Terrell, UT
Feb. 25 . . . . . Jeremy Sowers, VU
March 4 . . . . . Eric Brandon, AU
March 11 . . . . . Joseph Blanton, UK
March 18 . . . . . Colby Paxton, AU
March 25 . . . . . Gary Hogan, Jr., AR
April 1 . . . . . Keith Ramsey, UF
April 8 . . . . . Lance Cormier, UA
April 15 . . . . . Bo Pettit, LS
April 22 . . . . . T.J. Beam, UM
April 29 . . . . . Brian Wilson, LS
May 6 . . . . . Rob Carrado, UK
May 13 . . . . . Alex Hart, UF
May 20 . . . . . Chris Young, MS

2003
Player
Feb. 10 . . . . . Stephen Barton, UF
Feb. 17 . . . . . Josh Bell, AU
Feb. 24 . . . . . C.J. Smith, UF
March 3 . . . . . Bobby Huddleston, AU
March 10 . . . . . Beau Hearod, UA
March 17 . . . . . Allen Rice, UA
March 24 . . . . . Tug Hulett, AU
April 1 . . . . . Andrew Wishy, AR
April 8 . . . . . Stephen Head, UM
April 15 . . . . . Aaron Hill, LS
April 22 . . . . . Cesar Nicolas, VU
April 29 . . . . . Ryan Patterson, LS
May 6 . . . . . Bryan Triplett, SC
May 13 . . . . . Justin McClain, UG
May 20 . . . . . Warner Jones, VU

Pitcher
Feb. 10 . . . . . Ben Riley, UT
Feb. 17 . . . . . Allen Pinder, UA
Feb. 24 . . . . . Matt Campbell, SC
March 3 . . . . . Alan Johnson, MS
March 10 . . . . . Adam Sanabria, UF
March 17 . . . . . Jarrett Gardner, AR
March 24 . . . . . Justin Hoyman, UF
April 1 . . . . . Alan Johnson, MS
April 8 . . . . . Jeremy Sowers, VU
April 15 . . . . . David Marchbanks, SC
April 22 . . . . . Scott Wade, VU
April 29 . . . . . Stephen Head, UM
May 6 . . . . . Alan Johnson, MS
May 13 . . . . . Matt Campbell, SC
May 20 . . . . . Matt Campbell, SC

SEC WEEKLY HONORS

2004

Player

Feb. 16	Steve Pearce, SC
Feb. 23	C.J. Smith, UF
March 1	Stephen Head, UM
March 8	Stephen Head, UM
March 15	Michael Rivera, UT
March 22	Matt Liuzza, LS
March 29	Warner Jones, VU
April 5	Clay Harris, LS
April 12	Brad Corley, MS
April 19	Alex Presley, UM
April 26	Ben Harrison, UF
May 3	Jeff Corsaletti, UF
May 10	Justin Holmes, UG
May 17	Brad Corley, MS
May 24	Ryan Patterson, LS

Pitcher

Feb. 16	Justin Hoyman, UF
Feb. 23	Ryan Mullins, VU
March 1	Jeremy Sowers, VU
March 8	Clay Dirks, LS
March 15	Brandon Belcher, UA
March 22	Kelen Gibson, UK
March 29	Wade LeBlanc, UA
April 5	Will Startup, UG
April 12	Jay Sawatski, AR
April 19	Kalen Gibson, UK
April 26	Matt Campbell, SC
May 3	Arik Hempy, SC
May 10	Mark Holliman, UM
May 17	Aaron Rawl, SC
May 24	Jeremy Sowers, VU

2005

Player

Feb. 14	Scott Bridges, AR
Feb. 21	Matt LaPorta, UF
Feb. 28	Steve Pearce, SC
March 7	Billy Grace, UK
March 14	Eli Iorg, UT
March 21	Brian Pettway, UM
March 28	Josh Bell, AU
April 4	Mike Baxter, VU
April 11	Gabe Scott, UA
April 18	Clay Harris, LS
April 25	Matt LaPorta, UF
May 2	John Shelby, UK
May 9	J.P. Arencibia, UT
May 16	Ryan Patterson, LS
May 23	Matt LaPorta, UF

Pitcher

Feb. 14	Aaron Rawl, SC
Feb. 21	Jensen Lewis, VU
Feb. 28	Luke Hochaver, UT
March 7	Wade LeBlanc, UA
March 14	Josh Sullivan, AU
March 21	Luke Hochaver, UT
March 28	Todd Doolittle, MS
April 4	T.J. Large, UA
April 11	Zac McCamie, SC
April 18	Ryan Mullins, VU
April 25	Clay Dirks, LS
May 2	Matt Maloney, UM
May 9	Nick Schmidt, AR
May 16	Charley Boyce, AR
May 23	Jason Determann, LS

2006

Player

Feb. 13	Adam Davis, UF
Feb. 20	Mike Bianucci, AU
Feb. 27	Bruce Sprowl, LS
March 6	Sean Coughlin, UK
March 13	Matt Robbins, UG
March 20	Ryan Strieby, UK
March 27	Antone DeJesus, UK
April 3	Alex Presley, UM
April 10	Sean Coughlin, UK
April 17	Pedro Alvarez, VU
April 24	John Shelby, UK
May 1	Emeel Salem, UA
May 8	Brian Walker, AR
May 15	J.P. Arencibia, UT
May 22	Matt Downs, UA

Pitcher

Feb.13	Nick Schmidt, AR
Feb. 20	Darren O'Day, UF
Feb. 27	Brooks Brown, UG
March 6	Andrew Curse, SC
March 13	David Price, VU
March 20	Wade LaBlanc, UA
March 27	David Price, VU
April 3	David Price, VU
April 10	David Price, VU
April 17	Mike Cisco, SC
April 24	Brooks Brown, UG
May 1	Mickey Westphal, UG
May 8	Justin Pigott, MS
May 15	Matt Robinson, UK
May 22	Nick Schmidt, AR

Freshman

Feb. 13	Jarred Bogany, LSU
Feb. 20	Josh Lindblom, UT
Feb. 27	Tommy Hunter,UA
March 6	Cody Satterwhite, UM
March 13	Pedro Alvarez, VU
March 20	Tommy Hunter, UA
March 27	David Hum, AR
April 3	Tommy Hunter, UA
April 10	Sean Coughlin, UK
April 17	Tony Delmonico, UT
April 24	Alex Avila, UA
May 1	Justin Smoak, SC
May 8	Nathan Moreau, UG
May 15	Logan Power, UM
May 22	Ryan Flaherty, VU

2007

Player

Week 1	Pedro Alvarez, VU
Week 2	Kent Matthes, UA
Week 3	Mike Bianucci, AU
Week 4	Sean Coughlin, UK
Week 5	Justin Henry, UM
Week 6	Edward Easley, MS
Week 7	Matt LaPorta, UF
Week 8	Matt LaPorta, UF
Week 9	Travis Jones, SC
Week 10	Danny Hamblin, AR
Week 11	Brian Leclerc, UF
Week 12	Dominic de la Osa, VU
Week 13	Travis Jones, SC
Week 14	Emeel Salem, UA
Week 15	Dominic de la Osa, VU

Pitcher

Week 1	Brandon Belcher, UA
Week 2	David Price, VU
Week 3	James Adkins, UT
Week 4	Harris Honeycutt, SC
Week 5	David Price, VU
Week 6	Lance Lynn, UM
Week 7	Jess Todd, AR
Week 8	Nick Schmidt, AR
Week 9	Justin Pigott, MS
Week 10	Arik Hempy, SC
Week 11	Lance Lynn, UM
Week 12	James Adkins, UT
Week 13	Nathan Moreau, UG
Week 14	Chris Rusin, UK
Week 15	Brett Bukvich, UM

Freshman

Week 1	Lonnie Chisenhall, SC
Week 2	Jason Kipnis, UK
Week 3	Jared Mitchell, LS
Week 4	Andrew Clark, UM
Week 5	Brock Wright, UK
Week 6	Jake Smith, UA
Week 7	Jeff Lockwood, UT
Week 8	Brandon Turner, MS
Week 9	Taylor Thompson, AU
Week 10	Blake Dean, LS
Week 11	Brandon Turner, MS
Week 12	Jordan Henry, UM
Week 13	Blake Dean, LS
Week 14	Kyle Mullaney, UF
Week 15	Jeff Lockwood, UT

2008

Player

Week 1	Reese Havens, SC
Week 2	Sawyer Carroll, UK
Week 3	Aaron Murphee, AR
Week 4	Gordon Beckham, UG
Week 5	Gordon Beckham, UG
Week 6	Phil Dasher, SC
Week 7	Shawn Griffin, UT
Week 8	David Macias, VU
Week 9	Collin Cowgill, UK
Week 10	Logan Forsythe, AR
Week 11	Brandon May, UA
Week 12	Ryan Schimpf, LSU
Week 13	Cole Figueroa, UF

Pitcher

Week 1	Lance Lynn, UM
Week 2	Ryan Verdugo, LSU
Week 3	Scott Bittle, UM
Week 4	Ricky Bowen, MS
Week 5	Bryan Woodall, AU
Week 6	Patrick Keating, UF
Week 7	Joshua Fields, UG
Week 8	Lance Lynn, UM
Week 9	Blake Cooper, SC
Week 10	Andrew Albers, UK
Week 11	Jared Bradford, LSU
Week 12	Dallas Keuchel, AR
Week 13	James Paxton, UK

Freshman

Week 1	Andy Wilkins, AR
Week 2	Matt Smith, UM
Week 3	Kentrail Davis, UT
Week 4	Josh Adams, UF
Week 5	Tommy Toledo, UF
Week 6	Trent Mummey, AU
Week 7	Drew Pomeranz, UM
Week 8	Kentrail Davis, UT
Week 9	Ross Wilson, UA
Week 10	Josh Rutledge, UA
Week 11	Grant Dayton, AU
Week 12	Tim Ferguson, UM
Week 13	Ross Wilson, UA

2009

Player

Week 1	Ryan Schimpf, LS
Week 2	Kent Matthes, UA
Week 3	Chase Leavitt, AR
Week 4	Kent Matthes , UA
Week 5	Jordan Henry, UM
Week 6	Rich Poythress, UG
Week 7	Micah Gibbs, LS
Week 8	Blake Dean, LS
Week 9	P.J. Polk, UT
Week 10	Brian Harris, VU
Week 11	Brandon May, UA
Week 12	Aaron Westlake, VU
Week 13	Kyle Henson, UM

Pitcher
Week 1 . . . . . Patrick Keating, UF
Week 2 . . . . . Austin Ross, LS
Week 3 . . . . . Chris Rusin , UK
Week 4 . . . . . Louis Coleman, LS
Week 5 . . . . . Matty Ott, LS
Week 6 . . . . . Austin Ross, LS
Week 7 . . . . . Scott Bittle, UM
Week 8 . . . . . Mike Minor, VU
Week 9 . . . . . Brett Eibner, AR
Week 10 . . . . . Matty Ott, LS
Week 11 . . . . . Louis Coleman, LS
Week 12 . . . . . Austin Hyatt, UA
Week 13 . . . . . Sam Dyson, SC

Freshman
Week 1 . . . . . Johnathan Taylor, UG
Week 2 . . . . . Aaron Westlake, VU
Week 3 . . . . . Casey McElroy, AU
Week 4 . . . . . Collin Kuhn, AR
Week 5 . . . . . Alex Panteliodis, UF
Week 6 . . . . . Preston Tucker, UG
Week 7 . . . . . Sonny Gray, VU
Week 8 . . . . . Preston Tucker, UF
Week 9 . . . . . Chad Wright, UF
Week 10 . . . . . Preston Tucker, UF
Week 11 . . . . . Jackie Bradley, Jr., SC
. . . . . Matt Snyder, UM
Week 12 . . . . . Andy Burns, UK
Week 13 . . . . . Zach Osborne, UT

2010
Player
Week 1 . . . . . P.J. Polk, UT
Week 2 . . . . . Brian Fletcher, AU
Week 3 . . . . . Connor Powers, MS
Week 4 . . . . . Ross Wilson, UA
Week 5 . . . . . Hunter Morris, AU
Week 6 . . . . . Zack Cox , AR
Week 7 . . . . . P.J. Polk, UT
Week 8 . . . . . Justin Fradejas, AU
Week 9 . . . . . Connor Powers, MS
Week 10 . . . . . Hunter Morris, AU
Week 11 . . . . . Trent Mummey, AU
Week 12 . . . . . Joe Loftus, VU
Week 13 . . . . . Marcus Nidiffer, UK
Week 14 . . . . . Jake Smith, UA

Pitcher
Week 1 . . . . . Sonny Gray, VU
Week 2 . . . . . Drew Pomeranz,UM
Week 3 . . . . . Logan Darnell, UK
Week 4 . . . . . Bryan Morgado, UT
Week 5 . . . . . Drew Pomeranz, UM
Week 6 . . . . . Sonny Gray, VU
Week 7 . . . . . Drew Smyly, AR
Week 8 . . . . . Jay Brown, SC
Week 9 . . . . . Blake Cooper, SC
Week 10 . . . . . Sam Dyson, SC
Week 11 . . . . . Brett Huber, UM
Week 12 . . . . . Mike Bolsinger, UM
Week 13 . . . . . Sam Dyson, SC
Week 14 . . . . . Kevin Chapman, UF

Freshman
Week 1 . . . . . Taylor Rogers, UK
Week 2 . . . . . Hudson Randall, UF
Week 3 . . . . . Nolan Fontana, UF
Week 4 . . . . . Matt Vinson, AR
Week 5 . . . . . Tyler Webb, SC
Week 6 . . . . . Alex Yarbrough, UM
Week 7 . . . . . Brian Johnson, UF
Week 8 . . . . . Hudson Randall, UF
Week 9 . . . . . Austin Maddox, UF
Week 10 . . . . . Brian Johnson, UF
Week 11 . . . . . Jordan Cooper, UK
Week 12 . . . . . Nolan Fontana, UF
Week 13 . . . . . Kyle Farmer, UG
. . . . . Chris Stratton, MS

2011
Player
Week 1 . . . . . Nolan Fontana, UF
Week 2 . . . . . Taylor Black, UK
Week 3 . . . . . Kyle Robinson, AR
Week 4 . . . . . Matt Duffy, UT
Week 5 . . . . . Casey McElroy, AU
Week 6 . . . . . Josh Rosecrans, UA
Week 7 . . . . . Mikie Mahtook, LS
Week 8 . . . . . Curt Casali,VU
Week 9 . . . . . Kyle Robinson, AR
Week 10 . . . . . Christian Walker, SC
Week 11 . . . . . Mike Zunino, UF
Week 12 . . . . . Miles Hamblin, UM
Week 13 . . . . . Nolan Fontana, UF

Pitcher
Week 1 . . . . . Kurt McCune, LS
Week 2 . . . . . Derek Varnadore, AU
Week 3 . . . . . Sonny Gray, VU
Week 4 . . . . . Alex Wood, UG
Week 5 . . . . . Hudson Randall, UF
Week 6 . . . . . Grayson Garvin, VU
Week 7 . . . . . Hudson Randall, UF
. . . . . Tyler Maloof, UG
Week 8 . . . . . Colby Holmes, SC
Week 9 . . . . . Michael Roth, SC
Week 10 . . . . . Alex Meyer, UK
Week 11 . . . . . Michael Palazzone, UG
Week 12 . . . . . Alex Meyer, UK
Week 13 . . . . . Colby Holmes, SC

Freshman
Week 1 . . . . . Daryl Norris, MS
Week 2 . . . . . JaCoby Jones, LS
Week 3 . . . . . Zack Powers, UF
Week 4 . . . . . Corey Littrell, UK
Week 5 . . . . . J.T. Riddle, UK
Week 6 . . . . . Daryl Norris, MS
Week 7 . . . . . Forrest Koumas, SC
. . . . . Tony Kemp, VU
Week 8 . . . . . Dillon Ortman, AU
. . . . . Dominic Ficociello, AR
Week 9 . . . . . Bobby Wahl, UM
Week 10 . . . . . Conrad Gregor, VU
. . . . . Karsten Whitson, UF
Week 11 . . . . . Kevin Gausman, LS
Week 12 . . . . . Dominic Ficociello, AR
Week 13 . . . . . Kevin Gausman, LS

2012
Player
Week 1 . . . . . D. Steckenrider, UT
Week 2 . . . . . Zac Zellers, UK
Week 3 . . . . . Mason Katz, LS
Week 4 . . . . . Matt Snyder, UM
Week 5 . . . . . Preston Tucker, UF
Week 6 . . . . . Tim Carver, AR
. . . . . Ryan Tella, AU
Week 7 . . . . . Taylor Dugas, UA
. . . . . Luke Maile, UK
Week 8 . . . . . Brian Johnson, UF
Week 9 . . . . . Luke Maile , UK
. . . . . Alex Yarbrough, UM
Week 10 . . . . . Blake Austin, AU
Week 11 . . . . . JaCoby Jones, LS
Week 12 . . . . . Anthony Gomez, VU
Week 13 . . . . . Mason Katz, LS

Pitcher
Week 1 . . . . . Barrett Astin, AR
Week 2 . . . . . Michael Roth, SC
. . . . . Bobby Wahl, UM
Week 3 . . . . . Alex Wood, UG
Week 4 . . . . . Kevin Gausman, LS
Week 5 . . . . . Chris Stratton, MS
Week 6 . . . . . Zack Godley, UT
Week 7 . . . . . Brent Bonvillain, LS
Week 8 . . . . . Ryan Eades, LS
Week 9 . . . . . Kendall Graveman, MS
Week 10 . . . . . Chris Stratton, MS
Week 11 . . . . . Alex Wood, UG
Week 12 . . . . . Kevin Gausman, LS
Week 13 . . . . . DJ Baxendale, AR

Freshman
Week 1 . . . . . Taylor Gushue, UF
Week 2 . . . . . Ben Moore, UA
Week 3 . . . . . Taylor Gushue , UF
Week 4 . . . . . D. Henderson, MS
Week 5 . . . . . A.J. Reed, UK
Week 6 . . . . . Justin Kamplain, UA
Week 7 . . . . . J. Montgomery, SC
Week 8 . . . . . Grayson Greiner, SC
Week 9 . . . . . Ben Moore, UA
Week 10 . . . . . Spencer Turnbull, UA
Week 11 . . . . . Casey Turgeon, UF
Week 12 . . . . . Sam Mahar, UK
Week 13 . . . . . Jacob Lindgren, MS

2013
Player
Week 1 . . . . . Zack Powers, UF
. . . . . J.T. Riddle, UK
Week 2 . . . . . LB Dantzler, SC
Week 3 . . . . . A.J. Reed, UK
Week 4 . . . . . Joey Pankake, SC
Week 5 . . . . . Mason Katz, LS
Week 6 . . . . . Alex Bregman, LS
Week 7 . . . . . Mason Katz, LS
Week 8 . . . . . Keaton Steele, MU
Week 9 . . . . . Hunter Renfroe, MS
Week 10 . . . . . Nick Ammirati, MS
Week 11 . . . . . Damek Tomscha, AU
Week 12 . . . . . Tony Kemp, VU

Pitcher
Week 1 . . . . . Bobby Wahl, UM
Week 2 . . . . . Philip Pfeifer, VU
Week 3 . . . . . Kevin Ziomek, VU
Week 4 . . . . . Kevin Ziomek, VU
Week 5 . . . . . Keaton Steele, MU
Week 6 . . . . . Ryne Stanek, AR
Week 7 . . . . . Jonathon Crawford, UF
Week 8 . . . . . Kendall Graveman, MS
Week 9 . . . . . Zack Godley, UT
Week 10 . . . . . Aaron Nola, LS
. . . . . Bobby Wahl, UM
Week 11 . . . . . Aaron Nola, LS
Week 12 . . . . . D. Mengden, AM
. . . . . Mike Mayers, UM

Freshman
Week 1 . . . . . Mikey White, UA
Week 2 . . . . . Colin Poche, AR
Week 3 . . . . . J. Moroney, AM
Week 4 . . . . . Trey Killian, AR
Week 5 . . . . . Georgie Salem, UA
Week 6 . . . . . Matt Kent, AM
Week 7 . . . . . Tyler Spoon, AR
Week 8 . . . . . Max Schrock, SC
Week 9 . . . . . Harrison Bader, UF
Week 10 . . . . . Jack Wynkoop, SC
Week 11 . . . . . Hunter Melton, AM
Week 12 . . . . . Jordan Ebert, AU

2014
Player
Week 1 . . . . . Will Allen, UM
Week 2 . . . . . AJ Reed, UK
Week 3 . . . . . Will Maddox, UT
Week 4 . . . . . Nick Senzel, UT
Week 5 . . . . . Vince Conde, VU
Week 6 . . . . . Micheal Thomas, UK

SEC WEEKLY HONORS

Week 7 . . . . . Grayson Greiner, SC
Week 8 . . . . . AJ Reed, UK
Week 9 . . . . . Eric Anderson, MU
Week 10 . . . . . Conner Hale, LS
Week 11 . . . . . Auston Bousfield, UM
Week 12 . . . . . Casey Turgeon, UF
Week 13 . . . . . Vince Conde, VU

Pitcher
Week 1 . . . . . Wil Crowe, SC
Week 2 . . . . . Aaron Nola, LS
Week 3 . . . . . Ross Mitchell, MS
. . . . . Brett Graves, MU
Week 4 . . . . . Aaron Nola, LS
Week 5 . . . . . Ross Mitchell, MS
Week 6 . . . . . Trey Killian, AR
Week 7 . . . . . Keaton Steele, MU
. . . . . Jon Keller, UA
Week 8 . . . . . Jalen Beeks, AR
. . . . . Chris Oliver, AR
. . . . . Aaron Nola, LS
Week 9 . . . . . Justin Kamplain, UA
Week 10 . . . . . Logan Salow, UK
Week 11 . . . . . Aaron Rhodes, UF
Week 12 . . . . . Ryan Lawlor, UG
. . . . . Ross Mitchell, MS
Week 13 . . . . . Robert Tyler, UG

Freshman
Week 1 . . . . . Bryan Reynolds, VU
Week 2 . . . . . Wil Crowe, SC
Week 3 . . . . . Keegan Thompson, AU
Week 4 . . . . . Robert Tyler, UG
Week 5 . . . . . Thomas Burrows, UA
Week 6 . . . . . Jared Poche', LS
Week 7 . . . . . Robert Tyler, UG
Week 8 . . . . . Hunter Webb, UA
Week 9 . . . . . A.J. Puk, UF
Week 10 . . . . . Thomas Burrows, UA
Week 11 . . . . . Jake Fraley, LS
Week 12 . . . . . Nick Banks, AM
Week 13 . . . . . Logan Shore, UF

2015
Player
Week 1 . . . . . Harrison Bader, UF
Week 2 . . . . . Kade Scivicque, LS
. . . . . Buddy Reed, UF
Week 3 . . . . . Anfernee Grier. AU
. . . . . Zander Wiel, VU
Week 4 . . . . . Conner Hale, LS
Week 5 . . . . . Rhett Wiseman, VU
Week 6 . . . . . Kyle Barrett, UK
Week 7 . . . . . Zander Wiel, VU
Week 8 . . . . . Christin Stewart, UT
Week 9 . . . . . JJ Schwarz, UF
Week 10 . . . . . Andrew Benintendi, AR
Week 11 . . . . . Zander Wiel, VU
Week 12 . . . . . Mitchell Nau, AM
Week 13 . . . . . Marcus Mooney, SC
Week 14 . . . . . Chris Chinea, LS
. . . . . Sikes Orvis, UM

Pitcher
Week 1 . . . . . Reggie McClain, MU
Week 2 . . . . . Reggie McClain, MU
Week 3 . . . . . Vince Tatum, MS
. . . . . Kyle Cody, UK
Week 4 . . . . . Grayson Long, AM
Week 5 . . . . . Wil Crowe, SC
. . . . . Bret Marks, UT
Week 6 . . . . . Grayson Long, AM
. . . . . Reggie McClain, MU
Week 7 . . . . . Spencer Jack, UK
Week 8 . . . . . Tanner Houck, MU
Week 9 . . . . . Keegan Thompson, AU
. . . . . Scott Weathersby, UM
Week 10 . . . . . Cole Lipscomb, AU
Week 11 . . . . . Zack Brown, UK
Week 12 . . . . . Keaton McKinney, AR
Week 13 . . . . . Carson Fulmer, VU
. . . . . Wyatt Short, UM
Week 14 . . . . . Carson Fulmer, VU

Freshman
Week 1 . . . . . Alex Lange, LS
Week 2 . . . . . Ryan Gridley, MS
Week 3 . . . . . JJ Schwarz, UF
Week 4 . . . . . Riley Mahan, UK
Week 5 . . . . . Alex Lange, LS
Week 6 . . . . . Will Golsan, UM
Week 7 . . . . . Mike Rivera, UF
Week 8 . . . . . Kyle Wright, VU
. . . . . Austin Bain, LS
Week 9 . . . . . Cody Henry, UA
Week 10 . . . . . Zach Logue, UK
Week 11 . . . . . Jeren Kendall, VU
Week 12 . . . . . Brett Bond, MU
Week 13 . . . . . Alex Lange, LS
Week 14 . . . . . Keaton McKinney, AR

2016
Player
Week 1 . . . . . Jeren Kendall, VU
Week 2 . . . . . Michael Bernall, AR
. . . . . John Jones, SC
Week 3 . . . . . Evan White, UK
Week 4 . . . . . Brent Rooker, MS
Week 5 . . . . . John Jones, SC
Week 6 . . . . . Evan White, UK
Week 7 . . . . . Jordan Rodgers, UT
Week 8 . . . . . Hunter Melton, AM
Week 9 . . . . . Nick Banks, AM
Week 10 . . . . . Gene Cone, SC
Week 11 . . . . . J.B. Woodman, UM
Week 12 . . . . . Nathaniel Lowe, MS
Week 13 . . . . . Ryne Birk, AM
Week 14 . . . . . Nick Senzel, UT

Pitcher
Week 1 . . . . . Alex Lange, LS
Week 2 . . . . . Logan Shore, UF
Week 3 . . . . . Clarke Schmidt, SC
Week 4 . . . . . Alex Faedo, UF
. . . . . Jordan Sheffield, VU
Week 5 . . . . . Dakota Hudson, MS
Week 6 . . . . . Tanner Houck, MO
Week 7 . . . . . Dakota Hudson, MS
. . . . . Robert Tyler, UG
Week 8 . . . . . Tanner Houck, MO
Week 9 . . . . . Justin Camp, AU
. . . . . Jordan Sheffield, VU
Week 10 . . . . . Logan Shore, UF
. . . . . Dominic Taccolini, AR
Week 11 . . . . . Jordan Sheffield, VU
Week 12 . . . . . Kyle Simonds, AM
Week 13 . . . . . Kyle Wright, VU
Week 14 . . . . . Dakota Hudson, MS

Freshman
Week 1 . . . . . Tristan Pompey, UK
. . . . . Kevin Smith, UG
Week 2 . . . . . Connor Brumfield, MO
Week 3 . . . . . Brian Sharp, MO
Week 4 . . . . . Adam Hill, SC
Week 5 . . . . . Chandler Taylor, UA
Week 6 . . . . . Braden Webb, SC
Week 7 . . . . . Braden Webb, SC
Week 8 . . . . . Jake Mangum, MS
Week 9 . . . . . Michael Curry, UG
Week 10 . . . . . James McArthur, UM
Week 11 . . . . . Braden Webb, SC
Week 12 . . . . . Brennan Breaux, LS
. . . . . Sean Hjelle, UK
Week 13 . . . . . Michael Curry, UG
Week 14 . . . . . Antoine Duplantis, LS

2017
Player
Week 1 . . . . . Ryan Olenek, UM
Week 2 . . . . . Brent Rooker, MS
Week 3 . . . . . Riley Mahan, UK
Week 4 . . . . . Cole Freeman, LS
. . . . . Robbie Glendinning, MO
Week 5 . . . . . Antoine Duplantis, LS
Week 6 . . . . . Jeren Kendall, VU
Week 7 . . . . . Brent Rooker, MS
Week 8 . . . . . Brent Rooker, MS
Week 9 . . . . . Luke Bonfield, AR
Week 10 . . . . . Josh Anthony, AU
. . . . . Riley Mahan, UK
Week 11 . . . . . Jonah Todd, AU
Week 12 . . . . . Chandler Taylor, UA
Week 13 . . . . . Riley Mahan, UK
Week 14 . . . . . Kramer Robertson, LS

Pitcher
Week 1 . . . . . Jared Poche', LS
Week 2 . . . . . Alex Faedo, UF
Week 3 . . . . . Keegan Thompson, AU
Week 4 . . . . . David Parksinson, UM
Week 5 . . . . . Sean Hjelle, UK
Week 6 . . . . . Logan Salow, UK
Week 7 . . . . . Brigham Hill, AM
Week 8 . . . . . Eric Walker, LS
Week 9 . . . . . Kyle Wright, VU
Week 10 . . . . . Alex Faedo, UF
Week 11 . . . . . James McArthur, UM
Week 12 . . . . . Trevor Stephan, AR
Week 13 . . . . . Alex Lange, LS
Week 14 . . . . . Cole Bartlett, MO

Freshman
Week 1 . . . . . Braden Shewmake, AM
Week 2 . . . . . Justin Ammons, UT
Week 3 . . . . . Logan Foster, AM
Week 4 . . . . . Drake Fellows, VU
Week 5 . . . . . Will Holland, AU
. . . . . T.J. Sikkema, MO
Week 6 . . . . . Davis Daniel, AU
Week 7 . . . . . Cam Shepherd, UG
Week 8 . . . . . Hunter Coleman, AM
Week 9 . . . . . Austin Langworthy, UF
Week 10 . . . . . Ryan Rolison, UM
Week 11 . . . . . Braden Shewmake, AM
Week 12 . . . . . Zach Watson, LS
Week 13 . . . . . Chris Cornelius, MO
Week 14 . . . . . Zach Hess, LS
. . . . . T.J. Sikkema, MO

2018
Player
Week 1 . . . . . Carson Shaddy, AR
Week 2 . . . . . Keegan McGovern, UG
. . . . . Brian Sharp, MO
Week 3 . . . . . Luke Heyer, UK
Week 4 . . . . . Troy Squires, UK
Week 5 . . . . . Jax Biggers, AR
Week 6 . . . . . Luke Heyer, UK
Week 7 . . . . . Jonathan India, UF
Week 8 . . . . . Tristan Pompey, UK
Week 9 . . . . . JJ Schwarz, UF
. . . . . Austin Bain, LS
Week 10 . . . . . Wil Dalton, UF
Week 11 . . . . . Kole Cottom, UK
Week 12 . . . . . Adam Sasser, UG
Week 13 . . . . . Tyler Keenan, UM
Week 14 . . . . . Will Holland, AU

Pitcher
Week 1 . . . . . Ryan Rolison, UM
Week 2 . . . . . Adam Hill, SC
Week 3 . . . . . Bryce Montes De Oca, MO
Week 4 . . . . . Casey Mize, AU
Week 5 . . . . . Casey Mize, AU
Week 6 . . . . . Mason Hickman, VU
Week 7 . . . . . Parker Caracci, UM
Week 8 . . . . . Mitchell Kilkenny, AM
. . . . . Michael Plassmeyer, MO
Week 9 . . . . . Chris Machamer, UK
Week 10 . . . . . Justin Lewis, UK
Week 11 . . . . . Barrett Loseke, AR
Week 12 . . . . . Casey Mize, AU
. . . . . Brady Singer, UF
Week 13 . . . . . Cody Morris, SC
Week 14 . . . . . Kevin Smith,UG
. . . . . Jake Walters, UA

Freshman
Week 1 . . . . . Zach DeLoach, AM
Week 2 . . . . . Zach DeLoach, AM
Week 3 . . . . . Casey Martin, AR
Week 4 . . . . . Jayson Gonzalez, VU
Week 5 . . . . . Casey Martin, AR
Week 6 . . . . . Ryan Webb, UG
Week 7 . . . . . Tyler Keenan, UM
. . . . . Ma'Khail Hilliard, LS
Week 8 . . . . . Tyler Keenan, UM
Week 9 . . . . . Austin Martin, VU
Week 10 . . . . . Steven Williams, AU
. . . . . Logan Chapman, SC
Week 11 . . . . . Zach DeLoach, AM
Week 12 . . . . . AJ Labas, LS
Week 13 . . . . . Daniel Cabrera, LS
Week 14 . . . . . Tanner Allen, MS

2019
Player
Week 1 . . . . . Austin Martin, VU
Week 2 . . . . . Thomas Dillard, UM
Week 3 . . . . . TJ Hopkins, SC
Week 4 . . . . . Tucker Maxwell, UG
Week 5 . . . . . Elijah MacNamee, MS
Week 6 . . . . . Jordan Westburg, MS
Week 7 . . . . . Chris Reid, LS
. . . . . JJ Bleday, VU
Week 8 . . . . . Josh Smith, LS
Week 9 . . . . . TJ Collett, UK
Week 10 . . . . . Casey Martin, AR
Week 11 . . . . . Jake Mangum, MS
Week 12 . . . . . Cooper Johnson, UM
Week 13 . . . . . Andre Lipcius, UT
Week 14 . . . . . Stephen Scott, VU

Pitcher
Week 1 . . . . . John Doxakis, AM
Week 2 . . . . . Zach Linginfelter, UT
Week 3 . . . . . Tanner Burns, AU
Week 4 . . . . . Jack Owen, AU
Week 5 . . . . . Christian Roa, AM
Week 6 . . . . . Drake Fellows, VU
Week 7 . . . . . Zack Thompson, UK
Week 8 . . . . . Sam Finnerty, UA
. . . . . Tony Locey, UG
Week 9 . . . . . Garrett Stallings, UT
Week 10 . . . . . Emerson Hancock, UG
Week 11 . . . . . TJ Sikkema, MO
Week 12 . . . . . Ethan Small, MS
Week 13 . . . . . Drake Fellows, VU
. . . . . Tony Locey, UG
Week 14 . . . . . Jack Leftwich, UF
. . . . . Garrett Stallings, UT

Freshman
Week 1 . . . . . Jaden Hill, LS
Week 2 . . . . . JT Ginn, MS
. . . . . Kendrick Calilao, UF
Week 3 . . . . . JT Ginn, MS
. . . . . Brett Kerry, SC
Week 4 . . . . . Ty Coleman, AM
Week 5 . . . . . Kendrick Calilao, UF
Week 6 . . . . . Jacob Nesbit, AR
Week 7 . . . . . Christian Scott, UF
Week 8 . . . . . Doug Nikhazy, UM
Week 9 . . . . . Kumar Rocker, VU
Week 10 . . . . . Cole Henry, LS
. . . . . Connor Noland, AR
Week 11 . . . . . Doug Nikhazy, UM
Week 12 . . . . . Ryan Bliss, AU
. . . . . Cole Wilcox, UG
Week 13 . . . . . Brett Kerry, SC
Week 14 . . . . . Joseph Menefee, AM
. . . . . Landon Marceaux, LS

2020
Player
Week 1 . . . . . Heston Kjerstad, AR
. . . . . Cael Baker, UM
Week 2 . . . . . Bryce Blaum, AM
. . . . . Robert Moore, AR
Week 3 . . . . . Tucker Bradley, UG
Week 4 . . . . . T.J. Collett, UK
. . . . . Tyler Keenan, UM
Week 5 . . . . . Tyler Keenan, UM

Pitcher
Week 1 . . . . . Connor Noland, AR
Week 2 . . . . . Doug Nikhazy, UM
Week 3 . . . . . Cole Wilcox, UG
. . . . . Braden Forsythe, UM
Week 4 . . . . . Asa Lacy, AM
Week 5 . . . . . Spencer Price, MS

Freshman
Week 1 . . . . . Owen Diodati, UA
. . . . . Christian MacLeod, MS
Week 2 . . . . . Jack Leiter, VU
. . . . . Josh Rivera, UF
Week 3 . . . . . Peyton Wilson, UA
Week 4 . . . . . Nathan Hickey, UF
Week 4 . . . . . Hayden Dunhurst, UM
. . . . . Robert Moore, AR

ALL-SEC TEAMS

1951
Mike Mizerany, Alabama 1B
Chappel Rhino, Ga. Tech 2B
Bob Lusk, Ga. Tech. 3B
Dan Murphy, Miss. State . . . . . SS
Jim Umbricht, Georgia (tie) . . . . . SS
George Howell, Alabama . . . . . UT
Frank Ramsey, Kentucky . . . . . LF
Bert Rechichar, Tennessee . . . . . CF
Dud Rushing, Florida . . . . . RF
G.P. Anderson, Tennessee C
Gene Murphy, LSU C
John Huffstutler, Tennessee . . . . . P
Olin Briscoe, Ole Miss . . . . . P
Bill Letchworth, Auburn . . . . . P

1952
Charles Keller, Kentucky 1B
Jim Hirsch, Florida 2B
B.B. Hopkins, Tennessee 3B
Dan Murphy, Miss. State . . . . . SS
Inman Veal, Auburn . . . . . UT
Frank Ramsey, Kentucky . . . . . LF
Bobby Carr, Alabama . . . . . CF
Harry Babcock, Georgia . . . . . RF
Haywood Sullivan, Florida. C
Jerry Marchand, LSU. C
Benny McArdle, LSU . . . . . P
Ray Weidenbacher, Tulane. . . . . P
John Huffstutler, Tennessee . . . . . P

1953
Pete Vogt, Tulane 1B
Frank Bragan, Miss. State 2B
B.B. Hopkins, Tennessee 3B
Reggie Andrews, Georgia . . . . . SS
Chappel Rhino, Ga. Tech . . . . . UT
Frank Ramsey, Kentucky . . . . . LF
Jack Reed, Ole Miss . . . . . CF
Lewis Gilardoni, Miss. State. . . . . RF
Jerry Marchand, LSU. C
Bobby Barnes, Florida. C
Jack Roberts, Georgia . . . . . P
Harry Coe, Florida . . . . . P
Curt Monroe, Miss. State . . . . . P

1954
Lou Pesce, Florida 1B
Bernie Schreiber, Ole Miss 2B
Jim Pyburn, Auburn 3B
Miles Willard, Kentucky. . . . . SS
Reggie Andrews, Georgia . . . . . UT
Wayne Clark, Florida (tie) . . . . . UT
Jackie Parker, Miss. State. . . . . LF
Doug Dickey, Auburn . . . . . CF
Larry Morris, Ga. Tech . . . . . RF
Braxton Nail, Miss. State C
Don Lloyd, Tulane. C
Paul Susce, Auburn. . . . . P
Charles Hawkins, Vanderbilt . . . . . P
Gene Lary, Alabama. . . . . P
Rudy Simpson, Florida (tie) . . . . . P

1955
Frank McNally, Miss. State. 1B
Bernie Schreiber, Ole Miss 2B
Herb Kosten, Alabama 3B
Reggie Andrews, Georgia . . . . . SS
Bobby McCauley, Ga. Tech . . . . . UT
Bobby Barnes, Alabama . . . . . LF
Bobby Hunt, Alabama . . . . . CF
Doug Dickey, Auburn . . . . . RF
Braxton Nail, Miss. State C
Jerry Bilyk, Florida C
Gene Lary, Alabama. . . . . P
Allen Parrish, Georgia. . . . . P
J.P. Anderson, Alabama. . . . . P

1956
Sonny Saye, Georgia 1B
Bernie Schreiber, Ole Miss 2B
Herb Kosten, Alabama 3B
Jack Kubiszyn, Alabama . . . . . SS
Lane Akers, Ga. Tech . . . . . SS
Billy Kinard, Ole Miss . . . . . UT
Bobby Barnes, Alabama . . . . . LF
Eddie Crawford, Ole Miss . . . . . CF
Alton Shell, Auburn. . . . . RF
Jerry Bilyk, Florida C
Gene Simpson, Tennessee. C
Frank Roland, Alabama . . . . . P
Dale Willis, Florida . . . . . P
Joe Gibbon, Ole Miss. . . . . P
Paul Susce, Alabama (tie) . . . . . P
Rudy Simpson, Florida (tie) . . . . . P

1957
Fred Frickle, Alabama 1B
Don Gardiner, Miss. State 2B
John Menger, Ga. Tech. 3B
Jack Kubiszyn, Alabama . . . . . SS
Lane Akers, Ga. Tech . . . . . UT
Wendell Tarleton, Georgia . . . . . LF
John Lee Gainey, Ole Miss . . . . . CF
Rex Frederick, Auburn . . . . . RF
Bob Gregor, Vanderbilt C
Tony Reginelli, Tulane C
Frank Roland, Alabama . . . . . P
Buddy Blemken, Ga. Tech . . . . . P
Burt Touchberry, Florida . . . . . P

1958
Jim Boring, Miss. State 1B
Al White, LSU. 2B
Doug Litton, Miss. State 3B
Jack Kubiszyn, Alabama . . . . . SS
Bobby Ledford, Alabama. . . . . UT
Bernie Parrish, Florida. . . . . LF
Charlie Turner, Miss. State. . . . . CF
L.F. Lanier, Auburn . . . . . RF
Pat Duke, Auburn C
Bobby Barnes, Florida. C
Red Roberts, Auburn . . . . . P
Ray Oestricher, Florida . . . . . P
Bob Loftin, LSU. . . . . P

1959
Perry McGriff, Florida 1B
Mike Thomas, Ga. Tech 2B
Jake Gibbs, Ole Miss 3B
Dickie Parsons, Kentucky. . . . . SS
Ken Chapman, Alabama . . . . . UT
Tommy Lewis, Georgia . . . . . LF
Bobby Geissinger, Florida . . . . . CF
Roger Kaiser, Ga. Tech . . . . . RF
George Inman, Ga. Tech C
Bob Khayat, Ole Miss C
Buddy Blemker, Ga. Tech . . . . . P
Ray Weidenbacher, Tulane. . . . . P
Larry Williams, Ole Miss . . . . . P
Jerry Sharp, Kentucky . . . . . P

1960
Ron Overcash, Florida 1B
Jim Douglas, Auburn 2B
Jake Gibbs, Ole Miss 3B
Gene Gianni, Alabama . . . . . SS
Gary Dempsey, Miss. State . . . . . UT
Billy Jones, Ole Miss. . . . . OF
Perry McGriff, Florida . . . . . OF
Ken Chapman, Alabama . . . . . OF
George Inmans, Ga. Tech. C
Bobby Khayat, Ole Miss C
Larry Williams, Ole Miss . . . . . P
Ed Chambless, Ga. Tech. . . . . P
Alan Koch, Auburn . . . . . P

1961

All-SEC
Don Porter, Ole Miss. 1B
Jim Douglas, Auburn 2B
Jake Gibbs, Ole Miss 3B
Dickie Parsons, Kentucky. . . . . SS
Milledge White, Georgia. . . . . UT
Larry Nichols, Auburn . . . . . OF
John Bailey, LSU. . . . . OF
Charlie Thompson, Ga. Tech. . . . . OF
C.W. Price, Florida . . . . . OF
Paul Bocher, Florida C
Bob Cornett, Tulane C
Allen Smith, LSU. . . . . P
Charlie Loyd, Kentucky . . . . . P
Dennis Aust, Florida . . . . . P

Eastern Division
Jack Anderson, Auburn 1B
Jim Douglas, Auburn 2B
Milledge White, Georgia. 3B
Dickie Parsons, Kentucky. . . . . SS
Larry Nichols, Auburn . . . . . OF
Tommy Vandiver, Georgia . . . . . OF
Charlie Thompson, Ga. Tech. . . . . OF
Billy Williamson, Ga. Tech. . . . . UT
C.W. Price, Florida . . . . . UT
Paul Booher, Florida C
Allen Feldhaus, Kentucky. C
Charlie Loyd, Kentucky . . . . . P
Dennis Aust, Florida . . . . . P
Jim Boyd, Auburn. . . . . P

Western Division
Don Porter, Ole Miss. 1B
Don Pope, Miss. State. 2B
Jake Gibbs, Ole Miss 3B
Larry Edmonson, LSU . . . . . SS
John Bailey, LSU. . . . . OF
Ken Chapman, Alabama . . . . . OF
Doug Elmore, Ole Miss . . . . . OF
Larry Brannon, Miss. State. . . . . UT
Frank Dempsey, Miss. State . . . . . UT
Bob Cornett, Tulane C
Nathan Bedford, Alabama C
Allen Smith, LSU. . . . . P
Bobby Siedell, Ole Miss . . . . . P
Lynn Amadee, LSU . . . . . P

1962

All-SEC
John Gher, Ga. Tech 1B
Jerry Ellis, Alabama 2B
Hal Green, Miss. State 3B
Donnie Kessinger, Ole Miss. . . . . SS
Tom Moore, Florida. . . . . UT
Larry Nichols, Auburn . . . . . OF
Bill Etheridge, Miss. State . . . . . OF
Glen Baker, Alabama . . . . . OF
Ronnie Braddock, Georgia . . . . . OF
Len Scheinholt, Florida C
Art Nester, Miss. State C
Frank Montgomery, Miss. State . . . . . P
Allen Smith, LSU. . . . . P
Jerry Nicholson, Florida . . . . . P

Eastern Division
Joe Gher, Ga. Tech 1B
Ken Hudgens, Tennessee. 2B
Tom Moore, Florida 3B
Joey Miller, Georgia . . . . . SS
Wayne Fowler, Auburn . . . . . UT
Larry Nichols, Auburn . . . . . OF
Al Lopez, Florida . . . . . OF
Ronnie Braddock, Georgia . . . . . OF
John Maddox, Tennessee . . . . . OF
Len Scheinholt, Florida C
Richie Conliff, Ga. Tech C
Joe Overton, Auburn . . . . . P
Jerry Nicholson, Florida . . . . . P
Jim Herbert, Tennessee . . . . . P

Western Division
Ronnie Norton, Miss. State 1B
Jerry Ellis, Alabama 2B
Hal Green, Miss. State 3B
Donnie Kessinger, Ole Miss. . . . . SS
Larry Edmondsaon, LSU . . . . . UT
Glen Baker, Alabama . . . . . OF
Bill Etheridge, Miss. State . . . . . OF
Jimmy Field, LSU . . . . . OF
Johnny Cantrell, Miss. State. . . . . OF
Bob Cornett, Tulane C
Art Nester, Miss. State C
Frank Montgomery, Miss. State . . . . . P
Allen Smith, LSU. . . . . P
Earl Griffin, Alabama . . . . . P

1963

All-SEC
Bill Etheridge, Miss. State 1B
Carol Lenoux, Florida 2B
Tom Moore, Florida 3B
Donnie Kessinger, Ole Miss. . . . . SS
Wayne Meadows, Florida . . . . . UT
Jim Bachus, Auburn . . . . . OF
Gene Achord, LSU . . . . . OF
Ashton Wells, Alabama . . . . . OF
Ronnie Braddock, Georgia . . . . . OF
George Shuford, Tennessee. C
Vic Svetlay, Auburn C
Joe Overton, Auburn . . . . . P
Danny Eggart, Florida. . . . . P
Tommy Keyes, Ole Miss . . . . . P

Eastern Division
Cotton Nash, Kentucky 1B
Carol Lenoux, Florida 2B
Tom Moore, Florida 3B
Otis Bibb, Auburn. . . . . SS
Elliott Hembree, Vanderbilt . . . . . UT
Jack Ervin, Tennessee . . . . . LF
Jim Bachus, Auburn . . . . . CF
Ron Braddock, Georgia . . . . . RF
Jimmy Adams, Ga. Tech . . . . . UT
George Shuford, Tennessee. C
Vic Svetley, Auburn C
Joe Overton, Auburn . . . . . P
Danny Eggart, Florida. . . . . P
Don Pierce, Georgia. . . . . P

Western Division
Bill Etheridge, Miss. State 1B
Mike Box, Alabama 2B
David Jennings, Ole Miss 3B
Donnie Kessinger, Ole Miss. . . . . SS
Wayne Meadows, Miss State . . . . . UT
Freddie Roberts, Ole Miss . . . . . LF
Gene Achord, LSU . . . . . CF
Shelton Wells, Alabama . . . . . RF
Bobby Neider, Tulane . . . . . UT
Buddy French, Alabama C
Charles Smith, Miss. State C
Doug Hutton, Miss. State . . . . . P
Wiley Diel, LSU . . . . . P

1964

All-SEC
Tommy Keyes, Ole Miss 1B
Jimmy Martin, Auburn. 2B
Jim Barfield, Auburn 3B
Donnie Kessinger, Ole Miss. . . . . SS
Otis Bibb, Auburn. . . . . UT
Glenn Lusk, Ole Miss . . . . . OF
Mickey Andrews, Alabama . . . . . OF
Jack Ervin, Tennessee . . . . . OF
Bill Blomgren, Florida . . . . . OF
Harry Doles, Auburn. C

Buddy French, Alabama C
Jimmy Crysel, Auburn . . . . . P
Richie Prine, Ole Miss . . . . . P
Steve George, LSU . . . . . P

Eastern Division
Tom Shannon, Florida. 1B
Jimmy Martin, Auburn. 2B
Jimmy Barfield, Auburn 3B
Otis Bibb, Auburn. . . . . SS
Jim Bonin, Kentucky . . . . . UT
Jack Ervin, Tennessee . . . . . OF
Jim Bachus, Auburn . . . . . OF
Dink Haire, Auburn. . . . . OF
Bill Blomgren, Florida . . . . . OF
Harry Doles, Auburn. C
Dave Porter, Florida C
Jim Crysel, Auburn . . . . . P
Steve Calloway, Kentucky . . . . . P
Charles Anderson, Florida. . . . . P

Western Division
Tommy Keyes, Ole Miss 1B
Billy Sumrall, Ole Miss 2B
Harry Morel, LSU 3B
Donnie Kessinger, Ole Miss. . . . . SS
Wayne Meadows, Miss State . . . . . UT
Glen Lusk, Ole Miss . . . . . OF
Mickey Andrews, Alabama . . . . . OF
Gene Achord, LSU . . . . . OF
Fred Roberts, Ole Miss . . . . . OF
Buddy French, Alabama C
Dennis Malpass, Tulane C
Richie Prine, Ole Miss . . . . . P
Steve Georgie, LSU . . . . . P
Frank Chambers, Ole Miss . . . . . P

1965

All-SEC
Jimmy Yawn, Ole Miss 1B
Pete McKenzie, Auburn 2B
Randy Embry, Kentucky 3B
Dave Flettrich, Tulane . . . . . SS
Jim Monin, Kentucky. . . . . UT
Allen Trammell, Florida . . . . . OF
Del Unser, Miss. State . . . . . OF
Dink Haire, Auburn. . . . . OF
Mike Burns, Miss. State . . . . . OF
Buddy French, Alabama C
Harry Doles, Auburn. C
Monte Sharpe, Auburn . . . . . P
John Olagues, Tulane. . . . . P
Ken Tatum, Miss. Tate . . . . . P

Eastern Division
Tom Shannon, Florida. 1B
Pete McKenzie, Auburn 2B
Randy Embry, Kentucky 3B
Jim Monin, Kentucky. . . . . SS
Tom Reid, Georgia . . . . . UT
Allen Trammell, Florida . . . . . OF
Dink Haire, Auburn. . . . . OF
Frank Fryer, Auburn. . . . . OF
Danny Neff, Tennessee . . . . . OF
Harry Doles, Auburn. C
Pete Fritsch, Kentucky C
Monte Sharpe, Auburn . . . . . P
Bill Ferrell, Tennessee . . . . . P
Kenny Lewis, Kentucky. . . . . P

Western Division
Jimmy Yawn, Ole Miss 1B
Billy Sumrall, Ole Miss 2B
Johnny Mosley, Alabama. 3B
Dave Flettrich, Tulane . . . . . SS
Don Bell, Miss. State. . . . . UT
Del Unser, Miss. State . . . . . OF
Mike Burns, Miss. State . . . . . OF
Jim McGill, Tulane . . . . . OF
Charlie Williams, Ole Miss . . . . . OF
Buddy French, Alabama C
Joe Weible, Tulane C
Ken Tatum, Miss. State . . . . . P
Frank Chambers, Miss. State . . . . . P
John Olagues, Tulane. . . . . P

1966

All-SEC
Joe McCorqudale, Alabama 1B
Ronnie Scott, Tulane 2B
Don Bell, Miss. State. 3B
Scotty Long, Auburn . . . . . SS
Jimmy Yawn, Ole Miss . . . . . UT
Jack Ervin, Tennessee . . . . . OF
Frank Fryer, Auburn. . . . . OF
Del Unser, Miss. State . . . . . OF
Mike Roos, Tulane . . . . . OF
Pete Fritsch, Kentucky C
Chet Bergalowski, Ole Miss. C
Ken Tatum, Miss. State . . . . . P
Scotty Hasler, Ole Miss . . . . . P
Q.V. Lowe, Auburn . . . . . P

Eastern Division
John Burpo, Tennessee 1B
Bruce Moore, Florida 2B
Ralph Wells, Auburn 3B
Scotty Long, Auburn . . . . . SS
Darryl Lowe, Tennessee . . . . . UT
Jack Ervin, Tennessee . . . . . OF
Frank Fryer, Auburn. . . . . OF
Bob O'Callaghan, Georgia . . . . . OF
Jim Frazier, Florida . . . . . OF
Pete Fritsch, Kentucky C
Jack Kenworthy, Florida. C
Q.V. Lowe, Auburn . . . . . P
Mike Lawler, Tennessee . . . . . P
Kelly Prior, Florida. . . . . P

Western Division
Joe McCorqudale, Alabama 1B
Jimmy Yawn, Ole Miss 2B
Don Bell, Miss. State. 3B
Ronnie Scott, Tulane . . . . . SS
Gary Washington, Miss. State . . . . . UT
Del Unser, Miss. State . . . . . OF
Charlie Williams, Ole Miss . . . . . OF
Mike Roos, Tulane . . . . . OF
Glenn Lusk, Ole Miss . . . . . OF
Chet Bergalowski, Ole Miss. C
Frank Portera, Miss. State C
Ken Tatum, Miss. State . . . . . P
Scotty Hasler, Ole Miss . . . . . P
Bruce Baudler, LSU . . . . . P

1967

All-SEC
Gary Washington, Miss. State 1B
Jimmy Yawn, Ole Miss 2B
Greg Golden, Auburn. 3B
Richard Trapp, Florida . . . . . SS
Tommy Nichols, Ole Miss . . . . . UT
George Johnson, Alabama . . . . . OF
Rick Countryman, Auburn . . . . . OF
Mike Mondelli, Tennessee . . . . . OF
Steve Ogin, LSU. . . . . OF
Tom Giles, LSU. C
Ron Hicks, Kentucky C
Q.V. Lowe, Auburn . . . . . P
Freddy Glass, Alabama. . . . . P
Kelly Prior, Florida. . . . . P

Eastern Division
Terry Stroemer, Florida 1B
Pete McKenzie, Auburn 2B
Greg Golden, Auburn. 3B
Richard Trapp, Florida . . . . . SS
Scotty Long, Auburn . . . . . UT
Rick Countryman, Auburn . . . . . OF
Mike Mondelli, Tennessee . . . . . OF
Bobby Etter, Georgia . . . . . OF
Kit Bradshaw, Georgia . . . . . OF
Ron Hicks, Kentucky C
Ed Gross, Florida C
Q.V. Lowe, Auburn . . . . . P
Kelly Prior, Florida. . . . . P
Dave Tiller, Tennessee . . . . . P

Western Division
Gary Washington, Miss. State 1B
Jimmy Yawn, Ole Miss 2B
Ronnie Robinson, Ole Miss 3B
Tommy Nichols, Ole Miss . . . . . SS
Ken Beesley, Miss. State . . . . . UT
George Johnson, Alabama . . . . . OF
Jim Howarth, Miss. State . . . . . OF
Glen Lusk, Ole Miss . . . . . OF
Steve Ogin, LSU. . . . . OF
Tom Giles, LSU. C
Bobby Wade, Ole Miss C
Freddy Glass, Alabama. . . . . P
Denis Hall, Miss. State . . . . . P
Scotty Hasler, Ole Miss . . . . . P

1968

All-SEC
Frank Baldasare, Auburn. 1B
John Shaw, Ole Miss 2B
Stan Moss, Alabama. 3B
Richard Trapp, Florida . . . . . SS
Larry Fielder, Tennessee. . . . . UT
Bob Leake, LSU . . . . . OF
Jim Howarth, Miss. State . . . . . OF
George Simmons, Auburn. . . . . OF
Nick Nocosia, Florida. . . . . OF
Sam Fletcher, Miss. State. C
Mike Ovca, Florida C
Glenn Pickren, Florida . . . . . P
Eddie Propst, Alabama . . . . . P
Mike Innes, Alabama . . . . . P

Eastern Division
Frank Baldasare, Auburn. 1B
Larry Fielder, Tennesee 2B
Greg Golden, Auburn. 3B
Richard Trapp, Florida . . . . . SS
Rick Anderson, Kentucky . . . . . UT
Nick Nicosia, Florida . . . . . OF
George Simmons, Auburn. . . . . OF
Sam Ewing, Tennessee . . . . . OF
Jim Simpson, Georgia . . . . . OF
Mike Ovca, Florida C
Jim McBride, Tennessee C
Glen Pickren, Florida . . . . . P
Buddy Copeland, Georgia . . . . . O
John Hammett, Tennessee. . . . . P

Western Division
Ed McLarty, Ole Miss 1B
John Shaw, Ole Miss 2B
Stan Moss, Alabama. 3B
J.C. Ranelli, Alabama . . . . . SS
Ron Hunt, LSU . . . . . UT
Bob Leake, LSU . . . . . OF
Jim Howarth, Miss. State . . . . . OF
Bill Parker, Alabama . . . . . OF
Lee Moore, Ole Miss . . . . . OF
Sam Fletcher, Miss. State. C
Bobby Wade, Ole Miss C
Eddie Propst, Alabama . . . . . P
Mike Innes, Alabama . . . . . P
Brantley Jones, Miss. State. . . . . P

1969

All-SEC
Ed McLarty, Ole Miss 1B
Phil Garner, Tennessee 2B
Whitey Adams, Ole Miss. 3B
John Shafer, Auburn . . . . . SS
J.C. Ranelli, Alabama . . . . . UT
Sam Ewing, Tennessee . . . . . OF
Manuel Washington, Miss. State . . OF
Jack Traffanstedt, Alabama . . . . . OF
Mike Ovca, Florida C
Tom Giles, LSU. C
Jim Courier, Florida . . . . . P
Mike Innes, Alabama . . . . . P
Jimmy Lee, Tennessee . . . . . P

Eastern Division
Skip Lujack, Florida 1B
Phil Garner, Tennessee 2B
Rod Wright, Florida 3B
John Shafer, Auburn . . . . . SS
Jimmy Conn, Vanderbilt . . . . . UT
Sam Ewing, Tennessee . . . . . OF
Guy McTheny, Florida. . . . . OF
Bill Miller, Georgia . . . . . OF
Mike Ovca, Florida C
Andy Merchant, Auburn C
Jim Courier, Florida . . . . . P
Jimmy Lee, Tennessee . . . . . P
Elliott Jones, Vanderbilt . . . . . P

Western Division
Ed McLarty, Ole Miss 1B
John Shaw, Ole Miss 2B
Whitey Adams, Ole Miss. 3B
J.C. Ranelli, Alabama . . . . . SS
Bobbie Croswell, Miss. State . . . . . UT
Jack Traffanstedt, Alabama . . . . . OF
Manuel Washington, Miss. State . . OF
Tom Giles, LSU. C
Mike Innes, Alabama . . . . . P
Brantley Jones, Miss. State. . . . . P
Fred Setser, Ole Miss . . . . . P

1970

All-SEC
Jocko Potts, Miss. State 1B
John Shaw, Ole Miss 2B
Steve Tingle, Kentucky. 3B
Archie Manning, Ole Miss. . . . . SS
Phil Garner, Tennessee . . . . . UT
Sam Ewing, Tennessee . . . . . OF
Bobby Tucker, Tennessee . . . . . OF
Tony Dobies, Florida. . . . . OF
Dave Phares, Miss. State . . . . . UT
Fred Yilling, Miss. State C
Andy Merchant, Auburn C
Brantley Jones, Miss. State. . . . . P
Jimmy Lee, Tennessee . . . . . P
Bob Cannon, Georgia . . . . . P

ALL-SEC TEAMS

Eastern Division
Bill Winchester, Vanderbilt 1B
Phil Garner, Tennessee 2B
Steve Tingle, Kentucky. 3B
Pete Rancont, Auburn . . . . . SS
Steve Estep, Vanderbilt . . . . . UT
Sam Ewing, Tennessee . . . . . OF
Bobby Tucker, Tennessee . . . . . OF
Tony Dobies, Florida. . . . . OF
Mike Harrelson, Georgia . . . . . OF
Andy Merchant, Auburn C
Will Harman, Florida C
Jimmy Lee, Tennessee . . . . . P
Bobby Cannon, Georgia. . . . . P
Wayne Rogers, Florida . . . . . P

Western Division
Jocko Potts, Miss. State 1B
John Shaw, Ole Miss 2B
Whitey Adams, Ole Miss 3B
Archie Manning, Ole Miss. . . . . SS
Bobby Croswell, Miss. State. . . . . UT
Dave Phares, Miss. State . . . . . OF
Bill Bright, LSU . . . . . OF
Terry Dubose, LSU . . . . . OF
Tommy Magee, Ole Miss . . . . . OF
Fred Yilling, Miss. State C
M.A. McCoy, Ole Miss C
Brantley Jones, Miss. State. . . . . P
Kenny Kaurez, Ole Miss . . . . . P
Dennis Hall, Miss. State . . . . . P

1971

All-SEC
Bobby Tucker, Tennessee 1B
Steve Estep, Vanderbilt 2B
Phil Still, Miss. State 3B
Bobby Croswell, Miss. State. . . . . SS
Jerry Reasonover, Vanderbilt . . . . . UT
Joey Martin, Auburn . . . . . OF
Derek Bryant, Kentucky . . . . . OF
Ted Milton, Miss. State . . . . . OF
Craig Burns, LSU . . . . . OF
Andy Merchant, Auburn C
Dennis Starr, Ole Miss C
Mike Profitt, Miss. State . . . . . P
Jeff Peeples, Vanderbilt . . . . . P
Jerry Thompson, Miss. State . . . . . P

Eastern Division
Bobby Tucker, Tennessee 1B
Steve Estep, Vanderbilt 2B
Jerry Reasonover, Vanderbilt 3B
Pete Rancont, Auburn . . . . . SS
Arch Johnson, Georgia. . . . . UT
Derek Bryant, Kentucky . . . . . OF
Joey Martin, Auburn . . . . . OF
Roger McKinney, Tennessee. . . . . OF
Dave Blair, Kentucky . . . . . OF
Andy Merchant, Auburn C
Will Harmon, Florida C
Jeff Peeples, Vanderbilt . . . . . P
Mike Willis, Vanderbilt. . . . . P
Earl Nance, Auburn . . . . . P

Western Division
Zack Rogers, Alabama 1B
Dave Mewbourne, Alabama 2B
Phil Still, Miss. State 3B
Bobby Croswell, Miss. State. . . . . SS
Steve Dillard, Ole Miss . . . . . UT
Craig Burns, LSU . . . . . OF
Ted Milton, Miss. State . . . . . OF
Tommy Magee, Ole Miss . . . . . OF
Paul Husband, Ole Miss . . . . . OF
Dennis Starr, Ole Miss C
Bruce Irvin, Miss. State C
Mike Profitt, Miss. State . . . . . P
Jerry Thompson, Miss. state. . . . . P
Louis Farmer, LSU. . . . . P

1972

All-SEC
Bill Winchester, Vanderbilt 1B
Steve Estep, Vanderbilt 2B
Jim Lett, Kentucky 3B
Steve Dillard, Ole Miss . . . . . SS
Mike Miley, LSU . . . . . UT
Paul Husband, Ole Miss . . . . . OF
Rex Bynum, Alabama . . . . . OF
Bobby Tucker, Tennessee . . . . . OF
Joe Haefner, Auburn. . . . . OF
Andy Merchant, Auburn C
Glenn Woodruff, Alabama C
Jim Pittman, Ole Miss . . . . . P
Randy Wiles, LSU . . . . . P
Jeff Peeples, Vanderbilt . . . . . P

Eastern Division
Bill Winchester, Vanderbilt 1B
Steve Estep, Vanderbilt 2B
Jim Lett, Kentucky 3B
Ray Hull, Florida. . . . . SS
Roger Webb, Kentucky . . . . . UT
Joe Haefner, Auburn. . . . . OF
Bobby Tucker, Tennessee . . . . . OF
Derek Bryant, Kentucky . . . . . OF
Roger McKinney, Tennessee. . . . . OF
Andy Merchant, Auburn C
Jim Carter, Georgia C
Jeff Peeples, Vanderbilt . . . . . P
Mike Willis, Vanderbilt. . . . . P
Joe O'Brien, Tennessee. . . . . P

Western Division
Zack Rogers, Alabama 1B
Robin Cary, Alabama 2B
Bobby Spaulding, Ole Miss 3B
Steve Dillard, Ole Miss . . . . . SS
Mike Miley, LSU . . . . . UT
Paul Husband, Ole Miss . . . . . OF
Rex Bynum, Alabama . . . . . OF
Norris Weese, Ole Miss . . . . . OF
Rick Spica, Miss. State . . . . . OF
Glenn Woodruff, Alabama C
Dennis Starr, Ole Miss C
Mike Profitt, Miss. State . . . . . P
Randy Wiles, LSU . . . . . P
Jim Pittman, Ole Miss . . . . . P

1973

All-SEC
Billy Griffith, Georgia 1B
David Bowden, Florida 2B
Dale Holland, Miss. State 2B
Butch Hobson, Alabama 3B
Ted Shipley, Vanderbilt . . . . . SS
Gerald Keigley, LSU . . . . . UT
Bobby Tucker, Tennessee . . . . . OF
Paul Husband, Ole Miss . . . . . OF
Rick Duncan, Vanderbilt . . . . . OF
Derek Bryant, Kentucky . . . . . OF
Greg Collins, Vanderbilt C
John Fuller, Florida C
Jeff Peeples, Vanderbilt . . . . . P
Pat Moock, LSU . . . . . P
Mie Newman, Florida . . . . . P

Eastern Division
Billy Griffith, Georgia 1B
David Bowden, Florida 2B
Vick Sharek, Auburn 3B
Ted Shipley, Vanderbilt . . . . . SS
Condredge Holloway, Tenn. . . . . UT
Bobby Tucker, Tennessee . . . . . OF
Rick Duncan, Vanderbilt . . . . . OF
Derek Bryant, Kentucky . . . . . OF
Mark Hatchett, Auburn . . . . . OF
Greg Collins, Vanderbilt C
John Fuller, Florida C
Jeff Peeples, Vanderbilt . . . . . P
Mike Newman, Florida . . . . . P
Joe O'Brien, Tennessee. . . . . P

Western Division
Rick Counts, Miss. State 1B
Dale Holland, Miss. State 2B
Butch Hobson, Alabama 3B
Joe Hawley, Alabama . . . . . SS
Gerald Keigley, LSU . . . . . UT
Paul Husband, Ole Miss . . . . . OF
Robin Cary, Alabama . . . . . OF
Mike Sonderegger, LSU. . . . . OF
Randy Collins, Alabama . . . . . OF
Norris Weese, Ole Miss . . . . . OF
Dennis Starr, Ole Miss C
Rich Potter, Alabama. C
Pat Moock, LSU . . . . . P
Barry Gaddis, Ole Miss. . . . . P

1974

All-SEC
Marvis Foley, Kentucky 1B
T.Y. Gunter, Ole Miss 2B
Vick Sharek, Auburn 3B
Ted Shipley, Vanderbilt . . . . . SS
Wayne Pinkerton, Miss. State . . . . . UT
Robin Cary, Alabama . . . . . OF
Rick Duncan, Vanderbilt . . . . . OF
Sammy Rick, Florida . . . . . OF
Gerald Belcher, Kentucky . . . . . OF
Ricky Davidson, Miss. State C
John Fuller, Florida C
Doug Corbett, Florida. . . . . P
Rick Rhodes, Vanderbilt. . . . . P
Davis May, Auburn . . . . . P

Eastern Division
Marvis Foley, Kentucky 1B
Sonny Denniston, Kentucky 2B
Vic Sharek, Auburn. 3B
Ted Shipley, Vanderbilt . . . . . SS
Condredge Holloway, Tennessee . . . UT
Rick Duncan, Vanderbilt . . . . . OF
Sammy Rick, Florida . . . . . OF
Gerald Belcher, Kentucky . . . . . OF
Rodney Woods, Tennessee. . . . . OF
John Fuller, Florida C
Steve Tinsley, Vanderbilt C
Doug Corbett, Florida. . . . . P
Rick Rhodes, Vanderbilt. . . . . P
David May, Auburn. . . . . P

Western Division
David Zauchin, Alabama 1B
T.Y. Gunter, Ole Miss 2B
James White, Alabama 3B
Wayne Pinkerton, Miss. State . . . . . SS
Mike Miley, LSU . . . . . UT
Robin Cary, Alabama . . . . . OF
Pat Ball, Ole Miss. . . . . OF
Randy Aldridge, LSU. . . . . OF
Norman Lacey, Alabama. . . . . OF
Rick Davidson, Miss. State. C
Rich Potter, Alabama. C
Lamar Pritchard, Miss. State. . . . . P
Tom Charpentier, LSU . . . . . P
Jimmy Archibald, Alabama . . . . . P

1975

All-SEC
Steve Frank, LSU. 1B
Gene Menees, Vanderbilt 2B
Wally McMakin, LSU. 3B
Condredge Holloway, Tennessee . . . SS
David Bowden, Florida . . . . . UT
Rick Duncan, Vanderbilt . . . . . OF
Pat Ball, Ole Miss. . . . . OF
Larry Littleton, Georgia . . . . . OF
Bubba Wilson, Georgia . . . . . OF
Marvis Foley, Kentucky C
Danny Starr, Ole Miss. C
Ed McCaw, Kentucky . . . . . P
Pat Moock, LSU . . . . . P
Mike Park, Ole Miss . . . . . P
Rick Honeycutt, Tennessee. . . . . DH

Eastern Division
LeRoy Robbins, Kentucky 1B
Gene Menees, Vanderbilt 2B
David Bowden, Florida 3B
Condredge Holloway, Tennessee . . . SS
Roger Holt, Florida. . . . . UT
Rick Duncan, Vanderbilt . . . . . OF
Tommy West, Tennessee . . . . . OF
Larry Littleton, Georgia . . . . . OF
Bubba Wilson, Georgia . . . . . OF
Marvis Foley, Kentucky C
Hal Bibee, Tennessee C
Ed McCaw, Kentucky . . . . . P
Bill Ivie, Georgia . . . . . P
Micky Register, Georgia . . . . . P
Rick Honeycutt, Tennessee. . . . . DH

Western Division
Steve Frank, LSU. 1B
Gary Oakley, Ole Miss 2B
Wally McMakin, LSU. 3B
T.Y. Gunter, Ole Miss . . . . . SS
Larry Keenum, Alabama . . . . . UT
Pat Ball, Ole Miss. . . . . OF
Vaughn Meiners, LSU . . . . . OF
Larry Mims, Alabama . . . . . OF
Larry Buckley, Miss. State. . . . . OF
Danny Starr, Ole Miss. C
Tommy Saizan, LSU C
Pat Moock, LSU . . . . . P
Mike Park, Ole Miss . . . . . P
Jim Lindsay, Alabama . . . . . P
Steve Hill, Miss. State . . . . . DH

1976

All-SEC
Rick Honeycutt, Tennessee. 1B
Robbie Howard, Tennessee 2B
Richie Howard, Auburn 3B
Tony Toups, LSU . . . . . SS
Larry Keenum, Alabama . . . . . IT
Darrell Saunders, Kentucky . . . . . OF
Curt Cope, Auburn. . . . . OF
Billy Fouch, Kentucky . . . . . OF
Steve Chandler, Vanderbilt . . . . . OF
LeRoy Robbins, Kentucky . . . . . DH
John Koenen, Kentucky. C
Tommy Morton, Auburn C
Paul Stefan, LSU . . . . . P
Joe Beckwith, Auburn . . . . . P
Robert Hdson, Auburn . . . . . P

Eastern Division
Rick Honeycutt, Tennessee. 1B
Robbie Howard, Tennessee 2B
Bill Hardin, Vanderbilt. 3B
Robert Holt, Florida . . . . . SS
Bubba Wilson, Georgia . . . . . UT
Darrell Saunders, Kentucky . . . . . OF
Brad Bradshaw, Tennessee. . . . . OF
Billy Fouch, Kentucky . . . . . OF
Steve Chandler, Vanderbilt . . . . . OF
LeRoy Robbins, Kentucky . . . . . DH
John Koenen, Kentucky. C
Mark Batchko, Tennessee C
Mike Smithson, Tennessee. . . . . P
Tim Graven, Kentucky. . . . . P
Bob Meadows, Auburn . . . . . P

Western Division
Dave Duffner, Auburn 1B
Mickey Miller, Auburn 2B
Richie Howard, Auburn 3B

Tony Toups, LSU . . . . . SS
Bill Montgomery, Miss. State . . . . . UT
Larry Keenum, Alabama . . . . . DH
Ronnie Hamilton, Alabama . . . . . OF
Curt Cope, Auburn . . . . . OF
Fred Dunlap, Miss. State . . . . . OF
Ronnie Russell, Ole Miss . . . . . OF
Tommy Morton, Auburn C
Danny Starr, Ole Miss C
Paul Stefan, LSU . . . . . P
Joe Beckwith, Auburn . . . . . P
Robert Hudson, Auburn . . . . . P

1977

All-SEC

Jim Kallaher, Miss. State 1B
Mark Barnthouse, Ole Miss 2B
David Lanning, Georgia 3B
Roger Holt, Florida . . . . . SS
Bubba Kizer, Georgia . . . . . UT
Nat Showalter, Miss. State . . . . . OF
Mike Kelley, Miss. State . . . . . OF
Jerry Robertson, Vanderbilt . . . . . OF
Jimmy Sherrill, Kentucky . . . . . OF
Jeff Tillman, Alabama . . . . . DH
Mike Wright, Vanderbilt C
Russ Aldrich, Miss. State C
Joe Beckwith, Auburn . . . . . P
Jack Lazorko, Miss. State . . . . . P

Eastern Division

Dean Empie, Florida 1B
John Cortese, Florida 2B
David Lanning, Georgia 3B
Roger Holt, Florida . . . . . SS
Bubba Kizer, Georgia . . . . . UT
Jerry Robertson, Vanderbilt . . . . . OF
Brad Bradshaw, Tennessee . . . . . OF
Joe Ward, Florida . . . . . OF
Jimmy Sherrill, Kentucky . . . . . OF
LeRoy Robbins, Kentucky . . . . . DH
Mike Wright, Vanderbilt C
Jim Shulock, Florida C
Chuck Fore, Georgia . . . . . P
Ross Baumgarten, Florida . . . . . P

Western Division

Jim Kallaher, Miss. State 1B
Mark Barnthouse, Ole Miss 2B
Walter Hubbard, Ole Miss 3B
Mike Pomeranz, Ole Miss . . . . . SS
Chris Arago, Alabama . . . . . UT
Nat Showalter, Miss. State . . . . . OF
Mike Kelley, Miss. State . . . . . OF
Johnny Wright, Alabama . . . . . OF
Pat Ball, Ole Miss . . . . . OF
Jeff Tillman, Alabama . . . . . DH
Russ Aldrich, Miss. State C
John Trageser, Auburn C
Joe Beckwith, Auburn . . . . . P
Rick Zibilich, Ole Miss . . . . . P
Bobby Sprowl, Alabama . . . . . P

1978

All-SEC

Dom Fucci, Auburn 1B
J.B. Brown, Auburn 2B
David Lanning, Georgia 3B
Bubba Kizer, Georgia . . . . . SS
Robbie Howard, Tennessee . . . . . UT
Jim Watkins, Florida . . . . . OF
Scotti Madison, Vanderbilt . . . . . OF
Del Bender, Miss. State . . . . . OF
Joe Stewart, Georgia . . . . . OF
Mike Pomeranz, Ole Miss . . . . . DH
Russ Aldrich, Miss. State C
Jerry Williams, Vanderbilt C
Ron Crum, Florida . . . . . P
Pete Teixeira, Florida . . . . . P
Jack Lazorko, Miss. State . . . . . P

Eastern Division

Tommy Cook, Tennessee 1B
Robbie Howard, Tennessee 2B
David Lanning, Georgia 3B
Bubba Kizer, Georgia . . . . . SS
Don Clatterbuck, Georgia . . . . . UT
Jim Watkins, Florida . . . . . OF
Ronnie Hartsfield, Tennessee . . . . . OF
Scotti Madison, Vanderbilt . . . . . OF
Joe Stewart, Georgia . . . . . OF
Mike Moore, Kentucky . . . . . DH
Marc Sullivan, Florida C
Jerry Williams, Vanderbilt C
Ron Crum, Florida . . . . . P
Pete Teixeira, Florida . . . . . P
Billy Aldridge, Tennessee . . . . . P

Western Division

Dom Fucci, Auburn 1B
J.B. Brown, Auburn 2B
Mike Pomeranz, Ole Miss 3B
Pat Keedy, Auburn . . . . . SS
John McDonald, Miss. State . . . . . UT
Del Bender, Miss. State . . . . . OF
Mike Templeton, Ole Miss . . . . . OF
Ronnie Russell, Ole Miss . . . . . OF
Johnny Wright, Alabama . . . . . OF
Tim Weisheim, Miss. State . . . . . DH
Russ Aldrich, Miss. State C
Gary Pickering, Ole Miss C
Jack Lazorko, Miss. State . . . . . P
Terry Asher, Alabama . . . . . P
Don Robinson, Miss. State . . . . . P

1979

All-SEC

Chuck Sandberg, Florida 1B
Chuck Long, Kentucky 2B
Robert Mariano, LSU 3B
Rodney Bellamy, Georgia . . . . . SS
David Lanning, Georgia . . . . . UT
Buck Belue, Georgia . . . . . OF
Jim Watkins, Florida . . . . . OF
Mike Kelley, Miss. State . . . . . OF
Bob Kocol, Miss. State . . . . . OF
Tony Stevens, Florida . . . . . DH
John McDonald, Miss. State C
Scotti Madison, Vanderbilt C
Joe Georger, Kentucky . . . . . P
Jack Nuismer, Vanderbilt . . . . . P
Ken Kurtz, Miss. State . . . . . P

Eastern Division

Chuck Sandberg, Florida 1B
Chuck Long, Kentucky 2B
David Lanning, Georgia 3B
Rodney Bellamy, Georgia . . . . . SS
Steve Roberts, Kentucky . . . . . UT
Buck Belue, Georgia . . . . . OF
Jim Watkins, Florida . . . . . OF
David Banes, Florida . . . . . OF
Rob Teegarden, Florida . . . . . OF
Tony Stevens, Florida . . . . . DH
Scotti Madison, Vanderbilt C
Mark Sullivan, Florida C
Jack Nuismer, Vanderbilt . . . . . P
Joe Georger, Kentucky . . . . . P
Chuck Dale, Florida . . . . . P

Western Division

Dom Fucci, Auburn 1B
Pete Almaguer, LSU 2B
Robert Mariano, LSU 3B
Steve Houlberg, Alabama . . . . . SS
David Clements, Ole Miss . . . . . UT
Mike Kelley, Miss. State . . . . . OF
Bob Kocol, Miss. State . . . . . OF
Robert Sorrell, Auburn . . . . . OF
Ronnie Russell, Ole Miss . . . . . OF
Rick Dixon, Miss. State . . . . . DH
Duane Dewey, LSU C
John McDonald, Miss. State C
Ken Kurtz, Miss. State . . . . . P
Mike Alvarez, LSU . . . . . P
Don Mundie, Miss. State . . . . . P

1980

All-SEC

Chuck Barclift, Tennessee 1B
Sal Valenti, Alabama 2B
Bill Hench, Vanderbilt 3B
Rodney Bellamy, Georgia . . . . . SS
Danny Pototsky, Kentucky . . . . . UT
Jeff Pyburn, Georgia . . . . . OF
Chuck Kinzell, Tennessee . . . . . OF
David Banes, Florida . . . . . OF
Mark Gillaspie, Miss. State . . . . . OF
Dave Atkins, Alabama . . . . . DH
Larry Mikesell, Florida . . . . . P
Don Schneider, LSU . . . . . P
Jeff Calhoun, Ole Miss . . . . . P
Scotti Madison, Vanderbilt C
Bert Boykin, Ole Miss C

Eastern Division

Chuck Barclift, Tennessee 1B
Danny Pototsky, Kentucky 2B
Bill Hench, Vanderbilt 3B
Rodney Bellamy, Georgia . . . . . SS
Tony Stevens, Florida . . . . . UT
Jeff Pyburn, Georgia . . . . . OF
David Banes, Florida . . . . . OF
Chuck Kinzell, Tennessee . . . . . OF
David Falcone, Florida . . . . . DH
Scotti Madison, Vanderbilt C
Greg Ryle, Kentucky C
Larry Mikesell, Florida . . . . . P
Jeff Keener, Kentucky . . . . . P
Jimmy Johnson, Tennessee . . . . . P

Western Division

Randy Olson, LSU 1B
Sal Valenti, Alabama 2B
David Clements, Ole Miss 3B
Larry Simcox, Ole Miss . . . . . SS
Dave Klipstein, Miss. State . . . . . UT
Mark Gillaspie, Miss. State . . . . . OF
Bobby Pierce, Alabama . . . . . OF
Steve Renfroe, Auburn . . . . . OF
Dave Atkins, Alabama . . . . . DH
John McDonald, Miss. State C
Bert Boykin, Ole Miss C
Don Schneider, LSU . . . . . P
Jeff Calhoun, Ole Miss . . . . . P
Mike Alvarez, LSU . . . . . P

1981

All-SEC

Bruce Castoria, Miss. State 1B
Jim Yonker, Florida 2B
Dave Magadan, Alabama 3B
Larry Simcox, Ole Miss . . . . . SS
Steve Lombardozzi, Florida . . . . . UT
Glenn Carpenter, Florida . . . . . OF
Mark Gillaspie, Miss. State . . . . . OF
Mike Wirth, Georgia . . . . . OF
Craig McGraw, Florida . . . . . OF
Bill Sandry, Kentucky . . . . . DH
Bob White, Georgia C
Randy Hunt, Alabama C
Jeff Keener, Kentucky . . . . . P
Steve Susce, Miss. State . . . . . P
Peyton Mosher, Georgia . . . . . P

Eastern Division

Bill Sandry, Kentucky 1B
Jim Yonker, Florida 2B
Jeff Shartzer, Kentucky 3B
Steve Lombardozzi, Florida . . . . . SS
Ronnie Hartsfield, Tennessee . . . . . UT
Mike Wirth, Georgia . . . . . OF
Glenn Carpenter, Florida . . . . . OF
Craig McGraw, Florida . . . . . OF
Mike Botkin, Kentucky . . . . . OF
Rusty Ensor, Tennessee . . . . . DH
Bob White, Georgia C
Ron Cardier, Florida C
Jeff Keener, Kentucky . . . . . P
Larry Mikesell, Florida . . . . . P
Peyton Mosher, Georgia . . . . . P

Western Division

Bruce Castoria, Miss. State 1B
Chip Moses, LSU 2B
Dave Magadan, Alabama 3B
Larry Simcox, Ole Miss . . . . . SS
Dave Clements, Ole Miss . . . . . UT
Mark Gillaspie, Miss. State . . . . . OF
Johnny Tutt, Auburn . . . . . OF
Bobby Pierce, Alabama . . . . . OF
Dave Klipstein, Miss. State . . . . . OF
Gary Jack, Alabama . . . . . DH
Randy Hunt, Alabama C
Terry Loe, Miss. State C
Steve Susce, Miss. State . . . . . P
Vince Barrentine, Alabama . . . . . P
Don Mundie, Miss. State . . . . . P

1982

All-SEC

Mike Wirth, Georgia 1B
Chris Glass, Alabama 2B
David Magadan, Alabama 3B
Doug Gilcrease, Auburn . . . . . SS
David Jackson, Georgia . . . . . UT
Dave Klipstein, Miss. State . . . . . OF
Buck Belue, Georgia . . . . . OF
Mike Botkin, Kentucky . . . . . OF
Rick Fuentes, Georgia . . . . . OF
Bruce Castoria, Miss. State . . . . . DH
Mike Stanley, Florida C
Erez Borowsky, Vanderbilt C
Bryan Farmer, Ole Miss . . . . . P
Teddy Carson, Tennessee . . . . . P
Rich Bombard, Florida . . . . . P

Eastern Division

Mike Wirth, Georgia 1B
Tim Turner, Vanderbilt 2B
David Jackson, Georgia 3B
Bruce Crabbe, Florida . . . . . SS
Cam Stubbs, Vanderbilt . . . . . UT
Mike Botkin, Kentucky . . . . . OF
Charles DeFrance, Vanderbilt . . . . . OF
Rick Fuentes, Georgia . . . . . OF
Buck Belue, Georgia . . . . . OF
Jeff Treadway, Georgia . . . . . DH
Erez Borowsky, Vanderbilt C
Mike Stanley, Florida C
Teddy Carson, Tennessee . . . . . P
Rich Bombard, Florida . . . . . P
Brian Farley, Vanderbilt . . . . . P

Western Division

Bruce Castoria, Miss. State 1B
Chris Glass, Alabama 2B
David Magadan, Alabama 3B
Doug Gilcrease, Auburn . . . . . SS
David Clements, Ole Miss . . . . . UT
Dave Klipstein, Miss. State . . . . . OF
Ken Houser, Ole Miss . . . . . OF
Jamey Merritt, Alabama . . . . . OF
David Mogentale, Auburn . . . . . OF
Rob Skates, Alabama . . . . . DH
Dan Karp, LSU C
Jay Porter, Miss. State C
Bryan Farmer, Ole Miss . . . . . P
Hans Herzog, Miss. State . . . . . P
Billy Donathan, LSU . . . . . P

ALL-SEC TEAMS

1983

All-SEC
David Magadan, Alabama 1B
Jeff Treadway, Georgia 2B
Tracy Hamilton, Tennessee 3B
Jeff LeRiger, Georgia. . . . . SS
Brandt Ely, Kentucky . . . . . UT
Pat Pomeranz, Ole Miss . . . . . OF
Ken Houser, Ole Miss . . . . . OF
Brad Winkler, Miss. State . . . . . OF
Rob Skates, Alabama . . . . . OF
Rafael Palmeiro, Miss. State. . . . . DH
Mark Cooper, LSU C
Darren Puskarich, Vanderbilt C
Cal Santarelli, LSU . . . . . P
Shawn Fawbush, Florida . . . . . P
Han Herzog, Miss. State . . . . . P
Richard Rice, Florida. . . . . P
Richard Rodriguez, Tennessee . . . . . P

Eastern Division
Brad Dantzier, Florida 1B
Jeff Treadway, Georgia 2B
Tracy Hamilton, Tennessee 3B
Jeff LeRiger, Georgia. . . . . SS
Brandt Ely, Kentucky . . . . . UT
Albie Scoggins, Florida . . . . . OF
Rick Fuentes, Georgia. . . . . OF
Doug Fair, Vanderbilt . . . . . OF
Curt Cornwell, Tennessee . . . . . OF
Mike Stanley, Florida. . . . . DH
Darren Puskarich, Vanderbilt C
Ron Bunnell, Georgia C
Richard Rice, Florida. . . . . P
Shawn Fawbush, Florida . . . . . P
Richard Rodriguez, Tennessee . . . . . P
Jay Ray, Kentucky . . . . . P

Western Division
David Magadan, Alabama 1B
Pete White, Miss. State 2B
Bret Elbin, Alabama 3B
Bob Barker, Miss. State . . . . . SS
Kirk Hanson, Ole Miss . . . . . UT
Pat Pomeranz, Ole Miss . . . . . OF
Ken Houser, Ole Miss . . . . . OF
Brad Winkler, Miss. State . . . . . OF
Rob Skates, Alabama . . . . . OF
Rafael Palmeiro, Miss. State. . . . . DH
Mark Cooper, LSU C
Frank Velleggia, Alabama C
Cal Santarelli, LSU . . . . . P
Hans Herzog, Miss. State . . . . . P
Laddie Renfroe, Ole Miss . . . . . P
Rick Browne, Alabama . . . . . P

1984

All-SEC
Will Clark, Miss. State. 1B
Gator Thiesen, Miss. State. 2B
Ted McClendon, Alabama. 3B
Joey Cora, Vanderbilt . . . . . SS
Mike Stanley, Florida. . . . . UT
Rafael Palmeiro, Miss. State. . . . . OF
Scott Ruskin, Florida . . . . . OF
Jeff Rutter, Georgia. . . . . OF
Chris Padget, Ole Miss . . . . . OF
Randy Clark, Kentucky . . . . . DH
Frank Velleggia, Alabama C
Mark Cooper, LSU C
Jeff Brantley, Miss. State . . . . . P
Russ Kibler, Florida . . . . . P
Dennis Chastain, Georgia. . . . . P

Eastern Division
Randy Clark, Kentucky 1B
Bruce Crabbe, Florida 2B
Bobby Gaylor, Tennessee 3B
Joey Cora, Vanderbilt . . . . . SS
Mike Stanley, Florida. . . . . UT
Scott Ruskin, Florida . . . . . OF
Jeff Rutter, Georgia. . . . . OF
Mike Agnich, Kentucky . . . . . OF
Tom Stamps, Tennessee. . . . . OF
Marty Brown, Georgia . . . . . DH
Tim Owen, Florida C
Dan Sehlhorst, Kentucky C
Russ Kibler, Florida . . . . . P
Dennis Chastain, Georgia. . . . . P
Steve Searcy, Tennessee . . . . . P

Western Division
Will Clark, Miss. State. 1B
Gator Thiesen, Miss. State. 2B
Ted McClendon, Alabama. 3B
Craig Shipley, Alabama . . . . . SS
Kyle Gordon, Ole Miss . . . . . UT
Rafael Palmeiro, Miss. State. . . . . OF
Chris Padget, Ole Miss . . . . . OF
Kyle Bryan, Alabama. . . . . OF
Tom Sossamon, LSU . . . . . OF
John Dixon, LSU. . . . . DH
Frank Velleggia, Alabama C
Mark Cooper, LSU C
Jeff Brantley, Miss. State . . . . . P
Troy Brauchie, Alabama . . . . . P
Laddie Renfroe, Ole Miss . . . . . P

1985

All-SEC
Will Clark, Miss. State. 1B
Darryl Oliver, Ole Miss 2B
Marty Lanoux, LSU 3B
Joey Cora, Vanderbilt . . . . . SS
Paul Foster, Auburn. . . . . OF
Ron Wenrich, Georgia . . . . . OF
Scott Lusader, Florida . . . . . OF
Doug Duke, Alabama. C
Kyle Gordon, Ole Miss . . . . . DH
Jeff Brantley, Miss. State . . . . . P
Gene Morgan, Miss. State. . . . . P
Scott Ruskin, Florida . . . . . P

Eastern Division
Randy Clark, Kentucky 1B
Greg Newsom, Tennessee 2B
Paul Somogye, Georgia 3B
Joey Cora, Vanderbilt . . . . . SS
Benton Patton, Vanderbilt . . . . . OF
Ron Wenrich, Georgia . . . . . OF
Scott Lusader, Florida . . . . . OF
Mike Stanley, Florida. C
Marty Brown, Georgia . . . . . DH
Jeff Fischer, Florida . . . . . P
Mark Ambrose, Vanderbilt. . . . . P
Scott Ruskin, Florida . . . . . P

Western Division
Will Clark, Miss. State. 1B
Darryl Oliver, Ole Miss 2B
Marty Lanoux, LSU 3B
Jeff Reboulet, LSU. . . . . SS
Dan Van Cleve, Miss. State . . . . . OF
Allan Stallings, Alabama . . . . . OF
Paul Foster, Auburn. . . . . OF
Doug Duke, Alabama. C
Kyle Gordon, Ole Miss . . . . . DH
Jeff Brantley, Miss. State . . . . . P
Gene Morgan, Miss. State. . . . . P
Robbie Smith, LSU . . . . . P

1986

First Team
Jim Bowie, LSU. 1B
Terry Shumpert, Kentucky. 2B
Jimmy Harrell, Georgia. . . . . SS
Bubba Simon, Ole Miss 3B
Mike Twardoski, Alabama . . . . . OF
Dan Paradoa, Miss. State . . . . . OF
Paul Foster, Auburn. . . . . OF
Doug Duke, Alabama. C
Rodney Brewer, Florida . . . . . DH
Pete Roberts, Alabama . . . . . P
Mark Guthrie, LSU . . . . . P
Cris Carpenter, Georgia . . . . . P

Second Team
Kyle Gordon, Ole Miss 1B
Burke Broussard, LSU 2B
Jeff Roboulet, LSU . . . . . SS
Eddie Looper, Alabama. 3B
Robert Cole, Ole Miss . . . . . OF
Joey Belle, LSU. . . . . OF
Clint Arnold, Kentucky . . . . . OF
Rob Leary, LSU C
Pat Bailey, Alabama . . . . . DH
Derek Lilliquist, Georgia . . . . . P
Rich Delucia, Tennessee . . . . . P
Barry Manuel, LSU . . . . . P

*In 1986 the SEC eliminated the division format. The coaches then began selecting a first and second team.

1987

First Team
Frank Thomas, Auburn 1B
Terry Shumpert, Kentucky. 2B
Julio Mendez, Florida . . . . . SS
Bubba Simon, Ole Miss 3B
Joe Gex, Ole Miss C
Joey Belle, LSU. . . . . OF
Joey Fernandez, Florida . . . . . OF
Rock Wilson, Auburn . . . . . OF
Greg Smith, Vanderbilt . . . . . DH
Derek Lilliquist, Georgia . . . . . P
Gregg Olson, Auburn. . . . . P
Gregg Patterson, LSU . . . . . P

Second Team
Mitch Knox, Kentucky 1B
Donn Perno, Georgia 2B
Dave Cunningham, LSU . . . . . SS
Kevin Henry, Auburn 3B
Roger Miller, Georgia C
Deron White, Alabama . . . . . OF
Scott Bohlke, Georgia. . . . . OF
Steve Carter, Georgia . . . . . OF
Rodney Brewer, Florida . . . . . DH
Cris Carpenter, Georgia . . . . . P
David Oropeza, Alabama . . . . . P
Matt Coleman, Kentucky. . . . . P

1988

First Team
Frank Thomas, Auburn 1B
Robert Fletcher, Alabama 2B
Billy White, Kentucky. . . . . SS
Pete Young, Miss. State 3B
Robbie Buchanan, Kentucky C
Jody Hurst, Miss. State . . . . . OF
Clark Preble, Auburn . . . . . OF
Craig Cala, LSU. . . . . OF
Mario Linares, Florida. . . . . DH
Gregg Olson, Auburn. . . . . P
Ben McDonald, LSU . . . . . P
Jeff Gidcumb, Florida . . . . . P

Second Team
Tommy Raffo, Miss. State. 1B
Vince Castaldo, Kentucky 2B
Julio Mendez, Florida . . . . . SS
Kevin Henry, Auburn 3B
Roger Miller, Georgia C
Jim Schifman, Vanderbilt. . . . . OF
Jason Bridges, Alabama . . . . . OF
Mike Moberg, Florida . . . . . OF
Rich Grayum, Miss. State . . . . . DH
John Wiggs, Florida . . . . . P
David Voit, Kentucky. . . . . P
Bobby Reed, Miss. State . . . . . P

1989

First Team
Frank Thomas, Auburn 1B
Tommy Raffo, Miss. State. 1B
Burke Masters, Miss. State. 2B
J.R. Showalter, Georgia. . . . . SS
Herbert Perry, Florida 3B
Roger Miller, Georgia C
Cary Williams, Alabama . . . . . OF
Jody Hurst, Miss. State . . . . . OF
Mark Blythe, Kentucky. . . . . OF
Wes Grisham, LSU . . . . . DH
Ben McDonald, LSU . . . . . P
Tommy Youngblood, Auburn . . . . . P
Dave Fleming, Georgia . . . . . P

Second Team
Brent Reese, Alabama. 1B
Lee Hodge, Ole Miss 2B
Keith Kessinger, Ole Miss . . . . . SS
Pete Young, Miss. State 3B
Barry Winford, Miss. State C
Mike Basse, Tennessee . . . . . OF
Brian Reimsnyder, Florida . . . . . OF
Craig Cala, LSU. . . . . OF
Bob Schabes, Vanderbilt . . . . . DH
Jamie McAndrew, Florida . . . . . P
Jeff Gidcumb, Florida . . . . . P
Curtis Leskanic, LSU . . . . . P

1990

First Team
Tommy Raffo, Miss. State. 1B
Tookie Johnson, LSU. 2B
J.R. Showalter, Georgia. . . . . SS
Keith Osik, LSU 3B
Tim Edge, Auburn. C
Wes Grisham, LSU . . . . . OF
John Cohen, Miss. State . . . . . OF
Jim Schifman, Vanderbilt. . . . . OF
Brian Jester, Georgia . . . . . DH
Dave Fleming, Georgia . . . . . P
Chad Ogea, LSU . . . . . P
JoJo Smith, Vanderbilt. . . . . P

Second Team
Mike Harris, Kentucky 1B
Darin Rieman, Kentucky 2B
Danny Ramirez, Tennessee . . . . . SS
Jeff Cooper, Georgia 3B
Mike DiFelice, Tennessee. C
Joe Vitiello, Alabama . . . . . OF
Tommy Youngblood, Auburn . . . . . OF
Eric Martinez, Florida . . . . . OF
Rich Cordani, LSU . . . . . DH
Rod Bolton, Kentucky . . . . . P
Paul Byrd, LSU . . . . . P
Grant Sullivan, Ole Miss. . . . . P
Bobby Reed, Miss. State. . . . . P

1991

First Team
Mike Harris, Kentucky 1B
Tookie Johnson, LSU. 2B
Kevin Polcovich, Florida . . . . . SS
Rick Norton, Kentucky. 3B
Mario Linares, Florida. C
Mike Basse, Tennessee . . . . . OF
Kevin Kessinger, Ole Miss . . . . . OF
Joe Vitiello, Alabama . . . . . OF
Doug Hecker, Tennessee . . . . . DH
John Powell, Auburn. . . . . P
John Burke, Florida . . . . . P

Marc Valdes, Florida . . . . . P

Second Team
Greg Thomas, Vanderbilt 1B
Charlie Anderson, Miss. State 2B
Juan DeBrand, Alabama . . . . . SS
Herbert Perry, Florida 3B
Gary Hymel, LSU C
Lyle Mouton, LSU . . . . . OF
Mick Kerns, Alabama . . . . . OF
Rich Cordani, LSU . . . . . OF
Manny Cervantes, Kentucky. . . . . DH
Grant Sullivan, Ole Miss . . . . . P
Jay Powell, Miss. State. . . . . P
Paul Fletcher, Tennessee . . . . . P

1992

First Team
Doug Hecker, Tennessee 1B
Todd Walker, LSU 2B
Chris Snopek, Ole Miss 3B
Blaise Kozeniewski, Georgia . . . . . SS
Dave Willman, S. Carolina C
Jerry Shepherd, S. Carolina . . . . . OF
Jose Vazquez, Tennessee . . . . . OF
Ray Suplee, Georgia. . . . . OF
D.T. Cromer, S. Carolina . . . . . DH
Lloyd Peever, LSU . . . . . P
Marc Valdes, Florida. . . . . P
Jon Harden, Miss. State . . . . . P
B.J. Wallace, Miss. State . . . . . P

Second Team
Brent Killen, Florida 1b
Andy Blanco, Tennessee 2b
Allen Williams, Arkansas 3b
Paul Petrulis, Miss. State . . . . . ss
Jeff Martin, Vanderbilt. c
Jeff Abbott, Kentucky. . . . . of
Dave Majeski, Florida. . . . . of
Rex Buckner, Miss. State . . . . . of
Brad Hindersman, Kentucky. . . . . dh
Kenny Carlyle, Ole Miss . . . . . p
John Pricher, Florida . . . . . p
John Powell, Auburn . . . . . p

1993

First Team
Todd Helton, Tennessee. 1B
Todd Walker, LSU 2B
Boomer Whipple, Vanderbilt 3B
Joe Biernat, S. Carolina . . . . . SS
Mitch Duke, Auburn C
Vee Hightower, Vanderbilt . . . . . OF
Mac White, S. Carolina. . . . . OF
Bubba Trammell, Tennessee. . . . . OF
Brad Hindersman, Kentucky. . . . . DH
John Powell, Auburn . . . . . P
Brett Laxton, LSU . . . . . P
Rich Pratt, S. Carolina. . . . . P

Second Team
Greg Thomas, Vanderbilt 1B
Eddie Brooks, Kentucky. 2B
Kary Bridges, Ole Miss 3B
Paul Petrulis, Miss. State . . . . . SS
Billy Thompson, Kentucky C
Rex Buckner, Miss. State . . . . . OF
Harry Berrios, LSU . . . . . OF
Ricky Joe Redd, Miss. State . . . . . OF
Cliff Shanks, Auburn. . . . . DH
Marc Valdes, Florida. . . . . P
Carlton Loewer, Miss. State . . . . . P
Al Drumheller, Alabama . . . . . P
Jason Haynie, S. Carolina. . . . . P

1994

First Team
Jay Waggoner, Auburn 1B
Todd Walker, LSU 2B
Boomer Whipple, Vanderbilt 3B
Russ Johnson, LSU . . . . . SS
James Northeimer, Tennessee C
Mac White, S. Carolina. . . . . OF
Jeff Abbott, Kentucky. . . . . OF
Bubba Trammell, Tennessee. . . . . OF
James Eidam, Florida . . . . . DH
Gary Rath, Miss. State. . . . . P
R. A. Dickey, Tennessee . . . . . P
Rob Bonanno, Florida. . . . . P
Bronson Heflin, Tennessee. . . . . P

Second Team
Todd Helton, Tennessee. 1b
Steve Soper, Tennessee 2b
Allen Williams, Arkansas 3b
Brandon Moore, Auburn . . . . . ss
Rob DeBoer, S. Carolina c
Nick Morrow, Vanderbilt . . . . . of
Mike Killimett, Auburn. . . . . of
David Dellucci, Ole Miss. . . . . of
Mark Gugino, S. Carolina. . . . . of
Kevin Chabot, Auburn . . . . . dh
John Powell, Auburn . . . . . p
Jamey Price, Ole Miss. . . . . p
Scott Schultz, LSU . . . . . p

1995

First Team
Todd Helton, Tennessee. 1B
David Eckstein, Florida 2B
Chris Wiggs, Florida. 3B
Mark Bellhorn, Auburn . . . . . SS
Todd Young, Kentucky. C
David Dellucci, Ole Miss. . . . . OF
Ty Bilderback, Arkansas. . . . . OF
Josh Paul, Vanderbilt. . . . . OF
Kit Pellow, Arkansas . . . . . DH
Jamey Price, Ole Miss. . . . . P
Scott Schultz, LSU . . . . . P
Chris Morrison, Auburn. . . . . P

Second Team
Jay Waggoner, Auburn 1B
Warren Morris, LSU 2B
Boomer Whipple, Vanderbilt 3B
John Tamargo, Florida . . . . . SS
Brandon Marsters, Florida. C
Chad Green, Kentucky . . . . . OF
Kevin Chabot, Auburn . . . . . OF
Mark Mapes, South Carolina. . . . . OF
David Hayman, Miss. State . . . . . OF
Todd Crane, Georgia . . . . . OF
Travis Copley, Tennessee . . . . . DH
R.A. Dickey, Tennessee . . . . . P
Ryan Halla, Auburn . . . . . P
Brian Powell, Georgia. . . . . P

1996

First Team
Eddy Furniss, LSU 1B
Kenderick Moore, Arkansas. 2B
Nathan Dunn, LSU 3B
Augie Ojeda, Tennessee . . . . . SS
Dax Norris, Alabama C
Chad Green, Kentucky . . . . . OF
Scott Schroeffel, Tennessee . . . . . OF
Chris Stowers, Georgia. . . . . OF
Chuck Hazzard, Florida . . . . . DH
R.A. Dickey, Tennessee . . . . . P
Eddie Yarnall, LSU . . . . . P
Eric DuBose, Miss. State . . . . . P

Second Team
Josh Etheredge, Auburn 1B
David Eckstein, Florida 2B
Matt Erickson, Arkansas 3B
Jason Williams, LSU . . . . . SS
Blake Anderson, Miss. State. C
Brad Wilkerson, Florida. . . . . OF
Chad Cooley, LSU . . . . . OF
Justin Bowles, LSU . . . . . OF
Rob Hauswald, Miss. State . . . . . DH
Matt Carnes, Arkansas . . . . . P
Jason Haynie, South Carolina . . . . . P
Tim Young, Alabama . . . . . P

1997

First Team
Brad Wilkerson, Florida. 1B
Joe Caruso, Alabama. 2B
Matt Erickson, Arkansas 3B
Brandon Larson, LSU . . . . . SS
Casey Dunn, Auburn C
Roberto Vaz, Alabama . . . . . OF
Ryan Lundquist, Arkansas . . . . . OF
Tim Hudson, Auburn. . . . . OF
Jeremy Jackson, Arkansas . . . . . OF
Ryan Bordenick, South Carolina. . . DH
Tim Hudson, Auburn. . . . . P
Scott Downs, Kentucky . . . . . P
Brett Jodie, South Carolina . . . . . P

Second Team
Eddy Furniss, LSU 1B
Blair Barbier, LSU 2B
Adam Piatt, Miss. State 3B
Kurt Keene, Tennessee . . . . . SS
Matt Frick, Alabama C
Adam Sullivan, Auburn . . . . . OF
Brooks Bryan, Miss. State . . . . . OF
Derek Nicholson, Florida . . . . . OF
Clinton Johnston, Vanderbilt . . . . . OF
G.W. Keller, Alabama . . . . . DH
Van Johnson, Miss. State. . . . . P
Matt Carnes, Arkansas . . . . . P
Eric DuBose, Miss. State . . . . . P

1998

First Team
Eddy Furniss, LSU 1B
Jeff Pickler, Tennessee 2B
Andy Phillips, Alabama 3B
Adam Everett, South Carolina . . . . . SS
Matt Frick, Alabama C
Mike Curry, South Carolina . . . . . OF
Clinton Johnston, Vanderbilt . . . . . OF
Sonny Cortez, Tennessee. . . . . OF
Brad Wilkerson, Florida. . . . . OF
Todd Faulkner, Auburn . . . . . DH
David Walling, Arkansas . . . . . P
Kip Bouknight, South Carolina. . . . . P
Josh Fogg, Florida . . . . . P

Second Team
Richard Lee, Miss. State 1b
Brad Henderson, Ole Miss 2b
Trey McClure, LSU 3b
Scott Pratt, Auburn . . . . . ss
Brad Cresse, LSU c
Brian Wiese, Miss. State . . . . . of
Ryan Lundquist, Arkansas . . . . . of
Josh Etheredge, Auburn . . . . . of
G.W. Keller, Alabama . . . . . of
Travis Copley, Tennessee . . . . . dh
Jeremy Jackson, Miss. State. . . . . p
Doug Thompson, LSU. . . . . p
Jarrod Kingrey, Alabama. . . . . p

1999

First Team
Cliff Wren, Miss. State. 1B
Brad Henderson, Ole Miss 2B
Hunter Bledsoe, Vanderbilt 3B
Andy Phillips, Alabama . . . . . SS
Casey Dunn, Auburn C
G.W. Keller, Alabama . . . . . OF
Brian Rainwater, Georgia . . . . . OF
Brian Wiese, Miss. State . . . . . OF
Tim Angoilini, South Carolina . . . . DH
Brent Schoening, Auburn. . . . . P
Charlie Isaacson, Arkamsas . . . . . P
Ben Grezlovski, Florida. . . . . P

Second Team
Jeff Leaumont, LSU. 1B
Josh Hudson, Georgia 2B
Rodney Nye, Arkansas 3B
Brian Roberts, South Carolina . . . . . SS
John Wilson, Kentucky C
Michael Rosamond, Ole Miss . . . . OF
Trey McClure, LSU . . . . . OF
Mailon Kent, Auburn. . . . . OF
Ty Martin, Miss. State . . . . . DH
David Walling, Arkansas . . . . . P
Manny Torres, Alabama . . . . . P
Jamie Bennett, Tennessee . . . . . P
Lance Cormier, Alabama. . . . . P

2000

First Team
Todd Faulkner, Auburn 1B
Chris Burke, Tennessee 2B
Travis Chapman, Miss. State 3B
Jeff Keppinger, Georgia . . . . . SS
Brad Cresse, LSU C
Gabe Gross, Auburn . . . . . OF
Tim Olson, Florida . . . . . OF
Karl Nonemaker, Vanderbilt. . . . . OF
Jason Dill, Florida . . . . . DH
Kip Bouknight, South Carolina. . . . . P
Chris Bootcheck, Auburn. . . . . P
Scott Barber, South Carolina . . . . . P

Second Team
Kurt Keene, Florida. 1B
Sam Bozanich, Alabama 2B
Brent Boyd, Alabama 3B
Drew Meyer, South Carolina . . . . . SS
John Wilson, Kentucky C
Shane Kelly, Miss. State. . . . . OF
Nate Janowicz, South Carolina . . . OF
Mailon Kent, Auburn. . . . . OF
Jeff Christensen, Tennessee . . . . . DH
Jamie Bennett, Tennessee . . . . . P
Peter Bauer, South Carolina. . . . . P
Colter Bean, Auburn. . . . . P

2001

First Team
Aaron Clark, Alabama 1B
Mike Fontenot, LSU 2B
Wally Pontiff, LSU 3B
Chris Burke, Tennessee . . . . . SS
Jeremy Brown, Alabama C
Gabe Gross, Auburn . . . . . OF
Garris Gonce, South Carolina. . . . OF
Burney Hutchinson, Ole Miss. . . . . OF
Doc Brooks, Georgia . . . . . DH
Lane Mestepey, LSU . . . . . P
Tanner Brock, Mississippi State. . . . . P
Lee Gronkiewicz, South Carolina . . . . P

ALL-SEC TEAMS

Second Team
Brian Moore, LSU 1B
Brent Boyd, Alabama 2B
Andy Neufeld, Georgia 3B
Jeff Keppinger, Georgia . . . . . SS
Ryan Theriot, LSU . . . . . SS
Carl Lafferty, Ole Miss C
Todd Linden, LSU . . . . . OF
Mailon Kent, Auburn . . . . . OF
Marcus McBeth, South Carolina . . OF
Scott McClanahan, Alabama . . . . OF
Josh Christian, Ole Miss . . . . . DH
Lance Cormier, Alabama . . . . . P
Pete Montrenes, Ole Miss . . . . . P
Jeff Carswell, Georgia . . . . . P

2002

First Team
Yaron Peters, South Carolina 1B
Brent Boyd, Alabama 2B
Pat Osborn, Florida 3B
Drew Meyer, South Carolina . . . . . SS
Jeremy Brown, Alabama C
Chaz Lytle, Georgia . . . . . OF
Scott McClanahan, Alabama . . . . OF
Seth Smith, Ole Miss . . . . . OF
Trey Dyson, South Carolina . . . . . DH
Alex Hart, Florida . . . . . P
Lane Mestepey, LSU . . . . . P
Blake Taylor, South Carolina . . . . . P

Second Team
Ryan Shealy, Florida 1B
Aaron Davidson, Florida 2B
Wally Pontiff, LSU 3B
Mark Kiger, Florida . . . . . SS
Trent Pratt, Auburn C
Burney Hutchinson, Ole Miss . . . . OF
Aaron Sobieraj, Florida . . . . . OF
Peter Stonard, Alabama . . . . . OF
Bobby Huddleston, Auburn . . . . . DH
Lance Cormier, Alabama . . . . . P
Paul Maholm, Mississippi State . . . . . P
Jeff Carswell, Georgia . . . . . P
Jake Thompkins, LSU . . . . . P

2003

First Team
Clay Harris, LSU 1B
Tug Hulett, Auburn 2B
Brian Buscher, South Carolina 3B
Aaron Hill, LSU . . . . . SS
Landon Powell, South Carolina C
Beau Hearod, Alabama . . . . . OF
Ryan Fox, Arkansas . . . . . OF
Jordan Czarniecki, Tennessee . . . . OF
Ryan Patterson, LSU . . . . . DH
Paul Maholm, Miss. State . . . . . P
David Marchbanks, S. Carolina . . . . . P
Steven Register, Auburn . . . . . P

Second Team
Karl Amonite, Auburn 1B
Blake Gill, LSU 2B
Steve Gendron, Miss. State 3B
Matthew Maniscalco, Miss. State . . . SS
Brian Rose, Florida C
Javon Moran, Auburn . . . . . OF
Jon Zeringue, LSU . . . . . OF
Ben Harrison, Florida . . . . . OF
Bobby Huddleston, Auburn . . . . . DH
Jeremy Sowers, Vanderbilt . . . . . P
Nate Bumstead, LSU . . . . . P
Stephen Head, Ole Miss . . . . . P

2004

First Team
C.J. Smith, Florida 1B
Warner Jones, Vanderbilt 2B
Josh Smith, Georgia 3B
Ryan Klosterman, Vanderbilt . . . . . SS
Landon Powell, South C
J.C. Holt, LSU . . . . . OF
Jon Zeringue . . . . . OF
Brad Corley, Miss. State . . . . . OF
Stephen Head, Ole Miss . . . . . P
Justin Hoyman, Florida . . . . . DH
Mark Holliman, Ole Miss . . . . . P
Chad Blackwell, S. Carolina . . . . . RP
Will Startup, Georgia . . . . . RP

Second Team
Josh Morris, Georgia 1B
Marshall Szabo, Georgia 2B
Clay Harris, LSU 3B
Scott Hode, Arkansas . . . . . SS
Justin Holmes, Georgia . . . . . SS
Craig Tatum, Miss. State C
Ryan Patterson, LSU . . . . . OF
Brenden Winn, S. Carolina . . . . . OF
Seth Smith, Ole Miss . . . . . OF
Ben Harrison, Florida . . . . . OF
Alex Suarez, Tennessee . . . . . DH
Jeremy Sowers, Vanderbilt . . . . . P
Wade LeBlanc, Alabama . . . . . P
Steven Register, Auburn . . . . . RP

2005

First Team
Matt LaPorta, Florida 1B
Adam Davis, Florida 2B
Chase Headley, Tennessee 3B
Steven Tollesen, South Carolina . . . . SS
Josh Bell, Auburn C
Ryan Patterson, LSU . . . . . OF
Brian Pettway, Ole Miss . . . . . OF
Eli Iorg, Tennessee . . . . . OF
Gabe Scott, Alabama . . . . . OF
Stephen Head, Ole Miss . . . . . DH
Luke Hochevar, Tennessee . . . . . P
Greg Smith, LSU . . . . . P
John Madden, Auburn . . . . . RP

Second Team
Steve Pearce, South Carolina 1B
John Shelby, Kentucky 2B
Chris Coghlan, Ole Miss 3B
Justin Tordi, Florida . . . . . SS
Brian Jeroloman, Florida C
Jeff Corsaletti, Florida . . . . . OF
Clete Thomas, Auburn . . . . . OF
Nick Stavinoha, LSU . . . . . OF
Blake Gill, LSU . . . . . DH
Clay Dirks, LSU . . . . . P
Jensen Lewis, Vanderbilt . . . . . P
Connor Falkenbach, Florida . . . . . RP

2006

First Team
First Team
Ryan Strieby, Kentucky 1B
Jeffrey Rea, Mississippi State 2B
Pedro Alvarez, Vanderbilt 3B
Zack Cozart, Ole Miss . . . . . SS
Thomas Berkery, Miss.State . . . . . SS
J.P. Arencibia, Tennessee C
Emeel Salem, Alabama . . . . . OF
Quinn Stewart, LSU . . . . . OF
Michael Campbell, S.Carolina . . . OF
Mike Bianucci, Auburn . . . . . DH
Nick Schmidt, Arkansas . . . . . P
Wade LeBlanc, Alabama . . . . . P
Joshua Fields, Georgia . . . . . RP

Second Team
Josh Morris, Georgia 1B
John Shelby, Kentucky 2B
Chris Coghlan, Ole Miss 3B
Michael Hollander, LSU . . . . . SS
Reese Havens, South Carolina . . . . . SS
Kody Valverde, Alabama C
Sean Coughlin, Kentucky C
Jake Dugger, Arkansas . . . . . OF
Joey Side, Georgia . . . . . OF
Julio Borbon, Tennessee . . . . . OF
Robbie Grinestaff, S.Carolina . . . . . P
David Price, Vanderbilt . . . . . DH
Bryan Augenstein, Florida . . . . . P
Wynn Pelzer, South Carolina . . . . . RP

2007

First Team
Matt LaPorta, Florida 1B
Travis Jones, South Carolina 2B
Pedro Alvarez, Vanderbilt 3B
Zack Cozart, Ole Miss . . . . . SS
Edward Easley, Mississippi State C
Emeel Salem, Alabama . . . . . OF
Dominic de la Osa, Vanderbilt . . . . OF
Brian Leclerc, Florida . . . . . OF
Phil Disher, South Carolina . . . . . DH
David Price, Vanderbilt . . . . . P
Nick Schmidt, Arkansas . . . . . P
Jess Todd, Arkansas . . . . . P
Casey Weathers, Vanderbilt . . . . . RP

Second Team
Justin Smoak, South Carolina 1B
Jeffrey Rea, Mississippi State 2B
James Darnell, South Carolina 3B
Ryan Flaherty, Vanderbilt . . . . . SS
J.P. Arencibia, Tennessee C
Jordan Henry, Ole Miss . . . . . OF
Mike Bianucci, Auburn . . . . . OF
Julio Borbon, Tennessee . . . . . OF
Alex Avila, Alabama . . . . . DH
Lance Lynn, Ole Miss . . . . . P
James Adkins, Tennessee . . . . . P
Jared Bradford, LSU . . . . . RP
Cody Satterwhite, Ole Miss . . . . . RP

2008

First Team
Justin Smoak, South Carolina 1B
Josh Adams, Florida 2B
Ryan Wilkes, Kentucky 2B
Pedro Alvarez, Vanderbilt 3B
Logan Forsythe, Arkansas 3B
Gordon Beckham, Georgia . . . . . SS
Bryce Massanari, Georgia C
Collin Cowgill, Kentucky . . . . . OF
Sawyer Carroll, Kentucky . . . . . OF
Matt den Dekker, Florida . . . . . OF
Brandon May, Alabama . . . . . OF
David Macias, Vanderbilt . . . . . OF
Alex Avila, Alabama . . . . . DH
Patrick Keating, Florida . . . . . P
Chris Rusin, Kentucky . . . . . P
Joshua Fields, Georgia . . . . . RP

Second Team
Hunter Morris, Auburn 1B
Alex Feinberg, Vanderbilt 2B
James Darnell, South Carolina 3B
Ryan Flaherty, Vanderbilt . . . . . SS
Reese Havens, S. Carolina . . . . . SS
Yan Gomes, Tennessee C
Avery Barnes, Florida . . . . . OF
Dominic de la Osa, Vanderbilt . . . . OF
Kentrail Davis, Tennessee . . . . . OF
Phil Disher, South Carolina . . . . . DH
Lance Lynn, Ole Miss . . . . . P
Trevor Holder, Georgia . . . . . P
Stephen Dodson, Georgia . . . . . P
Scott Bittle, Ole Miss . . . . . RP

2009

First Team
Rich Poythress, Georgia 1B
Ross Wilson, Alabama; 2B
Josh Adams, Florida 2B
Jake Smith, Alabama 3B
Josh Rutledge, Alabama; . . . . . SS
Brian Harris, Vanderbilt . . . . . SS
Blake Forsythe, Tennessee C
Kent Matthes, Alabama . . . . . OF
Avery Barnes, Florida . . . . . OF
Jordan Henry, Ole Miss . . . . . OF
Blake Dean, LSU . . . . . DH
Louis Coleman, LSU . . . . . P
Austin Hyatt, Alabama . . . . . P
Matty Ott, LSU . . . . . RP

Second Team
Nick Ebert, South Carolina 1B
Chris Bisson, Kentucky 2B
Joseph Sanders, Auburn 3B
Chris Wade, Kentucky . . . . . SS
Bobby Haney, South Carolina . . . . . SS
Justin Dalles, South Carolina C
Steven Liddle, Vanderbilt . . . . . OF
DeAngelo Mack, South Carolina . . OF
Ryan Schimpf, LSU . . . . . OF
Bryce Massanari, Georgia . . . . . DH
Scott Bittle, Ole Miss . . . . . P
Anthony Ranaudo, LSU . . . . . P
Drew Pomeranz, Ole Miss . . . . . P
Billy Bullock, Florida . . . . . RP

2010

First Team
Hunter Morris, Auburn 1B
Anthony Gomez, Vanderbilt 2B
Zack Cox, Arkansas 3B
Josh Rutledge, Alabama . . . . . SS
Micah Gibbs, LSU C
Taylor Dugas, Alabama . . . . . OF
Trent Mummey, Auburn . . . . . OF
Brian Fletcher, Auburn . . . . . OF
Kevin Patterson, Auburn . . . . . DH
Blake Cooper, S. Carolina . . . . . P
Drew Pomeranz, Ole Miss . . . . . P
Kevin Chapman, Florida . . . . . RP

Second Team
Preston Tucker, Florida 1B
Chris Bisson, Kentucky 2B
Austin Maddox, Florida 3B
Austin Nola, LSU . . . . . SS
Nolan Fontana, Florida . . . . . SS
Ryan Jenkins, Auburn C
Matt den Dekker, Florida . . . . . OF
Brett Eibner, Arkansas . . . . . OF
Jackie Bradley Jr., S. Carolina . . . . OF
Matt Gaudet, LSU . . . . . DH
Drew Smyly, Arkansas . . . . . P
Grant Dayton, Auburn . . . . . P
Sonny Gray, Vanderbilt . . . . . P
Matt Price, South Carolina . . . . . RP
Brett Huber, Ole Miss . . . . . RP

2011

First Team
Aaron Westlake, Vanderbilt 1B
Scott Wingo, South Carolina 2B
Thomas McCarthy, Kentucky 3B
Casey McElroy, Auburn . . . . . SS
Mike Zunino, Florida C
Mikie Mahtook, LSU . . . . . OF
Preston Tucker, Florida . . . . . OF
Tony Kemp, Vanderbilt . . . . . OF

Brian Johnson, Florida . . . . . DH
Grayson Garvin, Vanderbilt . . . . . P
Michael Roth, South Carolina . . . . . P
Matt Price, South Carolina . . . . . RP

Second Team
Christian Walker, South Carolina . . . 1B
Josh Adams, Florida 2B
Alex Yarbrough, Ole Miss 2B
Jason Esposito, Vanderbilt 3B
Nolan Fontana, Florida. . . . . SS
Tony Caldwell, Auburn C
Taylor Dugas, Alabama. . . . . OF
Mason Katz, LSU . . . . . OF
Chad Wright, Kentucky . . . . . OF
Conrad Gregor, Vanderbilt . . . . . DH
DJ Baxendale, Arkansas . . . . . P
Hudson Randall, Florida . . . . . P
Sonny Gray, Vanderbilt . . . . . P
Alex Meyer, Kentucky . . . . . P
Caleb Reed, Mississippi State . . . . . RP

2012

First Team
Christian Walker, South Carolina . . . 1B
Alex Yarbrough, Ole Miss 2B
Matt Reynolds, Arkansas 3B
Anthony Gomez, Vanderbilt. . . . . SS
Mike Zunino, Florida C
Raph Rhymes, LSU . . . . . OF
Preston Tucker, Florida . . . . . OF
Taylor Dugas, Alabama. . . . . OF
Brian Johnson, Florida . . . . . DH/UTL
Chris Stratton, Mississippi State . . . . . P
Kevin Gausman, LSU . . . . . P
Steven Rodriguez, Florida . . . . . RP

Second Team
Matt Snyder, Ole Miss. 1B
Bo Bigham, Arkansas 2B
Curt Powell, Georgia 3B
Nolan Fontana, Florida. . . . . SS
Luke Maile, Kentucky C
Austin Cousino, Kentucky . . . . . OF
Ryan Tella, Auburn . . . . . OF
Mason Katz, LSU . . . . . OF
Drew Steckenrider, Tennessee . . . . DH
Alex Wood, Georgia. . . . . P
Corey Littrell, Kentucky . . . . . P
Bobby Wahl, Ole Miss . . . . . P
Matt Price, South Carolina . . . . . RP

2013

First Team
Mason Katz, LSU 1B
Tony Kemp, Vanderbilt 2B
Christian Ibarra, LSU 3B
Alex Bregman, LSU. . . . . SS
Stuart Turner, Ole Miss C
Hunter Renfroe, Mississippi State . . OF
Mike Yastrzemski, Vanderbilt . . . . . OF
Raph Rhymes, LSU . . . . . OF
Keaton Steele, Missouri. . . . . DH/UTL
A.J. Reed, Kentucky
Ryne Stanek, Arkansas . . . . . P
Aaron Nola, LSU . . . . . P
Jonathan Holder, Mississippi State . . RP

Second Team
Garrett Cooper, Auburn 1B
Brett Pirtle, Mississippi State. 2B
JaCoby Jones, LSU
Curt Powell, Georgia 3B
Andrew Mistone, Ole Miss
Mikey Reynolds, Texas A&M. . . . . SS
Mikey White, Alabama
Grayson Greiner, South Carolina. . . C
Connor Harrell, Vanderbilt . . . . . OF
Brian Anderson, Arkansas . . . . . OF
Krey Bratsen, Texas A&M. . . . . OF
Daniel Mengden, Texas A&M. . DH/UTL
Tyler Beede, Vanderbilt . . . . . P
Bobby Wahl, Ole Miss . . . . . P
Tyler Webb, South Carolina. . . . . RP

2014

First Team
Sikes Orvis, Ole Miss 1B
Dansby Swanson, Vanderbilt 2B
Austin Anderson, Ole Miss 3B
Vince Conde, Vanderbilt . . . . . SS
Taylor Gushue, Florida C
Auston Bousfield, Ole Miss . . . . . OF
Ka'ai Tom, Kentucky . . . . . OF
Christin Stewart, Tennessee . . . . . OF
A.J. Reed, Kentucky. . . . . .DH/UT
Aaron Nola, LSU . . . . . P
Logan Shore, Florida . . . . . P
Jacob Lindgren, Mississippi State . . RP

Second Team
Eric Fisher, Arkansas 1B
Brett Pirtle, Mississippi State. 2B
Max Kuhn, Kentucky 3B
Alex Bregman, LSU. . . . . SS
Will Allen, Ole Miss C
Ben Moore, Alabama . . . . . OF
Harrison Bader, Florida. . . . . OF
Nick Banks, Texas A&M. . . . . OF
Wade Wass, Alabama. . . . . .DH/UT
Ross Mitchell, Mississippi State. . . . . P
Carson Fulmer, Vanderbilt . . . . . P
Joel Seddon, South Carolina. . . . . RP

2015

First Team
First Team
Kyle Martin, South Carolina. 1B
JaVon Shelby, Kentucky 2B
Conner Hale, LSU 3B
Alex Bregman, LSU. . . . . SS
Kade Scivicque, LSU C
Andrew Benintendi, Arkansas. . . . . OF
Andrew Stevenson, LSU. . . . . OF
Christin Stewart, Tennessee . . . . . OF
Mitchell Nau, Texas A&M . . . . DH/UTL
Carson Fulmer, Vanderbilt . . . . . P
Alex Lange, LSU . . . . . P
Zach Jackson, Arkansas . . . . . RP

Second Team
Chris Chinea, LSU 1B
Max Schrock, South Carolina 2B
Josh Tobias, Florida 3B
Dansby Swanson, Vanderbilt . . . . . SS
Mike Rivera, Florida C
Kyle Barrett, Kentucky . . . . . OF
Nick Banks, Texas A&M. . . . . OF
Logan Taylor, Texas A&M. . . . . OF
JJ Schwarz, Florida . . . . . .DH/UT
Grayson Long, Texas A&M. . . . . P
Cole Lipscomb, Auburn. . . . . P
Breckin Williams, Missouri. . . . . RP
Wyatt Short, Ole Miss . . . . . RP

2016

First Team
Nathaniel Lowe, Mississippi State. . . 1B
Ryne Birk, Texas A&M 2B
Boomer White, Texas A&M 3B
Kramer Robertson, LSU. . . . . SS
Henri Lartigue, Ole Miss C
Jake Mangum, Mississippi State. . . OF
J.B. Woodman, Ole Miss. . . . . OF
Gene Cone, South Carolina . . . . . OF
Jack Kruger, Mississippi State. . DH/UTL
Bryce Jordan, LSU . . . . . DH/UTL
Logan Shore, Florida . . . . . SP
Dakota Hudson, Mississippi State. . . SP
Shaun Anderson, Florida. . . . . RP

Second Team
Peter Alonso, Florida. 1B
Evan White, Kentucky 1B
Tate Blackman, Ole Miss. 2B
Nick Senzel, Tennessee 3B
Dalton Guthrie, Florida. . . . . SS
Mike Rivera, Florida C
Anfernee Grier, Auburn. . . . . OF
Bryan Reynolds, Vanderbilt . . . . . OF
Jeren Kendall, Vanderbilt. . . . . OF
Brent Rooker, Mississippi State . DH/UTL
Kyle Wright, Vanderbilt . . . . . SP
Clarke Schmidt, South Carolina. . . . SP
Mark Ecker, Texas A&M. . . . . RP

2017

First Team
Grant Koch, Arkansas. C
Brent Rooker, Mississippi State 1B
Braden Shewmake, Texas A&M 2B
Jordan Rodgers, Tennessee 3B
Ryan Gridley, Mississippi State . . . . . SS
Greg Deichmann, LSU . . . . . OF
Tristan Pompey, Kentucky. . . . . OF
Jeren Kendall, Vanderbilt. . . . . OF
Michael Curry, Georgia . . . . . .DH/UT
Kyle Wright, Vanderbilt . . . . . SP
Sean Hjelle, Kentucky . . . . . SP
Alex Lange, LSU . . . . . SP
Logan Salow, Kentucky . . . . . RP

Second Team
Troy Squires, Kentucky. C
Evan White, Kentucky 1B
Riley Mahan, Kentucky 2B
Colby Bortles, Ole Miss 3B
Kramer Robertson, LSU . . . . . SS
Jax Biggers, Arkansas . . . . . SS
Jonah Todd, Auburn . . . . . OF
Jake Mangum, Mississippi State. . . OF
Chandler Taylor, Alabama. . . . . OF
JJ Schwarz, Florida . . . . . .DH/UT
Alex Faedo, Florida . . . . . SP
Brady Singer, Florida. . . . . SP
Michael Byrne, Florida . . . . . RP

2018

First Team
JJ Schwarz, Florida C
Kole Cottam, Kentucky 1B
Carson Shaddy, Arkansas 2B
Jonathan India, Florida. 3B
Braden Shewmake, Texas A&M . . . . SS
Jake Mangum, Mississippi State. . . OF
Ryan Olenek, Ole Miss. . . . . OF
Keegan McGovern, Georgia . . . . . OF
Luke Heyer, Kentucky . . . . . .DH/UT
Brady Singer, Florida. . . . . SP
Casey Mize, Auburn . . . . . SP
Michael Byrne, Florida . . . . . RP

Second Team
Nick Fortes, Ole Miss C
Adam Sasser, Georgia 1B
Michael Helman, Texas A&M. 2B
Casey Martin, Arkansas 3B
Will Holland, Auburn . . . . . SS
Eric Cole, Arkansas . . . . . OF
Wil Dalton, Florida. . . . . OF
Heston Kjerstad, Arkansas. . . . . OF
Michael Curry, Georgia . . . . . .DH/UT
Blaine Knight, Arkansas . . . . . SP
Jackson Kowar, Florida . . . . . SP
Parker Caracci, Ole Miss . . . . . RP

2019

First Team
Philip Clarke, Vanderbilt C
Tanner Allen, Mississippi State 1B
Justin Foscue, Mississippi State 2B
Austin Martin, Vanderbilt. 3B
Grae Kessinger, Ole Miss . . . . . SS
JJ Bleday, Vanderbilt. . . . . OF
Jake Mangum, Mississippi State. . . OF
Alerick Soularie, Tennessee . . . . . OF
Nelson Maldonado, Florida . . DH/UTL
Ethan Small, Mississippi State . . . . . SP
Emerson Hancock, Georgia . . . . . SP
Tyler Brown, Vanderbilt . . . . . RP

Second Team
Cooper Johnson, Ole Miss C
Trevor Ezell, Arkansas 1B
LJ Talley, Georgia. 2B
Aaron Schunk, Georgia 3B
Casey Martin, Arkansas . . . . . SS
Dominic Fletcher, Arkansas . . . . . OF
Heston Kjerstad, Arkansas. . . . . OF
Antoine Duplantis, LSU . . . . . OF
Matt Goodheart, Arkansas . . . DH/UTL
TJ Sikkema, Missouri . . . . . SP
Zack Thompson, Kentucky. . . . . SP
Matt Cronin, Arkansas . . . . . RP

All-Freshman Team

2005
1B - Justin Henry, Ole Miss
2B - Ryan Wilkes, Kentucky
2B - Cale Iorg, Alabama
3B - Brandon McArthur, Florida
3B - Chris Jackson, LSU
SS - Zack Cozart, Ole Miss
C - J.P. Arencibia, Tennessee
OF - Julio Borbon, Tennessee
OF - Antone DeJesus, Kentucky
OF - Clint Arnold, Arkansas
DH - Jordan Mayer, LSU
DH - Joshua Fields, Georgia
P - James Adkins, Tennessee
P - Nick Schmidt, Arkansas
RP - David Robertson, Alabama

2006
1B - Justin Smoak, South Carolina
2B - J.T. Wise, LSU
3B - Pedro Alvarez, Vanderbilt
SS - Tony Delmonico, Tennessee
OF - Luke Greinke, Auburn
OF - Jared Bogany, LSU
OF - Andrew Crisp, South Carolina
DH - Mike Bianucci, Auburn
P - Tommy Hunter, Alabama
P - Mike Cisco, South Carolina
RP - Cody Satterwhite, Ole Miss

2007
1B - Yan Gomes, Tennessee
2B - Robert Brooks, Auburn
2B - Zach Miller, Ole Miss
3B - Connor Powers, Mississippi State
SS - Cole Figueroa, Florida
C - Sean Ochinko, LSU
OF - Jordan Henry, Ole Miss
OF - Blake Dean, LSU
OF - Matt den Dekker, Florida
OF - Jonathan Pigott, Florida
DH - Jeff Lockwood, Tennessee
P - Mike Minor, Vanderbilt
P - Nathan Baker, Ole Miss
RP - Dallas Keuchel, Arkansas

ALL-SEC TEAMS

2008
1B - Hunter Morris, Auburn
2B - Josh Adams, Florida
3B - David Cunningham, Auburn
SS - Josh Rutledge, Alabama
C - Micah Gibbs, LSU
OF - Kentrail Davis, Tennessee
OF - Whit Merrifield, South Carolina
OF - Brian Fletcher, Auburn
DH - P.J. Polk, Tennessee
P - Drew Pomeranz, Ole Miss
P - Grant Dayton, Auburn
RP - Russell Brewer, Vanderbilt

2009
1B - Preston Tucker, Florida
2B - Riley Reynolds, Vanderbilt
3B - Colby May, Georgia
SS - Zach Osborne, Tennessee
OF - Taylor Dugas, Alabama
OF - Mikie Mahtook, LSU
OF - Jackie Bradley, Jr., South Carolina
DH - Aaron Westlake, Vanderbilt
P - Nick Routt, Mississippi State
P - Nolan Belcher, South Carolina
RP - Matty Ott, LSU

2010
1B - Christian Walker, South Carolina
2B - Anthony Gomez, Vanderbilt
3B - Austin Maddox, Florida
SS - Nolan Fontana, Florida
C - Mike Zunino, Florida
OF - Andrew Miller, Alabama
OF - Evan Marzilli, South Carolina
OF - Chris Fritts, Tennessee
OF - Connor Harrell, Vanderbilt
DH - Brian Johnson, Florida
P - Hudson Randall, Florida
P - Brian Johnson, Florida
P - Chris Stratton, Mississippi State
RP - Brett Huber, Ole Miss
RP - Matt Price, South Carolina

2011
1B - Dominic Ficociello, Arkansas
2B - JaCoby Jones, LSU
3B - Zack Powers, Florida
SS - Adam Frazier, Mississippi State
C - Ty Ross, LSU
OF - Tony Kemp, Vanderbilt
OF - C.T. Bradford, Mississippi State
OF - Andrew Toles, Tennessee
DH - Conrad Gregor, Vanderbilt
P - Karsten Whitson, Florida
P - Forrest Koumas, South Carolina
RP - Kevin Ziomek, Vanderbilt

2012
1B - A.J. Reed, Kentucky
2B - Will Maddox, Tennessee
3B - Josh Tobias, Florida
SS - Joey Pancake, South Carolina
C - Grayson Greiner, South Carolina
OF - Austin Cousino, Kentucky
OF - Tanner English, South Carolina
OF - Hunter Cole, Georgia
OF - Ben Moore, Alabama
DH/UTL - A.J. Reed, Kentucky
P - Aaron Nola, LSU
P - Tyler Beede, Vanderbilt
RP - Jonathan Holder, Mississippi State

2013
1B - Josh Lester, Missouri
2B - Kyle Overstreet, Alabama
3B - Xavier Turner, Vanderbilt
SS - Alex Bregman, LSU
C - Greg Fettes, Kentucky
OF -Kyle Barrett, Kentucky
OF - Vincent Jackson, Tennessee
OF - Harrison Bader, Florida
DH/UTL - Zander Wiel, Vanderbilt
P - Jack Wynkoop, South Carolina
P - Sean McLaughlin, Georgia
RP - Carson Fulmer, Vanderbilt
RP - Ray Castillo, Alabama

2014
1B - Peter Alonso, Florida
2B - JaVon Shelby, Kentucky
3B - John Sternagel, Florida
SS – Errol Robinson, Ole Miss
C - Gavin Collins, Mississippi State
OF – Nick Banks, Texas A&M
OF - Bryan Reynolds, Vanderbilt
OF - Andrew Benintendi, Arkansas
DH/UTL - Nick Senzel, Tennessee
P – Logan Shore, Florida
P - Keegan Thompson, Auburn
RP - Thomas Burrows, Alabama

2015
1B - Evan White, Kentucky
2B - Dalton Guthrie, Florida
3B - Will Toffey, Vanderbilt
SS - Ryan Gridley, Mississippi State
C - Mike Rivera, Florida
OF - Keegan McGovern, Georgia
OF - Trey Harris, Missouri
OF - Jeren Kendall, Vanderbilt
DH/UT - JJ Schwarz, Florida
SP - Tanner Houck, Missouri
SP - Keaton McKinney, Arkansas
RP - Kyle Wright, Vanderbilt

2016
1B - LT Tolbert, South Carolina
2B - Deacon Liput, Florida
3B - Jonathan India, Florida
SS - Connor Kaiser, Vanderbilt
C - Chris Cullen, South Carolina
C - Michael Curry, Georgia
OF - Jake Mangum, Mississippi State
OF - Antoine Duplantis, LSU
OF - Chandler Taylor, Alabama
DH/UT - Ethan Paul, Vanderbilt
SP - Braden Webb, South Carolina
SP - Adam Hill, South Carolina
RP - Sean Hjelle, Kentucky

2017
C - Hunter Coleman, Texas A&M
1B - Andre Lipcius, Tennessee
2B - Braden Shewmake, Texas A&M
3B - Josh Smith, LSU
SS - Cam Shepherd, Georgia
OF - Carlos Cortes, South Carolina
OF - Zach Watson, LSU
OF - Dominic Fletcher, Arkansas
DH/UT - Logan Foster, Texas A&M
SP - Ryan Rolison, Ole Miss
SP - Eric Walker, LSU
RP - T.J. Sikkema, Missouri

2018
C - Mason Meadows, Georgia
1B - Tanner Allen, Mississippi State
2B - Anthony Servideo, Ole Miss
3B - Casey Martin, Arkansas
OF - Heston Kjerstad, Arkansas
OF - Daniel Cabrera, LSU
OF - Steven Williams, Auburn
DH/UT - Edouard Julien, Auburn
SP - Ma'Khail Hilliard, LSU
SP - Tanner Burns, Auburn
RP - Cody Greenhill, Auburn

2019
SP - JT Ginn, Mississippi State
SP - Kumar Rocker, Vanderbilt
SP - Doug Nikhazy, Ole Miss
SP - Cole Henry, LSU
SP - Cole Wilcox, Georgia
SP - Patrick Wicklander, Arkansas
SP - Connor Noland, Arkansas
2B - Ryan Bliss, Auburn
OF - Christian Franklin, Arkansas
RP - Joseph Menefee, Texas A&M
1B - Kendrick Calilao, Florida
RP - Brett Kerry, South Carolina

All-Defensive Team

2008
P - Jared Bradford, LSU
1B - Rich Poythress, Georgia
2B - Ryan Wilkes, Kentucky
SS - Reese Havens, South Carolina
3B - Jake Smith, Alabama
C - Brett Basham, Ole Miss
OF - Matt den Dekker, Florida
OF - Collin Cowgill, Kentucky
OF - David Macias, Vanderbilt

2009
P - Trevor Holder, Georgia
1B - Rich Poythress, Georgia
2B - Ross Wilson, Alabama
SS - Bobby Haney, South Carolina
SS - Brian Harris, Vanderbilt
3B - Jake Smith, Alabama
C - Micah Gibbs, LSU
OF - Matt den Dekker, Florida
OF - Whit Merrifield, South Carolina
OF - Trent Mummey, Auburn

2010
P - Sonny Gray, Vanderbilt
1B - Preston Tucker, Florida
2B - Scott Wingo, South Carolina
SS - Nolan Fontana, Florida
3B - Jake Smith, Alabama
C - Micah Gibbs, LSU
OF - Matt den Dekker, Florida
OF - Trent Mummey, Auburn
OF - Jackie Bradley Jr., South Carolina

2011
P - Sonny Gray, Vanderbilt
1B - Dominic Ficociello, Arkansas
1B - Christian Walker, South Carolina
2B - Scott Wingo, South Carolina
SS - Nolan Fontana, Florida
3B - Jason Esposito, Vanderbilt
C - Mike Zunino, Florida
OF - Taylor Dugas, Alabama
OF - Mikie Mahtook, LSU
OF - Zach Cone, Georgia
OF - Jackie Bradley Jr., South Carolina

2012
P - Ryan Eades, LSU
P - Kendall Graveman, Mississippi State
P - Michael Roth, South Carolina
1B -Dominic Ficociello, Arkansas
2B - Alex Yarbrough, Ole Miss
SS - Nolan Fontana, Florida
3B - Matt Reynolds, Arkansas
C - Mike Zunino, Florida
OF - Evan Marzilli, South Carolina
OF - Taylor Dugas, Alabama
OF - Austin Cousino, Kentucky

2013
P - Daniel Mengden, Texas A&M
1B - Mason Katz, LSU
1B - Cole Lankford, Texas A&M
2B - Tony Kemp, Vanderbilt
SS - Adam Frazier, Mississippi State
3B - Christian Ibarra, LSU
C - Stuart Turner, Ole Miss
OF - Austin Cousino, Kentucky
OF - Mike Yastrzemski, Vanderbilt
OF - Hunter Renfroe, Mississippi State

2014
P - Aaron Nola, LSU
P - Carson Fulmer, Vanderbilt
1B - Eric Fisher, Arkansas
2B - Brett Pirtle, Mississippi State
SS - Seth Heck, Mississippi State
3B - Joey Pankake, South Carolina
C - Jake Wise, Arkansas
C - Grayson Greiner, South Carolina
OF - Austin Cousino, Kentucky
OF - Tanner English, South Carolina
OF - Andrew Stevenson, LSU

2015
1B - Evan White, Kentucky
2B - Kyle Overstreet, Alabama
3B - Bobby Wernes, Arkansas
SS - Alex Bregman, LSU
C - Kade Scivicque, LSU
OF - Andrew Stevenson, LSU
OF - Mark Laird, LSU
OF - Buddy Reed, Florida
P - Carson Fulmer, Vanderbilt

2016
1B - Evan White, Kentucky
2B - Cole Freeman, LSU
2B - Ryne Birk, Texas A&M
3B - Nick Senzel, Tennessee
SS - Dalton Guthrie, Florida
C - Mike Rivera, Florida
OF - Buddy Reed, Florida
OF - Anfernee Grier, Auburn
OF - J.B. Woodman, Ole Miss
P - Jordan Sheffield, Vanderbilt
P - Kyle Simonds, Texas A&M
P - Dustin Beggs, Kentucky

2017
C - Michael Papierski, LSU
1B - Evan White, Kentucky
2B - Deacon Liput, Florida
3B - Josh Smith, LSU
SS - Dalton Guthrie, Florida
OF - Jeren Kendall, Vanderbilt
OF - Jonah Todd, Auburn
OF - Jake Mangum, Mississippi State
P - Brigham Hill, Texas A&M

2018
C - Grant Koch, Arkansas
1B - Cole Zabowski, Ole Miss
2B - Luke Jarvis, Auburn
3B - Jonathan India, Florida
SS - Connor Kaiser, Vanderbilt
OF - Zach Watson, LSU
OF - Jake Mangum, Mississippi State
OF - Dominic Fletcher, Arkansas
P - Will Neely, Tennessee

2019
C - Cooper Johnson, Ole Miss
1B - Trevor Ezell, Arkansas*
1B - Julian Infante, Vanderbilt*
2B - LJ Talley, Georgia
3B - Austin Martin, Vanderbilt
SS - Cam Shepherd, Georgia
OF - Dominic Fletcher, Arkansas
OF - Jake Mangum, Mississippi State
OF - Zach Watson, LSU
P - Garrett Stallings, Tennessee

The Academic All-SEC Team was developed to recognize the outstanding athletes who are also outstanding students. To be eligible for the award, a student-athlete must: 1) have a 3.0 grade point average for either the past year or for their career; 2) be a sophomore or higher in academic classification; and 3) have 24 semester hours countable toward a degree.

1971

Pos.	Player	School	GPA
1b	Jack Baker	Auburn	2.01
2b	Mike Moock	LSU	3.20
3b	Bobby Tucker	Tennessee	3.04
ss	Pete Rancont	Auburn	2.06
ut	Ray Hull	Florida	3.33
lf	Ted Milton	Miss. State	3.12
cf	Mike Harrelson	Georgia	3.48
rf	Rex Bynum	Alabama	3.21
ut	Norris Weese	Ole Miss	3.44
c	Greg Collins	Vanderbilt	2.43
p	Louis Farmer	LSU	3.20
p	Earl Nance	Auburn	2.60

HONORABLE MENTION: Infielders: Zack Rogers, UA, 3.47; David Voss, MSU, 3.21; John Flad, UF, 3.20. Outfielders: Joe Haefner, AU, 2.02; Terry Dubose, UA, 3.58; Jeff Love, VU, 2.20; Adams Carroll, VU, 2.20. Pitcher: David Thomas, UF, 3.40.

1972

Pos.	Player	School	GPA
1b	Zack Rogers	Alabama	2.10
2b	Bobby Tucker	Tennessee	3.29
ss	Ray Hull	Florida	3.65
3b	Phil Baker	Georgia	3.33
lf	Joe Haefner	Auburn	2.27
cf	Norris Weese	Ole Miss	3.70
rf	Paul Husband	Ole Miss	3.46
ut	Rex Bynum	Alabama	2.07
ut	Richard Groover	Georgia	3.45
p	Alan Okun	Georgia	3.17

1973

Pos.	Player	School	GPA
1b	Rick Counts	Miss. State	3.06
2b	Steve Spitz	LSU	3.00
3b	Phil Baker	Georgia	3.16
ss	Wayne Pinkerton	Miss. State	3.10
ut	Bill Finney	Florida	4.00
lf	Bobby Tucker	Tennessee	3.18
cf	Norris Weese	Ole Miss	4.00
rf	Paul Husband	Ole Miss	3.88
ut	Paul Spivey	Alabama	2.26
c	Greg Collins	Vanderbilt	2.90
p	Bill Lawrence	Auburn	2.32
p	Barry Gaddis	Ole Miss	3.00

HONORABLE MENTION: Infielders: Zack Rogers, UA, 2.08; Xavier Prida, UF, 3.6; Gerald Belcher, UK, 3.2; Sonny Denniston, UK, 3.52; Wally McMakin, LS, 3.00; Greg Ferrara, LS, 3.0; Steve Collins, LS, 3.0; Tommy Cox, UT, 3.72. Outfielders: Nick DeVirgilis, UF, 4.0; Alan Okun, UG, 3.21; Jimmy Hall, UK, 3.1. Catchers: John O'Connor, UG, 3.31; Hal Bibee, UT, 3.39. Pitchers: Ed McCaw, UK, 3.16; Bob Woodward, LS, 3.0; Guy Hollingsworth, LS, 3.1.

1974

Pos.	Player	School	GPA
1b	Bill Oden	Tennessee	3.34
2b	T.Y. Gunter	Ole Miss	3.07
3b	Vic Sharek	Auburn	2.62
ss	Sparky Wilson	Georgia	3.00
ut	Sonny Denniston	Kentucky	3.21
lf	Randall Aldridge	LSU	3.75
cf	Jim Turner	Georgia	3.47
rf	Steve Carp	Georgia	3.31
ut	Bill Finney	Florida	4.00
dh	Charles Winslette	Georgia	4.00
c	John Fuller	Florida	3.00
c	Hal Bibee	Tennessee	3.44
p	Doug Corbett	Florida	3.10
p	Mark Cummings	Tennessee	3.42
p	Tom Charpentier	LSU	3.00

HONORABLE MENTION: Infielders: Joe Bob Cole, MSU, 3.06; Bill Bolander, UF, 3.21; Bubba Hubbard, UM, 3.20. Outfielders: Phil Baker, UG, 3.14; Dennis Bailey, AU, 2.03; Billy Fouch, UK, 3.00; Darrell Saunders, UK, 3.20. Catchers: John O'Connor, UG, 3.21; John Koenen, UK, 3.00. Pitchers: Bill Lawrence, AU, 2.17; Ed McCaw, UK, 3.45; Bill Ivie, UG, 3.55; Jim Mitchell, UG, 3.00.

1975

Pos.	Player	School	GPA
1b	Rick Honeycutt	Tennessee	3.00
2b	Gene Menees	Vanderbilt	2.50
3b	David Bowden	Florida	3.28
ss	T.Y. Gunter	Ole Miss	3.40
ut	Phil Baker	Georgia	3.67
lf	Randy Aldridge	LSU	3.40
cf	Dennis Bailey	Auburn	2.54
rf	Bill Finney	Florida	4.00
ut	Bill Hatfield	Tennessee	3.09
dh	Wally McMakin	LSU	3.00
c	Hal Bibee	Tennessee	3.51
p	Ed McCaw	Kentucky	3.82
p	Bill Ivie	Georgia	3.50
p	Guy Hollingsworth	LSU	3.20
p	Mike Park	Ole Miss	3.00

HONORABLE MENTION: Infielders: David Snell, UG, 3.67; Bill Oden, UT, 3.48; Greg Ferrara, LS, 3.5; Bruce Farman, UG, 4.00; Mark Saber, UG, 3.0. Pitchers: David Ray, UM, 3.82; Mike Coyne, VU, 2.20; Pat Whealey, LS, 3.20; Mark Cummings, UT, 3.35; Jim Handley, AU, 2.32; Lamar Pritchard, MSU, 3.25.

1976

Pos.	Player	School	GPA
1b	Randy Gipson	Kentucky	3.00
2b	Robbie Howard	Tennessee	3.26
3b	Wally McMakin	LSU	3.30
ss	Tony Toups	LSU	3.20
ut	Roger Holt	Florida	3.00
lf	Jimmy Sherrill	Kentucky	3.33
cf	Billy Fouch	Kentucky	3.00
rf	Darrell Saunders	Kentucky	3.17
ut	Fred Dunlap	Miss. State	3.41
dh	LeRoy Robbins	Kentucky	3.80
p	Steve Pewitt	Kentucky	3.17
p	Rick Honeycutt	Tennessee	3.06
p	Robert Hudson	Auburn	2.40

HONORABLE MENTION: Infielders: J.B. Caldwell, UF, 3.64; Vaughan Meiners, LS, 3.40; Mike Pomeranz, UM, 3.00; John Cortese, UF, 3.31; Scott Shepherd, MSU, 3.58; Mike Moore, UK, 3.44; Chuck Long, UK, 3.81; Bruce Farman, UG, 3.42; T.Y. Gunter, UM, 3.42, Kenny Sholl, VU, 2.21. Outfielders: Bill Hatfield, UT, 3.32; Larry Littleton, UG, 3.14; Pat Ball, UM, 3.44; Terry Fitzgerald, UF, 3.07. Pitchers: Mark McClanahan, AU, 2.33; Bruce Baker, UF, 3.69; Eric Hiller, UF, 3.36; Pat Whealey, LS, 3.01; Trevor Nau, UM, 4.00.

1977

Pos.	Player	School	GPA
1b	Randy Gipson	Kentucky	3.07
2b	John Cortese	Florida	3.00
3b	Bubba Hubbard	Ole Miss	3.31
ss	Bubba Kizer	Georgia	3.00
ut	Roger Holt	Florida	3.00
ut	Mike Pomeranz	Ole Miss	3.02
lf	LeRoy Robbins	Kentucky	3.75
cf	Pat Ball	Ole Miss	3.44
rf	Ken Lee	Miss. State	3.20
ut	John Brantley	Florida	3.20
dh	Robbie Howard	Tennessee	3.17
c	Scott Galloway	Miss. State	3.00
p	Robert Hudson (R)	Auburn	2.05
p	Steve Pewitt (L)	Kentucky	3.25

HONORABLE MENTION: Infielders: J.B. Caldwell, UF, 3.21; Tommy Cook, UT, 3.77; Cliff Ford, UM, 3.31; Scott Shepherd, MSU, 3.88; Gary DeLoach, UA, 2.16; Tommy Belk, UA, 2.00; Chuck Long, UK, 3.62. Outfielders: Larry Pavlou, MSU, 3.50. Pitcher: Mike Darby, MSU, 3.10.

1978

NOTE: No Academic All-SEC Team was named in 1978.

1979

Pos.	Player	School	GPA
1b	Randy Gipson	Kentucky	3.10
2b	Chuck Long	Kentucky	3.58
3b	Nelson Jennings	Vanderbilt	2.23
ss	Steve Houlberg	Alabama	2.25
ut	Gary Jack	Alabama	2.79
lf	Bob Kocol	Miss. State	3.26
cf	Jeff Pyburn	Georgia	3.34
rf	Larry Pavlou	Miss. State	3.50
ut	Lucien Tujaque	LSU	3.20
dh	Jim Leopold	Kentucky	3.67
c	Steve Vogel	Kentucky	3.00
c	Bob White	Georgia	3.47
p	Pete Teixeira	Florida	3.38
p	Lynn Humphries	Auburn	2.37
p	Ken Rabun	Georgia	3.23

HONORABLE MENTION: Infielders: Cliff Ford, UM, 3.06; Tom Hatfield, UK, 3.61. Outfielders: Bubba Chrismer, UG, 3.37. Catcher: Mike Sterling, MSU, 3.45. Pitchers: David Livingston, UF, 3.08; Kerry Jolly, UK, 3.47; Al Ward, UM, 3.36.

1980

Pos.	Player	School	GPA
1b	Gary Jack	Alabama	2.73
2b	Wade McKinney	Georgia	3.10
3b	Nelson Jennings	Vanderbilt	2.20
ss	Tom Hatfield	Kentucky	3.46
ut	Randy Olson	LSU	3.00
lf	Chuck Kinzel	Tennessee	3.45
cf	Jeff Pyburn	Georgia	3.46
rf	Bubba Chrismer	Georgia	3.48
ut	James Leopold	Kentucky	3.44
dh	Mark Dunning	Alabama	2.07
c	Bob White	Georgia	3.29
c	Steve Vogel	Kentucky	3.06
p	Gene Richie	Georgia	3.26
p	Jeff Keener	Kentucky	3.36
p	John Shrewsberry	Miss. State	3.16

HONORABLE MENTION: Infielder: Alan Mock, AU, 3.7. Outfielders: Terry Loe, MSU, 3.12. Catcher: Kirk Swigert, UK, 3.20. Pitchers: Bob Silvanik, UK, 3.13; Don Mundie, MSU, 3.29.

1981

Pos.	Player	School	GPA
1b	Gary Jack	Alabama	2.73
2b	Alan Mock	Auburn	3.70
3b	Jeff Shartzer	Kentucky	3.28
ss	Billy Martz	Miss. State	3.74
ut	Tom Hatfield	Kentucky	3.50
of	Glenn Carpenter	Florida	3.01
of	Bobby Pierce	Alabama	2.10
of	Robert Sorrell	Auburn	4.00
ut	Cam Stubbs	Vanderbilt	3.84
c	Bob White	Georgia	3.23
c	Terry Loe	Miss. State	3.25
p	Jeff Keener	Kentucky	3.30
p	Don Mundie	Miss. State	3.34
p	Mark Harris	Georgia	3.53

HONORABLE MENTION: Pitchers: Jimmy Boring, UT, 3.32; John Shrewsberry, MSU, 3.06; John Adams, UM, 3.40; Gary Smith, AU, 3.00.

1982

Pos.	Player	School	GPA
1b	Cam Stubbs	Vanderbilt	2.00
2b	Russell Smith	Auburn	3.37
3b	Mario Alos	Florida	3.00
ut	Dan Van Cleve	Miss. State	3.56
ss	Bret Elbin	Alabama	2.50
dh	Rob Skates	Alabama	2.10
of	Robert Sorrell	Auburn	3.88
of	Rick Fuentes	Georgia	3.00
of	Kent Yarbrough	Vanderbilt	2.60
of	Bill Barker	Kentucky	3.00
of	Sam Basso	Auburn	3.20
p	Nick Krsnich	Florida	3.12
p	Jeff Brewer	Alabama	2.25
p	Gary Smith	Auburn	3.10
p	Craig Kizer	Georgia	3.04

1983

Pos.	Player	School	GPA
1b	Dan Van Cleve	Miss. State	3.43
2b	Russell Smith	Auburn	3.40
3b	Bret Elbin	Alabama	2.52
ss	Mark Howie	LSU	3.00
lf	Rob Skates	Alabama	2.02
cf	Brad Winkler	Miss. State	3.46
rf	Ken Jackson	Kentucky	3.07
ut	Kent Yarbrough	Vanderbilt	2.44
c	Mike Stanley	Florida	3.50
p	George Reyes	Florida	3.18
p	Scott Ruskin	Florida	3.50
p	Tom Hoerman	Vanderbilt	2.00

HONORABLE MENTION: Pitchers: Jeff Brewer, UA, 2.15; Mike Murdock, LS, 3.0; Dan Whelan, UK, 3.17; Jim Colmer, UM, 3.48; Jeff Trenning, VU, 2.0; Mike McCann, MSU, 3.47.

In 1984 the Southeastern Conference developed the Academic Baseball Honor Roll. The new format was adopted to recognize those athletes who had a 3.0 grade point average (either cumulative or during the past year), and had 24 semester or 26 quarter hours countable toward a degree. Prior to the 1996-97 season, the SEC dropped the requirement of earning a letter for that season.

ACADEMIC HONORS

1984

Name	School
Jeff Brewer	Alabama
Jeff Umphrey	Alabama
Donald Carr	Florida
Russ Kibler	Florida
Scott Lusader	Florida
Mike Stanley	Florida
Robert Cogan	Georgia
Kevin Finn	Georgia
Chris Carroll	Kentucky
Tim Feger	Kentucky
Dan Whelan	Kentucky
Mark Howie	LSU
Bryan Farmer	Ole Miss
Joe Gex	Ole Miss
Kyle Gordon	Ole Miss
Steve King	Mississippi State
Bobby Locke	Mississippi State
Mike McCann	Mississippi State
Dan Van Cleve	Mississippi State
Pat Sullivan	Tennessee
Greg Allen	Vanderbilt
Tim Brecht	Vanderbilt
Joey Cora	Vanderbilt
Scott Darling	Vanderbilt
Tom Hoerman	Vanderbilt
Bob Nicolich	Vanderbilt
Jeff Trenning	Vanderbilt

1985

Name	School
David Turner	Alabama
Michael Wiggins	Alabama
Scott Tillery	Auburn
David Wilson	Auburn
Stan Fascher	Florida
Lance Hodges	Florida
Scott Lusader	Florida
Tim Touma	Florida
Scott Bohlke	Georgia
Bog Cogan	Georgia
Joseph Zimmerman	LSU
David Bass	Ole Miss
Doug Duvall	Ole Miss
Joe Gex	Ole Miss
Kyle Gordon	Ole Miss
Rodney Mattina	Ole Miss
Frank Davis	Mississippi State
Samuel Duda	Mississippi State
Steve King	Mississippi State
Will McRaney	Mississippi State
John Scott	Mississippi State
Gator Thiesen	Mississippi State
Dan Van Cleve	Mississippi State
Patrick Sullivan	Tennessee
Joey Cora	Vanderbilt
Jeff Trenning	Vanderbilt

1986

Name	School
Chris Barnes	Alabama
David Turner	Alabama
Mike Wiggins	Alabama
Tony Haney	Auburn
David Wilson	Auburn
John Floyd	Florida
Scott Bohlke	Georgia
Read Davis	Georgia
Darren Howard	Georgia
Mark Blythe	Kentucky
Scott Weakley	Kentucky
Alan Yankey	Kentucky
Terry Belle	LSU
Joe Zimmerman	LSU
Doug Duvall	Ole Miss
Kyle Gordon	Ole Miss
James Sikes	Ole Miss
Kenneth Edwards	Mississippi State
Steven King	Mississippi State
Charles McCraney	Mississippi State
William McDonald	Mississippi State
Will McRaney, Jr.	Mississippi State
Mike Martin	Mississippi State
William Weaver	Mississippi State
Ray Labelle	Tennessee
Kyle Balch	Vanderbilt
Joseph Jackson	Vanderbilt

1987

Name	School
Kenneth Trusky	Alabama
Tony Haney	Auburn
David Wilson	Auburn
Scott Bohlke	Georgia
Matt Hoitsma	Georgia
Mark Blythe	Kentucky
Peter Bush	LSU
Mark Guthrie	LSU
Robert Hartwig	LSU
Kyle Gordon	Ole Miss
James Sikes	Ole Miss
John Simon	Ole Miss
Robert Troy Simon	Ole Miss
Matt Smith	Ole Miss
Randall Abrams	Mississippi State
Nelson Arriette	Mississippi State
Joseph Hurst	Mississippi State
Charles McCraney	Mississippi State
David McMahon	Mississippi State
Mike Martin	Mississippi State
Burke Masters	Mississippi State
Trent Weaver	Mississippi State
James Boyce	Tennessee
Steven Caputo	Tennessee
Billy Carver	Tennessee
Jeffrey Greer	Tennessee
Clark Rose	Tennessee
Kyle Balch	Vanderbilt
Brad Harris	Vanderbilt
Robert Schabes	Vanderbilt

1988

Name	School
Michael Soper	Alabama
Kenneth Trusky	Alabama
Jason Bridges	Alabama
Robert Fletcher	Alabama
Anthony Pisciotta	Alabama
Tony Haney	Auburn
Clark Preble	Auburn
Parks Johnson	Florida
Richard Bielski	Georgia
John Hampton	Kentucky
Billy White	Kentucky
Bruce Wise	Kentucky
Mark Blythe	Kentucky
Jim Dill	Kentucky
Roger Gum	Kentucky
Joseph Welch	Kentucky
Daniel Edwards	LSU
Richard Carroll	Ole Miss
Keith Kessinger	Ole Miss
James Sikes	Ole Miss
Matthew Smith	Ole Miss
Edward Pounds	Ole Miss
Jody Hurst	Mississippi State
Tracy Jobes	Mississippi State
Mike Martin	Mississippi State
Burke Masters	Mississippi State
David McMahon	Mississippi State
Tommy Raffo	Mississippi State
Bobby Reed	Mississippi State
M. John Neal	Tennessee
Clark Rose	Tennessee
Kyle Bauch	Vanderbilt
Bob Schabes	Vanderbilt

1989

Name	School
John Hardie	Alabama
Peter Hinkle	Alabama
Hunter Plott	Alabama
Derek Crownover	Auburn
Jeff Leatherman	Auburn
Clark Preble	Auburn
Tommy Youngblood	Auburn
Matt Hoitsma	Georgia
Roger Miller	Georgia
Mark Blythe	Kentucky
Jim Dill	Kentucky
Roger Gum	Kentucky
John Hampton	Kentucky
Joe Welch	Kentucky
Billy White	Kentucky
Bruce Wise	Kentucky
Freddie Joseph	Ole Miss
Keith Kessinger	Ole Miss
Pepper Pounds	Ole Miss
Darin Asbill	Mississippi State
Chuck Daniel	Mississippi State
Chuck Holly	Mississippi State
Jody Hurst	Mississippi State
Russ Mahan	Mississippi State
Burke Masters	Mississippi State
Rob Norman	Mississippi State
Tommy Raffo	Mississippi State
Barry Winford	Mississippi State
Ron Winford	Mississippi State
Ernie Wright	Mississippi State
John Neal	Tennessee
Clark Rose	Tennessee
Mark Tranbarger	Tennessee
Jamie Abbgy	Vanderbilt
Jeff Callahan	Vanderbilt
Bryant Freer	Vanderbilt
Rick Holt	Vanderbilt
Bob Schabes	Vanderbilt
John Turnbull	Vanderbilt

1990

Name	School
Chris Barnes	Alabama
Jon Henn	Alabama
Pete Hinkle	Alabama
Mickey Kerns	Alabama
Jeff Laubenthal	Alabama
Hunter Plott	Alabama
Mark Roberts	Alabama
Mickey Tomey	Auburn
Jeff Leatherman	Auburn
John Moorer	Auburn
Todd O'Donnell	Auburn
Mike Moberg	Florida
Todd McCray	Florida
Tony Sharkins	Florida
Jeff Cooper	Georgia
Matt Hoitsma	Georgia
Brian Jester	Georgia
Paul Corum	Kentucky
Mike Harris	Kentucky
Darin Rieman	Kentucky
Tom Robeson	Kentucky
David Herry	LSU
Freddie Joseph	Ole Miss
Pepper Pounds	Ole Miss
Collier Simpson	Ole Miss
Burke Masters	Mississippi State
Tommy Raffo	Mississippi State
Chuck Daniel	Mississippi State
Jon Harden	Mississippi State
Rob Norman	Mississippi State
Joey Hamilton	Mississippi State
Clark Rose	Tennessee
Mark Tranbarger	Tennessee
Rick Holt	Vanderbilt
Todd Muckerheide	Vanderbilt
Jim Schifman	Vanderbilt
John Turnbull	Vanderbilt
Chip Fridrich	Vanderbilt

1991

Name	School
Pete Hinkle	Alabama
Jeff Laubenthal	Alabama
Tommy Milstead	Alabama
Hunter Plott	Alabama
Tommy Carter	Auburn
Mark Fuller	Auburn
Jon Hebel	Auburn
Jeff Leatherman	Auburn
Todd O'Donnell	Auburn
Jason Beaird	Florida
Ray Suplee	Georgia
Paul Corum	Kentucky
Blake Feeney	Kentucky
Tom Froning	Kentucky
Tim Bauer	LSU
Paul Byrd	LSU
Matt Chamberlain	LSU
Pat Garrity	LSU
Rob Boyd	Ole Miss
Kary Bridges	Ole Miss
Tom Luke	Ole Miss
Brian Maxcy	Ole Miss
Chuck Daniel	Mississippi State
Corbin Davis	Mississippi State
Joey Hamilton	Mississippi State
Jon Harden	Mississippi State
Tom Howe	Mississippi State
Rob Norman	Mississippi State
Tom Quinn	Mississippi State
Mark Tranbarger	Tennessee
Mickey Ellison	Vanderbilt
Rick Holt	Vanderbilt
John Turnbull	Vanderbilt

1992

Name	School
Juan Debrand	Alabama
Matt Homan	Alabama
Jeff Laubenthal	Alabama
Scott Brocail	Arkansas
Allen Williams	Arkansas
Mark Fuller	Auburn
Todd O'Donnell	Auburn
Mickey Tomey	Auburn
Brian Duva	Florida
Kenneth Mercer	Florida
Brian Purvis	Florida
David Valdes	Florida
Blaise Kozeniewski	Georgia
Paul Corum	Kentucky
Mark Etter	Kentucky
Tom Froning	Kentucky
Greg Mercer	Kentucky
Jeff Norman	Kentucky
Max Reitz	Kentucky
Steve Zongor	Kentucky
Timothy Bauer	LSU
Matt Chamberlain	LSU
David Herry	LSU
Chris Moock	LSU
Jared Mula	LSU
Bhrett McCabe	LSU
Mike Sirotka	LSU
Rob Boyd	Ole Miss
Kary Bridges	Ole Miss
Vance Holland	Ole Miss
Tom Luke	Ole Miss
David Maxcy	Ole Miss
Nate Riddley	Ole Miss
Collier Simpson	Ole Miss
Chuck Daniel	Mississippi State
Jon Harden	Mississippi State
Steve Hegan	Mississippi State
Tom Howe	Mississippi State
Tom Quinn	Mississippi State
Christopher Adams	South Carolina
Jeffrey Easterling	South Carolina
T.E. Stokes III	South Carolina
Phil Dannunzio	Tennessee
Jeff Foster	Tennessee
Chris Kelley	Tennessee
Richard King	Tennessee
Thomas Pendley	Vanderbilt

1993

Name	School
Jeff Crane	Alabama
Jeff Laubenthal	Alabama
Geno Saunders	Alabama
Scott Brocail	Arkansas
Carl Stall	Arkansas
Steve Taft	Arkansas
Allen Williams	Arkansas
Jason Johnson	Auburn
James Waggoner	Auburn
Brian Duva	Florida
Brandt Mathers	Florida
Shane McGinnis	Florida
David Valdes	Florida
John Yselonia	Georgia
Mark Etter	Kentucky
Andy McCord	Kentucky
Billy Thompson	Kentucky
Mike Sirotka	LSU
Matt Chamberlain	LSU
Brian Winders	LSU
Charles Barbour	Ole Miss
William Bridges	Ole Miss
Eric McMahan	Ole Miss
Christopher Young	Ole Miss
Tripp Hill	Mississippi State
Jay Powell	Mississippi State
Gary Rath	Mississippi State
Bryan Triche	Mississippi State
Larry Tomkins	Mississippi State
Drew Williams	Mississippi State
Joseph Biernat	South Carolina
Jeff Easterling	South Carolina
Watson Maynard	South Carolina
Stacy Stokes	South Carolina
Kelly White	South Carolina
Jeffery Foster	Tennessee
Adam Priest	Tennessee
David Daniels	Vanderbilt
Mickey Ellison	Vanderbilt
Nick Morrow	Vanderbilt
Tom Pendley	Vanderbilt
Brad Reese	Vanderbilt
Jason Robbins	Vanderbilt
Boomer Whipple	Vanderbilt

1994

Name	School
Bernie Bellard	Alabama
Mike McDonald	Alabama
Geno Saunders	Alabama
Anthony Box	Alabama
Scott Brocail	Arkansas
Scott Cunningham	Arkansas
Brad Mulvaney	Arkansas
Allen Williams	Arkansas
Jim Hamilton	Arkansas
John Miller	Arkansas
Bryant Richardson	Arkansas
Brian Rogers	Arkansas
Jay Waggoner	Auburn
Russell Whittenburg	Auburn
Eric Castaldo	Florida
Brian Duva	Florida
Dean Kent	Florida
Sean McClellan	Florida
Matt Parker	Florida
Chris Simpkins	Florida
Chris Ciaccio	Georgia
Todd Crane	Georgia
Darren Hamrick	Georgia
Matt Bowles	Kentucky
Mark Etter	Kentucky
Brad Hindersman	Kentucky
Andrew McCord	Kentucky
Brian Reed	Kentucky
Kevin Ainsworth	LSU
Scott Berardi	LSU
Tim Lanier	LSU
Bhrett McCabe	LSU
Warren Morris	LSU
Kevin Ward	LSU
Charles Barbour	Ole Miss
David Blevins	Ole Miss
Lennon Bowen IV	Ole Miss
Keith Lewis	Ole Miss
Jarret Nichols	Ole Miss
Christopher Young	Ole Miss
Jerry Dupuy	Mississippi State
Steven Jaszczak	Mississippi State
Edward Lyons	Mississippi State
David Perkins	Mississippi State
Alfred Rath	Mississippi State
Jason Robinson	Mississippi State
Lawrence Tomkins	Mississippi State
James Williams	Mississippi State
James Badolato	South Carolina
Watson Maynard	South Carolina
Stacy Stokes	South Carolina
Kelly White	South Carolina
Scotty Pace	South Carolina
Bradley Greene	Tennessee
Adam Priest	Tennessee
Geoffrey Rosenbaum	Tennessee
Adam Swallows	Tennessee
David Daniels	Vanderbilt
Jason Elliott	Vanderbilt
Nick Morrow	Vanderbilt
Jason Robbins	Vanderbilt
Boomer Whipple	Vanderbilt

1995

Name	School
Rick Detoto	Alabama
Chris Eilers	Alabama
Jason Jordan	Alabama
Barry L. Lunney, Jr.	Arkansas
Todd Gober	Auburn
Jason Leboeuf	Auburn
Eric Castaldo	Florida
Jesse Curtis	Florida
David Eckstein	Florida
Dean Kent	Florida
Chris Ciaccio	Georgia
Todd Crane	Georgia
Michael Toci	Georgia
Chad Whittemore	Georgia
Aaron Acuff	Kentucky
Andrew McCord	Kentucky
Greg Reid	Kentucky
Janak Talwalker	Kentucky
Kevin Ainsworth	LSU
Casey Cuntz	LSU
Tim Lanier	LSU
Bhrett McCabe	LSU
Warren Morris	LSU
Kevin Ward	LSU
Brian Winders	LSU
Charles Barbour	Ole Miss
Billy Bernard	Ole Miss
Chris Vowell	Ole Miss
Ryan Young	Ole Miss
Doug Newman	Mississippi State
Scott Tanksley	Mississippi State
Rusty Thoms	Mississippi State
Scott Tribolet	Mississippi State
Brian Adams	South Carolina
Brian Hucks	South Carolina
Watson Maynard	South Carolina
Robert Watson, Jr.	South Carolina
Bryce Christensen	Tennessee
Robert A. Dickey	Tennessee
Brad Greene	Tennessee
Ryan Bachman	Vanderbilt
David Daniels	Vanderbilt
Jason Elliott	Vanderbilt
Jason Robbins	Vanderbilt
Boomer Whipple	Vanderbilt

1996

Name	School
Joe Caruso	Alabama
Chris Eilers	Alabama
Eric Goldis	Alabama
Brett Taft	Alabama
Brad Mulvaney	Arkansas
Matt Erickson	Arkansas
Jason McConnell	Arkansas
Chad Tidwell	Arkansas
Reggie Williams	Arkansas
Elliot Brown	Auburn
Kirby Clark	Auburn
Adam Sullivan	Auburn
Eric Castaldo	Florida
David Eckstein	Florida
Matt Parker	Florida
Shane Seroyer	Florida
Aaron Acuff	Kentucky
Janak Talwalkar	Kentucky
Brian Daugherty	LSU
Chris Demouy	LSU
Eddie Furniss	LSU
Tim Lanier	LSU
Warren Morris	LSU
Kevin Ward	LSU
Brad Wilson	LSU
Charles Barbour	Ole Miss
Jason Huisman	Ole Miss
Keith Lewis	Ole Miss
Marc MacMillan	Ole Miss
Brian Clark	Mississippi State
Dustin Dabbs	Mississippi State
Brad Freeman	Mississippi State
Jeremy Jackson	Mississippi State
Ben Jenkins	Mississippi State
Van Johnson	Mississippi State
Richard Lee	Mississippi State
Adam Piatt	Mississippi State
Scott Polk	Mississippi State
Rusty Thoms	Mississippi State
Ryan Bordenick	South Carolina
Craig Dour	South Carolina
Oliver Harwas	South Carolina
Brian Hucks	South Carolina
Brent Moore	South Carolina
Rob Streicher	South Carolina
Ryan Szejbka	South Carolina
Rob Watson	South Carolina
Justin Altman	Tennessee
Travis Copley	Tennessee
R. A. Dickey	Tennessee
Ryan Meyers	Tennessee
Ryan Bachman	Vanderbilt
Ryan Brown	Vanderbilt
Glenn Davis	Vanderbilt
Jimmy Dykes	Vanderbilt
Paul Seybt	Vanderbilt

1997

Name	School
Chris Eilers	Alabama
Robbie Tucker	Alabama
Matt Erickson	Arkansas
Eric Hinske	Arkansas
Barry Lunney	Arkansas
Derek Matheson	Arkansas
Jason McConnell	Arkansas
Mike Moriarty	Arkansas
Rob Quarnstrom	Arkansas
Casey Dunn	Auburn
Stephen Chambliss	Auburn
Adam Sullivan	Auburn
Patrick Wootton	Auburn
Charles Aulet	Florida
Tommy Bond	Florida
David Eckstein	Florida
Chris Floyd	Florida
Sergio Rodriguez	Florida
Shane Seroyer	Florida
Aaron Acuff	Kentucky
Greg Reid	Kentucky
Eric Berthelot	LSU
John Blancher	LSU
Patrick Coogan	LSU
Casey Cuntz	LSU
Brian Daugherty	LSU
Chris Demouy	LSU
Eddy Furniss	LSU
Jeff Harris	LSU
Joey Painich	LSU
Mark Dixon	Ole Miss
Vince Fiore	Ole Miss
Jason Huisman	Ole Miss
Lance Tolbert	Ole Miss
Brooks Bryan	Miss. State
Scott Clark	Miss. State
Jeremy Jackson	Miss. State
Van Johnson	Miss. State
Richard Lee	Miss. State
Adam Piatt	Miss. State
Scott Polk	Miss. State
Brad Shumaker	Miss. State
Sparky Sparkman	Mississippi State
Rusty Thoms	Mississippi State
Brian Wiese	Mississippi State
Ryan Bordenick	South Carolina
Craig Dour	South Carolina
Brett Jodie	South Carolina
Rob Streicher	South Carolina
Ryan Szwejbka	South Carolina
Robert Watson	South Carolina
Charles Coker	Tennessee
Travis Copley	Tennessee
Jeff Pickler	Tennessee
C. Christensen	Vanderbilt
Glenn Davis	Vanderbilt
Jimmy Dykes	Vanderbilt
Richard Giannola	Vanderbilt
Bradley Hastings	Vanderbilt
Ryan Hobbs	Vanderbilt
Paul Seybt	Vanderbilt
David Woods	Vanderbilt

1998

Name	School
Tripp Baldwin	Alabama
David Mote	Alabama
Brent Caldwell	Arkansas
Brad Hagedorn	Arkansas
Eric Hinske	Arkansas
Joe Jester	Arkansas
Derek Matheson	Arkansas
Mike Moriarity	Arkansas
Jack Welsh	Arkansas
Jerel Whitekiller	Arkansas
Tucker Dearth	Auburn
Casey Dunn	Auburn
George Jones	Auburn
Kevin Knorst	Auburn
Derek Reif	Auburn
Michael Gray	Florida
Tim Johnson	Florida
Ty Martin	Florida
Matt McClendon	Florida
Jeff Cardozo	Florida
Stuart McFarland	Florida
Sergio Rodriquez	Florida
Shane Seroyer	Florida
Matt Siegel	Florida
Chris Hays	Georgia
Lance Shannon	Georgia
Andrew Green	Kentucky
Jeff Meade	Kentucky
Josh Paxton	Kentucky
Justin Sanders	Kentucky
Blair Barbier	LSU
Matt Colvin	LSU
Chris Demouy	LSU
Eddy Furniss	LSU
Doug Thompson	LSU
Matt Ceriani	Ole Miss
Stephen Cramblitt	Ole Miss
Benjamin Edwards	Ole Miss
Jason Huisman	Ole Miss
Thomas Magee	Ole Miss
David Swan	Ole Miss

ACADEMIC HONORS

Robert Voltz	Ole Miss
Brooks Bryan	Mississippi State
Scott Clark	Mississippi State
Mark Freed	Mississippi State
Jeremy Jackson	Mississippi State
Van Johnson	Mississippi State
Richard Lee	Mississippi State
Brett Muhlhan	Mississippi State
Sparky Sparkman	Mississippi State
Rusty Thoms	Mississippi State
Brian Wiese	Mississippi State
Ryan Bordenick	South Carolina
Adam Everett	South Carolina
Brett Jodie	South Carolina
Brian Kirby	South Carolina
Justin Morris	South Carolina
Travis Copley	Tennessee
Jason Evans	Tennessee
Eduardo Figueroa	Tennessee
Jeff Pickler	Tennessee
Chris Christensen	Vanderbilt
Justin Dill	Vanderbilt
Jimmy Dykes	Vanderbilt
Paul Seybt	Vanderbilt
David Woods	Vanderbilt

1999

Name	School
Justin Smith	Alabama
Jeremy Vaughn	Alabama
Mark Burnett	Arkansas
Scott Crossett	Arkansas
Greg Gilleland	Arkansas
Brad Hagedorn	Arkansas
Scott Hurley	Arkansas
Derek Matheson	Arkansas
Wes McCrotty	Arkansas
David Walling	Arkansas
Dan Wright	Arkansas
Tucker Dearth	Auburn
Casey Dunn	Auburn
Todd Faulkner	Auburn
Mailon Kent	Auburn
Derek Reif	Auburn
Joseph Zanthos	Auburn
Jeff Cardozo	Florida
Kevin Coleman	Florida
Ryan Gleichowski	Florida
Ben Grezlovski	Florida
Tim Johnson	Florida
Matt McClendon	Florida
Stuart McFarland	Florida
Sergio Rodriguez	Florida
Shane Seroyer	Florida
Matt Siegel	Florida
Chris Hays	Georgia
Kyle Hudlow	Georgia
David Lamberth	Georgia
Will Crumbaugh	Kentucky
Andy Green	Kentucky
Patrick Mahan	Kentucky
Jeff Meade	Kentucky
Josh Owens	Kentucky
Josh Paxton	Kentucky
Justin Sanders	Kentucky
Kurt Ainsworth	LSU
Christian Bourgeois	LSU
Josh Dalton	LSU
Mike Daly	LSU
Tim Nugent	LSU
Jeremy Witten	LSU
Joey Cramblitt	Ole Miss
Ryan Davis	Ole Miss
Jon Dickens	Ole Miss
Ben Edwards	Ole Miss
Justin Huisman	Ole Miss
Bailey Patridge	Ole Miss
Brandon Skelton	Ole Miss
Jude Voltz	Ole Miss
Jim Abraham	Mississippi State
Tanner Brock	Mississippi State
Scott Clark	Mississippi State
Justin Estel	Mississippi State
Mark Freed	Mississippi State
Jon Knott	Mississippi State
Brian Terry	Mississippi State
Brian Wiese	Mississippi State
Tripp Kelly	South Carolina
Matt Wilson	South Carolina
Hal Bibee	Tennessee
Justin Parker	Tennessee
Donnie Ross	Tennessee
Hunter Bledsoe	Vanderbilt
Kevin Geshke	Vanderbilt
Stephen Prather	Vanderbilt

2000

Name	School
Jeremy Vaughn	Alabama
Lance Cormier	Alabama
Scott McClanahan	Alabama
Kevin Marzion	Alabama
Jeff Fletcher	Arkansas
Brad Hagedorn	Arkansas
Charlie Isaacson	Arkansas
Brian Kirby	Arkansas
Jared Manatt	Arkansas
Wes McCrotty	Arkansas
Miike Moriarity	Arkansas
Matt Riethmaier	Arkansas
Jack Welsh	Arkansas
Kevin Dees	Auburn
Todd Faulkner	Auburn
Gabe Gross	Auburn
Mailon Kent	Auburn
Kevin Knorst	Auburn
Lynn Shoop	Auburn
Joseph Zanthos	Auburn
Jay Belflower	Florida
Kevin Coleman	Florida
Ryan Shealy	Florida
Spencer Williams	Florida
Stuart McFarland	Florida
Jeff Cardozo	Florida
Tim Johnson	Florida
Matt Siegel	Florida
Brian Haught	Florida
David Klebonis	Florida
Troy Davis	Georgia
Chris Hays	Georgia
Matt Steele	Georgia
Mark Thornhill	Georgia
Andy Green	Kentucky
Jeff Meade	Kentucky
Josh Paxton	Kentucky
Blair Barbier	LSU
Billy Brian	LSU
Mike Daly	LSU
Brad Hawpe	LSU
Trey Hodges	LSU
Jeremy Loftice	LSU
Billy McBride	LSU
Tommy Morel	LSU
Tim Nugent	LSU
Jeremy Witten	LSU
Clint Farrar	Ole Miss
Ronnie Goodwin	Ole Miss
Nathan Lyons	Ole Miss
Jude Voltz	Ole Miss
Joey Cramblitt	Ole Miss
Ryan Davis	Ole Miss
Jon Dickens	Ole Miss
Ben Edwards	Ole Miss
Bailey Patridge	Ole Miss
Travis Chapman	Mississippi State
Steven Dowe	Mississippi State
Justin Estel	Mississippi State
Mark Freed	Mississippi State
Jon Knott	Mississippi State
Ty Martin	Mississippi State
Ryan McGrath	Mississippi State
Joey Collums	Mississippi State
Kip Bouknight	South Carolina
Steven Bondurant	South Carolina
Rico Bravo	South Carolina
Trey Dyson	South Carolina
Nate Janowicz	South Carolina
Tripp Kelly	South Carolina
Jeremy Plexico	South Carolina
Shane Nelson	South Carolina
Jamie Poston	South Carolina
Matt Riddle	South Carolina
Steve Thomas	South Carolina
Matt Wilson	South Carolina
Hal Bibee, Jr.	Tennessee
Kurt Scott	Tennessee
Chris Burke	Tennessee
Drew Borland	Vanderbilt
Randall Prather	Vanderbilt
Kyle Flubacker	Vanderbilt
Kevin Geshke	Vanderbilt
Jeff Little	Vanderbilt
Sean Luellwitz	Vanderbilt
Karl Nonemaker	Vanderbilt
Scott Vanderhoff	Vanderbilt

2001

Name	School
Aaron Clark	Alabama
Lance Cormier	Alabama
Casey Lambert	Alabama
Scott McClanahan	Alabama
Jeremy Vaughn	Alabama
Owen Whitaker	Alabama
Robert Ferguson	Alabama
Jeff Fletcher	Arkansas
Jeff Hoefler	Arkansas
Brian Kirby	Arkansas
Jared Manatt	Arkansas
Wes McCrotty	Arkansas
Josh Merryman	Arkansas
Jonathan Murphy	Arkansas
Gabriel Gross	Auburn
Mailon Kent	Auburn
Kevin Knorst	Auburn
Lynn Shoop	Auburn
Joseph Zanthos	Auburn
Jeffrey Cardozo	Florida
Kevin Coleman	Florida
Kevin Estrada	Florida
Alex Hart	Florida
Kyle Olson	Florida
Adam Prida	Florida
Matthew Siegel	Florida
David Klebonis	Florida
Jonathan Armitage	Georgia
Shaun Helmey	Georgia
David Lamberth	Georgia
Kyle Magee	Georgia
Mark Thornhill	Georgia
Andrew Green	Kentucky
Jeff Meade	Kentucky
Jason Wolfe	Kentucky
Austin Madison	Kentucky
Michael Paxton	Kentucky
Christian Bourgeois	LSU
Billy Brian	LSU
Brad David	LSU
David Miller	LSU
Thomas Devon Morel	LSU
Tim Nugent	LSU
Wally Pontiff	LSU
Chad Vaught	LSU
Ronnie Goodwin	Ole Miss
Burney Hutchinson	Ole Miss
Lance Jones	Ole Miss
Nathan Lyons	Ole Miss
Craig Nugen	Ole Miss
Joel Lyons	Ole Miss
Clint Farrar	Ole Miss
Jeff Cardozo	Florida
Kevin Coleman	Florida
Alex Hart	Florida
David Klebonis	Florida
Tom Potter	Florida
Ryan Shealy	Florida
Matt Siegel	Florida
Karl Wiegandt	Florida
Jon Armitage	Georgia
Shaun Helmey	Georgia
Kyle Magee	Georgia
Mark Thornhill	Georgia
Brad Whitfield	Georgia
Matthew Woods	Georgia
Seth Morris	Kentucky
Brad Pickrell	Kentucky
Vincent Harrison	Kentucky
Austin Madison	Kentucky
Joel Gooch	Kentucky
Lance McKinster	Kentucky
Brad David	LSU
Justin Hill	LSU
David Miller	LSU
Tim Nugent	LSU
Wally Pontiff	LSU
Chad Vaught	LSU
Josh Christian	Ole Miss
Jon Dickens	Ole Miss
Clint Farrar	Ole Miss
Ronnie Goodwin	Ole Miss
Burney Hutchinson	Ole Miss
Lance Jones	Ole Miss
Nathan Lyons	Ole Miss
Matthew Brinson	Mississippi State
Joey Collums	Mississippi State
Steven Dowe	Mississippi State
Cager Garner	Mississippi State
J.T. Hardcastle	Mississippi State
Brad Hutto	Mississippi State
Phillip Willingham	Mississippi State
Josh Wooten	Mississippi State
Steven Bondurant	South Carolina
Ernie Bascuas	South Carolina
Rico Bravo	South Carolina
Kip Bouknight	South Carolina
Brennan Dees	South Carolina
Trey Dyson	South Carolina
Lee Gronkiewicz	South Carolina
Jeremy Plexico	South Carolina
Chris Plummer	South Carolina
Matt Riddle	South Carolina
Stephen Thomas	South Carolina
Matt Wilson	South Carolina
Hal Bibee	Tennessee
Brandon Hopkins	Tennessee
Ryan Moffett	Tennessee
Rob Bedwell	Vanderbilt
Adam Blue	Vanderbilt
Jeff Little	Vanderbilt
Chris Maultsby	Vanderbilt
Taylor Childress	Vanderbilt
Kenneth Dyer	Vanderbilt
Ulises Cabrera	Vanderbilt
Kyle Flubacker	Vanderbilt
Kevin Geshke	Vanderbilt
John Kaye	Vanderbilt
Sean Luellwitz	Vanderbilt
Karl Nonemaker	Vanderbilt
John Prothro	Vanderbilt
Brooks Rutledge	Vanderbilt
Jay Smith	Vanderbilt
Scott Vanderhoff	Vanderbilt

2002

Name	School
Aaron Clark	Alabama
Lance Cormier	Alabama
Scott Evans	Alabama
Robert Ferguson	Alabama
Casey Lambert	Alabama
Scott McClanahan	Alabama
Jeffrey Norris	Alabama
Grant Redding	Alabama
Matthew Whitaker	Alabama
Jeremy Vaughn	Alabama
Cody Clark	Arkansas
Jeff Fletcher	Arkansas
Clay Goodwin	Arkansas

Aaron Graves	Arkansas
Brett Hagedorn	Arkansas
Jeff Hoefler	Arkansas
Brian Kirby	Arkansas
Justin Leraris	Arkansas
Wes McCrotty	Arkansas
Josh Merryman	Arkansas
Jonathan Richmond	Arkansas
Andrew Wishy	Arkansas
Gabe Gross	Auburn
Mailon Kent	Auburn
Lynn Shoop	Auburn
Trent Wilson	Auburn
Jay Belflower	Florida
Jeff Cardozo	Florida
Kevin Coleman	Florida
Alex Hart	Florida
David Klebonis	Florida
Tom Potter	Florida
Ryan Shealy	Florida
Matt Siegel	Florida
Karl Wiegandt	Florida
Jon Armitage	Georgia
Shaun Helmey	Georgia
Kyle Magee	Georgia
Mark Thornhill	Georgia
Brad Whitfield	Georgia
Matthew Woods	Georgia
Seth Morris	Kentucky
Brad Pickrell	Kentucky
Vincent Harrison	Kentucky
Austin Madison	Kentucky
Joel Gooch	Kentucky
Lance McKinster	Kentucky
Brad David	LSU
Justin Hill	LSU
David Miller	LSU
Tim Nugent	LSU
Wally Pontiff	LSU
Chad Vaught	LSU
Josh Christian	Ole Miss
Jon Dickens	Ole Miss
Clint Farrar	Ole Miss
Ronnie Goodwin	Ole Miss
Burney Hutchinson	Ole Miss
Lance Jones	Ole Miss
Nathan Lyons	Ole Miss
Matthew Brinson	Mississippi State
Joey Collums	Mississippi State
Steven Dowe	Mississippi State
Cager Garner	Mississippi State
J.T. Hardcastle	Mississippi State
Brad Hutto	Mississippi State
Phillip Willingham	Mississippi State
Josh Wooten	Mississippi State
Steven Bondurant	South Carolina
Ernie Bascuas	South Carolina
Rico Bravo	South Carolina
Kip Bouknight	South Carolina
Brennan Dees	South Carolina
Trey Dyson	South Carolina
Lee Gronkiewicz	South Carolina
Jeremy Plexico	South Carolina
Chris Plummer	South Carolina
Matt Riddle	South Carolina
Stephen Thomas	South Carolina
Matt Wilson	South Carolina
Hal Bibee	Tennessee
Brandon Hopkins	Tennessee
Ryan Moffett	Tennessee
Rob Bedwell	Vanderbilt
Adam Blue	Vanderbilt
Jeff Little	Vanderbilt
Chris Maultsby	Vanderbilt
Taylor Childress	Vanderbilt
Kenneth Dyer	Vanderbilt
Ulises Cabrera	Vanderbilt
Kyle Flubacker	Vanderbilt
Kevin Geshke	Vanderbilt
John Kaye	Vanderbilt
Sean Luellwitz	Vanderbilt
Karl Nonemaker	Vanderbilt
John Prothro	Vanderbilt
Brooks Rutledge	Vanderbilt
Jay Smith	Vanderbilt
Scott Vanderhoff	Vanderbilt

2003

Name	School
Lance Cormier	Alabama
Beau Hearod	Alabama
Eddie Ferguson	Alabama
Dewayne Marlowe	Alabama
Scott McClanahan	Alabama
Eric Mennen	Alabama
Jeffrey Norris	Alabama
Adam Pavkovich	Alabama
Grant Redding	Alabama
Gabe Scott	Alabama
Jared Woodward	Alabama
Charley Boyce	Arkansas
Clint Brannon	Arkansas
Scott Bridges	Arkansas
Cody Clark	Arkansas
Michael Conner	Arkansas
Jeff Fletcher	Arkansas
Jarrett Gardner	Arkansas
Clay Goodwin	Arkansas
Aaron Graves	Arkansas
Brett Hagedorn	Arkansas
Gary Hogan	Arkansas
Justin Leraris	Arkansas
James "Tigger" Lyles	Arkansas
Kirk McConnell	Arkansas
Josh Merryman	Arkansas
Justin Pomeroy	Arkansas
Jason Reynolds	Arkansas
Jon Richmond	Arkansas
Brady Toops	Arkansas
Luke R. Weatherford	Arkansas
Andrew Wishy	Arkansas
Scott Woods	Arkansas
Colby Paxton	Auburn
Scott Schade	Auburn
Josh Todd	Auburn
Trent Wilson	Auburn
David Bartelt	Florida
Stephen Barton	Florida
Tommy Boss	Florida
Daniel Brooks	Florida
Kevin Coleman	Florida
Mario Garza	Florida
Ben Harrison	Florida
Alex Hart	Florida
Ryan Kennedy	Florida
David Klebonis	Florida
Joe Mercadante	Florida
Mike Pete	Florida
Tom Potter	Florida
Ryan Sadowski	Florida
C.J. Smith	Florida
Wes Swackhamer	Florida
Ben Zeskind	Florida
Jon Armitage	Georgia
Chris Anderson	Georgia
Matt Cavender	Georgia
David Coffey	Georgia
Kris Edge	Georgia
Justin Holmes	Georgia
Kyle Keen	Georgia
Brad Mathews	Georgia
Justin McClain	Georgia
William Sartain	Georgia
Chad Thornhill	Georgia
Chris Webb	Georgia
Matt Woods	Georgia
Matthew Fritts	Kentucky
Mark Galvin	Kentucky
Andrew Levenson	Kentucky
Brad Pickrell	Kentucky
Gordon Tyler	Kentucky
Michael Wade	Kentucky
David Waespe	Kentucky
Lukas Guidroz	LSU
Weylin Guidry	LSU
Justin Hill	LSU
David Miller	LSU
Wally Pontiff, Jr.	LSU
Benjamin Scelfo	LSU
Chad Vaught	LSU
Josh Christian	Ole Miss
Clint Farrar	Ole Miss
Alan Horne	Ole Miss
Burnell Hutchinson	Ole Miss
Nathan Lyons	Ole Miss
Glen Morris	Ole Miss
Matthew Mossberg	Ole Miss
J.R. Pickens	Ole Miss
Drew Rogers	Ole Miss
Matt Tolbert	Ole Miss
Josh Abraham	Mississippi State
Joey Collums	Mississippi State
Steven Dowe	Mississippi State
James Dykes	Mississippi State
James Gant	Mississippi State
Cager Garner	Mississippi State
Joe Haney	Mississippi State
Brian Johnson	Mississippi State
Bradford Jones	Mississippi State
Brent Lewis	Mississippi State
Casey Long	Mississippi State
Matthew Maniscalco	Mississippi State
Todd Nicholas	Mississippi State
Jacob Ociesa	Mississippi State
Lee Parks	Mississippi State
Saunders Ramsey	Mississippi State
Craig Tatum	Mississippi State
Josh Thoms	Mississippi State
J.B. Tucker	Mississippi State
Chris Young	Mississippi State
Steven Bondurant	South Carolina
Rico Bravo	South Carolina
Trey Dyson	South Carolina
Garris Gonce	South Carolina
Kevin Melillo	South Carolina
Yaron Peters	South Carolina
Landon Powell	South Carolina
Matt Riddle	South Carolina
Stephen Thomas	South Carolina
Steven Whetstone	South Carolina
Matt Wilson	South Carolina
Joey Andrews	Tennessee
Nick Crowe	Tennessee
Jordan Czarniecki	Tennessee
Robert Fitzgerald	Tennessee
Patrick Hicklen	Tennessee
Brandon Hopkins	Tennessee
Dusty Johnson	Tennessee
Chad LeGate	Tennessee
Ryan Moffett	Tennessee
Adam Smith	Tennessee
Dean Bennett	Vanderbilt
John Kaye	Vanderbilt
Sean Leullwitz	Vanderbilt
Jeffrey Little	Vanderbilt
Chris Maultsby	Vanderbilt
Karl Nonemaker	Vanderbilt
John Prothro	Vanderbilt
Jay Smith	Vanderbilt
Jeremy Sowers	Vanderbilt
Paul Stempel	Vanderbilt
Scott Vanderhoff	Vanderbilt
Matthew Zeller	Vanderbilt

2004

Name	School
David Ferazza	Alabama
Rocky Scelfo	Alabama
Gabe Scott	Alabama
Charley Boyce	Arkansas
Clint Brannon	Arkansas
Boyd Goodner	Arkansas
Clay Goodwin	Arkansas
Brett Hagedorn	Arkansas
Scott Hode	Arkansas
Trey Holloway	Arkansas
Brady Toops	Arkansas
Grant Cardwell	Auburn
Lee Carter	Auburn
Arnold Hughey	Auburn
Nick Hulling	Auburn
Colby Paxton	Auburn
David Bartelt	Florida
Tommy Boss	Florida
Matthew Cresap	Florida
Bo Dring	Florida
Ben Harrison	Florida
James Kubek	Florida
Darren O'Day	Florida
Michael Pete	Florida
Patrick Rumble	Florida
CJ Smith	Florida
Seth Steinhauer	Florida
Justin Holmes	Georgia
Winton Mays	Georgia
Ryan Pittmon	Georgia
Will Startup	Georgia
Chad Thornhill	Georgia
Rip Warren	Georgia
Chris Webb	Georgia
Matt Fritts	Kentucky
Mark Galvin	Kentucky
Kalen Gibson	Kentuckyt
Casey Gilvin	Kentucky
Adam Kunkel	Kentucky
Robert Levenson	Kentucky
James Rose	Kentucky
Craig Snipp	Kentucky
Seth Stanley	Kentucky
Steven Broschofsky	LSU
Jason Determann	LSU
Robert DiLiberto	LSU
Jordan Faircloth	LSU
Bryan Harris	LSU
John C. Holt	LSU
Matthew Horwath	LSU
Christopher McDougall	LSU
Lane Mestepey	LSU
Brandon Nall	LSU
Bruce Sprowl	LSU
Nick Stavinoha	LSU
Ryan Kuklinski	Ole Miss
Michael Wakefield	Ole Miss
Jon Crosby	Mississippi State
Brooks Dunn	Mississippi State
Eric Ebers	Mississippi State
Ryan Fesmire	Mississippi State
Ben Grisham	Mississippi State
Casey Hamilton	Mississippi State
Ryan Harbuck	Mississippi State
Brad Jones	Mississippi State
Tyler Jones	Mississippi State
Saunders Ramsey	Mississippi State
Tyler Scarbrough	Mississippi State
Daniel Tackett	Mississippi State
Craig Tatum	Mississippi State
Josh Thoms	Mississippi State
Chad Blackwell	South Carolina
Billy Buckner	South Carolina
David Gregg	South Carolina
John Gregory	South Carolina
Conor Lalor	South Carolina
Timothy McCarty	South Carolina
Kevin Melillo	South Carolina
Jonathan Parks	South Carolina
Landon Powell	South Carolina
Aaron Rawl	South Carolina
Steven Tolleson	South Carolina
Bryan Triplett	South Carolina
Joey Andrews	Tennessee
Trey Bridges	Tennesseet
Brian Cleveland	Tennessee
Nick Crowe	Tennessee
Scot Drucker	Tennessee
Rob Fitzgerald	Tennessee
Patrick Hicklen	Tennessee
Luke Hochevar	Tennessee
Dusty Johnson	Tennessee

ACADEMIC HONORS

Todd Martin	Tennessee
Beau Massey	Tennessee
Ben Riley	Tennessee
Derek Tharpe	Tennessee
Michael Baxter	Vanderbilt
Aaron Garza	Vanderbilt
Carter Hawkins	Vanderbilt
Ryan Klosterman	Vanderbilt
Jensen Lewis	Vanderbilt
Tony Mansolino	Vanderbilt
Nicolas Pilkington	Vanderbilt
Ryan Rote	Vanderbilt
Worth Scott	Vanderbilt
Zach Simpson	Vanderbilt
Jeremy Sowers	Vanderbilt
Matt Zeller	Vanderbilt

2005

Name	School
Kenneth Brown	Alabama
Brent Carter	Alabama
Jordan Davis	Alabama
Doug Denson	Alabama
Matt Grooms	Alabama
Allen Rice	Alabama
Emeel Salem	Alabama
Gabe Scott	Alabama
Morrow Thomley	Alabama
Charley Boyce	Arkansas
James Gilbert	Arkansas
Clay Goodwin	Arkansas
Scott Hode	Arkansas
Trey Holloway	Arkansas
Lee Land	Arkansas
Brian McLelland	Arkansas
Josh Smith	Arkansas
Brian Walker	Arkansas
Theodore Bryant	Auburn
Grant Cardwell	Auburn
Dennis	Auburn
Michael Hnytka	Auburn
Derek Sain	Auburn
Carson Bassett	Florida
Tommy Boss	Florida
Daniel Brooks	Florida
Adam Davis	Florida
Connor Falkenbach	Florida
Matthew Fuchs	Florida
Brandon McArthur	Florida
Darren O'Day	Florida
Michael Pete	Florida
Greg Quatrino	Florida
Seth Steinhauer	Florida
Brooks Brown	Georgia
Joey Carroll	Georgia
Johnny Dobbs	Georgia
Winton Mays	Georgia
Adam McDaniel	Georgia
Matt Olson	Georgia
Matt Robbins	Georgia
Will Startup	Georgia
Brock Baber	Kentucky
Steven Deaton	Kentucky
Matt Fritts	Kentucky
Kalen Gibson	Kentucky
William Grace	Kentucky
Adam Revelette	Kentucky
Matthew Robinson	Kentucky
James Schmidt	Kentucky
Brad Bass	LSU
Steven Broschofsky	LSU
Chase Dardar	LSU
William Davis	LSU
Jason Determann	LSU
Jordan Faircloth	LSU
Bryan Harris	LSU
Lane Mestepey	LSU
Brandon Nall	LSU
Bruce Sprowl	LSU
Nicholas Stavinoha	LSU
Thomas Baumgardner	Ole Miss
Travis Bogue	Ole Miss
Peyton Farr	Ole Miss
Stephen Head	Ole Miss
Justin Henry	Ole Miss
Alexander Kliman	Ole Miss
Alexander Presley	Ole Miss
Michael Wakefield	Ole Miss
Jeremiah Boling	Mississippi State
Jeff Crawford-Butts	Mississippi State
Wyn Diggs	Mississippi State
Brooks Dunn	Mississippi State
Eric Ebers	Mississippi State
Ben Grisham	Mississippi State
Josh Johnson	Mississippi State
Brad Jones	Mississippi State
Bunky Kateon	Mississippi State
Alex McIntosh	Mississippi State
Justin Pigott	Mississippi State
Saunders Ramsey	Mississippi State
Jeffrey Rea	Mississippi State
Matt Richardson	Mississippi State
Michael Rutledge	Mississippi State
Daniel Tackett	Mississippi State
Andy Wilson	Mississippi State
Forrest Beverly	South Carolina
Andrew Cruse	South Carolina
Philip Disher	South Carolina
Joseph Friddle	South Carolina
Neil Giesler	South Carolina
David Gregg	South Carolina
John Gregory	South Carolina
Kristin Hall	South Carolina
Conor Lalor	South Carolina
Daniel Luczak	South Carolina
Brent Marsh	South Carolina
Timothy McCarty	South Carolina
Joshua McDonald	South Carolina
Ian Paxton	South Carolina
Aaron Rawl	South Carolina
Steven Reinhold	South Carolina
Steven Tolleson	South Carolina
Joey Andrews	Tennessee
Trey Bridges	Tennessee
Craig Cobb	Tennessee
Rob Fitzgerald	Tennessee
Chase Headley	Tennessee
Luke Hochevar	Tennessee
Michael Kerfeld	Tennessee
Mike Baxter	Vanderbilt
Aaron Garza	Vanderbilt
Carter Hawkins	Vanderbilt
Warner Jones	Vanderbilt
Bill Kleinschrodt	Vanderbilt
Tony Mansolino	Vanderbilt
Greg Moviel	Vanderbilt
Nick Pilkington	Vanderbilt
Ryan Rote	Vanderbilt
Rucker Taylor	Vanderbilt

2006

Name	School
Kenneth Brown	Alabama
Jordan Davis	Alabama
Wade LeBlanc	Alabama
Spencer Pennington	Alabama
Emeel Salem	Alabama
Kody Valverde	Alabama
Charley Boyce	Arkansas
Jake Dugger	Arkansas
James Gilbert	Arkansas
Chris Hollensworth	Arkansas
Trey Holloway	Arkansas
Brian McLelland	Arkansas
Shaun Seibert	Arkansas
Josh Smith	Arkansas
Brian Walker	Arkansas
Matt Willard	Arkansas
Josh Blake	Auburn
Grant Cardwell	Auburn
Andrew Hall	Auburn
Clarence Nicely	Auburn
Stephen Barton	Florida
Carson Bassett	Florida
Brett Bentley	Florida
Daniel Brooks	Florida
Matthew Gaski	Florida
Nate Helms	Florida
Jared Kubin	Florida
Brandon McArthur	Florida
Darren O'Day	Florida
Greg Quatrino	Florida
Chris Woods	Florida
Tommy Wynn	Florida
Joey Carroll	Georgia
Robert Felmy	Georgia
Josh Fields	Georgia
Adam McDaniel	Georgia
Matthew Olson	Georgia
Matt Robbins	Georgia
Miles Starr	Georgia
Rip Warren	Georgia
Andrew Albers	Kentucky
Michael Brown	Kentucky
Collin Cowgill	Kentucky
Greg Dombrowski	Kentucky
Troy Ragle	Kentucky
Adam Revelette	Kentucky
Matthew Robinson	Kentucky
Thomas Warner	Kentucky
Steven Broschofsky	LSU
Chistopher Cahill	LSU
Chase Dardar	LSU
Michael Hollander	LSU
Derik Olvey	LSU
Nicholas Pontiff	LSU
Charles Simon	LSU
Bruce Sprowl	LSU
Gerard Victoriano	LSU
Steven Waguespack	LSU
JoJo Tann	Ole Miss
Tommy Baumgardner	Ole Miss
Alex Presley	Ole Miss
Alex Kliman	Ole Miss
Brett Bukvich	Ole Miss
Thomas Berkery	Mississippi State
Brett Cleveland	Mississippi State
Wyn Diggs	Mississippi State
Brooks Dunn	Mississippi State
Edward Easley	Mississippi State
Nick Hardy	Mississippi State
Joseph Hunter	Mississippi State
Brad Jones	Mississippi State
Bunky Kateon	Mississippi State
Jared Koon	Mississippi State
John Lalor	Mississippi State
Brooks Lewis	Mississippi State
Joseph McCaskill	Mississippi State
Alex McIntosh	Mississippi State
Mitch Moreland	Mississippi State
Mark Muzzi	Mississippi State
Justin Pigott	Mississippi State
Jeffrey Rea	Mississippi State
Matt Richardson	Mississippi State
Michael Rutledge	Mississippi State
Andy Wilson	Mississippi State
Forrest Beverly	South Carolina
Chris Brown	South Carolina
Andrew Cruse	South Carolina
Neil Giesler	South Carolina
Robbie Grinestaff	South Carolina
Harris Honeycutt	South Carolina
Cheyne Hurst	South Carolina
Trent Kline	South Carolina
Conor Lalor	South Carolina
Daniel Luczak	South Carolina
Ian Paxton	South Carolina
Steven Reinhold	South Carolina
Craig Thomas	South Carolina
Brandon Todd	South Carolina
Julio Borbon	Tennessee
Craig Cobb	Tennessee
Ty Pryor	Tennessee
Matt Buschmann	Vanderbilt
Cody Crowell	Vanderbilt
Ryan Davis	Vanderbilt
Greg Del George	Vanderbilt
Alex Feinberg	Vanderbilt
Brad French	Vanderbilt
Carter Hawkins	Vanderbilt
Greg Moviel	Vanderbilt
Shea Robin	Vanderbilt
Rucker Taylor	Vanderbilt

2007

Name	School
Vin DiFazio	Alabama
Emeel Salem	Alabama
Will Stroup	Alabama
Brandon Barr	Arkansas
Casey Coon	Arkansas
Jake Dugger	Arkansas
Logan Forsythe	Arkansas
James Gilbert	Arkansas
Danny Hamblin	Arkansas
Thomas Hauskey	Arkansas
Travis Hill	Arkansas
Sean Jones	Arkansas
Jacob Julius	Arkansas
Brian McLelland	Arkansas
Zachary Miller	Arkansas
Stephen Robison	Arkansas
Nick Schmidt	Arkansas
Brad Secrist	Arkansas
Shaun Seibert	Arkansas
Jesse Todd	Arkansas
Ben Tschepikow	Arkansas
Brian Walker	Arkansas
Matt "Duke" Welker	Arkansas
Michael Wild	Arkansas
Matt Willard	Arkansas
Josh Blake	Auburn
Blake Carver	Auburn
Christopher Dennis	Auburn
Benjamin Jones	Auburn
Philip Stringer	Auburn
Avery Barnes	Florida
Brett Bentley	Florida
Michael Branham	Florida
Teddy Foster	Florida
Kris Gawriluk	Florida
Jared Kubin	Florida
Matt LaPorta	Florida
Brandon McArthur	Florida
Chris Petrie	Florida
Clayton Pisani	Florida
Austin Pride	Florida
Bo Smith	Florida
Patrick Thompson	Florida
Cody Wheeler	Florida
Tommy Wynn	Florida
Gordon Beckham	Georgia
Trevor Holder	Georgia
Justin Holloway	Georgia
Jason Leaver	Georgia
Adam McDaniel	Georgia
Matt Olson	Georgia
Ryan Peisel	Georgia
Miles Starr	Georgia
Andrew Albers	Kentucky
Brock Baber	Kentucky
Sean Coughlin	Kentucky
Collin Cowgill	Kentucky
Antonio DeJesus	Kentucky
Greg Dombrowski	Kentucky
Tyler Howe	Kentucky
Marcus Nidiffer	Kentucky
Anthony Ottrando	Kentucky
Troy Ragle	Kentucky
Daniel Reale	Kentucky
Brian Spear	Kentucky
Thomas Warner	Kentucky
Brock Wright	Kentucky
Jared Bradford	LSU
Steven Broschofsky	LSU
William Davis	LSU
Kevin Farnsworth	LSU
Jeffrey Garidel	LSU

Cade Gautreau	LSU
Michael Hollander	LSU
Nicholas Pontiff	LSU
Thomas Flautt	Ole Miss
Alex Kliman	Ole Miss
Jacob Mills	Ole Miss
Jesse Simpson	Ole Miss
Fuller Smith	Ole Miss
JoJo Tann	Ole Miss
Ricky Bowen	Mississippi State
Jesse Carver	Mississippi State
Wyn Diggs	Mississippi State
Edward Easley	Mississippi State
Nick Hardy	Mississippi State
Cade Hoggard	Mississippi State
Drew Hollinghead	Mississippi State
Jared Koon	Mississippi State
John Lalor	Mississippi State
Matt Lea	Mississippi State
Brooks Lewis	Mississippi State
Mitch Moreland	Mississippi State
Justin Pigott	Mississippi State
Jeffrey Rea	Mississippi State
Andy Rice	Mississippi State
Matt Richardson	Mississippi State
Michael Rutledge	Mississippi State
Russ Sneed	Mississippi State
Aaron Weatherford	Mississippi State
Andy Wilson	Mississippi State
William Atwood	South Carolina
Jay Brown	South Carolina
Michael Cisco	South Carolina
Jordan Costner	South Carolina
James Darnell	South Carolina
Kyle Enders	South Carolina
Nick Godwin	South Carolina
Cheyne Hurst	South Carolina
Trent Kline	South Carolina
Conor Lalor	South Carolina
DeAngelo Mack	South Carolina
Andrew Martin	South Carolina
Jonathan Ratledge	South Carolina
Steven Reinhold	South Carolina
Craig Thomas	South Carolina
Sean Wideberg	South Carolina
Julio Borbon	Tennessee
Craig Cobb	Tennessee
Michael Moore	Tennessee
Ryne Simpson	Tennessee
Zane Stone	Tennessee
Adam Cronk	Vanderbilt
Cody Crowell	Vanderbilt
Jason Cunningham	Vanderbilt
Ryan Davis	Vanderbilt
Alex Feinberg	Vanderbilt
Brad French	Vanderbilt
Carter Hawkins	Vanderbilt
Brett Jacobson	Vanderbilt
Tyler Rhoden	Vanderbilt
Shea Robin	Vanderbilt

2008

Name	School
Brock Bennett	Alabama
John B. Clark	Alabama
Vincent DiFazio	Alabama
Del Howell	Alabama
Brandon May	Alabama
Tyler Odle	Alabama
Robert Phares	Alabama
Will Stroup	Alabama
Jeff Texada	Alabama
Mike Bolsinger	Arkansas
Casey Coon	Arkansas
Andrew Darr	Arkansas
Thomas Hauskey	Arkansas
Travis Hill	Arkansas
Scott Limbocker	Arkansas
Scott Lyons	Arkansas
Sam Murphy	Arkansas
Chad Pierce	Arkansas
Shaun Seibert	Arkansas
Tim Smalling	Arkansas
Cliff Springston	Arkansas
Ben Tschepikow	Arkansas
Justin Wells	Arkansas
Paul Burnside	Auburn
Evan Crawford	Auburn
Jamie Drinkard	Auburn
Michael Hurst	Auburn
Benjamin Jones	Auburn
Bryson Barber	Florida
Avery Barnes	Florida
Brett Bentley	Florida
Billy Bullock	Florida
Kevin Chapman	Florida
Tony Davis	Florida
Matt den Dekker	Florida
Josh Edmondson	Florida
Cole Figueroa	Florida
Teddy Foster	Florida
Jake Hicks	Florida
Patrick Keating	Florida
Brandon McArthur	Florida
Jonathan Pigott	Florida
Clayton Pisani	Florida
Hampton Tignor	Florida
Jon Townsend	Florida
Gordon Beckham	Georgia
Matthew Cerione	Georgia
Stephen Dodson	Georgia
Steven Esmonde	Georgia
John Herman	Georgia
Trevor Holder	Georgia
Jason Leaver	Georgia
Alex McRee	Georgia
Nick Montgomery	Georgia
Robert O'Bryan	Georgia
Matt Olson	Georgia
Ryan Peisel	Georgia
Miles Starr	Georgia
Ryan Woolley	Georgia
Andrew Albers	Kentucky
Brock Baber	Kentucky
Kevin Bishop	Kentucky
Sawyer Carroll	Kentucky
Collin Cowgill	Kentucky
Greg Dombrowski	Kentucky
Tyler Howe	Kentucky
Jonathan Huff	Kentucky
Chris McClendon	Kentucky
Marcus Nidiffer	Kentucky
James Paxton	Kentucky
Brian Spear	Kentucky
Brian Suerdick	Kentucky
Clint Tilford	Kentucky
Thomas Warner	Kentucky
Gregory Wright	Kentucky
Jesse Yano	Kentucky
Kyle Beerbohm	LSU
Paul Bertuccini	LSU
Jared Bradford	LSU
Ryan Byrd	LSU
Matthew Clark	LSU
Kevin Farnsworth	LSU
Matthew Gaudet	LSU
Martin Haydel	LSU
Michael Hollander	LSU
Jason Lewis	LSU
Blake Martin	LSU
Nicholas Pontiff	LSU
Ryan Schimpf	LSU
Ryan Verdugo	LSU
Nathan Baker	Ole Miss
Scott Bittle	Ole Miss
Justin Cryer	Ole Miss
Thomas Flautt	Ole Miss
Scott Haltom	Ole Miss
Jordan Henry	Ole Miss
Michael Hubbard	Ole Miss
Cullan Kight	Ole Miss
David Kindred	Ole Miss
Lance Lynn	Ole Miss
Rory McKean	Ole Miss
Zachary Miller	Ole Miss
Kyle Mills	Ole Miss
Jacob Morgan	Ole Miss
Cody Satterwhite	Ole Miss
Jeremy Travis	Ole Miss
Ricky Bowen	Mississippi State
Jet Butler	Mississippi State
Jesse Carver	Mississippi State
Will Coggin	Mississippi State
Scott Deloach	Mississippi State
Nick Hardy	Mississippi State
Cade Hoggard	Mississippi State
Grant Hogue	Mississippi State
Drew Hollinghead	Mississippi State
Greg Houston	Mississippi State
Jared Koon	Mississippi State
John Lalor	Mississippi State
Brooks Lewis	Mississippi State
Tyler Moore	Mississippi State
Jason Nappi	Mississippi State
Justin Pigott	Mississippi State
Conner Powers	Mississippi State
Ryan Powers	Mississippi State
Russ Sneed	Mississippi State
Lee Swindle	Mississippi State
Aaron Weatherford	Mississippi State
Tyler Whitney	Mississippi State
Andy Wilson	Mississippi State
Parker Bangs	South Carolina
Jay Brown	South Carolina
Michael Cisco	South Carolina
Jordan Costner	South Carolina
James Darnell	South Carolina
Sam Dyson	South Carolina
Kyle Enders	South Carolina
Reese Havens	South Carolina
Harley Lail	South Carolina
Tyler Musselwhite	South Carolina
Craig Thomas	South Carolina
Brandon Todd	South Carolina
Sean Wideberg	South Carolina
Daniel Beasley	Tennessee
Steve Crnkovich	Tennessee
Shawn Griffin	Tennessee
Nick Hernandez	Tennessee
Michael Moore	Tennessee
Tanner Moore	Tennessee
Bryan Morgado	Tennessee
Bryan Powell	Tennessee
Ryne Simpson	Tennessee
Zane Stone	Tennessee
Russell Brewer	Vanderbilt
Nick Christiani	Vanderbilt
Adam Cronk	Vanderbilt
Jason Cunningham	Vanderbilt
Alex Feinberg	Vanderbilt
Brad French	Vanderbilt
Richie Goodenow	Vanderbilt
Parker Hanks	Vanderbilt
Brian Harris	Vanderbilt
Alex Hilliard	Vanderbilt
Brett Jacobson	Vanderbilt
Mark Lamm	Vanderbilt
Mikie Minor	Vanderbilt
Shea Robin	Vanderbilt
Steven Schwartz	Vanderbilt
Jordan Wormsley	Vanderbilt

2009

Name	School
Scott Hays	Alabama
Wes Henderson	Alabama
Clay Jones	Alabama
Jon Kelton	Alabama
Brandon May	Alabama
Kyle Moore	Alabama
Tyler Odle	Alabama
Josh Rutledge	Alabama
Jacob Smith	Alabama
Joseph Tinsley	Alabama
Ryan Cisterna	Arkansas
Andrew Darr	Arkansas
Tom Hauskey	Arkansas
Christian Kowalchuk	Arkansas
Scott Limbocker	Arkansas
Scott Lyons	Arkansas
Sam Murphy	Arkansas
Stephen Richards	Arkansas
Travis Sample	Arkansas
Justin Wells	Arkansas
Justin Hargett	Auburn
Austin Hubbard	Auburn
Michael Hurst	Auburn
Jon Luke Jacobs	Auburn
Ryan Jenkins	Auburn
Ben Jones	Auburn
Cory Luckie	Auburn
Chris O'Neil	Auburn
Kevin Patterson	Auburn
Avery Barnes	Florida
Kevin Chapman	Florida
Tony Davis	Florida
Teddy Foster	Florida
Clayton Pisani	Florida
Justin Poovey	Florida
Hampton Tignor	Florida
Steve Esmonde	Georgia
Justin Grimm	Georgia
Trevor Holder	Georgia
Jason Leaver	Georgia
Alex McRee	Georgia
Robbie O'Bryan	Georgia
Miles Starr	Georgia
Tyler Daugherty	Kentucky
Jonathan Huff	Kentucky
Mike Kaczmarek	Kentucky
James Paxton	Kentucky
Clint Tilford	Kentucky
Thomas Wade	Kentucky
Paul Bertuccini	LSU
Daniel Bradshaw	LSU
Nolan Cain	LSU
Kevin Farnsworth	LSU
Micah Gibbs	LSU
Martin Haydel	LSU
Spencer Mathews	LSU
Christopher McGhee	LSU
Nicholas Pontiff	LSU
Austin Ross	LSU
Ryan Schimpf	LSU
Scott Bittle	Ole Miss
Brett Bukvich	Ole Miss
Tim Ferguson	Ole Miss
Michael Hubbard	Ole Miss
Cullan Kight	Ole Miss
Rory McKean	Ole Miss
Zach Miller	Ole Miss
Jake Morgan	Ole Miss
David Phillips	Ole Miss
Matt Tracy	Ole Miss
Cliff Vaughn	Ole Miss
Ricky Bowen	Mississippi State
Brent Brownlee	Mississippi State
Michael Busby	Mississippi State
Justin Bussey	Mississippi State
Jet Butler	Mississippi State
Ryan Collins	Mississippi State
Scott Deloach	Mississippi State
Nick Hardy	Mississippi State
Grant Hogue	Mississippi State
Drew Hollinghead	Mississippi State
Greg Houston	Mississippi State
Brooks Lewis	Mississippi State
Forrest Moore	Mississippi State
Jason Nappi	Mississippi State
Paxton Pace	Mississippi State
Conner Powers	Mississippi State
Russ Sneed	Mississippi State
Jared Wesson	Mississippi State
Tyler Whitney	Mississippi State
Parker Bangs	South Carolina
Jesse Barbaro	South Carolina
Jay Brown	South Carolina
Alex Burrell	South Carolina

ACADEMIC HONORS

Will Casey	South Carolina
Jordan Costner	South Carolina
Graham Couch	South Carolina
Kyle Enders	South Carolina
Whit Merrifield	South Carolina
Brandon Miller	South Carolina
Steven Neff	South Carolina
Jordan Propst	South Carolina
Casey Rihn	South Carolina
Richard Royal	South Carolina
Brady Thomas	South Carolina
Craig Thomas	South Carolina
Scott Wingo	South Carolina
Cody Brown	Tennessee
Steve Crnkovich	Tennessee
Cody Hawn	Tennessee
Nick Hernandez	Tennessee
Mike Moore	Tennessee
Bryan Morgado	Tennessee
Ryne Simpson	Tennessee
Sean Bierman	Vanderbilt
Ben Blanton	Vanderbilt
Russell Brewer	Vanderbilt
Nick Christiani	Vanderbilt
Caleb Cotham	Vanderbilt
Drew Fann	Vanderbilt
Drew Hayes	Vanderbilt
Alex Hilliard	Vanderbilt
Mark Lamm	Vanderbilt
Steven Liddle	Vanderbilt
Chase Reid	Vanderbilt
Kellen St. Luce	Vanderbilt
Jordan Wormsley	Vanderbilt

2010

Name	School
Taylor Dugas	Alabama
Brandt Hendricks	Alabama
Clay Jones	Alabama
Jon Kelton	Alabama
David Kindred	Alabama
Jimmy Nelson	Alabama
Josh Rutledge	Alabama
Chris Smelley	Alabama
John David Smelser	Alabama
Cal Tinlsey	Alabama
Jason Townsend	Alabama
Brett Whitaker	Alabama
Zack Cox	Arkansas
Geoffrey Davenport	Arkansas
Scott Limbocker	Arkansas
James McCann	Arkansas
Sam Murphy	Arkansas
Jordan Pratt	Arkansas
Zachary G. Blatt	Auburn
Daniel Gamache	Auburn
Justin Hargett	Auburn
Austin Hubbard	Auburn
Jon L. Jacobs	Auburn
Cory A. Luckie	Auburn
Jeffrey H. Morris	Auburn
Christopher O'Neil	Auburn
Kevin Patterson	Auburn
Matt Campbell	Florida
Greg Larson	Florida
Alex Panteliodis	Florida
Daniel Pigott	Florida
Justin Poovey	Florida
Jandy Rosabal	Florida
Hampton Tignor	Florida
Jerico Weitzel	Florida
Steve Esmonde	Georgia
John Herman	Georgia
Levi Hyams	Georgia
Zach Laughlin	Georgia
Lance Martin	Georgia
Colby May	Georgia
Alex McRee	Georgia
Robbie O'Bryan	Georgia
Michael Palazzone	Georgia
Kevin Ruiz	Georgia
Taylor Black	Kentucky
Sean Bouthilette	Kentucky
Andy Burns	Kentucky
T.J. Daugherty	Kentucky
Cory Farris	Kentucky
Chase Greene	Kentucky
Kyle Jackson	Kentucky
Mike Kaczmarek	Kentucky
Braden Kapteyn	Kentucky
Alex Meyer	Kentucky
Marcus Nidiffer	Kentucky
Keenan Wiley	Kentucky
Chad Wright	Kentucky
Paul Bertuccini	LSU
Daniel Bradshaw	LSU
John Dishon	LSU
Matthew Fury	LSU
Matthew Gaudet	LSU
Michael Lowery	LSU
Matty Ott	LSU
Anthony Ranaudo	LSU
Austin Ross	LSU
Kyle Barbeck	Ole Miss
Eric Callender	Ole Miss
Tim Ferguson	Ole Miss
Scott Haltom	Ole Miss
Taylor Hashman	Ole Miss
Taylor Hightower	Ole Miss
Brett Huber	Ole Miss
Rory McKean	Ole Miss
Zach Miller	Ole Miss
Jake Morgan	Ole Miss
Jon Andy Scott	Ole Miss
Cliff Vaughn	Ole Miss
Blair Wright	Ole Miss
Luke Adkins	Mississippi State
Brent Brownlee	Mississippi State
Justin Bussey	Mississippi State
Jet Butler	Mississippi State
Corey Collins	Mississippi State
Cody Freeman	Mississippi State
Greg Houston	Mississippi State
Trey Johnson	Mississippi State
Conner Powers	Mississippi State
Nick Routt	Mississippi State
Jaron Shepherd	Mississippi State
Russ Sneed	Mississippi State
Wesley Thigpen	Mississippi State
Tyler Whitney	Mississippi State
Austin Ashmore	South Carolina
Parker Bangs	South Carolina
Nolan Belcher	South Carolina
Jay Brown	South Carolina
Alex Burrell	South Carolina
Will Casey	South Carolina
Blake Cooper	South Carolina
Kyle Enders	South Carolina
Jeffery Jones	South Carolina
Jose Mata	South Carolina
Whit Merrifield	South Carolina
Jordan Propst	South Carolina
Jimmy Revan	South Carolina
Michael Roth	South Carolina
Richard Royal	South Carolina
Patrick Sullivan	South Carolina
Brady Thomas	South Carolina
Jake Williams	South Carolina
Scott Wingo	South Carolina
Adam Adkins	Tennessee
Steve Crnkovich	Tennessee
Hunter Daniel	Tennessee
Steven Gruver	Tennessee
Cody Hawn	Tennessee
D.J. Leffler	Tennessee
Bryan Morgado	Tennessee
Charley Thurber	Tennessee
Jack Armstrong	Vanderbilt
Russell Brewer	Vanderbilt
Drew Fann	Vanderbilt
Grayson Garvin	Vanderbilt
Sonny Gray	Vanderbilt
Andrew Harris	Vanderbilt
Brian Harris	Vanderbilt
Drew Hayes	Vanderbilt
Taylor Hill	Vanderbilt
Mark Lamm	Vanderbilt
Navery Moore	Vanderbilt
Chase Reid	Vanderbilt
Riley Reynolds	Vanderbilt
Aaron Westlake	Vanderbilt
Jordan Wormsley	Vanderbilt

2011

Name	School
Taylor Dugas	Alabama
Hunter Gregory	Alabama
Brandt Hendricks	Alabama
Jon Kelton	Alabama
David Kindred	Alabama
Jared Reaves	Alabama
Brett Whitaker	Alabama
Kyle Atkins	Arkansas
DJ Baxendale	Arkansas
Trent Daniel	Arkansas
Zack Hall	Arkansas
Ben Hays	Arkansas
James McCann	Arkansas
Jacob Morris	Arkansas
Brett Wilburn	Arkansas
Brooks Beisner	Auburn
Zach Blatt	Auburn
Caleb Bowen	Auburn
Justin Hargett	Auburn
Jon Luke Jacobs	Auburn
Cory Luckie	Auburn
Chris O'Neil	Auburn
Kevin Patterson	Auburn
Patrick Savage	Auburn
Mitchell Self	Auburn
Derek Varnadore	Auburn
Matt Campbell	Florida
Cody Dent	Florida
Brian Johnson	Florida
Greg Larson	Florida
Austin Maddox	Florida
Ben McMahan	Florida
Justin Poovey	Florida
Paul Wilson	Florida
Bryan Benzor	Georgia
Zach Cone	Georgia
Brett DeLoach	Georgia
Kyle Farmer	Georgia
Grayson Griffith	Georgia
Chase Hawkins	Georgia
John Herman	Georgia
Jonathan Hester	Georgia
Lance Martin	Georgia
Colby May	Georgia
Clayton McKenney	Georgia
Michael Palazzone	Georgia
Curtis Powell	Georgia
Kevin Ruiz	Georgia
Carson Schilling	Georgia
Peter Verdin	Georgia
Brian Adams	Kentucky
T.J. Daugherty	Kentucky
Braden Kapteyn	Kentucky
Mike Kaczmarek	Kentucky
Sam Kidd	Kentucky
Luke Maile	Kentucky
Thomas McCarthy	Kentucky
Alex Meyer	Kentucky
Alex Phillips	Kentucky
Micheal Thomas	Kentucky
Tyler Townsend	Kentucky
Chad Wright	Kentucky
Benjamin Alsup	LSU
Kevin Berry	LSU
Daniel Bradshaw	LSU
Kirk Cunningham	LSU
Grant Dozar	LSU
Matthew Fury	LSU
Michael Lowery	LSU
Mikie Mahtook	LSU
Austin Nola	LSU
Raphael Rhymes	LSU
Jordan Snikeris	LSU
Eric Callender	Ole Miss
Taylor Hightower	Ole Miss
Brett Huber	Ole Miss
Jordan King	Ole Miss
Jake Morgan	Ole Miss
Brooks Oursler	Ole Miss
Jon Andy Scott	Ole Miss
Matt Tracy	Ole Miss
Blair Wright	Ole Miss
Alex Yarbrough	Ole Miss
Ben Bracewell	Mississippi State
Brent Brownlee	Mississippi State
Cody Freeman	Mississippi State
Sam Frost	Mississippi State
Chad Girodo	Mississippi State
Kendall Graveman	Mississippi State
Trey Johnson	Mississippi State
Luis Pollorena	Mississippi State
Caleb Reed	Mississippi State
Nick Routt	Mississippi State
Tim Statz	Mississippi State
Chris Stratton	Mississippi State
Wes Thigpen	Mississippi State
C.C. Watson	Mississippi State
Austin Ashmore	South Carolina
Nolan Belcher	South Carolina
Jackie Bradley, Jr.	South Carolina
Alex Burrell	South Carolina
Will Casey	South Carolina
David de la Chapelle	South Carolina
Bryan Harper	South Carolina
Evan Marzilli	South Carolina
Jose Mata	South Carolina
Adam Matthews	South Carolina
James Rawls	South Carolina
Michael Roth	South Carolina
Richard Royal	South Carolina
Pat Sullivan	South Carolina
Brady Thomas	South Carolina
Jake Williams	South Carolina
Hunter Daniel	Tennessee
Steve Gruver	Tennessee
Davis Morgan	Tennessee
Khayyan Norfork	Tennessee
Chris Pierce	Tennessee
Charley Thurber	Tennessee
Andy Yates	Tennessee
Jack Armstrong	Vanderbilt
Curt Casali	Vanderbilt
Drew Fann	Vanderbilt
Regan Flaherty	Vanderbilt
Grayson Garvin	Vanderbilt
Anthony Gomez	Vanderbilt
Sonny Gray	Vanderbilt
Connor Harrell	Vanderbilt
Andrew Harris	Vanderbilt
Taylor Hill	Vanderbilt
Bryan Johns	Vanderbilt
Keenan Kolinsky	Vanderbilt
Mark Lamm	Vanderbilt
Joe Loftus	Vanderbilt
Jack Lupo	Vanderbilt
Navery Moore	Vanderbilt
Riley Reynolds	Vanderbilt
Aaron Westlake	Vanderbilt
Mike Yastrzemski	Vanderbilt

2012

Name	School
Cary Baxter	Alabama
Cameron Carlisle	Alabama
Taylor Dugas	Alabama
Jordan Dye	Alabama
Hunter Gregory	Alabama
Brandt Hendricks	Alabama
Jon Kelton	Alabama
Judson Luther	Alabama
David Reaves	Alabama
Kenneth Roberts	Alabama
Sam Bates	Arkansas

Trent Daniel	Arkansas
Cade Lynch	Arkansas
Colby Suggs	Arkansas
Bobby Andrews	Auburn
Zach Blatt	Auburn
Jon Luke Jacobs	Auburn
Cory Luckie	Auburn
Patrick T Savage	Auburn
Mitchell Self	Auburn
Creede Simpson	Auburn
Derek Varnadore	Auburn
Jonathon Crawford	Florida
Cody Dent	Florida
Nolan Fontana	Florida
Brian Johnson	Florida
Keenan Kish	Florida
Greg Larson	Florida
Austin Maddox	Florida
Jeff Moyer	Florida
Daniel Pigott	Florida
Preston Tucker	Florida
Bryan Benzor	Georgia
Brett DeLoach	Georgia
Chase Hawkins	Georgia
Jonathan Hester	Georgia
Taylor Hicks	Georgia
Levi Hyams	Georgia
Colby May	Georgia
Michael Palazzone	Georgia
Curtis Powell	Georgia
Ross Ripple	Georgia
Kevin Ruiz	Georgia
Jay Swinford	Georgia
Peter Verdin	Georgia
Alex Wood	Georgia
Tyler Dunaway	Kentucky
Cameron Flynn	Kentucky
Chris Garrison	Kentucky
Trevor Gott	Kentucky
Jerad Grundy	Kentucky
Steven Hoagland	Kentucky
Luke Maile	Kentucky
Thomas McCarthy	Kentucky
Tyler Raymond	Kentucky
Matt Reida	Kentucky
Walter Wijas	Kentucky
Lucas Witt	Kentucky
Kevin Berry	LSU
Grant Dozar	LSU
Nicholas Goody	LSU
Tyler Hanover	LSU
Mason Katz	LSU
Austin Nola	LSU
Raphael Rhymes	LSU
Tyler Ross	LSU
Nicholas Rumbelow	LSU
Jordy Snikeris	LSU
Casey Yocom	LSU
Will Allen	Ole Miss
Aaron Greenwood	Ole Miss
Brett Huber	Ole Miss
Mike Mayers	Ole Miss
Tyler Roach	Ole Miss
Jon Andy Scott	Ole Miss
Blair Wright	Ole Miss
Alex Yarbrough	Ole Miss
Nick Ammirati	Mississippi State
CT Bradford	Mississippi State
Brent Brownlee	Mississippi State
Adam Frazier	Mississippi State
Sam Frost	Mississippi State
Chad Girodo	Mississippi State
Kendall Graveman	Mississippi State
Brayden Jones	Mississippi State
Evan Mitchell	Mississippi State
Ross Mitchell	Mississippi State
Daryl Norris	Mississippi State
Luis Pollorena	Mississippi State
Trey Porter	Mississippi State
Hunter Renfroe	Mississippi State
Nick Routt	Mississippi State
Mitch Slauter	Mississippi State
Taylor Stark	Mississippi State
Chris Stratton	Mississippi State
CC Watson	Mississippi State
Nolan Belcher	South Carolina
LB Dantzler	South Carolina
Pat Harrington	South Carolina
Colby Holmes	South Carolina
Forrest Koumas	South Carolina
Evan Marzilli	South Carolina
Adam Matthews	South Carolina
Erik Payne	South Carolina
Michael Roth	South Carolina
Patrick Sullivan	South Carolina
Sean Sullivan	South Carolina
Drake Thomason	South Carolina
Chase Vergason	South Carolina
Tyler Webb	South Carolina
Josh Allman	Tennessee
Ethan Bennett	Tennessee
Hunter Daniel	Tennessee
Samuel Davis	Tennessee
Chris Fritts	Tennessee
Davis Morgan	Tennessee
Nick Williams	Tennessee
Andy Yates	Tennessee
Drew Fann	Vanderbilt
Anthony Gomez	Vanderbilt
Conrad Gregor	Vanderbilt
Connor Harrell	Vanderbilt
Andrew Harris	Vanderbilt
Will Johnson	Vanderbilt
Tony Kemp	Vanderbilt
Keenan Kolinsky	Vanderbilt
Josh Lee	Vanderbilt
Jack Lupo	Vanderbilt
Joel McKeithan	Vanderbilt
Spencer Navin	Vanderbilt
Riley Reynolds	Vanderbilt
Drew VerHagen	Vanderbilt
Mike Yastrzemski	Vanderbilt
Kevin Ziomek	Vanderbilt

2013

Name	School
Cary Baxter	Alabama
Cameron Carlisle	Alabama
Riley Colburn	Alabama
Steven Cole	Alabama
Allen Dye	Alabama
Benjamin Moore	Alabama
Michael Oczypok	Alabama
Kenneth Roberts	Alabama
Spencer Turnbull	Alabama
Wade Wass	Alabama
Taylor Wolfe	Alabama
Brian Anderson	Arkansas
Eric Fisher	Arkansas
Michael Gunn	Arkansas
Brandon Moore	Arkansas
Jacob Morris	Arkansas
Joseph Serrano	Arkansas
Landon Simpson	Arkansas
J. Tyler Spoon	Arkansas
R. Matt Vinson	Arkansas
Zach Blatt	Auburn
Cameron Blinka	Auburn
Trey Cochran-Gill	Auburn
Jordan Ebert	Auburn
Sam Gillikin	Auburn
Cole Lipscomb	Auburn
Michael O'Neal	Auburn
Kody Ortman	Auburn
Dillon Ortman	Auburn
Bobby Andrews	Auburn
Patrick Savage	Auburn
Mitchell Self	Auburn
Cody Dent	Florida
Taylor Gushue	Florida
Keenan Kish	Florida
Johnny Magliozzi	Florida
Zack Powers	Florida
Bobby Poyner	Florida
Cory Reid	Florida
Justin Shafer	Florida
Corey Stump	Florida
Josh Tobias	Florida
Mike Fahrman	Florida
Todd Haskel	Florida
Bryan Benzor	Georgia
Justin Bryan	Georgia
Hunter Cole	Georgia
Brett DeLoach	Georgia
Blake Dieterich	Georgia
Grant Earls	Georgia
Kyle Farmer	Georgia
Curtis Powell	Georgia
Ross Ripple	Georgia
Brandon Stephens	Georgia
Thomas Bernal	Kentucky
Austin Cousino	Kentucky
Jerad Grundy	Kentucky
Max Kuhn	Kentucky
Corey Littrell	Kentucky
Sam Mahar	Kentucky
Taylor Martin	Kentucky
Paul McConkey	Kentucky
AJ Reed	Kentucky
Matt Reida	Kentucky
Jacob Russell	Kentucky
Zach Strecker	Kentucky
Micheal Thomas	Kentucky
Lucas Witt	Kentucky
Kevin Berry	LSU
Brent Bonvillain	LSU
Joey Bourgeois	LSU
Christopher Cotton	LSU
Nathan Fury	LSU
Mason Katz	LSU
William LaMarche	LSU
Kurt McCune	LSU
Sean McMullen	LSU
Raphael Rhymes	LSU
Nicholas Rumbelow	LSU
Christopher Sciambra	LSU
Casey Yocom	LSU
Will Allen	Ole Miss
Scott Ashford	Ole Miss
Tanner Bailey	Ole Miss
Austin Blunt	Ole Miss
Hawtin Buchanan	Ole Miss
John Gatlin	Ole Miss
Aaron Greenwood	Ole Miss
Brett Huber	Ole Miss
Will Jamison	Ole Miss
Austin Knight	Ole Miss
Tanner Mathis	Ole Miss
Mike Mayers	Ole Miss
Jake Overbey	Ole Miss
Sam Smith	Ole Miss
Stuart Turner	Ole Miss
Scott Weathersby	Ole Miss
Lance Wilson	Ole Miss
Nick Ammirati	Mississippi State
Ben Bracewell	Mississippi State
CT Bradford	Mississippi State
Matthew Britton	Mississippi State
Preston Brown	Mississippi State
Trevor Fitts	Mississippi State
Nick Flair	Mississippi State
Adam Frazier	Mississippi State
Sam Frost	Mississippi State
Tyler Fullerton	Mississippi State
Chad Girodo	Mississippi State
Kendall Graveman	Mississippi State
Jonathan Holder	Mississippi State
Jacob Lindgren	Mississippi State
Evan Mitchell	Mississippi State
Ross Mitchell	Mississippi State
Daryl Norris	Mississippi State
Luis Pollorena	Mississippi State
Trey Porter	Mississippi State
Wes Rea	Mississippi State
Hunter Renfroe	Mississippi State
Mitch Slauter	Mississippi State
Brandon Woodruff	Mississippi State
Justin Byrd	Missouri
Brannon Champagne	Missouri
Brett Graves	Missouri
Jake Ivory	Missouri
Jace James	Missouri
Kendall Keeton	Missouri
Dylan Kelly	Missouri
John Miles	Missouri
Nick Moore	Missouri
Dane Opel	Missouri
Patrick Quintanilla	Missouri
Nolan Belcher	South Carolina
LB Dantzler	South Carolina
Tanner English	South Carolina
Vince Fiori	South Carolina
Grayson Greiner	South Carolina
Josh Knab	South Carolina
Kyle Martin	South Carolina
Jordan Montgomery	South Carolina
Erik Payne	South Carolina
Dante Rosenberg	South Carolina
Graham Saiko	South Carolina
Alex Satterfield	South Carolina
Patrick Sullivan	South Carolina
Sean Sullivan	South Carolina
Chase Vergason	South Carolina
Tyler Webb	South Carolina
Ethan Bennett	Tennessee
Jason Manis	Tennessee
Eric Martin	Tennessee
Dalton Saberhagen	Tennessee
Nick Williams	Tennessee
Andy Yates	Tennessee
Patrick Michon	Texas A&M
Troy Stein	Texas A&M
Matthew Kent	Texas A&M
Blake Allemand	Texas A&M
Kyle Martin	Texas A&M
Daniel Mengden	Texas A&M
Will Cooper	Vanderbilt
Conrad Gregor	Vanderbilt
Connor Harrell	Vanderbilt
Andrew Harris	Vanderbilt
Chris Harvey	Vanderbilt
Tony Kemp	Vanderbilt
Keenan Kolinsky	Vanderbilt
Drew Johnston Luna Jr.	Vanderbilt
Jack Lupo	Vanderbilt
Joel McKeithan	Vanderbilt
Brian Miller	Vanderbilt
Jared Miller	Vanderbilt
Spencer Navin	Vanderbilt
Adam Ravenelle	Vanderbilt
Mike Yastrzemski	Vanderbilt
Kevin Ziomek	Vanderbilt

2014

Name	School
Cary Baxter	Alabama
Riley Colburn	Alabama
Steven Cole	Alabama
Mitch Greer	Alabama
Tucker Hawley	Alabama
Jonathan Hess	Alabama
Ben Moore	Alabama
Mike Oczypok	Alabama
Kyle Overstreet	Alabama
Taylor Poe	Alabama
Georgie Salem	Alabama
Spencer Turnbull	Alabama
Wade Wass	Alabama
J.C. Wilhite	Alabama
Eric Fisher	Arkansas
Colin Poche	Arkansas
Garrett Rucker	Arkansas
Joe Serrano	Arkansas
Tyler Spoon	Arkansas
Robert Wernes	Arkansas
Brett Binning	Auburn
Trey Cochran-Gill	Auburn
Kevin Davis	Auburn

ACADEMIC HONORS

Jordan Ebert	Auburn
Sam Gillikin	Auburn
Damon Haecker	Auburn
Cole Lipscomb	Auburn
Blake Logan	Auburn
Michael O'Neal	Auburn
Patrick Savage	Auburn
J.J. Shaffer	Auburn
Connor Short	Auburn
Keegan Thompson	Auburn
Derek Varnadore	Auburn
Mike Fahrman	Florida
Ryan Harris	Florida
Richie Martin	Florida
Zack Powers	Florida
Bobby Poyner	Florida
Justin Shafer	Florida
Corey Stump	Florida
Josh Tobias	Florida
Danny Young	Florida
Hunter Cole	Georgia
Grant Earls	Georgia
David Gonzalez	Georgia
Taylor Hicks	Georgia
Michael Mancuso	Georgia
Sean McLaughlin	Georgia
Pete Nagel	Georgia
Ross Ripple	Georgia
Daniel Smith	Georgia
Brandon Stephens	Georgia
Austin Wallace	Georgia
Conor Welton	Georgia
Zach Arnold	Kentucky
Kyle Barrett	Kentucky
Bryce Bastien	Kentucky
Thomas Bernal	Kentucky
Kyle Cody	Kentucky
Ryne Combs	Kentucky
Austin Cousino	Kentucky
Dominic D'Souza	Kentucky
Greg Fettes	Kentucky
Dorian Hairston	Kentucky
Spencer Jack	Kentucky
Max Kuhn	Kentucky
Sam Mahar	Kentucky
Taylor Martin	Kentucky
Andrew Nelson	Kentucky
A.J. Reed	Kentucky
Matt Reida	Kentucky
Zach Strecker	Kentucky
Storm Wilson	Kentucky
Brady Domangue	LSU
Nathan Fury	LSU
Mark Laird	LSU
Sean McMullen	LSU
Zachary Person	LSU
Chris Sciambra	LSU
Andrew Stevenson	LSU
Will Allen	Ole Miss
Austin Anderson	Ole Miss
Scott Ashford	Ole Miss
Austin Blunt	Ole Miss
Auston Bousfield	Ole Miss
Brady Bramlett	Ole Miss
Hawtin Buchanan	Ole Miss
Matt Denny	Ole Miss
Cameron Dishon	Ole Miss
Chris Ellis	Ole Miss
Aaron Greenwood	Ole Miss
Will Jamison	Ole Miss
Josh Laxer	Ole Miss
Jeremy Massie	Ole Miss
Sam Smith	Ole Miss
Jacob Waguespack	Ole Miss
Scott Weathersby	Ole Miss
Derrick Armstrong	Mississippi State
Ben Bracewell	Mississippi State
CT Bradford	Mississippi State
Matthew Britton	Mississippi State
Cody Brown	Mississippi State
Preston Brown	Mississippi State
Alex Detz	Mississippi State
Trevor Fitts	Mississippi State
Daniel Garner	Mississippi State
Jonathan Holder	Mississippi State
Jacob Lindgren	Mississippi State
Ross Mitchell	Mississippi State
Brett Pirtle	Mississippi State
Zack Randolph	Mississippi State
Wes Rea	Mississippi State
Jacob Robson	Mississippi State
John Marc Shelly	Mississippi State
Brandon Woodruff	Mississippi State
Eric Anderson	Missouri
Logan Bone	Missouri
Dillon Everett	Missouri
Peter Fairbanks	Missouri
Brett Graves	Missouri
Tyler House	Missouri
Jake Ivory	Missouri
Jace James	Missouri
Kendall Keeton	Missouri
Zach Lavy	Missouri
Nick Moore	Missouri
Case Munson	Missouri
Logan Pearson	Missouri
Sean Ullrich	Missouri
DC Arendas	South Carolina
Connor Bright	South Carolina
Tanner English	South Carolina
Vince Fiori	South Carolina
Grayson Greiner	South Carolina
Austin Hill	South Carolina
Kyle Martin	South Carolina
Trey McNickle	South Carolina
Jordan Montgomery	South Carolina
Marcus Mooney	South Carolina
Weber Pike	South Carolina
Alex Satterfield	South Carolina
Max Schrock	South Carolina
Jack Wynkoop	South Carolina
Derek Lance	Tennessee
Andrew Lee	Tennessee
William Eric Martin	Tennessee
Dalton Saberhagen	Tennessee
Nicholas Williams	Tennessee
AJ Simcox	Tennessee
Trevor Charpie	Tennessee
Alex Minter	Texas A&M
Blake Allemand	Texas A&M
Cole Lankford	Texas A&M
Daniel Mengden	Texas A&M
George Hinsley	Texas A&M
Jason Freeman	Texas A&M
Jason Jester	Texas A&M
Krey Bratsen	Texas A&M
Logan Nottebrok	Texas A&M
Matthew Kent	Texas A&M
Rex Hill	Texas A&M
Troy Stein	Texas A&M
Ty Schlottmann	Texas A&M
Vince Conde	Vanderbilt
Will Cooper	Vanderbilt
Tyler Ferguson	Vanderbilt
Carson Fulmer	Vanderbilt
Brian Miller	Vanderbilt
Jared Miller	Vanderbilt
Philip Pfeifer	Vanderbilt
Adam Ravenelle	Vanderbilt
Steven Rice	Vanderbilt
Luke Stephenson	Vanderbilt
Dansby Swanson	Vanderbilt
Rhett Wiseman	Vanderbilt

2015

Name	School
Tyler Adams	Alabama
Will Carter	Alabama
Riley Colburn	Alabama
Nicholas Eicholtz	Alabama
Jake Hubbard	Alabama
Jonathan Keller	Alabama
Michael Oczypok	Alabama
Kyle Overstreet	Alabama
Taylor Poe	Alabama
Georgie Salem	Alabama
J.C. Wilhite	Alabama
Clark Eagan	Arkansas
Zach Jackson	Arkansas
Joe Serrano	Arkansas
Tyler Spoon	Arkansas
Dominic Taccolini	Arkansas
Bobby Wernes	Arkansas
Robby Clements	Auburn
Kevin Davis	Auburn
Sam Gillikin	Auburn
Anfernee Grier	Auburn
Cole Lipscomb	Auburn
Blake Logan	Auburn
Sam Mason	Auburn
Rocky McCord	Auburn
Austin Murphy	Auburn
Cody Nulph	Auburn
JJ Shaffer	Auburn
Keegan Thompson	Auburn
Izaac Yarbrough	Auburn
Shaun Anderson	Florida
Tyler Deel	Florida
Mike Fahrman	Florida
Jason Lombardozzi	Florida
Richie Martin	Florida
Scott Moss	Florida
Bobby Poyner	Florida
A. J. Puk	Florida
Frank Rubio	Florida
Taylor Hicks	Georgia
Connor Jones	Georgia
Ryan Lawlor	Georgia
Sean McLaughlin	Georgia
Brandon Stephens	Georgia
Austin Wallace	Georgia
Zachary Waters	Georgia
Stephen Wrenn	Georgia
Zach Arnold	Kentucky
Kyle Barrett	Kentucky
Bryce Bastien	Kentucky
Thomas Bernal	Kentucky
Zack Brown	Kentucky
Marcus Carson	Kentucky
Ryne Combs	Kentucky
Dylan Dwyer	Kentucky
Greg Fettes	Kentucky
Dorian Hairston	Kentucky
Connor Heady	Kentucky
Spencer Jack	Kentucky
Taylor Martin	Kentucky
Andrew Nelson	Kentucky
Blake Oyler	Kentucky
Logan Salow	Kentucky
Matt Snyder	Kentucky
Troy Squires	Kentucky
Zach Strecker	Kentucky
Blaze Tom	Kentucky
Storm Wilson	Kentucky
Robert Ziegler	Kentucky
Kyle Bouman	LSU
Parker Bugg	LSU
Hunter Devall	LSU
Mark Laird	LSU
Zachary Person	LSU
Kade Scivicque	LSU
Andrew Stevenson	LSU
Collin Strall	LSU
Evan Anderson	Ole Miss
Scott Ashford	Ole Miss
Mitchel Babb	Ole Miss
Brady Bramlett	Ole Miss
Matt Denny	Ole Miss
Cameron Dishon	Ole Miss
Sean Johnson	Ole Miss
Jack Kaiser	Ole Miss
Henri Lartigue	Ole Miss
Sam Smith	Ole Miss
Jacob Waguespack	Ole Miss
Josh Watkins	Ole Miss
Scott Weathersby	Ole Miss
JB Woodman	Ole Miss
Matthew Britton	Mississippi State
Preston Brown	Mississippi State
Logan Elliot	Mississippi State
Trevor Fitts	Mississippi State
Seth Heck	Mississippi State
John Holland	Mississippi State
Dakota Hudson	Mississippi State
Reid Humphreys	Mississippi State
Ross Mitchell	Mississippi State
Matt Spruill	Mississippi State
Vance Tatum	Mississippi State
Jake Vickerson	Mississippi State
Cody Walker	Mississippi State
Josh Lovelady	Mississippi State
Brent Rooker	Mississippi State
Trent Waddell	Mississippi State
Daniel Brown	Mississippi State
Brandon Baker	Missouri
Peter Fairbanks	Missouri
Jake Ivory	Missouri
Jace James	Missouri
Breckin Williams	Missouri
Zach Lavy	Missouri
DC Arendas	South Carolina
Connor Bright	South Carolina
Elliott Caldwell	South Carolina
Wil Crowe	South Carolina
Vince Fiori	South Carolina
Jordan Gore	South Carolina
Patrick Harrington	South Carolina
Preston Johnson	South Carolina
Weber Pike	South Carolina
Josh Reagan	South Carolina
Max Schrock	South Carolina
Reed Scott	South Carolina
Matt Vogel	South Carolina
Jack Wynkoop	South Carolina
Andy Cox	Tennessee
Eric Freeman	Tennessee
Chris Hall	Tennessee
Derek Lance	Tennessee
Andrew Lee	Tennessee
Jared Pruett	Tennessee
Quint Robinson	Tennessee
Tyler Schultz	Tennessee
A.J. Simcox	Tennessee
Tei Vanderford	Tennessee
A.J. Minter	Texas A&M
Blake Allemand	Texas A&M
G.R. Hinsley	Texas A&M
Jason Freeman	Texas A&M
Kyle Simonds	Texas A&M
Logan Taylor	Texas A&M
Matthew Kent	Texas A&M
Mitchell Nau	Texas A&M
Nick Banks	Texas A&M
Ty Schlottmann	Texas A&M
Tyler Campbell	Vanderbilt
Jason Delay	Vanderbilt
Tyler Ferguson	Vanderbilt
Carson Fulmer	Vanderbilt
Tyler Green	Vanderbilt
John Kilichowski	Vanderbilt
Penn Murfee	Vanderbilt
Drake Parker	Vanderbilt
Philip Pfeifer	Vanderbilt
Bryan Reynolds	Vanderbilt
Nolan Rogers	Vanderbilt
Dansby Swanson	Vanderbilt
Xavier Turner	Vanderbilt
Rhett Wiseman	Vanderbilt

2016

Name	School
Tyler Adams	Alabama
Geoffrey Bramblett	Alabama
Zack Coker	Alabama
Tanner DeVinny	Alabama
Nicholas Eicholtz	Alabama
Keith Holcombe	Alabama
Jake Hubbard	Alabama

Tyler McMurray	Alabama
Michael Oczypok	Alabama
Taylor Poe	Alabama
Zac Rogers	Alabama
Georgie Salem	Alabama
Connor Short	Alabama
Hunter Webb	Alabama
John Benninghoff	Arkansas
Clark Eagan	Arkansas
McCullen Gassaway	Arkansas
Charles Hogan	Arkansas
Zachary Jackson	Arkansas
Keaton McKinney	Arkansas
Dominic Taccolini	Arkansas
Ben Braymer	Auburn
Justin Camp	Auburn
Colton Campbell	Auburn
Jordan Ebert	Auburn
Marc Frazier	Auburn
Samuel Gillikin	Auburn
Cole Lipscomb	Auburn
Blake Logan	Auburn
Samuel Mason	Auburn
Andrew Mitchell	Auburn
Cody Nulph	Auburn
JJ Shaffer	Auburn
Keegan Thompson	Auburn
Izaac Yarbrough	Auburn
Kevin Davis	Auburn
Shaun Anderson	Florida
Alex Faedo	Florida
Mike Fahrman	Florida
Dalton Guthrie	Florida
Christian Hicks	Florida
Mark Kolozsvary	Florida
Ryan Larson	Florida
Jason Lombardozzi	Florida
Scott Moss	Florida
A.J. Puk	Florida
Frank Rubio	Florida
JJ Schwarz	Florida
Logan Shore	Florida
Jeremy Vasquez	Florida
David Gonzalez	Georgia
Connor Jones	Georgia
Trey Logan	Georgia
Mike Mancuso	Georgia
Cody McCance	Georgia
Keegan McGovern	Georgia
Aaron Rzucidlo	Georgia
Austin Wallace	Georgia
Mitchell Webb	Georgia
Stephen Wrenn	Georgia
Zach Arnold	Kentucky
Dustin Beggs	Kentucky
Zack Brown	Kentucky
Marcus Carson	Kentucky
Kyle Cody	Kentucky
Dylan Dwyer	Kentucky
Marshall Gei	Kentucky
Dorian Hairston	Kentucky
Jake Hamilton	Kentucky
Connor Heady	Kentucky
Zach Logue	Kentucky
Riley Mahan	Kentucky
Trey Miller	Kentucky
Zach Pop	Kentucky
Logan Salow	Kentucky
Troy Squires	Kentucky
Zach Strecker	Kentucky
Evan White	Kentucky
Bo Wilson	Kentucky
Storm Wilson	Kentucky
Austin Bain	LSU
Parker Bugg	LSU
Gregory Deichmann	LSU
Cody Ducote	LSU
Cole Freeman	LSU
Alexander Lange	LSU
Jared Poche	LSU
Jesse Stallings	LSU
Collin Strall	LSU
John Valek	LSU
Brady Bramlett	Ole Miss
Tate Blackman	Ole Miss
Brian Browning	Ole Miss
Matt Denny	Ole Miss
Cameron Dishon	Ole Miss
Brady Feigl	Ole Miss
Will Golsan	Ole Miss
Henri Lartigue	Ole Miss
Nic Perkins	Ole Miss
Chad Smith	Ole Miss
Jacob Billingsley	Mississippi State
Daniel Brown	Mississippi State
Cole Gordon	Mississippi State
Ryan Gridley	Mississippi State
Reid Humphreys	Mississippi State
Jack Kruger	Mississippi State
Josh Lovelady	Mississippi State
Nathaniel Lowe	Mississippi State
Jacob Robson	Mississippi State
Brent Rooker	Mississippi State
Blake Smith	Mississippi State
Shane Benes	Missouri
Liam Carter	Missouri
Lake Dabney	Missouri
Nolan Gromacki	Missouri
Tanner Houck	Missouri
Zach Lavy	Missouri
Bryce Montes De Oca	Missouri
Jake Ring	Missouri
Austin Tribby	Missouri
DC Arendas	South Carolina
Colie Bowers	South Carolina
Jonah Bride	South Carolina
Canaan Cropper	South Carolina
Wil Crowe	South Carolina
Vince Fiori	South Carolina
Ross Grosvenor	South Carolina
Tyler Haswell	South Carolina
Dillon Hodge	South Carolina
Tyler Johnson	South Carolina
John Jones	South Carolina
Jared Martin	South Carolina
Marcus Mooney	South Carolina
Colton Provey	South Carolina
Clarke Schmidt	South Carolina
Clark Scolamiero	South Carolina
Reed Scott	South Carolina
Dom Thompson-Williams	South Carolina
Jared Williams	South Carolina
Andy Cox	Tennessee
Eric Freeman	Tennessee
Derek Lance	Tennessee
Jared Pruett	Tennessee
Zach Reid	Tennessee
Quint Robinson	Tennessee
Tyler Schultz	Tennessee
Nick Senzel	Tennessee
Chris Hall	Tennessee
Nicholas Banks	Texas A&M
Ryne Birk	Texas A&M
Kaylor Chafin	Texas A&M
Nicholas Choruby	Texas A&M
LeeMay Gonzalez	Texas A&M
Ryan Hendrix	Texas A&M
Brigham Hill	Texas A&M
Blake Kopetsky	Texas A&M
Ty Schlottmann	Texas A&M
Kyle Simonds	Texas A&M
Dayne Sommer	Texas A&M
Jace Vines	Texas A&M
Boomer White	Texas A&M
Joey Abraham	Vanderbilt
Tristan Chari	Vanderbilt
Jason Delay	Vanderbilt
William John Kilichowski	Vanderbilt
Penn Murfee	Vanderbilt
Bryan Reynolds	Vanderbilt
Nolan Rogers	Vanderbilt
Collin Snider	Vanderbilt
William Toffey	Vanderbilt

2017

Name	School
Tyler Adams	Alabama
Hunter Alexander	Alabama
Zack Coker	Alabama
Tanner DeVinny	Alabama
Nick Eicholtz	Alabama
Keith Holcombe	Alabama
Kyle Kaufman	Alabama
Tyler McMurray	Alabama
Mike Oczypok	Alabama
Taylor Poe	Alabama
Zac Rogers	Alabama
Connor Short	Alabama
Davis Vainer	Alabama
Alex Webb	Alabama
Gene Wood	Alabama
Connor Wright	Alabama
Isaiah Campbell	Arkansas
Cannon Chadwick	Arkansas
Eric Cole	Arkansas
Anthony Dahl	Arkansas
Grant Koch	Arkansas
Kevin Kopps	Arkansas
Barrett Loseke	Arkansas
Keaton McKinney	Arkansas
Kacey Murphy	Arkansas
Jacob Reindl	Arkansas
Weston Rogers	Arkansas
Cody Scroggins	Arkansas
Chad Spanberger	Arkansas
Dominic Taccolini	Arkansas
Kevin Davis	Auburn
Bo Decker	Auburn
Sam Gillikin	Auburn
Dylan Ingram	Auburn
Luke Jarvis	Auburn
Jeremy Johnson	Auburn
Gabriel Klobosits	Auburn
Cole Lipscomb	Auburn
Blake Logan	Auburn
Andrew Mitchell	Auburn
Jeffrey Shaffer	Auburn
Keegan Thompson	Auburn
Alex Faedo	Florida
Dalton Guthrie	Florida
Christian Hicks	Florida
Nick Horvath	Florida
Mark Kolozsvary	Florida
Jackson Kowar	Florida
Ryan Larson	Florida
Nelson Maldonado	Florida
Blake Reese	Florida
Frank Rubio	Florida
JJ Schwarz	Florida
Brady Singer	Florida
Ryan Avidano	Georgia
Blake Cairnes	Georgia
Michael Curry	Georgia
Andrew Gist	Georgia
Adam Goodman	Georgia
Trey Logan	Georgia
Keegan McGovern	Georgia
Drew Moody	Georgia
Adam Sasser	Georgia
Shaefer Shepard	Georgia
Kevin Smith	Georgia
Patrick Sullivan	Georgia
LJ Talley	Georgia
Mitchell Webb	Georgia
Luke Becker	Kentucky
Marcus Carson	Kentucky
Kole Cottam	Kentucky
Marshall Gei	Kentucky
Jake Hamilton	Kentucky
Connor Heady	Kentucky
Sean Hjelle	Kentucky
Austin Keen	Kentucky
Zeke Lewis	Kentucky
Justin Lewis	Kentucky
Zach Logue	Kentucky
Riley Mahan	Kentucky
Tyler Marshall	Kentucky
Gunnar McNeill	Kentucky
Tristan Pompey	Kentucky
Zach Pop	Kentucky
Zachary Reks	Kentucky
Logan Salow	Kentucky
Troy Squires	Kentucky
Evan White	Kentucky
Storm Wilson	Kentucky
Bryce Adams	LSU
Brennan Breaux	LSU
Nick Coomes	LSU
Antoine Duplantis	LSU
Cole Freeman	LSU
Caleb Gilbert	LSU
Beau Jordan	LSU
Hunter Kiel	LSU
Alex Lange	LSU
Michael Papierski	LSU
Russell Reynolds	LSU
Kramer Robertson	LSU
Collin Strall	LSU
Tate Blackman	Ole Miss
Colby Bortles	Ole Miss
Brady Feigl	Ole Miss
Nick Fortes	Ole Miss
Will Golsan	Ole Miss
Connor Green	Ole Miss
Andrew Lowe	Ole Miss
James McArthur	Ole Miss
Andy Pagnozzi	Ole Miss
Luke Alexander	Mississippi State
Trysten Barlow	Mississippi State
Jacob Billingsley	Mississippi State
Parker Ford	Mississippi State
Cole Gordon	Mississippi State
Ryan Gridley	Mississippi State
Josh Lovelady	Mississippi State
Andrew Mahoney	Mississippi State
Jake Mangum	Mississippi State
Blake Smith	Mississippi State
Cole Bartlett	Missouri
Liam Carter	Missouri
Lake Dabney	Missouri
Alex Del Rio	Missouri
Cameron Dulle	Missouri
Nolan Gromacki	Missouri
Bryce Montes De Oca	Missouri
Danny Blair	South Carolina
Colie Bowers	South Carolina
Jonah Bride	South Carolina
Wil Crowe	South Carolina
Chris Cullen	South Carolina
Ross Grosvenor	South Carolina
Adam Hill	South Carolina
Tyler Johnson	South Carolina
John Jones	South Carolina
Cody Morris	South Carolina
John Parke	South Carolina
Clarke Schmidt	South Carolina
Reed Scott	South Carolina
LT Tolbert	South Carolina
Eric Freeman	Tennessee
Nico Mascia	Tennessee
Quint Robinson	Tennessee
Matt Waldren	Tennessee
Jacob Westphal	Tennessee
Kaylor Chafin	Texas A&M
Nicholas Choruby	Texas A&M
Joel Davis	Texas A&M
Brigham Hill	Texas A&M
George Janca	Texas A&M
Blake Kopetsky	Texas A&M
Jason Delay	Vanderbilt
AJ Franklin	Vanderbilt
Julian Infante	Vanderbilt
Alonzo Jones, Jr.	Vanderbilt
Matthew McGarry	Vanderbilt
Penn Murfee	Vanderbilt
Ethan Paul	Vanderbilt
Patrick Raby	Vanderbilt
Stephen Scott	Vanderbilt

ACADEMIC HONORS

Collin Snider	Vanderbilt
William Toffey	Vanderbilt
Kyle Wright	Vanderbilt

2018

Name	School
Tyler Adams	Alabama
Hunter Alexander	Alabama
Joe Breaux	Alabama
Dylan Duarte	Alabama
Sam Gardner	Alabama
Keith Holcombe	Alabama
Kyle Kaufman	Alabama
Garret Rukes	Alabama
Connor Short	Alabama
Connor Stutts	Alabama
Davis Vainer	Alabama
Cobie Vance	Alabama
Jake Walters	Alabama
Gene Wood	Alabama
Isaiah Campbell	Arkansas
Matt Cronin	Arkansas
Marshall Denton	Arkansas
Jack Kenley	Arkansas
Grant Koch	Arkansas
Kevin Kopps	Arkansas
Evan Lee	Arkansas
Barrett Loseke	Arkansas
Keaton McKinney	Arkansas
Kacey Murphy	Arkansas
Zack Plunkett	Arkansas
Jacob Reindl	Arkansas
Weston Rogers	Arkansas
Cody Scroggins	Arkansas
Hunter Wilson	Arkansas
Elliott Anderson	Auburn
Davis Daniel	Auburn
Conor Davis	Auburn
Corey Herndon	Auburn
Dylan Ingram	Auburn
Luke Jarvis	Auburn
Jeremy Johnson	Auburn
Welby Malczewski	Auburn
Andrew Mitchell	Auburn
Ryan Watson	Auburn
Keenan Bell	Florida
Tyler Dyson	Florida
Nick Horvath	Florida
Jackson Kowar	Florida
Austin Langworthy	Florida
Nelson Maldonado	Florida
Cole Maye	Florida
Kirby McMullen	Florida
Garrett Milchin	Florida
Blake Reese	Florida
JJ Schwarz	Florida
Brady Singer	Florida
Ryan Avidano	Georgia
Tucker Bradley	Georgia
Blake Cairnes	Georgia
Michael Curry	Georgia
Timothy Elliott	Georgia
Justin Glover	Georgia
Adam Goodman	Georgia
Riley King	Georgia
Trey Logan	Georgia
Keegan McGovern	Georgia
Mason Meadows	Georgia
Logan Moody	Georgia
Christian Ryder	Georgia
Aaron Schunk	Georgia
Cameron Shepherd	Georgia
Kevin Smith	Georgia
Patrick Sullivan	Georgia
L J Talley	Georgia
Trevor Tinder	Georgia
Mitchell Webb	Georgia
James Williams	Georgia
Luke Becker	Kentucky
Carson Coleman	Kentucky
Timothy Collett	Kentucky
Brayden Combs	Kentucky
Kole Cottam	Kentucky
Marshall Gei	Kentucky
Sean Hjelle	Kentucky
Justin Lewis	Kentucky
Alec Maley	Kentucky
Brett Marshall	Kentucky
Bradley Schaenzer	Kentucky
Troy Squires	Kentucky
Matthew Beck	LSU
Antoine Duplantis	LSU
Caleb Gilbert	LSU
Zack Hess	LSU
Beau Jordan	LSU
Will Reese	LSU
Josh Smith	LSU
Eric Walker	LSU
Thomas Dillard	Ole Miss
Brady Feigl	Ole Miss
Nicholas Fortes	Ole Miss
William Golsan	Ole Miss
Connor Green	Ole Miss
Grae Kessinger	Ole Miss
James McArthur	Ole Miss
Ryan Rolison	Ole Miss
Houston Roth	Ole Miss
Bryan Seamster	Ole Miss
Will Stokes	Ole Miss
Cole Zabowski	Ole Miss
Luke Alexander	Mississippi State
Trysten Barlow	Mississippi State
Jacob Billingsley	Mississippi State
Cole Gordon	Mississippi State
Terry James	Mississippi State
Blake Smith	Mississippi State
Matthew Berler	Missouri
Cameron Dulle	Missouri
Nolan Gromacki	Missouri
Kameron Misner	Missouri
Bryce Montes De Oca	Missouri
Alexander Samples	Missouri
Andrew Toelken	Missouri
Jonah Bride	South Carolina
Sawyer Bridges	South Carolina
Chris Cullen	South Carolina
Eddy Demurias	South Carolina
Adam Hill	South Carolina
Graham Lawson	South Carolina
Cody Morris	South Carolina
Justin Row	South Carolina
TJ Shook	South Carolina
Madison Stokes	South Carolina
Hunter Taylor	South Carolina
Matt Williams	South Carolina
Jay Charleston	Tennessee
Connor Darling	Tennessee
Pete Derkay	Tennessee
Cal Gobbell	Tennessee
Will Heflin	Tennessee
Zach Linginfelter	Tennessee
Luc Lipcius	Tennessee
Nico Mascia	Tennessee
Alex Sosnowski	Tennessee
Sam Springer	Tennessee
Garrett Stallings	Tennessee
Daniel Vasquez	Tennessee
Jacob Westphal	Tennessee
Kaylor Chafin	Texas A&M
Mason Cole	Texas A&M
Hunter Coleman	Texas A&M
John Doxakis	Texas A&M
Nolan Hoffman	Texas A&M
George Janca	Texas A&M
Mitchell Kilkenny	Texas A&M
Landon Miner	Texas A&M
Kyle Richardson	Texas A&M
Braden Shewmake	Texas A&M
JJ Bleday	Vanderbilt
Ty Duvall	Vanderbilt
Julian Infante	Vanderbilt
Alonzo Jones	Vanderbilt
Connor Kaiser	Vanderbilt
Ethan Paul	Vanderbilt
Patrick Raby	Vanderbilt
Stephen Scott	Vanderbilt

2019

Name	School
Joe Breaux	Alabama
Kyle Cameron	Alabama
Casey Cobb	Alabama
Wil Freeman	Alabama
Tyler Gentry	Alabama
Keith Holcombe	Alabama
Justin King	Alabama
Chase Lee	Alabama
Brock Love	Alabama
Morgan McCullough	Alabama
Deacon Medders	Alabama
Jeremy Randolph	Alabama
Kolby Robinson	Alabama
Garret Rukes	Alabama
Davis Vainer	Alabama
Gene Wood	Alabama
Caleb Bolden	Arkansas
Isaiah Campbell	Arkansas
Matt Cronin	Arkansas
Marshall Denton	Arkansas
Dominic Fletcher	Arkansas
Heston Kjerstad	Arkansas
Kevin Kopps	Arkansas
Casey Martin	Arkansas
Jordan McFarland	Arkansas
Jacob Nesbit	Arkansas
Zack Plunkett	Arkansas
Kole Ramage	Arkansas
Cody Scroggins	Arkansas
Zebulon Vermillion	Arkansas
Elliott Anderson	Auburn
Tanner Burns	Auburn
Davis Daniel	Auburn
Conor Davis	Auburn
Peyton Glavine	Auburn
Chase Hall	Auburn
Ford Luttrell	Auburn
Brett Olson	Auburn
Jack Owen	Auburn
Blake Schilleci	Auburn
Tyler Dyson	Florida
Felix Garcia	Florida
Jonah Girand	Florida
Cal Greenfield	Florida
Austin Langworthy	Florida
Jack Leftwich	Florida
Nelson Maldonado	Florida
Brady McConnell	Florida
Hunter McMullen	Florida
Kirby McMullen	Florida
Garrett Milchin	Florida
Blake Reese	Florida
Hunter Ruth	Florida
Tucker Bradley	Georgia
John Cable	Georgia
Tim Elliott	Georgia
Justin Glover	Georgia
Adam Goodman	Georgia
Emerson Hancock	Georgia
Riley King	Georgia
Mason Meadows	Georgia
Darryn Pasqua	Georgia
Christian Ryder	Georgia
Aaron Schunk	Georgia
Cameron Shepherd	Georgia
C J Smith	Georgia
Patrick Sullivan	Georgia
L J Talley	Georgia
Cole Tate	Georgia
Connor Tate	Georgia
Carson Coleman	Kentucky
Timothy Collett	Kentucky
Brad Dobzanski	Kentucky
Marshall Gei	Kentucky
Daniel Harper	Kentucky
Mason Hazelwood	Kentucky
Cameron Hill	Kentucky
Ryan Johnson	Kentucky
Ben Jordan	Kentucky
Coltyn Kessler	Kentucky
Jimmie Lockhart, III	Kentucky
Grant Macciocchi	Kentucky
Brett Marshall	Kentucky
Ryan Shinn	Kentucky
Jacob Thompson	Kentucky
Matthew Beck	LSU
Brandt Broussard	LSU
Antoine Duplantis	LSU
Caleb Gilbert	LSU
Zack Hess	LSU
Hal Hughes	LSU
Josh Smith	LSU
Thomas Dillard	Ole Miss
Timothy Elko	Ole Miss
Jordan Fowler	Ole Miss
Carl Gindl	Ole Miss
Connor Green	Ole Miss
Tyler Keenan	Ole Miss
Graeber Kessinger	Ole Miss
Houston Roth	Ole Miss
Trysten Barlow	Mississippi State
Justin Foscue	Mississippi State
Rowdey Jordan	Mississippi State
Jared Liebelt	Mississippi State
Spencer Price	Mississippi State
Ethan Small	Mississippi State
Jordan Westburg	Mississippi State
Luke Anderson	Missouri
Konnor Ash	Missouri
Ian Bedell	Missouri
Connor Brumfield	Missouri
Cameron Dulle	Missouri
Paul Gomez	Missouri
Tyler LaPlante	Missouri
Trevor Mallett	Missouri
Cameron Pferrer	Missouri
Tyler Sikkema	Missouri
Sawyer Bridges	South Carolina
Noah Campbell	South Carolina
Parker Coyne	South Carolina
Christopher Cullen	South Carolina
Jordan Holladay	South Carolina
Graham Lawson	South Carolina
Carmen Mlodzinski	South Carolina
TJ Shook	South Carolina
Cam Tringali	South Carolina
Jay Charleston	Tennessee
Pete Derkay	Tennessee
Max Ferguson	Tennessee
Landon Gray	Tennessee
Will Heflin	Tennessee
Richard Jackson	Tennessee
Tanner Kohlhepp	Tennessee
Zach Linginfelter	Tennessee
Luc Lipcius	Tennessee
Ricky Martinez	Tennessee
Will Neely	Tennessee
Connor Pavolony	Tennessee
Evan Russell	Tennessee
Alerick Soularie	Tennessee
Garrett Stallings	Tennessee
Daniel Vasquez	Tennessee
Mason Cole	Texas A&M
Hunter Coleman	Texas A&M
Ty Condel	Texas A&M
Mason Corbett	Texas A&M
Zachary DeLoach	Texas A&M
John Doxakis	Texas A&M
Jonathan Ducoff	Texas A&M
Logan Foster	Texas A&M
William Frizzell	Texas A&M
Michael Hoehner	Texas A&M
Chandler Jozwiak	Texas A&M
Asa Lacy	Texas A&M
Bryce Miller	Texas A&M
Kyle Richardson	Texas A&M
Christian Roa	Texas A&M
Dustin Saenz	Texas A&M
Braden Shewmake	Texas A&M

Cole Taylor	Texas A&M
Philip Clarke	Vanderbilt
Pat DeMarco	Vanderbilt
Tyler Duvall	Vanderbilt
AJ Franklin	Vanderbilt
Joe Gobillot	Vanderbilt
Walker Grisanti	Vanderbilt
Mason Hickman	Vanderbilt
Julian Infante	Vanderbilt
Ethan Paul	Vanderbilt
Patrick Raby	Vanderbilt
Stephen Scott	Vanderbilt

2020

Name	School
Kyle Cameron	Alabama
Casey Cobb	Alabama
Tyler Gentry	Alabama
Landon Green	Alabama
Brock Guffey	Alabama
Justin King	Alabama
Chase Lee	Alabama
Walker McCleney	Alabama
Jacob McNairy	Alabama
Ryan O'Connell	Alabama
Tyler Ras	Alabama
Kolby Robinson	Alabama
Garret Rukes	Alabama
Connor Shamblin	Alabama
Jackson Tate	Alabama
Drew Williamson	Alabama
Caleb Bolden	Arkansas
Marshall Denton	Arkansas
Christian Franklin	Arkansas
Zackary Gregory	Arkansas
Kenneth Harris	Arkansas
Liam Henry	Arkansas
Travis Hester	Arkansas
Heston Kjerstad	Arkansas
Kevin Kopps	Arkansas
Austin Milligan	Arkansas
Caden Monke	Arkansas
Jacob Nesbit	Arkansas
Connor Noland	Arkansas
Casey Opitz	Arkansas
Kole Ramage	Arkansas
Carter Sells	Arkansas
Evan Taylor	Arkansas
Zeb Vermillion	Arkansas
Curtis Washington	Arkansas
Tanner Burns	Auburn
Conor Davis	Auburn
Richard Fitts	Auburn
Brooks Fuller	Auburn
Peyton Glavine	Auburn
Cody Greenhill	Auburn
Chase Hall	Auburn
Jack Owen	Auburn
Matt Scheffler	Auburn
John Samuel Shenker	Auburn
Carson Skipper	Auburn
Garrett Wade	Auburn
Judd Ward	Auburn
Ryan Watson	Auburn
Rankin Woley	Auburn
Justin Alintoff	Florida
Kris Armstrong	Florida
Kendrick Calilao	Florida
Nolan Crisp	Florida
Cal Greenfield	Florida
Austin Langworthy	Florida
Jack Leftwich	Florida
David Luethje	Florida
Kirby McMullen	Florida
Garrett Milchin	Florida
Nick Pogue	Florida
Christian Scott	Florida
Jacob Young	Florida
Ben Anderson	Georgia
Tucker Bradley	Georgia
Justin Glover	Georgia
Jack Gowen	Georgia
Emerson Hancock	Georgia
Randon Jernigan	Georgia
Riley King	Georgia
Mason Meadows	Georgia
Darryn Pasqua	Georgia
Will Proctor	Georgia
Chaney Rogers	Georgia
Cam Shepherd	Georgia
C.J. Smith	Georgia
Patrick Sullivan	Georgia
Cole Tate	Georgia
Connor Tate	Georgia
Ryan Webb	Georgia
Cole Wilcox	Georgia
Carson Coleman	Kentucky
TJ Collett	Kentucky
Braxton Cottongame	Kentucky
Elliott Curtis	Kentucky
Breydon Daniel	Kentucky
Cole Daniels	Kentucky
Alexander Degen	Kentucky
William Gambino	Kentucky
Trae Harmon	Kentucky
Daniel Harper	Kentucky
Mason Hazelwood	Kentucky
Cameron Hill	Kentucky
Tanner Holen	Kentucky
Brendan Hord	Kentucky
Ben Jordan	Kentucky
Coltyn Kessler	Kentucky
Trip Lockhart	Kentucky
Dillon Marsh	Kentucky
Justin Olson	Kentucky
James Ramsey	Kentucky
Hunter Rigsby	Kentucky
Austin Schultz	Kentucky
Jaren Shelby	Kentucky
Matthew Beck	LSU
Cade Beloso	LSU
Giovanni DiGiacomo	LSU
Braden Doughty	LSU
Gavin Dugas	LSU
Saul Garza	LSU
Cole Henry	LSU
Hal Hughes	LSU
Michael Lagarrigue	LSU
Nicholas Storz	LSU
Christopher Willis	LSU
Justin Bench	Ole Miss
Taylor Broadway	Ole Miss
Tim Elko	Ole Miss
Gunnar Hogland	Ole Miss
Tyler Keenan	Ole Miss
Knox Loposer	Ole Miss
Tyler Myers	Ole Miss
Doug Nikhazy	Ole Miss
Hunter Blalock	Mississippi State
Bryce Brock	Mississippi State
Eric Cerantola	Mississippi State
Jack Eagan	Mississippi State
Jaxen Forrester	Mississippi State
Justin Foscue	Mississippi State
Luke Hancock	Mississippi State
Josh Hatcher	Mississippi State
Landon Jordan	Mississippi State
Tanner Leggett	Mississippi State
Christian MacLeod	Mississippi State
Chase Patrick	Mississippi State
Brandon Pimentel	Mississippi State
Spencer Price	Mississippi State
Riley Self	Mississippi State
Jared Shemper	Mississippi State
Brandon Smith	Mississippi State
Jordan Westburg	Mississippi State
Konnor Ash	Missouri
Ian Bedell	Missouri
Thomas Broyles	Missouri
Trey Dillard	Missouri
Paul Gomez	Missouri
Seth Halvorsen	Missouri
Spencer Juergens	Missouri
Luke Mann	Missouri
Alexander Peterson	Missouri
Clayton Peterson	Missouri
Cameron Pferrer	Missouri
Trae Robertson	Missouri
Thomas Springer	Missouri
Cameron Swanger	Missouri
Nicholas Tepesch	Missouri
Lukas Veinbergs	Missouri
Mark Vierling	Missouri
Brady Allen	South Carolina
Julian Bosnic	South Carolina
George Callil	South Carolina
Noah Campbell	South Carolina
Wes Clarke	South Carolina
Parker Coyne	South Carolina
Andrew Eyster	South Carolina
Dylan Harley	South Carolina
Brett Kerry	South Carolina
Graham Lawson	South Carolina
Hayden Lehman	South Carolina
Daniel Lloyd	South Carolina
Carmen Mlodzinski	South Carolina
TJ Shook	South Carolina
Josiah Sightler	South Carolina
Wesley Sweatt	South Carolina
Cam Tringali	South Carolina
Garrett Crochet	Tennessee
Zach Daniels	Tennessee
Pete Derkay	Tennessee
Max Ferguson	Tennessee
Landon Gray	Tennessee
Will Heflin	Tennessee
Sean Hunley	Tennessee
Austin Knight	Tennessee
Luc Lipcius	Tennessee
Trey Lipscomb	Tennessee
Connor Pavolony	Tennessee
Jake Rucker	Tennessee
Evan Russell	Tennessee
Camden Sewell	Tennessee
Chase Wallace	Tennessee
Brandon Ashy	Texas A&M
Rody Barker	Texas A&M
Dawson Barr	Texas A&M
Bryce Blaum	Texas A&M
Jonathan Childress	Texas A&M
Hunter Coleman	Texas A&M
Mason Corbett	Texas A&M
Zachary DeLoach	Texas A&M
Will Frizzell	Texas A&M
Mikey Hoehner	Texas A&M
Chandler Jozwiak	Texas A&M
Asa Lacy	Texas A&M
Bryce Miller	Texas A&M
Jake Nelson	Texas A&M
Christian Roa	Texas A&M
Dustin Saenz	Texas A&M
Logan Sartori	Texas A&M
Zane Schmidt	Texas A&M
Chris Weber	Texas A&M
Cooper Davis	Vanderbilt
Ty Duvall	Vanderbilt
Jake Eder	Vanderbilt
Hugh Fisher	Vanderbilt
Mason Hickman	Vanderbilt
Matt Hogan	Vanderbilt
Chance Huff	Vanderbilt
Justyn-Henry Malloy	Vanderbilt

SEC IN THE MAJOR LEAGUES

Alabama

Alex Avila (2010-20). Red Barnes (1927-30). John Baumgartner (1953). Jack Bolling (1939, '44). Daniel Boone (1919-22). Ike Boone (1923-25, '27-30). Vic Bradford (1943), Jeremy Brown (2006). John Campbell (1933). Andy Cohen (1926-29). Syd Cohen (1934-37). Bruce Connaster (1931-32). Lance Cormier (2006-07, 09-11). Matt Downs (2011-12). Jim Dunn (1952). Verdo Elmore (1924). **Matt Foster (2020).** Hersh Freeman (1952-58). Grant Gillis (1927-29). **Taylor Guilbeau (2019-20).** Jackie Hayes (1927-40). Greg Hibbard (1989-94). Walter Hilcher (1931-36). Butch Hobson (1975-82). Randy Hunt (1985-86). **Tommy Hunter (2010-20)**. Bryan Kelly (1986-87). Jack Kubiszyn (1961-62). Doc Land (1929). Al Lary (1954-55). Frank Lary (1954-65). **Wade LeBlanc (2008-14, 2016-20)**. Dave Magadan (1986-2000). Frank Menechino (1999-2003; 2005). Dustan Mohr (2001-2006). **Adam Morgan (2015-20)**. Guy "Moose" Morton (1914-24). **Jimmy Nelson (2013-20)**. Ray Pepper (1932-36). Andy Phillips (2005-06). Paul Phillips (2006). Del Pratt (1912-24). **David Robertson (2010-20)**. Lee Rogers (1938). Max Rosenfeld (1931-33). Josh Rutledge (2013-17). Mo Sanford (1991, 93, 95). Skeeter Scalzi (1939). LeGrant Scott (1939). Ken Sears (1943, '46). Joe Sewell (1920-33). Luke Sewell (1921-39, 42). Tommy Sewell (1927). Jim Sheehan (1936). Craig Shipley (1986-87, 89, 91-98). Fred Sington (1934-39). Bobby Sprowl (1978-81). Riggs Stephenson (1921-34). Lena Stiles (1930-32). Jim Tabor (1938-47). Taylor Tankersley (2007-08). **Spencer Turnbull (2018-20).** Joe Vitiello (1995-2000). Ed White (1955). Ernie Wingard (1924-27). Al Worthington (1953-69). Tim Young (1998, 2000).

Arkansas

Darrel Akerfelds (1986-87, '89-91). **Brian Anderson (2017-10). Jalen Beeks (2018-20). Andrew Benintendi (2016-20)**. Sid Benton (1922). Bud Bloomfield (1963-64). Mike Bolsinger (2014-16). Kevin Campbell (1991-94). Cody Clark (2013). Chuck Corgan (1925, '27). Bubba Carpentar (2000). Al Cypert (1914). Brett Eibner (2016). BreBabe Ellison (1916-20). Matt Erickson (2004). **Logan Forsythe (2011-20)**. Craig Gentry (2012-18). Minter Carney "Jackie" Hayes (1927-40). Gerald Hannahs (1976-79). Howard Hilton (1990). Eric Hinske (2002-03, 2005-13). Dick Hughes (1966-68). Randy Jackson (1950-59). Charlie Jamerson (1924). Skeeter Kell (1952). Jeff King (1989-99). **Dallas Keuchel (2012-20)**. Jeff King (1989-97,99). Jimmy Kremers (1990). Cliff Lee (2004-09-12-14). Les Lancaster (1987-93). Dixie Leverett (1922-29). Tim Lollar (1980-86). **James McCann (2014-20)**. Kevin McReynolds (1983-94). Darren O'Day (2015-16). Mike Oquist (1993-99). Tom Pagnozzi (1987-98). **Blake Parker (2012-20).** Rick Parker (1990-91). Kit Pellow (2004). Robert Person (1999). Colin Poche (2019). Scott Pose (1993-94, 1997-2000). Johnny Ray (1981-90). Matt Reynolds (2016-18). Ronn Reynolds (1982-83, '85-90). Pat Rice (1991). Tim Sherrill (1990-91). **Drew Smyly (2012-16, 20). Ryne Stanek (2017-20).** Phillip Stidham (1994-96). Chuck Thompkins (1912). Jess Todd (2009-10). John Vann (1913). Matt Wagner (1996). Jim Walkup (1934-39). Duke Welker (2013). Jack Whillock (1971-72). Andy Wilkins (2014). Roy Wood (1913-15). Dan Wright (2002-03).

Auburn

Jack Baker (1976-77). Sam Barnes (1921). Colter Bean (2005-07). Joe Beckwith (1979-80,'82-86). Mark Bellhorn (1997-98; 2000-07). Chris Bootcheck (2003, 2005-09, 2013). Sol Carter (1931). Justin Christian (2008, 2011-12). **Garrett Cooper (2017-20)**. Evan Crawford (2012). **Grant Dayton (2016-17, 19-20). Josh Donaldson (2010-20)**. Charlie Gibson (1924). George Grant (1923-31). Ivy Griffin (1919-21). Gabe Gross (2005-10). Josh Hancock (2006-07). Bryan Hebson (2003). Billy Hitchcock (1942, 1946-53). Jimmy Hitchcock (1938). Tim Hudson (1999-2011-2015). Tug Hulett (2008-09). Bo Jackson (1986-91, 1993-94). Stacy Jones (1991, 1996). Pat Keedy (1985, '87, '89). Alan Koch (1963-64). Bill Latham (1985-86). Terry Leach (1981-92). Ernie Manning (1914). Andy Merchant (1975-76). **Casey Mize (2020).** Willard Nixon (1950-58). Gregg Olson (1988-01). Jimmy Outlaw (1937-39, 1943-49). Ray Prim (1933-35, '43, '45-46). Jim Pyburn (1955-57). Steven Register (2008-09). David Ross (2008-16). Ben Sankey (1929-31). Ed Sherling (1924). Red Smith (1911-19). Levale Speigner (2007-08). Scott Sullivan (1995-2004). Stuart Tate (1989). Clete Thomas (2008-09; '12-13). Frank Thomas (1990-2008). Taylor Thompson (2014). Coot Veal (1958-63). Johnny Watwood (1929-33, '39). **Trey Wingenter (2018-20).**

Florida

Pete Alonso (2019-20). Shaun Anderson (2019-20). Bryan Augenstein (2009; 2011); Dennis K. Aust (1965-66). **Harrison Bader (2017-20**). Ross Baumgarten (1978-82). Henry T. Boney (1927). Rodney Brewer (1990-93). John Burke (1996-98). John H. Burnett (1927-35). James B. "Tiny" Chaplin (1928,'30-31, '36). Kevin Chapman (2013-16). Douglas M. Corbett (1980-87). Matt Den Dekker (2013-16). **Dane Dunning (2020). Anthony DeSclafani (2014-20)**. Robert Dodd (1998). David Eckstein (2001-10). Dave Eiland (1989-95). Mark Ellis (2003-14). William J. Ferrazzi (1935). Cole Figueroa (2014-16). Jeffrey T. Fischer (1987, '89). Josh Fogg (2002-08). Nolan Fontana (2017-19). William A. Graham (1966-67). Witt O. Guise (1940). Eric Hanhold (2018). Roger Holt (1980). Brian Jeroloman (2011). Mark Kiger (2006). Matt LaPorta (2009-11). Steve Lombardozzi (1985-90). Scott Lusader (1987-91). Austin Maddox (2017). Nick Maronde (2012-14). Richie Martin (2019). Jamie McAndrew (1992, 1995-97). Rob Murphy (1985-95). **Darren O'Day (2008-20).** Tim Olson (2004). Randy O'Neal (1984-89). Javier Ortiz (1990-91). Mike Perez (1990-96). Chan Perry (2000, '02). Herbert Perry (1994-98, 2000-04) Kevin Polcovich (1997-98). Ned S. Porter (1926-27). Bobby Poyner (2018-19). A.J. Puk (2019). Ryan Raburn (2004, 2007-17). William T. Ramsey (1945). Lance C. Richbourg (1921, '24, '27-32). Paul Rigdon (2001-02). 2-Albert L. "Flip" Rosen (1947-56). Paco Rodriguez (2013-15), Al Rosen (1947). Steve Rosenberg (1989-93). David Ross (2002-05, 2007-16). Scott Ruskin (1990-93). Ryan Sadowski (2009). **Justin Shafer (2018-20). Brady Singer (2020).** Ryan Shealy (2007). Mike Stanley (1986-2000). Haywood Sullivan (1955,'57,'59-63). Marc Sullivan (1982-87). Nicholas Testa (1958). Robby Thompson (1986-96). Preston Tucker (2015-16). Marc Valdes (1995-99). Brad Wilkerson (2002-08). Dale J. Willis (1963). **Mike Zunino (2013-20)**.

Georgia

Alf Anderson (1941-42, 46). Gordon Beckham (2010-19). Mitchell Boggs (2008-13). D. Timon Bowden (1914). Brooks Brown (2014-15). Marty Brown (1988-90). Cris Carpenter (1988-96). Steve Carter (1989-90). Spurgeon "Spud" Chandler (1937-47). Glenn Davis (1984-93). Claude "Deek" Derrick (1910-14). **Kyle Farmer (2017-19)**. Josh Fields (2013-18). Dave Fleming (1991-95). T. Rucker Ginn (1914). **Justin Grimm (2012-18, 20).** Robby Hammock (2003-04, 2006-08, 2011). Ken Holloway (1922-30). Jim Hunter (1991). Robby Hammock (2003-04, 2007-09). Jeff Keppinger (2004, 2006-13). Donald Lassetter (1957). Derek Lilliquist (1989-96). Larry Littleton (1981). Jefferson McCleskey (1913). Brian Powell (1998, 2000-04). Nolen Richardson (1929,'31-32, '35, '38-39). Johnny Rucker (1940-41, '43-46). Fred Sale (1924). Clint Sammons (2007-09). Chick Shiver (1931, '34). John Slappey (1920). Chris Stowers (1999). Homer Thompson (1912). T. Carl Thompson (1912). Jeff Treadway (1987-95). Jim Umbricht (1959-63). **Jared Walsh (2019-20).** Mark Watson (2000, 2002). **Alex Wood (2013-20)**

Kentucky

Jeff Abbott (1997-2000). Andrew Albers (2013-17). Joe Blanton (2004-17). Rod Bolton (1993-98). Derek Bryant (1979). Steve Dixon (1993-96). Joe Blanton (2005-13). Collin Cowgill (2012-16). Logan Darnell (2014). Scott Downs (2000, 2006-14). Doug Flynn (1975-1985). Marvis Foley (1978-82, '84). **Trevor Gott (2015-20)**. Andy Green (2006). Tom Grubbs (1920); Rodney Henderson (1990-92). Irv Jeffries (1930-31, 1934); Jeff Keener (1982-83). Paul Kilgus (1987-91, 1993-96). Larry Leubbers (1993, 1995-98). Jim Leyritz (1991-2000). **Luke Maile (2015-20)**. Alex Meyer (2015-17). Cotton Nash (1967, '69-70). Jim Park (1915-17). Jeff Parrett (1986-97). **James Paxton (2013-20).** Tim Peterson (2018-19). A.J. Reed (2016-19). **T.J. Riddle (2017-20)**. **Taylor Rogers (2016-20). Chris Rusin (2012-20).** Jack Savage (1987,'89-90). **Chandler Shepherd (2019-20).** Terry Shumpert (1990-91, 1993-2003). Mark Thompson (1994-98, 2000). William Vanlandingham (1994-98). Brandon Webb (2004-11). **Evan White (2020).**

LSU

Joe Bill Adcock (1950-66). Kurt Ainsworth (2001-05) A.W. Baird (1917,'19). Sean Barker (2007). Albert Belle (1989-2003). Buddy Blair (1942). **Alex Bregman (2016-20).** Jim Bowie (1994-95). Paul Byrd (1995-2003, 2005-09). Matt Clark (2014). Louis Coleman (2011-16, 2018). Roy Corcoran (2009). Walker Cress (1948-49). Alvin Dark (1946,'48-60). Ryan Eades (2019). John Fetzer (1948). Mike Fontenot (2008-12). **Jake Fraley (2019-20).** Mark Freeman (1959-60). Charlie Furbush (2012-15). **Kevin Gausman (2013-20**). **Nick Goody (2015-20)**. Rick Greene (1999-2000). Mark Guthrie (1989-2003). **Will Harris (2012-20)**, Brad Hawpe (2005-11). Eric Hetzel (1989-90). Aaron Hill (2005-17). Trey Hodges (2002-03). Roland B. Howell (1912). Russ Johnson (1997-02). **JaCoby Jones (2016-20)**. Ryan Jorgensen (2005, '07-08). Randy Keisler (2000-02). Brandon Larson (2001-03). Brett Laxton (1999-200). **DJ LeMahieu (2011-20)**. Curtis Leskanic (1993-04). Todd Lindon (2007). Dave Madison (1950, '52-53). Barry Manuel (1991-98). Mikie Mahtook (2015-19). Ben McDonald (1989-98). Mike Miley (1975-76). Joe Moock (1967). Warren Morris (1999-2002). Lyle Mouton (1995-97, 2000). **Aaron Nola (2015-20)**. **Austin Nola (2019-20).** John O'Donoghue (1993-94). Chad Ogea (1994-99). Keith Osik (1996-98, 2000-04).

Clay Parker (1987, '89). Anthony Ranaudo (2014-16). Jeff Reboulet (1992-02). Armando Rios (1998, 2000-03). Nick Rumbelow (2016, 18-19). Connie Ryan (1942-44, '46-54). Billy Sadler (2006). Ryan Schimpf (2016-18). Andy Sheets (1996-01). Mike Sirotka (1995-2000). Greg Smith (2010). **Riley Smith (2020).** Russ Springer (1992-98, 2000, 2003, 2005-09). Nick Stavinoha (2010). **Andrew Stevenson (2017-20)**. Art "Red" Swanson (1955-57). Brian Tallet (2002, 2006, 2008-11). Ryan Theriot (2007-12). Ryan Verdugo (2012), Jack Voigt (1992-98). Todd Walker (1996-2003, 2005-07). Randy Wiles (1977). Brian Wilson (2008-14). Eddie Yarnall (1998-2000). Shane Youman (2006-07).

Ole Miss

Tucker Ashford (1976-78, '80-81, '83-84). **Aaron Barrett (2014-15, 19-20)**. T.J. Beam (2006-'08). Ryan Bukvich (2002-05). Jeff Calhoun (1984-88). Mickey Callaway (1999, 2002-04). Chris Coghlan (2009-17). Orlin Collier (1931). Zack Cozart (2011-19). David Dellucci (1997-2009). Steve Dillard (1975-82). Matt Duff (2002). Chris Ellis (2019). Joe Evans (1915-25). Jeff Fassero (1991-2006). Joe Gibbon (1960-72). Jake Gibbs (1962-71). David Goforth (2015-17). Justin Huisman (2004). Phillip Irwin (2013-14). Keith Johns (1998). **Tyler Keenan (2020).** Don Kessinger (1964-79). Keith Kessinger (1993). Bobby Kielty (2001-05, 2007). Pete Ladd (1979, '82-86). Braxton Lee (2018). **Lance Lynn (2011-20)**. Matt Maloney (2011-12). Ed Marshall (1929-32). Brian Maxcy (1995). **Mike Mayers (2016, 19-20).** Charlie Moss (1934-36). Ike Pearson (1939-42,'46, '48). **Drew Pomeranz (2011-20)**. Alex Presley (2010-17). Jack Reed (1961-63). Laddie Renfroe (1991). Pete Shields (1915). Seth Smith (2007-17). Chris Snopek (1995-98). Matt Tolbert (2008, 2010-11). Matt Tracy (2015). Stuart Turner (2017). **Jacob Waguespack (2019-20). Bobby Wahl (2017-20).** Gerald "Gee" Walker (1931-45). Bobby Wahl (2017-18). Hub Walker (1931, 1935-37, 45). Skeeter Webb (1932, '38-48).

Mississippi State

Glen "Lefty" Bolton (1928). Jeff Brantley (1988-2001). Ed Chapman (1933). Travis Chapman (2003). Bubba Church (1950-55). Will Clark (1986-2000). Hugh Critz (1924-35). Eric DuBose (2002-04, 2006). Ed Easley (2015). Sammy Ellis (1962,'64-69). Bobby Etheridge (1967,'69). Rags Faircloth (1919). Dave "Boo" Ferris (1945-50). **Adam Frazier (2016-20)**. Matt Ginter (2000-03, 2005). Chad Girodo (2016). Alex Grammas (1954-56,'59-68). **Kendall Graveman (2014-18, 20).** Paul Gregory (1932-33). Bunn Hearn (1910-11, 1913, 1915, 1918-20). **Jonathan Holder (2016-20)**. Jim Howarth (1971-74). **Dakota Hudson (2018-20).** Alan Johnson (2011). Jon Knott (2004, '06-07). Jack Lazorko (1984-89). Jacob Lindgren (2015). Carlton Loewer (1998-2001). **Nate Lowe (2019-20).** Jim Lyle (1925). Paul Maholm (2005-14). Brandon Medders (2007-10). Monroe Mitchell (1923). Willie Mitchell (1909-19). Tyler Moore (2012-17). **Mitch Moreland (2010-20)**. Buddy Myer (1925-41). Bobby Myrick (1976-79). Rafael Palmeiro (1986-2005). Jonathan Papelbon (2006-16). Adam Piatt (2000-03). Jay Powell (1995-2004). Gary Rath (1998). **Hunter Renfroe (2016-20)**. Jim Roberts (1924-25). **Brent Rooker (2020).** Jon Shave (1993, 1998-99). Homer Spragins (1947). **Chris Stratton (2016-20)**. Ken Tatum (1969-74). Craig Tatum (2010). Bobby Thigpen (1986-94). Del Unser (1968-82). Fred Walters (1945). Sid Womack (1926). Doc Wood (1923). **Brandon Woodruff (2017-20).** Pete Young (1992-93).

Missouri

Phil Bradley (1983-90). Jeff Cornell (1984). Aaron Crow (2011-14). Jack Davis (1957). John Dettmer (1994-95). **Peter Fairbanks (2019-20). Kyle Gibson (2013-20).** Brett Graves (2018). Jay Hankins (1961, '63). Rich Henninger (1973). **Tanner Houck (2020).** Charlie James (1960-65). Justin James (2010). Ian Kinsler (2006-19). Tim Laudner (1981-89). Scott Little (1989). Ryan Lollis (2015). Doug Mathis (2008-10). Ron Mathis (1985, '87). **Reggie McClain (2019-20).** Carl Miles (1940). Dennis Musgraves (1965). Brett Nicholas (2016-17). John O'Donoghue (1963-71). Dave Otto (1987-94). Hubert Pruett (1922-24, '27-28, '30, '32). **Max Scherzer (2008-20)**. Jerry Schoonmaker (1955, '57). John Sevcik (1965). Mike Shannon (1962-70). Sonny Siebert (1964-75). Dave Silvestri (1992-99). Bob "Turkey" Smith (1948-50). Matt Stites (2014-15). Nick Tepesch (2013-14, 2016). Rob Zastryzny (2016-18).

South Carolina

Kent Anderson (1989-90). **Jackie Bradley Jr. (2013-20)**, Billy Buckner (2007-10, 2013-14). Brian Buscher (2007-09). Bert "Chappy" Chaplin (1920-22). Lonnie Chisenhall (2011-18). Sumpter Clarke (1920, '23-24). David Coble (1939). Mike Cook (1986-89). Jon Coutlangus (2007). D.T. Cromer (2000-01). Tripp Cromer (1993-95; 1997-2000). **Will Crowe (2020).** James Darnell (2011-12). Elzie Dudley (1929-33). Sam Dyson (2012-19). Adam Everett (2001-04, 2006-11). Don Gordon (1986-88). **Grayson Greiner (2018-20).** Lee Gronkiewicz (2007). Garry Hancock (1978-84) Dave Hollins (1990-02). George Jeffcoat (1936-37, '39, '43). Brett Jodie (2001). Greg Keatley (1981). Gary Lance (1977). Bill Landrum (1986-93). Jim Lewis (1979, '82-83). Ed Lynch (1980-87). Randy Martz (1980-83). Marcus McBeth (2007). James "Doc" McJames (1895-99, '01). Kevin Melillo (2007). **Whit Merrifield (2016-20)**. Drew Meyer (2006). **Jordan Montgomery (2017-20)**. Jim Pankovits (1984-88, '90). Steve Pearce (2007-19). Landon Powell (2009; 2011). Brian Roberts (2001-14). Michael Roth (2013-14, 2016). Hank Small (1978). Sydney Smith (1908,'10-11, '14-15). **Justin Smoak (2010-20)**. Roxy Snipes (1923). Steven Tolleson (2010, '12, '14-15). Jeff Twitty (1980). Fritz Von Kolnitz (1914-16). **Christian Walker (2014-20). Tyler Webb (2017-20).** Brian Williams (1991-99). Mookie Wilson (1980-91).

Tennessee

J.P. Arencibia (2011-13). Ed Bailey (1953-66). Julio Borbon (2010-11, 2013). Tommy Bridges (1930-43, 1945-46). Chris Burke (2005-08). Frank Callaway (1921-22). Ben Cantwell (1927-37). Alan Cockrell (1996). **Garrett Crochet (2020).** Hank DeBerry (1916-17, 1922-30). Rich DeLucia (1990-99). R.A. Dickey (2001, '03-06, '08-17). Mike DiFelice (1996-2003). Sam Ewing (1973, 1976-78). Phil Garner (1973-88). **Zack Godley (2016-20)**. **Yan Gomes (2012-20)**. Chase Headley (2007-18). Deunte Heath (2012-13). Bronson Heflin (1996). Todd Helton (1997-2013). Luke Hochevar (2010-16). Rick Honeycutt (1977-97). Luke Hudson (2002, 2005-08). J. Hunter Lane (1924). Mike Lincoln (1999-2004, 2008-10). Bill McAllester (1913). Joe McClain (1961-62). Pat McGlothin (1949-50). Greg McMichael (1993-2000). Charlie Moran (1903). Tommy O'Brien (1943-45, 1950). Augie Ojeda (2000-02, 2008-10). Joe Randa (1995-2006). Rich Rodriguez (1990-2003). Steve Searcy (1988-92). **Nick Senzel (2019-20). Drew Steckenrider (2017-20). Christian Stewart (2018-20).** Mike Smithson (1982-89). Sammy Strang (1896-1908). Bubba Trammell (1997-2003). Don Williams (1958-60).

Texas A&M

Chad Allen (1999-05). Justin Atchley (2001). Mike Balenti (1911-13). Kevin Beirne (2000-02). Roy "Beau" Bell (1935-41). Matt Blank (2000-01). Robert Bonner (1980-83). Lou Camilli (1969-72). John Carden (1946). Chris Clemons (1997). H.W. "Rip" Collins (1920-31). Sherman Corbett (1988-90). Steve Davis (1985-89). Casey Fossum (2001-09). Jeff Granger (1993-97). Tim Griesenbeck (1920). Bernie Henderson (1921). Brandon Hicks (2010-14). Stan Hollmig (1949-51). Joel Hunt (1931-32). Davey Johnson (1965-78). Zach Johnson (2006-09). Ray Katt (1952-59). Logan Kensing (2004-16). Chuck Knoblauch (1991-02). Jess Landrum (1938). Bryan "Twig" Little (1982-86). Scott Livingstone (1991-98). Rick Luecken (1989-90). Ever Magallanes (1991). Corbin Martin (2019). Kyle Martin (2017). **Daniel Mengden (2016-20). A.J. Minter (2017-20)**. Wally Moon (1951-66). Trey Moore (1998-01). J.T. "Jake" Mooty (1936-44). **Tyler Naquin (2016-20).** Les Peden (1953). Cliff Pennington (2008-18). **Brooks Raley (2012-13, 20)**. Doug Rau (1972-81). Robert Ray (2009-10). Eric Reid (2006-07). E.E. "Topper" Rigney (1922-27). Rich Robertson (1993-98). Mark Ross (1982-90). Justin Ruggiano (2007-16). Ryan Rupe (1999-03). Bill Sodd (1937). **Ross Stripling (2016-20)**. Russ Swann (1989-94). Mark Thurmond (1983-90). Jason Tyner (2000-08). **Michael Wacha (2013-20)**. Kevin Whelan (2011-14). Alex Wilson (2013-19). Kelly Wunsch (2000-05).

Vanderbilt

Pedro Alvarez (2011-18). Mike Baxter (2010-15). Tyler Beede (2018-19). **Walker Buehler (2017-20)**. **Curt Casali (2014-20)**. Nick Christiani (2013-14). Joey Cora (1987,'89-98). **Ryan Flaherty (2012-19)**. **Carson Fulmer (2016-20)**. **Sonny Gray (2013-20)**. Taylor Hill (2014-15). Matt Kata (2003-05, 2007). **Tony Kemp (2016-20)**. Jensen Lewis (2008-10). Scotti Madison (1985-89). **Mike Minor (2010-20)**. Josh Paul (2000-07). David Price (2008-19). **Bryan Reynolds (2019-20).** Antoan Richardson (2011, 14). Scott Sanderson (1978-96). **Sam Selman (2019-20).** Jeremy Sowers (2007). **Dansby Swanson (2016-20)**. Drew VerHagen (2014-19). Mike Willis (1977-81). **Kyle Wright (2019-20). Mike Yastrzemski (2019-20).**

BOLDFACE indicates active in 2020.

COACHING RECORDS

By Victories

(Minimum five years as head coach and 100 wins)

Name, Institution	Yrs	W	L	T	Pct.
1. Ron Polk, Miss. St. (1976-97; 02-08); UG (2000-01)	31	1218	638	2	.656
2. Skip Bertman, LSU (1984-2001)	18	870	330	3	.725
3. Mike Bianco, Ole Miss (2001-Present)	**20**	**767**	**440**	**1**	**.635**
4. Tim Corbin, Vanderbilt (2003-Present)	**18**	**753**	**359**	**1**	**.677**
5. Ray Tanner, South Carolina (1997-2012)	16	738	316	0	.700
6. Keith Madison, Kentucky (1979-2003)	25	735	638	5	.535
7. Dave Van Horn, Arkansas (2004-Present)	**17**	**700**	**389**	**0**	**.643**
8. Rod Delmonico, Tennessee (1990-2007)	18	699	406	0	.633
9. Roy Mewbourne, Vanderbilt (1979-2002)	24	655	608	9	.517
10. Hal Baird, Auburn (1985-2000)	16	634	328	0	.659
11. Jim Wells, Alabama (1994-Present)	15	626	321	0	.661
12. Paul Mainieri, LSU (2007-Present)	**14**	**603**	**260**	**3**	**.698**
13. Dave Fuller, Florida (1948-75)	28	552	350	5	.611
14. Kevin O'Sullivan, Florida (2008-Present)	**13**	**547**	**256**	**0**	**.681**
15. Paul Nix, Auburn (1963-84)	22	506	374	1	.575
16. Steve Webber, Georgia (1981-96)	16	500	402	1	.561
17. Barry Shollenberger, Alabama (1980-94)	15	487	334	2	.593
18. Jake Gibbs, Ole Miss (1972-90)	19	486	389	9	.555
19. John Cohen, Miss. St. (2009-2016), UK (2004-08)	13	459	315	2	.593
20. Joe Arnold, Florida (1985-94)	12	451	244	2	.640
21. Bill Wright, Tennessee (1963-81)	19	408	308	2	.570
22. Pat McMahon, Miss. St. (1998-2001); Fla. (02- 07)	11	395	238	1	.624
23. David Perno, Georgia (2002-Present)	12	390	335	1	.538
24. Norm DeBriyn, Arkansas (1992-2002)	11	373	273	0	.577
25. Tom Swayze, Ole Miss (1951-71)	21	361	201	2	.640
26. Tilden 'Happy' Campbell (1935-42, 47-63)	25	339	158	0	.682
27. 'Big' Jim Whatley, Georgia (1950, 52-75)	25	334	327	3	.505
28. Paul E. Gregory, Miss. State (1957-74)	18	328	200	1	.621
29. Larry Schmittou, Vanderbilt (1968-78)	11	308	220	4	.583
31. Rob Childress, Texas A&M (2013-Present)	**8**	**304**	**156**	**1**	**.661**
30. Gary Henderson, Kentucky , Miss. State (2009-2016,18)	9	297	225	0	.569
32. Andy Lopez, Florida (1994-2001)	7	278	149	1	.651
33. C.R. "Dudy" Noble, Miss. State (1920-47)	26	267	201	9	.569
34. Jim Smith, LSU (1966-78)	13	238	251	0	.486
35. Hayden Riley, Alabama (1971-79)	9	225	185	0	.549
36. W.P. White, Georgia (1921-33)	13	224	100	7	.687
37. Harry Rabenhorst, LSU (1946-56)	11	220	226	3	.493
38. Jay Bergman, Florida (1976-81)	6	216	113	0	.656
39. Don Kessinger, Ole Miss (1991-96)	6	185	153	0	.547
40. June Raines, South Carolina (1992-96)	5	173	118	1	.594

By Percentage

(Minimum five years as head coach and 100 games coached)

Name, Institution	Yrs	W	L	T	Pct.
1. Skip Bertman, LSU (1984-2001)	18	870	330	3	.725
2. Ray Tanner, South Carolina (1997-2012)	16	738	316	0	.700
3. Paul Mainieri, LSU (2007-Present)	**14**	**603**	**260**	**3**	**.698**
4. W.P. White, Georgia (1921-33)	13	224	100	7	.687
5. Tilden 'Happy' Campbell (1935-42, 47-63)	25	339	158	0	.682
6. Kevin O'Sullivan (2008-Present)	**13**	**547**	**256**	**0**	**.681**
7. Tim Corbin, Vanderbilt (2003-Present)	**18**	**753**	**359**	**1**	**.677**
8. Frank Moffett, Tennessee (1903-05, 07-10, 18-19)	9	96	48	3	.663
9. Jim Wells, Alabama (1994-Present)	15	626	321	0	.661
Rob Childress, Texas A&M (2013-Present)	**8**	**304**	**156**	**1**	**.661**
11. Hal Baird, Auburn (1985-2000)	16	634	328	0	.659
12. Ron Polk, Miss. St. (1976-97; 02-08); UG (2000-01)	31	1218	638	2	.656
Jay Bergman, Florida (1976-81)	6	216	113	0	.656
14. Andy Lopez, Florida (1994-2001)	7	278	149	1	.651
15. Dave Van Horn, Arkansas (2004-Present)	**16**	**689**	**384**	**0**	**.642**
16. Joe Arnold, Florida (1985-94)	11	434	244	2	.640
Tom Swayze, Ole Miss (1951-71)	21	361	201	2	.640
18. Mike Bianco, Ole Miss (2001-Present)	**20**	**767**	**440**	**1**	**.635**
19. Rod Delmonico, Tennessee (1990-2007)	18	699	406	0	.633
20. Pat McMahon, Miss. St. (1998-2001); Fla. (02- 07)	11	395	238	1	.624
21. Pete Sheilds, Ole Miss (1923-31)	9	104	61	2	.623
22. W.D. Chadwick, Miss. State (1910-18)	9	120	71	10	.622
23. Paul E. Gregory, Miss. State (1957-74)	18	328	200	1	.621
24. J.V. Sikes, Georgia (1938-42, 46-47)	7	95	59	1	.616
25. R.P. 'Doc' Patty, Miss. State (1948-56)	9	116	73	0	.614
26. Dave Fuller, Florida (1948-75)	28	552	350	5	.611
27. June Raines, South Carolina (1992-96)	5	173	118	1	.594
28. Barry Shollenberger, Alabama (1980-84)	15	487	334	2	.593
John Cohen, Miss. St. (2009-2016), UK (2004-08)	13	459	315	2	.593
30. Larry Schmittou, Vanderbilt (1968-78)	11	308	220	4	.583
31. Norm DeBriyn, Arkansas (1992-2002)	11	373	273	0	.577
32. Paul Nix, Auburn (1963-84)	22	506	374	1	.575
33. John Whited, Tennessee (1982-87)	6	145	109	0	.571
34. Bill Wright, Tennessee (1963-81)	19	408	308	2	.570
35. C.R. 'Dudy' Noble, Miss. State (1920-47)	26	267	201	9	.569
Gary Henderson, Kentucky , Miss. State (2009-2016,18)	9	297	225	0	.569
37. Ray Didier, LSU (1957-63)	7	104	79	0	.568
38. Roy Umstattd, Georgia (1976-80)	5	130	100	1	.565
39. C.C. 'Doc' Stroud, LSU (1914-21)	8	73	58	5	.563
40. Joe Sewell, Alabama (1964-70)	7	125	99	0	.558

NCAA Regional Records

Year	UA	AR	AU	UF	UG	UK	LSU	UM	MSU	MO	SC	UT	TAM	VU
2002	3-2^	3-0	0-2	3-2^	2-2	--	4-1^	--	--	--	3-1^	--	--	--
2003	1-2	1-2	2-2^	3-2	--	--	3-0^	1-2	2-2^	1-2	3-0	--	2-2^	--
2004	--	4-1^	--	3-0	3-1^	--	3-0^	0-2^	1-2	1-2	3-0^	1-2	3-1	3-0
2005	2-2	2-2	2-2	3-0^	--	--	2-2^	3-0^	2-2	1-2	3-2	3-0^	--	--
2006	3-0^	1-2^	--	--	4-1^	2-2^	--	3-0^	2-2	4-1	3-1	--	--	2-2
2007	--	2-2^	--	--	--	--	--	3-0^	3-0	2-2	3-0^	--	4-1^	3-2^
2008	1-2	0-2	--	0-2	4-1^	2-2	3-0^	2-2	--	1-2	2-2	--	3-1^	1-2
2009	0-2	3-0	--	3-0^	1-2	--	3-0^	3-1^	--	1-2	2-2	--	1-2	3-2
2010	4-1	3-1^	3-2^	3-0^	--	--	1-2	1-2	--	--	3-0^	--	3-2	4-1
2011	2-2	2-2	--	3-0^	2-2	--	--	--	3-0	--	3-0^	--	3-1^	3-0^
2012	--	3-0	--	3-0^	--	2-2	3-0^	2-2	1-2	1-2	3-0^	--	1-2^	2-2
2013	1-2	2-2	--	0-2	--	--	3-0^	1-2	3-1^	--	3-0^	--	2-2	3-1^
2014	3-2	2-2	--	0-2^	--	2-2	2-2^	3-0^	2-2	--	2-2^	--	3-2	3-0^
2015	--	3-0	1-2	3-0^	--	--	3-0^	0-2^	--	--	--	--	4-1^	3-0^
2016	--	--	--	3-0^	--	--	3-1^	0-2^	3-0^	--	4-1^	--	3-0^	0-2^
2017	--	3-2	2-2	3-1^	--	4-1^	3-0^	--	4-1^	--	--	--	3-0^	3-1^
2018	--	3-0^	3-0^	3-1^	2-2	--	2-2	2-2	4-1^	--	3-0^	--	1-2	3-0^
2019	--	3-0^	3-0	1-2	2-2^	--	3-0^	3-0^	3-0^	--	--	2-2	2-2	3-0^
TOTAL	52-31	60-41	48-33	79-46	32-18	15-13	99-24	48-29	91-50	26-32	86-33	21-13	74-54	42-21

^Host

Super Regional Records

Team	No.	W-L	Games	W-L	Hosted
Alabama	3	1-2	7	3-4	1999, 2006
Arkansas	8	6-2	21	13-8	2004, 15, 18, 19
Auburn	3	1-2	8	3-5	
Florida	10	8-2	24	16-8	2005, 09, 10, 11, 12, 15, 16, 17, 18
Georgia	4	4-0	11	8-3	2001, 06, 08
Kentucky	1	0-1	2	0-2	
LSU	14	8-6	32	18-14	2000, 03, 04, 08, 09, 12, 13, 15, 16, 17, 19
Ole Miss	6	1-5	17	6-11	2005, 06, 09
Miss. State	9	4-5	20	9-11	2007, 16, 19
Missouri	1	0-1	2	0-2	
S. Carolina	13	6-7	33	18-15	2000, 02, 03, 04, 11, 12, 16
Tennessee	2	2-0	4	4-0	
Texas A&M	8	3-5	20	8-12	1999, 16, 17
Vanderbilt	9	5-4	22	10-12	2011, 13, 14, 18, 19
Total	90	49-42	205	116-107	

Super Regional Results

Year	SEC Team	Record	Opponent	Site
1999	Auburn	0-2	Florida State	at Tallahassee
	Alabama	2-0	LSU	at Tuscaloosa
	LSU	0-2	Alabama	at Tuscaloosa
2000	S. Carolina	1-2	La.-Lafayette	at Columbia
	Miss. State	0-2	Clemson	at Clemson
	LSU	2-0	UCLA	at Baton Rouge
2001	Miss. State	0-2	CS Fullerton	at Fullerton
	LSU	1-2	Tulane	at Metairie
	S. Carolina	1-2	Stanford	at Palo Alto
	Georgia	2-1	Florida State	at Athens
	Tennessee	2-0	East Carolina	at Kinston
2002	LSU	0-2	Rice	at Houston
	Arkansas	1-2	Clemson	at Clemson
	S. Carolina	2-1	Miami	at Columbia
2003	LSU	2-1	Baylor	at Baton Rouge
	S. Carolina	2-0	N. Carolina	at Columbia
2004	Vanderbilt	0-2	Texas	at Austin
	Arkansas	2-0	Florida State	at Fayetteville
	Georgia	2-0	Georgia Tech	at Atlanta
	S. Carolina	2-0	E. Carolina	at Columbia
	LSU	2-0	Texas A&M	at Baton Rouge
	Florida	0-2	Miami	at Coral Gables
2005	Ole Miss	1-2	Texas	at Oxford
	Tennessee	2-0	Georgia Tech	at Atlanta
	Florida	2-0	Florida State	at Gainesville
2006	Alabama	0-2	N. Carolina	at Tuscaloosa
	Georgia	2-1	S. Carolina	at Athens
	S. Carolina	1-2	Georgia	at Athens
	Ole Miss	1-2	Miami	at Oxford
2007	Ole Miss	0-2	Arizona State	at Tempe
	Miss. State	2-0	Clemson	at Starkville
	S. Carolina	1-2	N. Carolina	at Chapel Hill
2008	Georgia	2-1	N.C. State	at Athens
	LSU	2-1	UC Irvine	at Baton Rouge
2009	Florida	0-2	Southern Miss	at Gainesville
	Arkansas	2-0	Florida State	at Tallahassee
	Ole Miss	1-2	Virginia	at Oxford
	LSU	2-0	Rice	at Baton Rouge
2010	Arkansas	0-2	Arizona State	at Tempe
	Alabama	1-2	Clemson	at Clemson
	S. Carolina	2-0	Coastal Carol.	at Myrtle Beach
	Vanderbilt	1-2	Florida State	at Tallahassee
	Florida	2-0	Miami	at Gainesville
2011	S. Carolina	2-0	UConn	at Columbia
	Florida	2-1	Miss. State	at Gainesville
	Miss. State	1-2	Florida	at Gainesville
	Vanderbilt	2-0	Oregon State	at Nashville
2012	Florida	2-0	N.C. State	at Gainesville
	S. Carolina	2-0	Oklahoma	at Columbia
	Arkansas	2-1	Baylor	at Waco
	LSU	1-2	Stony Brook	at Baton Rouge
2013	S. Carolina	1-2	N. Carolina	at Chapel Hill
	LSU	2-0	Oklahoma	at Baton Rouge
	Vanderbilt	0-2	Louisville	at Louisville
	Miss. State	2-0	Virginia	at Charlottesville
2014	Vanderbilt	2-1	Stanford	at Nashville
	Ole Miss	2-1	La.-Lafayette	at Lafayette
2015	Arkansas	2-1	Missouri State	at Fayetteville
	Florida	2-0	Florida State	at Gainesville
	LSU	2-0	La.-Lafayette	at Baton Rouge
	Texas A&M	1-2	TCU	at Ft. Worth
	Vanderbilt	2-0	Illinois	at Champaign
2016	Florida	2-1	Florida State	at Gainesville
	LSU	0-2	Coastal Carolina	at Baton Rouge
	Miss. State	0-2	Arizona	at Starkville
	S. Carolina	0-2	Oklahoma St.	at Columbia
	Texas A&M	1-2	TCU	at College Station
2017	Florida	2-1	Wake Forest	at Gainesville
	Kentucky	0-2	Louisville	at Louisville
	LSU	2-0	Mississippi State	at Baton Rouge
	Mississippi State	0-2	LSU	at Baton Rouge
	Texas A&M	2-0	Davidson	at College Station
	Vanderbilt	0-2	Oregon State	at Corvallis
2018	Arkansas	2-1	South Carolina	at Fayetteville
	Auburn	1-2	Florida	at Gainesville
	Florida	2-1	Auburn	at Gainesville
	Mississippi State	2-1	Vanderbilt	at Nashville
	South Carolina	1-2	Arkansas	at Fayetteville
	Vanderbilt	1-2	Mississippi State	at Nashville
2019	Arkansas	2-1	Ole Miss	at Fayetteville
	Auburn	2-1	North Carolina	at Chapel Hill
	LSU	0-2	Florida State	at Baton Rouge
	Ole Miss	1-2	Arkansas	at Fayetteville
	Mississippi State	2-0	Stanford	at Starkville
	Vanderbilt	2-1	Duke	at Nashville

NCAA TOURNAMENT

College World Series Records and Finishes

Teams (Years Participated) (1947-2016)	App.	Won	Lost	Pct.	1st	2nd	3rd	4th	T5th	T7th
Alabama (1950-83-96-97-99)	5	11	10	.524	0	2	1	0	2	0
Arkansas (1979-85-87-89-2004-09-12-15-18-19)	10	15	20	.429	0	2	3	0	2	3
Auburn (1967-76-94-97-19)	5	3	10	.231	0	0	0	1	1	3
Florida (1988-91-96-98-2005-10-11-12-15-16-17-18)	12	21	24	.467	1	2	4	0	1	4
Georgia (1987-90-2001-04-06-08)	6	10	11	.476	1	1	1	0	0	3
LSU (1986-87-89-90-91-93-94-96-97-98-2000-03-04-08-09-13-15-17)	18	40	27	.597	6	1	3	1	3	4
Ole Miss (1956-64-69-72-2014)	5	5	10	.333	0	0	2	0	1	2
Mississippi State (1971-79-81-85-90-97-98-2007-13-18-19)	11	13	22	.371	0	1	2	0	6	2
Missouri (1952-54-58-62-63-64)	6	18	11	.621	1	3	1	0	0	1
South Carolina (1975-77-81-82-85-2002-03-04-10-11-12)	11	32	20	.615	2	4	1	1	1	2
Tennessee (1951-95-2001-05)	4	8	8	.500	0	1	2	0	0	1
Texas A&M (1951-64-93-99-2011-17)	6	2	12	.143	0	0	0	0	2	4
Vanderbilt (2011-14-15-19)	4	16	7	.696	2	1	1	0	0	0
SEC (Using current conference membership)	99	186	183	.504	13	17	20	3	18	28

Arkansas made four appearances as a member of the Southwest Conference (1979-85-87-89).
South Carolina made five appearances as a member of the Metro Conference (1975, 77, 81, 82, 85).
Missouri made six appearances as a member of the Big 8 Conference (1952, 54, 58, 62, 63, 64).
Texas A&M made three appearances as a member of the Southwest Conference (1951, 64, 93) and two as a member of the Big 12 (1999, 2011).

College World Series Results

Year	Team	Record
1950	Alabama	1-2
1951	Tennessee	4-2
	Texas A&M	1-2 (SWC)
1952	Missouri	3-2 (Big 8)
1954	Missouri	5-1 (Big 8)
1956	Ole Miss	2-2
1958	Missouri	4-2 (Big 8)
1962	Missouri	0-2 (Big 8)
1963	Missouri	2-2 (Big 8)
1964	Texas A&M	0-2 (SWC)
	Ole Miss	0-2
	Missouri	4-2 (Big 8)
1967	Auburn	2-2
1969	Ole Miss	1-2
1971	Miss. State	0-2
1972	Ole Miss	0-2
1975	S. Carolina	4-2 (Metro)
1976	Auburn	0-2
1977	S. Carolina	3-2
1979	Arkansas	3-2 (SWC)
	Miss. State	1-2
1981	Miss. State	1-2
	S. Carolina	2-2 (Metro)
1982	S. Carolina	0-2 (Metro)
1983	Alabama	3-2
1985	Arkansas	2-2 (SWC)
	S. Carolina	0-2 (Metro)
	Miss. State	2-2
1986	LSU	1-2
1987	Arkansas	1-2 (SWC)
	LSU	2-2
1989	Arkansas	1-2 (SWC)
	LSU	2-2
1990	Georgia	4-1
	LSU	2-2
	Miss. State	1-2
1991	LSU	4-0
	Florida	2-2
1993	Texas A&M	1-2 (SWC)
	LSU	4-1
1994	LSU	0-2
	Auburn	0-2
1995	Tennessee	2-2
1996	Alabama	1-2
	Florida	3-2
	LSU	4-0
1997	LSU	4-0
	Alabama	4-2
	Auburn	1-2
	Miss. State	1-2
1998	LSU	2-2
	Miss. State	1-2
	Florida	0-2
1999	Alabama	2-2
	Texas A&M	0-2 (Big 12)
2000	LSU	4-0
2001	Georgia	0-2
	Tennessee	2-2
2002	S. Carolina	4-2
2003	S. Carolina	1-2
	LSU	0-2
2004	Georgia	2-2
	S. Carolina	3-2
	Arkansas	0-2
	LSU	0-2
2005	Tennessee	0-2
	Florida	3-3
2006	Georgia	0-2
2007	Miss. State	0-2
2008	Georgia	4-2
	LSU	1-2
2009	Arkansas	2-2
	LSU	5-1
2010	Florida	0-2
	S. Carolina	6-1
2011	Vanderbilt	2-2
	Florida	3-2
	S. Carolina	5-0
	Texas A&M	0-2 (Big 12)
2012	Arkansas	2-2
	S. Carolina	4-3
2013	Miss. State	3-2
	LSU	0-2
2014	Vanderbilt	5-1
	Ole Miss	2-2
2015	Arkansas	0-2
	Florida	3-2
	LSU	1-2
	Vanderbilt	4-2
2016	Florida	0-2
2017	Florida	5-1
	LSU	4-3
	Texas A&M	0-2
2018	Arkansas	4-2
	Florida	2-2
	Miss. State	2-2
2019	Arkansas	0-2
	Auburn	0-2
	Miss. State	1-2
	Vanderbilt	5-1

College World Series Coaching Records

Team	App.	Won	Lost	Pct.	1st	2nd	3rd	4th	T5th	T7th
Alabama										
Tiden Campbell (1950)		1	1	2	.333	-	-	-	-	1 -
Barry Shollenberger (1983)	1	3	2	.600	-	1	-	-	-	-
Jim Wells (1996, 97, 99)	3	7	6	.538	-	1	1	-	1	-
Arkansas										
Norm DeBriyn (1979, 85, 87, 89)	4	7	8	.467	-	1	1	-	2	-
Dave Van Horn (2004, 09, 12, 18, 19)	5	8	10	.444	-	1	2	-	-	2
Auburn										
Paul Nix (1967, 76)	2	2	4	.333	-	-	-	1	-	1
Hal Baird (1994, 97)	2	1	4	.200	-	-	-	-	1	1
Butch Thompson (2019)	1	0	2	.000	-	-	-	-	-	1
Florida										
Joe Arnold (1988, 91)	2	3	4	.429	-	-	1	-	1	-
Andy Lopez (1996, 98)	2	2	4	.333	-	-	1	-	-	-
Pat McMahon (2005)	1	3	3	.500	-	1	-	-	-	-
Kevin O'Sullivan (2010, 11, 12, 16, 17, 18)	6	10	11	.476	1	1	1	-	-	3
Georgia										
Steve Webber (1987, 90)	2	4	3	.571	1	-	-	-	-	1
Ron Polk (2001)	1	0	2	.000	-	-	-	-	-	1
David Perno (2004, 06, 08)	3	6	6	.500	-	1	1	-	-	1
LSU										
Skip Bertman (1986, 87, 89, 90, 91, 93, 94, 96, 97, 98, 2000)	11	29	13	.690	5	-	3	1	1	1
Smoke Laval (2003, 04)	2	0	4	.000	-	-	-	-	-	2
Paul Mainieri (2008, 09, 13, 17)	4	10	8	.556	1	1	-	-	1	1
Ole Miss										
Tom Swayze (1956, 64, 69)	3	3	6	.333	-	-	1	-	1	1
Jake Gibbs (1972)	1	0	2	.000	-	-	-	-	-	1
Mike Bianco (2014)	1	2	2	.500	-	-	1	-	-	-
Mississippi State										
Paul Gregory (1971)	1	0	2	.000	-	-	-	-	-	1
Ron Polk (1979, 81, 85, 90, 97, 2007)	6	6	12	.333	-	-	1	-	4	1
Pat McMahon (1998)	1	1	2	.333	-	-	-	-	1	-
John Cohen (2013)	1	3	2	.600	-	1	-	-	-	-
Gary Henderson (2018)	1	2	2	.500	-	-	1	-	-	-
Chris Lemonis (2019)	1	1	2	.333	-	-	-	-	1	-
Missouri										
Hi Simmons (1952, 54, 58, 62, 63,64)	6	18	11	.621	1	3	1	-	-	1
South Carolina										
Bobby Richardson (1975)	1	4	2	.667	-	1	-	-	-	-
June Raines (1977, 81, 82, 85)	4	5	8	.385	-	1	-	1	-	2
Ray Tanner (2002, 03, 04, 10, 11, 12)	6	23	10	.697	2	2	1	-	1	-
Tennessee										
S.W. Anderson (1951)	1	4	2	.667	-	1	-	-	-	-
Rod Delmonico (1995, 2001, 05)	3	4	6	.400	-	-	2	-	-	1
Texas A&M										
Beau Bell (1951)	1	1	2	.333	-	-	-	-	1	-
Tom Chandler (1964)	1	0	2	.000	-	-	-	-	-	1
Mark Johnson (1993, 99)	2	1	4	.200	-	-	-	-	1	1
Rob Childress (2011, 17)	2	0	4	.000	-	-	-	-	-	2
Vanderbilt										
Tim Corbin (2011, 14, 19)	3	12	5	.706	2	-	1	-	-	-

Coaching Three Different Teams in CWS

Andy Lopez (Pepperdine, 1992; Florida, 1996, 98; Arizona, 2004, 12)
Ron Polk (Georgia Southern, 1973; Mississippi State, 1979, 81, 85, 90, 97, 2007; Georgia, 2001)

Coached Two Different teams in CWS

Dave Van Horn (Nebraska, 2001, 02; Arkansas 2004, 09, 12)
Pat Mahon (Mississippi State, 1998; Florida, 2005)
Paul Mainieri (Notre Dame, 2002; LSU, 2008, 09, 13)
Dave Serrano (UC Irvine, 2007; Cal State Fullerton 2009)

POLLS

Collegiate Baseball

1959
1. Southern Cal
2. Oklahoma State
3. Western Michigan
4. Arizona
5. Connecticut
6. Notre Dame
7. Clemson
8. Minnesota
9. Fresno State
10. Bradley
11. Texas A&M
12. Penn State
13. Illinois
14. Santa Clara
15. OLE MISS
16. Colorado State
17. GEORGIA TECH
18. Missouri
19. Southern
20. Rollins

1960
1. Minnesota
2. Oklahoma State
3. Southern Cal
4. Arizona
5. OLE MISS
5. North Carolina
7. Arizona State
8. Texas
9. Washington State
10. Detroit
11. Southern
12. Pepperdine
13. California
14. Ohio
15. Notre Dame
16. Sam Houston
17. Citadel
18. St. John's
19. Boston College
20. Colorado State

1961
1. Southern Cal
2. Oklahoma St.
3. Boston College
4. Syracuse
5. Western Mich.
6. Duke
7. Northern Colo.
8. Texas
9. Fresno St.
10. Arizona
11. Navy
12. Michigan
13. Arizona St.
14. California
15. Indiana
16. Minnesota
17. Florida St.
18. Cincinnati
19. Connecticut
20. Detroit
21. North Carolina
22. LSU
23. St. John's (N.Y.)
24. West Virginia
25. Baylor
26. Delaware
27. Wake Forest
28. Washington St.
29. Villanova
30. Florida A&M

1962
1. Michigan
2. Santa Clara
3. Texas
4. Florida St.
5. Ithaca
6. Holy Cross
7. Missouri
8. Northern Colo.
9. Fresno St.
10. Western Mich.
11. Illinois
12. Wake Forest
13. FLORIDA
14. MISSISSIPPI STATE
15. Oregon St.
16. Detroit
17. St. John's (N.Y.)
18. Texas A&M
19. Arizona
20. West Virginia
21. Cal. Poly Pomona
22. Cal. St. Los Angeles
23. Southern Cal
24. Navy
25. Army
26. Arizona St.
27. AUBURN
28. Gettysburg
29. Vermont
30. Harvard

1963
1. Missouri
2. Western Michigan
3. Texas
4. Holy Cross
5. Southern Cal
6. Florida State
7. Arizona
8. Penn State
9. Wake Forest
10. Oregon State
11. West Virginia
12. St. John's
13. Temple
14. Illinois
15. Notre Dame
16. Ithaca
17. Oregon
18. Cal Poly Pomona
19. Pepperdine
20. Arizona State

1964
1. Missouri
2. Arizona State
3. OLE MISS
4. Southern Cal
5. Texas A&M
6. Minnesota
7. Seton Hall
8. Oregon
9. Santa Clara
10. North Carolina
11. Texas
12. AUBURN
13. Wake Forest
14. West Virginia
15. Kent State
16. Western Michigan
17. Cal Poly Pomona
18. UCLA
19. Maine
20. Arizona

1965
1. Arizona St.
2. Ohio St.
3. St. Louis
4. Washington St.
5. Florida St.
6. Connecticut
7. Lafayette
8. Texas
9. Detroit
10. Georgia Tech.
11. Ohio
12. Stanford
13. Holy Cross
14. California
15. Michigan
16. Cal. Poly Pomona
17. Santa Clara
18. Missouri
19. Texas A&M
20. Western Mich.
21. Michigan St.
22. Utah
23. UCLA
24. Southern Cal
25. Arizona
26. Cal. St. Northridge
27. Princeton
28. Rider
29. MISSISSIPPI STATE
30. Maryland

1966
1. Ohio St.
2. Oklahoma St.
3. Southern Cal
4. St. John's (N.Y.)
5. Arizona
6. Texas
7. North Carolina
8. Northeastern
9. Florida St.
10. Western Mich.
11. Washington St.
12. Fresno St.
13. Cal. Poly Pomona
14. St. Louis
15. Seton Hall
16. Minnesota
17. Arizona St.
18. Idaho
19. Massachusetts
20. Colby
21. Michigan
22. Chapman
23. Ohio
24. Southern Conn.
25. Boston College
26. MISSISSIPPI STATE
27. Clemson
28. East Carolina
29. Lafayette
30. Rutgers

1967
1. Arizona St.
2. Houston
3. Stanford
4. AUBURN
5. Rider
6. Boston College
7. Ohio St.
8. Oklahoma St.
9. Clemson
10. Fresno St.
11. Western Mich.
12. Arizona
13. Florida St.
14. Southern Cal
15. Minnesota
16. Michigan
17. Texas
18. Brigham Young
19. FLORIDA
20. West Virginia
21. Air Force
22. Seattle U.
23. East Carolina
24. Notre Dame
25. Massachusetts
26. Connecticut
27. Pittsburgh
28. Idaho
29. Denver
30. St. Louis

1968
1. Southern Cal
2. Ohio State
3. Arizona
4. North Carolina
5. Texas
6. Florida State
7. Western Michigan
8. Washington State
9. Fresno State
10. Oklahoma State
11. Cal Poly Pomona
12. St. Louis
13. St. John's
14. Seton Hall
15. Minnesota
16. Arizona State
17. Idaho
18. Massachusetts
19. Colby
20. Michigan

1969
1. Arizona St.
2. Tulsa
3. New York U.
4. Texas
5. Massachusetts
6. OLE MISS
7. Southern Illinois
8. UCLA
9. Santa Clara
10. Florida St.
11. Minnesota
12. Virginia Tech
13. Oklahoma St.
14. Miami (Fla.)
15. North Carolina
16. Stanford
17. Southern Cal
18. Brigham Young
19. Arizona
20. Tulane
21. Ball St.
22. Ohio
23. Western Michigan

24. Cal. St. Long Beach
25. Boston U.
26. Colgate
27. Seton Hall
28. St. John's (N.Y.)
29. California
30. Clemson

1970
1. Southern Cal
2. Texas
3. Florida State
4. Ohio
5. Iowa State
6. Arizona
7. Dartmouth
8. Delaware
9. Ohio State
10. MISSISSIPPI STATE
11. Southern Illinois
12. Minnesota
13. Washington State
14. Santa Clara
15. Pan American
16. Maryland
17. TENNESSEE
18. Clemson
19. Tulsa
20. Jacksonville
21. Connecticut
22. Notre Dame
23. Cal State Long Beach
24. Arkansas State
25. East Carolina

1971
1. Southern Cal
2. Southern Illinois
3. Tulsa
4. Tex.-Pan American
5. Brigham Young
6. Harvard
7. MISSISSIPPI STATE
8. Seton Hall
9. Santa Clara
10. Georgia Tech.
11. Ohio
12. Miami (Fla.)
13. Cincinnati
14. Michigan St.
15. Gonzaga
16. Iowa St.
17. Texas
18. Arizona St.
19. Washington St.
20. Massachusetts
21. San Jose St.
22. Maryland
23. Florida St.
24. South Alabama
25. Iona
26. Buffalo
27. St. Joseph's (Pa.)
28. Penn St.
29. Miami (Ohio)
30. Oklahoma

1972
1. Arizona State
2. OLE MISS
3. Southern Cal
4. Oklahoma
5. Texas
6. Temple
7. South Alabama
8. Tulsa
9. Iowa
10. Connecticut
11. Jacksonville
12. Stanford
13. Bowling Green
14. Miami, Ohio
15. Pan American
16. Trinity
17. Cal Santa Barbara
18. Northern Illinois
19. Florida State
20. Santa Clara
21. St. John's
22. Michigan State
23. Tulane
24. Penn State
25. Washington State
28. VANDERBILT

1973
1. Southern Cal
2. Arizona State
3. South Alabama
4. Texas
5. Georgia Southern
6. Miami
6. Florida State
8. VANDERBILT
9. Southern Illinois
10. Tulsa
11. Oral Roberts
12. Harvard
13. Oklahoma State
14. Michigan State
15. East Carolina
16. Iowa
17. Oklahoma
18. Colorado
19. Murray
20. Pan American
21. Delaware
22. Jacksonville
23. Toledo
24. Stanford
25. Ohio

1974
1. Miami
2. Texas
3. Oklahoma
4. Southern Illinois
5. Southern Cal
6. Northern Colorado
7. Arizona
8. Seton Hall
9. South Carolina
10. Harvard
11. Georgia Southern
12. Cal State (LA)
13. La. Tech
14. VANDERBILT
15. Pan American
16. Minnesota
17. Iowa
18. Miami, Ohio
19. Arizona State
20. Santa Clara
21. Texas A&M
22. Texas Christian
23. Tulsa
24. Pepperdine
25. East Carolina

1975
1. Florida State
2. Texas
3. Arizona State
4. South Carolina
5. Oklahoma
6. Cal State Fullerton
7. Tulsa
8. Eastern Michigan
9. Seton Hall
10. Pepperdine
11. Southern Cal
12. Miami
13. Arizona
14. Pan American
15. N.C. State
16. South Alabama
17. Michigan
18. St. John's
19. LSU
20. Washington State
21. Maine
22. Temple
23. Murray State
24. Southern Illinois
25. Clemson

1976
1. Arizona State
2. Arizona
3. Eastern Michigan
4. Oklahoma
5. Clemson
6. Texas
7. Washington State
8. AUBURN
9. Jacksonville
10. Maine
11. Illinois State
12. Miami
13. Seton Hall
14. Florida State
15. UCLA
16. Temple
17. South Carolina
18. Furman
19. Virginia Tech
20. Michigan
21. Minnesota
22. Memphis State
23. Massachusetts
24. Connecticut
25. Northern Colorado

1977
1. Arizona State
2. Minnesota
3. Southern Illinois
4. South Carolina
5. Clemson
6. Cal State (LA)
7. Baylor
8. Temple
9. Miami
10. Southern Cal
11. Washington State
12. South Alabama
13. FLORIDA
14. Wake Forest
15. Miami, Ohio
16. Texas A&M
17. St. John's
18. Texas
19. Michigan
20. Cal State Fullerton
21. Fresno State
22. Cornell
23. Hawaii
24. San Diego State
25. St. Mary's

1978
1. Southern Cal
2. Arizona State
3. Oral Roberts
4. Miami
5. Michigan
6. Baylor
7. North Carolina
8. Memphis State
9. Arizona
10. St. John's
11. Gonzaga
12. Texas A&M
13. Houston
14. MISSISSIPPI STATE
15. UCLA
16. Washington State
17. Marshall
18. Arkansas
19. Temple

1979
1. Texas
2. Miami (Fla.)
3. Cal State-Fullerton
4. MISSISSIPPI STATE
5. Arizona
6. UCLA
7. Arkansas
8. Pepperdine
9. Clemson
10. Hawaii
11. Delaware
12. Connecticut
13. Georgia Southern
14. Brigham Young
15. Lamar
16. San Diego State
17. Murray State
18. Indiana State
19. FLORIDA
20. Tulane
21. Southern Illinois
22. New Orleans
23. Pan American
24. Michigan State
25. Oklahoma

1980
1. Miami (Fla.)
2. Arizona
3. California
4. Clemson
5. Hawaii
6. Florida State
7. Michigan
8. South Carolina
9. Gonzaga
10. Texas
11. St.John's
12. UNLV
13. Missouri
14. Nebraska
15. Louisiana Tech

16. Oklahoma State
17. Delaware
18. Western Kentucky
19. Arkansas
20. Oral Roberts
21. Pan American
22. East Tennessee State
23. Cal State Fullerton
24. Fresno State
25. Wichita State

1981
1. Arizona State
2. Miami (Fla.)
3. Oklahoma State
4. Texas
5. Michigan
6. MISSISSIPPI STATE
7. Maine
8. South Carolina
9. Cal State Fullerton
10. Oral Roberts
11. Memphis State
12. Eastern Michigan
13. Stanford
14. St. John's
15. FLORIDA
16. Florida State
17. East Tennessee State
18. Lamar
19. Brigham Young
20. Fresno State
21. Hawaii
22. Southern Illinois
23. New Orleans
24. James Madison
25. San Diego State

1982
1. Texas
2. Wichita State
3. Cal State Fullerton
4. Oklahoma State
5. Miami
6. Stanford
7. South Carolina
8. Maine
9. Arizona State
10. Pepperdine
11. New Orleans
12. Stetson
13. Fresno State
14. Middle Tennessee State
15. Eastern Michigan
16. West Virginia
17. Oklahoma
18. Hawaii
19. Nebraska
20. Tulane
21. Houston
22. Florida State
23. Citadel
24. South Florida
25. Navy

1983
1. Texas
2. Stanford
3. Oklahoma State
4. Arizona State
5. Michigan
6. ALABAMA
7. Maine
8. James Madison
9. Oral Roberts
10. Miami
11. Fresno State
12. MISSISSIPPI STATE
13. Cal Santa Barbara
14. Delaware
15. Florida State
16. Harvard
17. Brigham Young
18. San Diego State
19. Pan American
20. Cal State Fullerton
21. Citadel
22. Wichita State
23. Tulane
24. Arkansas
25. North Carolina

1984
1. Cal State Fullerton
2. Texas
3. Oklahoma State
4. Arizona State
5. New Orleans
6. Miami
7. Maine
8. Michigan
9. San Diego State
10. MISSISSIPPI STATE
11. South Alabama
12. Stanford
13. Hawaii
14. Fresno State
15. Lamar
16. Oklahoma State
17. Seton Hall
18. Central Michigan
19. Texas A&M
20. East Carolina
21. South Carolina
22. North Carolina
23. UNLV
24. Southern Cal
25. Harvard
28. FLORIDA

1985
1. Miami
2. Texas
3. Arkansas
4. MISSISSIPPI STATE
5. Oklahoma State
6. Stanford
7. Arizona State
8. South Carolina
9. Pepperdine
10. Michigan
11. FLORIDA
12. Fresno State
13. Wichita State
14. Lamar
15. Oklahoma
16. Nebraska
17. Georgia Tech
18. LaSalle
19. Oral Roberts
20. Florida State
21. New Orleans
22. Houston
23. Virginia
24. LSU
25. Brigham Young

1986
1. Arizona
2. Florida State
3. Miami
4. Oklahoma State
5. LSU
6. Loyola Marymount
7. Indiana State
8. Maine
9. South Florida
10. Hawaii
11. Cal Santa Barbara
12. Tulane
13. UCLA
14. Pepperdine
15. Stanford
16. Texas
17. Georgia Tech
18. Texas A&M
19. La. Tech
20. Central Michigan
21. ALABAMA
22. Oklahoma
23. Oregon State
24. Arkansas
25. Pan American

1987
1. Stanford
2. Oklahoma State
3. Texas
4. LSU
5. Florida State
6. Arkansas
7. GEORGIA
8. Arizona State
9. Cal State Fullerton
10. Clemson
11. Oral Roberts
12. UCLA
13. Texas A&M
14. Houston
15. South Alabama
16. New Orleans
17. Pepperdine
18. Washington State
19. Hawaii
20. AUBURN
21. Sam Houston
22. Seton Hall
23. Michigan
24. Rider
25. Georgia Tech

1988
1. Stanford
2. Arizona State
3. Cal State Fullerton
4. Wichita State
5. Miami
6. FLORIDA
7. Fresno State
8. California
9. Oklahoma State
10. Texas
11. Texas A&M
12. Pepperdine
13. Southern Cal
14. KENTUCKY
15. Florida State
16. Washington State
17. South Carolina
18. Loyola Marymount
19. Michigan
20. Stetson
21. Clemson
22. Central Michigan
23. MISSISSIPPI STATE
24. Oklahoma
25. UNLV

1989
1. Wichita State
2. Texas
3. Florida State
4. LSU
5. Arkansas
6. Miami
7. Long Beach State
8. North Carolina
9. Texas A&M
10. MISSISSIPPI STATE
11. Arizona
12. Michigan
13. Fresno State
14. Clemson
15. Oklahoma State
16. LeMoyne
17. Arizona State
18. Loyola Marymount
19. Oklahoma
20. South Alabama
21. Villanova
22. Indiana State
23. Notre Dame
24. Illinois
25. Central Florida

1990
1. GEORGIA
2. Oklahoma State
3. Stanford
4. LSU
5. MISSISSIPPI STATE
6. Citadel
7. Cal State Fullerton
8. Georgia Southern
9. Arizona State
10. Florida State
11. Southern Cal
12. Miami
13. Texas
14. Arkansas
15. San Diego State
16. Southern Illinois
17. South Alabama
18. Washington State
19. UCLA
20. Wichita State
21. North Carolina
22. Creighton
23. Illinois
24. Houston
25. Loyola Marymount

1991
1. LSU
2. Wichita State
3. Creighton
4. FLORIDA
5. Long Beach State
6. Fresno State
7. Florida State
8. Clemson
9. Oklahoma State
10. Cal State Northridge
11. Texas
12. Hawaii

13. Southern Cal
14. Miami
15. SW Louisiana
16. Texas A&M
17. Maine
18. Stanford
19. Pepperdine
20. California
21. Ohio State
22. MISSISSIPPI STATE
23. South Alabama
24. Southern Miss
25. ALABAMA

1992
1. Pepperdine
2. Cal State Fullerton
3. Miami
4. Texas
5. Florida State
6. Oklahoma
7. Wichita State
8. California
9. LSU
10. Clemson
11. Hawaii
12. Arizona
13. Oklahoma State
14. Notre Dame
15. Texas A&M
16. FLORIDA
17. Western Carolina
18. Stanford
19. Ohio State
20. UCLA
21. MISSISSIPPI STATE
22. Virginia
23. Long Beach State
24. Georgia Tech
25. Minnesota
28. SOUTH CAROLINA

1993
1. LSU
2. Wichita State
3. Long Beach State
4. Oklahoma State
5. Texas A&M
6. Texas
7. Arizona State
8. Kansas
9. Arizona
10. Fresno State
11. Notre Dame
12. Ohio State
13. Georgia Tech
14. St. John's
15. Cal State Northridge
16. Pepperdine
17. Clemson
18. Southern Cal
19. Cal State Fullerton
20. TENNESSEE
21. N.C. State
22. Florida State
23. North Carolina
24. UCLA
25. MISSISSIPPI STATE
28. AUBURN
29. SOUTH CAROLINA

1994
1. Oklahoma
2. Georgia Tech
3. Cal State Fullerton
4. Arizona State
5. Miami
6. Florida State
7. LSU
8. AUBURN
9. Clemson
10. TENNESSEE
11. Ohio State
12. Oklahoma State
13. Stanford
14. Southern Cal
15. Texas
16. Washington
17. Wichita State
18. Notre Dame
19. Nevada
20. Long Beach State
21. FLORIDA
22. Brigham Young
23. Memphis
24. Jacksonville
25. Kansas

1995
1. Cal State Fullerton
2. Southern California
3. Miami
4. TENNESSEE
5. Florida State
6. Stanford
7. Clemson
8. Oklahoma
9. AUBURN
10. Texas Tech
11. Oklahoma State
12. Texas A&M
13. Wichita State
14. ALABAMA
15. Rice
16. Long Beach State
17. OLE MISS
18. LSU
19. Pepperdine
20. Florida International
21. Central Florida
22. Fresno State
23. Texas
24. Winthrop
25. North Carolina

1996
1. LSU
2. Miami
3. FLORIDA
4. Clemson
5. ALABAMA
6. Florida State
7. Wichita State
8. Oklahoma State
9. Southern California
10. Cal State Northridge
11. Stanford
12. TENNESSEE
13. Cal State Fullerton
14. Georgia Southern
15. UCLA
16. Texas
17. Texas Tech
18. Georgia Tech
19. Virginia
20. Massachusetts
21. South Florida
22. Stetson
23. South Alabama
24. Tulane
25. Rice

1997
1. LSU
2. ALABAMA
3. Miami (Fla.)
4. Stanford
5. AUBURN
6. MISSISSIPPI STATE
7. Rice
8. UCLA
9. Florida State
10. Georgia Tech
11. Texas Tech
12. Oklahoma State
13. Southern Cal
14. Arizona State
15. Washington
16. South Alabama
17. Oklahoma
18. Fresno State
19. Santa Clara
20. FLORIDA
21. Cal State-Fullerton
22. TENNESSEE
23. N.C. State
24. Long Beach State
25. Wichita State

1998
1. Southern California
2. Arizona State
3. LSU
4. Long Beach State
5. Miami (Fla.)
6. MISSISSIPPI STATE
7. FLORIDA
8. Florida State
9. Stanford
10. Wichita State
11. Cal State Fullerton
12. AUBURN
13. Washington
14. Texas A&M
15. Georgia Tech
16. ALABAMA
17. Rice
18. North Carolina
19. SOUTH CAROLINA
20. Illinois
21. South Alabama
22. Oklahoma
23. Clemson
24. Harvard
25. Tulane

1999
1. Miami (Fla.)
2. Florida State
3. Stanford
4. ALABAMA
5. Rice
6. Cal State Fullerton
7. Texas A&M
8. Oklahoma State
9. Baylor
10. Wake Forest
11. Ohio State
12. Southern California
13. Clemson
14. LSU
15. AUBURN
16. Wichita State
17. ARKANSAS
18. East Carolina
19. Pepperdine
20. Florida Atlantic
21. Tulane
22. Texas Tech
23. Southwestern Louisiana
24. Houston
25. Minnesota
26. Nevada
27. SW Missouri State
28. North Carolina
29. Long Beach State
30. MISSISSIPPI STATE

2000
1. LSU
2. Stanford
3. Florida State
4. La.-Lafayette
5. Southern California
6. Clemson
7. Texas
8. San Jose State
9. SOUTH CAROLINA
10. Georgia Tech
11. Nebraska
12. Arizona State
13. Houston
14. Miami
15. MISSISSIPPI STATE
16. UCLA
17. FLORIDA
18. Baylor
19. Penn State
20. Wake Forest
21. North Carolina
22. Cal State Fullerton
23. Stetson
24. Loyola Marymount
25. AUBURN
26. Rice
27. ALABAMA
28. Wichita State
29. East Carolina
30. Central Florida

2001
1. Miami
2. Stanford
3. Cal State Fullerton
4. TENNESSEE
5. Southern California
6. Tulane
7. Nebraska
8. GEORGIA
9. Florida State
10. LSU
11. East Carolina
12. Notre Dame
13. Clemson
14. MISSISSIPPI STATE
15. SOUTH CAROLINA
16. Rice
17. Central Florida
18. Wake Forest
19. Florida International
20. Pepperdine
21. Texas Tech
22. Baylor

23. Arizona State
24. Va. Commonwealth
25. Rutgers
26. U.C. Santa Barbara
27. Georgia Tech
28. Texas
29. Winthrop
30. AUBURN

2002

1. Texas
2. SOUTH CAROLINA
3. Clemson
4. Stanford
5. Georgia Tech
6. Notre Dame
7. Rice
8. Nebraska
9. Florida St.
10. Houston
11. LSU
12. Southern Calif.
13. Richmond
14. Wake Forest
15. Florida Atlantic
16. ALABAMA
17. Miami, Fla.
18. ARKANSAS
19. North Carolina
20. FLORIDA
21. Oral Roberts
22. Wichita St.
23. Ca. St. Northridge
24. Texas Tech.
25. South Alabama
26. Arizona St.
27. Long Beach St.
28. Ca. St. Fullerton
29. San Jose St.
30. La.-Lafayette

2003

1. Rice
2. Stanford
3. Cal. St. Fullerton
4. Texas
5. Miami, Fla.
6. SOUTH CAROLINA
7. LSU
8. S.W. Missouri St.
9. Florida St.
10. Arizona St.
11. Long Beach St.
12. N. Carolina St.
13. Baylor
14. Georgia Tech.
15. Nebraska
16. Houston
17. Texas A&M
18. Ohio St.
19. North Carolina
20. AUBURN
21. Richmond
22. Lamar
23. Florida Atlantic
24. MISSISSIPPI STATE
25. Southern Miss.
26. UNLV
27. Washington
28. Notre Dame
29. South Alabama
30. U.C. Riverside

2004

1. Cal. St. Fullerton
2. Texas
3. SOUTH CAROLINA
4. GEORGIA
5. Miami, Fla.
6. Arizona
7. ARKANSAS
8. LSU
9. Stanford
10. Rice
11. Georgia Tech.
12. Long Beach St.
13. East Carolina
14. Florida St.
15. Tulane
16. Texas A&M
17. VANDERBILT
18. FLORIDA
19. Notre Dame
20. Virginia
21. Washington
22. Oral Roberts
23. Arizona St.
24. OLE MISS
25. Central Florida
26. Clemson
27. North Carolina
28. Wichita St.
29. Col. of Charleston
30. Florida Atlantic

2005

1. Texas
2. FLORIDA
3. Arizona St.
4. Baylor
5. Tulane
6. Nebraska
7. Oregon St.
8. TENNESSEE
9. Cal. St. Fullerton
10. Georgia Tech
11. OLE MISS
12. Arizona
13. Clemson
14. Miami, Fla.
15. Florida St.
16. Rice
17. Southern Califor.
18. Long Beach St.
19. LSU
20. ALABAMA
21. North Carolina
22. Col. of Charleston
23. Pepperdine
24. Louisiana-Laf.
25. Coastal Carolina
26. SOUTH CAROLINA
27. Wichita St.
28. Creighton
29. Texas Christian
30. St. John's

2006

1. Oregon St.
2. North Carolina
3. Rice
4. Cal. St. Fullerton
5. Clemson
6. Miami, Fla.
7. GEORGIA
8. Georgia Tech.
9. ALABAMA
10. Oklahoma
11. OLE MISS
12. SOUTH CAROLINA
13. Col. of Charleston
14. Oral Roberts
15. Stanford
16. Missouri
17. Texas
18. KENTUCKY
19. Evansville
20. Virginia
21. Houston
22. Nebraska
23. Oklahoma St.
24. Florida St.
25. ARKANSAS
26. Baylor
27. Tulane
28. Fresno St.
29. North Carolina St.
30. Pepperdine

2007

1. Oregon St.
2. North Carolina
3. Rice
4. U.C. Irvine
5. Arizona St.
6. Louisville
7. Cal. St. Fullerton
8. MISSISSIPPI STATE
9. VANDERBILT
10. Florida St.
11. SOUTH CAROLINA
12. Clemson
13. Wichita St.
14. Texas A&M
15. Virginia
16. San Diego
17. Texas
18. ARKANSAS
19. OLE MISS
20. Michigan
21. Oklahoma St.
22. Arizona
23. UCLA
24. Coastal Carolina
25. U.C. Riverside
26. Long Beach St.
27. Missouri
28. Texas Christian
29. N.C. Charlotte
30. Rutgers

2008

1. Fresno St.
2. GEORGIA
3. North Carolina
4. Stanford
5. Miami, Fla.
6. LSU
7. Florida St.
8. Rice
9. Arizona St.
10. Texas A&M
11. Ca. St. Fullerton
12. Wichita St.
13. Arizona
14. U.C. Irvine
15. N.C. State
16. Coastal Carolina
17. San Diego
18. Oklahoma St.
19. Long Beach St.
20. Michigan
21. Missouri
22. Nebraska
23. California
24. Georgia Tech.
25. Texas
26. Texas Christian
27. VANDERBILT
28. SOUTH CAROLINA
29. St. John's
30. KENTUCKY

2009

1. LSU
2. Texas
3. Arizona St.
4. ARKANSAS
5. North Carolina
6. Virginia
7. Cal. St. Fullerton
8. Southern Miss.
9. U.C. Irvine
10. Florida St.
11. Rice
12. OLE MISS
13. FLORIDA
14. Louisville
15. Clemson
16. East Carolina
17. Texas Christian
18. Georgia Tech.
19. Oklahoma
20. Miami, Fla.
21. SOUTH CAROLINA
22. Kansas St.
23. Western Kentucky
24. Oregon St.
25. Ohio St.
26. Minnesota
27. Oklahoma St.
28. ALABAMA
29. VANDERBILT
30. Coastal Carolina

2010

1. SOUTH CAROLINA
2. UCLA
3. Texas Christian
4. Clemson
5. Oklahoma
6. Florida St.
7. Arizona St.
8. FLORIDA
9. Texas
10. Virginia
11. Coastal Carolina
12. Ca. St. Fullerton
13. Miami, Fla.
14. VANDERBILT
15. ARKANSAS
16. ALABAMA
17. Georgia Tech.
18. Texas A&M
19. Louisville
20. AUBURN
21. Washington St.
22. U.C. Irvine
23. St. John's
24. OLE MISS
25. LSU
26. Rice
27. Oregon
28. Connecticut
29. Col. of Charleston

30. Hawaii

2011
1. SOUTH CAROLINA
2. FLORIDA
3. Virginia
4. VANDERBILT
5. North Carolina
6. California
7. Texas
8. Texas A&M
9. Florida St.
10. Oregon St.
11. Arizona St.
12. U.C. Irvine
13. Connecticut
14. Stanford
15. MISSISSIPPI STATE
16. Dallas Baptist
17. Texas Christian
18. Cal. St. Fullerton
19. Georgia Tech
20. UCLA
21. Clemson
22. Miami, Fla.
23. Oral Roberts
24. Rice
25. Arizona
26. Kent St.
27. Coastal Carolina
28. Creighton
29. ARKANSAS
30. Stetson

2012
1. Arizona
2. SOUTH CAROLINA
3. ARKANSAS
4. Florida St.
5. UCLA
6. Kent St.
7. FLORIDA
8. Stony Brook
9. LSU
10. Baylor
11. Oregon
12. N.C. State
13. Oklahoma
14. Stanford
15. St. John's
16. Texas Christian
17. North Carolina
18. Rice
19. Texas A&M
20. Arizona St.
21. KENTUCKY
22. Cal. St. Fullerton
23. Purdue
24. MISSISSIPPI STATE
25. Oregon St.
26. Central Florida
28. Pepperdine
29. Appalachian St.
30. Louisville

2013
1. UCLA
2. MISSISSIPPI STATE
3. North Carolina
4. Oregon St.
5. N.C. State
6. Indiana
7. LSU
8. Louisville
9. VANDERBILT
10. Cal St. Fullerton
11. Virginia
12. Florida St.
13. SOUTH CAROLINA
14. Rice
15. Kansas St.
16. Oklahoma
17. Oregon
18. ARKANSAS
19. Arizona St.
20. Virginia Tech
21. Cal Poly
22. Oklahoma St.
23. Troy
24. Florida Atlantic
25. Central Arkansas
26. Liberty
27. Clemson
28. William & Mary
29. Austin Peay
30. San Diego

2014
1. VANDERBILT
2. Virginia
3. Texas
4. OLE MISS
5. TCU
6. UC Irvine
7. Louisville
8. Texas Tech
9. Louisiana-Lafayette
10. Oklahoma State
11. Houston
12. Pepperdine
13. Kennesaw State
14. Maryland
15. Stanford
16. College of Charleston
17. Oregon State
18. Miami (Fla.)
19. Cal Poly
20. Indiana
21. LSU
22. Washington
23. Florida State
24. FLORIDA
25. SOUTH CAROLINA
26. Rice
27. Oregon
28. MISSISSIPPI STATE
29. Cal State Fullerton
30. ARKANSAS

2015
1. Virginia
2. VANDERBILT
3. FLORIDA
4. TCU
5. LSU
6. Miami
7. ARKANSAS
8. Cal State Fullerton
9. Illinois
10. Louisville
11. TEXAS A&M
12. Florida State
13. Missouri State
14. Maryland
15. VCU
16. Louisiana-Lafayette
17. UCLA
18. Oregon State
19. Oklahoma State
20. Iowa
21. St. John's
22. Radford
23. California
24. Southern California
25. U.C. Santa Barbara
26. Notre Dame
27. Dallas Baptist
28. College of Charleston
29. Rice
30. Florida Atlantic

2016
1. Coastal Carolina
2. Arizona
3. TCU
4. Oklahoma State
5. Texas Tech
6. UC Santa Barbara
7. FLORIDA
8. Miami
9. TEXAS A&M
10. MISSISSIPPI STATE
12. SOUTH CAROLINA
13. LSU
14. Florida State
15. East Carolina
16. Boston College
17. Virginia
18. Clemson
19. Louisiana-Lafayette
20. N.C. State
21. Xavier
22. Washington
23. VANDERBILT
24. Dallas Baptist
25. Tulane
26. South Alabama
27. Southern Miss
28. Cal State Fullerton
29. Arizona State
30. Rice

2017
1. Florida
2. Louisiana St.
3. Oregon St.
4. Texas Christian
5. Louisville
6. Florida St.
7. Cal. St. Fullerton
8. Texas A&M
9. Long Beach St.
10. Kentucky
11. Missouri St.
12. Wake Forest
13. Mississippi St.
14. Sam Houston St.
15. Vanderbilt
16. Davidson
17. North Carolina
18. Stanford
19. Texas Tech.
20. Dallas Baptist
21. Virginia
22. Arkansas
23. Southern Mississippi
24. Arizona
25. Clemson
26. South Alabama
27. Houston
28. Texas
29. Auburn
30. N.C. State

2018
1. Oregon State
2. Arkansas
3. Florida
4. Mississippi State
5. North Carolina
6. Texas Tech
7. Texas
8. Washington
9. Minnesota
10. Stetson
11. Duke
12. South Carolina
13. Tennessee Tech
14. Cal State Fullerton
15. Auburn
16. Vanderbilt
17. Clemson
18. Stanford
19. Ole Miss
20. Georgia
21. Southern Miss
22. N.C. State
23. Louisville
24. Oklahoma
25. UCLA
26. Houston
27. Connecticut
28. Coastal Carolina
29. East Carolina
30. St. John's

2019
1. Vanderbilt
2. Michigan
3. Louisville
4. Texas Tech
5. Mississippi State
6. Florida State
7. Arkansas
8. Auburn
9. UCLA
10 Stanford
11 Oklahoma State
12 North Carolina
13 Mississippi
14 LSU
15 East Carolina
16 Duke
17 Georgia
18 U.C. Santa Barbara
19 Georgia Tech
20 Oregon State
21 N.C. State
22 Central Michigan
23 Baylor
24 Miami, Fla.
25 Fresno State
26 Texas A&M
27 West Virginia
28 Southern Mississippi
29 Arizona State
30 Creighton

POLLS

2020
1. Florida
2. UCLA
3. Ole Miss
4. Louisville
5. Vanderbilt
6. Mississippi State
7. Texas Tech
8. Arizona State
9. Miami
10. Georgia
11. N.C. State
12. Central Florida
13. Florida State
14. Arkansas
15. Texas
16. Texas A&M
17. LSU
18. Alabama
19. Auburn
20. Pepperdine
21. Tennessee
22. Duke
23. Virginia
24. Notre Dame
25. Clemson
26. U.C. Santa Barbara
27. Long Beach State
28. Oklahoma
29. Tulane
30. Wichita State

USA Today/Coaches

1992
1. Pepperdine
2. Cal State Fullerton
3. Miami (Fla.)
4. Texas
5. Wichita State
6. Florida State
7. Oklahoma
8. LSU
9. Clemson
10. California
11. Oklahoma State
12. Hawaii
13. FLORIDA
14. Notre Dame
15. Stanford
16. North Carolina State
17. Arizona
18. Long Beach State
19. Georgia Tech
20. Texas A&M
21. MISSISSIPPI STATE
22. Cal State Northridge
23. Western Carolina
24. UCLA
25. Ohio State

1993
1. LSU
2. Wichita State
3. Long Beach State
4. Texas A&M
5. Oklahoma State
6. Texas
7. Arizona State
8. Kansas
9. Georgia Tech
10. Arizona
11. North Carolina State
12. Fresno State
13. Florida State
14. Pepperdine
15. Cal State Fullerton
16. Clemson
17. Notre Dame
18. Ohio State
19. TENNESSEE
20. Southern Cal
21. MISSISSIPPI STATE
22. UCLA
23. North Carolina
24. Baylor
25. SOUTH CAROLINA

1994
1. Oklahoma
2. Georgia Tech
3. Arizona State
4. Cal State Fullerton
5. Miami (Fla.)
6. Florida State
7. LSU
8. AUBURN
9. Clemson
10. Oklahoma State
11. Southern Cal
12. TENNESSEE
13. Ohio State
14. Texas
15. Washington
16. Long Beach State
17. Notre Dame
18. Wichita State
19. Memphis
20. Stanford
21. North Carolina State
22. Nevada
23. FLORIDA
24. Kansas
25. Minnesota

1995
1. Cal State Fullerton
2. Southern Cal
3. Miami (Fla.)
4. Florida State
5. TENNESSEE
6. Stanford
7. Clemson
8. Oklahoma
9. Texas Tech
10. AUBURN
11. Oklahoma State
12. Rice
13. Texas A&M
14. LSU
15. ALABAMA
16. Wichita State
17. Long Beach State
18. Texas
19. OLE MISS
20. Central Florida
21. Florida International
22. Pepperdine
23. Fresno State
24. North Carolina
25. South Alabama

1996
1. LSU
2. Miami (Fla.)
3. FLORIDA
4. Clemson
5. Florida State
6. ALABAMA
7. Wichita State
8. Oklahoma State
9. Southern Cal
10. Cal State Northridge
11. Cal State Fullerton
12. Texas Tech
13. TENNESSEE
14. Stanford
15. Rice
16. UCLA
17. Virginia
18. South Florida
19. Texas
20. Georgia Tech
21. Georgia Southern
22. UNLV
23. Massachusetts
24. MISSISSIPPI STATE
25. South Alabama

1997
1. LSU
2. ALABAMA
3. Miami (Fla.)
4. Stanford
5. AUBURN
6. MISSISSIPPI STATE
7. UCLA
8. Rice
9. Florida State
10. Southern Cal
11. Georgia Tech
12. Oklahoma State
13. Arizona State
14. Texas Tech
15. Washington
16. South Alabama
17. Wichita State
18. FLORIDA
19. TENNESSEE
20. N.C. State
21. Oklahoma
22. Texas A&M
23. Fresno State
24. Clemson
25. Long Beach State

1998
1. Southern California
2. Arizona State
3. LSU
4. Long Beach State
5. Miami (Fla.)
6. MISSISSIPPI STATE
7. FLORIDA
8. Florida State
9. ALABAMA
10. Stanford
11. Texas A&M
12. Cal State Fullerton
13. AUBURN
14. Wichita State
15. Rice
16. South Alabama
17. Washington
18. SOUTH CAROLINA
19. Clemson
20. Georgia Tech
21. Oklahoma
22. Baylor
23. Texas Tech
24. North Carolina
25. Illinois

1999
1. Miami (Fla.)
2. Florida State
3. Stanford
4. ALABAMA
5. Rice
6. Cal State Fullerton
7. Texas A&M
8. Oklahoma State
9. Baylor
10. Wake Forest
11. AUBURN
12. Ohio State
13. Southern California
14. Clemson
15. Wichita State
16. LSU
17. Pepperdine
18. Southwestern Louisiana
19. Tulane
20. ARKANSAS
21. Texas Tech
22. Florida Atlantic
23. East Carolina
24. MISSISSIPPI STATE
25. Nebraska

2000
1. LSU
2. Stanford
3. Florida State
4. Southern Cal
5. Clemson
6. Louisiana-Lafayette
7. Texas
8. South Carolina
9. San Jose State
10. Georgia Tech
11. Nebraska
12. Houston
13. Miami (Fla.)
14. Mississippi State
15. UCLA
16. Arizona State
17. Baylor
18. Penn State
19. North Carolina
20. Auburn
21. Florida
22. Alabama
23. Cal State Fullerton
24. Wake Forest
25. Loyola Marymount

2001
1. Miami (Fla.)
2. Stanford
3. Cal State Fullerton
4. Southern California
5. Tennessee
6. Tulane
7. Nebraska
8. Georgia
9. LSU
10. Florida State
11. East Carolina
12. Rice
13. South Carolina
14. Clemson
15. Notre Dame
16. Central Florida
17. Mississippi State
18. Florida Int.

19. Wake Forest
20. Pepperdine
21. Georgia Tech
22. Arizona State
23. Texas Tech
24. South Alabama
25. Baylor

2002
1. Texas
2. SOUTH CAROLINA
3. Clemson
4. Stanford
5. Georgia Tech
6. Rice
7. Notre Dame
8. Nebraska
9. Florida State
10. Houston
11. LSU
12. ALABAMA
13. Wake Forest
14. Southern California
15. FLORIDA
16. Richmond
17. Wichita State
18. Florida Atlantic
19. Arizona State
20. Miami (Fla.)
21. North Carolina
22. Arkansas
23. Cal State Northridge
24. Eest Carolina
25. San Jose State

2003
1. Rice
2. Standford
3. Cal St. Fullerton
4. Texas
5. Miami
6. LSU
7. SOUTH CAROLINA
8. Florida State
9. Arizona State
10. Long Beach State
11. SW Missouri State
12. NC State
13. Baylor
14. Nebraska
15. Texas A&M
16. Georgia Tech
17. AUBURN
18. Southern Mississippi
19. MISSISSIPPI STATE
20. Ohio State
21. North Carolina
22. UNLV
23. Richmond
24. Houston
25. Florida Atlantic

2004
1. CS Fullerton
2. Texas
3. South Carolina
4. Miami, Fla.
5. Georgia
6. LSU
7. Arizona
(tie) Arkansas
9. East Carolina
(tie) Long Beach State
11. Rice
12. Georgia Tech
13. Stanford
14. Florida State
15. Texas A&M
16. Florida
17. Tulane
18. Vanderbilt
19. Notre Dame
20. Arizona State
21. Virginia
22. Wichita State
23. Washington
24. North Carolina
25. Ole Miss

2005
1. Texas
2. Florida
3. Tulane
4. Baylor
5. Arizona State
6. Nebraska
7. Oregon State
8. Cal State Fullerton
9. Tennessee
10. Georgia Tech
11. Rice
12. Ole Miss
13. Miami (Fla.)
14. Florida State
15. Southern California
16. Clemson
17. Arizona
18. LSU
19. Mississippi State
20. Long Beach State
21. South Carolina
22. North Carolina
23. Louisiana-Lafayette
24. Alabama
25. College of Charleston

2006
1. Oregon State
2. North Carolina
3. Rice
4. Cal State Fullerton
5. Clemson
6. Miami (Fla.)
7. Georgia Tech
8. Georgia
9. Alabama
10. Ole Miss
11. Oklahoma
12. Texas
13. Charleston
14. Virginia
15. Kentucky
16. Stanford
17. South Carolina
18. Nebraska
19. Oral Roberts
20. Florida State
21. Missouri
22. Arkansas
23. Arizona State
24. Houston
25. Pepperdine

2007
1. Oregon State
2. North Carolina
3. Rice
4. UC Irvine
5. Arizona State
6. Vanderbilt
7. Louisville
8. Mississippi State
9. Cal State Fullerton
10. South Carolina
11. Texas
12. Texas A&M
13. Wichita State
14. Florida State
15. Clemson
16. Virginia
17. Ole Miss
18. San Diego
19. Michigan
20. Coastal Carolina
21. Arkansas
22. UCLA
23. Oklahoma State
24. Missouri
25. Texas Christian

2008
1. Fresno State
2. Georgia
3. North Carolina
4. Miami (Fla.)
5. Stanford
6. LSU
7. Rice
8. Florida State
9. Arizona State
10. Cal State Fullerton
11. UC-Irvine
12. Texas A&M
13. Wichita State
14. Arizona
15. North Carolina State
16. Coastal Carolina
17. San Diego
18. Oklahoma State
19. Missouri
20. Long Beach State
21. Texas
22. Michigan
23. Nebraska
24. Georgia Tech
25. Kentucky

2009
1. LSU
2. Texas
3. Arizona State
4. North Carolina
5. Virginia
6. Arkansas
7. Cal State-Fullerton
8. Southern Mississippi
9. Rice
10. Florida State
11. Ole Miss
12. TCU
13. Florida
14. Clemson
15. East Carolina
16. UC-Irvine
17. Louisville
18. Georgia Tech
19. Oklahoma
20. Miami (Fla.)
21. South Carolina
22. Kansas State
23. Coastal Carolina
24. Georgia
25. Vanderbilt

2010
1. South Carolina
2. UCLA
3. TCU
4. Clemson
5. Oklahoma
6. Florida State
7. Arizona State
8. Florida
9. Texas
10. Virginia
11. Coastal Carolina
12. Cal State Fullerton
13. Vanderbilt
14. Arkansas
15. Miami (Fla.)
16. Louisville
17. Georgia Tech
18. Alabama
19. Auburn
20. Rice
21. Texas A&M
22. UC-Irvine
23. Connecticut
24. Ole Miss
25. LSU

2011
1. South Carolina
2. Florida
3. Vanderbilt
4. Virginia
5. North Carolina
6. Texas A&M
7. Texas
8. California
9. Florida State
10. Arizona State
11. Oregon State
12. UC-Irvine
13. Stanford
14. Connecticut
15. Mississippi State
16. Clemson
17. Cal State-Fullerton
18. Dallas Baptist
19. TCU
20. Georgia Tech
21. Rice
22. UCLA
23. Arkansas
24. Miami (Fla.)
25. Arizona

2012
1. Arizona
2. South Carolina
3. Arkansas
4. Florida State
5. UCLA
6. Florida
7. Kent State
8. Stony Brook
9. Baylor
10. Oregon
11. LSU
12. Stanford
13. North Carolina State
14. Oklahoma
15. TCU
16. St. John's
17. North Carolina

18. Texas A&M
19. Kentucky
20. Rice
21. Purdue
22. Oregon State
23. Virginia
24. Central Florida
25. Vanderbilt

2013

1. UCLA
2. MISSISSIPPI STATE
3. North Carolina
4. Oregon State
5. North Carolina State
6. LSU
7. Indiana
8. Louisville
9. VANDERBILT
10. Cal State Fullerton
11. Virginia
12. SOUTH CAROLINA
13. Florida State
14. Kansas State
15. Oregon
15. Rice
17. Oklahoma
18. ARKANSAS
19. Arizona State
19. Virginia Tech
21. Oklahoma State
22. Florida Atlantic
23. Georgia Tech
24. Cal Poly
25. Clemson

2014

1. Vanderbilt
2. Virginia
3. Texas
4. Ole Miss
5. TCU
6. Louisville
7. UC Irvine
T8. Louisiana-Lafayette
T8. Texas Tech
10. Oklahoma State
11. Houston
12. Oregon State
13. Maryland
14. Pepperdine
15. Stanford
16. LSU
17. Indiana
18. Cal Poly
19. College of Charleston
20. Kennesaw State
21. Florida State
22. South Carolina
23. Miami (Fla.)
24. Florida
25. Rice

2015

1. Virginia
2. Vanderbilt
3. Florida
4. TCU
5. LSU
6. Miami
7. Cal State Fullerton
8. Arkansas
9. Louisville
10. Texas A&M
11. Illinois
12. Missouri State
13. Florida State
14. Maryland
15. UCLA
16. Louisiana-Lafayette
17. Dallas Baptist
18. Oklahoma State
19. VCU
20. Charleston
21. UC-Santa Barbara
22. Southern California
23. Houston
24. Florida Atlantic
25. Oregon State

2016

1. Coastal Carolina
2. Arizona
3. TCU
4. Oklahoma State
5. Florida
6. Texas Tech
7. UC Santa Barbara
8. Miami
9. Texas A&M
10. Louisville
11. Mississippi State
12. LSU
13. Florida State
14. South Carolina
15. Clemson
16. East Carolina
17. VanderbilT
18. Ole Miss
19. Louisiana-Lafayette
20. N.C. State
21. Boston College
22. Virginia
23. Southern Miss
24. Tulane
25. Dallas Baptist

2017

1. Florida
2. Louisiana State
3. Oregon State
4. Texas Christian
5. Louisville
6. Florida State
7. Cal State Fullerton
8. Texas A&M
9. Long Beach State
10. Kentucky
11. Wake Forest
12. Mississippi State
13. North Carolina
14. Missouri State
15. Texas Tech
16. Vanderbilt
17. Stanford
18. Arkansas
19. Sam Houston State
20. Southern Mississippi
21. Virginia
22. Clemson
23. Davidson
24. Houston
25. Texas

2018

1. Oregon State
2. Arkansas
3. Florida
4. North Carolina
5. Texas Tech
6. Mississippi State
7. Texas
8. Washington
9. Auburn
10. Duke
11. Minnesota
12. Tennessee Tech
13. Stetson
14. Stanford
15. Ole Miss
16. Vanderbilt
17. South Carolina
18. Clemsoni
19. Cal State Fullerton
20. Georgia
21. Florida State
22. N.C. State
23. East Carolina
24. Southern Miss
25. Louisville

2019

1. Vanderbilt
2. Michigan
3. Louisville
4. Mississippi State
5. Texas Tech
6. Arkansas
7. Florida State
8. UCLA
9. Auburn
10. Stanford
11. Oklahoma State
12. East Carolina
13. North Carolina
14. Ole Miss
15. Georgia
16. LSU
17. Georgia Tech
18. Duke
19. West Virginia
20. Miami
21. Texas A&M
22. UC-Santa Barbara
23. Oregon State
24. North Carolina State
25. Creighton

2020

1. Florida
2. Georgia
3. Texas Tech
4. UCLA
5. Mississippi
6. Louisville
7. Vanderbilt
8. Miami
9. NC State
10. Arizona State
11. Duke
12. Central Florida
13. Oklahoma
14. Arkansas
15. Auburn
16. Florida State
17. Mississippi State
18. Long Beach State
19. Louisiana State
20. Tennessee
21. Alabama
22. Texas
23. Texas A&M
24. Pepperdine
25. Clemson

SEC COMPOSITE SCHEDULE

March 30 (Tuesday)
Missouri at Kansas – 4 p.m.
North Alabama at Ole Miss – 5 p.m.
Mercer at Florida – 6 p.m.
Georgia at Clemson – 6 p.m.
Bellarmine at Kentucky – 6:30 p.m.
Western Carolina at Tennessee – 6:30 p.m.
Gardner-Webb at South Carolina – 7 p.m.
Texas at Texas A&M – 7 p.m. (ESPNU)
South Alabama at LSU – 7:30 p.m.
Mississippi Valley State at Mississippi State – 7:30 p.m.
Tennessee Tech at Vanderbilt – 7:30 p.m.
Central Arkansas at Arkansas – 7:30 p.m. CT

April 1 (Thursday)
*Auburn at Arkansas – 7:30 p.m.
*Vanderbilt at LSU – 7:30 p.m.
*Kentucky at Mississippi State – 7:30 p.m. (ESPNU)
*Ole Miss at Florida – 8 p.m. (SEC Network)
*Texas A&M at Missouri

April 2 (Friday)
*South Carolina at Georgia – 6 p.m.
*Ole Miss at Florida – 6:30 p.m.
*Tennessee at Alabama – 7 p.m.
*Kentucky at Mississippi State – 7 p.m. (SEC Network)
*Auburn at Arkansas – 7:30 p.m.
*Texas A&M at Missouri – 7:30 p.m.
*Vanderbilt at LSU – 9 p.m. (ESPNU)

April 3 (Saturday)
*Ole Miss at Florida – 1 p.m.
*South Carolina at Georgia – 2 p.m.
*Auburn at Arkansas – 3 p.m.
*Kentucky at Mississippi State – 3 p.m.
*Vanderbilt at LSU – 3 p.m.
*Texas A&M at Missouri – 4 p.m. (SEC Network)
*Tennessee at Alabama – 7 p.m. (SEC Network)

April 4 (Sunday)
*Tennessee at Alabama – 12 p.m. (SEC Network)
*South Carolina at Georgia – 1 p.m.

April 6 (Tuesday)
Georgia Southern at Georgia – 5 p.m.
Stetson at Florida – 6 p.m.
Kentucky at Louisville – 6 p.m.
Eastern Kentucky at Tennessee – 6:30 p.m.
ULM at Alabama – 7 p.m.
Kennesaw State at Auburn – 7 p.m.
South Carolina vs. North Carolina – 7 p.m. [Charlotte, N.C.] (SEC Network)
McNeese State at LSU – 7:30 p.m.
Alcorn State at Ole Miss – 7:30 p.m.
Southern at Mississippi State – 7:30 p.m.
Texas A&M at Sam Houston State – 7:30 p.m.
UT Martin at Vanderbilt – 7:30 p.m.
Little Rock at Arkansas – 7:30 p.m. CT

April 7 (Wednesday)
ULM at Alabama – 4 p.m.
Little Rock at Arkansas – 5 p.m.
Florida A&M at Florida – 6 p.m.

April 8 (Thursday)
*Georgia at Vanderbilt – 7 p.m. (SEC Network)

April 9 (Friday)
*Florida at Tennessee – 6:30 p.m.
*LSU at Kentucky – 6:30 p.m.
*Arkansas at Ole Miss – 7 p.m. (SEC Network)
*Mississippi State at Auburn – 7 p.m.
*Missouri at South Carolina – 7 p.m.
*Alabama at Texas A&M – 7:30 p.m.
*Georgia at Vanderbilt – 7:30 p.m.

April 10 (Saturday)
*LSU at Kentucky – 2 p.m. (SEC Network)
*Alabama at Texas A&M – 3 p.m.
*Mississippi State at Auburn – 3 p.m.
*Georgia at Vanderbilt – 3 p.m.
*Missouri at South Carolina – 4 p.m.
*Arkansas at Ole Miss – 5 p.m.
*Florida at Tennessee – 7 p.m. (SEC Network)

April 11 (Sunday)
*Missouri at South Carolina – 12 p.m. (SEC Network)
*Florida at Tennessee – 1 p.m.
*LSU at Kentucky – 1 p.m.
*Alabama at Texas A&M – 2 p.m.
*Arkansas at Ole Miss – 2:30 p.m.
*Mississippi State at Auburn – 3 p.m. (SEC Network)

April 13 (Tuesday)
Tennessee at Western Carolina
Georgia State at Georgia – 5 p.m.
Auburn at Georgia Tech – 6 p.m.
Bellarmine at Kentucky – 6:30 p.m.
Samford at Alabama – 7 p.m.
Florida State at Florida – 7 p.m. (SEC Network)
Charleston Southern at South Carolina – 7 p.m.
Arkansas-Pine Bluff at Arkansas – 7:30 p.m.
Grambling State at LSU – 7:30 p.m.
Austin Peay at Ole Miss – 7:30 p.m.
Arkansas State at Mississippi State – 7:30 p.m.
Missouri State at Missouri – 7:30 p.m.
Texas A&M at Texas State – 7:30 p.m.
Eastern Kentucky at Vanderbilt – 7:30 p.m.

April 14 (Wednesday)
Arkansas-Pine Bluff at Arkansas – 5 p.m.

April 15 (Thursday)
*Auburn at Alabama – 7 p.m. (SEC Network)
*South Carolina at LSU – 7:30 p.m. (ESPNU)

April 16 (Friday)
*Kentucky at Georgia – 6 p.m.
*Missouri at Florida – 6:30 p.m.
*Vanderbilt at Tennessee – 6:30 p.m.
*Auburn at Alabama – 7 p.m.
*Ole Miss at Mississippi State – 7 p.m. (SEC Network)
*Texas A&M at Arkansas – 7:30 p.m.
*South Carolina at LSU – 8 p.m.

April 17 (Saturday)
*Auburn at Alabama – 2 p.m.
*South Carolina at LSU – 3 p.m.
*Ole Miss at Mississippi State – 3 p.m.
*Vanderbilt at Tennessee – 4 p.m. (SEC Network)
*Missouri at Florida – 6:30 p.m.
*Kentucky at Georgia – 7 p.m. (SEC Network)
*Texas A&M at Arkansas – 7:30 p.m.

April 18 (Sunday)
*Missouri at Florida – 1 p.m.
*Kentucky at Georgia – 1 p.m.
*Ole Miss at Mississippi State – 2 p.m.
*Vanderbilt at Tennessee – 2:30 p.m. (ESPNU)
*Texas A&M at Arkansas – 3 p.m.

April 20 (Tuesday)
Louisville at Kentucky – 5 p.m. (ESPNU)
Florida at Jacksonville – 6 p.m.
Tennessee Tech at Tennessee – 6:30 p.m.
North Alabama at Alabama – 7 p.m.
Samford at Auburn – 7 p.m.
Clemson at Georgia – 7 p.m. (SEC Network)
Grambling State at Arkansas – 7:30 p.m.
ULM at LSU – 7:30 p.m.
Little Rock at Ole Miss – 7:30 p.m.
UAB at Mississippi State – 7:30 p.m.
Missouri at Missouri State – 7:30 p.m.
Texas Southern at Texas A&M – 7:30 p.m.
Austin Peay at Vanderbilt – 7:30 p.m.

April 22 (Thursday)
*Arkansas at South Carolina – 7 p.m. (SEC Network)
*LSU at Ole Miss – 8 p.m. (ESPNU)

April 23 (Friday)
*Alabama at Kentucky – 6:30 p.m.
*Arkansas at South Carolina – 7 p.m.
*Florida at Auburn – 7 p.m.
*Georgia at Missouri – 7:30 p.m.
*LSU at Ole Miss – 7:30 p.m.
*Tennessee at Texas A&M – 7:30 p.m.
*Mississippi State at Vanderbilt – 8 p.m. (SEC Network)

April 24 (Saturday)
*Florida at Auburn – 12 p.m. (SEC Network)
*Alabama at Kentucky – 2 p.m.
*Tennessee at Texas A&M – 3 p.m.
*Arkansas at South Carolina – 4 p.m.
*Georgia at Missouri – 5 p.m. (SEC Network)
*LSU at Ole Miss – 5 p.m.
*Mississippi State at Vanderbilt – 8 p.m. (ESPNU)

April 25 (Sunday)
*Alabama at Kentucky – 1 p.m.
*Florida at Auburn – 2 p.m.
*Georgia at Missouri – 2 p.m.
*Mississippi State at Vanderbilt – 2 p.m.
*Tennessee at Texas A&M – 2 p.m. (SEC Network)

April 27 (Tuesday)
Eastern Kentucky at Kentucky – 6:30 p.m.
Lipscomb at Tennessee – 6:30 p.m.
Georgia Tech at Georgia – 7 p.m. (SEC Network)
Missouri at Kansas State – 7 p.m.
The Citadel at South Carolina – 7 p.m.
Missouri State at Arkansas – 7:30 p.m.
Texas State at Texas A&M – 7:30 p.m.

April 29 (Thursday)
*Auburn at Georgia – 7 p.m. (SEC Network)
*Kentucky at Tennessee – 7:30 p.m. (ESPNU)

April 30 (Friday)
*Kentucky at Tennessee – 6:30 p.m.
*Missouri at Alabama – 7 p.m.
*Arkansas at LSU – 7 p.m. (SEC Network)
*Vanderbilt at Florida – 7 p.m. (ESPNU)
*Auburn at Georgia – 7 p.m.
*South Carolina at Ole Miss – 7:30 p.m.
*Texas A&M at Mississippi State – 7:30 p.m.

May 1 (Saturday)
*Auburn at Georgia – 12 p.m. (SEC Network)
*Missouri at Alabama – 3 p.m.
*Texas A&M at Mississippi State – 3 p.m.
*Kentucky at Tennessee – 6 p.m.
*Vanderbilt at Florida – 6:30 p.m.
*South Carolina at Ole Miss – 7 p.m. (SEC Network)
*Arkansas at LSU – 7:30 p.m.

May 2 (Sunday)
*Missouri at Alabama – 12 p.m. (SEC Network)
*South Carolina at Ole Miss – 2:30 p.m.
*Arkansas at LSU – 3 p.m.
*Vanderbilt at Florida – 3 p.m. (ESPN2)
*Texas A&M at Mississippi State – 3 p.m. (SEC Network)

May 4 (Tuesday)
Ole Miss at Arkansas State
Stetson at Florida – 6 p.m.
Vanderbilt at Louisville – 6 p.m.
Alabama at Samford – 7 p.m.
UAB at Auburn – 7 p.m.
North Florida at South Carolina – 7 p.m.
Southern at LSU – 7:30 p.m.
Texas A&M at UT-Arlington – 7:30 p.m.

May 5 (Wednesday)
Mississippi State at The Citadel

May 6 (Thursday)
*Florida at Kentucky – 7 p.m. (SEC Network)
*LSU at Auburn – 7:30 p.m. (ESPNU)

May 7 (Friday)
*Florida at Kentucky – 2 p.m.
*Mississippi State at South Carolina – 7 p.m.
*Alabama at Vanderbilt – 7:30 p.m.
*Georgia at Arkansas – 7:30 p.m.
*Ole Miss at Texas A&M – 7:30 p.m.
*Tennessee at Missouri – 7:30 p.m.
*LSU at Auburn – 8 p.m. (SEC Network)

May 8 (Saturday)
*Florida at Kentucky – 1 p.m.
*Alabama at Vanderbilt – 3 p.m.
*Ole Miss at Texas A&M – 12 p.m. (ESPNU)
*Mississippi State at South Carolina – 4 p.m.
*Tennessee at Missouri – 4 p.m. (SEC Network)
*Georgia at Arkansas – 7 p.m. (SEC Network)
*LSU at Auburn

May 9 (Sunday)
*Alabama at Vanderbilt – 2 p.m.
*Mississippi State at South Carolina – 2 p.m. (SEC Network)
*Tennessee at Missouri – 2 p.m.
*Georgia at Arkansas – 3 p.m.
*Ole Miss at Texas A&M – 3 p.m. (ESPNU)

May 11 (Tuesday)
Florida at Stetson – 6:30 p.m.
Morehead State at Kentucky – 6:30 p.m.
Tennessee Tech at Tennessee – 6:30 p.m.
UAB at Alabama – 7 p.m.
Auburn at Samford [Hoover, Ala.] – 7 p.m.
Arkansas State at Arkansas – 7:30 p.m.
Louisiana Tech at LSU – 7:30 p.m.
Little Rock at Ole Miss – 7:30 p.m.
UT Martin at Mississippi State – 7:30 p.m.
North Alabama at Vanderbilt – 7:30 p.m.

May 13 (Thursday)
*Missouri at Mississippi State – 8:30 p.m. (ESPNU)

May 14 (Friday)
*Arkansas at Tennessee – 6:30 p.m.
*Georgia at Florida – 6:30 p.m.
*South Carolina at Kentucky – 6:30 p.m.
*Texas A&M at Auburn – 7 p.m.
*Vanderbilt at Ole Miss – 7 p.m. (SEC Network)
*Alabama at LSU – 8 p.m.
*Missouri at Mississippi State

May 15 (Saturday)
*Arkansas at Tennessee – 12 p.m. (SEC Network)
*South Carolina at Kentucky – 2 p.m.
*Alabama at LSU – 3 p.m. (SEC Network)
*Texas A&M at Auburn – 3 p.m.
*Vanderbilt at Ole Miss – 5 p.m.
*Georgia at Florida – 6:30 p.m.
*Missouri at Mississippi State

May 16 (Sunday)
*Arkansas at Tennessee – 1 p.m.
*Georgia at Florida – 1 p.m.
*South Carolina at Kentucky –1 p.m.
*Texas A&M at Auburn – 2 p.m.
*Vanderbilt at Ole Miss – 2:30 p.m.
*Alabama at LSU – 3 p.m.

May 18 (Tuesday)
Tennessee Tech at Kentucky – 6:30 p.m.
Belmont at Tennessee – 6:30 p.m.
North Alabama at Auburn – 7 p.m.
Georgia at Georgia Tech – 7 p.m.
Kansas at Missouri – 7 p.m. (SEC Network)
Appalachian State at South Carolina – 7 p.m.
Northwestern State at LSU – 7:30 p.m.
UT Martin at Ole Miss – 7:30 p.m.
Jacksonville State at Mississippi State – 7:30 p.m.
FIU at Vanderbilt – 7:30 p.m.

May 20 (Thursday)
*Mississippi State at Alabama – 7 p.m.
*Florida at Arkansas – 7 p.m. (SEC Network)
*Ole Miss at Georgia – 7 p.m.
*LSU at Texas A&M – 7 p.m. (ESPNU)
*Tennessee at South Carolina – 7 p.m.
*Auburn at Missouri – 7:30 p.m.
*Kentucky at Vanderbilt – 7:30 p.m.

May 21 (Friday)
*Kentucky at Vanderbilt – 3 p.m.
*Mississippi State at Alabama – 7 p.m.
*Ole Miss at Georgia – 7 p.m.
*Tennessee at South Carolina – 7 p.m.
*Florida at Arkansas – 7:30 p.m.
*Auburn at Missouri – 7:30 p.m.
*LSU at Texas A&M – 7:30 p.m.

May 22 (Sunday)
*Mississippi State at Alabama – 2 p.m.
*Ole Miss at Georgia – 2 p.m.
*Kentucky at Vanderbilt – 2 p.m.
*Florida at Arkansas – 3 p.m.
*Auburn at Missouri – 3 p.m.
*LSU at Texas A&M – 3 p.m.
*Tennessee at South Carolina – 4 p.m.

May 25-30 (Tuesday-Sunday)
SEC Tournament [Hoover, Ala.]

June 4-7 (Friday-Monday)
NCAA Regionals

June 11-14 (Friday-Monday)
NCAA Super Regionals

June 19-30 (Saturday-Wednesday)
College World Series [Omaha, Neb.]

*SEC game
All times Eastern and subject to change.

IT JUST MEANS MORE.™

IT JUST MEANS MORE.™

SECsports.com #ItJustMeansMore