

2017 FOOTBALL

Week 2 - Games of Sept. 9
 Southeastern Conference Communications Office
 SECsports.com • CollegePressBox.com

Chuck Dunlap (Primary SEC Football Contact) • cdunlap@sec.org • @SEC_Chuck
 Ben Beaty (Secondary Football Contact) • bbeaty@sec.org • @BenBeaty
 Phone: (205) 458-3000 • Fax: (205) 458-3030

EASTERN DIVISION

	SEC	Pct.	PF	PA	Overall	Pct.	PF	PA	Home	Away	Neutral	vs. Div.	Top 25	Top 10	Streak
Georgia	0-0	.000	0	0	1-0	1.000	31	10	1-0	0-0	0-0	0-0	0-0	0-0	W1
Kentucky	0-0	.000	0	0	1-0	1.000	24	17	0-0	1-0	0-0	0-0	0-0	0-0	W1
Missouri	0-0	.000	0	0	1-0	1.000	72	43	1-0	0-0	0-0	0-0	0-0	0-0	W1
South Carolina	0-0	.000	0	0	1-0	1.000	35	28	0-0	0-0	1-0	0-0	0-0	0-0	W1
Tennessee	0-0	.000	0	0	1-0	1.000	42	41	0-0	0-0	1-0	0-0	0-0	0-0	W1
Vanderbilt	0-0	.000	0	0	1-0	1.000	28	6	0-0	1-0	0-0	0-0	0-0	0-0	W1
Florida	0-0	.000	0	0	0-1	.000	17	33	0-0	0-0	0-1	0-0	0-1	0-1	L1

WESTERN DIVISION

	SEC	Pct.	PF	PA	Overall	Pct.	PF	PA	Home	Away	Neutral	vs. Div.	Top 25	Top 10	Streak
Alabama	0-0	.000	0	0	1-0	1.000	24	7	0-0	0-0	1-0	0-0	1-0	1-0	W1
Arkansas	0-0	.000	0	0	1-0	1.000	49	7	1-0	0-0	0-0	0-0	0-0	0-0	W1
Auburn	0-0	.000	0	0	1-0	1.000	41	7	1-0	0-0	0-0	0-0	0-0	0-0	W1
LSU	0-0	.000	0	0	1-0	1.000	27	0	0-0	0-0	1-0	0-0	0-0	0-0	W1
Ole Miss	0-0	.000	0	0	1-0	1.000	47	27	1-0	0-0	0-0	0-0	0-0	0-0	W1
Mississippi State	0-0	.000	0	0	1-0	1.000	49	0	1-0	0-0	0-0	0-0	0-0	0-0	W1
Texas A&M	0-0	.000	0	0	0-1	.000	44	45	0-0	0-1	0-0	0-0	0-0	0-0	L1

NOTES:

vs. Top 25 - Record vs. teams in Top 25 (AP, USA Today) when game was played; Teams listed in alphabetical order unless tie-breaker applicable

WEEK 2 IN THE SEC

SATURDAY, SEPT. 9

UT-Martin (1-0) at Ole Miss (1-0, 0-0 SEC) 11 a.m. CT • SEC Network Alternate Channel	Series: First Meeting
Oxford, Miss. • Vaught-Hemingway Stadium (64,038)	Sirius: 138 • XM: 191
Eastern Kentucky (0-1) at Kentucky (1-0, 0-0 SEC) Noon ET • SEC Network	Series: UK leads, 4-0
Lexington, Ky. • Kroger Field (61,000)	Sirius: 137 • XM: 190
Fresno State (1-0) at Alabama (1-0, 0-0 SEC) 2:30 p.m. CT • ESPN2	Series: First Meeting
Tuscaloosa, Ala. • Bryant-Denny Stadium (101,821)	Sirius: 138 • XM: 191
TCU (1-0) at Arkansas (1-0, 0-0 SEC) 2:30 p.m. CT • CBS	Series: ARK leads, 44-23-2
Fayetteville, Ark. • Donald W. Reynolds Razorback Stadium (72,000)	Sirius: 99 • XM: 192
Indiana State (0-1) at Tennessee (1-0, 0-0 SEC) 4 p.m. ET • SEC Network	Series: First Meeting
Knoxville, Tenn. • Neyland Stadium (102,455)	Sirius: 137 • XM: 190
Alabama A&M (0-1) at Vanderbilt (1-0, 0-0 SEC) 3 p.m. CT • SEC Network Alternate Channel	Series: First Meeting
Nashville, Tenn. • Vanderbilt Stadium (40,350)	Sirius: 127 • XM: 207
Nicholls (1-0) at Texas A&M (0-1, 0-0 SEC) 6 p.m. CT • ESPNU	Series: First Meeting
College Station, Texas • Kyle Field (102,512)	Sirius: 109 • XM: 203

Auburn (1-0, 0-0 SEC) at Clemson (1-0) 6 p.m. CT • ESPN	Series: AU leads, 34-14-2
Clemson, S.C. • Memorial Stadium (81,500)	Sirius: 81 • XM: 81
South Carolina (1-0, 0-0 SEC) at Missouri (1-0, 0-0 SEC) 6 p.m. CT • ESPN2	Series: MIZ leads, 4-3 Last: SC, 31-21 (at Columbia, SC)
Columbia, Mo. • Memorial Stadium - Faurot Field (71,168)	Sirius: 138 • XM: 191
Northern Colorado (1-0) at Florida (0-1, 0-0 SEC) 7:30 p.m. ET • SEC Network	Series: First Meeting
Gainesville, Fla. • Ben Hill Griffin Stadium (88,548)	Sirius: 137 • XM: 190
Georgia (1-0, 0-0 SEC) at Notre Dame (1-0) 7:30 p.m. ET • NBC	Series: UGA leads, 1-0
South Bend, Ind. • Notre Dame Stadium (80,795)	Sirius: 129 • XM: 129
UT-Chattanooga (0-1) at LSU (1-0, 0-0 SEC) 6:30 p.m. CT • SEC Network Alternate Channel	Series: LSU leads, 1-0
Baton Rouge, La. • Tiger Stadium (102,321)	Sirius: 99 • XM: 192
Mississippi State (1-0, 0-0 SEC) at Louisiana Tech (1-0) 6:30 p.m. CT • CBS Sports Network	Series: MSU leads, 9-3
Ruston, La. • Joe Aillet Stadium (28,019)	Sirius: 134 • XM: 201



SECsports.com • CollegePressBox.com • SECsportsMedia.com • @SEC



SEC on Facebook, Instagram, Shapchat

#ItJustMeansMore



2017 SEC Football

2017 SOUTHEASTERN CONFERENCE TEAM SCHEDULES AND RESULTS

ALABAMA CRIMSON TIDE (1-0, 0-0 SEC)

Home Stadium: Bryant-Denny Stadium (101,821)

Sept. 2	vs. Florida State (Atlanta)	W, 24-7	ABC	76,330
Sept. 9	FRESNO STATE	ESPN2		2:30 p.m. CT
Sept. 16	COLORADO STATE	ESPN		6 p.m. CT
Sept. 23	at Vanderbilt			
Sept. 30	OLE MISS			
Oct. 7	at Texas A&M			
Oct. 14	ARKANSAS			
Oct. 21	TENNESSEE			
Oct. 28	Open date			
Nov. 4	LSU			
Nov. 11	at Mississippi State			
Nov. 18	MERCER			
Nov. 25	at Auburn			

ARKANSAS RAZORBACKS (1-0, 0-0 SEC)

Home Stadium(s): Reynolds Razorback (72,000); War Memorial (54,120)

Aug. 31 (Thurs.)	FLORIDA A&M (Little Rock)	W, 49-7	SEC Network	36,055
Sept. 9	TCU	CBS		2:30 p.m. CT
Sept. 16	Open date			
Sept. 23	vs. Texas A&M (Arlington)			
Sept. 30	NEW MEXICO STATE			
Oct. 7	at South Carolina			
Oct. 14	at Alabama			
Oct. 21	AUBURN			
Oct. 28	at Ole Miss			
Nov. 4	COASTAL CAROLINA			
Nov. 11	at LSU			
Nov. 18	MISSISSIPPI STATE			
Nov. 24	MISSOURI	CBS		1:30 p.m. CT

AUBURN TIGERS (1-0, 0-0 SEC)

Home Stadium: Jordan-Hare Stadium (87,451)

Sept. 2	GEORGIA SOUTHERN	W, 41-7	SEC Network	87,451
Sept. 9	at Clemson	ESPN		6 p.m. CT
Sept. 16	MERCER	SEC Network		3 p.m. CT
Sept. 23	at Missouri			
Sept. 30	MISSISSIPPI STATE			
Oct. 7	OLE MISS			
Oct. 14	at LSU			
Oct. 21	at Arkansas			
Oct. 28	Open date			
Nov. 4	at Texas A&M			
Nov. 11	GEORGIA			
Nov. 18	LOUISIANA-MONROE			
Nov. 25	ALABAMA			

FLORIDA GATORS (0-1, 0-0 SEC)

Home Stadium: Steve Spurrier-Florida Field at Ben Hill Griffin Stadium (88,548)

Sept. 2	vs. Michigan (Arlington)	L, 17-33	ABC	75,802
Sept. 9	NORTHERN COLORADO	SEC Network		7:30 p.m. ET
Sept. 16	TENNESSEE	CBS		3:30 p.m. ET
Sept. 23	at Kentucky			
Sept. 30	VANDERBILT			
Oct. 7	LSU			
Oct. 14	TEXAS A&M			
Oct. 21	Open date			
Oct. 28	vs. Georgia (Jacksonville)	CBS		3:30 p.m. ET
Nov. 4	at Missouri			
Nov. 11	at South Carolina			
Nov. 18	UAB			
Nov. 25	FLORIDA STATE			

GEORGIA BULLDOGS (1-0, 0-0 SEC)

Home Stadium: Sanford Stadium (92,746)

Sept. 2	APPALACHIAN STATE	W, 31-10	ESPN	92,746
Sept. 9	at Notre Dame	NBC		7:30 p.m. ET
Sept. 16	SAMFORD	SEC Network		7:30 p.m. ET
Sept. 23	MISSISSIPPI STATE			
Sept. 30	at Tennessee			
Oct. 7	at Vanderbilt			
Oct. 14	MISSOURI			
Oct. 21	Open date			
Oct. 28	vs. Florida (Jacksonville)	CBS		3:30 p.m. ET
Nov. 4	SOUTH CAROLINA			
Nov. 11	at Auburn			
Nov. 18	KENTUCKY			
Nov. 25	at Georgia Tech			

KENTUCKY WILDCATS (1-0, 0-0 SEC)

Home Stadium: Kroger Field (61,000)

Sept. 2	at Southern Mississippi	W, 24-17	CBS Sports Net	22,761
Sept. 9	EASTERN KENTUCKY	SEC Network		Noon ET
Sept. 16	at South Carolina	SEC Network		7:30 p.m. ET
Sept. 23	FLORIDA			
Sept. 30	EASTERN MICHIGAN			
Oct. 7	MISSOURI			
Oct. 14	Open date			
Oct. 21	at Mississippi State			
Oct. 28	TENNESSEE			
Nov. 4	OLE MISS			
Nov. 11	at Vanderbilt			
Nov. 18	at Georgia			
Nov. 25	LOUISVILLE			

LSU TIGERS (1-0, 0-0 SEC)

Home Stadium: Tiger Stadium (102,321)

Sept. 2	vs. BYU (New Orleans)	W, 27-0	ESPN	53,826
Sept. 9	UT-CHATTANOOGA	SEC Network		6:30 p.m. CT
Sept. 16	at Mississippi State	TBD		6 p.m. CT
Sept. 23	SYRACUSE			
Sept. 30	TROY			
Oct. 7	at Florida			
Oct. 14	AUBURN			
Oct. 21	at Ole Miss			
Oct. 28	Open date			
Nov. 4	at Alabama			
Nov. 11	ARKANSAS			
Nov. 18	at Tennessee			
Nov. 25	TEXAS A&M			

OLE MISS REBELS (1-0, 0-0 SEC)

Home Stadium: Vaught-Hemingway Stadium (64,038)

Sept. 2	SOUTH ALABAMA	W, 47-27	ESPNU	62,532
Sept. 9	UT-MARTIN	SEC Network		11 a.m. CT
Sept. 16	at California	ESPN		9:30 p.m. CT
Sept. 23	Open date			
Sept. 30	at Alabama			
Oct. 7	at Auburn			
Oct. 14	VANDERBILT			
Oct. 21	LSU			
Oct. 28	ARKANSAS			
Nov. 4	at Kentucky			
Nov. 11	LOUISIANA-LAFAYETTE			
Nov. 18	TEXAS A&M			
Nov. 23 (Thu.)	at Mississippi State	ESPN		6:30 p.m. CT

2017 SEC Football

2017 SOUTHEASTERN CONFERENCE TEAM SCHEDULES AND RESULTS

MISSISSIPPI STATE BULLDOGS (1-0, 0-0 SEC)

Home Stadium: Davis Wade Stadium at Scott Field (61,337)

Sept. 2	CHARLESTON SOUTHERN	W, 49-0	SEC Network	54,215
Sept. 9	at Louisiana Tech		CBS Sports Network	6:30 p.m. CT
Sept. 16	LSU		TBD	6 p.m. CT
Sept. 23	at Georgia			
Sept. 30	at Auburn			
Oct. 7	Open date			
Oct. 14	BYU			
Oct. 21	KENTUCKY			
Oct. 28	at Texas A&M			
Nov. 4	UMASS			
Nov. 11	ALABAMA			
Nov. 18	at Arkansas			
Nov. 23 (Thu.)	OLE MISS		ESPN	6:30 p.m. CT

MISSOURI TIGERS (1-0, 0-0 SEC)

Home Stadium(s): Memorial Stadium - Faurot Field (71,168)

Sept. 2	MISSOURI STATE	W, 72-43	SEC Network	50,131
Sept. 9	SOUTH CAROLINA		ESPN2	6 p.m. CT
Sept. 16	PURDUE		SEC Network	3 p.m. CT
Sept. 23	AUBURN			
Sept. 30	Open date			
Oct. 7	at Kentucky			
Oct. 14	at Georgia			
Oct. 21	IDAHO			
Oct. 28	at UConn			
Nov. 4	FLORIDA			
Nov. 11	TENNESSEE			
Nov. 18	at Vanderbilt			
Nov. 24	at Arkansas			

SOUTH CAROLINA GAMECOCKS (1-0, 0-0 SEC)

Home Stadium: Williams-Brice Stadium (80,250)

Sept. 2	vs. NC State (Charlotte)	W, 35-28	ESPN	50,367
Sept. 9	at Missouri		ESPN2	7 p.m. ET
Sept. 16	KENTUCKY		SEC Network	7:30 p.m. ET
Sept. 23	LOUISIANA TECH			
Sept. 30	at Texas A&M			
Oct. 7	ARKANSAS			
Oct. 14	at Tennessee			
Oct. 21	Open date			
Oct. 28	VANDERBILT			
Nov. 4	at Georgia			
Nov. 11	FLORIDA			
Nov. 18	WOFFORD			
Nov. 25	CLEMSON			

TENNESSEE VOLUNTEERS (1-0, 0-0 SEC)

Home Stadium: Neyland Stadium (102,455)

Sept. 4 (Mon.)	vs. Georgia Tech (Atlanta)	W, 42-41 [2OT]	ESPN	75,107
Sept. 9	INDIANA STATE		SEC Network	4 p.m. ET
Sept. 16	at Florida		CBS	3:30 p.m. ET
Sept. 23	UMASS			
Sept. 30	GEORGIA			
Oct. 7	Open date			
Oct. 14	SOUTH CAROLINA			
Oct. 21	at Alabama			
Oct. 28	at Kentucky			
Nov. 4	SOUTHERN MISS			
Nov. 11	at Missouri			
Nov. 18	LSU			
Nov. 25	VANDERBILT			

TEXAS A&M AGGIES (0-1, 0-0 SEC)

Home Stadium: Kyle Field (102,512)

Sept. 3 (Sun.)	at UCLA	L, 44-45	FOX	64,635
Sept. 9	NICHOLLS		ESPNU	6 p.m. CT
Sept. 16	LOUISIANA-LAFAYETTE		SEC Network	11 a.m. CT
Sept. 23	vs. Arkansas (Arlington)			
Sept. 30	SOUTH CAROLINA			
Oct. 7	ALABAMA			
Oct. 14	at Florida			
Oct. 21	Open date			
Oct. 28	MISSISSIPPI STATE			
Nov. 4	AUBURN			
Nov. 11	NEW MEXICO			
Nov. 18	at Ole Miss			
Nov. 25	at LSU			

VANDERBILT COMMODORES (1-0, 0-0 SEC)

Home Stadium: Vanderbilt Stadium (40,350)

Sept. 2	at Middle Tennessee	W, 28-6	CBS Sports Net	26,717
Sept. 9	ALABAMA A&M		SEC Network	3 p.m. CT
Sept. 16	KANSAS STATE		ESPNU	6:30 p.m. CT
Sept. 23	ALABAMA			
Sept. 30	at Florida			
Oct. 7	GEORGIA			
Oct. 14	at Ole Miss			
Oct. 21	Open date			
Oct. 28	at South Carolina			
Nov. 4	WESTERN KENTUCKY			
Nov. 11	KENTUCKY			
Nov. 18	MISSOURI			
Nov. 25	at Tennessee			

Team's AP & USA Today Rankings Listed Before Opponent's Name & Opponents' Rankings Listed after its Name (at time of game)

December 2 • SEC Football Championship Game • Atlanta • Mercedes-Benz Stadium • 4 p.m. ET • CBS Sports

* - SEC Game

2017 SEC WEEK-BY-WEEK SCHEDULES AND RESULTS

Aug. 31 (Thursday)

Arkansas 49, FAMU 7 (Little Rock) [TV: 5-6] (36,055)

Sept. 2

Alabama 24, Florida State 7 (Atlanta) [TV: 8] (76,330)

Auburn 41, GA Southern 7 [TV: 5-6] (87,451)

Michigan 33, Florida 17 (Arlington) [TV: 8] (75,802)

Georgia 31, Appalachian State 10 [TV: 2-6] (92,746)

Kentucky 24, Southern Miss 17 [TV: 11] (22,761)

LSU 27, BYU 0 (New Orleans) [TV: 2-6] (53,826)

Ole Miss 47, South Alabama 27 [TV: 4-6] (62,532)

Mississippi State 49, Charleston South.0 [TV: 5-6] (54,215)

Missouri 72, Missouri State 43 [5-6] (50,131)

S. Carolina 35, NC State 28 (Charlotte) [TV: 2-6] (50,367)

Vanderbilt 28, Middle Tennessee 6 [TV: 11] (26,717)

Sept. 3 (Sunday)

UCLA 45, Texas A&M 44 [TV: 12] (64,635)

Sept. 4 (Monday)

Tennessee 42, Ga. Tech 41 20T (Atlanta) [TV: 2-6] (75,107)

Sept. 9

Fresno State at Alabama [TV: 3-6] (2:30 p.m. CT)

TCU at Arkansas [TV: 1] (2:30 p.m. CT)

Auburn at Clemson [TV: 2-6] (6 p.m. CT)

N. Colorado at Florida [TV: 5-6] (7:30 p.m. CT)

Georgia at Notre Dame [TV: 13] (7:30 p.m. ET)

Eastern Kentucky at Kentucky [TV: 5-6] (Noon ET)

UT Chattanooga at LSU [TV: 5-6] (6:30 p.m. CT)

UT Martin at Ole Miss [TV: 5-6] (11 a.m. CT)

Mississippi State at Louisiana Tech [TV: 11] (6:30 p.m. CT)

*South Carolina at Missouri [TV: 3-6] (6 p.m. CT)

Indiana State at Tennessee [TV: 5-6] (4 p.m. ET)

Nicholls at Texas A&M [TV: 4-6] (6 p.m. CT)

Alabama A&M at Vanderbilt [TV: 5-6] (3 p.m. CT)

Sept. 16

Colorado State at Alabama [2-6] (6 p.m. CT)

Mercer at Auburn [TV: 5-6] (3 p.m. CT)

*Tennessee at Florida [TV: 1] (3:30 p.m. ET)

Samford at Georgia [TV: 5-6] (7:30 p.m. ET)

Ole Miss at California [TV: 2-6] (9:30 p.m. CT)

*LSU at Mississippi State [TV: TBA] (6 p.m. CT)

Purdue at Missouri [TV: 5-6] (3 p.m. CT)

*Kentucky at South Carolina [TV: 5-6] (7:30 p.m. ET)

ULL at Texas A&M [TV: 5-6] (11 a.m. CT)

Kansas State at Vanderbilt [TV: 4-6] (6:30 p.m. CT)

Sept. 23

Arkansas vs. Texas A&M (Arlington)

*Mississippi State at Georgia

*Florida at Kentucky

Syracuse at LSU

*Auburn at Missouri

Louisiana Tech at South Carolina

UMass at Tennessee

*Alabama at Vanderbilt

Sept. 30

*Ole Miss at Alabama

New Mexico State at Arkansas

*Mississippi State at Auburn

*Vanderbilt at Florida

Eastern Michigan at Kentucky

Troy at LSU

*Georgia at Tennessee

*South Carolina at Texas A&M

Oct. 7

*Ole Miss at Auburn

*Missouri at Kentucky

*LSU at Florida

*Arkansas at South Carolina

*Alabama at Texas A&M

*Georgia at Vanderbilt

Oct. 14

*Arkansas at Alabama

*Texas A&M at Florida

*Missouri at Georgia

*Auburn at LSU

*Vanderbilt at Ole Miss

BYU at Mississippi State

*South Carolina at Tennessee

Oct. 21

*Tennessee at Alabama

*Auburn at Arkansas

*LSU at Ole Miss

*Kentucky at Mississippi State

Idaho at Missouri

Oct. 28

*Georgia vs. Florida (Jacksonville) [TV: 1] (3:30 p.m. ET)

*Tennessee at Kentucky

*Arkansas at Ole Miss

Missouri at UConn

*Vanderbilt at South Carolina

*Mississippi State at Texas A&M

Nov. 4

*LSU at Alabama

Coastal Carolina at Arkansas

*South Carolina at Georgia

*Ole Miss at Kentucky

UMass at Mississippi State

*Florida at Missouri

Southern Miss at Tennessee

*Auburn at Texas A&M

Western Kentucky at Vanderbilt

Nov. 11

*Georgia at Auburn

*Arkansas at LSU

Louisiana-Lafayette at Ole Miss

*Alabama at Mississippi State

*Tennessee at Missouri

*Florida at South Carolina

New Mexico at Texas A&M

*Kentucky at Vanderbilt

Nov. 18

Mercer at Alabama

*Mississippi State at Arkansas

Louisiana-Monroe at Auburn

UAB at Florida

*Kentucky at Georgia

*Texas A&M at Ole Miss

Wofford at South Carolina

*LSU at Tennessee

*Missouri at Vanderbilt

Nov. 23 (Thursday)

*Ole Miss at Mississippi State [TV: 2-6] (6:30 p.m. CT)

Nov. 24

*Missouri at Arkansas [TV: 1] (1:30 p.m. CT)

Nov. 25

*Alabama at Auburn

Florida State at Florida

Georgia at Georgia Tech

Louisville at Kentucky

*Texas A&M at LSU

Clemson at South Carolina

*Vanderbilt at Tennessee

Dec. 2

SEC Football Championship (Atlanta) [TV: 1] (4 p.m. CT)

* SEC Game

Home team game time listed. Home team underlined.

SEC team game time listed if non-conference game.



2017 SEC FOOTBALL SCHEDULE

(Tentative and Subject to Change)



Date Team	Sept. 2	Sept. 9	Sept. 16	Sept. 23	Sept. 30	Oct. 7	Oct. 14	Oct. 21	Oct. 28	Nov. 4	Nov. 11	Nov. 18	Nov. 25
ALABAMA	FLORIDA STATE Atlanta	FRESNO STATE Tuscaloosa	COLORADO STATE Tuscaloosa	VANDERBILT Nashville	OLE MISS Tuscaloosa	TEXAS A&M College Station	ARKANSAS Tuscaloosa	TENNESSEE Tuscaloosa		LSU Tuscaloosa	MISSISSIPPI STATE Starkville	MERCER Tuscaloosa	AUBURN Auburn
ARKANSAS	FLORIDA A&M Little Rock (Aug. 31)	TCU Fayetteville	MERCER Auburn	TEXAS A&M Arlington	NEW MEXICO STATE Fayetteville	SOUTH CAROLINA Columbia	ALABAMA Tuscaloosa	AUBURN Fayetteville	OLE MISS Oxford	COASTAL CAROLINA Fayetteville	LSU Baton Rouge	MISSISSIPPI STATE Fayetteville	MISSOURI Fayetteville (Nov. 24)
AUBURN	GEORGIA SOUTHERN Auburn	CLEMSON Clemson	MERCER Auburn	MISSOURI Columbia	MISSISSIPPI STATE Auburn	OLE MISS Auburn	LSU Baton Rouge	ARKANSAS Fayetteville		TEXAS A&M College Station	GEORGIA Auburn	LOUISIANA-MONROE Auburn	ALABAMA Auburn
FLORIDA	MICHIGAN Arlington	NORTHERN COLORADO Gainesville	TENNESSEE Gainesville	KENTUCKY Lexington	VANDERBILT Gainesville	LSU Gainesville	TEXAS A&M Gainesville		GEORGIA Jacksonville	MISSOURI Columbia	SOUTH CAROLINA Columbia	UAB Gainesville	FLORIDA STATE Gainesville
GEORGIA	APPALACHIAN STATE Athens	NOTRE DAME South Bend	SAMFORD Athens	MISSISSIPPI STATE Athens	TENNESSEE Knoxville	VANDERBILT Nashville	MISSOURI Athens		FLORIDA Jacksonville	SOUTH CAROLINA Athens	AUBURN Auburn	KENTUCKY Athens	GEORGIA TECH Atlanta
KENTUCKY	SOUTHERN MISS Hattiesburg	EASTERN KENTUCKY Lexington	SOUTH CAROLINA Columbia	FLORIDA Lexington	EASTERN MICHIGAN Lexington	MISSOURI Lexington		MISSISSIPPI STATE Starkville	TENNESSEE Lexington	OLE MISS Lexington	VANDERBILT Nashville	GEORGIA Athens	LOUISVILLE Lexington
LSU	BYU Houston	CHATTANOOGA Baton Rouge	MISSISSIPPI STATE Starkville	SYRACUSE Baton Rouge	TROY Baton Rouge	FLORIDA Gainesville	AUBURN Baton Rouge	OLE MISS Oxford		ALABAMA Tuscaloosa	ARKANSAS Baton Rouge	TENNESSEE Knoxville	TEXAS A&M Baton Rouge
OLE MISS	SOUTH ALABAMA Oxford	UT MARTIN Oxford	CALIFORNIA Berkeley		ALABAMA Tuscaloosa	AUBURN Auburn	VANDERBILT Oxford	LSU Oxford	ARKANSAS Oxford	KENTUCKY Lexington	LOUISIANA-LAFAYETTE Oxford	TEXAS A&M Oxford	MISSISSIPPI STATE Starkville (Nov. 23)
MISSISSIPPI STATE	CHARLESTON SOUTHERN Starkville	LOUISIANA TECH Ruston	LSU Starkville	GEORGIA Athens	AUBURN Auburn		BYU Starkville	KENTUCKY Starkville	TEXAS A&M College Station	UMASS Starkville	ALABAMA Starkville	ARKANSAS Fayetteville	OLE MISS Starkville (Nov. 23)
MISSOURI	MISSOURI STATE Columbia	SOUTH CAROLINA Columbia, Mo.	PURDUE Columbia	AUBURN Columbia	GEORGIA Knoxville	KENTUCKY Lexington	GEORGIA Athens	IDAHO Columbia	UCONN East Hartford	FLORIDA Columbia	TENNESSEE Columbia	VANDERBILT Nashville	ARKANSAS Fayetteville (Nov. 24)
SOUTH CAROLINA	NC STATE Charlotte	MISSOURI Columbia, Mo.	KENTUCKY Columbia	LOUISIANA TECH Columbia	TEXAS A&M College Station	ARKANSAS Columbia	TENNESSEE Knoxville		VANDERBILT Columbia	GEORGIA Athens	FLORIDA Columbia	WOFFORD Columbia	CLEMSON Columbia
TENNESSEE	GEORGIA TECH Atlanta (Sept. 4)	INDIANA STATE Knoxville	FLORIDA Gainesville	UMASS Knoxville	GEORGIA Knoxville		SOUTH CAROLINA Knoxville	ALABAMA Tuscaloosa	KENTUCKY Lexington	SOUTHERN MISS Knoxville	MISSOURI Columbia	LSU Knoxville	VANDERBILT Knoxville
TEXAS A&M	UCLA Pasadena (Sept. 3)	NICHOLLS College Station	LOUISIANA-LAFAYETTE College Station	ARKANSAS Arlington	SOUTH CAROLINA College Station	ALABAMA College Station	FLORIDA Gainesville		MISSISSIPPI STATE College Station	AUBURN College Station	NEW MEXICO College Station	OLE MISS Oxford	LSU Baton Rouge
VANDERBILT	MIDDLE TENNESSEE Murfreesboro	ALABAMA A&M Nashville	KANSAS STATE Nashville	ALABAMA Nashville	FLORIDA Gainesville	GEORGIA Nashville	OLE MISS Oxford		SOUTH CAROLINA Columbia	WESTERN KENTUCKY Nashville	KENTUCKY Nashville	MISSOURI Nashville	TENNESSEE Knoxville

2017 SEC CHAMPIONSHIP GAME • DECEMBER 2 • MERCEDES-BENZ STADIUM • ATLANTA, GA.

Statistical Comparisons



**UT-Martin (1-0)
at Ole Miss (1-0)**

11 a.m. CT | SEC Network Alt.
Series: First Meeting



Last Week

Ole Miss def. South Alabama 47-27
UT Martin def. Clarion 36-0

	UT-Martin	Ole Miss
Rushing Offense	265.0	102.0 (91)
Passing Offense	192.0	429.0 (7)
Total Offense	457.0	531.0 (28)
Scoring Offense	36.0	47.0 (31)
Rushing Defense	93.0	170.0 (89)
Passing Defense	53.0	204.0 (60)
Total Defense	146.0	374.0 (69)
Scoring Defense	0.0	27.0 (78)
Interceptions	2	-
Sacks	1.00	1.00 (72)
Tackles for loss	11.0	6.0 (63)
Turnover margin	0.0	-1.0 (83)

FBS rank in ()



**Eastern Kentucky (0-1)
at Kentucky (1-0)**

Noon ET | SEC Network
Series: UK leads 4-0



Last Week

Kentucky def. Southern Miss 24-17
Western Kentucky def. Eastern Kentucky 31-17

	Eastern Kentucky	Kentucky
Rushing Offense	25.0	78.0 (105)
Passing Offense	320.0	176.0 (97)
Total Offense	345.0	254.0 (112)
Scoring Offense	17.0	24.0 (89)
Rushing Defense	100.0	55.0 (18)
Passing Defense	264.0	309.0 (103)
Total Defense	364.0	364.0 (62)
Scoring Defense	31.0	17.0 (45)
Interceptions	-	-
Sacks	3.0	2.0 (43)
Tackles for loss	9.0	8.0 (34)
Turnover margin	1.0	2.0 (7)

FBS rank in ()



**Fresno State (1-0)
at Alabama (1-0)**

2:30 p.m. CT | ESPN2
Series: First Meeting



Last Week

Alabama def. Florida State 24-7
Fresno State def. Incarnate Word 66-0

	Fresno State	Alabama
Rushing Offense	199.0 (53)	173.0 (59)
Passing Offense	414.0 (11)	96.0 (118)
Total Offense	613.0 (11)	269.0 (108)
Scoring Offense	66.0 (3)	24.0 (89)
Rushing Defense	-30.0 (1)	40.0 (10)
Passing Defense	155.0 (39)	210.0 (65)
Total Defense	125.0 (8)	250.0 (31)
Scoring Defense	0.0 (1)	7.0 (15)
Interceptions	1 (29)	2 (9)
Sacks	2.0 (43)	2.0 (24)
Tackles for loss	9.0 (20)	9.0 (20)
Turnover margin	2.0 (7)	3.0 (1)

FBS rank in ()



**TCU (1-0)
at Arkansas (1-0)**

2:30 p.m. CT | CBS
Series: ARK leads 44-23-2




Last Week

Arkansas def. Florida A&M 49-7
TCU def. Jackson State 63-0


	TCU	Arkansas
Rushing Offense	242.0 (36)	236.0 (38)
Passing Offense	300.0 (32)	179.0 (95)
Total Offense	542.0 (25)	415.0 (73)
Scoring Offense	63.0 (5)	49.0 (26)
Rushing Defense	24.0 (7)	80.0 (39)
Passing Defense	41.0 (6)	95.0 (17)
Total Defense	65.0 (2)	175.0 (14)
Scoring Defense	0.0 (1)	7.0 (15)
Interceptions	1 (29)	-
Sacks	5.0 (7)	3.0 (24)
Tackles for loss	15.0 (1)	6.0 (63)
Turnover margin	1.0 (28)	0.0 (55)

FBS rank in ()

Statistical Comparisons




**Indiana State (0-1)
at Tennessee (1-0)**
4 p.m. ET | SEC Network
Series: First Meeting




Last Week
Tennessee def. Georgia Tech 42-41 (20T)
Eastern Illinois def. Indiana State 22-20

	Indiana State	Tennessee
Rushing Offense	160.0	148.0 (72)
Passing Offense	133.0	221.0 (68)
Total Offense	293.0	369.0 (80)
Scoring Offense	20.0	42.0 (38)
Rushing Defense	76.0	535.0 (127)
Passing Defense	202.0	120.0 (26)
Total Defense	278.0	655.0 (124)
Scoring Defense	22.0	41.0 (103)
Interceptions	-	-
Sacks	5.0	-
Tackles for loss	7.0	1.0 (125)
Turnover margin	-2.0	2.0 (7)

FBS rank in ()




**Alabama A&M (0-1)
at Vanderbilt (1-0)**
3 p.m. CT | SEC Network Alt.
Series: First Meeting




Last Week
Vanderbilt def. Middle Tennessee 28-6
UAB def. Alabama A&M 38-7

	Alabama A&M	Vanderbilt
Rushing Offense	45.0	71.0 (110)
Passing Offense	138.0	296.0 (34)
Total Offense	183.0	367.0 (83)
Scoring Offense	7.0	28.0 (77)
Rushing Defense	259.0	49.0 (14)
Passing Defense	165.0	166.0 (42)
Total Defense	424.0	215.0 (20)
Scoring Defense	38.0	6.0 (12)
Interceptions	-	1 (29)
Sacks	3.0	5.0 (7)
Tackles for loss	7.0	10.0 (14)
Turnover margin	0.0	1.0 (28)

FBS rank in ()




**Nicholls (1-0)
at Texas A&M (0-1)**
6 p.m. CT | ESPNU
Series: First Meeting




Last Week
UCLA def. Texas A&M 45-44
Nicholls def. McNeese State 37-35

	Nicholls	Texas A&M
Rushing Offense	91.0	382.0 (8)
Passing Offense	213.0	89.0 (122)
Total Offense	304.0	471.0 (51)
Scoring Offense	37.0	44.0 (35)
Rushing Defense	194.0	63.0 (25)
Passing Defense	238.0	491.0 (126)
Total Defense	432.0	554.0 (114)
Scoring Defense	35.0	45.0 (112)
Interceptions	2	-
Sacks	4.0	3.0 (24)
Tackles for loss	9.0	5.0 (78)
Turnover margin	-1.0	3.0 (1)

FBS rank in ()



**Auburn (1-0)
at Clemson (1-1)**
7 p.m. ET | ESPN
Series: AU leads 34-14-2



Last Week
Auburn def. Georgia Southern 41-7
Clemson def. Kent State 56-3

	Auburn	Clemson
Rushing Offense	351.0 (10)	353.0 (9)
Passing Offense	184.0 (91)	312.0 (28)
Total Offense	535.0 (26)	665.0 (5)
Scoring Offense	7.0 (15)	56.0 (16)
Rushing Defense	70.0 (29)	119.0 (60)
Passing Defense	8.0 (2)	1.0 (1)
Total Defense	78.0 (3)	120.0 (7)
Scoring Defense	7.0 (15)	3.0 (9)
Interceptions	1 (29)	-
Sacks	5.0 (7)	-
Tackles for loss	12.0 (4)	5.0 (78)
Turnover margin	-2.0 (105)	-1.0 (83)

FBS rank in ()

Statistical Comparisons



**South Carolina (1-0)
at Missouri (1-0)**
6 p.m. CT | ESPN2
Series: MIZ leads 4-3



Last Week

South Carolina def. N.C. State 35-28
Missouri def. Missouri State 72-43

	South Carolina	Missouri
Rushing Offense	31.0 (125)	294.0 (18)
Passing Offense	215.0 (74)	521.0 (1)
Total Offense	246.0 (115)	815.0 (1)
Scoring Offense	35.0 (56)	72.0 (2)
Rushing Defense	89.0 (47)	139.0 (72)
Passing Defense	415.0 (120)	353.0 (111)
Total Defense	504.0 (104)	492.0 (102)
Scoring Defense	28.0 (81)	43.0 (108)
Interceptions	-	1 (29)
Sacks	4.0 (15)	4.0 (15)
Tackles for loss	11.0 (9)	12.0 (4)
Turnover margin	1.0 (28)	0.0 (55)

FBS rank in ()



**Northern Colorado (1-0)
at Florida (0-1)**
7:30 p.m. ET | SEC Network
Series: First Meeting



Last Week

Michigan def. Florida 33-16
Northern Colorado def. College of Idaho 41-14

	Northern Colorado	Florida
Rushing Offense	159.0	11.0 (127)
Passing Offense	249.0	181.0 (94)
Total Offense	408.0	192.0 (123)
Scoring Offense	41.0	17.0 (104)
Rushing Defense	215.0	215.0 (96)
Passing Defense	121.0	218.0 (69)
Total Defense	336.0	433.0 (87)
Scoring Defense	14.0	33.0 (93)
Interceptions	2	2 (9)
Sacks	3.0	5.0 (7)
Tackles for loss	4.0	11.0 (9)
Turnover margin	2.0	-1.0 (83)

FBS rank in ()



**Georgia (1-0)
at Notre Dame (1-0)**
7:30 p.m. ET | NBC
Series: UGA leads 1-0



Last Week

Georgia def. Appalachian State 31-10
Notre Dame def. Temple 49-16

	Georgia	Notre Dame
Rushing Offense	221.0 (44)	85.0 (43)
Passing Offense	147.0 (107)	184.0 (91)
Total Offense	368.0 (81)	606.0 (12)
Scoring Offense	31.0 (62)	49.0 (26)
Rushing Defense	136.0 (69)	85.0 (43)
Passing Defense	148.0 (37)	245.0 (82)
Total Defense	284.0 (43)	330.0 (52)
Scoring Defense	10.0 (26)	16.0 (41)
Interceptions	-	-
Sacks	1.0 (72)	3.0 (24)
Tackles for loss	7.0 (50)	11.0 (9)
Turnover margin	-2.0 (105)	0.0 (55)

FBS rank in ()



**Chattanooga (0-1)
at LSU (1-0)**
6:30 p.m. CT | SEC Network Alt.
Series: LSU leads 1-0



Last Week

LSU def. BYU 27-0
Chattanooga: Bye

	Chattanooga	LSU
Rushing Offense	76.0	296.0 (16)
Passing Offense	218.0	183.0 (93)
Total Offense	294.0	479.0 (47)
Scoring Offense	13.0	27.0 (84)
Rushing Defense	184.0	-5.0 (2)
Passing Defense	182.0	102.0 (22)
Total Defense	366.0	97.0 (5)
Scoring Defense	27.0	0.0 (1)
Interceptions	2	1 (29)
Sacks	-	3.0 (24)
Tackles for loss	5.0	3.0 (108)
Turnover margin	-1.0	1.0 (28)

FBS rank in ()

Statistical Comparisons



**Mississippi State (1-0)
at Louisiana Tech (1-0)**

6:30 p.m. CT | CBS Sports Network
Series: MSU leads 9-3



Last Week

Mississippi State def. Charleston Southern 49-0

Louisiana Tech def. Northwestern State 52-24

	Mississippi State	Louisiana Tech
Rushing Offense	281.0 (21)	221.0 (44)
Passing Offense	274.0 (45)	276.0 (44)
Total Offense	555.0 (20)	389.0 (73)
Scoring Offense	49.0 (26)	52.0 (20)
Rushing Defense	18.0 (6)	133.0 (67)
Passing Defense	15.0 (3)	256.0 (85)
Total Defense	33.0 (1)	389.0 (73)
Scoring Defense	0.0 (1)	24.0 (65)
Interceptions	-	2 (9)
Sacks	1.0 (72)	3.0 (24)
Tackles for loss	10.0 (14)	6.0 (63)
Turnover margin	0.0 (55)	0.0 (55)

FBS rank in ()

SEC SCHOOL WEEKLY PRESS CONFERENCES (*Streamed live on SEC Network +*)

(Some schools may not have a press conference prior to open date weekend.)

ALABAMA – Game week Mondays at Noon CT in the Naylor Stone Media Room.

ARKANSAS – Game week Mondays at Noon CT in the press conference room inside the Fred W. Smith Football Center.

AUBURN – Game week Tuesdays 11:15 a.m. CT in Auburn Athletic Complex Auditorium. Also available via teleconference (same information as below).

FLORIDA – Game week Mondays in the pressbox of Ben Hill Griffin Stadium (McElwain - approx. 11:45 a.m. ET with players after). Video replay at FloridaGators.com/Watch.

GEORGIA – Game week Mondays from noon ET to 1 p.m. At Butts-Mehre team meeting room.

KENTUCKY – Game week Mondays at Noon ET in the Kroger Field Media Room.

LSU – Game week Mondays from 12:30 – 1:15 p.m. CT in Lawto Room in Tiger Stadium.

OLE MISS - Game week Mondays at 11:30 a.m. CT in Team Meeting Room of Manning Center.

MISSISSIPPI STATE – Game week Mondays at 1 p.m. CT in the media room on the third floor of the Leo Seal Jr. Football Complex.

MISSOURI - Game week Mondays at 3:30 p.m. CT in MATC Complex (Coach 3:30 / Players 4:00).

SOUTH CAROLINA – Game week Tuesdays at 1 p.m. ET, Media Interview Room, Williams-Brice Stadium.

TENNESSEE – Game week Mondays at Noon ET, Ray and Lucy Hand Digital Studio in Brenda Lawson Center.

TEXAS A&M - Game week Tuesdays beginning around 11 am CT, Kyle Field Media Center. (Head coach and coordinators begin at 12 noon and will be streamed live at 12thMan.com)

VANDERBILT – Game week Tuesdays at Noon CT in the McGugin Center.

SEC SCHOOL WEEKLY TELECONFERENCES

(Contact school's SID office for additional teleconference information. Phone numbers are confidential and for media use only. Some schools may not have a teleconference prior to open date weekend.)

ALABAMA - Coach Saban participates in the weekly SEC media teleconference.

ARKANSAS - Coach Bielema participates in the weekly SEC media teleconference.

AUBURN - Coach Malzahn participates in the weekly SEC media teleconference.

FLORIDA - Coach McElwain participates in the weekly SEC media teleconference.

GEORGIA - Coach Smart participates in the weekly SEC media teleconference.

KENTUCKY - Coach Stoops participates in the weekly SEC media teleconference.

LSU - Coach Orgeron participates in the weekly SEC media teleconference.

OLE MISS - Mondays at 11:30 a.m. CT at (515) 603-3158, code 839196# for Luke

MISSISSIPPI STATE - Coach Mullen participates in the weekly SEC media teleconference.

MISSOURI - Coach Odom participates in the weekly SEC media teleconference.

SOUTH CAROLINA - Sundays 7 p.m. ET at 800-753-1965; Access code 777 1579 for Muschamp.

TENNESSEE - Coach Jones participates in the weekly SEC media teleconference.

TEXAS A&M - Coach Sumlin participates in the weekly SEC media teleconference.

VANDERBILT - Coach Mason participates in the weekly SEC media teleconference.

SEC SCHOOL SATELLITE/FTP FEEDS

(Contact school's SID office for copyright and usage information. Some schools may not have a feed prior to open date weekend.)

ALABAMA - Weekly feeds available on FTP. For more information contact Christopher England (cengland@ia.ua.edu).

ARKANSAS - Weekly feeds available on FTP. Contact Michelle Glover (mgllover@uark.edu) or Eric Frey (ericfrey@uark.edu) for more information.

AUBURN - Weekly feeds available on FTP on Tuesdays. Contact Andy Young of AU Athletics Department at (334) 750-6306.

FLORIDA - For information on how to utilize UF's XOS Digital XChange, email Jon Rubin of GatorVision at JonR@gators.ufl.edu. Video will be updated each Monday by 3:30 p.m. ET during the season.

GEORGIA - Weekly following Monday press conferences, Tuesdays following post-practice interviews and following home games. Contact Kim Vachon, UGA sports communications office (kva-chon@sports.uga.edu).

KENTUCKY - Weekly feeds available on FTP. Contact Susan Lax at UK Media Relations (slax0@uky.edu) for information.

LSU - Weekly feeds available via FTP each Monday after 4:30 p.m. CT. Contact Michael Bonnette at mbonnet@lsu.edu for details.

OLE MISS - Weekly feeds available on FTP. Contact Seth Austin at saustin@olemiss.edu for details.

MISSISSIPPI STATE - Weekly feeds available on FTP on Mondays. Please contact Bill Martin at bmartin@athletics.msstate.edu.

MISSOURI - Contact MU Media Relations for additional information.

SOUTH CAROLINA - Weekly feeds available on FTP. Contact Matt Freed at USC Athletics Communications (mfreed@mailbox.sc.edu) for details.

TENNESSEE - Coach Jones' Monday press conference and weekly highlight feeds are available via FTP site. Contact Stephen K. Lee (sklee@utk.edu) for FTP information.

TEXAS A&M - Weekly feeds available on FTP. Contact Adam Quisenberry (aquisenberry@athletics.tamu.edu) for username and password information.

VANDERBILT - Contact VU Media Relations for additional information.

STUDENT-ATHLETE GAME WEEK INTERVIEWS

ALABAMA - Other than the Monday press conference attendees, players will be available by request before practice on Tuesdays and after practice on Wednesdays. Consult weekly media schedule for times and locales.

ARKANSAS - Players will be available by request on Tuesday (defensive players only) and Wednesday (offensive players only) after practice. Please go through UA Communications Office to arrange interviews and check player availability.

AUBURN - Player interviews should be arranged through the Auburn Media Relations Office. The following are the opportunities for player interviews, including phone interviews: Sunday post-practice; Tuesday following Coach Gus Malzahn's press conference. Players are not available Wednesday-Friday.

FLORIDA - Players are available for interviews every Monday at Coach McElwain's weekly press conference as well as Tuesday of game week at the indoor practice facility.

GEORGIA - Players are available at the Monday noon press conference and after practice Tuesdays and Wednesdays.

KENTUCKY - Players available for interviews after practice on Tuesdays and Wednesdays.

LSU - Players are available for interviews following coaches press conference on Monday and after practice on Monday and Tuesday.

OLE MISS - Players available for interviews after practice on Tuesdays and Wednesdays.

MISSISSIPPI STATE - Players are available following Monday and Tuesday practices in the media room on the third floor of the Leo Seal Jr. Football Complex.

MISSOURI - Players are available on Monday at press conference, based on requests received to Chad Moller (moller@missouri.edu) by noon on Sunday.

SOUTH CAROLINA - Tuesdays after practice at Williams-Brice Stadium. Requests for specific players should be submitted by 5 p.m. ET on Sunday.

TENNESSEE - Players are available at Monday press conference and on Tuesday at noon in Ray and Lucy Hand Digital Studio.

TEXAS A&M - Players are available at Tuesday media luncheon. Requests for specific players must be made 24 hours in advance to Alan Cannon (acannon@athletics.tamu.edu). No interviews after Wednesday of game week.

VANDERBILT - Select players are available for interviews after the Wednesday morning practice (approximately 10 am CT). Contact VU SID office to arrange interviews.

SCHOOL WEBSITES

ALABAMA - www.rolltide.com

ARKANSAS - www.arkansasrazorbacks.com

AUBURN - www.auburntigers.com

FLORIDA - www.FloridaGators.com

GEORGIA - www.georgiadogs.com

KENTUCKY - www.ukathletics.com

LSU - www.lsusports.net

OLE MISS - www.olemisssports.com

MISSISSIPPI STATE - www.HailState.com

MISSOURI - www.mutigers.com

SOUTH CAROLINA - www.gamecocksonline.com

TENNESSEE - www.utsports.com

TEXAS A&M - www.12thMan.com

(Media site: www.12thman.com/media)

VANDERBILT - www.vucommadores.com

WEEKLY DAY OFF

ALABAMA - Sunday

ARKANSAS - Monday

AUBURN - Monday (Sunday Week 2 Only)

FLORIDA - Sunday

GEORGIA - Sunday

KENTUCKY - Sunday

LSU - Sunday

OLE MISS - Monday

MISSISSIPPI STATE - Sunday

MISSOURI - Monday

SOUTH CAROLINA - Monday

TENNESSEE - Sunday

TEXAS A&M - Sunday (After Sept. 4)

VANDERBILT - Sunday

SEC IN THE POLLS

Associated Press (Sept. 5)

No.	Team	Record	Points
1	ALABAMA(60)	1-0	1524
2	Ohio State(1)	1-0	1445
3	Clemson	1-0	1317
4	Penn State	1-0	1303
5	Oklahoma	1-0	1253
6	USC	1-0	1224
7	Washington	1-0	1083
8	Michigan	1-0	1051
9	Wisconsin	1-0	979
10	Florida State	0-1	976
11	Oklahoma State	1-0	950
12	LSU	1-0	898
13	AUBURN	1-0	873
14	Stanford	1-0	772
15	GEORGIA	1-0	685
16	Miami	1-0	537
17	Louisville	1-0	529
18	Virginia Tech	1-0	490
19	Kansas State	1-0	398
20	Washington State	1-0	216
21	South Florida	2-0	207
22	FLORIDA	0-1	164
23	TCU	1-0	154
24	Notre Dame	1-0	141
25	TENNESSEE	1-0	124

Others (SEC Only): South Carolina 44, Kentucky 4, Mississippi State 1, Vanderbilt 1.

USA Today Coaches' Poll (Sept. 5)

No.	Team	Record	Points
1	ALABAMA(60)	0-0	1619
2	Ohio State(2)	0-0	1526
3	Clemson(3)	0-0	1466
4	Penn State	0-0	1343
5	USC	0-0	1338
6	Oklahoma	0-0	1274
7	Washington	0-0	1202
8	Michigan	0-0	1105
9	Florida State	0-0	1044
10	Oklahoma State	0-0	1020
11	Wisconsin	0-0	963
12	LSU	0-0	941
13	AUBURN	0-0	863
14	Stanford	0-0	839
15	GEORGIA	0-0	767
16	Louisville	0-0	574
17	Miami	0-0	549
18	Virginia Tech	0-0	502
19	Kansas State	0-0	434
20	South Florida	0-0	257
21	TENNESSEE	0-0	197
22	Washington State	0-0	192
23	Utah	0-0	185
24	FLORIDA	0-0	179
25	Notre Dame	0-0	116

Others (SEC Only): Arkansas 37, Mississippi State 28, South Carolina 8, Kentucky 6, Vanderbilt 3.

College Football Playoff Rankings (First poll released in late October)

No.	Team	Record	Rating
-----	------	--------	--------

2017 SEC CHAMPIONSHIP GAME

The Southeastern Conference's Eastern and Western Division winners will meet in Atlanta's newly constructed Mercedes-Benz Stadium to battle for the league championship and the right to represent the conference in the College Football Playoff. The 26th-annual title game is set for December 2 and will be televised nationally by CBS Sports.

The game was born as a result of 1992 conference expansion, which saw Arkansas and South Carolina become the first members added in SEC history. Under NCAA regulations, a conference with 12 members may play an additional football game to determine its champion, provided the regular season is played in divisions.

The participants of the game are determined each year during the eight-game regular-season conference schedule as the teams with the best overall SEC winning percentage in each division.

The 2016 SEC Championship Game was the highest rated championship game in the nation and second highest rated game of the entire 2016 season. Overall the SEC in on CBS had four of the Top 10 Most Watched College Football games last season and seven of the Top 20.

The 2009 SEC Championship Game earned an 11.8 rating and a 24 share, marking the highest-rated SEC Championship Game in history. The game matched the No. 1 Florida Gators (12-0) vs. the No. 2 Alabama Crimson Tide (12-0).

The SEC Championship Game has drawn 23 capacity crowds in its 25-year history. Only 1993 (Birmingham) and 1995 (Atlanta) were not sellouts.

The SEC, along with AMB Sports & Entertainment (AMBSE) and the Georgia World Congress Center Authority (GWCCA), have an agreement to host the SEC Championship Game at Mercedes-Benz Stadium in Atlanta through 2026.

The new agreement allows the SEC the option of adding up to two successive five-year extensions.

The Georgia Dome hosted the SEC Championship Game for 23 years beginning in 1994, with capacity crowds in the last 21 consecutive years. By the end of the new agreement, including options, the Championship will have been played in Atlanta a total of 43 years.



SATELLITE RADIO SCHEDULE

The following games are scheduled to be on SiriusXM satellite radio this weekend:

	Sirius / XM
Sept. 9	
Fresno State at Alabama (2:30 p.m. CT)	138/191
TCU at Arkansas (2:30 p.m. CT)	99/192
Auburn at Clemson (6 p.m. CT)	81/81
Northern Colorado at Florida (7:30 p.m. CT)	137/190
Georgia at Notre Dame (7:30 p.m. ET)	129/129
Eastern Kentucky at Kentucky (Noon ET)	137/190
UT Chattanooga at LSU (6:30 p.m. CT)	99/192
UT Martin at Ole Miss (11 a.m. CT)	138/191
Mississippi State at Louisiana Tech (6:30 p.m. CT)	134/201
South Carolina at Missouri (6 p.m. CT)	138/191
Indiana State at Tennessee (4 p.m. ET)	137/190
Nicholls State at Texas A&M (6 p.m. CT)	109/203
Alabama A&M at Vanderbilt (3 p.m. CT)	127/207

SEC Nation on The SEC Network

SEC Network's traveling pregame show, SEC Nation presented by AT&T, is back for its fourth season on Saturday, Sept. 2, in a special three-hour edition (9 a.m. – noon ET) from Arlington, Texas, site of the Advocare Classic where the Florida Gators will face off with the Michigan Wolverines (3:30 p.m., ABC) for both teams' season openers. The show marks the first time SEC Nation has opened the season from a neutral site game and only the second time the show has aired from a neutral site city during the regular-season.

The show will include live reports, analysis and features surrounding all the Week One SEC football action.

Laura Rutledge will make her debut as host of SEC Nation. Returning as analysts for a fourth straight year are Paul Finebaum, Marcus Spears and Tim Tebow. The season premiere will also mark the debut of new reporter Lauren Sisler, an award-winning journalist who takes over the role vacated by Rutledge. Sisler, a familiar face on SEC Network's gymnastics coverage and ESPN's football sidelines, brings significant experience covering SEC football for AI.com. Ryan McGee, senior writer for ESPN The Magazine, returns as a contributor to the show as well.

SEC Nation Schedule:

Date	Time (ET)	School/City
Sat., Sept. 2	10 a.m.	Florida/Arlington Advocare Kickoff Classic
Sat., Sept. 9	10 a.m.	Missouri/Columbia, Mo.

2017 SEC Football

SEC IN THE POLLS (AP / USA Today / CFP Ranking)

	ALA	ARK	AUB	UF	UGA	UK	LSU	UM	MSU	MU	USC	UT	A&M	VU
Preseason	1/1/--	--/RV/--	12/13/--	17/16/--	15/15/--	RV/--/--	13/12/--	--/--/--	--/RV/--	--/--/--	--/--/--	25/24/--	RV/RV/--	--/--/--
Week 1	1/1/--	--/RV/--	13/13/--	22/24/--	15/15/--	RV/RV/--	12/12/--	--/--/--	RV/RV/--	--/--/--	RV/RV/--	25/25/--	--/--/--	RV/RV/--
Week 2	--/--/--	--/--/--	--/--/--	--/--/--	--/--/--	--/--/--	--/--/--	--/--/--	--/--/--	--/--/--	--/--/--	--/--/--	--/--/--	--/--/--
Week 3	--/--/--	--/--/--	--/--/--	--/--/--	--/--/--	--/--/--	--/--/--	--/--/--	--/--/--	--/--/--	--/--/--	--/--/--	--/--/--	--/--/--
Week 4	--/--/--	--/--/--	--/--/--	--/--/--	--/--/--	--/--/--	--/--/--	--/--/--	--/--/--	--/--/--	--/--/--	--/--/--	--/--/--	--/--/--
Week 5	--/--/--	--/--/--	--/--/--	--/--/--	--/--/--	--/--/--	--/--/--	--/--/--	--/--/--	--/--/--	--/--/--	--/--/--	--/--/--	--/--/--
Week 6	--/--/--	--/--/--	--/--/--	--/--/--	--/--/--	--/--/--	--/--/--	--/--/--	--/--/--	--/--/--	--/--/--	--/--/--	--/--/--	--/--/--
Week 7	--/--/--	--/--/--	--/--/--	--/--/--	--/--/--	--/--/--	--/--/--	--/--/--	--/--/--	--/--/--	--/--/--	--/--/--	--/--/--	--/--/--
Week 8	--/--/--	--/--/--	--/--/--	--/--/--	--/--/--	--/--/--	--/--/--	--/--/--	--/--/--	--/--/--	--/--/--	--/--/--	--/--/--	--/--/--
Week 9	--/--/--	--/--/--	--/--/--	--/--/--	--/--/--	--/--/--	--/--/--	--/--/--	--/--/--	--/--/--	--/--/--	--/--/--	--/--/--	--/--/--
Week 10	--/--/--	--/--/--	--/--/--	--/--/--	--/--/--	--/--/--	--/--/--	--/--/--	--/--/--	--/--/--	--/--/--	--/--/--	--/--/--	--/--/--
Week 11	--/--/--	--/--/--	--/--/--	--/--/--	--/--/--	--/--/--	--/--/--	--/--/--	--/--/--	--/--/--	--/--/--	--/--/--	--/--/--	--/--/--
Week 12	--/--/--	--/--/--	--/--/--	--/--/--	--/--/--	--/--/--	--/--/--	--/--/--	--/--/--	--/--/--	--/--/--	--/--/--	--/--/--	--/--/--
Week 13	--/--/--	--/--/--	--/--/--	--/--/--	--/--/--	--/--/--	--/--/--	--/--/--	--/--/--	--/--/--	--/--/--	--/--/--	--/--/--	--/--/--
SECCG	--/--/--	--/--/--	--/--/--	--/--/--	--/--/--	--/--/--	--/--/--	--/--/--	--/--/--	--/--/--	--/--/--	--/--/--	--/--/--	--/--/--
Bowls	--/--/--	--/--/--	--/--/--	--/--/--	--/--/--	--/--/--	--/--/--	--/--/--	--/--/--	--/--/--	--/--/--	--/--/--	--/--/--	--/--/--
FINAL	--/--/--	--/--/--	--/--/--	--/--/--	--/--/--	--/--/--	--/--/--	--/--/--	--/--/--	--/--/--	--/--/--	--/--/--	--/--/--	--/--/--

SEC ATTENDANCE UPDATE

School	Stadium(s)	Capacity	Games	100%+	Total Att.	Average Att.	Pct. of Capacity
Alabama	Bryant-Denny Stadium	101,821	-	-	-	-	-
Arkansas	Donald W. Reynolds Razorback (Fayetteville)	72,000	-	-	-	-	-
	War Memorial (Little Rock)	54,120	1	-	36,055	36,055	66.62
			1	-	36,055	36,055	66.62
Auburn	Pat Dye Field at Jordan-Hare Stadium	87,451	1	1	87,451	87,451	100.00
Florida	Steve Spurrier-Florida Field at Ben Hill Griffin Stadium	88,548	-	-	-	-	-
Georgia	Sanford Stadium	92,746	1	1	92,746	92,746	100.00
Kentucky	Kroger Field	61,000	-	-	-	-	-
LSU	Tiger Stadium	102,321	-	-	-	-	-
Ole Miss	Vaught-Hemingway/Hollingsworth Field	64,038	1	-	62,538	62,538	97.66
Miss. State	Davis Wade Stadium at Scott Field	61,337	1	-	54,215	54,215	88.39
Missouri	Memorial Stadium / Faurot Field	71,168	1	-	50,131	50,131	70.44
South Carolina	Williams-Brice Stadium	80,250	-	-	-	-	-
Tennessee	Neyland Stadium/Shields-Watkins Field	102,455	-	-	-	-	-
Texas A&M	Kyle Field	102,512	-	-	-	-	-
Vanderbilt	Vanderbilt Stadium	40,350	-	-	-	-	-
TOTALS		78,808	6	2 (33%)	383,136	63,856	81.02
Neutral Site Games	[Florida vs. Georgia, Jacksonville]	-	-	-	-	-	-
	[Arkansas vs. Texas A&M, Arlington]	-	-	-	-	-	-
	[SEC Championship Game, Atlanta]	-	-	-	-	-	-
TOTALS		78,808	6	2 (33%)	383,136	63,856	81.02

SEC OVERTIME RECORDS

Team	Total	Pct.	vs. Non-SEC	Last Overtime Game
Alabama	5-8	.385	0-1	Alabama 20, LSU 13 (1) (2014)
Arkansas	12-6	.667	2-1	Arkansas 41, TCU 38 (2) (2016)
Auburn	8-7	.533	5-2	Arkansas 54, Auburn 46 (4) (2015)
Florida	5-3	.625	1-0	Florida 20, Florida Atlantic 14 (1) (2015)
Georgia	7-5	.583	4-3	Georgia 23, Georgia Southern 17 (1) (2015)
Kentucky	3-5	.375	1-2	Kentucky 34, Eastern Kentucky 27 (1) (2015)
LSU	8-6	.571	1-0	Alabama 20, LSU 13 (1) (2014)
Ole Miss	6-8	.429	2-1	Arkansas 53, Ole Miss 52 (1) (2015)
Miss. State	5-5	.500	3-1	BYU 28, Mississippi State 21 (2) (2016)
Missouri	1-1	.500	0-0	S. Carolina 27, Missouri 24 (2) (2013)
South Carolina	2-4	.333	0-1	USF 46, South Carolina 39 (1) (2016)
Tennessee	14-6	.700	3-2	Tennessee 42, Georgia Tech 41 (2) (2017)
Texas A&M	4-0	1.000	1-0	Texas A&M 45, Tennessee 38 (2) (2016)
Vanderbilt	3-6	.333	2-2	Vanderbilt 31, Western Kentucky (1) (2016)
TOTALS			23-16 (.590)	

BREAKDOWN OF LENGTH OF OVERTIMES

Number/OTs	Games	Last Game
7	2	Arkansas 71, Kentucky 63 (2003)
6	1	Tennessee 41, Arkansas 38 (2002)
5	1	Tennessee 51, Alabama 43 (2003)
4	4	Arkansas 54, Auburn 46 (4) (2015)
3	5	Florida 36, Kentucky 30 (2014)
2	15	Tennessee 42, Georgia Tech 41 (2) (2017)
1	69	USF 46, South Carolina 39 (1) (2016)

NOTES:

First Overtime Game: Nov. 16, 1996 at Auburn (Georgia 56, Auburn 49 - 4 OT)
 First Non-Conference Overtime Game: Aug. 30, 1997 at Oxford (Ole Miss 24, Central Florida 23)
 Longest Current Consecutive Win Streaks in Overtime Games: 4 (Florida)
 Most Overtime Games in a Year: 12 (2014)

2017 SEC PLAYERS OF THE WEEK

<p style="text-align: center;">OFFENSIVE DREW LOCK, QB, MISSOURI</p> <ul style="list-style-type: none"> • Began the season with a record-shattering performance that saw him throw for 521 yards and an SEC record-tying 7 touchdowns in a 72-43 win over Missouri State Saturday. • Lock ended the day 21-of-34 passing with 1 interception, and his QB rating of 252.54 was a personal best. Lock's yardage and TD totals broke Mizzou single-game records on the day. The yardage total had been on the books since 1992 (Jeff Handy vs. Oklahoma State for 480 yards), while the TD total of 5 had been achieved eight times before, including twice by Lock a year ago). • Lock also broke the MU single-game record for total offense, with 515 yards. That broke the old mark of 480 set by former great Brad Smith in 2005. • Lock had 10 pass plays of 20 yards or more, including TD passes of 65, 50, 50, 28 and 27 yards. His 65-yard TD pass came on the first play of scrimmage in the game, to WR Johnathon Johnson. 	<p style="text-align: center;">DEFENSIVE SHAUN DION HAMILTON, LB, ALABAMA</p> <ul style="list-style-type: none"> • In his first game back after a knee injury in last year's SEC Championship Game, the senior recorded a team-high eight tackles in leading the Alabama defense versus No. 3 Florida State. • He led an Alabama defense that held third-ranked Florida State to just seven points and 250 total yards. • Hamilton also led the team with 3.5 tackles for loss (-8 yards). • He accounted for the first of three Alabama sacks in the game. • The Crimson Tide held the Seminoles to just 40 rushing yards for the game and just 65 total yards in the second half. 	<p style="text-align: center;">SPECIAL TEAMS DEEBO SAMUEL, WR/KR, SOUTH CAROLINA</p> <ul style="list-style-type: none"> • Junior Deebo Samuel scored three times in the Gamecocks' 35-28 win over NC State. • He returned the opening kick 97 yards for a touchdown, then hauled in touchdown passes from 6- and 39-yards out. • All three scores gave the Gamecocks a 7-point lead. • The 6-0, 215-pounder from Inman, S.C. finished with five receptions for 83 yards and totaled 185 all-purpose yards.
<p style="text-align: center;">OFFENSIVE LINEMAN GARRETT BRUMFIELD, OG, LSU</p> <ul style="list-style-type: none"> • In first career start, graded out at 86 percent for highest among LSU linemen against BYU. • LSU's offense racked 479 total yards (294 rushing, 185) and accounted for 26 first downs in the win. • The Tigers held the ball for 41:54 and averaged 6.4 yards a play. • Led Tigers with 12 knockdown blocks and no sacks. • For the game, LSU had only three negative yards plays, didn't allow a sack and didn't turn the ball over. 	<p style="text-align: center;">DEFENSIVE LINEMAN DENZIL WARE, DE/LB, KENTUCKY</p> <ul style="list-style-type: none"> • Played a role in two touchdowns – including scoring what proved to be the eventual game-winning TD – in UK's 24-17 win at Southern Mississippi. • In the first quarter, he recovered a fumble that set up UK's first touchdown of the game. • In the third quarter, he recovered a fumble and returned it 20 yards for the eventual game-winning touchdown. • Also caused a fumble with a quarterback sack in the third quarter. • For the game he totaled two tackles, one QB sack (-10), two fumble recoveries and one forced fumble. • The touchdown was his first collegiate TD but his second collegiate score; in 2015, he returned a fumble for a 2-point defensive PAT at South Carolina. • As a team, UK held Southern Miss to 55 net rushing yards, the fewest allowed in a game since 2014. • UK held Southern Miss to 1.4 yards per rushing attempt, the lowest allowed in a game since 2012. 	<p style="text-align: center;">FRESHMAN CHASE HAYDEN, RB, ARKANSAS</p> <ul style="list-style-type: none"> • Became just the third player in Arkansas history rush for 100 yards in his freshman debut, joining Felix Jones (2005) and Alex Collins (2013). • One of seven FBS freshmen to rush for over 100 yards last weekend and one of just two true freshmen to do so. • Only true freshman player in the FBS to rush for over 100 yards and score a TD last week. • His 120 yards on the ground rank fourth in the SEC and are the 14th-most by a true freshman in Arkansas single-game history. • Five of his 14 runs went for 10 or more yards – tied for most by an SEC player in week one. • Half (7) of his runs resulted in a first down. • Six of his last eight runs against Florida A&M resulted in a first down or touchdown. • 10 of his 14 runs against Florida A&M went for eight or more yards.

OTHER OUTSTANDING PERFORMANCES IN WEEK 1

DAMIEN HARRIS, RB (Alabama) -- Junior running back accounted for 103 all-purpose yards and 84 yards from scrimmage...He led the Crimson Tide with 73 yards on the ground and a touchdown...Harris came free to block a Florida State punt in the third quarter...The blocked punt was recovered by Dylan Moses on the Seminoles 6-yard line...He played on 10 special teams snaps.

ALAN TURNER, S (Arkansas) -- Recorded game-high 11 tackles, one interception and one pass breakup at No. 15 LSU...After making 16 tackles last week vs. Mississippi State, he had 27 tackles in the last two games.

TRE WILLIAMS, LB (Auburn) -- Had a team-best 10 tackles with 2.0 tackles for loss (minus 13) and 2.0 quarterback sacks (minus 13) in Auburn's 41-7 win over Georgia Southern...Williams' tackles tied a career high while his 2.0 TFL and 2.0 QBS were both career bests.

JOSH ALLEN, LB (Kentucky) -- Totaled four tackles, two tackles for loss (-9), one quarterback sack (-7), caused a fumble and had two quarterback hurries in UK's 24-17 win at Southern Mississippi...His QB sack late in the first quarter caused a fumble that was recovered by the Wildcats and set up the first touchdown of the game.

COREY THOMPSON, LB (LSU) -- In his first game since the 2015 season, had three tackles and a pair of sacks to lead LSU past BYU, 27-0... His sacks accounted for 18-yards in losses... LSU's defense limited the Cougars to only six first downs, 97 total yards and minus-5 yards rushing.

A.J. BROWN, WR (Ole Miss) -- Collected eight receptions for 233 yards and two touchdowns and rewrote the Ole Miss record book in the season-opening win over South Alabama...His 233 receiving yards broke Eddie Small's school record of 210 yards against Vanderbilt in 1993...It is the 13th most receiving yards in a game in SEC history.

FLETCHER ADAMS, DE (Mississippi State) -- Adams, making his first career start, played a dominant first half against Charleston Southern, collecting two safeties that resulted in four points and finishing with a career-best 1.5 tackles for loss and one forced fumble. It was the first time since Sept. 30, 2000 against Florida that the Bulldogs had two safeties in a game. Adams dominated the line of scrimmage as MSU allowed the fewest yards per play in school history (0.7), breaking the previous mark of 1.35 vs. Howard on Sept. 21, 1963. MSU also allowed only 33 yards of total offense, the fewest since that Howard game in 1963.

DANTE SAWYER, DE (South Carolina) -- Sawyer totaled seven stops, including 1.5 tackles for loss in the Gamecocks' 35-28 win over NC State, but made two of the game's most critical defensive plays. Early in the second quarter with the game tied at 14, Sawyer forced a fumble at the NC State 28-yard line, setting up a short field, which the Gamecocks converted to a touchdown and a 21-14 lead.

TRAYVEON WILLIAMS, RB (Texas A&M) -- Rushed for 203 yards and two touchdowns against UCLA on 22 carries. Averaged 9.2 per tote.

CHARLES WRIGHT, LB (Vanderbilt) -- In his first career start, Wright registered three quarterback sacks, five total tackles and a pair of quarterback hurries, helping Vanderbilt to an impressive 28-6 road win over Middle Tennessee.

2017 SEC Football

SEC FOOTBALL PLAYERS OF THE WEEK

2017 SEASON

Week 1 (Games of Aug. 31-Sept. 4): Offense - Drew Lock, QB, Missouri; Defense - Shaun Dion Hamilton, LB, Alabama; Special Teams - Deebo Samuel, WR/KR, South Carolina; Offensive Lineman - Garrett Brumfield, OG, LSU; Defensive Lineman - Denzil Ware, DE/LB, Kentucky; Freshman - Chase Hayden, RB, Arkansas.

2016 SEASON

Week 1 (Games of Sept. 1-5): Offense - Nick Chubb, RB, Georgia; Defense - Jonathan Allen, DL, Alabama; Special Teams - Elliott Fry, PK, South Carolina; Offensive Lineman - Erik McCoy, C, Texas A&M; Defensive Lineman - Deatrich Wise, DE, Arkansas; Freshman - Jonah Williams, OL, Alabama.

Week 2 (Games of Sept. 10): Offense - Austin Allen, QB, Arkansas; Defense - Micah Abernathy, DB, Tennessee; Special Teams - Daniel Carlson, PK, Auburn; Tre'Davious White, DB/PR, LSU; Offensive Lineman - Dan Skipper, OL, Arkansas; Defensive Lineman - A.J. Jefferson, DE, Mississippi State; Freshman - Johnathon Johnson, WR/PR, Missouri.

Week 3 (Games of Sept. 17): Offense - Jalen Hurts, QB, Alabama; Defense - Justin Evans, DB, Texas A&M; Special Teams - Eddie Jackson, PR, Alabama; Josh Growden, P, LSU; Offensive Lineman - Frank Ragnow, OL, Arkansas; Defensive Lineman - Arden Key, DE, LSU; Freshman - Traveon Williams, RB, Texas A&M.

Week 4 (Games of Sept. 24): Offense - Joshua Dobbs, QB, Tennessee; Defense - Armani Watts, DB, Texas A&M; Special Teams - Daniel Carlson, PK, Auburn; Josh Growden, P, LSU; Offensive Lineman - Jordan Sims, OL, Ole Miss; Defensive Lineman - Derek Barnett, DE, Tennessee; Denzil Ware, DE, Kentucky; Freshman - Traveon Williams, RB, Texas A&M.

Week 5 (Games of Oct. 1): Offense - Derrius Guice, RB, LSU; Defense - Derek Barnett, DE, Tennessee; Special Teams - Dan Skipper, OL, Arkansas; Riley Lovingood, LS, Tennessee; Offensive Lineman - Ethan Pocic, C, LSU; Defensive Lineman - Daeshon Hall, DE, Texas A&M; Denzil Ware, DE, Kentucky; Freshman - Joshua Jacobs, RB, Alabama.

Week 6 (Games of Oct. 8-9): Offense - Trevor Knight, QB, Texas A&M; Defense - Minkah Fitzpatrick, DB, Alabama; Special Teams - JK Scott, P, Alabama; Offensive Lineman - Jon Toth, C, Kentucky; Defensive Lineman - Carl Lawson, DE, Auburn; Denzil Ware, DE, Kentucky; Freshman - Trayveon Williams, RB, Texas A&M; Jalen Hurts, QB, Alabama.

Week 7 (Games of Oct. 15): Offense - Rawleigh Williams III, RB, Arkansas; Defense - Zach Cunningham, LB, Vanderbilt; Special Teams - Darrius Sims, RS, Vanderbilt; Offensive Lineman - Jonah Williams, OL, Alabama; Defensive Lineman - Derek Barnett, DE, Tennessee; Freshman - Trayveon Williams, RB, Texas A&M; Jalen Hurts, QB, Alabama.

Week 8 (Games of Oct. 22): Offense - Leonard Fournette, RB, LSU; Defense - Jonathan Allen, DL, Alabama; Special Teams - Austin MacGinnis, K, Kentucky; Offensive Lineman - Alex Kozan, OL, Auburn; Ethan Pocic, C, LSU; Defensive Lineman - Montravius Adams, DL, Auburn; Freshman - Benny Snell Jr., RB, Kentucky.

Week 9 (Games of Oct. 29): Offense - Kamryn Pettway, RB, Auburn; Defense - Jamarcus King, DB, South Carolina; Special Teams - Daniel Carlson, PK, Auburn; Offensive Lineman - Martez Ivey, OL, Florida; Defensive Lineman - Adrian Middleton, DT, Kentucky; Freshman - Benny Snell Jr., RB, Kentucky.

Week 10 (Games of Nov. 5): Offense - Nick Fitzgerald, QB, Mississippi State; Rawleigh Williams III, RB, Arkansas; Defense - Ryan Anderson, LB, Alabama; Special Teams - JK Scott, P, Alabama; Rodrigo Blankenship, PK, Georgia; Offensive Lineman - Martin Rankin, OT, Mississippi State; Defensive Lineman - Lewis Neal, DE, LSU; Freshman - Jake Bentley, QB, South Carolina.

Week 11 (Games of Nov. 12): Offense - Jalen Hurts, QB, Alabama; Derrius Guice, RB, LSU; Defense - Maurice Smith, DB, Georgia; Special Teams - Gary Wunderlich, PK, Ole Miss; Offensive Lineman - Martez Ivey, OL, Florida; Ethan Pocic, C, LSU; Defensive Lineman - Charles Harris, DE, Missouri; Freshman - Shea Patterson, QB, Ole Miss.

Week 12 (Games of Nov. 19): Offense - Rawleigh Williams III, RB, Arkansas; Defense - David Reese, LB, Florida; Special Teams - Eddy Pineiro, PK, Florida; Offensive Lineman - Will Holden, LT, Vanderbilt; Dan Skipper, OL, Arkansas; Defensive Lineman - Derek Barnett, DE, Tennessee; Freshman - Tyrie Cleveland, WR, Florida.

Week 13 (Games of Nov. 24-26): Offense - Derrius Guice, RB, LSU; Nick Fitzgerald, QB, Mississippi State; Defense - Mike Edwards, S, Kentucky; Zach Cunningham, LB, Vanderbilt; Special Teams - Austin MacGinnis, K, Kentucky; Offensive Lineman - Cam Robinson, OL, Alabama; Defensive Lineman - Marcell Frazier, DE, Missouri; Freshman - Leo Lewis, LB, Mississippi State.

SEC FOOTBALL NOTES

SEC FOOTBALL INSTANT REPLAY STATISTICS

	Games Using SEC Replay	Play Stoppages	Plays Overturned	Average Length of Review
2005	77	66	17 (25.76%)	1:53
2006	89	123	29 (23.58%)	1:41
2007	87	139	38 (27.34%)	1:36
2008	85	122	39 (31.97%)	1:24
2009	85	115	28 (24.35%)	1:26
2010	85	119	37 (31.09%)	1:36
2011	86	95	36 (37.89%)	1:37
2012	101	138	52 (37.68%)	1:28
2013	101	146	54 (36.99%)	1:22
2014	101	166	62 (37.35%)	1:28
2015	103	203	76 (37.44%)	1:22
2016	98	219	93 (42.47%)	1:28
TOTALS	1000	1432	467 (32.60%)	

2017 INSTANT REPLAY STATISTICS

	Games Using SEC Replay	Play Stoppages	Plays Overturned	Average Length of Review
Week 1	7	11	5 (45.45%)	1:20
Week 2				
Week 3				
Week 4				
Week 5				
Week 6				
Week 7				
Week 8				
Week 9				
Week 10				
Week 11				
Week 12				
Week 13				
SECCG				
TOTALS	7	11	5 (45.45%)	1:20

THIS IS SEC FOOTBALL

- The SEC is the only conference in college football history to send at least 10 teams to bowl games in four consecutive seasons (2013-2016).

- The SEC sent 12 teams to the postseason for the second time in the last three seasons. No other league has ever sent that many in a single year.

- In the stands, the SEC remained the national leader in attendance (77,565 fans per game, down 1 percent from a record-breaking 2015 season).

- Since Florida in Jan. 2007, four different teams from the SEC have played for the national title - all of them with multiple appearances.

- For the 10th time in the last 11 seasons, a team from the SEC has now advanced to the national championship game.

- The SEC Championship on December 3 was the highest-rated and most-watched Conference Championship game – as it has been every year since 2007 – averaging 11.1 million viewers and a 6.6/15 HH rating/share.

- For the eighth consecutive year the SEC ON CBS was the highest-rated regular season college football package on any network. CBS Sports' national coverage of SEC football averaged a national household rating/share of 3.4/8 topping all other networks. The 2016 SEC ON CBS season averaged more viewers than any college football network package with an average of 5.7 million viewers. The 17-game SEC ON CBS slate delivered four of the Top 10 most-watched games of the regular-season.

- Five of the Top 10 highest rated games across all networks in 2016 involved a team from the SEC.

2016 SEC Football – Led Nation With:

- Most teams in postseason bowl games
 - Most First Team All-Americans
 - Most Overall All-Americans
- Most non-conference Top 25 victories
- Most non-conference Top 25 opponents
- Most teams ranked in Top 10 during the season
 - Most teams in final Top 25 polls

2017 SEC FOOTBALL VIDEO REPLAY

THE OBJECTIVE

To allow for specific types of officiating calls to be immediately reviewed during all games hosted by SEC teams.

THE COACHES' CHALLENGE

The head coach may challenge the ruling of any reviewable play. He retains a challenge if his initial challenge is successful and thus results in a reversal by the replay official. The head coach will then have a single challenge that he may use anytime during the game if his team has not used all its timeouts. Thus a team may have a total of two challenges in the game, but only if the first results in a reversal of the on-field ruling. A head coach may not challenge an on-field ruling if all of the team's timeouts have been used for that half or extra period.

THE SOURCE

All reviewable video comes direct from either the television network broadcasting the game or other TV production facilities that meet established conference standards and the coach's high end zone and high 50 yard line cameras. The coach's video is also made available to the TV producer. The Southeastern Conference has used instant replay since 2005.

THE PLAYS

Scoring Plays

Reviewable plays involving a potential score include:

- a. A potential touchdown or safety. [Exception: Safety by penalty for fouls that are not specifically reviewable with the exception of the location of the passer when an intentional grounding foul results in a safety.]
- b. Field goal attempts if and only if the ball is ruled (a) below or above the crossbar or (b) inside or outside the uprights when it is lower than the top of the uprights. If the ball is higher than the top of the uprights as it crosses the end line, the play may not be reviewed.

Passes

Reviewable plays involving passes include:

- a. Pass ruled complete, incomplete or intercepted anywhere in the field of play or an end zone.
- b. Forward pass touched by a player (eligible or ineligible) or an official, including whether the touching is behind or beyond the line of scrimmage.
- c. Forward pass or forward handing when a ball carrier is or has been beyond the neutral zone.
- d. A forward pass or forward handing after a change of team possession.
- e. Pass ruled forward or backward when thrown from behind the neutral zone.
 1. If the pass is ruled forward and is incomplete, the play is reviewable only if the ball goes out of bounds or if there is clear recovery of a loose ball in the immediate continuing football action after the loose ball or if the ball is out of bounds. If the replay official does not have indisputable video evidence as to which team recovers, the ruling of incomplete pass stands.
 2. If the replay official reverses an incomplete forward pass ruling and the ball is recovered, it belongs to the recovering team at the spot of the recovery and any advance is nullified.

Dead Ball and Loose Ball

Reviewable plays involving potential dead balls and loose balls include:

- a. Loose ball by a potential passer ruled a fumble.
- b. Loose ball by a passer ruled incomplete forward pass when there is clear recovery in the immediate continuing action after the loose ball.
 1. If the replay official does not have indisputable video evidence as to which team recovers, the ruling of incomplete pass stands.
 2. If the replay official rules fumble, the ball belongs to the recovering team at the spot of the recovery and any advance is nullified.

2017 SEC Football

- c. Live ball not ruled dead in possession of a ball carrier.
- d. Loose ball ruled dead (Rule 4-1-2-b-2), or live ball ruled dead in possession of a ball carrier when the clear recovery of a loose ball occurs in the immediate continuing football action.
 - 1. If the ball is ruled dead and the replay official does not have indisputable video evidence as to which team recovers, the dead-ball ruling stands.
 - 2. If the replay official rules that the ball was not dead, it belongs to the recovering team at the spot of the recovery and any advance is nullified.
- e. Ball carrier's forward progress, spot of fumble, or spot of out of bounds backward pass, with respect to a first down or the goal line.
- f. Catch or recovery of a fumble by a Team A player other than the fumbler before any change of possession during fourth down or a try.
- g. Ball carrier in or out of bounds. If a ball carrier is ruled out of bounds, the play is not reviewable, except as in Rules 12-3-1-a and 12-3-3-d.
- h. Catch, recovery or touching of a loose ball by a player in bounds or out of bounds.
- i. A loose ball touching on or beyond a sideline, goal line, or end line, touching a pylon, or breaking the plane of a goal line.
- j. Catch or recovery of a loose ball in the field of play or an end zone.
- k. Forward fumble that goes out of bounds with respect to a first down.
- l. Live ball declared dead under Rule 4-1-2-b-2 and b-3 (inadvertent whistle).

Kicks

Reviewable plays involving kicks include:

- a. Touching of a kick.
- b. Player beyond the neutral zone when kicking the ball.
- c. Kicking team player advancing a ball after a potential muffed kick/fumble by the receiving team.
- d. Scrimmage kick crossing the neutral zone.
- e. Blocking by Team A players before they are eligible to touch the ball on an on-side kick.

Targeting

- a. All targeting fouls shall be reviewed. The review includes all aspects of the targeting foul to ascertain whether there is at least one indicator of targeting action.
- b. The Replay Official may create a targeting foul, but only in egregious instances in which a foul is not called by the officials on the field. Such a review may not be initiated by a coach's challenge.

Miscellaneous

Situations that may be addressed by the replay official:

- a. The number of players on the field for either team during a live ball.
- b. Clock adjustment and status when a ruling is reviewed.
- c. Clock adjustment at the end of any quarter. If at the end of any quarter the game clock expires, either during a down in which it should be stopped by rule through play when the ball becomes dead or following the down upon a request for an available team timeout, the replay official may restore time only under these conditions:
 - 1. The replay official has indisputable video evidence that time should have remained on the game clock when the ball became dead or when the team timeout was granted;
 - 2. In the second and fourth quarters only, the team in possession when the ball became dead would next put the ball in play from scrimmage (not the try);
 - 3. In the fourth quarter only, either the score is tied or the team that will next snap the ball is behind by eight points or fewer; and
 - 4. The replay official's video evidence includes the timeout signal by an official in the case where the game clock should have stopped for a requested team timeout.
- d. Correcting the number of a down.
 - 1. This includes the result of a penalty enforcement that includes an automatic first down or loss of down.
 - 2. The correction may be made at any time within that series of downs or before the ball is legally put in play after that series.
- e. Any person who is not a player interfering with live-ball action occurring in the field of play (Rule 9-2-3).
- f. An injured player at the initiation of the medical observer.

Limitations on Reviewable Plays

No other plays or officiating decisions are reviewable. However, the replay official may correct egregious errors, including those involving the game clock, whether or not a play is reviewable. This excludes fouls that are not specifically reviewable (Reviewable fouls: Rules 12-3-2-c and d, 12-3-4-b and -e and 12-3-5-a).

Reviewable Fouls

The following plays are reviewable and the replay official may create a foul when there is no call by the on-field officials:

- a. Player making a forward pass or forward handoff when beyond the neutral zone or after a change of possession.
- b. Player beyond the neutral zone when kicking the ball.
- c. Blocking by Team B players before they are eligible to touch the ball on an onside kick.
- d. The number of players on the field for either team during a live ball.
- e. Illegal touching of a forward pass by an originally eligible receiver who has gone out of bounds.
- f. Player who is out of bounds touching a free kick that had not been touched inbounds.
- g. Forward pass that becomes illegal as a second pass after an on-field ruling of a backward pass is reversed.
- h. A clear, obvious and egregious targeting foul.

THE PROCESS

Each SEC football stadium has a secured replay booth equipped with the HD Instant Replay system provided by DVSPORT. Three individuals work in the booth for the duration of the game: 1. Replay Official, 2. Communicator, 3. Technician. The Replay Official and the Communicator are selected and assigned by the Conference Office.

A live HD video feed is sent directly to the replay booth from the TV truck. The Technician watches the feed on an input monitor while recording it into the DVSPORT Replay System. The Technician also marks the beginning of each play while the Communicator marks all incoming replays.

Each play and subsequent replay then appears on a touch screen in front of the Replay Technician. As the Technician and the Communicator mark the incoming video, each view will appear as a small picture on the computer touch screen. At any time, the Replay Technician can touch the thumbnail and immediately send that play or replay to the Replay Official.

With the Communicator's assistance, the Replay Official can quickly jump between replays while playing back the video. All replay video navigation is done via a jog shuttle remote controlled by the Replay Official. All video is viewed on an HD monitor that sits in front of the Replay Official. The touch screen is only used to select the replays and to log specific play data in the event a call is overturned.

While all plays are reviewed between the whistle and the beginning of the next play, the Replay Official can stop play on the field by using a pager system. Seven of the eight on-field officials wear pagers. If play is stopped the Referee announces on the stadium PA microphone that play has been stopped so the previous play can be reviewed. The Referee then proceeds to the sideline headset, which provides direct communication to the Replay Official in the booth. Once the play has been reviewed, the Replay Official notifies the Referee, who then announces the decision on the stadium PA system.

RECENT ADDITIONS

*For the 2016 season, the SEC will utilize the new experimental rule that allows personnel in a separate secure location identified by the conference to assist the Instant Replay Official at the stadium in making decisions. The SEC will locate 3 Instant Replay Officials in the SEC Video Center each week to collaborate with the onsite Replay Official during any replay stoppage. The 3 Replay Officials in the Video Center will have real time video and communications with the Replay Official in the stadium to aid in this collaboration. The goal of this process will be consistency in decision making and to help avoid incorrect outcomes.

* Monitors may be used to view a live telecast or webcast in the football coaching booth. The home team is responsible for assuring identical television capability in the coaches' booths of both teams. This capability may not include replay equipment or recorders.

* If at the end of any quarter the game clock expires, either during a down in which it should be stopped by rule through play when the ball becomes dead or following the down upon a request for an available team timeout, the replay official may restore time only under these conditions:

- 1. The replay official has indisputable video evidence that time should have remained on the game clock when the ball became dead or when the team timeout was granted;
- 2. The team in possession when the ball became dead would next put the ball in play from scrimmage;
- 3. In the fourth quarter only, either the score is tied or the team that will next snap the ball is behind by eight points or fewer; and
- 4. The replay official's video evidence includes the timeout signal by an official in the case where the game clock should have stopped for a requested team timeout.

THE EQUIPMENT

Each SEC member institution uses the new multi-view HD Replay System developed by DVSPORT. The replay systems are maintained by the home institution with technical support from DVSPORT.

SEC FOOTBALL BOWL AGREEMENTS

The Southeastern Conference has agreements with nine postseason bowls, not including College Football Playoff/New Year's Six games, and a process for the assignment of SEC member schools to bowl games that began with the 2014 season and extending for six years.

The new SEC bowl process coincided with the beginning of the new College Football Playoff that followed the 2014 college football season. The SEC also participates in the Allstate Sugar Bowl and the Capital One Orange Bowl (in selected years). Under the current SEC bowl system, the Citrus Bowl in Orlando (vs. Big Ten), a longtime SEC bowl, will have the first selection of available SEC teams after any conference schools have qualified for the College Football Playoff, the Allstate Sugar Bowl or the Capital One Orange Bowl.

Following the Citrus Bowl, there will be a pool of six bowls comprised of the Outback Bowl in Tampa (vs. Big Ten), Franklin American Mortgage Music City Bowl in Nashville (vs. ACC/Big Ten), TaxSlayer Bowl in Jacksonville (vs. ACC/Big Ten), AutoZone Liberty Bowl in Memphis (vs. Big 12), Texas Bowl in Houston (vs. Big 12) and Belk Bowl in Charlotte (vs. ACC).

In consultation with SEC member institutions, as well as these six bowls, the conference will make the assignments for the bowl games in the pool system.

The SEC also has a relationship with both the Birmingham Bowl (vs. American) and the Independence Bowl in Shreveport (vs. ACC). The Birmingham Bowl will have the first selection of available teams following the pool of six bowls. The Independence Bowl will have the next selection of available teams following the Birmingham Bowl.

2017 SEC Bowl Selection Process

CFP BOWLS: Sugar (Semifinal), Rose (Semifinal), Orange, Peach, Fiesta, Cotton, CFP National Championship

Contract Bowls: Sugar (SEC vs. Big 12 when Sugar is not a semifinal game)
 Rose (Pac 12 vs. Big Ten when Rose is not a semifinal game)
 Orange (ACC vs. highest ranked SEC/Big Ten non-champion or Notre Dame when Orange is not a semifinal game)

Access Bowls: Fiesta
 Peach
 Cotton

1) Which SEC Team qualifies for the CFP?

The winner of the SEC Championship Game automatically qualifies for a spot in the Peach, Cotton or Fiesta Bowls if that team is not selected to participate in the four-team playoff. If the SEC Champion is selected to participate in the four-team playoff it will play in the Sugar or Rose Bowl.

2) How can additional SEC teams be selected for the CFP?

Additional SEC teams may be selected for the CFP Semifinals (Sugar or Rose) or one of the CFP access bowls (Fiesta, Peach or Cotton Bowls) based on its ranking in the final CFP Selection Committee rankings. There is no limit on the number of teams from any one conference that can be selected to participate in the CFP bowls.

3) How can a SEC Team be selected to participate in the Orange Bowl?

When the Orange Bowl is not a semifinal game and a SEC team is the highest ranked team among the non-champions of the SEC and Big Ten and ranked higher than Notre Dame after the CFP semifinal games have been filled, then that team will participate in the Orange Bowl. There are eight years in which the Orange Bowl is not a semifinal game and the SEC is guaranteed three of the eight years, the Big Ten is guaranteed three of the eight years and the remaining two years can be filled by Notre Dame, the SEC or the Big Ten based on CFP Selection Committee rankings. To be clear, the SEC Champion can never participate in the Orange Bowl unless it is a semifinal game.

4) How does the CFP selection process work in 2017-18?

The CFP Selection Committee ranks the top 25 teams and selects the four teams to participate in the semifinal games (Sugar and Rose). Then, after the contract bowls (Orange) are filled based on conference agreements, the Committee will assign teams to fill the remaining access bowls (Cotton, Fiesta and Peach). The Orange Bowl is filled with an ACC representative and the highest ranked non champion from the SEC and the Big Ten or Notre Dame after the CFP semifinal games have been filled. Each conference champion from the contract bowls (ACC, Big Ten, Big 12, SEC & Pac 12) has a guaranteed spot in its contracted bowl or in an access bowl (Cotton, Fiesta or Peach) if the contracted bowl is a semifinal game and the conference champion is not selected to participate in a semifinal game. The highest ranked champion from the Mountain West, American, Conference USA, Sun Belt or MAC is guaranteed a spot in a CFP bowl and the remaining spots are filled based on the rankings of teams after the contract bowls have been filled.

2017 SEC Football

SEC FOOTBALL BOWL AGREEMENTS

Bowl	Contract Teams	Date	Time	Network
Cotton Bowl	Filled by CFP Selection Committee	December 29, 2017	8:30 pm ET	ESPN
Fiesta Bowl	Filled by CFP Selection Committee	December 30, 2017	4:00 pm ET	ESPN
Orange Bowl	ACC vs. SEC/Big Ten/ND	December 30, 2017	8:00 pm ET	ESPN
Peach Bowl	Filled by CFP Selection Committee	January 1, 2018	12:30 pm ET	ESPN
Rose Bowl	Semifinal Game	January 1, 2018	5:00 pm ET	ESPN
Sugar Bowl	Semifinal Game	January 1, 2018	8:45 pm ET	ESPN
CFP NCG	Winners of Semifinal Games (Atlanta, GA)	January 8, 2018	8:00 pm ET	ESPN

5) Where is the CFP National Championship Game played?

The CFP National Championship Game will be played in locations selected by the CFP. The 2018 CFP National Championship Game will be played in Atlanta, Georgia on January 8.

SEC BOWLS

CITRUS BOWL: (Orlando, FL) vs. Big 10 ▪ January 1, 2018 – 1:00 pm ET ABC
After the CFP selection process the Citrus Bowl gets the first selection of available SEC Teams.

POOL OF SIX BOWLS: After the Citrus Bowl selects a team, there will be a pool of six bowls and the Conference, in consultation with the institutions and the bowls, will make the assignments for these six bowl games from all eligible SEC teams.

The pool of six bowls are as follows:

Outback Bowl (Tampa, FL) vs. Big 10 ▪ January 1, 2018 – Noon ET	ESPN2
TaxSlayer Bowl (Jacksonville, FL) vs. Big Ten/ACC ▪ December 30, 2017 – Noon ET	ESPN
Music City Bowl (Nashville, TN) vs. ACC/Big Ten ▪ December 29, 2017 – 4:30 pm ET	ESPN
Texas Bowl (Houston, TX) vs. Big 12 ▪ December 27, 2017 – 9:00 pm ET	ESPN
Belk Bowl (Charlotte, NC) vs. ACC ▪ December 29, 2017 – 1:00 pm ET	ESPN
Liberty Bowl (Memphis, TN) vs. Big 12 ▪ December 30, 2017 – 12:30 pm ET	ABC

BOWLS AFTER THE POOL OF SIX:

Birmingham Bowl (Birmingham, AL) vs. American ▪ December 23, 2017 - Noon ET ESPN

The Birmingham Bowl selects after the CFP, Citrus Bowl and the Pool of Six Bowls (Outback Bowl, TaxSlayer Bowl, Music City Bowl, Texas Bowl, Belk Bowl and Liberty Bowl).

Independence Bowl (Shreveport, LA) vs. ACC ▪ December 27, 2017 – 1:30 pm ET ESPN

The Independence Bowl selects after the CFP, Citrus Bowl, the Pool of Six (Outback Bowl, TaxSlayer Bowl, Music City Bowl, Texas Bowl, Belk Bowl and Liberty Bowl) and the Birmingham Bowl.

SEC BOWL SUCCESS

NATIONAL CHAMPIONS SINCE 1992

Since the first SEC expansion in 1992, the SEC has the most national championships (AP, USA Today) with 12. During that time, the SEC has had more teams with national titles than any other conference (6). Here is a breakdown:

SEC (12) Florida (2008, 2006, 1996), LSU (2003, 2007), Tennessee (1998), Alabama (1992, 2009, 2011, 2012, 2015), Auburn (2010)

Big 12 (5) Texas (2005), Oklahoma (2000), Nebraska (1994, 1995, 1997)

Big Ten (3) Ohio State (2002, 2014), Michigan (1997)

Pac-10 (2) Southern California (2003, 2004)

ACC (4) Florida State (1993, 1999, 2013), Clemson (2016)

Big East (1) Miami, Fla. (2001)

The SEC was the first conference to claim four consecutive Associated Press (first poll - 1936), National Football Foundation and College Hall of Fame (first poll - 1959), Football Writers Association of America (first poll - 1954) and USA Today or UPI Coaches Poll (first poll - 1950) national championships.

SEC IN BOWL GAMES

• Since 2006, the SEC has accrued more bowl wins (71) and appearances (110) than any other conference. The conference's .645 bowl winning percentage is first among FBS leagues during that time.

SEC	71-39	.645
Pac-12	41-29	.586
American	34-29	.540
Mountain West	35-27	.565
Sun Belt	18-14	.563
Conference USA	33-29	.532
Big 12	41-41	.500
Independents	12-12	.500
ACC	45-55	.450
Big Ten	35-57	.380
MAC	15-41	.268

• The SEC is 3-2 in College Football Playoff games and 1-1 in College Football Playoff National Championship Games. The SEC finished 9-2 in BCS National Championship Games (LSU 2-1, Florida 2-0, Alabama 3-0, Tennessee 1-0, Auburn 1-1), 8-1 vs. non-SEC competition. The SEC had the most wins (17) and the highest winning percentage of any conference that has three-or-more appearances in BCS bowl games. The SEC was 17-10 in BCS games (.630 percentage), 16-9 (.640) in non-conference. Since 2006, the SEC has posted a 14-7 (.667) record in BCS/CFP games, more wins, appearances and winning percentage than any other conference.

• During the recent seven-year national championship winning streak, the SEC's average margin of victory in BCS National Championship Games was 17 points, which includes a three point victory over Oregon in 2011, the only game during the streak decided by single digits.

• With conference limits being removed in 2014 with the College Football Playoff, the SEC became the first conference to place three teams in CFP/BCS postseason bowls: Ole Miss (Chick-fil-A); Mississippi State (Orange); Alabama (Sugar/National Semifinal).

• Eight different SEC teams, six from the SEC Western Division, have made BCS/New Year's Six bowl game appearances since 2006: Alabama, Arkansas, Auburn, Florida, Georgia, LSU, Ole Miss and Mississippi State.

SEC SENDS NATIONAL RECORD-HIGH 12 TEAMS TO POSTSEASON IN 2016

BIRMINGHAM, Alabama – Twelve Southeastern Conference football teams learned their post-season bowl destinations on December 4, including No. 1-ranked Alabama which played No. 4 Washington in the Chick-fil-A Peach Bowl on December 31 in a semifinal game in the College Football Playoff. The SEC has advanced to the College Football Playoff in each of the first three seasons, earning the No. 1 slot two of the three years.

The College Football Playoff committee first selected teams for the national semifinal games, the Chick-fil-A Peach Bowl and the PlayStation Fiesta Bowl. The committee later announced the participants in the Allstate Sugar Bowl, Capital One Orange Bowl, Good Year Cotton Bowl and the Rose Bowl Game presented by Northwestern Mutual.

This marks the third year the conference assigned league schools to a "Pool of Six" bowls that include the Belk Bowl in Charlotte, the AdvoCare V100 Texas Bowl in Houston, the TaxSlayer Bowl in Jacksonville, the AutoZone Liberty Bowl in Memphis, the Franklin American Mortgage Music City Bowl in Nashville and the Outback Bowl in Tampa.

The SEC has now won 22 games in the last three postseasons, also a national record.

With 12 teams advancing to bowl games this season, the SEC became the first conference to send at least 10 teams to postseason bowls in four consecutive seasons. The SEC also sent a NCAA-record 12 teams to participate in postseason bowl games in 2014 and has sent no less than eight teams to post-season bowls in each of the last ten seasons.

The SEC established a national-record with nine postseason victories in 2015 and owned the previous record for postseason bowl victories with seven wins in 2007, 2013 and 2014.

Most Bowl Appearances – Single Season

- 12 – SEC, 2014, 2016
- 11 – ACC, 2013, 2014, 2016
- 10 – SEC, 2009, 2010, 2013, 2015
 - 10 – ACC, 2008
 - 10 – Big Ten, 2011, 2014, 2015, 2016
 - 10 – Pac-12, 2015
- 9 – SEC, 2000, 2006, 2007, 2011, 2012
 - 9 – ACC, 2010, 2015
 - 9 – Big 12, 2012
 - 9 – Pac 12, 2013

Most Bowl Wins – Single Season

- 9 – SEC, 2015 (9-2)
 - 9 – ACC, 2016 (9-3)
- 7 – SEC, 2007 (7-2); 2013 (7-3); 2014 (7-5)
- 4 – SEC, 2016 (6 times); Big 12 (once); Pac-12 (3 times); Big Ten (once)

In 2016, the SEC led the nation in the following categories:

- Most teams in postseason bowl games
- Most First Team All-Americans
- Most Overall All-Americans
- Most non-conference Top 25 victories
- Most non-conference Top 25 opponents
- Most teams ranked in Top 10 during the season
- Most teams ranked in final Top 25

2017 SEC Football

SEC FOOTBALL (2006-16)

During the last 11 years (2006-16), Southeastern Conference football has experienced success that is unparalleled in its football history and in the history of college football. During this tenure, the SEC's achievements have been demonstrated by:

- Triumphs in major bowl games, including the National Championship Game
- Non-conference success in regular season and bowl games
- Defeating highly-ranked non-conference teams
- Success in the polls and rankings
- Individual awards and All-America Teams
- Academic and Community Service Standouts
- Continued accomplishments of former SEC student-athletes in the NFL and NFL Draft

SEC IN THE CFP/BCS ERA (Since 1998)

• The SEC has won eight of the last 11 national championships, 10 of the 19 BCS/CFP-era National Championships, three runner-up finishes and 24 overall national titles (AP, BCS, FWAA, coaches poll) in SEC history. The SEC has appeared in 10 of the last 11 National Championship Games and in 10 of the 16 BCS Championship Games, winning nine.

• Four different SEC schools have won the National Championship since 2006 (Auburn, 2010; Alabama, 2009, 2011, 2012, 2015; Florida, 2006 and 2008; LSU, 2007). Tennessee (1998) and LSU (2003) have also won the former BCS crown. Auburn appeared in the 2013 BCS Championship Game, as did LSU in 2011. A team from the SEC Western Division had advanced to five consecutive national championship games prior to the 2014 season, when Alabama lost in the CFP semifinals. The ACC (Clemson, Miami and Florida State) has had each three schools win titles since 1998, while the Big 12 (Texas and Oklahoma) has had two.

• Since 2006, half of the slots in the National Championship Game have been taken by SEC teams (12 of 24). The Big Ten and ACC has three during that time, while the Big 12, Pac-12 has two.

• A SEC team has led or tied for the lead at the end of 32 of the last 44 quarters of National Championship Game play. Alabama only trailed for the final second of the 2017 National Championship Game.

• The SEC has had more teams ranked in the BCS/CFP standings for the most times than any other conference since 2006. The league has had 13 of its 14 teams ranked at one time or another since 2006. Vanderbilt is the only team to not appear in the BCS/CFP rankings during this time, however, the Commodores finished ranked in the Top 25 in both 2012 and 2013 after bowl games with 9-4 records. The BCS/CFP does not produce a poll following bowl games.

• Since 2006, the SEC has posted 14 wins in BCS - now New Year's Six/Access bowls - more wins than any other conference. Here are the BCS/CFP bowl records of all conferences since 2006:

SEC	14-11	.560
Pac-12	10-7	.588
Big Ten	10-14	.417
ACC	9-9	.500
Big 12	7-10	.412
AAC	6-3	.667
Mountain West	3-1	.750
WAC	2-1	.667
MAC	0-2	.000
Independents	0-3	.000

CFP Era (2014-Present) (Includes CFP Championship Game)

ACC	5-3	.625
Big Ten	5-5	.500
SEC	4-5	.444
Pac-12	3-3	.500
Big 12	2-3	.400
AAC	1-0	1.000
Mountain West	1-0	1.000
MAC	0-1	.000
Independent	0-1	.000

• With conference limits being removed in 2014 with the College Football Playoff, the SEC became the first conference to place three teams in CFP/BCS postseason bowls: Ole Miss (Chick-fil-A); Mississippi State (Orange); Alabama (Sugar/National Semifinal).

• Three of the top 10 defensive performances in CFP/BCS history have been registered by SEC teams, more than any other conference. Alabama's shutout of LSU in the 2012 BCS National Championship Game was the first shutout in CFP/BCS history. Alabama defeated Michigan State soundly 38-0 in a CFP National Semifinal in 2015, while defeating Washington 24-7 in 2016 semifinal contest.

• Alabama's 28-point victory over Notre Dame in the 2013 Discover BCS National Championship is the second-largest in the CFP/BCS Championship Game era. (Southern Cal defeated Oklahoma by 36 in the 2005 BCS Championship Game for the top spot, however, that victory was later vacated.)

• During the recent seven-year national championship winning streak, the SEC's average margin of victory in National Championship Games was 17 points, which includes a three point victory over Oregon in 2011, the only game during the streak decided by single digits.

SEC IN OVERALL BOWL GAMES

• Since 2006, the SEC has accrued more bowl wins (71) and appearances (110) than any other conference. The conference's .645 bowl winning percentage is first among FBS leagues during that time.

SEC	71-39	.645
Pac-12	41-29	.586
American	34-29	.540
Mountain West	35-27	.565
Sun Belt	18-14	.563
Conference USA	33-29	.532
Big 12	41-41	.500
Independents	12-12	.500
ACC	45-55	.450
Big Ten	35-57	.380
MAC	15-41	.268

• The SEC is 3-2 in College Football Playoff games and 1-1 in College Football Playoff National Championship Games. The SEC finished 9-2 in BCS National Championship Games (LSU 2-1, Florida 2-0, Alabama 3-0, Tennessee 1-0, Auburn 1-1), 8-1 vs. non-SEC competition. The SEC had the most wins (17) and the highest winning percentage of any conference that has three-or-more appearances in BCS bowl games. The SEC was 17-10 in BCS games (.630 percentage), 16-9 (.640) in non-conference. Since 2006, the SEC has posted a 14-11 (.560) record in BCS/CFP games, more wins and appearances than any other conference.

• The SEC has now won 22 games in the last three postseasons, a national record. With 12 teams advancing to bowl games this season, the SEC became the first conference to send at least 10 teams to postseason bowls in four consecutive seasons. The SEC also sent a NCAA-record 12 teams to participate in postseason bowl games in 2014 and has sent no less than eight teams to post-season bowls in each of the last ten seasons. The SEC established a national-record with nine postseason victories in 2015 and owned the previous record for postseason bowl victories with seven wins in 2007, 2013 and 2014.

• The SEC is 71-19 (.645) in bowl games since 2006, winning six or more bowl games each year but 2010, when the league finished 5-5.

SEC vs. OTHER CONFERENCES

• Since 2006, the SEC has posted the highest non-conference winning percentage (regular season & bowls) than any other conference. The league has a 544-129 record, an 80.8 winning percentage. The SEC has won no less than 43 non-conference games (regular season & bowls) during the last 11 seasons (2006-2016). Last season (2016), the SEC was 48-19 (.667)

• Teams from the SEC have posted 67 wins in the last nine years against non-conference Top 25 teams (at time game was played), an average of over seven wins per season. Eleven of the 14 SEC teams have at least one win against a non-conference Top 25 team in the last nine years with Alabama (11), LSU (10), Georgia (9), Florida (6), South Carolina (7) Auburn (3) and Texas A&M (3) leading the way. SEC teams have beaten teams ranked 1-25 since 2006 with the exception of No. 6, including five victories over No. 1.

1 – Florida def. #1 Ohio State, 41-14, 2007 Tostitos BCS National Championship Game; LSU def. #1 Ohio State, 38-24, 2008 Allstate BCS National Championship Game; Florida def. #1 Oklahoma, 24-14, 2009 FedEx BCS National Championship Game; Alabama def. #1 Notre Dame, 42-14, 2013 Discover BCS National Championship Game; Alabama def. #1 Clemson, 45-40, 2016 CFP Championship Game.

2 – Florida def. #2 Oklahoma, 24-14, 2009 FedEx BCS National Championship Game; Alabama def. #2 Texas, 37-21, 2010 Citi BCS National Championship Game; Auburn def. #2 Oregon, 22-19, 2011 Tostitos BCS National Championship Game.

3 – LSU def. #3 Oregon, 40-27, Sept. 3, 2011; Alabama def. #3 Michigan State, 38-0, 2015 Cotton Bowl (CFP Semifinal).

4 – Florida def. #4 Cincinnati, 51-24, 2010 Allstate Sugar Bowl; Alabama def. #4 Washington 24-7, 2016 Peach Bowl (CFP Semifinal).

5 – Florida def. #5 Florida State, 37-26, Nov. 24, 2012.

7 – Alabama def. #7 Virginia Tech, 34-24, Sept. 5, 2009; Georgia def. #7 Georgia Tech, 30-24, Nov. 28, 2009

8 – Arkansas def. #8 Kansas State, 29-16, Jan. 6, 2012; Alabama def. #8 Michigan, 41-14, Sept. 1, 2012

9 – Kentucky def. #9 Louisville, 40-34, Sept. 15, 2007; LSU def. #9 Virginia Tech, 48-7, Sept. 8, 2007; Alabama def. #9 Clemson, 34-10, Aug. 30, 2008; South Carolina def. #9 Nebraska, 30-13, Jan. 2, 2012; South Carolina def. #9 Clemson, 27-17, Nov. 24, 2012

10 – LSU def. #10 Notre Dame, 41-14, 2007 Allstate Sugar Bowl; Georgia def. #10 Hawaii, 41-10, 2008 Allstate Sugar Bowl

11 – Texas A&M def. #11 Oklahoma, 41-13, 2013 AT&T Cotton Bowl; Kentucky def. #11 Louisville, 41-38, Nov. 26, 2016

12 – Tennessee def. #12 California, 35-18, Sept. 2, 2006, Tennessee def. #12 Northwestern, 45-6, 2016 Outback Bowl; Arkansas def. #12 TCU, 41-38 OT, Sept. 10, 2016

13 – Arkansas def. #13 Texas A&M, 42-38, Oct. 1, 2011; Missouri def. #13 Oklahoma State, 41-31, 2014 Cotton Bowl; Ole Miss def. #13 Oklahoma State 48-20, 2016 Sugar Bowl

14 – Alabama def. #14 Penn State, 24-3, Sept. 11, 2010; LSU def. #14 Wisconsin, 28-24, Aug. 30, 2014

15 – Georgia def. #15 Virginia Tech, 31-24, 2006 Chick-fil-A Bowl; Tennessee def. #15 Wisconsin, 21-17, 2008 Outback Bowl; South Carolina def. #15 Clemson, 34-17, Nov. 28, 2009; Texas A&M def. #15 Arizona State, 38-17, Sept. 5, 2015; LSU def. #15 Louisville, 29-9, 2016 Citrus Bowl

16 – Georgia def. #16 Georgia Tech, 15-12, Nov. 25, 2006; Auburn def. #16 Clemson, 23-20, 2007 Chick-fil-A Bowl; LSU def. #16 West Virginia, 47-21, Sept. 24, 2011; Georgia def. #16 Nebraska, 45-31, 2013 Capital One Bowl; Georgia def. #16 Clemson, 45-21, Aug. 30, 2014; Texas A&M def. #16 UCLA, 31-24 OT, Sept. 3, 2016

17 – LSU def. #17 Texas A&M, 41-24, 2011 AT&T Cotton Bowl; South Carolina def. #17 Clemson, 34-13, Nov. 26, 2011

18 – Ole Miss def. #18 Oklahoma State, 21-7, 2010 AT&T Cotton Bowl; LSU def. #18 North Carolina, 30-24, Sept. 4, 2010; Alabama def. #18 Wisconsin, 35-17, Sept. 5, 2015; Florida def. #18 Iowa, 30-3; 2017 Outback Bowl

19 – Georgia def. #19 Michigan State, 24-12, 2009 Capital One Bowl; South Carolina def. #19 Wisconsin, 34-24; 2014 Capital One Bowl

20 – Alabama def. #20 Penn State, 27-11, Sept. 10, 2011; South Carolina def. #20 Michigan, 33-28, 2013 Outback Bowl; LSU def. #20 TCU 37-27, Aug. 31, 2013; Auburn def. #20 Kansas State, 20-14, Sept. 18, 2014; Georgia def. #20 Louisville, 37-14, 2014 Belk Bowl; Alabama def. #20 Southern Cal, 52-6, Sept. 3, 2016; Georgia def. #20 North Carolina, 33-24, Sept. 3, 2016

21 – LSU def. #21 West Virginia, 20-14, Sept. 25, 2010; Texas A&M def. #21 Duke, 52-48, 2013 Chick-fil-A Bowl; Tennessee def. #21 Nebraska, 38-24, 2016 Music City Bowl

22 – Auburn def. #22 Nebraska, 17-14, 2007 AT&T Cotton Bowl

23 – Florida def. #23 Florida State, 45-15, Nov. 29, 2008

24 – South Carolina def. #24 Clemson, 31-28, Nov. 25, 2006; Georgia def. #24 Arizona State, 27-10, Sept. 20, 2008

25 – Georgia def. #25 Georgia Tech, 31-17, Nov. 26, 2011

[NOTE: poll used either AP, BCS, CFP, USA Today or Harris]

SEC IN FINAL RANKINGS

• Since 2006, the SEC has had the most teams ranked in the final USA Today Coaches Poll. The conference has had 60 teams ranked in the final USA Today rankings, 17 more than the Big Ten (43) and 19 more than the Big 12 (41).

Conference	2006	2007	2008	2009	2010	2011	2012	2013	2014	2015	2016	Total
SEC	5	5	4	4	6	5	7	7	6	6	5	60
Big Ten	4	5	4	4	3	4	2	4	3	6	4	43
Big 12	2	5	5	4	5	4	3	3	3	4	3	41
Pac-12	3	3	4	2	2	2	3	5	6	3	5	38
ACC	3	3	3	3	4	3	2	3	4	3	4	31
American	3	2	1	3	0	2	2	2	1	2	1	19
MWC	2	1	3	3	2	2	1	0	1	0	1	16
CUSA	0	0	0	0	1	2	1	0	1	0	0	5
MAC	0	0	0	1	1	0	1	0	0	0	1	4

• The SEC has either led or tied for the lead with the most teams ranked in the USA Today Top 25 for 10 of the last 11 seasons, including 2016. In 2015, the SEC finished with six seven teams ranked in the final Top 25 poll. Nine SEC schools were ranked at some point during the 2016 season in the polls, with 10 receiving votes at some point during the season.

SEC INDIVIDUAL AWARDS AND ALL-AMERICANS

• In the 31 individual awards, the SEC has had at least one recipient in 29 of them since 2006. The SEC has only not had a winner of the Lou Groza (placekicker) or Brian Burlsworth (walk-on) in the last 11 seasons.

• Since 2006, the SEC football student-athletes and coaches have won 83 major individual awards, an average of nearly eight per year. The league won an all time high 12 individual honors in 2010.

• The SEC has won a national player of the year in the last 10 seasons with six different players since 2007 – Darren McFadden, Arkansas, and Tim Tebow, Florida, in 2007; Tebow in 2008; Mark Ingram, Alabama, in 2009; Cam Newton, Auburn, in 2010; Johnny Manziel, Texas A&M, in 2012; Derrick Henry, Alabama, in 2015. The SEC did not have a national player of the year in 2011, 2013, 2014 or 2019. Three of the Heisman finalists in 2013 were, however, from the SEC, as well as one of three in 2014.

SEC INDIVIDUAL AWARD WINNERS SINCE 2006

HEISMAN MEMORIAL TROPHY (Nation's best player) – Derrick Henry, Alabama (2015); Johnny Manziel, Texas A&M (2012); Cam Newton, Auburn (2010); Mark Ingram, Alabama (2009); Tim Tebow, Florida (2007)

CHUCK BEDNARIK AWARD (Nation's best defensive player) – Patrick Peterson, LSU (2010); Tyrann Mathieu, LSU (2011); Jonathan Allen, Alabama (2016)

RAY GUY AWARD (Nation's best punter) – Chas Henry, Florida (2010); Drew Butler, Georgia (2009)

MAXWELL AWARD (Nation's best player) – Derrick Henry, Alabama (2015); Cam Newton, Auburn (2010); Tim Tebow, Florida (2008); Tim Tebow, Florida (2007); AJ McCarron, Alabama (2013)

WALTER CAMP AWARD (Nation's best player) – Derrick Henry, Alabama (2015); Cam Newton, Auburn (2010); Darren McFadden, Arkansas (2007)

DOAK WALKER AWARD (Nation's best running back) – Derrick Henry, Alabama (2015); Trent Richardson, Alabama (2011); Darren McFadden, Arkansas (2007); Darren McFadden, Arkansas (2006)

DAVEY O'BRIEN AWARD (Nation's best quarterback) – Johnny Manziel, Texas A&M (2012); Cam Newton, Auburn (2010); Tim Tebow, Florida (2007)

JIM THORPE AWARD (Nation's best defensive back) – Johnthan Banks, Mississippi State (2012); Morris Claiborne, LSU (2011); Patrick Peterson, LSU (2010); Eric Berry, Tennessee (2009)

JOHN MACKAY AWARD (Nation's best tight end) – Hunter Henry, Arkansas (2015); D.J. Williams, Arkansas (2010); Aaron Hernandez, Florida (2009)

ROTARY LOMBARDI AWARD (Nation's outstanding lineman) – Nick Fairley, Auburn (2010); Glenn Dorsey, LSU (2007)

PAUL HORNUNG AWARD (Nation's most versatile player) – Brandon Boykin, Georgia (2011); Odell Beckham, LSU (2013)

FRANK BROYLES AWARD (Nation's top assistant coach) – John Chavis, LSU (2011); Gus Malzahn, Auburn (2010); Kirby Smart, Alabama (2009)

WUERFFEL TROPHY (Community service with athletic and academic achievement) – Barrett Jones, Alabama (2011)

JOHNNY UNITAS GOLDEN ARM (Outstanding senior quarterback) – AJ McCarron, Alabama (2013)

AFCA ASSISTANT COACH OF THE YEAR – Kirby Smart, Alabama (2012)

DISNEY SPIRIT AWARD (Top inspirational story) – Alabama Football Team (2011); D.J. Williams, Arkansas (2010)

HOME DEPOT COACH OF THE YEAR (National Coach of the Year) – Les Miles, LSU (2011); Gene Chizik, Auburn (2010); Nick Saban, Alabama (2008); Gus Malzahn, Auburn (2013)

EDDIE ROBINSON FWAA COACH OF THE YEAR – Nick Saban, Alabama (2008); Gus Malzahn, Auburn (2013)

LIBERTY MUTUAL COACH OF THE YEAR – Nick Saban, Alabama (2008); Les Miles, LSU (2011); Gus Malzahn, Auburn (2013)

CoSIDA/ESPN ACADEMIC ALL-AMERICAN OF THE YEAR – Barrett Jones, Alabama (2012); Greg McElroy, Alabama (2010); Tim Tebow, Florida (2009)

BUTKUS AWARD (Nation's best linebacker) – Rolando McClain, Alabama (2009); Patrick Willis, Ole Miss (2006); C.J. Mosley, Alabama (2013); Reuben Foster, Alabama (2016)

WILLIAM V. CAMPBELL TROPHY (Nation's top scholar-athlete) – Tim Tebow, Florida (2009); Barrett Jones, Alabama (2012)

RIMINGTON TROPHY (Nation's best center) – Ryan Kelly, Alabama (2015); Reece Dismukes, Auburn (2014); Barrett Jones, Alabama (2012); Maurkice Pouncey, Florida (2009); Jonathan Luigs, Arkansas (2007)

2017 SEC Football

SEC FOOTBALL (2006-16)

LOWE'S SENIOR CLASS AWARD (Nation's top senior student-athlete) – Dak Prescott, Mississippi State (2015); Tim Tebow, Florida (2009)

WUERFFEL TROPHY (Community Service, Athletic and Academic Achievement) – Tim Tebow, Florida (2008); Trevor Knight, Texas A&M (2016)

BILETNIKOFF AWARD (Wide Receiver) - Amari Cooper, Alabama (2014)

OUTLAND TROPHY (Nation's top lineman) – Barrett Jones, Alabama (2011); Andre Smith, Alabama (2008); Glenn Dorsey, LSU (2007); Cam Robinson, Alabama (2016)

WALTER CAMP COACH OF THE YEAR – Nick Saban, Alabama (2008)

BRONKO NAGURSKI AWARD (Nation's top defensive player) – Glenn Dorsey, LSU (2007); Jonathan Allen, Alabama (2016)

LOTT TROPHY (Defensive IMPACT Player) – Glenn Dorsey, LSU (2007)

MANNING AWARD (Nation's top quarterback) – Johnny Manziel, Texas A&M (2012); Tim Tebow, Florida (2008); JaMarcus Russell, LSU (2006)

ASSOCIATED PRESS COLLEGE PLAYER OF THE YEAR – Derrick Henry, Alabama (2015); Johnny Manziel, Texas A&M (2012); Tim Tebow, Florida (2007)

ARA SPORTSMANSHIP AWARD -- Barrett Jones, Alabama (2011)

TED HENDRICKS TROPHY (Nation's best defensive ends) -- Jadeveon Clowney, South Carolina (2012)

POP WARNER AWARD - Max Garcia, Florida (2014)

NFF LEGACY AWARD - Mike McNeely, Florida (2014)

• The SEC would fill a complete first unit at every position of first-team All-Americans since 2006. The SEC has had 112 players make first-team All-America in the AP, Walter Camp, FWAA or AFCA squads, including a national-leading 11 for the 2016 season.

SEC FOOTBALL ACADEMIC & COMMUNITY SERVICE STANDOUTS

• 29 SEC football student-athletes have won 31 national academic and community service awards since 2006. The SEC has had four of the last 10 CoSIDA/ESPN Academic All-Americans of the Year in football, two recipients of the William V. Campbell Trophy (known as the "Academic Heisman"), 15 first-team CoSIDA/ESPN Academic All-America first team recipients, eight National Football Foundation Scholar-Athletes and 19 representatives on the AFCA Good Works Team, including team captain Malcolm Mitchell of Georgia in 2015 and captain D.T. Shackelford of Ole Miss in 2014.

2006

CoSIDA/ESPN The Magazine Academic All-America First Team – Hayden Lane, OL, Kentucky

National Football Foundation Scholar-Athlete – Chris Leak, QB, Florida

AFCA Good Works Team – William Brown, OL, South Carolina; Quentin Moses, DE, Georgia; Jacob Tamme, TE, Kentucky; James Wilhoit, PK, Tennessee

2007

National Football Foundation Scholar-Athlete – Jacob Tamme, TE, Kentucky

CoSIDA/ESPN The Magazine Academic All-America First Team – Tim Tebow, QB, Florida; Jacob Tamme, TE, Kentucky

AFCA Good Works Team – Jason Cook, FB, Ole Miss; Kelin Johnson, SS, Georgia;

2008

CoSIDA/ESPN The Magazine Academic All-America First Team – Tim Tebow, QB, Florida; Tim Masthay, P, Kentucky

CoSIDA/ESPN The Magazine Academic All-America of the Year – Tim Tebow, QB, Florida

AFCA Good Works Team – Tim Masthay, P, Kentucky

Wuerrfel Trophy – Tim Tebow, QB, Florida

2009

National Football Foundation Scholar-Athlete – Tim Tebow, QB, Florida

NFF William V. Campbell Trophy – Tim Tebow, QB, Florida

CoSIDA/ESPN The Magazine Academic All-America First Team – Tim Tebow, QB, Florida; Colin Peek, TE, Alabama

CoSIDA/ESPN The Magazine Academic All-America of the Year – Tim Tebow, QB, Florida

AFCA Good Works Team – Tim Tebow, QB, Florida; Jeff Owens, DL, Georgia

2010

National Football Foundation Scholar-Athlete – Greg McElroy, QB, Alabama; Derek Sherrod, OT, Mississippi State

CoSIDA/ESPN Academic All-America First Team – Greg McElroy, QB, Alabama; Barrett Jones, OL, Alabama; Drew Butler, P, Georgia

2011

National Football Foundation Scholar-Athlete - Drew Butler, P, Georgia

Capital One/CoSIDA Academic All-America First-Team - Barrett Jones, OL, Alabama; Drew Butler, P, Georgia

AFCA Good Works Team - Aron White, TE, Georgia; Jacob Lewellen, DL, Kentucky

ARA Sportsmanship Award -- Barrett Jones, OL, Alabama

2012

National Football Foundation Scholar-Athlete - Barrett Jones, C, Alabama

NFF William V. Campbell Trophy - Barrett Jones, C, Alabama

Capital One/CoSIDA Academic All-America First-Team - Barrett Jones, C, Alabama; Dylan Breeding, P, Arkansas

AFCA Good Works Team - Barrett Jones, C, Alabama; Philip Lutzenkirchen, TE, Auburn; Aaron Murray, QB, Georgia

2013

National Football Foundation Scholar-Athlete - Aaron Murray, QB, Georgia

Capital One/CoSIDA Academic All-America First-Team - Aaron Murray, QB, Georgia;

AFCA Good Works Team - Carey Spear, PK, Vanderbilt

2014

AFCA Good Works Team - Deterrian Shackelford, Ole Miss (Captain); Chris Conley, Georgia; Andrew East, Vanderbilt; Max Godby, Kentucky

Community Spirit Award - Dylan Thompson, South Carolina

Pop Warner Award - Max Garcia, Florida

NFF Legacy Award - Mike McNeely, Florida

2015

Lowe's Senior CLASS Award - Dak Prescott, Mississippi State

AFCA Good Works Team - Jonathan Wallace, Auburn; Malcolm Mitchell, Georgia (Captain); Landon Foster, Kentucky

Community Spirit Award - Malcolm Mitchell, Georgia

2016

Lowe's Senior CLASS Award - O.J. Howard, Alabama

AFCA Good Works Team - Jeb Blazevich, Georgia; Oren Burks, Vanderbilt

CoSIDA Academic All-America First-Team - Brooks Ellis, LB, Arkansas

National Football Foundation Scholar-Athlete – Brooks Ellis, LB, Arkansas

The SEC leads all conferences with 67 selections to the Good Works Team since it began in 1992.

The SEC is followed by the Big 12 Conference with 48 selections and the Atlantic Coast Conference with 37 selections. Georgia is in first place with 17 honorees to the Allstate AFCA Good Works Team®. The Bulldogs are followed by Nebraska with 14 honorees. Super Bowl XLII, XLVI and XLI champion quarterbacks Eli and Peyton Manning were members of the 2002 and 1997 Good Works Teams®, respectively.

2017 SEC Football

SEC FOOTBALL (2006-16)

SEC IN THE NFL

• The SEC has had more of its former players on NFL rosters in the last 10 seasons than any other conference. Since 2006, the SEC has averaged 297 players per year on NFL opening weekend rosters, as well as 332 over the last five years.

• During the last 11 completed NFL seasons (2005-16), the SEC had had five of its former players named NFL MVP (2005, Shaun Alexander, RB, Alabama with Seattle; 2008-09-13, Peyton Manning, QB, Tennessee with Indianapolis and Denver; 2015, Cam Newton, QB, Auburn with Carolina).

• During the last 12 Super Bowls (2006-17), three former SEC players have been named game MVP five times (2006 – Hines Ward, WR, Georgia with Pittsburgh; 2007 – Peyton Manning, QB, Tennessee with Indianapolis; 2008 and 2012– Eli Manning, QB, Ole Miss with New York Giants. Von Miller of Texas A&M was named MVP of Super Bowl 50, although his final year was the Aggies final season prior to joining the SEC.

SEC ON NFL ROSTERS

	2006	2007	2008	2009	2010	2011	2012	2013	2014	2015
SEC –	266	263	259	263	272	283	257	340	345	355

• The Southeastern Conference led the nation in 2016 with an all-time high 362 former players on opening weekend 53-man active rosters, including injured reserve.

• The SEC led the nation's conferences in draft picks for the 10th consecutive year in 2016. The last time that the SEC did not top the conference draft list was in 2006, when the ACC had 52, the Big Ten had 41 and the SEC had 37.

• The nation-leading 51 NFL Draft picks are the third most in SEC history, trailing only the 63 in 2013 and 54 in 2015.

• The SEC has averaged over 50 selections per draft since 2006.

• For the fifth time in the last six years, the SEC once again led the nation in First Round NFL Draft selections. The SEC produced eight (8) opening-round draft picks, followed by the Big Ten (6), Pac-12 (4); ACC (4), Big 12 (3), AAC (2), Notre Dame (2) Conference USA (1) and FCS (1).

• The SEC had eight First Round picks in 2016, one more than the seven (7) the league produced in 2015. During the last 10 NFL Drafts, the SEC has a nation-leading 89 players taken in the opening round, an average of nearly nine per season.

• Over the last six NFL Drafts, the SEC has accounted for 35 percent of the Top 10 selections.

• Since 2010, the SEC has nearly double (65) the total amount of First Round selections than the next closest conference (ACC – 34).

• Five SEC schools had a player drafted in the First Round in 2015, including a record three from Ole Miss.

• This marked the first time in the last six NFL Drafts the SEC did not have a Top-3 selection.

• The SEC now has 27 Top-10 picks since 2009 and 33 since 2007.

• At least one Florida player has been selected in every NFL draft since 1952, the longest streak in SEC history. The Gators have had seven First Round picks in the last four NFL Drafts. Florida has had a first round pick in nine of the last 10 years.

• Since 2009, Top 10 NFL picks by league: SEC (27); Big 12 (17); ACC (13); Pac-12 (12); B1G (5), MAC (2); AAC (1), BYU (1), Notre Dame (1).

• Six of the first 23 selections of the 2015 NFL Draft were from the SEC.

• Over the last 18 NFL Drafts, the SEC has had the No. 1 pick seven times; Have also had a Top 3 pick 13 times and Top 5 pick 16 times.

• Prior to 2016, the SEC had at least three Top 10 selections each year since the 2006 Draft.

• Alabama has had a First Round selection in each of the past eight NFL Drafts, the nation's longest current streak.

• Alabama has the most First Round picks nationally since 2007 with 17. Florida is second with 14.

• Texas A&M has had at least one First-Round selection each year since joining the SEC.

2016 FIRST-ROUND SELECTIONS BY CONFERENCE

SEC: 8
Big Ten: 6
ACC: 4
Pac-12: 4
Big 12: 3
AAC: 2
Independent: 2

C-USA: 1
FCS: 1

FIRST-ROUND SELECTIONS SINCE 2010

SEC: 65
ACC: 34
Big 12: 32
Pac-12: 30
Big Ten: 27

SEC FIRST ROUND SELECTIONS SINCE 2010

2016: 8
2015: 7
2014: 11
2013: 12
2012: 9
2011: 11
2010: 7

SEC NFL DRAFT SELECTIONS

	2007	2008	2009	2010	2011	2012	2013	2014	2015	2016
SEC -	41	35	37	49	38	42	63	49	54	51
ACC -	31	33	33	31	35	31	31	42	47	26
Big Ten -	34	28	28	34	29	41	22	30	35	47
Pac-12 -	25	34	32	29	31	28	28	34	39	32
Big 12 -	28	29	28	30	30	26	22	17	25	26

The SEC led the nation's conferences in draft picks for the 10th consecutive year. The last time that the SEC did not top the conference draft list was in 2006, when the Big Ten had 41 and the SEC had 37.

SEC IN THE NFL SUCCESS

• Former Southeastern Conference football players have had success in the National Football League. Here is a snapshot of that success since 2000.

2000s All-Decade Team

OG - Alan Faneca, LSU (Pittsburgh, N.Y. Jets, Arizona)
C - Kevin Mawae, LSU (Seattle, N.Y. Jets, Tennessee)
QB - Peyton Manning, Tennessee (Indianapolis)
RB - Jamal Lewis, Tennessee (Baltimore, Cleveland)
RB - Shaun Alexander, Alabama (Seattle, Washington)
DT - Richard Seymour, Georgia (New England, Oakland)
CB - Champ Bailey, Georgia (Washington, Denver)

NFL MVPs

2003 - Peyton Manning, Indianapolis (Tennessee)
Jamal Lewis, Baltimore (Tennessee)
2004 - Peyton Manning, Indianapolis (Tennessee)
2005 - Shaun Alexander, Seattle (Alabama)
2008 - Peyton Manning, Indianapolis (Tennessee)
2009 - Peyton Manning, Indianapolis (Tennessee)
2013 - Peyton Manning, Denver (Tennessee)
2015 - Cam Newton, Carolina (Auburn)

Super Bowl MVPs

XL - Hines Ward, Pittsburgh (Georgia)
XLI - Peyton Manning, Indianapolis (Tennessee)
XLII - Eli Manning, New York Giants (Ole Miss)
XLVI - Eli Manning, New York Giants (Ole Miss)
50 - *Von Miller, Denver Broncos (Texas A&M)

*-Final season at Texas A&M was season prior to school joining the SEC.

A total of 28 players hailing from current Southeastern Conference institutions were on the full rosters of the New England Patriots and Atlanta Falcons, the two National Football League teams who squared off for Super Bowl LI on February 5. Players listed on active rosters for the two squads who hail from current SEC institutions, not including practice squad and injured reserve, totals 21, which leads all conferences nationally.

Alabama led the SEC and the nation with five former players, while Auburn and LSU had four each. Twelve SEC schools will have at least one player represented in the Super Bowl for the second consecutive season.

A representative from a SEC institution has been named MVP of the Super Bowl five of the last 12 seasons.

WINNINGEST SEC COACHES - ALL GAMES AT SEC INSTITUTIONS

	Wins	Coach (Schools)	Seasons	W-L-T
1.	292	Paul "Bear" Bryant (Kentucky/Alabama)	UK 1946-53 UA 1958-82	60-23-5 232-46-9
2.	208	Steve Spurrier (Florida/South Carolina)	UF 1990-2001 SC 2005-2015	122-27-1 86-49
3.	201	Vince Dooley (Georgia)	1964-88	201-77-10
4.	197	Dan McGugin (Vanderbilt)	1904-17; 1919-34	197-55-19
5.	190	John Vaught (Ole Miss)	1947-70; 1973	190-61-12
6.	176	Ralph "Shug" Jordan (Auburn)	1951-75	176-83-6
7.	173	Robert Neyland (Tennessee)	1926-34; 1936-40; 1946-52	173-31-12
8.	162	Nick Saban (LSU/Alabama)	LS 2000-04 UA 2007-present	48-16 114-19
9.	154	Mark Richt (Georgia)	2001-2015	154-52
10.	152	Phillip Fulmer (Tennessee)	1992-2008	152-52
11.	140	Wallace Butts (Georgia)	1939-60	140-86-9
12.	137	Charlie McClendon (LSU)	1962-79	137-59-7
13.	122	Mike Donahue (Auburn/LSU)	AU 1904-06; 1908-22 LSU 1923-27	99-35-5 23-19-3
14.	115	Johnny Majors (Tennessee)	1977-92	115-62-8
	115	Frank Thomas (Alabama)	1931-46	115-24-7
16.	114	Les Miles (LSU)	2005-16	114-34
17.	110	Tommy Tuberville (Ole Miss/Auburn)	UM 1995-98 AU 1999-2008	25-20 85-40
18.	104	Doug Dickey (Tennessee/Florida)	UT 1964-69 UF 1970-78	46-15-4 58-42-2
19.	99	Pat Dye (Auburn)	1981-92	99-39-4
	99	Houston Nutt (Ole Miss/Arkansas)	AR 1998-2007 UM 2008-2011	75-48 24-26
21.	98	Harry Mehre (Georgia/Ole Miss)	UG 1928-37 UM 1938-45	59-34-6 39-26-1
22.	83	Bernie Moore (LSU)	1935-47	83-39-6
23.	75	Jackie Sherrill (Mississippi State)	1991-2002	75-75-2
24.	70	Ray Graves (Florida)	1960-69	70-31-4
25.	67	Billy Brewer (Ole Miss)	1983-93	67-55-3

Minimum 50 Victories

WINNINGEST SEC COACHES - SEC REGULAR-SEASON GAMES

	Wins	Coach (Schools)	Seasons	W-L-T
1.	159	Paul "Bear" Bryant (Kentucky/Alabama)	UK 1946-53 UA 1958-82	22-18-4 137-28-5
2.	131	Steve Spurrier (Florida/South Carolina)	UF 1990-2001 SC 2005-2015	87-14 44-39
3.	106	John Vaught (Ole Miss)	1947-70; 1973	106-41-10
4.	105	Vince Dooley (Georgia)	1964-88	105-41-4
5.	100	Nick Saban (Alabama/LSU)	LS 2000-04 UA 2007-present	30-12 70-13
6.	98	Ralph "Shug" Jordan (Auburn)	1951-75	98-63-4
	98	Phillip Fulmer (Tennessee)	1992-2008	98-36
8.	85	Mark Richt (Georgia)	2001-2015	85-40
9.	67	Wallace Butts (Georgia)	1939-60	67-60-5
10.	64	Les Miles (LSU)	2005-16	64-29
	64	Tommy Tuberville (Ole Miss/Auburn)	UM 1995-98 AU 1999-2008	12-20 52-29
12.	62	Charlie McClendon (LSU)	1962-79	62-38-0
	62	Robert Neyland (Tennessee)	1926-34; 1936-40; 1946-52	62-15-5
14.	59	Frank Thomas (Alabama)	1931-46	59-16-6
15.	57	Johnny Majors (Tennessee)	1977-92	57-40-3
16.	52	Houston Nutt (Ole Miss/Arkansas)	AR 1998-2007 UM 2008-2011	42-38 10-24
17.	49	Doug Dickey (Tennessee/Florida)	UT 1964-69 UF 1970-78	21-10-4 28-28-1
18.	48	Pat Dye (Auburn)	1981-92	48-27-1
19.	43	Jackie Sherrill (Mississippi State)	1991-2003	43-52-1
20.	39	Urban Meyer (Florida)	2005-10	39-13
21.	38	Gene Stallings (Alabama)	1990-96	38-16-0
22.	36	Ray Graves (Florida)	1960-69	36-19-3
23.	34	Harold "Red" Drew (Ole Miss/Alabama)	UM 1946 UA 1947-54	1-6-0 33-21-7
24.	33	Billy Brewer (Ole Miss)	1983-93	33-41-0
25.	30	Terry Bowden (Auburn)	1993-98	30-14-1

Minimum 25 Victories /Includes SEC Championship Games

SEC COACHING RECORDS

Coach, Team	COLLEGIATE OVERALL RECORD		ALL GAMES AT SEC SCHOOLS		SEC vs. SEC# GAMES ONLY	
	W-L-T	Pct.	W-L-T	Pct.	W-L-T	Pct.
Nick Saban, Alabama	205-61-1	.770	162-35 (8)	.822 (2)	100-25 (5)	.800 (1)
Bret Bielema, Arkansas	93-50	.650	25-26	.490	10-22	.313
Gus Malzahn, Auburn	44-21	.677	35-18	.660	19-14	.576
Jim McElwain, Florida	41-24	.647	19-8	.704	13-5	.706
Kirby Smart, Georgia	8-5	.615	8-5	.615	4-4	.500
Mark Stoops, Kentucky	19-30	.388	19-30	.388	8-24	.250
Ed Orgeron, LSU	22-29	.431	16-27	.372	7-23	.233
Matt Luke, Ole Miss	0-0	.000	0-0	.000	0-0	.000
Dan Mullen, Mississippi State	61-42	.592	61-42	.592	29-35	.453
Barry Odom, Missouri	4-8	.333	4-8	.333	2-6	.250
Will Muschamp, South Carolina	34-28	.548	34-28	.548	20-20	.500
Butch Jones, Tennessee	80-48	.625	30-21	.588	14-18	.438
Kevin Sumlin, Texas A&M	79-38	.675	44-21	.677	21-19	.525
Derek Mason, Vanderbilt	13-24	.351	13-24	.351	5-19	.208

W-L-T Ranking indicates number of wins; Pct. ranking indicates highest winning percentage (To be listed among career leaders, must have min. 5 years coaching)

- includes SEC Championship Game / () - Current SEC Coaches' Rankings among Career Leaders

STARTING QUARTERBACKS IN THE SEC (2016)

School	Quarterback(s)	Record	IN WINS -----				IN LOSSES -----			
			A-C-I	Yards	TD	Pct.	A-C-I	Yards	TD	Pct.
Alabama	Blake Barnett	1-0	6-5-0	100	1	83.3	N/A			
	Jalen Hurts	13-1	351-227-9	2,649	22	64.7	31-13-0	131	1	41.9
Arkansas	Austin Allen	7-6	180-118-4	1,636	16	65.6	221-125-11	1,794	9	56.6
Auburn	Sean White	9-7	167-116-2	1,634	8	69.5	166-89-4	10,28	1	53.6
	John Franklin	1-0	4-2-0	9	0	50.0	N/A			
Florida	Jeremy Johnson	7-5	161-111-7	1,451	15	68.9	75-40-1	338	2	53.3
	Luke Del Rio	5-1	164-95-6	893	8	57.9	37-19-2	229	0	51.4
Georgia	Austin Appleby	4-3	91-57-3	711	5	62.6	113-68-4	706	5	60.2
	Greyson Lambert	11-2	208-142-1	1,648	10	68.3	56-25-1	365	2	44.6
Kentucky	Jacob Eason	7-5	206-115-3	1,454	11	55.8	164-89-4	976	5	54.3
	Drew Barker	2-3	31-17-1	130	0	54.8	56-23-4	461	4	41.1
LSU	Stephen Johnson	5-4	126-68-4	1,022	5	54.0	105-54-2	3559	1	51.4
	Luke Wright	1-0	4-3-1	28	0	75.0				
Ole Miss	Brandon Harris	10-5	176-96-3	1,443	10	54.5	140-68-6	912	4	48.6
	Danny Etling	7-3	179-114-3	1,609	9	63.7	76-40-1	414	1	52.6
Mississippi State	Chad Kelly	14-8	455-299-11	4,131	32	65.7	331-203-11	2,660	18	61.3
	Shea Patterson	1-2	42-25-1	338	2	59.5	90-47-2	542	4	52.2
Missouri	Nick Fitzgerald	6-7	176-104-5	1,354	15	59.1	184-92-5	1,069	6	50.0
South Carolina	Drew Lock	6-14	192-128-1	1,752	16	66.7	480-223-16	2,335	9	46.5
	Perry Orth	2-9	47-28-1	424	1	59.6	256-148-8	1,811	10	57.8
Tennessee	Brandon McIlwain	1-2	28-16-0	195	0	57.1	45-24-1	211	0	53.3
	Jake Bentley	4-3	97-68-0	776	6	70.1	93-57-4	644	3	61.3
Texas A&M	Joshua Dobbs	23-12	592-370-14	4,653	44	62.5	363-220-12	2,218	7	60.6
Vanderbilt	Trevor Knight	7-4	239-130-5	1,704	11	54.4	123-63-2	728	8	51.2
	Jake Hubenak	1-1	32-19-0	248	1	59.3	27-16-1	213	2	59.3
	Kyle Shurmur	8-10	208-116-2	1,588	9	55.8	270-132-11	1,324	5	48.9

SEC vs. NON-CONFERENCE TEAMS

[Conference alignment at times games were played]

2016 SEC NON-CONFERENCE RECORD [48-19 (.716)]

(Includes Bowl Games)

Conference	2016 App.	W-L	Pct.	Since 1995*
American	3	2-1	.667	32-33 (.492) #
Atlantic Coast	14	4-10	.286	102-73 (.583)
Big Ten	3	2-1	.667	53-34 (.609)
Big 12	5	2-3	.400	47-33-1 (.586)
Conference USA	9	7-2	.778	139-27 (.837)
Mid-American	5	5-0	1.000	64-6 (.914)
Mountain West	0	0-0	-	19-7 (.731)
Pac-12	3	3-0	1.000	22-14 (.611)
Sun Belt	7	6-1	.857	153-8 (.950)
Western Athletic	0	0-0	-	50-7 (.877)
FBS Independent	9	8-1	.889	55-18 (.753)
Non-FBS	9	9-0	-	157-4 (.975)

*-using alignment during year played.

- formerly BIG EAST.

SEC NON-CONFERENCE RECORD (Since 1992)

Year	Regular Season			
	App.	W-L	Pct.	Bowls
1992	36	27-9	.750	5-1
1993	36	28-7-1	.792	2-2
1994	36	27-8-1	.764	3-2
1995	36	29-7	.806	2-4
1996	36	27-9	.750	5-0
1997	36	32-4	.889	5-1
1998	36	27-9	.750	4-4
1999	36	28-8	.778	4-4
2000	36	27-9	.750	4-5
2001	36	29-7	.806	5-3
2002	49	37-12	.755	3-4
2003	46	31-15	.674	5-2
2004	36	25-11	.694	3-3
2005	36	27-9	.750	3-3
2006	48	41-7	.854	6-3
2007	48	40-8	.825	7-2
2008	48	37-11	.771	6-2
2009	48	42-6	.875	6-4
2010	48	41-7	.854	5-5
2011	48	42-6	.875	5-2
2012	56	48-8	.857	6-3
2013	56	47-9	.839	7-3
2014	55	48-7	.863	7-5
2015	55	45-10	.815	9-2
2016	54	42-12	.778	6-7
TOTALS	1091	874-215-2	.802	129-83 (.608)
TOTAL w/ BOWLS	1290	1,003-298-2	.771	

NON-CONFERENCE RECORDS (Does not include bowl games)

School	SINCE 1933					SINCE 2000					Current Streak
	Games	Won	Lost	Tied	Pct.	Games	Won	Lost	Tied	Pct.	
Alabama	331	264	61	6	.807	64	53	11	0	.828	W33
Arkansas	88	71	17	0	.807	64	56	8	0	.875	W5
Auburn	334	252	74	8	.766	64	53	11	0	.828	W3
Florida	358	244	105	9	.694	63	49	14	0	.778	L1
Georgia	385	282	89	14	.751	64	56	8	0	.875	L1
Kentucky	344	234	101	9	.693	64	47	17	0	.734	W3
LSU	364	274	79	11	.768	62	59	3	0	.952	W2
Ole Miss	352	257	87	8	.741	64	48	16	0	.750	W3
Mississippi State	328	235	83	8	.729	64	45	19	0	.703	W1
Missouri	20	16	4	0	.800	20	16	4	0	.800	L1
South Carolina	88	65	23	0	.739	64	52	12	0	.813	L1
Tennessee	367	290	68	9	.802	64	53	11	0	.828	W6
Texas A&M	20	20	0	0	1.000	20	20	0	0	1.000	W20
Vanderbilt	327	198	120	9	.619	64	40	24	0	.625	W2
TOTALS	3670	2696	911	91	.747	799	641	158	0	.802	---

STATE OF THE SEC

Record Last Five Years (2012-Current)

	W-L		Bowls	SEC Champ		SEC Champ	National Champ	AP Top 25
		Pct.		Game App.				
Alabama	64-7	.901	5	4	4	2	5	
Georgia	48-18	.727	5	2	0	0	2	
LSU	45-18	.714	5	0	0	0	3	
Texas A&M	44-21	.677	5	0	0	0	2	
Ole Miss	39-25	.609	4	0	0	0	2	
Mississippi State	40-25	.615	5	0	0	0	1	
Florida	41-23	.641	4	2	0	0	2	
South Carolina	38-26	.594	4	0	0	0	2	
Auburn	38-27	.585	4	1	1	0	2	
Missouri	37-27	.578	2	2	0	0	2	
Tennessee	35-28	.556	3	0	0	0	1	
Vanderbilt	31-32	.492	3	0	0	0	2	
Arkansas	29-34	.460	3	0	0	0	0	
Kentucky	21-40	.344	1	0	0	0	0	

Record Last 10 Years (2004-Current)

	W-L		Bowls	SEC Champ		SEC Champ	National Champ	AP Top 25
		Pct.		Game App.				
Alabama	114-19	.857	10	6	5	4	9	
LSU	98-32	.754	10	2	2	1	7	
Georgia	93-39	.705	10	2	0	0	5	
Florida	91-40	.695	9	4	1	1	5	
Missouri	85-46	.649	7	2	0	0	5	
Auburn	82-48	.631	8	2	2	1	4	
South Carolina	78-51	.605	8	1	0	0	4	
Texas A&M	77-52	.597	9	0	0	0	3	
Mississippi State	73-55	.570	8	0	0	0	2	
Arkansas	71-56	.559	7	0	0	0	2	
Tennessee	68-59	.535	6	1	0	0	2	
Ole Miss	66-60	.524	6	0	0	0	4	
Kentucky	54-71	.432	5	0	0	0	0	
Vanderbilt	53-72	.424	5	0	0	0	2	

SHUTOUTS IN THE SEC SINCE 1992

Which defenses in the SEC have posted the most shutouts since 1992:

Team	Total	Last
Alabama	30	11/5/16 vs. LSU (10-0)
Arkansas	8	11/22/14 vs. Ole Miss (30-0)
Auburn	15	11/19/16 vs. Alabama A&M (55-0)
Georgia	12	10/11/14 vs. Missouri (34-0)
Florida	12	9/17/16 vs. North Texas (32-0)
Kentucky	5	9/5/09 vs. Miami, Ohio (42-0)
LSU	18	9/13/14 vs. UL-Monroe (31-0)
Ole Miss	13	11/8/14 vs. Presbyterian (48-0)
Mississippi State	9	11/22/14 vs. Vanderbilt (51-0)
Missouri	9	9/24/16 vs. Delaware State (79-0)
South Carolina	7	8/28/08 vs. N.C. State (34-0)
Tennessee	18	11/5/16 vs. Tennessee Tech (55-0)
Texas A&M	11	9/10/16 vs. Prairie View A&M (67-0)
Vanderbilt	4	11/3/12 vs. Kentucky (40-0)

SEC'S BEST ROAD TEAMS SINCE 1992

Which SEC team has the best record away from home in league games since 1992 (includes neutral site games/does not include SEC Championship Game):

Team	W-L	Pct.
Florida	79-32	.712
Alabama	71-33	.683
Georgia	70-42-1	.624
Tennessee	58-43	.574
Auburn	56-44	.560
LSU	53-45-1	.546
South Carolina	39-63	.382
Arkansas	37-61-2	.380
Ole Miss	31-68	.313
Mississippi State	30-69-1	.305
Kentucky	25-75	.250
Vanderbilt	19-82	.188

Texas A&M	16-7	.696
Missouri	9-11	.450

CLOSE LOSSES SINCE 2003

Team	Total Losses	1-7 Margin	Pct.
Alabama	42	26	.619
Georgia	49	30	.612
LSU	39	20	.513
Florida	53	24	.453
South Carolina	73	33	.452
Arkansas	73	31	.425
Tennessee	72	29	.403
Texas A&M	75	30	.400
Auburn	58	23	.397
Ole Miss	86	33	.384
Vanderbilt	102	37	.363
Missouri	64	20	.313
Kentucky	98	30	.306
Mississippi State	88	22	.250

EASTERN DIVISION vs. WESTERN DIVISION

(Since 1992 • DOES NOT INCLUDE SEC CHAMPIONSHIP GAME)

EASTERN vs. Western	W	L	T	Pct.	Streak
Florida	41	29	0	.586	W1
Georgia	46	23	1	.664	W1
Kentucky	24	46	0	.333	W1
Missouri	5	5	0	.500	W1
South Carolina	24	45	1	.350	L6
Tennessee	36	33	1	.521	L13
Vanderbilt	13	57	0	.186	W1
TOTALS	189	238	3	.443	

WESTERN vs. Eastern	W	L	T	Pct.	Streak
Alabama	50	19	1	.721	W14
Arkansas	30	40	0	.429	L1
Auburn	42	27	1	.607	L1
LSU	38	31	1	.550	L1
Ole Miss	34	36	0	.486	L1
Mississippi State	37	33	0	.536	L1
Texas A&M	7	3	0	.700	W4
TOTALS	238	189	3	.557	

SEC NEWS & NOTES

SEC FOOTBALL SERIES MARGINS SINCE 2000 (Min. 10 games played / Includes 2016 games)

Series	G	Total	Avg.	1-9	10-19	20-29	30+
		Margin	Margin				
South Carolina-Tennessee	17	124	7.29	12	4	1	0
Georgia-South Carolina	17	187	11.00	9	4	2	1
Florida-Tennessee	17	189	11.12	7	8	1	1
Kentucky-Mississippi State	17	196	11.53	8	6	3	0
Alabama-LSU	18	209	11.61	9	5	3	1
Georgia-Tennessee	17	198	11.65	9	4	4	0
Florida-Georgia	17	202	11.88	9	5	2	1
Auburn-Ole Miss	17	203	11.94	8	5	4	0
LSU-Ole Miss	17	208	12.24	9	5	1	2
Ole Miss-Vanderbilt	17	209	12.29	9	5	2	1
South Carolina-Vanderbilt	17	209	12.29	7	8	1	1
Arkansas-LSU	17	209	12.29	10	3	3	1
Kentucky-South Carolina	17	213	12.53	12	1	2	2
Kentucky-Vanderbilt	17	229	13.47	6	6	2	2
Florida-LSU	17	231	13.59	9	3	2	3
Auburn-LSU	17	238	14.00	8	3	4	2
Arkansas-Ole Miss	17	240	14.12	7	5	1	4
Arkansas-Mississippi State	17	248	14.59	9	3	2	3
Auburn-Georgia	17	248	14.59	9	3	3	2
Kentucky-Tennessee	17	249	14.65	6	6	2	3
Alabama-Auburn	17	250	14.71	8	5	2	2
Arkansas-South Carolina	14	219	15.64	5	4	4	1
Auburn-Mississippi State	17	270	15.88	8	2	5	2
Tennessee-Vanderbilt	17	266	15.65	8	3	4	2
Alabama-Ole Miss	17	263	15.47	8	4	1	4
Ole Miss-Mississippi State	17	272	16.00	5	7	2	3
Alabama-Tennessee	17	291	17.12	6	3	3	5
Florida-South Carolina	17	294	17.29	5	3	4	4
Arkansas-Auburn	17	297	17.47	5	6	5	1
Georgia-Kentucky	17	297	17.47	7	3	3	4
Georgia-Vanderbilt	17	304	17.88	5	6	2	4
Alabama-Arkansas	17	309	18.18	6	5	3	3
Florida-Vanderbilt	17	322	18.94	6	4	5	2
Alabama-Mississippi State	17	339	19.94	3	5	5	3
LSU-Mississippi State	17	371	21.82	5	3	2	7
Florida-Kentucky	17	405	23.82	5	2	3	7

SEC ALL-TIME RECORDS BY WINNING PERCENTAGE (Min. 23 starts)

1. Jay Barker, Alabama (1991-94)	35-2-1 (.934)
2. Danny Wuerffel, Florida (1993-96)	32-3-1 (.903)
T3. AJ McCarron, Alabama (2010-13)	36-4 (.900)
T3. Buck Belue, Georgia (1978-81)	27-3 (.900)
5. John Lastinger, Georgia (1981-83)	20-2-1 (.891)
6. Greg McElroy, Alabama (2007-10)	24-3 (.889)
7. Tee Martin, Tennessee (1996-99)	22-3 (.880)
8. Terry Davis, Alabama (1971-72)	21-3 (.875)
9. Bobby Scott, Tennessee (1968-70)	20-3 (.869)
10. Peyton Manning, Tennessee (1994-97)	39-6 (.867)
11. Tim Tebow, Florida (2006-09)	35-6 (.866)
12. Reggie Slack, Auburn (1986-89)	22-4 (.846)
13. Connor Shaw, South Carolina (2010-13)	27-5 (.844)
14. John Rauch, Georgia (1945-48)	36-8-1 (.811)
15. David Greene, Georgia (2001-04)	42-10 (.808)
16. Matthew Stafford, Georgia (2006-08)	28-7 (.800)
17. Shane Matthews, Florida (1990-92)	27-7 (.794)
18. Heath Shuler, Tennessee (1991-93)	19-5 (.792)
19. Andy Kelly, Tennessee (1988-91)	24-5-2 (.790)
20. Babe Parilli, Kentucky (1949-51)	28-8 (.778)
21. Jason Campbell, Auburn (2001-04)	31-9 (.775)
22. Casey Clausen, Tennessee (2000-03)	34-10 (.773)

CURRENT CONSECUTIVE GAMES WITHOUT BEING SHUTOUT

Southeastern Conference	Gms	Last Time Shutout
1. *Florida	361	Oct. 29, 1988 (lost to Auburn, 16-0)
2. Tennessee	285	Sept. 17, 1994 (lost to Florida, 31-0)
3. Georgia	274	Sept. 30, 1995 (lost to Alabama, 31-0)
4. Alabama	213	Nov. 18, 2000 (lost to Auburn, 9-0)
5. South Carolina	141	Sept. 9, 2006 (lost to Georgia, 18-0)
6. Mississippi State	103	Nov. 28, 2008 (lost to Ole Miss, 45-0)
7. Auburn	53	Nov. 24, 2012 (lost to Alabama, 49-0)
8. Kentucky	51	Nov. 3, 2012 (lost to Vanderbilt, 40-0)
9. Arkansas	42	Oct. 19, 2013 (lost to Alabama, 52-0)
10. Missouri	32	Oct. 11, 2014 (lost to Missouri, 34-0)
11. Texas A&M	31	Oct. 18, 2014 (lost to Alabama, 59-0)
12. Ole Miss	27	Nov. 22, 2014 (lost to Arkansas, 30-0)
13. Vanderbilt	13	Nov. 21, 2015 (lost to Texas A&M, 25-0)
13. LSU	4	Nov. 5, 2016 (lost to Alabama, 10-0)

* - Longest active streak in NCAA FBS.

SEC STATISTICAL TRENDS

Below are some statistical trends in the SEC since conference expansion in 1992 through the 2015 season (Averages per Game Only):

Category	1992	1993	1994	1995	1996	1997	1998	1999	2000	2001	2002	2003	2004	2005	2006	2007	2008	2009	2010	2011	2012	2013	2014	2015	2016
Scoring Offense	21.7	24.7	26.3	27.1	24.6	25.7	25.9	24.9	26.4	27.7	25.6	27.3	25.0	24.1	25.4	30.3	25.6	28.4	31.0	27.3	30.4	31.7	31.5	28.4	29.8
Total Offense	335.1	367.2	366.9	376.7	344.7	372.6	376.4	349.5	364.8	399.2	360.4	376.9	368.9	348.3	351.6	385.9	342.9	378.6	400.2	355.0	402.4	432.5	417.7	399.6	422.2
Rushing Offense	167.4	169.8	165.1	153.7	144.7	137.9	144.0	127.7	140.9	154.1	163.9	157.8	166.6	141.4	140.5	168.4	147.1	175.8	175.2	161.1	168.4	197.0	189.0	177.1	198.3
Passing Offense	167.7	197.4	201.8	223.0	200.0	234.7	232.4	221.8	223.9	245.1	196.5	219.1	202.3	206.9	211.1	217.5	195.8	202.8	225.0	193.9	234.0	235.5	228.7	222.4	224.0
Percent Run	49.9%	46.2%	44.9%	40.8%	41.9%	37.0%	38.3%	36.5%	38.6%	38.6%	45.5%	41.9%	45.2%	40.6%	39.9%	43.6%	42.9%	46.4%	43.8%	45.4%	41.8%	45.5%	45.2%	44.3%	47.0%
Percent Pass	50.1%	53.8%	55.1%	59.2%	58.1%	63.0%	61.7%	63.5%	61.4%	61.4%	54.5%	58.1%	54.8%	59.4%	60.1%	56.8%	57.1%	53.6%	56.2%	54.6%	58.2%	54.5%	54.8%	55.7%	53.0%
Scoring Defense	18.8	19.6	21.7	22.5	20.9	21.2	22.3	21.0	22.2	23.7	21.2	22.5	21.2	20.7	19.4	23.8	20.5	20.8	23.7	20.7	23.0	24.8	23.4	21.9	24.8
Total Defense	315.1	329.9	340.9	349.0	320.3	339.1	349.5	322.4	337.1	372.5	329.2	346.6	336.9	327.6	315.0	352.9	309.4	328.7	350.3	320.7	361.3	379.8	370.3	358.1	393.1
Rushing Defense	145.8	146.1	151.4	141.6	131.7	121.6	132.9	107.3	128.8	140.7	143.1	137.7	149.5	131.7	128.4	147.4	122.3	140.7	141.2	143.8	140.2	161.0	157.7	151.0	174.8
Passing Defense	169.3	183.8	189.5	207.4	188.6	217.5	216.6	215.1	208.3	231.8	186.1	208.9	187.4	195.9	186.6	205.5	187.1	188.0	209.1	176.9	221.2	218.7	212.6	207.1	218.4
Percent Run	46.3%	44.3%	44.4%	40.6%	41.1%	35.9%	38.0%	33.3%	38.2%	37.8%	43.5%	39.7%	44.4%	40.2%	40.8%	41.8%	39.5%	42.8%	40.3%	44.8%	38.7%	42.4%	42.6%	42.3%	44.5%
Percent Pass	53.7%	55.7%	55.6%	59.4%	58.9%	64.1%	62.0%	66.7%	61.8%	62.2%	56.5%	60.3%	55.6%	58.8%	59.2%	58.2%	60.5%	57.2%	59.7%	55.2%	61.3%	57.6%	57.4%	57.8%	55.5%

SEC CAREER STATISTICAL LEADERS

Total Offensive Yards Gained

- 13,562 - Aaron Murray, Georgia (396 rushing, 13,166 passing).....2010-13
- 12,232 - Tim Tebow, Florida (2,947 rushing, 9,285 passing)2006-09
- 11,897 - Dak Prescott, Mississippi State (2,521 rushing, 9,376 passing).....2012-15
- 11,380 - Chris Leak, Florida (137 rushing, 11,213 passing, 30 receiving).....2003-06
- 11,270 - David Greene, Georgia (-258 rushing, 11,528 passing).....2001-04
- 11,020 - Peyton Manning, Tennessee (-181 rushing, 11,201 passing)1994-97
- 10,841 - Eric Zeier, Georgia (-312 rushing, 11,153 passing).....1991-94
- 10,637 - Jared Lorenzen, Kentucky (279 rushing, 10,354 passing)2000-03
- 10,500 - Danny Wuerffel, Florida (-375 rushing, 10,875 passing)1993-96
- 10,478 - Bo Wallace, Ole Miss (944 rushing, 9,534 passing)2012-15

Highest Active Players

- 4,882 - Drew Lock, Missouri2015-16
- 4,160 - Nick Fitzgerald, Mississippi State2014-16
- 3,734 - Jalen Hurts, Alabama2016

Touchdown Responsibility

- 145 - Tim Tebow, Florida (57 rushing, 88 passing).....2006-09
- 137- Aaron Murray, Georgia (16 rushing, 121 passing).....2010-13
- 122 - Danny Wuerffel, Florida (8 rushing, 114 passing)1993-96
- 114 - Dak Prescott, Mississippi State (41 rushing, 70 passing, 3 rec.)2012-15
- 101 - Peyton Manning, Tennessee (12 rushing, 89 passing)1994-97
- 101 - Chris Leak, Florida (13 rushing, 88 passing)2003-06
- 93 - Johnny Manziel, Texas A&M (30 rushing, 63 passing)2012-13
- 90 - Jared Lorenzen, Kentucky (12 rushing, 78 passing)2000-03
- 87 - Joshua Dobbs, Tennessee (32 rushing, 53 passing, 2 rec.)2013-16
- 86 - Eli Manning, Ole Miss (5 rushing, 81 passing)2000-03

Highest Active Players

- 41 - Nick Fitzgerald, Mississippi State2014-16
- 36 - Jalen Hurts, Alabama2016
- 30 - Nick Chubb, Georgia2014-16
- 30 - Drew Lock, Missouri.....2015-16

Rushing Yards Gained

- 5,259 - Herschel Walker, Georgia (33 games)1980-82
- 4,590 - Darren McFadden, Arkansas (38 games).....2005-07
- 4,557 - Kevin Faulk, LSU (41 games)1995-98
- 4,303 - Bo Jackson, Auburn (38 games)1982-85
- 4,163 - Errict Rhett, Florida (48 games).....1990-93
- 4,050 - Dalton Hilliard, LSU (44 games).....1982-85
- 4,035 - Charles Alexander, LSU (44 games)1975-78
- 3,994 - Anthony Dixon, Mississippi State (47 games)2006-09
- 3,928 - Emmitt Smith, Florida (31 games)1987-89
- 3,835 - Sonny Collins, Kentucky (41 games)1972-75

Highest Active Players

- 3,347 - Ralph Webb, Vanderbilt2014-16
- 3,304 - Nick Chubb, Georgia2014-16
- 2,502 - Sony Michel, Georgia2014-16

All-Purpose Yards

- 6,833 - Kevin Faulk, LSU1995-98
- 5,881 - Darren McFadden, Arkansas2005-07
- 5,856 - Derek Abney, Kentucky2000-03
- 5,749 - Herschel Walker, Georgia1980-82
- 5,743 - Domanick Davis, LSU1999-2002
- 5,596 - James Brooks, Auburn1977-80
- 5,393 - Errict Rhett, Florida1990-93
- 5,343 - Rafael Little, Kentucky2004-07
- 5,330 - Dennis Johnson, Arkansas2008-12
- 5,326 - Dalton Hilliard, LSU1982-85

Highest Active Players

- 3,780 - Ralph Webb, Vanderbilt2014-16
- 3,635 - Nick Chubb, Georgia2014-16
- 3,207 - Christian Kirk, Texas A&M2015-16

Pass Completions

- 921 - Aaron Murray, Georgia (1,478 atts., 13,166 yards)2010-13
- 895 - Chris Leak, Florida (1,458 atts., 11,213 yards)2003-06
- 863 - Peyton Manning, Tennessee (1,402 atts., 11,201 yards)1994-97
- 862 - Jared Lorenzen, Kentucky (1,514 atts., 10,354 yards).....2000-03
- 849 - David Greene, Georgia (1,440 atts., 11,528 yards).....2001-04
- 838 - Eric Zeier, Georgia (1,402 atts., 11,153 yards).....1991-94
- 829 - Eli Manning, Ole Miss (1,363 atts., 10,119 yards)2000-03
- 795 - Tim Couch, Kentucky (1,184 atts., 8,435 yards)1996-98
- 791 - Andre' Woodson, Kentucky (1,278 atts., 9,360 yards)2004-07
- 775 - Casey Clausen, Tennessee (1,270 atts., 9,707 yards)2000-03

Highest Active Players

- 366 - Drew Lock, Missouri2015-16
- 254 - Austin Allen, Arkansas2014-16
- 248 - Kyle Shurmur, Vanderbilt2015-16

Passing Yards

- 13,166 - Aaron Murray, Georgia (921 of 1,478)2010-13
- 11,528 - David Greene, Georgia (849 of 1,440).....2001-04
- 11,213 - Chris Leak, Florida (895 of 1,458)2003-06
- 11,201 - Peyton Manning, Tennessee (863 of 1,381)1994-97
- 11,153 - Eric Zeier, Georgia (838 of 1,402).....1991-94
- 10,875 - Danny Wuerffel, Florida (708 of 1,170).....1993-96
- 10,354 - Jared Lorenzen, Kentucky (862 of 1,514).....2000-03
- 10,119 - Eli Manning, Ole Miss (829 of 1,363)2000-03
- 9,707 - Casey Clausen, Tennessee (774 of 1,269)2000-03
- 9,534 - Bo Wallace, Ole Miss (747 of 1,186).....2012-15

Highest Active Players

- 4,731 - Drew Lock, Missouri2015-16
- 3,618 - Austin Allen, Arkansas2014-16
- 2,912 - Kyle Shurmur, Vanderbilt2015-16

Consecutive Attempts Without An Interception

- 325 - Andre Woodson, Kentucky2006-07
- 291 - AJ McCarron, Alabama2011-12
- 288 - Dak Prescott, Mississippi State.....2014-15
- 214 - David Greene, Georgia2004
- 203 - Tim Tebow, Florida2008
- 200 - Stewart Patridge, Ole Miss1997
- 190 - Brodie Croyle, Alabama.....2005
- 184 - Tyler Wilson, Arkansas.....2011
- 177 - Connor Shaw, South Carolina.....2012-13
- 176 - Eric Zeier, Georgia1993-94
- 176 - David Greene, Georgia2002-03

Touchdown Passes

- 121- Aaron Murray, Georgia.....2010-13
- 114 - Danny Wuerffel, Florida1993-96
- 89 - Peyton Manning, Tennessee1994-97
- 88 - Chris Leak, Florida2003-06
- 88 - Tim Tebow, Florida.....2006-09
- 81 - Eli Manning, Ole Miss2000-03
- 79 - Andre' Woodson, Kentucky2004-07
- 78 - Jared Lorenzen, Kentucky2000-03
- 77 - Rex Grossman, Florida2000-02
- 77 - A.J. McCarron, Alabama.....2010-13

Highest Active Players

- 27 - Drew Lock, Missouri2015-16
- 26 - Austin Allen, Arkansas2014-16
- 24 - Nick Fitzgerald, Mississippi State2014-16

SEC CAREER STATISTICAL LEADERS

Receptions

1.	262 - Jordan Matthews, Vanderbilt (3,759 yards).....	2010-13
2.	236 - Earl Bennett, Vanderbilt (2,852 yards).....	2005-07
3.	228 - Amari Cooper, Alabama (3,463 yards).....	2012-15
4.	208 - Craig Yeast, Kentucky (2,899 yards).....	1995-98
5.	207 - Kenny McKinley, South Carolina (2,781 yards).....	2005-09
6.	204 - Terrence Edwards, Georgia (3,093 yards).....	1999-2002
7.	202 - Laquon Treadwell, Ole Miss (2,393 yards).....	2013-15
8.	200 - Keith Edwards, Vanderbilt (1,757 yards).....	80,82-84
9.	199 - Fred Ross, Mississippi State (2,528 yards).....	2013-16
10.	198 - Chris Collins, Ole Miss (2,621 yards).....	2000-03

Highest Active Player

1.	163 - Christian Kirk, Texas A&M	2015-16
2.	161 - Calvin Ridley, Alabama	2015-16

Reception Yardage

1.	3,759- Jordan Matthews, Vanderbilt (262 catches).....	2010-13
2.	3,463 - Amari Cooper, Alabama (228 catches).....	2012-15
3.	3,093 - Terrence Edwards, Georgia (204 catches).....	1999-2002
4.	3,042 - Alshon Jeffery, South Carolina (183 catches).....	2009-11
5.	3,001 - Josh Reed, LSU (167 catches).....	1999-2001
6.	2,964 - Boo Mitchell, Vanderbilt (188 catches).....	1985-88
7.	2,934 - Jarius Wright, Arkansas (168 catches).....	2008-11
8.	2,923 - DJ Hall, Alabama (194 catches).....	2004-07
9.	2,899 - Craig Yeast, Kentucky (208 catches).....	1995-98
10.	2,884 - Fred Gibson, Georgia (161 catches).....	2001-04

Highest Active Players

1	1,937 - Christian Kirk, Texas A&M	2015-16
2.	1,814 - Calvin Ridley, Alabama	2015-16

Touchdown Receptions

1.	31 - Chris Doering, Florida (40 games).....	1992-95
	31 - Amari Cooper, Alabama (40 games).....	2012-15
3.	30 - Terrence Edwards, Georgia (45 games).....	1999-2002
	30 - Josh Reynolds, Texas A&M (38 games).....	2014-16
5.	29 - Ike Hilliard, Florida (32 games).....	1994-96
	29 - Terry Beasley, Auburn (30 games).....	1969-71
	29 - Jack Jackson, Florida (38 games).....	1992-94
8.	28 - Craig Yeast, Kentucky (43 games).....	1995-98
10.	27 - Jabar Gaffney, Florida (23 games).....	2000-2001
	27 - Marcus Monk, Arkansas (40 games).....	2004-07

Highest Active Players

1	16 - Christian Kirk, Texas A&M	2015-16
2.	14 - Calvin Ridley, Alabama	2015-16

Rushing Touchdowns

1.	55 - Tim Tebow, Florida.....	2006-09
2.	49 - Herschel Walker, Georgia.....	1980-82
3.	46 - Kevin Faulk, LSU.....	1995-98
4.	45 - Carnell Williams, Auburn.....	2001-04
5.	44 - Dalton Hilliard, LSU.....	1982-85
6.	43 - Bo Jackson, Auburn.....	1982-85
7.	42 - Anthony Dixon, Mississippi State.....	2006-09
	42 - Derrick Henry, Alabama.....	2013-15
	42 - Mark Ingram, Alabama.....	2008-10
9.	41 - Shaun Alexander, Alabama.....	1996-99
	41 - Darren McFadden, Arkansas.....	2005-07
	41 - Dak Prescott, Mississippi State.....	2012-15

Highest Active Players

1.	27 - Nick Chubb, Georgia	2014-16
2.	22 - Ralph Webb, Vanderbilt	2014-16
3.	19 - Nick Fitzgerald, Mississippi State	2014-16

Points Scored

1.	412 - Blair Walsh, Georgia (184 PATs, 76 FGs, 53 games).....	2008-11
2.	409 - Billy Bennett, Georgia (148 PAT, 87 FGs, 50 games).....	2000-03
3.	407 - Marshall Morgan, Georgia (215 PATs, 64 FGs, 51 games).....	2012-15
4.	385 - Leigh Tiffin, Alabama (136 PATs, 83 FGs, 46 games).....	2006-09
5.	371 - Jeff Hall, Tennessee (188 PAT, 61 FGs, 46 games).....	1995-98
6.	369 - Colt David, LSU (201 PATs, 54 FGs, 1 TD, 52 games).....	2005-09
7.	368 - Jeff Chandler, Florida (67 FGs, 167 PATs, 46 games).....	1997-2001
8.	363 - Wes Byrum, Auburn (183 PATs, 60 FGs, 51 games).....	2007-10
9.	359 - Elliott Fry, South Carolina (161 PATs, 66 FGs, 51 games).....	2013-16
10.	355 - Andrew Baggett, Missouri (157 PATs, 66 FGs, 52 games).....	2012-15

Highest Active Players

1.	354 - Daniel Carlson, Auburn	2014-16
2.	314 - Aaron Medley, Tennessee	2014-16
3.	265 - Gary Wunderlich, Ole Miss	2014-16

Most Touchdowns Scored

1.	57 - Tim Tebow, Florida (55 games).....	2006-09
2.	53 - Kevin Faulk, LSU (41 games).....	1995-98
3.	52 - Herschel Walker, Georgia (33 games).....	1980-82
4.	50 - Dalton Hilliard, LSU (44 games).....	1982-85
5.	50 - Shaun Alexander, Alabama (41 games).....	1996-99
6.	46 - Carnell Williams, Auburn (42 games).....	2001-04
	46 - Anthony Dixon, Mississippi State (47 games).....	2006-09
	46 - Mark Ingram, Alabama (39 games).....	2008-10
9.	45 - Bo Jackson, Auburn (38 games).....	1982-85

Highest Active Players

1.	31 - Nick Chubb, Georgia	2014-16
2.	24 - Ralph Webb, Vanderbilt	2014-16
3.	22 - Sony Michel, Georgia	2014-16

Field Goals Made

1.	87 - Billy Bennett, Georgia (110 atts.).....	2000-03
2.	83 - Leigh Tiffin, Alabama (109 atts.).....	2006-09
3.	78 - Philip Doyle, Alabama (105 atts.).....	1987-90
4.	77 - Kevin Butler, Georgia (98 atts.).....	1981-84
5.	76 - Blair Walsh, Georgia (103 atts.).....	2008-11
6.	71 - Fuad Reveiz, Tennessee (95 atts.).....	1981-84
7.	70 - Caleb Sturgis, Florida (87 atts.).....	2008-12
8.	69 - Daniel Carlson, Auburn (83 atts.).....	2014-16
9.	67 - Jeff Chandler, Florida (80 atts.).....	1997-2001
10.	66 - Andrew Baggett, Missouri (90 atts.).....	2012-15
	66 - Elliott Fry, South Carolina (88 atts.).....	2013-16

Highest Active Players

1.	69 - Daniel Carlson, Auburn	2014-16
2.	52 - Aaron Medley, Tennessee	2014-16
3.	47 - Gary Wunderlich, Ole Miss	2014-16

Total Points Scored by Kicking

1.	412 - Blair Walsh, Georgia (184 PATs, 76 FGs, 53 games).....	2008-11
2.	409 - Billy Bennett, Georgia (87 FGs, 148 PATs).....	2000-03
3.	407 - Marshall Morgan, Georgia (215 PATs, 64 FGs, 51 games).....	2012-15
4.	385 - Leigh Tiffin, Alabama (136 PATs, 83 FGs, 46 games).....	2006-09
5.	371 - Jeff Hall, Tennessee (61 FGs, 188 PATs).....	1995-98
6.	368 - Jeff Chandler, Florida (67 FGs, 167 PATs).....	1997-2001
7.	363 - Colt David, LSU (201 PATs, 54 FGs, 52 games).....	2005-09
	363 - Wes Byrum, Auburn (183 PATs, 60 FGs, 51 games).....	2007-10
9.	359 - Elliott Fry, South Carolina (161 PATs, 66 FGs, 51 games).....	2013-16
10.	355 - Andrew Baggett, Missouri (157 PATs, 66 FGs, 52 games).....	2012-15

Highest Active Players

1.	348 - Daniel Carlson, Auburn	2014-16
2.	314 - Aaron Medley, Tennessee	2014-16
3.	265 - Gary Wunderlich, Ole Miss	2014-16

PRE-SEASON ALL-SEC TEAMS

Media Days (Chosen by media)

(*ties)
OFFENSE
 First-Team
 QB Jalen Hurts, Alabama (196)
 RB Derrius Guice, LSU (223)
 RB Nick Chubb, Georgia (211)
 WR Calvin Ridley, Alabama (232)
 WR Christian Kirk, Texas A&M (197)
 TE Isaac Nauta, Georgia (134)
 OL Braden Smith, Auburn (201)
 OL Martez Ivey, Florida (198)
 OL Jonah Williams, Alabama (187)
 OL Ross Pierschbacher, Alabama (174)
 C Frank Ragnow, Arkansas (174)

Second-Team

QB Nick Fitzgerald, Mississippi State (121)
 RB Bo Scarbrough, Alabama (151)
 RB Kamryn Pettway, Auburn (141)
 WR Antonio Callaway, Florida (152)
 WR J'Mon Moore, Missouri (91)
 TE Hayden Hurst, South Carolina (115)
 OL Isaiah Wynn, Georgia (116)
 OL Jashon Robertson, Tennessee (108)
 OL K.J. Malone, LSU (101)
 OL Martin Rankin, Mississippi State (101)
 C Bradley Bozeman, Alabama (155)

Third-Team

QB Austin Allen, Arkansas (102)
 RB Ralph Webb, Vanderbilt (105)
 RB Sony Michel, Georgia (30)
 WR Deebo Samuel, South Carolina (64)
 WR Jauan Jennings, Tennessee (42)
 TE DeAndre Goolsby, Florida (76)
 OL Lester Cotton, Alabama (96)
 OL Greg Little, Ole Miss (94)
 OL Javon Patterson, Ole Miss (87)
 OL Koda Martin, Texas A&M (69)
 C Will Clapp, LSU (66)

DEFENSE

First-Team
 DL Da'Ron Payne, Alabama (196)
 DL Da'Shawn Hand, Alabama (180)
 DL Trenton Thompson, Georgia (172)
 DL Marquis Haynes, Ole Miss (159)
 LB Arden Key, LSU (191)
 LB Rashaan Evans, Alabama (180)
 LB Roquan Smith, Georgia (157)
 DB Minkah Fitzpatrick, Alabama (232)
 DB Ronnie Harrison, Alabama (156)
 DB Armani Watts, Texas A&M (137)
 DB Duke Dawson, Florida (137)

Second-Team

DL Cece Jefferson, Florida (151)
 DL Marlon Davidson, Auburn (120)
 DL Christian LaCouture, LSU (107)
 DL Denzil Ware, Kentucky (78)
 LB Shaun Dion Hamilton, Alabama (156)
 LB Skai Moore, South Carolina (128)
 LB Tre' Williams, Auburn (103)
 DB Tray Matthews, Auburn (126)
 DB Donte Jackson, LSU (123)
 DB Carlton Davis, Auburn (109)
 DB Dominick Sanders, Georgia (109)

Third-Team

DL Marcell Frazier, Missouri (77)
 DL Jabari Zuniga, Florida (76)
 DL Dontavious Russell, Auburn (70)
 DL Rashard Lawrence, LSU (54)
 LB Jordan Jones, Kentucky (91)
 LB Lorenzo Carter, Georgia (82)
 LB Oren Burks, Vanderbilt (58)
 DB Anthony Averett, Alabama (104)
 DB Marcell Harris, Florida (83)
 DB Mike Edwards, Kentucky (71)
 DB Tony Brown, Alabama (62)

SPECIALISTS

First-Team
 P JK Scott, Alabama (222)
 PK Daniel Carlson, Auburn (218)
 RS Christian Kirk, Texas A&M (176)
 AP Christian Kirk, Texas A&M (161)

Second-Team

P Johnny Townsend, Florida (99)
 PK Eddy Piniero, Florida (106)
 RS Evan Berry, Tennessee (117)
 AP Derrius Guice, LSU (133)

Third-Team

P Trevor Daniel, Tennessee (58)
 PK Gary Wunderlich, Ole Miss (94)
 RS Antonio Callaway, Florida (84)
 AP Kerryon Johnson, Auburn (66)

PREDICTED ORDER OF FINISH

WESTERN DIVISION (1st Place votes)

School	Points
Alabama (225)	1683
Auburn (13)	1329
LSU (4)	1262
Arkansas (1)	796
Texas A&M	722
Mississippi State	633
Ole Miss	379

EASTERN DIVISION (1st Place votes)

School	Points
Georgia (138)	1572
Florida (96)	1526
Tennessee (3)	998
South Carolina (5)	897
Kentucky	869
Vanderbilt	554
Missouri	388

SEC CHAMPION

School	Points
Alabama	217
Auburn	11
Georgia	6
LSU	3
Florida	3
South Carolina	1
Vanderbilt	1
Arkansas	1
Vanderbilt	1
Arkansas	1

Coaches'

First Team Preseason All-SEC

OFFENSE
 TE Hayden Hurst, South Carolina
 OL Braden Smith, Auburn
 Martez Ivey, Florida
 Jonah Williams, Alabama
 Ross Pierschbacher, Alabama
 C Frank Ragnow, Arkansas
 WR Christian Kirk, Texas A&M
 Calvin Ridley, Alabama

QB Jalen Hurts, Alabama

RB Derrius Guice, LSU
 Nick Chubb, Georgia

AP Christian Kirk, Texas A&M

DEFENSE

DL Da'Shawn Hand, Alabama
 Da'Ron Payne, Alabama
 Marquis Haynes, Ole Miss
 Trenton Thompson, Georgia

LB Arden Key, LSU
 Skai Moore, South Carolina
 Roquan Smith, Georgia

DB Minkah Fitzpatrick, Alabama
 Armani Watts, Texas A&M
 Duke Dawson, Florida
 Ronnie Harrison, Alabama

SPECIAL TEAMS

PK Daniel Carlson, Auburn
 P JK Scott, Alabama
 RS Christian Kirk, Texas A&M

Second Team Preseason All-SEC

OFFENSE

TE Isaac Nauta, Georgia
 OL Martin Rankin, Mississippi State
 K.J. Malone, LSU
 Koda Martin, Texas A&M
 Paul Adams, Missouri*
 Greg Little, Ole Miss
 Isaiah Wynn, Georgia*

C Will Clapp, LSU

WR J'Mon Moore, Missouri
 Antonio Callaway, Florida

QB Nick Fitzgerald, Mississippi State

RB Kamryn Pettway, Auburn
 Bo Scarbrough, Alabama

AP Derrius Guice, LSU

DEFENSE

DL Cece Jefferson, Florida
 Marlon Davidson, Auburn
 Jabari Zuniga, Florida

Denzil Ware, Kentucky*
 Dontavious Russell, Auburn*

LB Jordan Jones, Kentucky
 Rashaan Evans, Alabama
 Tre' Williams, Auburn

DB Donte Jackson, LSU
 Dominick Sanders, Georgia
 Carlton Davis, Auburn
 Tray Matthews, Auburn

SPECIAL TEAMS

PK Gary Wunderlich, Ole Miss

P Johnny Townsend, Florida

RS Evan Berry, Tennessee

Third Team Preseason All-SEC

OFFENSE

TE C.J. Conrad, Kentucky*
 DeAndre Goolsby, Florida*

OL Jashon Robertson, Tennessee
 Jauan Taylor, Florida
 Zack Bailey, South Carolina
 Hjalte Froholdt, Arkansas

C Bradley Bozeman, Alabama

WR Deebo Samuel, South Carolina
 Jauan Jennings, Tennessee

QB Austin Allen, Arkansas

RB Ralph Webb, Vanderbilt
 Benny Snell, Kentucky

AP Brandon Powell, Florida*
 Deebo Samuel, South Carolina*
 Kerryon Johnson, Auburn*
 Trevon Diggs, Alabama*

DEFENSE

DL Terry Beckner, Jr., Missouri
 Jonathan Ledbetter, Georgia
 Christian LaCouture, LSU
 Marcell Frazier, Missouri

LB Oren Burks, Vanderbilt
 Shaun Dion Hamilton, Alabama
 Lorenzo Carter, Georgia

DB Anthony Averett, Alabama
 Mike Edwards, Kentucky
 Chauncey Gardner, Florida
 Ryan Pulley, Arkansas

SPECIAL TEAMS

PK Austin MacGinnis, Kentucky*
 Eddy Piniero, Florida*

P Trevor Daniel, Tennessee

RS Antonio Callaway, Florida

* - Ties

SEC CHAMPIONSHIP GAME

SEC DIVISIONAL TIE-BREAKER

In the event of a tie for the division championship, the following procedures will be used to break all ties to determine the SEC Football Championship Game representative. All Conference versus Conference Games (both division and non-division) will be counted in the Conference Standings.

1. **Two-Team Tie.** In the event two teams are tied for a division title, the following procedure will be used in the following order:

- A. Head-to-head competition between the two tied teams;
- B. Records of the tied teams within the division;
- C. Head-to-head competition against the team within the division with the best overall (divisional and non-divisional) Conference record, and proceeding through the division (multiple ties within the division will be broken from first to last and a tie for first place will be broken before a tie for fourth place);
- D. Overall record against non-divisional teams;
- E. Combined record against all common non-divisional teams;
- F. Record against the common non-divisional team with the best overall Conference record (divisional or non-divisional) and proceeding through other common non-divisional teams based on their order of finish within their division;
- G. Best cumulative Conference winning percentage of non-divisional opponents; and

Example: Tied Teams Non-Divisional Opponents Cumulative Record

Western 1 Eastern Opponents: 14-2
 Western 2 Eastern Opponents: 12-4
 (Western 1 would be the representative)

H. Coin flip of the tied teams.

2. **Three-Team Tie (or more).** If three teams (or more) are tied for a division title, the following procedure will be used in the following order: (Note: If one of the procedures results in one team being eliminated and two remaining, the two-team tiebreaker procedure as stated in No. 1 above will be used):

- A. Combined head-to-head record among the tied teams;
- B. Record of the tied teams within the division;
- C. Head-to-head competition against the team within the division with the best overall Conference record (divisional and non-divisional) and proceeding through the division (multiple ties within the division will be broken from first to last and a tie for first place will be broken before a tie for fourth place);
- D. Overall Conference record against non-divisional teams;
- E. Combined record against all common non-divisional teams;
- F. Record against the common non-divisional team with the best overall Conference record (divisional and non-divisional) and proceeding through other common non-divisional teams based on their order of finish within their division; and
- G. Best cumulative Conference winning percentage of non-divisional opponents (Note: If two teams' non-divisional opponents have the same cumulative record, then the two-team tiebreaker procedures apply. If four teams are tied, and three teams' non-divisional opponents have the same cumulative record, the three-team tiebreaker procedures will be used beginning with 2.A.);

Example: Tied Teams Non-Divisional Opponents Cumulative Record

Western 1 Eastern Opponents: 14-2
 Western 2 Eastern Opponents: 12-4
 Western 3 Eastern Opponents: 8-8
 (Western 1 would be the representative)

H. Coin flip of the tied teams with the team with the odd result being the representative (Example: If there are two teams with tails and one team with heads, the team with heads is the representative).

2017 SEC CHAMPIONSHIP GAME

The Southeastern Conference's Eastern and Western Division winners will meet in Atlanta's newly constructed Mercedes-Benz Stadium to battle for the league championship and the right to represent the conference in the College Football Playoff. The 26th-annual title game is set for December 2 and will be televised nationally by CBS Sports.

The game was born as a result of 1992 conference expansion, which saw Arkansas and South Carolina become the first members added in SEC history. Under NCAA regulations, a conference with 12 members may play an additional football game to determine its champion, provided the regular season is played in divisions.

The participants of the game are determined each year during the eight-game regular-season conference schedule as the teams with the best overall SEC winning percentage in each division.

The 2016 SEC Championship Game was the highest rated championship game in the nation and second highest rated game of the entire 2016 season. Overall the SEC in on CBS had four of the Top 10 Most Watched College Football games last season and seven of the Top 20.

The 2009 SEC Championship Game earned an 11.8 rating and a 24 share, marking the highest-rated SEC Championship Game in history. The game matched the No. 1 Florida Gators (12-0) vs. the No. 2 Alabama Crimson Tide (12-0).

The SEC Championship Game has drawn 23 capacity crowds in its 25-year history. Only 1993 (Birmingham) and 1995 (Atlanta) were not sellouts.

The SEC, along with AMB Sports & Entertainment (AMBSE) and the Georgia World Congress Center Authority (GWCCA), have an agreement to host the SEC Championship Game at Mercedes-Benz Stadium in Atlanta through 2026.

The new agreement allows the SEC the option of adding up to two successive five-year extensions.

The Georgia Dome hosted the SEC Championship Game for 23 years beginning in 1994, with capacity crowds in the last 21 consecutive years. By the end of the new agreement, including options, the Championship will have been played in Atlanta a total of 43 years.

Year	Score	Attendance
1992	Alabama 28, Florida 21	83,091
1993	Florida 28, Alabama 13	76,345
1994	Florida 24, Alabama 23	74,751
1995	Florida 34, Arkansas 3	71,325
1996	Florida 45, Alabama 30	74,132
1997	Tennessee 30, Auburn 29	74,896
1998	Tennessee 24, Miss. State 14	74,795
1999	Alabama 34, Florida 7	71,500
2000	Florida 28, Auburn 6	73,427
2001	LSU 31, Tennessee 20	74,843
2002	Georgia 30, Arkansas 3	74,835
2003	LSU 34, Georgia 13	74,913
2004	Auburn 38, Tennessee 28	74,892
2005	Georgia 34, LSU 14	73,717
2006	Florida 38, Arkansas 28	73,374
2007	LSU 21, Tennessee 14	73,832
2008	Florida 31, Alabama 20	75,892
2009	Alabama 32, Florida 13	75,514
2010	Auburn 56, South Carolina 17	75,802
2011	LSU 42, Georgia 10	74,515
2012	Alabama 32, Georgia 28	75,624
2013	Auburn 59, Missouri 42	75,632
2014	Alabama 42, Missouri 13	73,526
2015	Alabama 29, Florida 15	75,320
2016	Alabama 54, Florida 16	74,632

Here's a chart of team history in the SEC Championship Game:

Team	Appearances	W-L	Pct.
Florida	12	7-5	.583
Alabama	11	7-4	.636
Auburn	5	3-2	.600
Georgia	5	2-3	.400
LSU	5	4-1	.800
Tennessee	5	2-3	.400
Arkansas	3	0-3	.000
Missouri	2	0-2	.000
Mississippi State	1	0-1	.000
South Carolina	1	0-1	.000

THIS IS THE SOUTHEASTERN CONFERENCE

• Since its formation in 1933, the SEC has directed and organized interscholastic athletic competitions, conducted tournaments and prescribed eligibility rules for student-athletes. The Conference also facilitates and assists its member institutions in maintaining intercollegiate athletic programs compatible with the highest standards of education and competitive sports.

• The Southeastern Conference crowns champions in 21 sports - 12 women's sports and nine men's sports. They include baseball, men's and women's basketball, men's and women's cross country, equestrian, football, men's and women's golf, gymnastics, soccer, softball, men's and women's swimming and diving, men's and women's tennis, men's and women's indoor and outdoor track and field, and volleyball.

• In the fall of 2012, the University of Missouri and Texas A&M University became the 13th and 14th members of the Southeastern Conference. It marked the first expansion for the SEC since 1991 and the second-ever increase for the league since its founding in 1933.

• The SEC's mission statement reflects the priorities of the league. "The purpose of the Southeastern Conference is to assist its member institutions in the maintenance of programs of intercollegiate athletics which are compatible with the highest standards of education and competitive sports."

ACADEMIC ACHIEVEMENTS

• The Southeastern Conference had 43 Capital One Academic All-Americans in 2016-17. The league had 24 student-athletes earn first-team honors. The Capital One Academic All-America Teams are voted on by the College Sports Information Directors of America (CoSIDA). The 43 student-athletes represent 13 of the SEC 14 schools while 10 schools had at least one person on the first-team. Since 2003, the SEC has had 329 student-athletes earn first-team Capital One Academic All-America status.

• The 24 SEC student-athletes who earned Capital One Academic All-America first-team status in 2016-17 were: Alabama's Mackenzie Brannan (gymnastics), Alex Gholston (women's track and field), Luke Kaliszak (men's swimming and diving), Anton McKee (men's swimming and diving), Keely McNeer (gymnastics) Connor Oslin (men's swimming and diving), Pavel Romanov (men's swimming and diving); Arkansas' Brooks Ellis (football); Auburn's Kasey Cooper (softball) and Cole Lipscomb (baseball); Florida's Kelly Barnhill (softball), Canyon Barry (men's basketball), Savannah Jordan (soccer), Alex McMurtry (gymnastics); Georgia's Keturah Orji (women's track and field) and Chantal Van Landeghem (women's swimming and diving); Kentucky's Danielle Galyer (women's swimming and diving) and Kiah Seymour (women's track and field); Ole Miss' Aubrey Edie (volleyball) and Craig Engels (men's track and field); South Carolina's Paige Bendell (soccer) and Chelsea Drennan (soccer); Texas A&M's Sarah Gibson (women's swimming and diving); and Vanderbilt's Simone Charley (Vanderbilt).

• Texas A&M swimmer Sarah Gibson was named the Capital One Academic All-America of the Year for 2016-17. Florida's Canyon Barry (men's basketball), Auburn's Kasey Cooper (softball), Gibson (women's at-large) and Alabama's Anton McKee (men's at-large) were selected as the 2017 CoSIDA Academic All-Americans® of the Year for their respective sports.

• The Southeastern Conference had 21 of its student-athletes earn NCAA Postgraduate Scholarships in 2016-17. The scholarships are awarded to student-athletes who excel academically and athletically and who are at least in their final year of intercollegiate athletic competition. The SEC NCAA Postgraduate Scholarship recipients are: Canyon Barry, Florida (men's basketball); Sunay Bhat, Tennessee (men's tennis); Cameron Brown, Tennessee (men's track and field); Kasey Cooper, Auburn (softball); Jason Delay, Vanderbilt (baseball); Veronica Eder, Auburn (women's cross country); Aubrey Edie, Ole Miss (volleyball); Danielle Galyer, Kentucky (women's swimming and diving); Sarah Gibson, Texas A&M (women's swimming and diving); Anton McKee, Alabama (men's swimming and diving); Keely McNeer, Alabama (gymnastics); Connor Oslin, Alabama (men's swimming and diving); Joseph Patching, Auburn (men's swimming and diving); Krystal Rivers, Alabama (volleyball); Morgan Schuetz, LSU (women's track and field); Aldila Sutjiadi, Kentucky (women's tennis); Jake Van Geffen, Vanderbilt (men's cross country); Chantal Van Landeghem, Georgia (women's swimming and diving); Ben Wagland, Georgia (men's tennis); Hannah Wilkinson, Tennessee (soccer); and Rachel Zilinskas, Georgia (women's swimming and diving).

• The SEC was well-represented on the list of the NCAA Today's Top 10 winners in 2017. Arkansas' Taylor-Ellis Watson (women's track and field), Alabama's Haylie McCleney (softball), South Carolina's Tiffany Mitchell (women's basketball) and Mississippi State's Dak Prescott (football) were chosen as recipients. The award recognizes 10 current student-athletes who will have completed their athletics eligibility for their successes on the fields and courts, in the classroom and in the community, and the SEC has had three winners in the last two years.

• The SEC also had six student-athletes earn the NCAA Elite 90 award, which is given to the student-

athlete with the highest cumulative GPA at the finals site for each of the NCAA championships. The 2016-17 SEC recipients were: Lexi Weeks, Arkansas (indoor track and field); Danielle Galyer, Kentucky (women's swimming and diving); Alex McMurtry, Florida (gymnastics); Josie Kuhlman, Florida (women's tennis); Layne Savoie, LSU (softball); Tori Weeks, Arkansas (outdoor track and field).

• The SEC has had eight student-athletes win the William V. Campbell Trophy given by the National Football Foundation. Since the inaugural award in 1990, the SEC has had more recipients than any other conference. The award, nicknamed the "Academic Heisman" goes to college football's top scholar-athlete. In 2012, Alabama's Barrett Jones was the SEC's eighth recipient of the trophy. In 2009, Florida's Tim Tebow won the honor. LSU's Rudy Niswanger won the honor in 2005, Tennessee's Michael Munoz claimed the award in 2004, Matt Stinchcomb of Georgia in 1998, Tennessee's Peyton Manning in 1997, Florida's Danny Wuerffel in 1996 and Brad Culpepper of Florida in 1991 was the league's first recipient.

• More than 3,800 student-athletes were named to the SEC Academic Honor Roll in 2016-17. Members of the SEC Academic Honor Roll must have a 3.0 grade point average for either the previous academic year or his/her academic career at the SEC institution.

FOR THE STUDENT-ATHLETE

• University of Alabama swimmer Anton McKee and Texas A&M swimmer Sarah Gibson were named recipients of the 2016-17 H. Boyd McWhorter Southeastern Conference Scholar-Athletes of the Year Awards. The McWhorter Scholar-Athlete Award is the highest honor a student-athlete can receive in the SEC. Each McWhorter Scholar-Athlete Award recipient receives a \$15,000 postgraduate scholarship, while 26 other finalists for the award receive a \$7,500 post-graduate scholarship.

• University of South Carolina track and field athlete Maya Evans and University of Tennessee baseball player Eric Freeman were named recipients of the 2016-17 Brad Davis SEC Community Service Post-Graduate Scholarship. Each Community Service Leader of the Year receives a \$10,000 post-graduate scholarship while 26 other finalists for the award receive a \$5,000 post-graduate scholarship.

• The SEC was the first conference in the nation to assemble a Student-Athlete Advisory Committee. Two representatives from each of the SEC member schools are selected to serve on the committee which meets twice a year to discuss issues of concern to the student-athlete.

• In May 2016, the SEC introduced new Student-Athlete Leadership Councils in the sports of Football and Men's and Women's Basketball in which, in addition to the Conference's longstanding Student-Athlete Advisory Council, provide student-athletes with additional opportunities to engage with campus leaders and Conference office staff.

• One of Greg Sankey's early actions as commissioner was to create a new position in the SEC office for a Director of Student-Athlete Engagement, with the focus on creating opportunities for current and former SEC student-athletes to participate in Conference leadership and prepare for life after their intercollegiate athletics participation concludes.

• Twenty-five current and former Southeastern Conference student-athletes participated in the first SEC Corporate Career Tour in Atlanta in 2016. The event was held in conjunction with the 2016 SEC Fall Student-Athlete Advisory Committee (SAAC) meeting. The group visited the headquarters and met with executives and talent acquisition staff at several corporations in the Atlanta area including Chick-fil-A, Boys & Girls Club of America, CNN/Turner Broadcasting System and Jackson Spalding. The group also listened to presentations by Serviam Partners President Randy Hain, Growing Leaders, and former SEC student-athletes Ben Troupe and Josh Foliart on leadership and life after sports.

SPORTSMANSHIP

• The SEC has implemented sportsmanship policies meant to strengthen the league's commitment to these principles. The league also developed a sportsmanship statement for its institutions to follow. It states:

"Coaches and student-athletes of a member institution, as well as individuals employed by or associated with that institution, including alumni, fans, patrons and boosters, shall conduct themselves with honesty and good sportsmanship. Their behavior shall at all times reflect the high standards of honor and dignity that characterize participation in the collegiate setting.

"For intercollegiate athletics to promote the character development of participants, to enhance the integrity of higher education and to promote civility in society, coaches, student-athletes and all others associated with these athletics programs and events should adhere to such fundamental values as respect, fairness, civility, honesty and responsibility. These values should be manifested

THIS IS THE SOUTHEASTERN CONFERENCE

not only in athletics participation but also in the broad spectrum of activities affecting the athletics program.

"It is the responsibility of each member institution to establish policies for sportsmanship and ethical conduct in intercollegiate athletics consistent with the educational mission and goals of the institution. Furthermore, member institutions are responsible for educating on a continuing basis all constituencies about these policies."

- The SEC has an annual Sportsmanship Award that will be awarded to one male and one female student-athlete. Voted on by the league's athletics directors, the award honors student-athletes who, through their actions in the competitive arena of intercollegiate athletics, have demonstrated one or more of the ideals of sportsmanship, including fairness, civility, honesty, unselfishness, respect and responsibility. The recipients of the 2016-17 award were Tate Schroeder of the Missouri tennis team and the Ole Miss and Vanderbilt baseball teams.

IN THE COMMUNITY

- In July 2017, 68 SEC student-athletes participated in community service projects at the Community Food Bank of Central Alabama and the American Cancer Society Hope Lodge as part of a joint meeting of the the SEC Student-Athlete Leadership Councils and the Student-Athlete Advisory Committee. The Community Food Bank operates as a central clearinghouse for collecting food, and it serves 12 counties in Alabama. Hope Lodge offers free lodging to cancer patients and their families, and it also provides a variety of resources and information about cancer and how best to fight the disease.

- The SEC and its member institutions have partnered with the 11-state Special Olympics organizations in the SEC region. The relationship is featured on public service announcements aired on SEC telecasts, and Special Olympics participate in the Dr Pepper SEC FanFare, held in conjunction with the SEC Football and Basketball Championships.

- The SEC and its corporate sponsors host youth clinics each year in conjunction with several conference events, including the football championship game, the men's basketball tournament, the baseball tournament and the soccer tournament. These clinics provide children from host cities the opportunity to receive instruction from SEC and other area coaches.

- The SEC selects a Community Service Team in each of its 21 sports. The Community Service Team features a representative from each institution who has shown a commitment to community service.

- Jeb Blazevich (Georgia) and Oren Burks (Vanderbilt) were named to the 2016 Allstate AFCA Good Works Team®, one of the most coveted off-the-field honors in college football. The Good Works Team® award is celebrating 25 years of recognizing college football players who dedicate their time to bettering the community and the lives of others.

SEC NATIONAL CHAMPIONSHIPS HISTORY

- The Southeastern Conference won six national championships in 2016-17: Baseball (Florida), Women's Basketball (South Carolina), Equestrian (Texas A&M), Women's Tennis (Florida), Men's Indoor Track and Field (Texas A&M) and Men's Outdoor Track and Field (Florida). The SEC also had national runners up in Baseball (LSU), Women's Basketball (Mississippi State), Football (Alabama) Gymnastics (LSU), Softball (Florida), Men's Indoor Track and Field (Florida), Men's Outdoor Track and Field (Texas A&M), Women's Indoor Track and Field (Georgia) and Women's Outdoor Track and Field (Georgia).

- The SEC became the first conference in history to win the national football championship (Florida), the national women's basketball championship (Tennessee) and the national men's basketball championship (Florida) in the same year (2006-07 academic year).

- In its history, the SEC has won 222 national championships.

- In the "big three" men's sports – football, basketball and baseball, the SEC has won 16 national championships during the last 11 academic years. The league has won eight of the last 11 football national championships.

- Since 2006, the SEC has had a national champion in 17 of its 21 sponsored sports – football, men's basketball, baseball, men's indoor track & field, men's outdoor track & field, women's indoor track & field, women's outdoor track & field, women's swimming & diving, gymnastics, women's tennis, men's tennis, men's swimming & diving, equestrian, men's golf, women's golf, softball and women's basketball.

FOR THE FANS

- For the 35th consecutive season, the SEC recorded the largest total football attendance of any conference in the country. The league has led in average attendance during the last 19 consecutive seasons. More than 7.5 million fans attended SEC football games in 2016.

- The SEC had more than 2.6 million fans attend its home men's basketball games during the 2016-17 season. In 237 home contests, SEC teams averaged 11,080 fans per game. Kentucky was first nationally in attendance, averaging 23,461 fans per contest. The SEC led all conferences in women's basketball attendance in 2016-17.

- Year after year, the SEC is the leader in college baseball attendance. In 2017, for the sixth consecutive year, the SEC's institutions drew more than 2 million fans, with a nation-leading attendance total of more than 2.4 million fans. The SEC averaged more than 5,000 fans per game (5,006) in 2017. The SEC and its member schools own virtually all regular season, conference tournament, NCAA Regional and Super Regional attendance records.

SECU - COMMITMENT TO THE UNIVERSITY ACADEMIC MISSION

- Through its SECU academic initiative, the Southeastern Conference sponsors, supports and promotes collaborative higher education programs and activities involving administrators, faculty and students at its member universities. SECU is led by the president or chancellor of each SEC university and is managed by the chief academic officer.

- The goals of the SECU initiative include highlighting the endeavors and achievements of SEC faculty and universities; advancing the merit and reputation of SEC universities outside of the traditional SEC region; identifying and preparing future leaders for high-level service in academia; increasing the amount and type of education abroad opportunities available to SEC students; and supporting collaboration between SEC faculty and administrators.

- The SEC Academic Leadership Development Program seeks to identify, prepare and advance academic leaders for roles within SEC institutions and beyond. It has two components, a university-level program and two, three-day, SEC-wide workshops held on specified campuses for all participants.

- The SEC College Tour occurs twice annually, once in the fall and once in the spring. Enrollment administrators from all SEC universities participate in events intended to introduce SEC universities to students, parents and high school counselors from outside of the southeast region.

- The SEC education abroad focus includes a cooperative agreement that gives SEC students access to international programs offered at other SEC universities; an engineering exchange agreement with the Politecnico di Torino in Italy; and Dr Pepper awards that support SEC students with demonstrated financial need who represent non-traditional study abroad participants.

- The SEC Faculty Achievement and Professor of the Year Awards recognize faculty with outstanding records in research and scholarship. There is one winner per campus and one overall winner for the SEC.

- The SEC Faculty Travel Program is intended to enhance collaboration that stimulates scholarly initiatives between SEC universities. The program offers faculty from each SEC university the opportunity to travel to other SEC universities to develop grant proposals, conduct research and deliver artistic performances.

- The SEC MBA Case Competition is an opportunity for SEC business schools to showcase their students' skills at solving simulated, real-world problems that cover the spectrum of business disciplines. The competition is held on one SEC campus and teams of four MBA students compete against other SEC teams, the best receiving various awards and recognition.

2017 PRIMARY SEC FOOTBALL CONTACTS



ALABAMA

Josh Maxson/ Director of Football Communications
FAX: (205) 348-8841
E-Mail: jmaxson@ia.ua.edu

(205) 348-3631

P.O. Box 870391
Tuscaloosa, AL 35487-0391
Internet: <http://www.rolltide.com>



ARKANSAS

Patrick Pierson, Assistant AD/Communications
FAX: (479) 575-7481
E-Mail: pspiero@uark.edu

(479) 387-8569

Bud Walton Arena, 1240 W. Leroy Pond Dr.
Fayetteville, AR 72701
Internet: <http://www.ArkansasRazorbacks.com>



AUBURN

Shelly Poe, Assistant AD/Media Relations (slp0019@auburn.edu)
Kirk Sampson, Associate AD/Communications (kirk@auburn.edu)
FAX: (334) 844-9807

(334) 844-9800

392 S. Donahue Drive
Auburn, AL 36849
Internet: <http://www.auburntigers.com>



FLORIDA

Steve McClain, Senior Associate AD/Communications
FAX: (352) 375-4809
E-Mail: SteveM@gators.ufl.edu

(352) 375-4683 ext. 6100

P.O. Box 14485
Gainesville, FL 32604-2485
Internet: <http://www.FloridaGators.com>



GEORGIA

Claude Felton, Sr. Associate AD/Sports Communications
FAX: (706) 542-9339
E-Mail: cfelton@sports.uga.edu

(706) 542-1621

P.O. Box 1472
Athens, GA 30603-1472
Internet: <http://www.georgiadogs.com>



KENTUCKY

Susan Lax, Associate Director/Media Relations (Slax0@uky.edu)
Tony Neely, Assistant AD/Media Relations (tneely@uky.edu)
FAX: (859) 323-4310

(859) 257-3838

Joe Craft Center, 338 Lexington Avenue
Lexington, KY 40506
Internet: <http://www.UKathletics.com>



LSU

Michael Bonnette, Associate AD/Sports Information
FAX: (225) 578-1861
E-Mail: mbonnet@lsu.edu

(225) 578-8226

LSU Athletic Administration Building
Baton Rouge, LA 70803
Internet: <http://www.LSUsports.net>



OLE MISS

Kyle Campbell, Associate AD/Communications
FAX: (662) 915-7006
E-Mail: kyle@olemiss.edu

(662) 915-7522

908 All-American Drive
University, MS 38677
Internet: <http://www.OleMissSports.com>



MISSISSIPPI STATE

Bill Martin, Associate AD/Communications
FAX: (662) 325-2563
E-Mail: bmartin@athletics.msstate.edu

(662) 325-0967

P.O. Box 5308
Mississippi State, MS 39762
Internet: <http://www.hailstate.com>



MISSOURI

Chad Moller, Associate AD/Communications
FAX: (573) 882-4720
E-Mail: mollerc@missouri.edu

(573) 882-0712

Hearnes Center ; P.O. Box 677
Columbia, MO 65205
Internet: <http://www.mutigers.com>



SOUTH CAROLINA

Steve Fink, Assistant AD/Media Relations
FAX: (803) 777-2967
E-Mail: finksc@mailbox.sc.edu

(803) 777-7987

Rice Athletic Center, 1304 Heyward Street
Columbia, SC 29208
Internet: <http://www.gamecocksonline.com>



TENNESSEE

Zach Stipe, Director of Football Communications
FAX: (865) 974-1269
E-Mail: zstipe@tennessee.edu

(865) 974-4167

Anderson Training Center, 1551 Lake Loudon Blvd.
Knoxville, TN 37966
Internet: <http://www.utsports.com>



TEXAS A&M

Alan Cannon, Associate AD/Media Relations
FAX: (979) 458-2273
E-Mail: acannon@athletics.tamu.edu

(979) 845-5725

Texas A&M Athletics Department, 1228 TAMU
College Station, TX 77843-1228
Internet: <http://www.12thMan.com>



VANDERBILT

Kyle Parkinson, Assistant AD/ Communications
FAX: (615) 343-7064
E-Mail: kyle.parkinson@vanderbilt.edu

(615) 343-0020

2601 Jess Neely Drive
Nashville, TN 37212
Internet: <http://www.vucommodores.com>



SEC OFFICE

Chuck Dunlap, Director of Communications (cdunlap@sec.org)
Ben Beaty, Assistant Director (bbeaty@sec.org)
FAX: (205) 458-3030

(205) 458-3000

2201 Arrington Blvd. North
Birmingham, AL 35203-1103
Internet: <http://www.SECsports.com>



COLLEGE FOOTBALL PLAYOFF

EVERY GAME COUNTS

The College Football Playoff is a four-team event to determine college football's national champion on the field, while preserving the significance of college football's unique regular season where every game counts.

THE BEST TEAMS

The selection committee ranks the teams based on the members' evaluation of the teams' performance on the field, using conference championships won, strength of schedule, head-to-head results, and comparison of results against common opponents to decide among teams that are comparable.

TRADITION

The New Year's holiday period belongs to college football, with two semifinal games rotating annually among the Cotton Bowl, Fiesta Bowl, Orange Bowl, Peach Bowl, Rose Bowl and Sugar Bowl.

CHAMPIONSHIP MONDAY

The two winning teams from the Playoff Semifinals compete for the College Football Playoff National Championship. The national championship game is in a different city each year, always on a Monday night.

UNIVERSAL ACCESS

Every FBS team has equal access to the College Football Playoff based on its performance. No team automatically qualifies.

GOVERNANCE

The 10 FBS conferences manage the College Football Playoff and are members of the entity CFP Administration, LLC.

SELECTION COMMITTEE

A talented group of high-integrity individuals with experience as coaches, student-athletes, college administrators and journalists, along with sitting athletics directors, comprise the selection committee. Members of the committee are: Kirby Hocutt (chair), Frank Beamer, Jeff Bower, Herb Deromedi, Chris Howard, Tom Jernstedt, Bobby Johnson, Jeff Long, Rob Mullens, Dan Radakovich, Gene Smith, Steve Wieberg and Tyrone Willingham.

WWW.COLLEGEFOOTBALLPLAYOFF.COM

[f /CollegeFootballPlayoff](https://www.facebook.com/CollegeFootballPlayoff) [t @cfbplayoff](https://twitter.com/cfbplayoff) [i @cfbplayoff](https://www.instagram.com/cfbplayoff) [#CFBPlayoff](https://www.youtube.com/hashtag/CFBPlayoff)





COLLEGE FOOTBALL PLAYOFF

SELECTION COMMITTEE RESPONSIBILITIES



- Rank the top 25 teams and assign the top four to semifinals sites.
- Assign teams to New Year's bowls.
 - Create competitive matchups.
 - Attempt to avoid rematches of regular-season games and repeat appearances in specific bowls.
 - Consider geography.

PARTICIPANTS IN THE NEW YEAR'S BOWLS

Both participants in the Orange, Rose and Sugar Bowls are contracted outside the playoff arrangement (Big Ten and Pac-12 to Rose Bowl; SEC and Big 12 to Sugar Bowl; ACC to Orange Bowl against the highest ranked available team from the SEC, Big Ten and Notre Dame). If a conference champion qualifies for the playoff, then the bowl will choose a replacement from that conference. When those bowls host the semifinals and their contracted conference champions do not qualify, then the displaced champion(s) will play in one of the other New Year's bowls.

When not hosting semifinals, the Cotton, Fiesta and Peach Bowls will welcome displaced conference champions and the top-ranked champion from a non-contract conference. The highest-ranked available teams will fill any other berths. The selection committee will make the pairings.

SCHEDULE

							
2017-18	SEMIFINAL (JAN. 1)	SEMIFINAL (JAN. 1)	ORANGE (DEC. 30)	COTTON (DEC. 29)	PEACH (JAN. 1)	FIESTA (DEC. 30)	ATLANTA (JAN. 8)
2018-19	SUGAR (JAN. 1)	ROSE (JAN. 1)	SEMIFINAL (DEC. 29)	SEMIFINAL (DEC. 29)	PEACH (DEC. 29)	FIESTA (JAN. 1)	BAY AREA (JAN. 7)
2019-20	SUGAR (JAN. 1)	ROSE (JAN. 1)	ORANGE (JAN. 1)	COTTON (DEC. 28)	SEMIFINAL (DEC. 28)	SEMIFINAL (DEC. 28)	NEW ORLEANS (JAN. 13)

WWW.COLLEGEFOOTBALLPLAYOFF.COM

 /CollegeFootballPlayoff  @cfbplayoff  @cfbplayoff #CFBPlayoff





2017-18 FOOTBALL BOWL ASSOCIATION SCHEDULE

<u>Date</u>	<u>Time [ET]</u>	<u>Game</u>	<u>Network</u>
Sat, Dec 16	12:00 p.m.	Air Force Reserve Celebration Bowl	ABC
	1:00 p.m.	R+L Carriers New Orleans Bowl	ESPN
	2:30 p.m.	AutoNation Cure Bowl	CBSSN
	3:30 p.m.	Las Vegas Bowl	ABC
	4:30 p.m.	Gildan New Mexico Bowl	ESPN
	8:00 p.m.	Raycom Media Camellia Bowl	ESPN
Tue, Dec 19	7:00 p.m.	Boca Raton Bowl	ESPN
Wed, Dec 20	8:00 p.m.	Frisco Bowl	ESPN
Thu, Dec 21	8:00 p.m.	St. Petersburg Bowl	ESPN
Fri, Dec 22	12:30 p.m.	Bahamas Bowl	ESPN
	4:00 p.m.	Famous Idaho Potato Bowl	ESPN
Sat, Dec 23	12:00 p.m.	Birmingham Bowl	ESPN
	3:30 p.m.	Lockheed Martin Armed Forces Bowl	ESPN
	7:00 p.m.	Dollar General Bowl	ESPN
Sun, Dec 24	8:30 p.m.	Hawai'i Bowl	ESPN
Tue, Dec 26	1:30 p.m.	Zaxby's Heart of Dallas Bowl	ESPN
	5:15 p.m.	Quick Lane Bowl	ESPN
	9:00 p.m.	Cactus Bowl	ESPN
Wed, Dec 27	1:30 p.m.	Independence Bowl	ESPN
	5:15 p.m.	New Era Pinstripe Bowl	ESPN
	8:30 p.m.	Foster Farms Bowl	FOX
	9:00 p.m.	Texas Bowl	ESPN
Thu, Dec 28	1:30 p.m.	Military Bowl Presented by Northrop Grumman	ESPN
		5:15 p.m.	Camping World Bowl
	9:00 p.m.	San Diego County Credit Union Holiday Bowl	FS1
		9:00 p.m.	Valero Alamo Bowl
Fri, Dec 29	1:00 p.m.	Belk Bowl	ESPN

	2:00 p.m.	Hyundai Sun Bowl	CBS
	4:30 p.m.	Franklin American Mortgage Music City Bowl	ESPN
	8:30 p.m.	Goodyear Cotton Bowl Classic	ESPN
Sat, Dec 30	12:00 p.m.	TaxSlayer Bowl	ESPN
	12:30 p.m.	AutoZone Liberty Bowl	ABC
	TBD	NOVA Home Loans Arizona Bowl	CBSSN
	4:00 p.m.	PlayStation Fiesta Bowl	ESPN
	8:00 p.m.	Capital One Orange Bowl	ESPN
Mon, Jan 1	12:00 p.m.	Outback Bowl	ESPN2
	12:30 p.m.	Chick-fil-A Peach Bowl	ESPN
	1:00 p.m.	Citrus Bowl	ABC
	5:00 p.m.	College Football Playoff at the Rose Bowl Game Presented by Northwestern Mutual	ESPN
	8:45 p.m.	College Football Playoff at the Allstate Sugar Bowl	ESPN
Mon, Jan 8	8:00 p.m.	College Football Playoff National Championship	ESPN