



# 2016 FOOTBALL

IT JUST MEANS MORE.



Postseason Bowl Games  
Southeastern Conference Communications Office  
SECSports.com • CollegePressBox.com

Chuck Dunlap (Primary SEC Football Contact) • cdunlap@sec.org • @SEC\_Chuck  
Ben Beaty (Secondary Football Contact) • bbeaty@sec.org • @BenBeaty  
Phone: (205) 458-3000 • Fax: (205) 458-3030

## EASTERN DIVISION

	SEC	Pct.	PF	PA	Overall	Pct.	PF	PA	Home	Away	Neutral	vs. Div.	Top 25	Top 10	Streak
^Florida	6-2	.750	196	123	8-4	.667	281	215	5-0	2-3	1-1	5-1	1-3	0-1	L2
Tennessee	4-4	.500	287	295	8-4	.667	435	351	6-1	2-2	1-0	4-2	2-2	0-2	L1
Georgia	4-4	.500	167	192	7-5	.583	288	289	3-3	3-1	1-1	3-3	2-3	1-0	L1
Kentucky	4-4	.500	185	237	7-5	.583	372	374	5-2	2-3	0-0	3-3	1-3	0-1	W2
South Carolina	3-5	.375	126	168	6-6	.500	231	298	5-2	1-4	0-0	3-3	1-3	0-2	L1
Vanderbilt	3-5	.375	162	162	6-6	.500	282	271	4-2	2-4	0-0	2-4	1-2	0-0	W2
Missouri	2-6	.250	181	280	4-8	.333	377	378	4-3	0-5	0-0	1-5	0-2	0-0	W1

## WESTERN DIVISION

	SEC	Pct.	PF	PA	Overall	Pct.	PF	PA	Home	Away	Neutral	vs. Div.	Top 25	Top 10	Streak
#Alabama	8-0	1.000	304	118	13-0	1.000	527	153	7-0	4-0	2-0	6-0	8-0	2-0	W13
Auburn	5-3	.625	210	147	8-4	.667	387	187	6-2	2-2	0-0	4-2	2-3	0-2	L1
LSU	5-3	.625	218	141	7-4	.636	311	180	5-2	2-1	0-1	4-2	3-2	0-1	W1
Texas A&M	4-4	.500	252	242	8-4	.667	425	286	5-2	2-2	1-0	2-4	3-2	1-1	L1
Arkansas	3-5	.375	214	298	7-5	.583	370	369	5-2	2-2	0-1	2-4	3-4	1-1	L1
Mississippi State	3-5	.375	234	272	5-7	.417	378	397	3-3	2-4	0-0	2-4	1-2	1-1	W1
Ole Miss	2-6	.250	234	295	5-7	.417	391	408	4-3	1-3	0-1	1-5	2-5	1-2	L2

# - SEC Champion; ^ - Eastern Division Champion

vs. Top 25 / Top 10 - Record vs. teams in Top 25 / Top 10 (AP, USA Today) when game was played; Teams listed in alphabetical order unless tie-breaker applicable

## NATIONAL-HIGH 12 FROM SEC ADVANCE TO POSTSEASON

Bowl Game	Date/Time (ET)	Stadium/Site	*Matchup	Network
<b>St. Petersburg Bowl</b> Series History: First Meeting	Dec. 26 / 11 a.m.	Tropicana Field (28,453) / St. Petersburg, Fla.	Mississippi State (5-7) vs. Miami (OH) (6-6) SiriusXM: 80	ESPN
<b>Camping World Independence Bowl</b> Series History: VU leads, 2-0 • Last Meeting: VU, 38-24 (2012 at Music City Bowl)	Dec. 26 / 5 p.m.	Independence Stadium (48,975) / Shreveport, La.	Vanderbilt (6-6) vs. N.C. State (6-6) SiriusXM: N/A	ESPN2
<b>AdvoCare V100 Texas Bowl</b> Series History: Texas A&M leads, 8-7 • Last Meeting: KSU, 53-50 (2011 at Manhattan)	Dec. 28 / 9 p.m.	NRG Stadium (71,795) / Houston, Texas	Texas A&M (8-4) vs. Kansas State (8-4) SiriusXM: 80	ESPN
<b>Birmingham Bowl</b> Series History: SC leads, 1-0 • Last Meeting: SC, 34-3 (2004 at South Carolina)	Dec. 29 / 2 p.m.	Legion Field (70,459) / Birmingham, Ala.	South Carolina (6-6) vs. USF (10-2) SiriusXM: 80	ESPN
<b>Belk Bowl</b> Series History: First Meeting	Dec. 29 / 5:30 p.m.	Bank of America Stadium (73,778) / Charlotte, N.C.	Arkansas (7-5) vs. #22 Virginia Tech (9-4) SiriusXM: 80	ESPN
<b>Autozone Liberty Bowl</b> Series History: UGA leads, 3-0 • Last Meeting: UGA, 38-20 (1988 at Athens)	Dec. 30 / Noon	Liberty Bowl Memorial (58,211) / Memphis, Tenn.	Georgia (7-5) vs. TCU (6-6) SiriusXM: 80	ESPN
<b>Franklin American Mortgage Music City Bowl</b> Series History: Neb leads, 2-0 • Last Meeting: Neb 31-21 (2000 Fiesta Bowl)	Dec. 30 / 3:30 p.m.	Nissan Stadium (69,143) / Nashville, Tenn.	# 21 Tennessee (8-4) vs. Nebraska (9-3) SiriusXM: 80	ESPN
<b>Buffalo Wild Wings Citrus Bowl</b> Series History: First Meeting	Dec. 31 / 11 a.m.	Camping World Stadium (60,219) / Orlando, Fla.	#20 LSU (7-4) vs. #13 Louisville (9-3) SiriusXM: 81	ABC
<b>TaxiSlayer Bowl</b> Series History: GT leads, 11-7-1 • Last Meeting: GT, 23-13 (1960 at Atlanta)	Dec. 31 / 11 a.m.	EverBank Field (77,511) / Jacksonville, Fla.	Kentucky (7-5) vs. Georgia Tech (8-4) SiriusXM: 83/201	ESPN
<b>Chick-fil-A Peach Bowl (CFP Semifinal)</b> Series History: UA leads, 4-0 • Last Meeting: UA, 28-6 (1986 Sun Bowl)	Dec. 31 / 3 p.m.	The Georgia Dome (71,996) / Atlanta, Ga.	#1 Alabama (13-0) vs. #4 Washington (12-1) SiriusXM: 80	ESPN
<b>Outback Bowl</b> Series History: UF leads, 2-1 • Last Meeting: UF, 31-24 (2006 Outback Bowl)	Jan. 2 / 1 p.m.	Raymond James Stadium (65,657) / Tampa, Fla.	#17 Florida (8-4) vs. Iowa (8-4) SiriusXM: N/A	ABC
<b>Allstate Sugar Bowl</b> Series History: OU leads, 1-0 • Last Meeting: OU, 40-22 (1972 Sugar Bowl)	Jan. 2 / 8:30 p.m.	Mercedes-Benz Superdome (72,500) / New Orleans, La.	#14 Auburn (8-4) vs. #7 Oklahoma(10-2) SiriusXM: 80	ESPN

\* - CFP Poll Final Rank (Final Poll - Dec. 4, 2016)

The SEC is the only conference in college football history to send at least 10 teams to bowl games in four consecutive seasons.

SECSports.com • CollegePressBox.com • SECSportsMedia.com • @SEC



SEC on Facebook, Instagram, Shapchat



## 2016 SOUTHEASTERN CONFERENCE TEAM SCHEDULES AND RESULTS

**ALABAMA CRIMSON TIDE (13-0, 8-0 SEC)**

Home Stadium: Bryant-Denny Stadium (101,821)

Sept. 3	[1/1] vs. Southern California (20/22) [TV: 7]	81,359	W, 52-6
Sept. 10	[1/1] WESTERN KENTUCKY [TV: 3-6]	101,821	W, 38-10
Sept. 17	[1/1] at Ole Miss* (19/17) [TV: 1]	66,176	W, 48-43
Sept. 24	[1/1] KENT STATE [TV: 5-6]	101,821	W, 48-0
Oct. 1	[1/1] KENTUCKY* [TV: 2-6]	101,821	W, 34-6
Oct. 8	[1/1] at Arkansas* (16/17) [TV: 2-6]	75,459	W, 49-30
Oct. 15	[1/1] at Tennessee* (9/11) [TV: 1]	102,455	W, 49-10
Oct. 22	[1/1] TEXAS A&M* (6/6) [TV: 1]	101,821	W, 33-14
Nov. 5	[1/1] at LSU* (15/14) [TV: 1]	102,321	W, 10-0
Nov. 12	[1/1] MISSISSIPPI STATE* [TV: 2-6]	101,821	W, 51-3
Nov. 19	[1/1] CHATTANOOGA [TV: 3-6]	101,821	W, 31-3
Nov. 26	[1/1] AUBURN* (16/16) [TV: 1]	101,821	W, 30-12
Dec. 3	[1/1] vs. Florida (15/16) [TV: 1]	74,632	W, 54-16
Dec. 31	[1/1] vs. Washington (4/4) [TV: 2-6]	2 p.m. CT	

Chick-fil-A Peach Bowl National Semifinal; Atlanta, Ga.

**ARKANSAS RAZORBACKS (7-5, 3-5 SEC)**

Home Stadium(s): Reynolds Razorback (72,000); War Memorial (54,120)

Sept. 3	[RV/RV] LOUISIANA TECH [TV: 5-6]	69,132	W, 21-20
Sept. 10	[--/RV] at TCU (15/12) [TV: 2-6]	48,091	W, 41-38 [20T]
Sept. 17	[24/24] TEXAS STATE [TV: 5-6]	72,114	W, 42-3
Sept. 24	[17/18] vs. Texas A&M* (10/13) [TV: 2-6]	67,751	L, 24-45
Oct. 1	[20/22] ALCORN STATE [TV: 5-6]	46,988	W, 52-10
Oct. 8	[16/17] ALABAMA* (1/1) [TV: 2-6]	75,459	L, 30-49
Oct. 15	[22/22] OLE MISS* (12/13) [TV: 2-6]	73,786	W, 34-30
Oct. 22	[17/17] at Auburn* (21/24) [TV: 2-6]	87,451	L, 3-56
Nov. 5	[RV/RV] FLORIDA* (10/9) [TV: 1]	74,432	W, 31-10
Nov. 12	[RV/RV] LSU* (19/19) [TV: 2-6]	75,156	L, 10-38
Nov. 19	[RV/RV] at Mississippi State* [TV: 4-6]	58,538	W, 58-42
Nov. 25	[RV/RV] at Missouri* [TV: 1]	51,043	L, 24-28
Dec. 29	vs. Virginia Tech (18/19) [TV: 2-6]	4:30 p.m. CT	

Belk Bowl; Charlotte, N.C.

**AUBURN TIGERS (8-4, 5-3 SEC)**

Home Stadium: Jordan-Hare (87,451)

Sept. 3	[RV/RV] CLEMSON (2/2) [TV: 2-6]	87,451	L, 13-19
Sept. 10	[RV/RV] ARKANSAS STATE* [TV: 5-6]	86,825	W, 51-14
Sept. 17	[RV/RV] TEXAS A&M* (17/20) [TV: 2-6]	87,175	L, 16-29
Sept. 24	[--/RV] LSU* (18/17) [TV: 2-6]	87,451	W, 18-13
Oct. 1	[RV/RV] ULM [TV: 5-6]	84,243	W, 58-7
Oct. 8	[RV/RV] at Mississippi State* [TV: 2-6]	60,102	W, 38-14
Oct. 22	[21/24] ARKANSAS* (17/17) [TV: 2-6]	87,451	W, 56-3
Oct. 29	[15/17] at Ole Miss* (--/rv) [TV: 5-6]	65,927	W, 40-29
Nov. 5	[11/12] VANDERBILT* [TV: 2-6]	87,451	W, 23-16
Nov. 12	[8/8] at Georgia* [TV: 1]	92,746	L, 7-13
Nov. 19	[18/16] ALABAMA A&M [TV: 5-6]	87,451	W, 55-0
Nov. 26	[16/16] at Alabama* (1/1) [TV: 1]	101,821	L, 12-30
Jan. 2	[17/17] vs. Oklahoma (7/7) [TV: 20-6]	7:30 p.m. CT	

Allstate Sugar Bowl; New Orleans, La.

**FLORIDA GATORS (8-3, 6-2 SEC)**

Home Stadium: Ben Hill Griffin Stadium at Steve Spurrier-Florida Field (88,548)

Sept. 3	[25/25] MASSACHUSETTS [TV: 5-6]	88,121	W, 24-7
Sept. 10	[RV/25] KENTUCKY* [TV: 1]	85,821	W, 45-7
Sept. 17	[23/23] NORTH TEXAS [TV: 4-6]	86,848	W, 32-0
Sept. 24	[19/16] at Tennessee* (14/12) [TV: 1]	102,455	L, 28-38
Oct. 1	[23/21] at Vanderbilt* [TV: 5-6]	30,565	W, 13-6
Oct. 8	[18/18] LSU* (rv/rv) [TV: 2-6]		Postponed
Oct. 15	[18/14] MISSOURI* [TV: 5-6]	88,825	W, 40-14
Oct. 29	[14/12] vs. Georgia* [TV: 1] (Jacksonville)	84,681	W, 24-10
Nov. 5	[10/9] at Arkansas* (rv/rv) [TV: 1]	74,432	L, 10-31
Nov. 12	[22/16] SOUTH CAROLINA* [TV: 1]	89,614	W, 20-7
Nov. 19	[21/18] at LSU* (16/14) [TV: 5-6]	102,043	W, 16-10
Nov. 26	[13/13] at Florida State (15/14) [TV: 7]	78,342	L, 13-31
Dec. 3	[15/16] vs. Alabama (1/1) [TV: 1]	74,632	L, 16-54
Jan. 2	[20/18] vs. Iowa (21/25) [7]	1 p.m. ET	

Outback Bowl; Tampa, Fla.

**GEORGIA BULLDOGS (7-5, 4-4 SEC)**

Home Stadium: Sanford Stadium (92,746)

Sept. 3	[18/16] vs. N. Carolina (22/20) (Atlanta) [TV: 2-6]	75,405	W, 33-24
Sept. 10	[9/9] NICHOLLS [TV: 5-6]	92,746	W, 26-24
Sept. 17	[16/13] at Missouri* [TV: 5-6]	57,098	W, 28-27
Sept. 24	[12/11] at Ole Miss* (23/21) [TV: 2-6]	65,843	L, 14-45
Oct. 1	[25/20] TENNESSEE* (11/11) [TV: 1]	92,746	L, 31-34
Oct. 9	[RV/RV] at South Carolina* [TV: 5-6]	77,221	W, 28-14
Oct. 15	[RV/RV] VANDERBILT* [TV: 5-6]	92,746	L, 16-17
Oct. 29	vs. Florida* (14/12) [TV: 1] (Jacksonville)	84,681	L, 10-24
Nov. 5	at Kentucky* [TV: 5-6]	62,507	W, 27-24
Nov. 12	AUBURN* (8/8) [TV: 1]	92,746	W, 13-7
Nov. 19	LOUISIANA-LAFAYETTE [TV: 5-6]	92,746	W, 35-21
Nov. 26	GEORGIA TECH [TV: 5-6]	92,746	L, 27-28
Dec. 30	vs. TCU [TV: 2-6]	Noon ET	

Autozone Liberty Bowl; Memphis, Tenn.

**KENTUCKY WILDCATS (7-5, 4-4 SEC)**

Home Stadium: Commonwealth Stadium (61,000)

Sept. 3	SOUTHERN MISS [TV: 4-6]	57,230	L, 35-44
Sept. 10	at Florida* (rv/25) [TV: 1]	85,821	L, 7-45
Sept. 17	NEW MEXICO STATE [TV: 5-6]	49,669	W, 62-42
Sept. 24	SOUTH CAROLINA* [TV: 5-6]	51,702	W, 17-10
Oct. 1	at Alabama* (1/1) [TV: 2-6]	101,821	L, 6-34
Oct. 8	VANDERBILT* [TV: 5-6]	55,030	W, 20-13
Oct. 22	MISSISSIPPI STATE* [TV: 5-6]	50,414	W, 40-38
Oct. 29	at Missouri* [TV: 5-6]	50,234	W, 35-21
Nov. 5	GEORGIA* [TV: 5-6]	62,507	L, 24-27
Nov. 12	at Tennessee* (rv/rv) [TV: 5-6]	101,075	L, 36-49
Nov. 19	AUSTIN PEAY [TV: 5-6]	48,948	W, 49-13
Nov. 26	at Louisville (11/11) [TV: 2-6]	54,075	W, 41-38
Dec. 31	[--/RV] vs. Georgia Tech [TV: 2-6]	11 a.m. ET	

TaxSlayer Bowl; Jacksonville, Fla.

**LSU TIGERS (7-4, 5-3 SEC)**

Home Stadium: Tiger Stadium (102,321)

Sept. 3	[5/6] vs. Wisconsin (rv/rv) (Green Bay) [TV: 7]	77,823	L, 14-16
Sept. 10	[21/22] JACKSONVILLE STATE [TV: 4-6]	98,389	W, 34-13
Sept. 17	[20/22] MISSISSIPPI STATE* [TV: 3-6]	99,910	W, 23-20
Sept. 24	[18/17] at Auburn* (--/rv) [TV: 2-6]	87,451	L, 13-18
Oct. 1	[RV/RV] MISSOURI* [TV: 5-6]	102,071	W, 42-7
Oct. 8	[RV/RV] at Florida* (18/18) [TV: 2-6]		Postponed
Oct. 15	[RV/25] SOUTHERN MISS [TV: 5-6]	102,164	W, 45-10
Oct. 22	[25/23] OLE MISS* (23/22) [TV: 2-6]	101,720	W, 38-21
Nov. 5	[15/14] ALABAMA* (1/1) [TV: 1]	102,321	L, 0-10
Nov. 12	[19/19] at Arkansas* (rv/rv) [TV: 2-6]	75,156	W, 38-10
Nov. 19	[16/14] FLORIDA* (21/18) [TV: 5-6]	102,043	L, 10-16
Nov. 24	[25/RV] at Texas A&M* (22/22) [TV: 2-6]	102,961	W, 54-39
Dec. 31	[19/20] vs. Louisville (15/15) [TV: 7]	10 a.m. CT	

Buffalo Wild Wings Citrus Bowl; Orlando, Fla.

**OLE MISS REBELS (5-7, 2-6 SEC)**

Home Stadium: Vaught-Hemingway Stadium (64,038)

Sept. 5	[11/12] vs. Florida State (4/4) (Orlando) [TV: 2-6]	63,042	L, 34-45
Sept. 10	[19/18] WOFFORD [TV: 5-6]	64,232	W, 38-13
Sept. 17	[19/17] ALABAMA* (1/1) [TV: 1]	66,176	L, 43-48
Sept. 24	[23/21] GEORGIA* (12/11) [TV: 2-6]	65,843	W, 45-14
Oct. 1	[16/17] MEMPHIS (rv/rv) [TV: TBA]	65,889	W, 48-28
Oct. 15	[12/13] at Arkansas* (22/22) [TV: 2-6]	73,786	L, 30-34
Oct. 22	[23/22] at LSU* (25/23) [TV: 2-6]	101,720	L, 21-38
Oct. 29	[--/RV] AUBURN* (15/17) [TV: 5-6]	65,927	L, 29-40
Nov. 5	[--/RV] GEORGIA SOUTHERN [TV: 4-6]	60,263	W, 37-27
Nov. 12	at Texas A&M* (10/11) [TV: 5-6]	104,892	W, 29-28
Nov. 19	[RV/--] at Vanderbilt* [TV: 5-6]	27,763	L, 17-38
Nov. 26	MISSISSIPPI STATE* [TV: 5-6]	66,038	L, 20-55

2016 SOUTHEASTERN CONFERENCE TEAM SCHEDULES AND RESULTS

**MISSISSIPPI STATE BULLDOGS (5-7, 3-5 SEC)**

Home Stadium: Davis Wade Stadium at Scott Field (61,337)

Sept. 3	[--/RV] SOUTH ALABAMA [TV: 5-6]	57,075	L, 20-21
Sept. 10	SOUTH CAROLINA* [TV: 3-6]	57,763	W, 27-14
Sept. 17	at LSU* (20/22) [TV: 3-6]	99,910	L, 20-23
Sept. 24	at UMass [TV: 10]	13,074	W, 47-35
Oct. 8	AUBURN* (rv/rv) [TV: 2-6]	60,102	L, 14-38
Oct. 14	at BYU [TV: 2-6]	62,184	L, 21-28 [20T]
Oct. 22	at Kentucky* [TV: 5-6]	50,414	L, 38-40
Oct. 29	SAMFORD [TV: 5-6]	58,019	W, 56-41
Nov. 5	TEXAS A&M* (7/7) [TV: 5-6]	58,407	W, 35-28
Nov. 12	at Alabama* (1/1) [TV: 2-6]	101,821	L, 3-51
Nov. 19	ARKANSAS* (rv/rv) [TV: 4-6]	58,538	L, 42-58
Nov. 26	at Ole Miss* [TV: 5-6]	66,038	W, 55-20
Dec. 26	vs. Miami (OH) [TV: 2-6]	10 a.m. CT	
	St. Petersburg Bowl; St. Petersburg, Fla.		

**MISSOURI TIGERS (4-8, 1-6 SEC)**

Home Stadium(s): Memorial Stadium - Faurot Field (71,168)

Sept. 3	at West Virginia [TV: 8]	60,125	L, 11-26
Sept. 10	EASTERN MICHIGAN [TV: 5-6]	51,192	W, 61-21
Sept. 17	GEORGIA* (16/13) [TV: 5-6]	57,098	L, 27-28
Sept. 24	DELAWARE STATE [TV: 5-6]	53,472	W, 79-0
Oct. 1	at LSU* (rv/rv) [TV: 5-6]	102,071	L, 7-42
Oct. 15	at Florida* (18/14) [TV: 5-6]	88,825	L, 14-40
Oct. 22	MIDDLE TENNESSEE (HC) [TV: 5-6]	52,351	L, 45-51
Oct. 29	KENTUCKY* [TV: 5-6]	50,234	L, 21-35
Nov. 5	at South Carolina* [TV: 5-6]	73,817	L, 21-31
Nov. 12	VANDERBILT* [TV: 5-6]	50,261	W, 26-17
Nov. 19	at Tennessee* (rv/rv) [TV: 1]	101,012	L, 37-63
Nov. 25	ARKANSAS* (rv/rv) [TV: 1]	51,043	W, 28-24

**SOUTH CAROLINA GAMECOCKS (6-6, 3-5 SEC)**

Home Stadium: Williams-Brice Stadium (80,250)

Sept. 1	at Vanderbilt* [TV: 2-6]	30,304	W, 13-10
Sept. 10	at Mississippi State* [TV: 3-6]	57,763	L, 14-27
Sept. 17	East Carolina [TV: 5-6]	80,384	W, 20-15
Sept. 24	at Kentucky* [TV: 5-6]	51,702	L, 10-17
Oct. 1	TEXAS A&M* (9/10) [TV: 5-6]	78,245	L, 13-24
Oct. 8	GEORGIA* (rv/rv) [TV: 5-6]	77,221	L, 14-28
Oct. 22	MASSACHUSETTS [TV: 5-6]	73,428	W, 34-28
Oct. 29	TENNESSEE* (18/18) [TV: 3-6]	78,696	W, 24-21
Nov. 5	MISSOURI* [TV: 5-6]	73,817	W, 31-21
Nov. 12	at Florida* [TV: 1]	89,614	L, 7-20
Nov. 19	WESTERN CAROLINA [TV: 5-6]	76,650	W, 44-31
Nov. 26	at Clemson (4/3) [TV: 2-6]	81,542	L, 7-56
Dec. 29	vs. USF (25/22) [TV: 2-6]	2 p.m. ET	
	Birmingham Bowl; Birmingham, Ala.		

**TENNESSEE VOLUNTEERS (8-4, 4-4 SEC)**

Home Stadium: Neyland Stadium (102,455)

Sept. 1	[9/10] APPALACHIAN STATE [TV: 5-6]	100,074	W, 20-13 [OT]
Sept. 10	[17/14] vs. Virginia Tech [TV: 7]	156,990	W, 45-24
Sept. 17	[15/15] OHIO [TV: 5-6]	101,362	W, 28-19
Sept. 24	[14/12] FLORIDA* (19/16) [TV: 1]	102,455	W, 38-28
Oct. 1	[11/11] at Georgia* (25/20) [TV: 1]	92,746	W, 34-31
Oct. 8	[9/9] at Texas A&M* (8/7) [TV: 1]	106,248	L, 38-45 [20T]
Oct. 15	[9/11] ALABAMA* (1/1) [TV: 1]	102,455	L, 10-49
Oct. 29	[18/18] at South Carolina* [TV: 3-6]	78,696	L, 21-24
Nov. 5	[RV/RV] TENNESSEE TECH [TV: 5-6]	98,343	W, 55-0
Nov. 12	[RV/RV] KENTUCKY* [TV: 5-6]	101,075	W, 49-36
Nov. 19	[RV/RV] MISSOURI* [TV: 1]	101,012	W, 63-37
Nov. 26	[24/24] at Vanderbilt* [TV: 5-6]	38,108	L, 34-45
Dec. 30	[RV/RV] vs. Nebraska (24/21) [TV: 2-6]	3:30 p.m. ET	
	Franklin American Mortgage Music City Bowl; Nashville, Tenn.		

**TEXAS A&M AGGIES (8-4, 4-4 SEC)**

Home Stadium: Kyle Field (102,512)

Sept. 3	[RV/RV] UCLA (16/24) [TV: 1]	100,443	W, 31-24 [OT]
Sept. 10	[20/24] PRAIRIE VIEW A&M [TV: 5-6]	96,412	W, 67-0
Sept. 17	[17/20] at Auburn* (rv/rv) [TV: 2-6]	87,175	W, 29-16
Sept. 24	[10/13] vs. Arkansas* (17/18) [TV: 2-6]	67,751	W, 45-24
Oct. 1	[9/10] at South Carolina* [TV: 5-6]	78,245	W, 24-13
Oct. 8	[8/7] TENNESSEE* (9/9) [TV: 1]	106,248	W, 45-38 [20T]
Oct. 22	[6/6] at Alabama* (1/1) [TV: 1]	101,821	L, 14-33
Oct. 29	[9/10] NEW MEXICO ST. [TV: 4-6]	99,960	W, 52-10
Nov. 5	[7/7] at Mississippi State* [TV: 5-6]	58,407	L, 28-35
Nov. 12	[10/11] OLE MISS* [TV: 5-6]	104,892	L, 28-29
Nov. 19	[23/22] UTSA [TV: 4-6]	102,502	W, 23-10
Nov. 24	[22/22] LSU* (25/rv) [TV: 2-6]	102,961	L, 39-54
Dec. 28	[RV/RV] Kansas State [TV: 2-6]	8 p.m. CT	
	AdvoCare V100 Texas Bowl; Houston, Texas		

**VANDERBILT COMMODORES (6-6, 3-5 SEC)**

Home Stadium: Vanderbilt Stadium (40,350)

Sept. 1	SOUTH CAROLINA* [TV: 2-6]	30,304	L, 10-13
Sept. 10	MIDDLE TENNESSEE [TV: 5-6]	29,627	W, 47-24
Sept. 17	at Georgia Tech [TV: 12]	41,916	L, 7-38
Sept. 24	at Western Kentucky [TV: 11]	23,674	W, 31-30 [OT]
Oct. 1	FLORIDA* (23/21) [TV: 5-6]	30,565	L, 6-13
Oct. 8	at Kentucky* [TV: 5-6]	55,030	L, 13-20
Oct. 15	at Georgia* (rv/rv) [TV: 5-6]	92,746	W, 17-16
Oct. 22	TENNESSEE STATE [TV: 4-6]	31,084	W, 35-17
Nov. 5	at Auburn* (11/12) [TV: 2-6]	87,451	L, 16-23
Nov. 12	at Missouri* [TV: 5-6]	50,261	L, 17-26
Nov. 19	OLE MISS* (rv/--) [TV: 5-6]	50,261	W, 38-17
Nov. 26	TENNESSEE* [TV: 5-6]	38,108	W, 45-34
Dec. 26	vs. N.C. State [TV: 3-6]	4 p.m. CT	
	Camping World Independence Bowl; Shreveport, La.		

Team's AP & USA Today Rankings Listed Before Opponent's Name & Opponents' Rankings Listed after its Name (at time of game)

December 3 • SEC Football Championship Game • Atlanta • Georgia Dome • 4 p.m. ET • CBS Sports

TV Key - (1) CBS; (2) ESPN; (3) ESPN2; (4) ESPNU; (5) SEC Network; (6) WatchESPN; (7) ABC; (8) Fox Sports 1; (9) ESPNews; (10) ESPN3; (11) CBS Sports Network (12) ACC Network

\* - SEC Game

## 2016 SEC WEEK-BY-WEEK SCHEDULES AND RESULTS

## Sept. 1

\*South Carolina 13, Vanderbilt 10 [TV: 2-6] (30,304)  
Tennessee 20, Appalachian State 13 OT [TV: 5-6] (100,074)

## Sept. 3

Alabama 52, Southern Cal 6 (Arlington) [TV: 7] (81,359)  
Arkansas 21, Louisiana Tech 20 [TV: 5-6] (69,132)  
Clemson 19, Auburn 13 [TV: 2-6] (87,451)  
Florida 24, UMass 7 [TV: 5-6] (88,121)  
Georgia 33, N. Carolina 24 (Atlanta) [TV: 2-6] (75,405)  
Southern Miss 44, Kentucky 35 [TV: 4-6] (57,230)  
Wisconsin 16, LSU 14 (Green Bay) [TV: 7] (77,823)  
S. Alabama 21, Mississippi State 20 [TV: 5-6] (57,075)  
West Virginia 26, Missouri 11 [TV: 8] (60,125)  
Texas A&M 31, UCLA 24 OT [TV: 1] (100,443)

## Sept. 5

Florida State 45, Ole Miss 34 (Orlando) [TV: 2-6] (63,042)

## Sept. 10

Alabama 38, Western Kentucky 10 [TV: 3-6] (101,821)  
Arkansas 41, TCU 38 2OT [TV: 2-6] (48,091)  
Auburn 51, Arkansas State 14 [TV: 5-6] (86,825)  
\*Florida 45, Kentucky 7 [TV: 1] (85,821)  
Georgia 26, Nicholls 24 [TV: 5-6] (92,746)  
LSU 34, Jacksonville State 13 [TV: 4-6] (98,389)  
Ole Miss 38, Wofford 13 [TV: 5-6] (64,232)  
\*Mississippi State 27, South Carolina 14 [TV: 3-6] (57,763)  
Missouri 61, Eastern Michigan 21 [TV: 5-6] (51,192)  
Tennessee 45, Virginia Tech 24 (Bristol) [TV: 7] (156,990)  
Texas A&M 67, Prairie View 0 [TV: 5-6] (96,412)  
Vanderbilt 47, Middle Tennessee 24 [TV: 5-6] (29,627)

## Sept. 17

Arkansas 42, Texas State 3 [TV: 5-6] (72,114)  
\*Texas A&M 29, Auburn 16 [TV: 2-6] (87,175)  
Florida 32, North Texas 0 [TV: 4-6] (86,848)  
Kentucky 62, New Mexico State 42 [TV: 5-6] (49,669)  
\*LSU 23, Mississippi State 20 [TV: 3-6] (99,910)  
\*Alabama 48, Ole Miss 43 [TV: 1] (66,176)  
\*Georgia 28, Missouri 27 [TV: 5-6] (57,098)  
South Carolina 20, East Carolina 15 [TV: 5-6] (80,384)  
Tennessee 28, Ohio 19 [TV: 5-6] (101,362)  
Georgia Tech 38, Vanderbilt 7 [TV: 12] (41,916)

## Sept. 24

Alabama 48, Kent State 0 [TV: 5-6] (101,821)  
\*Auburn 18, LSU 13 [TV: 2-6] (87,451)  
\*Kentucky 17, South Carolina 10 [TV: 5-6] (51,702)  
\*Ole Miss 45, Georgia 14 [TV: 2-6] (65,843)  
Mississippi State 47, UMass 35 [TV: 10] (13,074)  
Missouri 79, Delaware State 0 [TV: 5-6] (53,472)  
\*Tennessee 38, Florida 28 [TV: 1] (102,455)  
\*Texas A&M 45, Arkansas 24 (Arlington) [TV: 2-6] (67,751)  
Vanderbilt 31, Western Kentucky 30 OT [TV: 11] (23,674)

## Oct. 1

\*Alabama 34, Kentucky 6 [TV: 2-6] (101,821)  
Arkansas 52, Alcorn State 10 (Little Rock) [TV: 5-6] (46,988)  
Auburn 58, Louisiana-Monroe 7 [TV: 5-6] (84,243)  
\*Tennessee 34, Georgia 31 [TV: 1] (92,746)  
\*LSU 42, Missouri 7 [TV: 5-6] (102,071)  
Ole Miss 48, Memphis 28 [TV: 3-6] (65,889)  
\*Texas A&M 24, South Carolina 13 [TV: 5-6] (78,245)  
\*Florida 13, Vanderbilt 6 [TV: 5-6] (30,565)

## Oct. 8

\*Alabama 49, Arkansas 30 [TV: 2-6] (75,459)  
\*LSU at Florida [TV: 2-6] (Postponed)  
\*Kentucky 20, Vanderbilt 13 [TV: 5-6] (55,030)  
\*Auburn 38, Mississippi State 14 [TV: 2-6] (60,102)  
\*Texas A&M 45, Tennessee 38 2OT [TV: 1] (106,246)

## Oct. 9

\*Georgia 28, South Carolina 14 [TV: 5-6] (77,221)

## Oct. 14

BYU 28, Mississippi State 21 2OT [TV: 2-6] (62,184)

## Oct. 15

\*Arkansas 34, Ole Miss 30 [TV: 2-6] (73,786)  
\*Florida 40, Missouri 14 [TV: 5-6] (88,825)  
\*Vanderbilt 17, Georgia 16 [TV: 5-6] (92,746)  
LSU 45, Southern Miss 10 [TV: 5-6] (102,164)  
\*Alabama 49, Tennessee 10 [TV: 1] (102,455)

## Oct. 22

\*Alabama 33, Texas A&M 14 [TV: 1] (101,821)  
\*Auburn 56, Arkansas 3 [TV: 2-6] (87,451)  
\*Kentucky 40, Mississippi State 38 [TV: 5-6] (50,414)  
\*LSU 38, Ole Miss 21 [TV: 2-6] (101,720)  
Middle Tennessee 51, Missouri 45 [TV: 5-6] (52,351)  
South Carolina 34, UMass 28 [TV: 5-6] (73,428)  
Vanderbilt 35, Tennessee State 17 [TV: 4-6] (31,084)

## Oct. 29

\*Florida 24, Georgia 10 (Jacksonville) [TV: 1] (84,681)  
\*Auburn 40, Ole Miss 29 [TV: 5-6] (65,927)  
Mississippi State 56, Samford 41 [TV: 5-6] (58,019)  
\*Kentucky 35, Missouri 21 [TV: 5-6] (50,234)  
\*South Carolina 24, Tennessee 21 [TV: 3-6] (78,696)  
Texas A&M 52, New Mexico State 10 [TV: 4-6] (99,960)

## Nov. 5

\*Arkansas 31, Florida 10 [TV: 1] (74,432)  
\*Auburn 23, Vanderbilt 16 [TV: 2-6] (87,451)  
\*Georgia 27, Kentucky 24 [TV: 5-6] (62,507)  
\*Alabama 10, LSU 0 [TV: 1] (102,321)  
Ole Miss 37, Georgia Southern 27 [TV: 4-6] (60,263)  
\*Mississippi State 35, Texas A&M 28 [TV: 5-6] (58,407)  
\*South Carolina 31, Missouri 21 [TV: 5-6] (73,817)  
Tennessee 55, Tennessee Tech 0 [TV: 5-6] (98,343)

## Nov. 12

\*Alabama 51, Mississippi State 3 [TV: 2-6] (101,821)  
\*LSU 38, Arkansas 10 [TV: 2-6] (75,146)  
\*Florida 20, South Carolina 7 [TV: 1] (89,614)  
\*Georgia 13, Auburn 7 [TV: 1] (92,746)  
\*Missouri 26, Vanderbilt 17 [TV: 5-6] (50,261)  
\*Tennessee 49, Kentucky 36 [TV: 5-6] (101,075)  
\*Ole Miss 29, Texas A&M 28 [TV: 5-6] (104,892)

## Nov. 19

Alabama 31, UT-Chattanooga 3 [TV: 3-6] (101,821)  
Auburn 55, Alabama A&M 0 [TV: 5-6] (87,451)  
Georgia 35, Louisiana-Lafayette 21 [TV: 5-6] (92,746)  
Kentucky 49, Austin Peay 13 [TV: 5-6] (48,948)  
\*Florida 16, LSU 10 [TV: 5-6] (102,043)  
\*Arkansas 58, Mississippi State 42 [TV: 4-6] (58,538)  
South Carolina 44, Western Carolina 31 [TV: 5-6] (76,650)  
\*Tennessee 63, Missouri 37 [TV: 1] (101,012)  
Texas A&M 23, Texas-San Antonio 10 [TV: 4-6] (102,502)  
\*Vanderbilt 38, Ole Miss 17 [TV: 5-6] (27,763)

## Nov. 24

\*LSU 54, Texas A&M 39 [TV: 2-6] (102,961)

## Nov. 25

\*Missouri 28, Arkansas 24 [TV: 1] (51,043)

## Nov. 26

\*Alabama 30, Auburn 12 [TV: 1] (101,821)  
Florida State 31, Florida 13 [TV: 7] (78,342)  
Georgia Tech 28, Georgia 27 [TV: 5-6] (92,746)  
Kentucky 41, Louisville 38 [TV: 5-6] (54,075)  
\*Mississippi State 55, Ole Miss 20 [TV: 5-6] (66,038)  
Clemson 56, South Carolina 7 [TV: 2-6] (81,542)  
\*Vanderbilt 45, Tennessee 34 [TV: 5-6] (38,108)

## Dec. 3

SEC Football Championship (Atlanta) [TV:1] (4 p.m. ET)  
Alabama 54, Florida 16 [TV: 1] (74,632)

## Dec. 26

St. Petersburg Bowl • St. Petersburg, Fla.  
Mississippi State vs. Miami (OH) [TV: 2-6] (10 a.m. CT)

Camping World Independence Bowl • Shreveport, La.  
Vanderbilt vs. N.C. State [TV: 3-6] (4 p.m. CT)

## Dec. 28

Advocare V100 Texas Bowl • Houston, Texas  
Texas A&M vs. Kansas State [TV: 2-6] (8 p.m. CT)

## Dec. 29

Birmingham Bowl • Birmingham, Ala.  
South Carolina vs. USF [TV: 2-6] (2 p.m. ET)

## Belk Bowl • Charlotte, N.C.

Arkansas vs. Virginia Tech [TV: 2-6] (4:30 p.m. CT)

## Dec. 30

Autozone Liberty Bowl • Memphis, Tenn.  
Georgia vs. TCU [TV: 2-6] (Noon ET)

Franklin American Music City Bowl • Nashville, Tenn.  
Tennessee vs. Nebraska [TV: 2-6] (3:30 p.m. ET)

## Dec. 31

Buffalo Wild Wings Citrus Bowl • Orlando, Fla.  
LSU vs. Louisville [TV: 7] (10 a.m. CT)

Taxslayer Bowl • Jacksonville, Fla.  
Kentucky vs. Georgia Tech [TV: 2-6] (11 a.m. ET)

Chick-fil-A Peach Bowl National Semifinal • Atlanta, Ga.  
Alabama vs. Michigan State [TV: 2-6] (2 p.m. CT)

## Jan. 2

Outback Bowl • Tampa, Fla.  
Florida vs. Iowa [TV: 7] (1 p.m. ET)

Allstate Sugar Bowl • New Orleans, La.  
Auburn vs. Oklahoma [TV: 2-6] (7:30 p.m. CT)

\* SEC Game

## NOTES:

Home team game time listed. Home team underlined.

SEC team game time listed if non-conference game.



# 2016 SEC FOOTBALL SCHEDULE

(Tentative and Subject to Change)



Date Team	Sept. 3	Sept. 10	Sept. 17	Sept. 24	Oct. 1	Oct. 8	Oct. 15	Oct. 22	Oct. 29	Nov. 5	Nov. 12	Nov. 19	Nov. 26
ALABAMA	SOUTHERN CAL Arlington, Texas	WESTERN KENTUCKY Tuscaloosa	OLE MISS Oxford	KENT STATE Tuscaloosa	KENTUCKY Tuscaloosa	ARKANSAS Fayetteville	TENNESSEE Knoxville	TEXAS A&M Tuscaloosa	MISSISSIPPI STATE Tuscaloosa	LSU Baton Rouge	MISSISSIPPI STATE Tuscaloosa	CHATTANOOGA Tuscaloosa	AUBURN Tuscaloosa
ARKANSAS	LOUISIANA TECH Fayetteville	TCU Fort Worth	TEXAS STATE Fayetteville	TEXAS A&M Arlington, Texas	ALCORN STATE Little Rock	ALABAMA Fayetteville	OLE MISS Fayetteville	AUBURN Auburn	LSU Fayetteville	FLORIDA Fayetteville	LSU Fayetteville	MISSISSIPPI STATE Starkville	MISSOURI Columbia (Nov. 25)
AUBURN	CLEMSON Auburn	ARKANSAS STATE Auburn	TEXAS A&M Auburn	LSU Auburn	LOUISIANA-MONROE Auburn	MISSISSIPPI STATE Starkville	MISSOURI Gainesville	ARKANSAS Auburn	OLE MISS Oxford	VANDERBILT Auburn	GEORGIA Athens	ALABAMA A&M Auburn	ALABAMA Tuscaloosa
FLORIDA	UMASS Gainesville	KENTUCKY Gainesville	NORTH TEXAS Gainesville	TENNESSEE Knoxville	VANDERBILT Nashville	MISSOURI Gainesville	MISSOURI Gainesville	MISSOURI Lexington	GEORGIA Jacksonville	ARKANSAS Fayetteville	SOUTH CAROLINA Gainesville	LSU Baton Rouge	FLORIDA STATE Tallahassee
GEORGIA	NORTH CAROLINA Atlanta	NICHOLLS STATE Athens	MISSOURI Columbia	OLE MISS Oxford	TENNESSEE Athens	SOUTH CAROLINA Columbia	VANDERBILT Athens	MISSOURI Lexington	FLORIDA Jacksonville	KENTUCKY Lexington	AUBURN Athens	LOUISIANA-LAFAYETTE Athens	GEORGIA TECH Athens
KENTUCKY	SOUTHERN MISS Lexington	FLORIDA Gainesville	NEW MEXICO STATE Lexington	SOUTH CAROLINA Lexington	ALABAMA Tuscaloosa	VANDERBILT Lexington	MISSOURI Lexington	MISSISSIPPI STATE Lexington	MISSOURI Columbia	GEORGIA Lexington	TENNESSEE Knoxville	AUSTIN PEAY Lexington	LOUISVILLE Louisville
LSU	WISCONSIN Green Bay	JACKSONVILLE STATE Baton Rouge	MISSISSIPPI STATE Baton Rouge	AUBURN Auburn	MISSOURI Baton Rouge	FLORIDA Gainesville	SOUTHERN MISS Baton Rouge	OLE MISS Baton Rouge	MISSOURI Baton Rouge	ALABAMA Baton Rouge	ARKANSAS Fayetteville	FLORIDA Baton Rouge	TEXAS A&M College Station (Nov. 24)
OLE MISS	FLORIDA STATE Orlando (Sept. 5)	WOFFORD Oxford	ALABAMA Oxford	GEORGIA Oxford	MEMPHIS Oxford	ARKANSAS Fayetteville	ARKANSAS Fayetteville	LSU Baton Rouge	AUBURN Oxford	GEORGIA Oxford	TEXAS A&M College Station	VANDERBILT Nashville	MISSISSIPPI STATE Oxford
MISSISSIPPI STATE	SOUTH ALABAMA Starkville	SOUTH CAROLINA Starkville	LSU Baton Rouge	UMASS Foxborough	AUBURN Starkville	BYU Provo (Oct. 14)	BYU Provo (Oct. 14)	KENTUCKY Lexington	SAMFORD Starkville	TEXAS A&M Starkville	ALABAMA Tuscaloosa	ARKANSAS Starkville	OLE MISS Oxford
MISSOURI	WEST VIRGINIA Morgantown	EASTERN MICHIGAN Columbia	GEORGIA Columbia	DELAWARE STATE Columbia	LSU Baton Rouge	FLORIDA Gainesville	FLORIDA Gainesville	MIDDLE TENNESSEE Columbia	KENTUCKY Columbia	SOUTH CAROLINA Columbia, S.C.	VANDERBILT Columbia	TENNESSEE Knoxville	ARKANSAS Columbia (Nov. 25)
SOUTH CAROLINA	VANDERBILT Nashville (Sept. 1)	MISSISSIPPI STATE Starkville	EAST CAROLINA Columbia	KENTUCKY Lexington	TEXAS A&M Columbia	GEORGIA Columbia	MISSOURI Columbia, S.C.	UMASS Columbia	TENNESSEE Columbia	MISSOURI Columbia, S.C.	FLORIDA Gainesville	WESTERN CAROLINA Columbia	CLEMSON Clemson
TENNESSEE	APPALACHIAN STATE Knoxville (Sept. 1)	VIRGINIA TECH Bristol, Tenn.	OHIO Knoxville	FLORIDA Knoxville	GEORGIA Athens	TEXAS A&M College Station	ALABAMA Knoxville	MISSOURI Lexington	SOUTH CAROLINA Columbia	TENNESSEE Knoxville	KENTUCKY Knoxville	MISSOURI Knoxville	VANDERBILT Nashville
TEXAS A&M	UCLA College Station	PRAIRIE VIEW College Station	AUBURN Auburn	ARKANSAS Arlington, Texas	SOUTH CAROLINA Columbia	TENNESSEE College Station	MISSOURI Starkville	ALABAMA Tuscaloosa	NEW MEXICO STATE College Station	MISSISSIPPI STATE Starkville	OLE MISS College Station	TEXAS-SAN ANTONIO College Station	LSU College Station (Nov. 24)
VANDERBILT	SOUTH CAROLINA Nashville (Sept. 1)	MIDDLE TENNESSEE Nashville	GEORGIA TECH Atlanta	WESTERN KENTUCKY Bowling Green	FLORIDA Nashville	KENTUCKY Lexington	GEORGIA Athens	TENNESSEE Nashville	MISSOURI Columbia	AUBURN Auburn	MISSOURI Columbia	OLE MISS Nashville	TENNESSEE Nashville

2016 SEC CHAMPIONSHIP GAME • DECEMBER 3 • GEORGIA DOME • ATLANTA, GA.

## ST. PETERSBURG BOWL



Mississippi State vs. Miami (Ohio)

December 26 • 11 a.m. ET • St. Petersburg, Fla. • Tropicana Field (28,453)

TV: ESPN (Dave LaMont, play-by-play; Rene Ingoglia, analyst; Chris Doering, sidelines)

Radio: ESPN Radio (Kevin Winter, play-by-play, analyst, TBD)

Sirius/XM: 80

**Mississippi State Bulldogs (5-7, 3-5 SEC)**

Head Coach: Dan Mullen (Ursinus College '94)

Overall / Years: 60-42 / Eighth season

Mississippi State / Years: Same

National Rankings: N/A

Bowl Appearance: 20th

Bowl Record: 11-8

Bowl Streak: W1 (last def. NC State 51-28 in 2015 Belk Bowl)

**Key Players****QB Nick Fitzgerald (6-5, 230, So., Richmond Hill, Ga.)**

His 1,243 rushing yards this season is the third-most by a quarterback in SEC history, trailing only Cam Newton and Johnny Manziel ... Broke Dak Prescott's old mark of rushing yards by a quarterback in a season, becoming the first QB in MSU history to go over 1,000 yards.

**WR Fred Ross (6-2, 205, Sr., Tyler, Texas)**

Along with leading MSU this season in receptions (68) and yards (873), ranks first in the SEC in touchdown receptions (12), third in receptions per game (5.7) and fifth in receiving yards per game (72.8) ... Tops in the SEC in 10+ yard catches (36).

**LB Leo Lewis (6-2, 230, Fr., Brookhaven, Miss.)**

Ranks second on the team in tackles with 72 ... Has also tallied 4.5 tackles for loss and one sack on the year ... Leads all SEC freshmen in tackles and is 23 better than the next closest SEC freshman ... 18th overall in the conference in tackles.

**DL Jeffery Simmons (6-4, 310, Fr., Macon, Miss.)**

Collected 38 tackles on the season along with 3.5 tackles for loss ... Tied for the team lead in forced fumbles with two, a mark that leads all SEC freshman and is sixth overall in the league.

**Miami RedHawks (6-6, 6-2 MAC)**

Head Coach: Chuck Martin (Millikin '90)

Overall / Years: 85-32 / Ninth season

Miami (OH) / Years: 11-25 / Third season

National Rankings: N/A

Bowl Appearance: 21th

Bowl Record: 7-3

Bowl Streak: W1 (last def. MTSU 35-21 in 2010 GoDaddy Bowl)

**Key Players****OL Collin Buchanan (6-5, 328, Sr., Southfield, Mich.)**

Started 11 games and was part of an offensive line unit that helped Miami average 133.5 yards on the game this season and 168.5 yards per game on the ground during the current six-game win streak.

**DB Heath Harding (5-10, 186, Jr., Englewood, Ohio)**

Third on the team with 65 tackles and added four interceptions and 10 pass breakups for the league's top overall defense ... Recorded seven tackles, an interception and a career-best three pass breakups vs. Ball State.

**DL JT Jones (6-3, 246, Sr., East Atlanta, Ga.)**

Recorded 40 tackles, 11.5 tackles for loss, 6.5 sacks, a forced fumble and four quarterback hurries ... Had five tackles and two sacks in Miami's 35-24 victory vs. Eastern Michigan ... Had a sack and forced fumble at Iowa.

**LB Junior McMullen (6-1, 242, So., Oak Park, Mich.)**

Second on the team with 82 tackles ... Registered 6.0 tackles for loss, a forced fumble and a sack on the season ... Recorded 14 stops at Cincinnati, earning MAC East Defensive Player of the Week honors.

**2016 Statistical Comparison ( ) - SEC Ranking; [ ] - NCAA Ranking**

	Mississippi State	Miami (Ohio)
Scoring Offense	31.5 (6) [52]	23.4 [110]
Total Offense	449.0 (6) [40]	361.4 [108]
Rushing Offense	233.2 (5) [24]	133.5 [109]
Passing Offense	215.8 (7) [83]	227.9 [66]
Scoring Defense	33.1 (13) [97]	24.3 [42]
Total Defense	461.3 (12) [110]	354.8 [26]
Rushing Defense	178.2 (7) [67]	139.8 [33]
Passing Defense	283.1 (14) [120]	214.9 [50]
Turnover Margin	0.42 (4) [31]	0.25 [43]

**Series/Game Notes**

Record: First Meeting

**Series:** Mississippi State and Miami (Ohio) will be meeting for the first time ... The last time an SEC team faced Miami (Ohio) in a bowl game was Georgia in the 1974 Tangerine Bowl.

**Game Notes:** Mississippi State is making a school-record seventh consecutive bowl appearance ... The Bulldogs qualified for a bowl with their NCAA Academic Progress Rate (APR) ... Miami (Ohio) lost its first six games of the season, but has won the last six. The RedHawks finished the season 6-2 in conference play to claim a share of the MAC East Division Title

## CAMPING WORLD INDEPENDENCE BOWL



Vanderbilt vs. N.C. State

December 26 • 4 p.m. CT • Shreveport, La. • Independence Stadium (48,975)  
 TV: ESPN2 (Mike Couzens, play-by-play; Cole Cubelic, analyst; Kevin Weidl, sidelines)  
 Sirius/XM: N/A

**Vanderbilt Commodores (6-6, 3-5 SEC)**

Head Coach: Derek Mason (Northern Arizona '93)

Overall / Years: 13-23 / Third season

Vanderbilt / Years: Same

National Rankings: N/A

Bowl Appearance: Eighth

Bowl Record: 4-2-1

Bowl Streak: W2 (last def. Houston 41-24 in 2014 BBVA Compass Bowl)

**Key Players****OL Will Holden (6-7, 312, Sr., Green Cove Springs, Fla.)**

Started all 12 games for the Commodores at left tackle ... Contributed nearly 30 pancake blocks and 16 domination blocks this year, and was recognized for SEC Offensive Player of the Week honors after a stellar performance in Vanderbilt's 38-17 victory over Ole Miss in November.

**RB Ralph Webb (5-10, 202, Jr., Gainesville, Fla.)**

Posted a single-season high with 1,172 rushing yards – and needs just 22 yards in the Independence Bowl to eclipse Stacy's team record total of 1,193 rushing yards from 2011 ... Broke Stacy's all-time rushing mark and enters the postseason with 3,234 career rushing yards.

**OLB Oren Burks (6-3, 222, Jr., Fairfax Station, Va.)**

Finished the regular season with 38 solo tackles, 56 total takes, 6.5 tackles for loss, 3.5 quarterback sacks, an interception return and team-high five quarterback hurries ... Has amassed 152 total tackles, four 25interceptions and a pair of forced fumbles in his career.

**ILB Zach Cunningham (6-4, 230, Jr., Pinson, Ala.)**

Ranked among the league leaders in numerous statistical categories for the second consecutive year ... Finalist for the Butkus Award and semifinalist for the Chuck Bednarik Award ... Topped all SEC defensive players with 119 total tackles and four fumble recoveries, ranked second with 68 solo stops, and third with 16 tackles for loss.

**N.C. State Wolfpack (6-6, 3-5 ACC)**

Head Coach: Dave Doeren (Drake '93)

Overall / Years: 47-30 / Sixth season

N.C. State / Years: 24-26 / Fourth season

National Rankings: N/A

Bowl Appearance: 29th

Bowl Record: 15-13-1

Bowl Streak: L1 (last lost to Mississippi State 51-28 in 2015 Belk Bowl)

**Key Players****OG Tony Adams (6-2, 315, Jr., Charlotte, N.C.)**

Has started all 12 games at right guard this season, while playing almost 97% of the team's offensive snaps ... Has not allowed a sack in his third season as a starter ... Named to the ACSMA's All-ACC second team.

**RB Matthew Dayes (5-9, 203, Sr., Ft. Lauderdale, Fla.)**

Ranks third in the ACC with 1,119 rushing yards entering the Pack's bowl game ... Became the first Wolfpack player to rush for over 1,000 yards in a season since 2002 ... Leads the Pack with 10 rushing TDs and ranks fourth on the team with 31 receptions.

**TE Jaylen Samuels (5-11, 223, Jr., Charlotte, N.C.)**

Leads the Pack with 49 receptions on the season ... Tied for the team lead with 10 touchdowns - six rushing, four receiving.

**DE Bradley Chubb (6-4, 275, Jr., Marietta, Ga.)**

National leader with 21.0 tackles for loss this season and only No. 1 NFL draft pick Mario Williams ever tallied more TFLs in a season for the Wolfpack ... Ranks fifth in the ACC in sacks with 9.5 ... Named the ACC Defensive Lineman of the Week for the Wolfpack's win over Notre Dame, when he tallied 3.5 tackles for loss, including three sacks.

**2016 Statistical Comparison ( ) - SEC Ranking; [ ] - NCAA Ranking**

	Vanderbilt	N.C. State
Scoring Offense	23.5 (12) [109]	25.8 [88]
Total Offense	359.2 (12) [110]	419.8 [62]
Rushing Offense	165.2 (11) [79]	157.4 [86]
Passing Offense	194.0 (11) [98]	262.3 [37]
Scoring Defense	22.6 (5) [27]	23.3 [33]
Total Defense	410.8 (7) [65]	356.0 [28]
Rushing Defense	165.4 (6) [59]	104.7 [5]
Passing Defense	245.4 (11) [86]	251.3 [94]
Turnover Margin	0.50 (3) [26]	0.00 [67]

**Series/Game Notes**

Record: Vanderbilt leads 2-0  
 Last: Vanderbilt, 38-24 (Dec. 31, 2012)

**Series:** Vanderbilt and N.C. State will meet for the third time and the second time in a bowl game. The Commodores beat the Wolfpack 38-24 in the 2012 Music City Bowl. The first meeting came in 1946 - a 7-0 Vanderbilt victory.

**Game Notes:** Vanderbilt is making its fourth bowl appearance in the last six years and eighth in school history. This marks the first postseason appearance for Vanderbilt under Head Coach Derek Mason. N.C. State is making its third consecutive bowl appearance.

## ADVOCARE V100 TEXAS BOWL



Texas A&M vs. Kansas State

December 28 • 8 p.m. CT • Houston, Texas • NRG Stadium (71,795)

**TV:** ESPN (Dave Flemming, play-by-play; Jesse Palmer, analyst; Laura Rutledge, sidelines)

**Radio:** ESPN Radio (Bill Rosinski, play-by-play; David Norrie, analyst, Ian Fitzsimmons, sidelines)

**Sirius/XM:** 80



### Texas A&M Aggies (8-4, 4-4 SEC)

Head Coach: Kevin Sumlin (Purdue '88)

Overall / Years: 79-37 / Ninth season

Texas A&M / Years: 44-20 / Fifth season

National Rankings: N/A

Bowl Appearance: 38th

Bowl Record: 17-20

Bowl Streak: L1 (last lost to Louisville 27-21 in 2015 Music City Bowl)

#### Key Players

##### OL Avery Gennesy (6-5, 315, Sr., Southaven, Miss.)

Helped clear the way for one of the SEC's most prolific and balanced offensive attacks in the conference ... The Aggies averaged 468.1 total yards per game, which ranked No. 3 in the SEC, while averaging 217.5 rushing yards and 250.6 passing yards per contest.

##### WR Christian Kirk (5-11, 200, So., Scottsdale, Ariz.)

Lone player in the SEC with more than 70 catches after the 2016 regular season and goes into the bowl season with a SEC-best 77 receptions for 842 yards and nine touchdowns ... Had a 24.5 punt return average and three returns for a touchdown.

##### DB Justin Evans (6-1, 200, Sr., Wiggins, Miss.)

Finished the regular season with 85 tackles, including a team-high 52 solo stops, and four games with double-digit tackles ... Led the team with four interceptions and broke up six other opponent aerials.

##### DL Myles Garrett (6-5, 270, Jr., Arlington, Texas)

First-team All-SEC pick and a finalist for the Bednarik Award, led the Aggies with 8.5 quarterback sacks and 15.0 tackles for loss and also contributed two forced fumble and 10 QB hurries ... Enters the bowl game as the nation's active leader in QB sacks with 32.5 ... Needs one sack to move into school and SEC top five for career QB sacks after 35 games.

### Kansas State Wildcats (8-4, 6-3 Big 12)

Head Coach: Bill Snyder (William Jewell '63)

Overall / Years: 201-105-1 / 25th season

Kansas State / Years: Same

National Rankings: N/A

Bowl Appearance: 20th

Bowl Record: 7-12

Bowl Streak: L2 (last lost to Arkansas 45-23 in 2016 Liberty Bowl)

#### Key Players

##### WR Byron Pringle (6-2, 205, So., Tampa, Fla.)

Leads the Big 12 and ranks eighth nationally with a 28.7-yard average on kickoff returns, which is highlighted by a 99-yard touchdown against Texas Tech ... Sits fifth in school history in total kickoff return yards (659) and ninth in average.

##### DB D.J. Reed (5-9, 188, So., Bakersfield, Calif.)

Voted Big 12 Newcomer of the Year ... Has totaled a Big 12-leading 18 passes defended to rank fifth in the nation ... Has three interceptions this year, including one he returned 35 yards for a touchdown against Texas Tech.

##### DE Reggie Walker (6-2, 235, RFr., Ponchatoula, La.)

Big 12 Defensive Freshman of the Year ... Has 6.5 sacks and 11.0 TFLs to rank fifth and sixth in the Big 12, respectively ... His 6.5 sacks also rank second in school history among freshmen.

##### DE Jordan Willis (6-5, 258, Sr., Kansas City, Mo.)

Swept Big 12 Defensive Player of the Year honors from both the coaches and Associated Press ... Leads the Big 12 and ranks ninth nationally with a school-record tying 11.5 sacks in addition to 16.5 tackles for loss to rank second in the conference and 20th in the country.

### 2016 Statistical Comparison ( ) - SEC Ranking; [ ] - NCAA Ranking

	Texas A&M	Kansas State
Scoring Offense	35.4 (3) [29]	32.2 [48]
Total Offense	468.1 (3) [29]	386.8 [84]
Rushing Offense	217.5 (6) [33]	232.9 [25]
Passing Offense	250.6 (4) [50]	153.8 [118]
Scoring Defense	23.8 (6) [37]	21.8 [20]
Total Defense	444.2 (10) [91]	382.2 [51]
Rushing Defense	189.6 (8) [75]	112.6 [12]
Passing Defense	254.6 (13) [98]	269.6 [111]
Turnover Margin	0.42 (4) [31]	0.92 [6]

#### Series/Game Notes

Record: Texas A&M leads 8-7

Last: Kansas State, 53-50 (Nov. 12, 2011)

**Series:** Texas A&M and Kansas State will meet for the 16th time and first time since they were Big 12 conference foes in 2011. Kansas State has won the last three matchups, but Texas A&M holds a narrow edge in the all-time series.

**Game Notes:** Texas A&M is seeking its fourth bowl win in five tries under Kevin Sumlin ... This is the fourth time the Aggies have played a bowl game in Houston ... Kansas State is making its seventh consecutive bowl appearance and 18th under Bill Snyder.



**BIRMINGHAM BOWL**



South Carolina vs. USF

December 29 • 1 p.m. CT • Birmingham, Ala. • Legion Field (70,459)

**TV:** ESPN (Eamon McAnaney, play-by-play; John Congemi, analyst; Kevin Weidl, sidelines)

**Radio:** ESPN Radio (Doug Bell, play-by-play; Chris Doering, analyst, Kris Budden, sidelines)

**Sirius/XM:** 80



**South Carolina Gamecocks (6-6, 3-5 SEC)**

Head Coach: Will Muschamp (Georgia '94)

Overall / Years: 34-27 / Fifth season

South Carolina / Years: 6-6 / 1st season

National Rankings: N/A

Bowl Appearance: 21st

Bowl Record: 8-12

Bowl Streak: W4 (last def. Miami, Fla., 24-21 in 2015 Independence Bowl)

**Key Players**

**QB Jake Bentley (6-3, 223, Fr., Opelika, Ala.)**

4-2 record as South Carolina's starter ... Became the first Carolina true freshman quarterback to win his first three collegiate starts since 1992 ... Since entering the starting lineup at midseason, the USC offense increased its points per game by 10.5 and the total yards per game by nearly 64.

**WR Deebo Samuel (6-0, 205, RSo., Inman, S.C.)**

Has hauled in 41 passes for 527 yards in the last seven contests ... Has logged at least eight catches three times with two 100-yard receiving games ... Ranks eighth in the SEC with 5.0 receptions per game and with 65.9 receiving yards per game .. Fourth in kickoff returns at 27.8 yards per return.

**DL Darius English (6-6, 245, Sr., Powder Springs, Ga.)**

Leads the Gamecocks with 9.0 sacks, a mark that is tied for third in the SEC this season and tied for fifth on Carolina's single-season record list ... Also named to the Associated Press's second-team All-SEC squad.

**PK Elliott Fry (6-0, 170, Sr., Frisco, Texas)**

Finished the regular season with 85 tackles, including a team-high 52 solo stops, and four games with double-digit tackles ... Led the team with four interceptions and broke up six other opponent aerials.

**USF Bulls (10-2, 7-1 AAC)**

Interim Head Coach: T.J. Weist (William Jewell '63)

Overall / Years: 3-5 / 2nd season

USF / Years: 1st season as interim head coach

National Rankings: N/A

Bowl Appearance: 20th

Bowl Record: 7-12

Bowl Streak: L2 (last lost to Arkansas 45-23 in 2016 Liberty Bowl)

**Key Players**

**OL Kofi Amichia (6-4, 297, Sr., Riverdale, Ga.)**

Has started 25 straight games at left tackle for a USF program that has broken the school's rushing record in back-to-back seasons – posting 3,501 yards and 44 touchdowns on the ground in 2016 – and consistently ranked among the least sacked teams in the nation

**QB Quinton Flowers (6-0, 210, Jr., Miami, Fla.)**

AAC Offensive Player of the Year ... Finished the regular season ranked in the top 20 in the nation in nine offensive categories, including third in yards per carry (8.05 ypc), ninth in points responsible for (222), 10th in total offense (331.3 ypg), 11th in rushing yards (1,425), and 12th in rushing touchdowns (15).

**RB Marlon Mack (6-0, 210, Jr., Sarasota, Fla.)**

Became the first Bull and just the third FBS player in state of Florida history to post three 1,000-yard rushing seasons ... Has totaled 1,137 rushing yards and a USF record tying 15 rushing touchdowns while logging seven 100-yard rushing games.

**LB Auggie Sanchez (6-2, 245, Jr., St. Petersburg, Fla.)**

Earned second team honors for the second straight year after leading the Bulls again in tackles ... His 111 on the season are 10 shy of the USF season record and currently rank him third among AAC players with 9.2 tackles per game.

**2016 Statistical Comparison ( ) - SEC Ranking; [ ] - NCAA Ranking**

	South Carolina	USF
Scoring Offense	19.3 (14) [121]	43.6 [7]
Total Offense	336.4 (14) [117]	515.1 [10]
Rushing Offense	138.0 (13) [107]	291.8 [5]
Passing Offense	198.4 (9) [96]	223.3 [72]
Scoring Defense	24.8 (8) [45]	31.0 [86]
Total Defense	407.2 (6) [62]	482.1 [120]
Rushing Defense	202.8 (9) [89]	205.3 [92]
Passing Defense	204.3 (5) [34]	276.8 [118]
Turnover Margin	0.83 (1) [9]	0.50 [26]

**Series/Game Notes**

Record: South Carolina leads 1-0  
Last: South Carolina, 34-3 (Sept. 18, 2004)

**Series:** This is just the second meeting between South Carolina and USF. The Gamecocks and Bulls met in the third week of the 2004 season - a 34-3 South Carolina victory in Columbia.

**Game Notes:** This will be South Carolina's third bowl trip to Birmingham ... The Gamecocks have been bowl-eligible in 12 of the past 13 seasons ... USF will be making its eighth bowl appearance in just its 16th season of play at the FBS level.

<b>BELK BOWL</b>
------------------



Arkansas vs. Virginia Tech

December 29 • 5:30 p.m. ET • Charlotte, N.C. • Bank of America Stadium (73,778)

TV: ESPN (Mike Patrick, play-by-play; Ed Cunningham, analyst; Jerry Punch, sidelines)

Radio: ESPN Radio (Taylor Zanzour, play-by-play; Charles Arbuckle, analyst, Dari Nowkah, sidelines)

Sirius/XM: 80

**Arkansas Razorbacks (7-5, 3-5 SEC)**

Head Coach: Bret Bielema (Iowa '92)

Overall / Years: 93-49 / 11th season

Arkansas / Years: 25-25 / 4th season

National Rankings: N/A

Bowl Appearance: 42nd

Bowl Record: 15-23-3

Bowl Streak: W3 (last def. Kansas State 45-23 in 2016 Liberty Bowl)

**Key Players****OL Dan Skipper (6-10, 319, Sr., Arvada, Colo.)**

Started all 12 regular season games at left tackle ... One of two players to be named SEC Lineman of the Week twice this season ... Helped pave the way for Rawleigh Williams to capture the SEC regular season rushing title with 1,326 yards on the ground.

**OL Frank Ragnow (6-5, 319, Jr., Victoria, Minn.)**

Finished the regular season as the top ranked center in college football, according to the outlet ... Earned SEC Offensive Lineman of the Week honors on Sept. 18 ... Has made 25 straight starts heading in Arkansas' Belk Bowl game against Virginia Tech.

**RB Rawleigh Williams III (5-10, 223, So., Dallas, Texas)**

Became just the 13th running back in SEC history to win the league's Offensive Player of the Week nod three times in a season ... Has reached the 100-yard plateau on the ground in a league-best seven games in 2016, while his 1,326 yards are fifth-best in program single-season history.

**DL Deatrich Wise Jr. (6-5, 271, Carrollton, Texas)**

Ranks 10th on Arkansas' career sacks list (16.5) and ranks eighth among SEC active career leaders ... Tied for second on the team in tackles for loss this season (5.0), second in sacks (3.5) and third in tackles (45).

**Virginia Tech Hokies (9-4, 6-2 ACC)**

Head Coach: Justin Fuente (Murray State '99)

Overall / Years: 35-27 / Fifth season

Virginia Tech / Years: 9-4 / First season

National Rankings: 22 CFP; 18 AP; 19 Coaches

Bowl Appearance: 30th

Bowl Record: 12-17

Bowl Streak: W2 (last def. Tulsa 55-52 in 2015 Independence Bowl)

**Key Players****WR Isaiah Ford (6-2, 195, Jr., Jacksonville, Fla.)**

Leads the Hokies in receptions (69), receiving yards (949) and is tied in receiving touchdowns (7) ... Poised to become the school record holder in career yards receiving, just 63 yards shy, while he already holds the career receptions and touchdowns record.

**DT Woody Baron (6-2, 280, Sr., Nashville, Tenn.)**

Has started all 12 games for Tech and is sixth in tackles with 50, but leads the Hokies with 17.5 tackles for loss for a total of 65 yards and includes 4.5 sacks ... Has five quarterback hurries and also has recovered a fumble.

**LB Tremaine Edmunds (6-5, 236, So., Danville, Va.)**

Earned his first postseason honor after finishing the regular season second on the team with 91 total tackles, while his 47 solo stops are tied for the team high ... Second in tackles for loss with 17 for 62 yards.

**LB Andrew Motuapuaka (6-0, 233, Jr., Virginia Beach, Va.)**

Leads the Hokies with 102 total tackles and is tied with Edmunds for the team lead with 47 solo tackles, which includes 5 tackles for loss and 2 sacks ... Has intercepted two passes this season, broke up four more, has four quarterback hurries and recovered two fumbles.

**2016 Statistical Comparison ( ) - SEC Ranking; [ ] - NCAA Ranking**

	Arkansas	Virginia Tech
Scoring Offense	30.8 (9) [56]	35.0 [33]
Total Offense	437.9 (7) [49]	448.2 [41]
Rushing Offense	174.9 (10) [66]	184.9 [56]
Passing Offense	263.0 (3) [35]	263.3 [34]
Scoring Defense	30.8 (10) [84]	22.7 [30]
Total Defense	428.7 (8) [75]	342.8 [19]
Rushing Defense	209.3 (10) [94]	148.5 [42]
Passing Defense	219.3 (8) [54]	194.2 [23]
Turnover Margin	-0.17 (10) [77]	-0.23 [83]

**Series/Game Notes**

Record: First Meeting

**Series:** Arkansas and Virginia Tech will be meeting for the first time ... The last time an SEC team faced Virginia Tech in a bowl game was Tennessee in the 2009 Chick-fil-A Bowl.

**Game Notes:** Arkansas will be looking to make it three straight seasons with a postseason win for the first time in program history ... Virginia Tech will be the eighth ranked opponent Arkansas has faced this season ... Virginia Tech is playing in a bowl for 24th consecutive season, the longest active streak recognized by the NCAA.

## AUTOZONE LIBERTY BOWL



Georgia vs. TCU

December 30 • 11 a.m. CT • Memphis, Tenn. • Liberty Bowl Memorial Stadium (58,211)

**TV:** ESPN (Beth Mowens, play-by-play; Anthony Becht, analyst; Rocky Boiman, sidelines)

**Radio:** ESPN Radio (Bill Roth, play-by-play; Al Groh, analyst, Alex Corrdry, sidelines)

**Sirius/XM:** 80



### Georgia Bulldogs (7-5, 4-4 SEC)

Head Coach: Kirby Smart (Georgia '98)

Overall / Years: 7-5 / First season

Georgia / Years: Same

National Rankings: N/A

Bowl Appearance: 52nd

Bowl Record: 29-19-3

Bowl Streak: W2 (last def. Penn State 24-17 in TaxSlayer Bowl)

#### Key Players

#### TB Nick Chubb (5-10, 228, Jr., Cedartown, Ga.)

Team's leading rusher, with 988 yards on 207 carries (4.8 avg.) and 7 TDs ... Finished the regular season as UGA's No. 3 all-time rusher with 3,282 yards, behind only Herschel Walker and Todd Gurley ... Enters the bowl game needing four yards to pass Gurley in the No. 2 position.

#### WR Isaiah McKenzie (5-8, 175, Jr., Miami, Fla.)

Second on the Bulldogs with 929 all-purpose yards (131 rush, 530 receiving, 268 return) and has scored a team-high 10 touchdowns ... Has a team-best 40 catches, which includes seven scores ... His five punt returns for touchdowns ranks third best in SEC history.

#### TB Sony Michel (5-11, 222, Jr., Plantation, Fla.)

Team's No. 2 rusher this season ... 2,324 career rushing yards, 10th-best in UGA history ... Georgia's top rusher in four games in the regular season ... Rushed for a career-high 170 yards in regular season finale vs. Georgia Tech.

#### LB Roquan Smith (6-1, 225, So., Montezuma, Ga.)

Team's leading tackler with 82 total stops ... 5.0 tackles for loss ... Career-high 13 tackles in regular season finale vs. Georgia Tech ... 11 tackles in win at South Carolina and added a forced fumble and fumble recovery.

### TCU Horned Frogs (6-6, 4-5 Big 12)

Head Coach: Gary Patterson (Kansas State '83)

Overall / Years: 149-53 / 15th season

TCU / Years: Same

National Rankings: N/A

Bowl Appearance: 32nd

Bowl Record: 15-15-1

Bowl Streak: W2 (last def. Oregon 47-41 in 2016 Alamo Bowl)

#### Key Players

#### C Austin Schlottmann (6-6, 300, Jr., Brenham, Texas)

Has not allowed a sack in his 752 snaps on the season with just one quarterback pressure ... Second Team All-Big 12 recognition from league's head coaches.

#### LB Ty Summers (6-2, 235, So., San Antonio, Texas)

Two-time Big 12 Defensive Player of the Week this season ... Second on TCU and in the Big 12 with his average of 9.4 tackles per game ... Has totaled 113 stops ... Second Team All-Big 12 recognition from league's head coaches.

#### DE Josh Carraway (6-4, 250, Sr., Flower Mound, Texas)

First-team Academic All-Big 12 member with a 4.0 grade-point average ... Has a team-high eight sacks which place fourth in the Big 12 ... Ranks seventh in TCU history with 19 career sacks ... First Team All-Big 12 recognition from league's head coaches.

#### LB Travin Howard (6-1, 210, Jr., Longview, Texas)

Leads the Big 12 and is seventh nationally in tackles at 10.4 per game ... His 125 stops make him only the second player (Martin Patterson, 2003-04) in Gary Patterson's 16 seasons as head coach to have back-to-back years with 100 stops.

### 2016 Statistical Comparison ( ) - SEC Ranking; [ ] - NCAA Ranking

	Georgia	TCU
Scoring Offense	24.0 (11) [105]	31.7 [50]
Total Offense	382.4 (11) [89]	475.0 [23]
Rushing Offense	186.5 (9) [53]	196.7 [47]
Passing Offense	195.9 (10) [97]	278.3 [24]
Scoring Defense	24.1 (7) [40]	27.8 [60]
Total Defense	328.0 (4) [16]	425.8 [74]
Rushing Defense	141.1 (4) [35]	180.7 [69]
Passing Defense	186.9 (3) [18]	245.2 [85]
Turnover Margin	0.58 (2) [19]	-0.25 (5) [84]

#### Series/Game Notes

Record: Georgia leads 3-0

Last: Georgia, 38-10 (Sept. 10, 1988)

**Series:** This will mark the fourth time Georgia and TCU have played ... The Bulldogs defeated TCU, 40-26, in the 1942 Orange Bowl, and UGA recorded regular season victories in 1980 (34-3), and 1988 (38-10). Incidentally, the 1942 Orange Bowl was Georgia's first bowl game.

**Game Notes:** This will be Georgia's fourth trip to Memphis for a bowl game and first since 2010 ... The Bulldogs' 52 bowl appearances are fourth most in the country ... TCU is facing an SEC team in a bowl game for the second time in three years.

## FRANKLIN AMERICAN MORTGAGE MUSIC CITY BOWL



Tennessee vs. Nebraska

December 30 • 2:30 p.m. CT • Nashville, Tenn. • Nissan Stadium (69,143)

TV: ESPN (Tom Hart, play-by-play; Andre Ware, analyst; Cole Cubelic, sidelines)

Radio: ESPN Radio (Anish Shroff, play-by-play; Ahmad Brooks, analyst, Dawn Davenport, sidelines)

Sirius/XM: 80

**Tennessee Volunteers (8-4, 4-4 SEC)**

Head Coach: Butch Jones (Ferris State '90)

Overall / Years: 78-48 / 10th season

Tennessee / Years: 28-20 / Fourth season

National Rankings: 21 CFP

Bowl Appearance: 52nd

Bowl Record: 27-24

Bowl Streak: W2 (last def. Northwestern 45-6 in 2016 Outback Bowl)

**Key Players****QB Joshua Dobbs (6-3, 210, Sr., Alpharetta, Ga.)**

Finished the regular season with 2,655 passing yards and an SEC-best 26 passing touchdowns ... Led the league in pass efficiency with a 152.6 rating ... In conference games, led the SEC with 24 total touchdowns accounted for and 17 passing touchdowns.

**DE Derek Barnett (6-3, 265, Jr., Nashville, Tenn.)**

Amassed 50 tackles, a career-high 12.0 sacks, 18.0 tackles for loss, two forced fumbles, three pass breakups, one interception and 12 quarterback hurries. His 12.0 sacks are tied for the sixth-most in the nation and his 18.0 tackles for loss ranks 15th nationally.

**DB Cameron Sutton (5-11, 186, Sr., Jonesboro, Ga.)**

In 44 games played, has amassed 126 tackles (110 solo), 13.0 tackles for loss, seven interceptions, 37 passes defensed, one sack, three forced fumbles and three fumbles recovered ... His 37 career passes defensed are a Tennessee record.

**DB Nigel Warrior (6-0, 186, Fr., Duluth, Ga.)**

Played in all 12 regular-season games and leads all Tennessee freshmen with 22 tackles (19 solo), including one tackle for loss ... Made his first career start at strong safety against Missouri on Nov. 19 and tied his career high with seven tackles.

**Nebraska Cornhuskers (9-3, 6-3 Big Ten)**

Head Coach: Mike Riley (Alabama '75)

Overall / Years: 108-90 / 16th season

Nebraska / Years: 15-10 / 2nd season

National Rankings: 24 AP; 21 Coaches

Bowl Appearance: 53rd

Bowl Record: 26-26

Bowl Streak: W1 (last def. UCLA 37-29 in 2015 Foster Farms Bowl)

**Key Players****OL Nick Gates (6-5, 290, So., Las Vegas, Nev.)**

Leader of a Nebraska offensive line that was among the nation's best units at protecting the quarterback ... Starting left tackle in all 12 games ... Part of a unit that allowed just 11 sacks in 12 games, ranking the Huskers first in the conference in that category.

**WR Jordan Westerkamp (6-0, 200, Sr., Lombard, Ill.)**

Despite missing the majority of three games with an injury, led the Huskers in receptions (38), receiving yards (526) and touchdown receptions (5) ... Enters the bowl game second on the Nebraska career receptions list.

**LB Josh Banderas (6-3, 240, Sr., Lincoln, Neb.)**

Leads the Huskers with 89 tackles, including 38 solo stops and eight tackles for loss ... Has recorded at least eight tackles in seven straight games heading into the bowl game ... Led the Huskers with nine pass breakups, while adding three interceptions.

**S Nathan Gerry (6-2, 220, Sr., Sioux Falls, S.D.)**

Finished the regular season second for the Huskers in total tackles with 74, including 47 solo stops ... His seven tackles for loss were tied for fourth among all Husker defenders, with his four interceptions and eight pass breakups ranking second on the team.

**2016 Statistical Comparison ( ) - SEC Ranking; [ ] - NCAA Ranking**

	Tennessee	Nebraska
Scoring Offense	36.3 (2) [26]	26.8 [77]
Total Offense	437.3 (8) [50]	386.1 [85]
Rushing Offense	203.2 (8) [43]	178.2 [62]
Passing Offense	234.1 (5) [62]	207.9 [90]
Scoring Defense	29.3 (9) [73]	22.8 [31]
Total Defense	460.2 (11) [109]	350.6 [21]
Rushing Defense	231.7 (12) [111]	141.0 [34]
Passing Defense	228.5 (10) [68]	209.6 [42]
Turnover Margin	-0.17 (10) [77]	0.42 [31]

**Series/Game Notes**

Record: Nebraska leads 2-0

Last: Nebraska, 31-21 (Jan. 2, 2000)

**Series:** Tennessee and Nebraska will meet for the third time ... Nebraska previously defeated the Vols in the 1998 Orange Bowl and the 2000 Fiesta Bowl.

**Game Notes:** Tennessee is looking to win bowl games in three-consecutive seasons for the first time since winning postseason bowls following the 1994, 1995 and 1996 seasons ... This marks Nebraska's first trip to the Music City Bowl.

## BUFFALO WILD WINGS CITRUS BOWL

LSU vs. Louisville



December 31 • 11 a.m. ET • Orlando, Fla. • Camping World Stadium (60,219)  
**TV:** ABC (Dave Pasch, play-by-play; Greg McElroy, analyst; Tom Luginbill, sidelines)  
**Radio:** ESPN Radio (Jason Bennett, play-by-play; Kelly Stouffer, analyst, Paul Carcaterra, sidelines)  
**Sirius/XM:** 81



### LSU Tigers (7-4, 5-3 SEC)

Head Coach: Ed Orgeron (Northwestern State '84)  
 Overall / Years: 21-29 / Fifth season  
 LSU / Years: 5-2 / First season  
 National Rankings: 20 CFP; 19 AP; 20 Coaches'  
 Bowl Appearance: 48th  
 Bowl Record: 24-22-1  
 Bowl Streak: W1 (last def. Texas Tech 56-27 in 2015 Texas Bowl)

### Key Players

#### RB Derrius Guice (5-11, 212, So., Baton Rouge, La.)

Had a breakout sophomore campaign to earn first team honors in 2016 as he led LSU with 1,249 yards and 14 touchdowns, averaging 113.5 yards per game and 8.0 yards per carry ... Finished first in all-purpose yards with 135.1 per game in the SEC.

#### C/OG Ethan Pocic (6-7, 302, Sr., Lemont, Ill.)

Started all 11 games for the Tigers in 2016, with 10 starts coming at center and one at right tackle ... Led all LSU offensive linemen in total snaps played (680), knockdowns (92), and "great effort" plays (33) ... Had double-digit knockdown blocks in four games.

#### LB Kendell Beckwith (6-3, 247, Sr., Clinton, La.)

Started 10 games in the linebacker core, leading the team with 91 total tackles, including six tackles for loss and a sack ... Finished second in the league averaging 9.1 tackles per game, registering double figure stops three times and includes having a career-high 16 against Alabama.

#### CB Tre'Davious White (6-0, 197, Sr., Shreveport, La.)

Capped his LSU career with 31 total tackles and four tackles for loss, while finishing tied for the team lead with two interceptions ... Finished the season second in the SEC and 11th nationally in passes defended with 15, leading the league with 13 pass breakups.

### Louisville Cardinals (9-3, 7-1 ACC)

Head Coach: Bobby Petrino (Carroll College '83)  
 Overall / Years: 109-42 / 12th season  
 Louisville / Years: 67-21 / Seventh season  
 National Rankings: 13 CFP; 15 AP; 15 Coaches'  
 Bowl Appearance: 21st  
 Bowl Record: 10-9-1  
 Bowl Streak: W1 (last def. Texas A&M 27-21 in 2015 Music City Bowl)

### Key Players

#### TE Cole Hikutini (6-5, 248, Sr., Sacramento, Calif.)

Finished the regular season with 49 receptions for 656 yards from his tight end spot, with a team-best eight touchdowns ... Recorded two 100-yard receiving games, including a career-best 118 yards versus NC State on Oct. 22.

#### QB Lamar Jackson (6-3, 205, So., Pompano Beach, Fla.)

Heisman Trophy winner ... Finished the regular season holding ACC and school records with 51 touchdowns responsible for (30 passing, 21 rushing), rushing yards by a quarterback with 1,538, and rushing touchdowns by a quarterback with 21.

#### LB Devonte Fields (6-4, 242, Sr., Fort Worth, Texas)

Credited with 42 tackles and was second on the team with 5.0 sacks ... Named the ACC Defensive Lineman of the Week after his best performance against Wake Forest, totaling 4.0 tackles for loss and 3.0 sacks in a 44-12 win ... Voted First Team All-ACC.

#### LB Keith Kelsey (6-1, 236, Sr., Gainesville, Fla.)

In his third season as a starter ... Leads the team with 81 tackles, and registered five or more tackles in all five games ... Enters the post-season with 299 career tackles.

### 2016 Statistical Comparison ( ) - SEC Ranking; [ ] - NCAA Ranking

	LSU	Louisville
Scoring Offense	28.3 (10) [67]	45.3 [1]
Total Offense	425.7 (10) [60]	558.8 [2]
Rushing Offense	238.1 (4) [20]	256.8 [11]
Passing Offense	187.6 (12) [101]	302.0 [14]
Scoring Defense	16.4 (3) [6]	23.3 [34]
Total Defense	323.0 (3) [13]	316.3 [11]
Rushing Defense	121.8 (2) [16]	110.0 [10]
Passing Defense	201.2 (4) [31]	206.3 [38]
Turnover Margin	0.00 (9) [67]	-0.58 [108]

### Series/Game Notes

Record: First Meeting

**Series:** LSU and Louisville will be meeting for the first time ... The last time an SEC team faced Louisville in a bowl game was Texas A&M in last year's Music City Bowl.

**Game Notes:** LSU won five of its last seven games, including double-digit Southeastern Conference wins over Missouri, Ole Miss, Arkansas and Texas A&M ... LSU has allowed only one opponent to score more than 21 points in a game this year ... Louisville averages 45.3 points and 558.8 total yards (256.8 rushing, 302.0 passing) per game.

## TAXSLAYER BOWL



Kentucky vs. Georgia Tech

December 31 • 11 a.m. ET • Jacksonville, Fla. • EverBank Field (77,511)

TV: ESPN (Mark Jones, play-by-play; Rod Gilmore, analyst; Quint Kessenich, sidelines)

Sirius/XM: 83/201

**Kentucky Wildcats (7-5, 4-4 SEC)**

Head Coach: Mark Stoops (Iowa '89)

Overall / Years: 19-29 / Fourth season

Kentucky / Years: 19-29 / Fourth season

National Rankings: N/A

Bowl Appearance: 16th

Bowl Record: 8-7

Bowl Streak: L2 (last lost to Pittsburgh 27-10 in 2011 BBVA Compass Bowl)

**Key Players****C Jon Toth (6-5, 310, Sr., Indianapolis, Ind.)**

Has played in 48 career games with a nation-high 47 consecutive starts ... This season the Cats' running game ranks 16th nationally at 241.2 rushing yards per game, including 291.4 yards over the final six contests. Leads the team with 69 knockdown blocks.

**LB Jordan Jones (6-2, 220, So., Youngstown, Ohio)**

Finished the regular season with 100 total tackles to rank third in the SEC in tackles per game (8.3) and his 70 solo tackles led the league and ranked 11th nationally ... Jones is the only player in UK history to have at least 100 tackles, 14.0 tackles for loss and 4.0 sacks in a single season.

**RB Stanley "Boom" Williams (5-9, 196, Jr., Monroe, Ga.)**

Tallied 1,135 rushing yards, making him just the ninth player in school history to surpass 1,000 yards in a season ... Currently riding a school-record tying five-game rushing touchdown streak ... Ranks seventh in the SEC and 42nd nationally at 94.6 rushing yards per game.

**S Mike Edwards (6-0, 200, So., Cincinnati, Ohio)**

Finished the regular season leading all SEC defensive backs in tackles with 93 ... Ranks fourth in the SEC with 7.8 tackles per game ... Tied for the team lead with three interceptions.

**Georgia Tech Yellow Jackets (8-4, 4-4 ACC)**

Head Coach: Paul Johnson (Western Carolina '79)

Overall / Years: 176-87 / 20th season

Georgia Tech / Years: 69-48 / Ninth season

National Rankings: N/A

Bowl Appearance: 44th

Bowl Record: 24-19

Bowl Streak: W1 (last def. Mississippi State 49-34 in 2014 Orange Bowl)

**Key Players****OL Parker Braun (6-3, 280, Fr., Hallsville, Texas)**

ESPN True Freshman All-America ... In his seven starts, the Yellow Jackets averaged 279.3 rushing yards and 30.9 points per game, up from the 226.8 rushing yards and 23.6 points per contest that Tech averaged prior to the 6-3, 280-pounder becoming a starter.

**OL Freddie Burden (6-4, 299, Sr., Statesboro, Ga.)**

Anchor of a Georgia Tech offensive line that paved the way for the Yellow Jackets to lead the ACC and rank 10th nationally in rushing offense at 257.4 yards per game ... Made 11 starts at center (missing one game due to injury).

**DL Patrick Gamble (6-5, 277, Sr., Carrollton, Ga.)**

Has recorded 47 tackles, 8.5 tackles for loss and 5.5 sacks from his defensive tackle position this season ... Tallied 19 tackles, 3.5 tackles for loss and 2.5 sacks in Tech's three-game winning streak to end the regular season.

**K Harrison Butker (6-3, 210, Sr., Decatur, Ga.)**

Leads Georgia Tech and ranks among the ACC's top 15 players (all positions) with 76 points this season ... Has made 11-of-13 field goals this season (including 6-of-6 from 40-plus yards out), good for a .846 percentage that ranks second in the ACC and 19th nationally.

**2016 Statistical Comparison ( ) - SEC Ranking; [ ] - NCAA Ranking**

	Kentucky	Georgia Tech
Scoring Offense	31.0 (8) [54]	27.8 [69]
Total Offense	428.3 (9) [57]	388.6 [82]
Rushing Offense	241.3 (3) [16]	257.4 [10]
Passing Offense	187.0 (13) [102]	131.2 [123]
Scoring Defense	31.2 (11) [87]	25.0 [47]
Total Defense	439.5 (9) [88]	408.1 [63]
Rushing Defense	225.0 (11) [108]	174.2 [64]
Passing Defense	214.5 (6) [48]	233.9 (9) [73]
Turnover Margin	-0.50 (14) [106]	0.25 [43]

**Series/Game Notes**

Record: Georgia Tech leads 11-7-1  
Last: Georgia Tech, 23-13 (Sept. 17, 1960)

**Series:** This is the 20th time Georgia Tech and Kentucky have met, but the first since 1960 ... The two teams have never met in the post-season.

**Game Notes:** This marks Kentucky's first bowl appearance since the 2010 season and first during the Mark Stoops era ... Kentucky boasts a pair of 1,000 yard rushers – Stanley "Boom" Williams and Benny Snell, Jr. – for the first time in school history ... Georgia Tech closed the regular season with five wins in its last six games.

## CHICK-FIL-A PEACH BOWL / CFP SEMIFINAL



Alabama vs. Washington

December 31 • 3 p.m. ET • Atlanta, Ga. • Georgia Dome (71,996)

TV: ESPN (Joe Tessitore, play-by-play; Todd Blackledge, analyst; Holly Rowe, sidelines)

Radio: ESPN Radio (Steve Levy, play-by-play; Brian Griese, analyst, Todd McShay, sidelines)

Sirius/XM: 80

**Alabama Crimson Tide (13-0, 8-0 SEC)**

Head Coach: Nick Saban (Kent State '73)

Overall / Years: 204-60-1 / 21st season

Alabama / Years: 113-18 / 10th season

National Rankings: 1 CFP; 1 AP; 1 Coaches

Bowl Appearance: 64th

Bowl Record: 36-24-3

Bowl Streak: W2 (last def. Clemson 45-40 in 2015 CFP title game)

**Key Players****DL Jonathan Allen (6-3, 291, Sr., Leesburg, Va.)**

Key part of a defense that leads the nation in total defense, rushing defense, scoring defense and defensive touchdowns ... Leads the Tide in quarterback hurries (15) and shares the team lead in sacks (8.5) to go along with 13.0 tackles for loss.

**QB Jalen Hurts (6-2, 209, Fr., Channelview, Texas)**

SEC Offensive Player of the Year ... Has started 12 games for the Tide this season and is the first true freshman to start at quarterback for Alabama since 1984 ... Alabama's single-season quarterback rushing leader and is on the verge of breaking the records for touchdown responsibility and total offense.

**LB Reuben Foster (6-1, 228, Sr., Auburn, Ala.)**

Butkus Award winner ... Leads the Crimson Tide in tackles with 94, including 12 for a loss (-56 yards) and four sacks (-33 yards) ... Has recorded eight quarterback hurries and two pass breakups.

**OL Cam Robinson (6-6, 310, Jr., Monroe, La.)**

2016 Outland Trophy winner ... SEC Jacobs Blocking Trophy winner ... Leads an Alabama offensive line that has provided protection for a balanced attack that leads the SEC in scoring at 40.5 points per game and is second in total offense (471.3 yards per game), rushing offense (245.0 yards per game) and yards per rushing attempt (5.7).

**Washington Huskies (12-1, 8-1 Pac-12)**

Head Coach: Chris Petersen (UC Davis '88)

Overall / Years: 119-25 / 11th season

Washington / Years: 27-13 / 3rd season

National Rankings: 4 CFP; 4 AP; 4 Coaches

Bowl Appearance: 37th

Bowl Record: 18-17-1

Bowl Streak: W1 (last def. Southern Miss 44-31 in 2016 Heart of Dallas Bowl)

**Key Players****OL Trey Adams (6-8, 309, So., Wenatchee, Wash.)**

One of two first team All-Pac-12 offensive linemen for the Huskies ... He and Jake Eldrenkamp were the first Huskies to earn All-Pac-12 recognition since 2001 ... The first Husky to earn All-America honors since Chad Ward in 2000.

**WR John Ross (5-11, 190, Jr., Long Beach, Calif.)**

First team All-Pac-12 selection ... 76 catches for 1,122 yards and scored 19 touchdowns – 17 via reception, and one each by rushing and kick-off return ... His 17 touchdown receptions are tied for second-most in the nation this year.

**DB Budda Baker (5-10, 192, Jr., Bellevue, Wash.)**

Named first team All-Pac-12 and voted Defensive MVP by his teammates ... Ranks second on the squad with 65 total tackles and leads the team with nine tackles for loss ... Accounted for two sacks, a pair of interceptions and five pass break ups.

**DB Taylor Rapp (6-0, 202, Fr., Bellingham, Wash.)**

Pac-12 Freshman Defensive Player of the Year and earned MVP honors of the Pac-12 Championship game after intercepting two passes ... Fifth on the Huskies' vaunted defense with 45 tackles and led the team with four interceptions.

**2016 Statistical Comparison ( ) - SEC Ranking; [ ] - NCAA Ranking**

	Alabama	Washington
Scoring Offense	40.5 (1) [13]	44.5 [4]
Total Offense	471.3 (2) [26]	477.2 [22]
Rushing Offense	245.0 (2) [14]	210.0 [36]
Passing Offense	226.3 (6) [68]	267.2 [31]
Scoring Defense	11.8 (1) [1]	17.2 [8]
Total Defense	247.8 (1) [1]	316.2 (10)
Rushing Defense	63.4 (1) [1]	123.5 [18]
Passing Defense	184.5 (2) [15]	192.6 [22]
Turnover Margin	0.38 (6) [36]	1.62 [1]

**Series/Game Notes**

Record: Alabama leads 4-0

Last: Alabama, 28-6 (Dec. 25, 1986)

**Series:** Alabama and Washington will meet for the fifth time and for the third time in postseason play. Washington was the Crimson Tide's first bowl opponent when Wallace Wade's squad traveled to Pasadena, Calif. to face Washington in the 1926 Rose Bowl.

**Game Notes:** Alabama owns a nation-high 25-game winning streak ... Alabama has reached the 13-win mark for the fifth time in school history ... Washington is making its first appearance in the College Football Playoff, while Alabama is making its third in three years.

## OUTBACK BOWL



Florida vs. Iowa

January 2 • 1 p.m. ET • Tampa, Fla. • Raymond James Stadium (65,657)  
**TV:** ABC (Mike Patrick, play-by-play; Ed Cunningham, analyst; Jerry Punch, sidelines)  
**Sirius/XM:** N/A

**Florida Gators (8-4, 6-2 SEC)**

Head Coach: Jim McElwain (Eastern Washington '83)

Overall / Years: 40-24 / Fifth season

Florida / Years: 18-8 / Second season

National Rankings: 17 CFP; 20 AP; 18 Coaches

Bowl Appearance: 43rd

Bowl Record: 21-21

Bowl Streak: L1 (last lost to Michigan 41-7 in 2016 Citrus Bowl)

**Key Players****OL Martez Ivey (6-5, 305, So., Apopka, Fla.)**

Two-time SEC Offensive Lineman of the Week this season ... Instrumental in helping Florida's offense this season as Jordan Scarlett ran for over 100 yards in three games this season, and UF had over 500 yards of total offense in two SEC games (Kentucky, Missouri).

**DL Caleb Brantley (6-2, 297, Jr., Crescent City, Fla.)**

Tied for the Florida lead in tackles for loss, registering 8.5 for a total of 28 yards lost ... Overall this season, the Gators held opponents to 142.2 rushing yards per game, which is good for fifth in the conference ... UF ranked fourth in the SEC in sacks per game (2.50).

**DB Jalen Tabor (6-0, 201, Jr., Washington, D.C.)**

AP and Coaches' All-SEC first team selection ... Led Florida with four interceptions, including one he returned for a 39-yard touchdown ... Had five pass break-ups, recovered a fumble and registered a total of 32 tackles.

**DB Quincy Wilson (6-1, 213, Jr., Fort Lauderdale, Fla.)**

Started all 12 games for Florida ... Recorded 31 tackles, six pass breakups and three interceptions, including one returned for a 78-yard touchdown.

**Iowa Hawkeyes (8-4, 6-3 Big Ten)**

Head Coach: Kirk Ferentz (Iowa '83)

Overall / Years: 147-112 / 21st season

Iowa / Years: 135-91 / 18th season

National Rankings: 21 AP; 25 Coaches

Bowl Appearance: 30th

Bowl Record: 14-14-1

Bowl Streak: L4 (last lost to Stanford 45-16 in 2016 Rose Bowl)

**Key Players****DB Desmond King (5-11, 203, Sr., Detroit, Mich.)**

First-team All-Big Ten honors for the second straight year ... Recorded 53 tackles and seven pass break-ups, while also collecting two interceptions ... 13 career interceptions to tie for fourth on Iowa's career list ... Semifinalist for the Thorpe Award, Bednarik Award, and Lott IMPACT Trophy.

**DL Jaleel Johnson (6-4, 310, Sr., Lombard, Ill.)**

First-team All-Big Ten honors for the first time in his career after earning honorable mention recognition as a junior ... Led Iowa with 7.5 sacks and 10 tackles for loss; tackle for a safety was a key play for the Hawkeye defense in a 14-13 win over third-ranked Michigan.

**MLB Josey Jewell (6-2, 235, Jr., Decorah, Iowa)**

Earned second-team All-Big Ten recognition for the second straight season ... His 114 tackles tied for the Big Ten lead, and he also led Iowa with eight pass break-ups ... Recorded 10 tackles or more in six of 12 games while leading the team in tackles for the second straight season.

**OL Sean Welsh (6-3, 290, Jr., Springboro, Ohio)**

Started all 11 games he played in 2016 (did not play vs. North Dakota State because of injury) ... Has started at both guard and tackle over the past two seasons and has 34 career starts ... Honorable mention All-Big Ten in 2015.

**2016 Statistical Comparison ( ) - SEC Ranking; [ ] - NCAA Ranking**

	Florida	Iowa
Scoring Offense	23.4 {13} [110]	26.8 [77]
Total Offense	345.1 (13) [115]	333.3 [120]
Rushing Offense	129.8 (14) [113]	171.9 [71]
Passing Offense	215.3 (8) [84]	161.3 [114]
Scoring Defense	17.9 (4) [10]	17.9 [10]
Total Defense	298.6 (2) [6]	352.8 [24]
Rushing Defense	142.3 (5) [36]	153.2 [47]
Passing Defense	156.3 (1) [3]	199.7 [28]
Turnover Margin	0.08 (8) [57]	0.58 (19)

**Series/Game Notes**

Record: Florida leads 2-1

Last: Florida, 31-24 (Jan. 2, 2006)

**Series:** Florida will be facing Iowa for the fourth time in school history, with all three matchups coming in bowl games. The Gators defeated the Hawkeyes in the 1983 Gator Bowl, 14-6, and 2006 Outback Bowl, 31-24, while Iowa defeated UF in the 2004 Outback Bowl, 37-17.

**Game Notes:** This will be Florida's fifth appearance in the Outback Bowl ... Florida is one of 10 teams in the country to play in a bowl game in 15 of the last 16 seasons ... Iowa is playing in a bowl game for the 14th time in the last 16 seasons.



## ALLSTATE SUGAR BOWL



Auburn vs. Oklahoma

January 2 • 8 p.m. ET • New Orleans, La. • Mercedes-Benz Superdome (72,500)

TV: ESPN (Brent Musburger, play-by-play; Jesse Palmer, analyst; Kaylee Hartung, sidelines)

Radio: ESPN Radio (Bill Rosinski, play-by-play; David Norrie, analyst, Ian Fitzsimmons, sidelines)

Sirius/XM: 80

**Auburn Tigers (8-4, 5-3 SEC)**

Head Coach: Gus Malzahn (Henderson College '90)

Overall / Years: 44-20 / Fifth season

Auburn / Years: 35-17 / Fourth season

National Rankings: 14 CFP; 17 AP; 17 Coaches

Bowl Appearance: 41st

Bowl Record: 23-15-2

Bowl Streak: W1 (last def. Memphis 31-10 in 2015 Birmingham Bowl)

**Key Players****RB Kamryn Pettway (6-0, 240, So., Montgomery, Ala.)**

Became the 27th 1,000-yard rusher in Auburn history; his 1,123 yards to date are the 10th 1,000-yard season posted by an Auburn player since 2009 ... Averages 6.07 yards-per-carry ... Top rusher in the SEC (124.8 ypg) with 1,123 yards and seven TD ... Six 100-yard performances.

**QB Sean White (6-0, 200, So., Boca Raton, Fla.)**

In his last nine games, is 119-177 (67.2%) for 1,504 yards, 9 TD and 2 INT ... Is 88-137 (64.2%) for 1,021 yards in SEC games ... Has 26 completions of 20+ yards this season, compared to 13 last year ... Second in the SEC and ranks 16th nationally in completion percentage (.652).

**DL Carl Lawson (6-2, 253, Jr., Alpharetta, Ga.)**

FWAA All-America ... Has recorded 12.5 TFL (-75 yards) and 9.0 sacks (-62 yards) this season, leading Auburn in both categories ... Rotary Lombardi Award semifinalist ... Needs just 0.5 sack to enter the Auburn single season top 10 and just 2.0 sacks to join the career top 10.

**K Daniel Carlson (6-4, 218, Jr., Colorado Springs, Colo.)**

SEC's leader in scoring and has connected on 26-of-30 field goal attempts this season ... Ted an SEC record with six field goals made in Auburn's win over LSU earlier this season ... Was a finalist for the Lou Groza Award.

**Oklahoma Sooners (10-2, 9-0 Big 12)**

Head Coach: Bob Stoops (Iowa '83)

Overall / Years: 189-48 / 18th season

Oklahoma / Years: Same

National Rankings: 7 CFP; 7 AP; 7 Coaches

Bowl Appearance: 50th

Bowl Record: 28-20-1

Bowl Streak: L2 (last lost to Clemson 37-17 in 2015 Orange Bowl; CFP semifinal)

**Key Players****OL Orlando Brown (6-8, 340, RSo., Duluth, Ga.)**

Big 12 Offensive Lineman of the Year ... Has helped anchor an offensive line that helped OU to the No. 3 total offense (557.3 yards per game) and scoring offense (44.7 points per game) in the country, the No. 11 passing attack (319.8 ypg) and the No. 21 rushing offense (237.5 ypg).

**QB Baker Mayfield (6-1, 212, Jr., Austin, Texas)**

Leads the nation in pass efficiency rating (197.8; the NCAA single-season record is 191.8; next highest Power 5 figure this year is 176.5), completion percentage (71.2) and yards per pass attempt (11.1; only one other player is above 10.0) ... Heisman finalist.

**WR Dede Westbrook (6-0, 176, Sr., Cameron, Texas)**

Leads all Power 5 players in receiving TDs per game (1.33) while ranking second in receiving yards (1,354) and third in receiving yards per game (123.1) ... Leads nation in receptions of 20-plus yards (26), 50-plus yards (7), 60-plus yards (6) and 70-plus yards (3) ... Heisman finalist.

**LB Jordan Evans (6-2, 233, Sr., Norman, Okla.)**

Team-high 89 tackles and four interceptions, two of which were returned for touchdowns ... Has 9.0 tackles for loss, 2.5 sacks, seven pass breakups, a forced fumble and a fumble recovery ... Ranks fourth in the conference in interceptions per game (0.33).

**2016 Statistical Comparison ( ) - SEC Ranking; [ ] - NCAA Ranking**

	Auburn	Oklahoma
Scoring Offense	32.3 (5) [47]	44.7 [3]
Total Offense	449.3 (5) [38]	557.3 [3]
Rushing Offense	278.5 (1) [6]	237.5 [21]
Passing Offense	170.8 (14) [112]	319.8 (11)
Scoring Defense	15.6 (2) [5]	29.7 (5) [75]
Total Defense	348.4 (5) [20]	439.8 [89]
Rushing Defense	124.8 (3) [21]	160.8 [55]
Passing Defense	223.6 (9) [61]	279.0 (9) [119]
Turnover Margin	0.33 (7) [37]	-0.08 [72]

**Series/Game Notes**

Record: Oklahoma leads 1-0

Last: Oklahoma, 40-22 (Jan. 1, 1972)

**Series:** This will be the second time Auburn and Oklahoma have met. The first meeting was a 40-22 victory for the Sooners over an Auburn team led by 1971 Heisman Trophy winning quarterback Pat Sullivan.

**Game Notes:** This will be Auburn's appearance in the Sugar Bowl and first since a 16-13 victory over Virginia Tech to cap an undefeated season in 2004. Auburn's matchup with Oklahoma will be its third meeting with a top 10 team this season. Oklahoma is making its eighth Sugar Bowl appearance, most of any school not currently in the SEC.

## 2016 SEC FOOTBALL MEDIA SERVICES

**SEC COACHES TELECONFERENCE**

**Dates:** Every Wednesday (8/31 - 11/23)  
**Number:** (877) 381-5694 (Confidential)  
**Replays:** www.SECsports.com

**Order of Appearance (All Times Central)**

10:00 a.m. Ed Orgeron, LSU  
 10:10 a.m. Kirby Smart, Georgia  
 10:20 a.m. Jim McElwain, Florida  
 10:30 a.m. Derek Mason, Vanderbilt  
 10:40 a.m. Nick Saban, Alabama  
 10:50 a.m. Butch Jones, Tennessee  
 11:00 a.m. Bret Bielema, Arkansas  
 11:10 a.m. Barry Odom, Missouri  
 11:20 a.m. Hugh Freeze, Ole Miss  
 11:30 a.m. Kevin Sumlin, Texas A&M  
 11:40 a.m. Mark Stoops, Kentucky  
 11:50 a.m. Dan Mullen, Mississippi State  
 12:00 p.m. Will Muschamp, South Carolina  
 12:10 p.m. Gus Malzahn, Auburn

**SEC FOOTBALL WEEKLY MEDIA SERVICES**

Sundays - Statistics, Standings (Early AM); Early Version of Release (Late PM)  
 Mondays - Final Statistics (Early AM); Players of the Week (Mid to late AM);  
 TV Selections (Mid to late AM)  
 Tuesdays - Entire Release available via email/SECsports.com/CollegePressBox (Mid to late AM)  
 Wednesdays - Football Coaches Media Teleconference (10 a.m. CT) / Available on  
 SECsports.com(mid-PM)  
 Thursdays/Fridays - Game previews/analysis on SECsports.com and SEC Network  
 Saturdays - Post-game quotes, notes, books & stats available on CollegePressBox.com; Full  
 gameday coverage at SECsports.com

**SEC COMMUNICATIONS STAFF**

Herb Vincent, Associate Commissioner (hvincent@sec.org / @SECherbin)

**Chuck Dunlap, Director (cdunlap@sec.org / @SEC\_Chuck)**

**- Primary SEC Football Contact**

Craig Pinkerton, Director (cpinkerton@sec.org / @SEC\_Craig)

Tammy Wilson, Director (twilson@sec.org / @SEC\_Tammy)

B.C. Romano, Video Director (bcromano@sec.org)

**Ben Beaty, Assistant Director (bbeaty@sec.org / @BenBeaty)**

**- Secondary Football Contact**

Jill Skotarczak, Assistant Director (jskotarczak@sec.org / @SEC\_Jill)

Ann Drinkard, Assistant/Digital Media (adrinkard@sec.org / @anndrinkard)

Office Phone: (205) 458-3000 / Fax: (205) 458-3030

**SEC FOOTBALL INFORMATION ON THE INTERNET**

SECsports.com is the official website of the Southeastern Conference. Football information is updated regularly on the site including stats, standings, news and notes. The site also contains video highlights and features during the season.

Collegepressbox.com is the official media website for SEC football. Access and download weekly game notes, quotes, statistics, media guides, photos, logos and more for the conference and each of its 14 member schools throughout the season. Registration information will be distributed to accredited media or you may apply for access at [www.collegepressbox.com/password](http://www.collegepressbox.com/password).

The SEC also offers a media-only section on its website - [www.secsportsmedia.com](http://www.secsportsmedia.com). The site houses all media information for the other 20 sports the SEC sponsors as well as logos, photos and credentialing for all SEC neutral-site championships, including the SEC Football Championship Game.

**SEC FOOTBALL CONTACTS****ALABAMA - Josh Maxson**

jmaxson@ia.ua.edu  
 Phone: (205) 348-3631  
 Secondary Contact: Jessica Pare  
 jpare@ia.ua.edu  
 Phone: (205) 348-6084

**ARKANSAS - Patrick Pierson**

pspierso@uark.edu  
 Phone: (479) 387-8569  
 Twitter: @pierson\_SID  
 Secondary Contact: Brandon Langlois  
 langlois@uark.edu  
 Phone: (601) 405-5650

**AUBURN - Shelly Poe**

slp0019@auburn.edu  
 Phone: (479) 575-7430  
 Twitter: @shellypoe

**Kirk Sampson**

kirk@auburn.edu  
 Phone: (334) 844-9800  
 Twitter: @AuburnSID

**FLORIDA - Steve McClain**

stevem@gators.ufl.edu  
 Phone: (352) 317-8132  
 Secondary Contact: Will Pantages  
 WillP@gators.ufl.edu  
 Phone: (352) 275-3398

**GEORGIA - Claude Felton**

cfelton@sports.uga.edu  
 Phone: (706) 542-1621  
 Secondary Contact: Christopher Lakos  
 clakos@sports.uga.edu  
 Secondary Contact: Leland Barrow  
 leland@sports.uga.edu

**KENTUCKY - Susan Lax**

Slax0@uky.edu  
 Phone: (859) 257-3838  
 Twitter: @slax0

**Tony Neely**

tneely@uky.edu; Twitter: @tneel  
 Secondary Contact: Evan Crane  
 wesley.crane@uky.edu; @UKMR\_Evan

**LSU - Michael Bonnette**

mbonnet@lsu.edu  
 Phone: (225) 578-8226  
 Twitter: @Isubonnette  
 Secondary Contact: Jake Terry  
 jterry9@lsu.edu

**OLE MISS - Kyle Campbell**

kyle@olemiss.edu  
 Phone: (662) 915-7522  
 Twitter: @CampbellKyle  
 Secondary Contact: Joey Jones  
 joeyj@olemiss.edu  
 Phone: (662) 915-7526

**MISSISSIPPI STATE - Bill Martin**

bmartin@athletics.msstate.edu  
 Phone: (662) 325-0967  
 Twitter: @MSUBillMartin  
 Secondary Contact: Andrew Piper  
 apiper@athletics.msstate.edu  
 Phone: (662) 325-0972

**MISSOURI - Chad Moller**

mollerc@missouri.edu  
 Phone: (573) 268-3110  
 Twitter: @ChadMo1  
 Secondary Contact: Shawn Davis  
 davisshaw@missouri.edu  
 (573) 268-4275  
 RJ Layton  
 laytonr@missouri.edu  
 (765) 491-5348

**SOUTH CAROLINA - Steve Fink**

finksc@mailbox.sc.edu  
 Phone: (803) 777-7987  
 Secondary Contact: Andrew Kitick  
 kitick@mailbox.sc.edu  
 Phone: (803) 777-5257

**TENNESSEE - Stephen Lee**

sklee@tennessee.edu  
 Phone: (865) 974-7489  
 Twitter: @StephenKLeeUT  
 Secondary Contact: MJ Burns  
 mjburns@utk.edu  
 (865) 974-8876

**TEXAS A&M - Alan Cannon**

acannon@athletics.tamu.edu  
 Phone: (979) 845-5725  
 Secondary Contact: Brad Marquardt  
 bmarquardt@athletics.tamu.edu  
 Secondary Contact: Adam Quisenberry  
 aquisenberry@athletics.tamu.edu

**VANDERBILT - Larry Leathers**

larry.leathers@vanderbilt.edu  
 Phone: (615) 480-8226  
 Secondary Contact: Kyle Parkinson  
 kyle.parkinson@vanderbilt.edu  
 Phone: (615) 343-0020

**Primary Contacts in BOLD**

SEC IN THE POLLS

Associated Press (Dec. 3)

No.	Team	Record	Points
1	<b>ALABAMA(61)</b>	<b>13-0</b>	<b>1525</b>
2	Ohio State	11-1	1444
3	Clemson	12-1	1396
4	Washington	12-1	1329
5	Penn State	11-2	1252
6	Michigan	10-2	1249
7	Oklahoma	10-2	1173
8	Wisconsin	10-3	1054
9	USC	9-3	1040
10	Florida State	9-3	889
11	Colorado	10-3	886
12	Western Michigan	13-0	871
13	Oklahoma State	9-3	800
14	West Virginia	10-2	788
15	Louisville	9-3	542
16	Stanford	9-3	508
17	<b>AUBURN</b>	<b>8-4</b>	<b>493</b>
18	Virginia Tech	9-4	372
19	<b>LSU</b>	<b>7-4</b>	<b>351</b>
20	<b>FLORIDA</b>	<b>8-4</b>	<b>331</b>
21	Iowa	8-4	272
22	Pittsburgh	8-4	237
23	Temple	10-3	229
24	Nebraska	9-3	196
25	South Florida	10-2	173

Others (SEC Only): Texas A&M 36, Tennessee 12.

USA Today Coaches' Poll (Dec. 3)

No.	Team	Record	Points
1	<b>ALABAMA(58)</b>	<b>13-0</b>	<b>1450</b>
2	Ohio State	11-1	1354
3	Clemson	12-1	1347
4	Washington	12-1	1283
5	Penn State	11-2	1186
6	Michigan	10-2	1181
7	Oklahoma	10-2	1128
8	Wisconsin	10-3	992
9	USC	9-3	981
10	Florida State	9-3	898
11	Colorado	10-3	828
12	West Virginia	10-2	806
13	Oklahoma State	9-3	754
14	Western Michigan	13-0	635
15	Louisville	9-3	631
16	Stanford	9-3	542
17	<b>AUBURN</b>	<b>8-4</b>	<b>504</b>
18	<b>FLORIDA</b>	<b>8-4</b>	<b>421</b>
19	Virginia Tech	9-4	374
20	<b>LSU</b>	<b>7-4</b>	<b>359</b>
21	Nebraska	9-3	241
22	South Florida	10-2	197
23	Utah	8-4	170
24	Temple	10-3	126
25	Iowa	8-4	97

Others (SEC Only): Texas A&M 33, Tennessee 22, Kentucky 2.

College Football Playoff Rankings (Final)

No.	Team	Record	
1	<b>ALABAMA</b>	<b>13-0</b>	—
2	Clemson	12-1	1
3	Ohio State	11-1	1
4	Washington	12-1	—
5	Penn State	11-2	2
6	Michigan	10-2	1
7	Oklahoma	10-2	2
8	Wisconsin	10-3	2
9	USC	9-3	2
10	Colorado	10-3	2
11	Florida State	9-3	1
12	Oklahoma State	9-3	2
13	Louisville	9-3	—
14	<b>AUBURN</b>	<b>8-4</b>	—
15	Western Michigan	13-0	2
16	West Virginia	10-2	—
17	<b>FLORIDA</b>	<b>8-4</b>	<b>2</b>
18	Stanford	9-3	—
19	Utah	8-4	1
20	<b>LSU</b>	<b>7-4</b>	<b>1</b>
21	<b>TENNESSEE</b>	<b>8-4</b>	<b>1</b>
22	Virginia Tech	9-4	1
23	Pittsburgh	8-4	2
24	Temple	10-3	NR
25	Navy	9-3	6



SATELLITE RADIO SCHEDULE

	Sirius / XM
<b>Dec. 26</b> St. Petersburg Bowl • St. Petersburg, Fla. Mississippi State vs. Miami (OH) (10 a.m. CT)	80
Camping World Independence Bowl • Shreveport, La. Vanderbilt vs. N.C. State (4 p.m. CT)	N/A
<b>Dec. 28</b> Advocare V100 Texas Bowl • Houston, Texas Texas A&M vs. Kansas State (8 p.m. CT)	80
<b>Dec. 29</b> Birmingham Bowl • Birmingham, Ala. South Carolina vs. USF (2 p.m. ET)	80
Belk Bowl • Charlotte, N.C. Arkansas vs. Virginia Tech (4:30 p.m. CT)	80
<b>Dec. 30</b> Autozone Liberty Bowl • Memphis, Tenn. Georgia vs. TCU (Noon ET)	80
Franklin American Music City Bowl • Nashville, Tenn. Tennessee vs. Nebraska (3:30 p.m. ET)	80
<b>Dec. 31</b> Buffalo Wild Wings Citrus Bowl • Orlando, Fla. LSU vs. Louisville (10 a.m. CT)	81
Taxslayer Bowl • Jacksonville, Fla. Kentucky vs. Georgia Tech (11 a.m. ET)	83/201
Chick-fil-A Peach Bowl National Semifinal • Atlanta, Ga. Alabama vs. Michigan State (2 p.m. CT)	80
<b>Jan. 2</b> Outback Bowl • Tampa, Fla. Florida vs. Iowa (1 p.m. ET)	N/A
Allstate Sugar Bowl • New Orleans, La. Auburn vs. Oklahoma (7:30 p.m. CT)	80

SEC Nation on The SEC Network

Saturdays in the SEC are all about family, food, football... and SEC Nation. SEC Nation airs live from a different SEC campus each Saturday at 10 a.m. ET.

SEC Nation enters its third college football season with a new host. Maria Taylor will anchor the traveling pregame show, navigating the Saturday morning conversations of returning analysts Tim Tebow, Marcus Spears and Paul Finebaum.

SEC Network's Laura Rutledge also begins traveling with the show this fall, providing live reports of the sights and sounds of southern tailgating. Kaylee Hartung will continue to contribute to the show with features.



SEC IN THE POLLS (AP / USA Today / CFP Ranking)

	ALA	ARK	AUB	UF	UGA	UK	LSU	UM	MSU	MU	USC	UT	A&M	VU
Preseason	1/1--	RV/RV--	RV/RV--	25/25--	18/16--	--/--	5/6--	11/12--	--/RV--	--/--	--/--	9/10--	RV/RV--	--/--
Week 1	1/1--	--/RV--	RV/RV--	RV/25--	9/9--	--/--	21/22	19/18--	--/--	--/--	--/--	17/14--	20/24	--/--
Week 2	1/1--	24/24--	RV/RV--	23/23--	16/13--	--/--	20/22--	19/17--	--/--	--/--	--/--	15/15--	17/20--	--/--
Week 3	1/1--	17/18--	--/RV--	19/16--	12/11--	--/--	18/17--	23/21--	--/--	--/--	--/--	14/12--	10/13--	--/--
Week 4	1/1--	20/22--	RV/RV--	23/21--	25/20--	--/--	RV/RV--	16/17--	--/--	--/--	--/--	11/11--	9/10--	--/--
Week 5	1/1--	16/17--	RV/RV--	18/18--	RV/RV--	--/--	RV/RV--	14/14--	--/--	--/--	--/--	9/9--	8/7--	--/--
Week 6	1/1--	22/22--	23/RV--	18/14--	RV/RV--	--/--	RV/25--	12/13--	--/--	--/--	--/--	9/11--	6/6--	--/--
Week 7	1/1--	17/17--	21/24--	15/12--	--/--	--/--	25/23	23/22--	--/--	--/--	--/--	18/19	6/6--	--/--
Week 8	1/1--	RV/RV--	15/17--	14/12	--/--	--/--	19/19	--/RV--	--/--	--/--	--/--	18/18--	9/10--	--/--
Week 9	1/1--	RV/RV--	11/12--	10/9--	--/--	--/--	15/14--	--/RV--	--/--	--/--	--/--	RV/RV--	7/7--	--/--
Week 10	1/1/1	RV/RV--	8/8/9	22/16/11	--/--	--/--	19/19/13	--/--	--/--	--/--	--/--	RV/RV--	10/11/4	--/--
Week 11	1/1/1	RV/RV/25	18/16/9	21/18--	--/--	--/--	16/14/24	RV/--	--/--	--/--	--/--	RV/RV--	23/22/8	--/--
Week 12	1/1/1	RV/RV--	16/16/15	13/13/23	--/--	--/--	25/RV/16	--/--	--/--	--/--	--/--	24/24/19	22/22/25	--/--
SECCG	1/1/1	--/--	18/19/13	15/16/15	--/--	--/--	21/21--	--/--	--/--	--/--	--/--	RV/RV--	RV/RV--	--/--
Bowls	1/1/1	--/--	17/17/14	20/18/17	--/--	--/--	19/20/20	--/--	--/--	--/--	--/--	RV/RV/21	RV/RV--	--/--
FINAL	--/--	--/--	--/--	--/--	--/--	--/RV--	--/--	--/--	--/--	--/--	--/--	--/--	--/--	--/--

SEC ATTENDANCE UPDATE

School	Stadium(s)	Capacity	Games	100%+	Total Att.	Average Att.	Pct. of Capacity
Alabama	Bryant-Denny Stadium	101,821	7	7	713,463	101,821	100.00
Arkansas	Donald W. Reynolds Razorback (Fayetteville)	72,000	6	5	440,069	73,344	101.87
	War Memorial (Little Rock)	54,120	1	-	46,988	46,988	86.82
			7	5	487,057	69,580	94.35
Auburn	Pat Dye Field at Jordan-Hare Stadium	87,451	8	5	695,498	86,937	99.41
Florida	Ben Hill Griffin at Stadium at Florida Field	88,548	5	1	439,229	87,846	99.21
Georgia	Sanford Stadium	92,746	6	6	555,876	92,746	100.00
Kentucky	Commonwealth Stadium	61,000	7	1	375,500	54,425	89.22
LSU	Tiger Stadium	102,321	7	1	708,618	101,231	98.93
Ole Miss	Vaught-Hemingway/Hollingsworth Field	64,038	7	6	454,368	64,910	101.36
Miss. State	Davis Wade Stadium at Scott Field	61,337	6	-	349,904	58,317	95.08
Missouri	Memorial Stadium / Faurot Field	71,168	7	-	365,651	52,236	73.40
South Carolina	Williams-Brice Stadium	80,250	7	1	538,411	76,920	95.85
Tennessee	Neyland Stadium/Shields-Watkins Field	102,455	7	2	706,776	100,968	98.54
Texas A&M	Kyle Field	102,512	7	4	712,416	101,917	99.42
Vanderbilt	Vanderbilt Stadium	40,350	6	-	187,451	31,243	77.43
<b>TOTALS</b>		<b>78,808</b>	<b>94</b>	<b>39 (41.49%)</b>	<b>7,291,132</b>	<b>77,565</b>	<b>98.42</b>
Neutral Site Games	[Florida vs. Georgia, Jacksonville]	82,871	1	1	84,681	84,681	102.18
	[Arkansas vs. Texas A&M, Arlington]	71,167	1	-	67,751	67,751	95.20
	[SEC Championship Game, Atlanta]	74,632	1	1	74,632	74,632	104.38
<b>TOTALS</b>		<b>78,598</b>	<b>97</b>	<b>41(42.27%)</b>	<b>7,518,196</b>	<b>77,507</b>	<b>98.61</b>

SEC OVERTIME RECORDS

Team	Total	Pct.	vs. Non-SEC	Last Overtime Game
Alabama	5-8	.385	0-1	Alabama 20, LSU 13 (1) (2014)
Arkansas	12-6	.667	2-1	Arkansas 41, TCU 38 (2) (2016)
Auburn	8-7	.533	5-2	Arkansas 54, Auburn 46 (4) (2015)
Florida	5-3	.625	1-0	Florida 20, Florida Atlantic 14 (1) (2015)
Georgia	7-5	.583	4-3	Georgia 23, Georgia Southern 17 (1) (2015)
Kentucky	3-5	.375	1-2	Kentucky 34, Eastern Kentucky 27 (1) (2015)
LSU	8-6	.571	1-0	Alabama 20, LSU 13 (1) (2014)
Ole Miss	6-8	.429	2-1	Arkansas 53, Ole Miss 52 (1) (2015)
Miss. State	5-5	.500	3-1	BYU 28, Mississippi State 21 (2) (2016)
Missouri	1-1	.500	0-0	S. Carolina 27, Missouri 24 (2) (2013)
South Carolina	2-3	.400	0-0	South Carolina 23, Florida 20 (2014)
Tennessee	13-6	.684	2-2	Texas A&M 45, Tennessee 38 (2) (2016)
Texas A&M	4-0	1.000	1-0	Texas A&M 45, Tennessee 38 (2) (2016)
Vanderbilt	3-6	.333	2-2	Vanderbilt 31, Western Kentucky (1) (2016)
<b>TOTALS</b>			23-15 (.605)	

BREAKDOWN OF LENGTH OF OVERTIMES

Number/OTs	Games	Last Game
7	2	Arkansas 71, Kentucky 63 (2003)
6	1	Tennessee 41, Arkansas 38 (2002)
5	1	Tennessee 51, Alabama 43 (2003)
4	4	Arkansas 54, Auburn 46 (4) (2015)
3	5	Florida 36, Kentucky 30 (2014)
2	14	BYU 28, Mississippi State 21 (2) (2016)
1	68	Vanderbilt 31, Western Kentucky (1) (2016)

NOTES:

First Overtime Game: Nov. 16, 1996 at Auburn (Georgia 56, Auburn 49 - 4 OT)  
 First Non-Conference Overtime Game: Aug. 30, 1997 at Oxford (Ole Miss 24, Central Florida 23)  
 Longest Current Consecutive Win Streaks in Overtime Games: 4 (Florida)  
 Most Overtime Games in a Year: 12 (2014)

## SEC FOOTBALL PLAYERS OF THE WEEK

## 2016 SEASON

**Week 1 (Games of Sept. 1-5):** Offense - Nick Chubb, RB, Georgia; Defense - Jonathan Allen, DL, Alabama; Special Teams - Elliott Fry, PK, South Carolina; Offensive Lineman - Erik McCoy, C, Texas A&M; Defensive Lineman - Deatrich Wise, DE, Arkansas; Freshman - Jonah Williams, OL, Alabama.

**Week 2 (Games of Sept. 10):** Offense - Austin Allen, QB, Arkansas; Defense - Micah Abernathy, DB, Tennessee; Special Teams - Daniel Carlson, PK, Auburn; Tre'Davious White, DB/PR, LSU; Offensive Lineman - Dan Skipper, OL, Arkansas; Defensive Lineman - A.J. Jefferson, DE, Mississippi State; Freshman - Johnathon Johnson, WR/PR, Missouri.

**Week 3 (Games of Sept. 17):** Offense - Jalen Hurts, QB, Alabama; Defense - Justin Evans, DB, Texas A&M; Special Teams - Eddie Jackson, PR, Alabama; Josh Growden, P, LSU; Offensive Lineman - Frank Ragnow, OL, Arkansas; Defensive Lineman - Arden Key, DE, LSU; Freshman - Traveon Williams, RB, Texas A&M.

**Week 4 (Games of Sept. 24):** Offense - Joshua Dobbs, QB, Tennessee; Defense - Armani Watts, DB, Texas A&M; Special Teams - Daniel Carlson, PK, Auburn; Josh Growden, P, LSU; Offensive Lineman - Jordan Sims, OL, Ole Miss; Defensive Lineman - Derek Barnett, DE, Tennessee; Denzil Ware, DE, Kentucky; Freshman - Traveon Williams, RB, Texas A&M.

**Week 5 (Games of Oct. 1):** Offense - Derrius Guice, RB, LSU; Defense - Derek Barnett, DE, Tennessee; Special Teams - Dan Skipper, OL, Arkansas; Riley Lovingood, LS, Tennessee; Offensive Lineman - Ethan Pocic, C, LSU; Defensive Lineman - Daeshon Hall, DE, Texas A&M; Denzil Ware, DE, Kentucky; Freshman - Joshua Jacobs, RB, Alabama.

**Week 6 (Games of Oct. 8-9):** Offense - Trevor Knight, QB, Texas A&M; Defense - Minkah Fitzpatrick, DB, Alabama; Special Teams - JK Scott, P, Alabama; Offensive Lineman - Jon Toth, C, Kentucky; Defensive Lineman - Carl Lawson, DE, Auburn; Denzil Ware, DE, Kentucky; Freshman - Trayveon Williams, RB, Texas A&M; Jalen Hurts, QB, Alabama.

**Week 7 (Games of Oct. 15):** Offense - Rawleigh Williams III, RB, Arkansas; Defense - Zach Cunningham, LB, Vanderbilt; Special Teams - Darrius Sims, RS, Vanderbilt; Offensive Lineman - Jonah Williams, OL, Alabama; Defensive Lineman - Derek Barnett, DE, Tennessee; Freshman - Trayveon Williams, RB, Texas A&M; Jalen Hurts, QB, Alabama.

**Week 8 (Games of Oct. 22):** Offense - Leonard Fournette, RB, LSU; Defense - Jonathan Allen, DL, Alabama; Special Teams - Austin MacGinnis, K, Kentucky; Offensive Lineman - Alex Kozan, OL, Auburn; Ethan Pocic, C, LSU; Defensive Lineman - Montravius Adams, DL, Auburn; Freshman - Benny Snell Jr., RB, Kentucky.

**Week 9 (Games of Oct. 29):** Offense - Kamryn Pettway, RB, Auburn; Defense - Jamarcus King, DB, South Carolina; Special Teams - Daniel Carlson, PK, Auburn; Offensive Lineman - Martez Ivey, OL, Florida; Defensive Lineman - Adrian Middleton, DT, Kentucky; Freshman - Benny Snell Jr., RB, Kentucky.

**Week 10 (Games of Nov. 5):** Offense - Nick Fitzgerald, QB, Mississippi State; Rawleigh Williams III, RB, Arkansas; Defense - Ryan Anderson, LB, Alabama; Special Teams - JK Scott, P, Alabama; Rodrigo Blankenship, PK, Georgia; Offensive Lineman - Martin Rankin, OT, Mississippi State; Defensive Lineman - Lewis Neal, DE, LSU; Freshman - Jake Bentley, QB, South Carolina.

**Week 11 (Games of Nov. 12):** Offense - Jalen Hurts, QB, Alabama; Derrius Guice, RB, LSU; Defense - Maurice Smith, DB, Georgia; Special Teams - Gary Wunderlich, PK, Ole Miss; Rodrigo Blankenship, PK, Georgia; Offensive Lineman - Martez Ivey, OL, Florida; Ethan Pocic, C, LSU; Defensive Lineman - Charles Harris, DE, Missouri; Freshman - Shea Patterson, QB, Ole Miss.

**Week 12 (Games of Nov. 19):** Offense - Rawleigh Williams III, RB, Arkansas; Defense - David Reese, LB, Florida; Special Teams - Eddy Pineiro, PK, Florida; Offensive Lineman - Will Holden, LT, Vanderbilt; Dan Skipper, OL, Arkansas; Defensive Lineman - Derek Barnett, DE, Tennessee; Freshman - Tyrie Cleveland, WR, Florida.

**Week 13 (Games of Nov. 24-26):** Offense - Derrius Guice, RB, LSU; Nick Fitzgerald, QB, Mississippi State; Defense - Mike Edwards, S, Kentucky; Zach Cunningham, LB, Vanderbilt; Special Teams - Austin MacGinnis, K, Kentucky; Offensive Lineman - Cam Robinson, OL, Alabama; Defensive Lineman - Marcell Frazier, DE, Missouri; Freshman - Leo Lewis, LB, Mississippi State.

## 2015 SEASON

**Week 1 (Games of Sept. 3-5):** Offense - Derrick Henry, RB, Alabama; Defense - Skai Moore, LB, South Carolina; Special Teams - Daniel Carlson, PK, Auburn; Offensive Lineman - Kyler Kerbyson, OL, Tennessee; Defensive Lineman - Daeshon Hall, DL, Texas A&M; Freshman - Christian Kirk, WR/PR/KR, Texas A&M.

**Week 2 (Games of Sept. 12):** Offense - Leonard Fournette, RB, LSU; Defense - Kentrell Brothers, LB, Missouri; Special Teams - Isaiah McKenzie, PR, Georgia; Offensive Lineman - Ethan Pocic, C, LSU; Defensive Lineman - Jordan Jenkins, DL, Georgia; Freshman - Chris Westry, DB, Kentucky.

**Week 3 (Games of Sept. 19):** Offense - Leonard Fournette, RB, LSU; Greyson Lambert, QB, Georgia; Defense - Robert Nkemdiche, DE, Ole Miss; Special Teams - Gary Wunderlich, PK, Ole Miss; Offensive Lineman - Vadal Alexander, OT, LSU; Defensive Lineman - Jonathan Bullard, DL, Florida; Freshman - Preston Williams, WR, Tennessee.

**Week 4 (Games of Sept. 26):** Offense - Leonard Fournette, RB; Defense - Richie Brown, LB, Mississippi State; Special Teams - Christian Kirk, KR/WR, Texas A&M; Offensive Lineman - Fahn Cooper, OT, Ole Miss; Defensive Lineman - Cory Johnson, DT, Kentucky; Freshman - Antonio Callaway, WR, Florida.

**Week 5 (Games of Oct. 3):** Offense - Derrick Henry, RB, Alabama; Defense - Antonio Morrison, LB, Florida; Special Teams - Johnathan Ford, KR, Auburn; Offensive Lineman - Sebastian Tretola, OL, Arkansas; Defensive Lineman - Myles Garrett, DE, Texas A&M; Freshman - Calvin Ridley, WR, Alabama.

**Week 6 (Games of Oct. 10):** Offense - Joshua Dobbs, QB, Tennessee; Defense - Reggie Ragland, LB, Alabama; Special Teams - Reggie Davis, PR/KR, Georgia; Offensive Lineman - Ethan Pocic, C, LSU; Defensive Lineman - Ryan Brown, DE, Mississippi State; Freshman - Derrius Guice, RB, LSU.

**Week 7 (Games of Oct. 15/17):** Offense - Derrick Henry, RB, Alabama; Defense - Lewis Neal, DE, LSU; Special Teams - Marshall Morgan, PK, Georgia; Offensive Lineman - Vadal Alexander, OT, LSU; Defensive Lineman - Myles Garrett, DE, Texas A&M; Freshman - Minkah Fitzpatrick, DB, Alabama.

**Week 8 (Games of Oct. 24):** Offense - Dak Prescott, QB, Mississippi State; Defense - Trae Elston, DB, Ole Miss; Special Teams - JK Scott, P, Alabama; Offensive Lineman - Spencer Pulley, C, Vanderbilt; Defensive Lineman - Marquis Haynes, DE, Ole Miss; Freshman - Dre Greenlaw, LB, Arkansas.

**Week 9 (Games of Oct. 31):** Offense - Chad Kelly, QB, Ole Miss; Defense - Antonio Morrison, LB, Florida; Special Teams - Evan Berry, RS, Tennessee; Offensive Lineman - Mitch Smothers, C, Arkansas; Defensive Lineman - Marquis Haynes, DE, Ole Miss; Freshman - Kyler Murray, QB, Texas A&M.

**Week 10 (Games of Nov. 5/7):** Offense - Brandon Allen, QB, Arkansas; Defense - Alex McCalister, Rush End, Florida; Special Teams - Adam Griffith, PK, Alabama; Offensive Lineman - Ryan Kelly, OL, Alabama; Defensive Lineman - Chris Jones, DE, Mississippi State; Freshman - Darrin Kirkland, LB, Tennessee.

**Week 11 (Games of Nov. 14):** Offense - Derrick Henry, RB, Alabama; Defense - Oren Burks, S, Vanderbilt; Special Teams - Isaiah McKenzie, PR, Georgia; Offensive Lineman - Dan Skipper, OL, Arkansas; Defensive Lineman - Jonathan Allen, DE, Alabama; Freshman - Dre Greenlaw, LB, Arkansas.

**Week 12 (Games of Nov. 21):** Offense - Dak Prescott, QB, Mississippi State; Defense - DeMarquis Gates, LB, Ole Miss; Special Teams - Cyrus Jones, PR, Alabama; Taylor Bertolet, PK, Texas A&M; Offensive Lineman - Coleman Thomas, OL, Tennessee; Defensive Lineman - Marquis Haynes, DE, Ole Miss; Freshman - Mike Edwards, S, Kentucky.

**Week 13 (Games of Nov. 27/28):** Offense - Derrick Henry, RB, Alabama; Defense - Deion Jones, LB, LSU; Special Teams - Adam Griffith, PK, Alabama; Offensive Lineman - Kyler Kerbyson, OL, Tennessee; Defensive Lineman - Robert Nkemdiche, DT, Ole Miss; Deatrich Wise Jr., DE, Arkansas; Freshman - Arden Key, DE, LSU.

SEC FOOTBALL NOTES

SEC FOOTBALL INSTANT REPLAY STATISTICS

	Games Using SEC Replay	Play Stoppages	Plays Overturned	Average Length of Review
2005	77	66	17 (25.76%)	1:53
2006	89	123	29 (33.58%)	1:41
2007	87	139	38 (43.68%)	1:36
2008	85	122	39 (45.88%)	1:24
2009	85	115	28 (32.94%)	1:26
2010	85	119	37 (43.53%)	1:36
2011	86	95	36 (41.86%)	1:37
2012	101	138	52 (51.46%)	1:28
2013	101	146	54 (53.46%)	1:22
2014	101	166	62 (61.39%)	1:28
2015	103	203	76 (73.8% <sup>1</sup> )	1:22
TOTALS	1000	1432	467 (46.7% <sup>1</sup> )	

2016 INSTANT REPLAY STATISTICS

	Games Using SEC Replay	Play Stoppages	Plays Overturned	Average Length of Review
Week 1	8	21	6 (28.57%)	1:44
Week 2	10	20	9 (45.00%)	1:41
Week 3	9	28	15 (53.57%)	1:17
Week 4	8	14	6 (42.86%)	1:32
Week 5	8	14	5 (35.71%)	1:29
Week 6	5	16	7 (43.75%)	1:17
Week 7	5	5	3 (60.00%)	1:46
Week 8	7	10	1 (10.00%)	1:29
Week 9	6	7	3 (42.86%)	1:40
Week 10	8	21	11 (52.38%)	1:36
Week 11	7	14	5 (35.71%)	1:04
Week 12	10	27	15 (55.56%)	1:32
Week 13	6	19	7 (36.84%)	1:13
SECCG	1	0	0 (00.00%)	N/A
TOTALS	98	219	93 (42.47%)	1:28

SEC SENDS NATIONAL RECORD-HIGH 12 TEAMS TO POSTSEASON IN 2016

BIRMINGHAM, Alabama (December 4, 2016) – Twelve Southeastern Conference football teams learned their post-season bowl destinations on December 4, including No. 1-ranked Alabama which will play No. 4 Washington in the Chick-fil-A Peach Bowl on December 31 in a semifinal game in the College Football Playoff.

On Sunday, the College Football Playoff committee first selected teams for the national semifinal games, the Chick-fil-A Peach Bowl and the PlayStation Fiesta Bowl. The committee later announced the participants in the Allstate Sugar Bowl, Capital One Orange Bowl, Good Year Cotton Bowl and the Rose Bowl Game presented by Northwestern Mutual.

From the SEC, Auburn will play Oklahoma in the Allstate Sugar Bowl as the highest ranked SEC team in the CFP rankings not included in the national semifinals.

Next, the Buffalo Wild Wings Citrus Bowl selected LSU from the SEC to play an opponent from the ACC.

This marks the third year the conference assigned league schools to a "Pool of Six" bowls that include the Belk Bowl in Charlotte, the AdvoCare V100 Texas Bowl in Houston, the TaxSlayer Bowl in Jacksonville, the AutoZone Liberty Bowl in Memphis, the Franklin American Mortgage Music City Bowl in Nashville and the Outback Bowl in Tampa.

Texas A&M will play a Big 12 opponent in the AdvoCare V100 Texas Bowl, Arkansas will play an ACC opponent in the Belk Bowl, Georgia will play Big 12 opponent in the AutoZone Liberty Bowl, Tennessee will play a Big Ten opponent in the Franklin American Mortgage Music City Bowl, Kentucky will play an ACC opponent in the TaxSlayer Bowl and Florida will play a Big Ten opponent in the Outback Bowl.

The selection process for the Pool of Six bowls was based on preferences expressed by the SEC's bowl eligible schools, input from the SEC's affiliated bowls, travel considerations, attention to previous matchups and additional relevant factors.

"The Pool of Six participants are determined after conversations with bowl partners and discussions with school personnel in order to create a lineup of compelling bowl games for our schools and their fans," said SEC Commissioner Greg Sankey. "This process provides an opportunity to create intriguing matchups, consider potential attendance factors and variations of assignments to help prevent repetitive postseason destinations."

Following the Pool of Six bowls, the Birmingham Bowl selected South Carolina to play an opponent from the American Athletic Conference and the Camping World Independence Bowl selected Vanderbilt to play an ACC opponent. In addition, Mississippi State qualified for the St. Petersburg Bowl with a 5-7 record by virtue of how its Academic Progress Rate ranked among other schools with a similar record.

2016 SEC FOOTBALL VIDEO REPLAY

THE OBJECTIVE

To allow for specific types of officiating calls to be immediately reviewed during all games hosted by SEC teams.

THE COACHES' CHALLENGE

The head coach may challenge the ruling of any reviewable play. He retains a challenge if his initial challenge is successful and thus results in a reversal by the replay official. The head coach will then have a single challenge that he may use anytime during the game if his team has not used all its timeouts. Thus a team may have a total of two challenges in the game, but only if the first results in a reversal of the on-field ruling. A head coach may not challenge an on-field ruling if all of the team's timeouts have been used for that half or extra period.

THE SOURCE

All reviewable video comes direct from either the television network broadcasting the game or other TV production facilities that meet established conference standards and the coach's high end zone and high 50 yard line cameras. The Southeastern Conference has used instant replay since 2005.

THE PLAYS

Scoring Plays

Reviewable plays involving a potential score include:

- a. A potential touchdown or safety. [Exception: Safety by penalty for fouls that are not specifically reviewable with the exception of the location of the passer when an intentional grounding foul results in a safety.]
- b. Field goal attempts if and only if the ball is ruled (a) below or above the crossbar or (b) inside or outside the uprights when it is lower than the top of the uprights. If the ball is higher than the top of the uprights as it crosses the end line, the play may not be reviewed.

Passes

Reviewable plays involving passes include:

- a. Pass ruled complete, incomplete or intercepted anywhere in the field of play or an end zone.
- b. Forward pass touched by a player (eligible or ineligible) or an official.
- c. Forward pass or forward handing when a ball carrier is or has been beyond the neutral zone.
- d. A forward pass or forward handing after a change of team possession.
- e. Pass ruled forward or backward when thrown from behind the neutral zone.
  - 1. If the pass is ruled forward and is incomplete, the play is reviewable only if the ball goes out of bounds or if there is clear recovery of a loose ball in the immediate continuing action after the loose ball or if the ball is out of bounds. If the replay official does not have indisputable video evidence as to which team recovers, the ruling of incomplete pass stands.
  - 2. If the replay official reverses an incomplete forward pass ruling and the ball is recovered, it belongs to the recovering team at the spot of the recovery and any advance is nullified.

Dead Ball and Loose Ball

Reviewable plays involving potential dead balls and loose balls include:

- a. Loose ball by a potential passer ruled a fumble.
- b. Loose ball by a passer ruled incomplete forward pass when there is clear recovery in the immediate continuing action after the loose ball.
  - 1. If the replay official does not have indisputable video evidence as to which team recovers, the ruling of incomplete pass stands.

# 2016 SEC Football

---

2. If the replay official rules fumble, the ball belongs to the recovering team at the spot of the recovery and any advance is nullified.
- c. Live ball not ruled dead in possession of a ball carrier.
- d. Loose ball ruled dead, or live ball ruled dead in possession of a ball carrier when the clear recovery of a loose ball occurs in the immediate continuing action.
  1. If the ball is ruled dead and the replay official does not have indisputable video evidence as to which team recovers, the dead-ball ruling stands.
  2. If the replay official rules that the ball was not dead, it belongs to the recovering team at the spot of the recovery and any advance is nullified.
- e. Ball carrier's forward progress, spot of fumble, or spot of out of bounds backward pass, with respect to a first down.
- f. Catch or recovery of a fumble by a Team A player other than the fumbler before any change of possession during fourth down or a try.
- g. Ball carrier in or out of bounds. If a ball carrier is ruled out of bounds, the play is not reviewable, except as in Rules 12-3-1-a and 12-3-3-d.
- h. Catch, recovery or touching of a loose ball by a player in bounds or out of bounds.
- i. A loose ball touching on or beyond a sideline, goal line, or end line, touching a pylon, or breaking the plane of a goal line.
- j. Catch or recovery of a loose ball in the field of play or an end zone.
- K. Forward fumble that goes out of bounds with respect to a first down.

## Kicks

Reviewable plays involving kicks include:

- a. Touching of a kick.
- b. Player beyond the neutral zone when kicking the ball.
- c. Kicking team player advancing a ball after a potential muffed kick/fumble by the receiving team.
- d. Scrimmage kick crossing the neutral zone.
- e. Blocking by Team A players before they are eligible to touch the ball on an on-side kick.

## Targeting

- a. All targeting fouls shall be reviewed. The review includes all aspects of the targeting foul to ascertain whether there is at least one indicator of targeting action.
- b. The Replay Official may create a targeting foul, but only in egregious instances in which a foul is not called by the officials on the field. Such a review may not be initiated by a coach's challenge.

## Miscellaneous

Situations that may be addressed by the replay official:

- a. The number of players on the field for either team during a live ball.
- b. Clock adjustment and status when a ruling is reviewed.
- c. Clock adjustment at the end of any quarter. If at the end of any quarter the game clock expires, either during a down in which it should be stopped by rule when the ball becomes dead or following the down upon a request for an available team timeout, the replay official may restore time only under these conditions:
  1. The replay official has indisputable video evidence that time should have remained on the game clock when the ball became dead or when the team timeout was granted;
  2. In the second and fourth quarters only, the team in possession when the ball became dead would next put the ball in play from scrimmage (not the try);
  3. In the fourth quarter only, either the score is tied or the team that will next snap the ball is behind by eight points or fewer; and
  4. The replay official's video evidence includes the timeout signal by an official in the case where the game clock should have stopped for a requested team timeout.
- d. Correcting the number of a down.
  1. This includes the result of a penalty enforcement that includes an automatic first down or loss of down.
  2. The correction may be made at any time within that series of downs or before the ball is legally put in play after that series.
- e. Any person who is not a player interfering with live-ball action occurring in the field of play (Rule 9-2-3).

## Limitations on Reviewable Plays

No other plays or officiating decisions are reviewable. However, the replay official may correct egregious errors, including those involving the game clock, whether or not a play is reviewable. This excludes fouls that are not specifically reviewable (Reviewable fouls: Rules 12-3-2-c and d, 12-3-4-b and -e and 12-3-5-a).

## Reviewable Fouls

The following plays are reviewable and the replay official may create a foul when there is no call by the on-field officials:

- a. Player making a forward pass or forward handoff when beyond the neutral zone or after a change of possession.
- b. Player beyond the neutral zone when kicking the ball.
- c. Blocking by Team B players before they are eligible to touch the ball on an onside kick.
- d. The number of players on the field for either team during a live ball.
- e. Illegal touching of a forward pass by an originally eligible receiver who has gone out of bounds.
- f. Player who is out of bounds touching a free kick that had not been touched inbounds.
- g. Forward pass that becomes illegal as a second pass after an on-field ruling of a backward pass is reversed.
- h. A clear, obvious and egregious targeting foul.

## THE PROCESS

Each SEC football stadium has a secured replay booth equipped with the HD Instant Replay system provided by DVSPORT. Three individuals work in the booth for the duration of the game: 1. Replay Official, 2. Communicator, 3. Technician. The Replay Official and the Communicator are selected and assigned by the Conference Office.

A live HD video feed is sent directly to the replay booth from the TV truck. The Technician watches the feed on an input monitor while recording it into the DVSPORT Replay System. The Technician also marks the beginning of each play while the Communicator marks all incoming replays.

Each play and subsequent replay then appears on a touch screen in front of the Replay Technician. As the Technician and the Communicator mark the incoming video, each view will appear as a small picture on the computer touch screen. At any time, the Replay Technician can touch the thumbnail and immediately send that play or replay to the Replay Official.

With the Communicator's assistance, the Replay Official can quickly jump between replays while playing back the video. All replay video navigation is done via a jog shuttle remote controlled by the Replay Official. All video is viewed on an HD monitor that sits in front of the Replay Official. The touch screen is only used to select the replays and to log specific play data in the event a call is overturned.

While all plays are reviewed between the whistle and the beginning of the next play, the Replay Official can stop play on the field by using a pager system. Seven of the eight on-field officials wear pagers. If play is stopped the Referee announces on the stadium PA microphone that play has been stopped so the previous play can be reviewed. The Referee then proceeds to the sideline headset, which provides direct communication to the Replay Official in the booth. Once the play has been reviewed, the Replay Official notifies the Referee, who then announces the decision on the stadium PA system.

## RECENT ADDITIONS

\* For the 2016 season, the SEC will utilize the new experimental rule that allows personnel in a separate secure location identified by the conference to assist the Instant Replay Official at the stadium in making decisions. The SEC will locate 3 Instant Replay Officials in the SEC Video Center each week to collaborate with the onsite Replay Official during any replay stoppage. The 3 Replay Officials in the Video Center will have real time video and communications with the Replay Official in the stadium to aid in this collaboration. The goal of this process will be consistency in decision making and to help avoid incorrect outcomes.

\* Monitors may be used to view a live telecast or webcast in the football coaching booth. The home team is responsible for assuring identical television capability in the coaches' booths of both teams. This capability may not include replay equipment or recorders.

\* If at the end of a half the game clock expires, either during a down in which it should be stopped by rule when the ball becomes dead or following the down upon a request for an available team timeout, the replay official may restore time only under these conditions:

1. The replay official has indisputable video evidence that time should have remained on the game clock when the ball became dead or when the team timeout was granted;
2. The team in possession when the ball became dead would next put the ball in play from scrimmage;
3. In the fourth quarter only, either the score is tied or the team that will next snap the ball is behind by eight points or fewer; and
4. The replay official's video evidence includes the timeout signal by an official in the case where the game clock should have stopped for a requested team timeout.

## THE EQUIPMENT

Each SEC member institution uses the new multi-view HD Replay System developed by DVSPORT. The replay systems are maintained by the home institution with technical support from DVSPORT.

### SEC FOOTBALL BOWL AGREEMENTS

The Southeastern Conference has agreements with nine postseason bowls and a process for the assignment of SEC member schools to bowl games that began with the 2014 season and extending for six years.

The new SEC bowl process coincided with the beginning of the new College Football Playoff that followed the 2014 college football season. The SEC also participates in the Allstate Sugar Bowl and the Capital One Orange Bowl (in selected years).

Under the current SEC bowl system, the Buffalo Wild Wings Citrus Bowl in Orlando (vs. Big Ten), a longtime SEC bowl, will have the first selection of available SEC teams after any conference schools have qualified for the College Football Playoff, the Allstate Sugar Bowl or the Capital One Orange Bowl.

Following the Buffalo Wild Wings Citrus Bowl, there will be a pool of six bowls comprised of renewals with the Outback Bowl in Tampa (vs. Big Ten), Franklin American Mortgage Music City Bowl in Nashville (vs. ACC/Big Ten), TaxSlayer Bowl in Jacksonville (vs. ACC/Big Ten) and AutoZone Liberty Bowl in Memphis (vs. Big 12), as well as agreements with the Advocare V100 Texas Bowl in Houston (vs. Big 12) and Belk Bowl in Charlotte (vs. ACC).

In consultation with SEC member institutions, as well as these six bowls, the conference will make the assignments for the bowl games in this newly created pool system.

The SEC also renewed its relationship with both the Birmingham Bowl (vs. American) and the Camping World Independence Bowl in Shreveport (vs. ACC). The Birmingham Bowl will have the first selection of available teams following the pool of six bowls. The Independence Bowl will have the next selection of available teams following the Birmingham Bowl.

### 2016 SEC Bowl Selection Process

#### CFP BOWLS (Cotton, Orange, Fiesta [Semifinal], Sugar, Peach [Semifinal], Rose, CFP National Championship)

Contract Bowls: Sugar (SEC vs. Big 12 when Sugar is not a semifinal game)  
Rose (Pac 12 vs. Big Ten when Rose is not a semifinal game)  
Orange (ACC vs. highest ranked SEC/Big Ten non-champion or Notre Dame when Orange is not a semifinal game)

Access Bowls: Cotton  
Fiesta (Semifinal in 2016)  
Peach (Semifinal in 2016)

#### 1) Which SEC Team qualifies for the College Football Playoff?

The winner of the SEC Championship Game (December 3, 2016) automatically qualifies for a spot in the Sugar Bowl if that team is not selected to participate in the four-team playoff. The top four teams in the CFP Standings will play in the semifinals (Peach Bowl and Fiesta Bowl) with the winners advancing to the CFP National Championship Game in Tampa, Fla. (Monday, January 9).

#### 2) How can additional SEC teams be selected for the CFP?

Additional SEC teams may be selected for one of the CFP access bowls based on its ranking in the final CFP Selection Committee rankings. There is no limit on the number of teams from any one conference that can be selected to participate in the CFP bowls.

#### 3) How can a SEC Team be selected to participate in the Orange Bowl?

When the Orange Bowl is not a semifinal game and a SEC team is the highest ranked team among the non-champions of the SEC and Big Ten and ranked higher than Notre Dame (See Mississippi State in 2014) then that team will participate in the Orange Bowl. There are eight years in which the Orange Bowl is not a semifinal game and the SEC is guaranteed three of the eight years, the Big Ten is guaranteed three of the eight years and the remaining two years can be filled by Notre Dame, the SEC or the Big Ten based on CFP Selection Committee rankings. The SEC Champion can never participate in the Orange Bowl unless it is a semifinal game.

#### 4) How does the CFP selection process work in 2016?

The CFP Selection Committee ranks the top 25 teams and selects the four teams to participate in the semifinal games. Then, after the contract bowls are filled based on conference agreements, the Committee will assign teams to fill the remaining access bowls. Each conference champion from the contract bowls (ACC, Big Ten, Big 12, SEC & Pac 12) has a guaranteed spot in its contracted bowl or in an access bowl (Cotton in 2016) if the contracted bowl is a semifinal game and the conference champion is not selected to participate in a semifinal game. The highest ranked champion from the Mountain West, American, Conference USA, Sun Belt or MAC is guaranteed a spot in a CFP bowl and the remaining spots are filled based on the rankings of teams after the contract bowls have been filled.



## 2016 SEC Football

### SEC FOOTBALL BOWL AGREEMENTS

5) Where is the CFP National Championship Game played?

The CFP National Championship Game will be played in locations selected by the CFP. The 2017 CFP National Championship Game will be played in Tampa, Fla. on January 9, 2017. Atlanta, Ga. will host the 2018 game on January 8, 2018.

<b>Bowl</b>	<b>Contract Teams</b>	<b>Date</b>	<b>Time</b>
Cotton Bowl	Filled by CFP Selection Committee	Jan. 2, 2017	1 pm ET
Orange Bowl	ACC/SEC, Big Ten, ND	Dec. 30, 2016	8 pm ET
Sugar Bowl	SEC vs. Big 12	Jan. 2, 2017	8:30 pm ET
Rose Bowl	Big Ten vs. Pac 12	Jan. 2, 2017	5 pm ET
Fiesta Bowl	Semifinal Game	Dec. 31, 2016	3 pm or 7 pm ET
Peach Bowl	Semifinal Game	Dec. 31, 2016	3 pm or 7 pm ET
CFP NCG	Winners of Semifinal Games (Tampa, Fla.) (Glendale, Ariz.)	Jan. 9, 2017	8:30 pm ET

#### SEC BOWLS

**CITRUS BOWL:** (Orlando, FL) vs. Big Ten • December 31 – 11 a.m. (ET) ABC

After the CFP selection process the Citrus Bowl gets the first selection of available SEC Teams.

**POOL OF SIX BOWLS:** After the Citrus Bowl selects a team, there will be a pool of six bowls and the Conference, in consultation with the institutions and the bowls, will make the assignments for these six bowl games from all eligible SEC teams. The pool of six bowls are as follows:

Outback Bowl (Tampa, FL) vs. Big Ten	Jan. 2 – 1 pm (ET)	ABC
TaxSlayer Bowl (Jacksonville, FL) vs. Big Ten/ACC	Dec. 31 – 11 a.m. (ET)	ESPN
Music City Bowl (Nashville, TN) vs. ACC/Big Ten	Dec. 30 – 3:30 pm (ET)	ESPN
Texas Bowl (Houston, TX) vs. Big 12	Dec. 28 – 9:00 pm (ET)	ESPN
Belk Bowl (Charlotte, NC) vs. ACC	Dec. 29 – 5:30 pm (ET)	ESPN
Liberty Bowl (Memphis, TN) vs. Big 12	Dec. 30 – Noon (ET)	ESPN

#### BOWLS AFTER THE POOL OF SIX:

**Birmingham Bowl** (Birmingham, AL) vs. American      December 29 – 2 p.m. (ET)      ESPN

The Birmingham Bowl selects after the CFP, Citrus Bowl and the Pool of Six Bowls (Outback Bowl, TaxSlayer Bowl, Music City Bowl, Texas Bowl, Belk Bowl and Liberty Bowl).

**Independence Bowl** (Shreveport, LA) vs. ACC      December 26 – 5 p.m. (ET)      ESPN2

The Independence Bowl selects after the CFP, Citrus Bowl, the Pool of Six (Outback Bowl, TaxSlayer Bowl, Music City Bowl, Texas Bowl, Belk Bowl and Liberty Bowl) and the Birmingham Bowl.

## SEC BOWL SUCCESS

### NATIONAL CHAMPIONS SINCE 1992

Since the first SEC expansion in 1992, the SEC has the most national championships (AP, USA Today) with 12. During that time, the SEC has had more teams with national titles than any other conference (6). Here is a breakdown:

SEC (12) Florida (2008, 2006, 1996), LSU (2003, 2007), Tennessee (1998), Alabama (1992, 2009, 2011, 2012, 2015), Auburn (2010)

Big 12 (5) Texas (2005), Oklahoma (2000), Nebraska (1994, 1995, 1997)

Big Ten (3) Ohio State (2002, 2014), Michigan (1997)

Pac-10 (2) Southern California (2003, 2004)

ACC (3) Florida State (1993, 1999, 2013)

Big East (1) Miami, Fla. (2001)

The SEC was the first conference to claim four consecutive Associated Press (first poll - 1936), National Football Foundation and College Hall of Fame (first poll - 1959), Football Writers Association of America (first poll - 1954) and USA Today or UPI Coaches Poll (first poll - 1950) national championships.

### SEC IN BOWL GAMES

• Since 2006, the SEC has accrued more bowl wins (65) and appearances (97) than any other conference. The conference's .670 bowl winning percentage is first among FBS leagues during that time.

SEC	65-32	.670
Pac-12	38-26	.594
American	32-24	.571
Mountain West	31-24	.564
Sun Belt	14-12	.538
Conference USA	29-26	.527
Big 12	37-39	.487
Independents	10-12	.455
ACC	36-52	.409
Big Ten	32-50	.390
MAC	15-35	.300

• The SEC is 2-1 in College Football Playoff games and 1-0 in College Football Playoff National Championship Games. The SEC finished 9-2 in BCS National Championship Games (LSU 2-1, Florida 2-0, Alabama 3-0, Tennessee 1-0, Auburn 1-1), 8-1 vs. non-SEC competition. The SEC had the most wins (17) and the highest winning percentage of any conference that has three-or-more appearances in BCS bowl games. The SEC was 17-10 in BCS games (.630 percentage), 16-9 (.640) in non-conference. Since 2006, the SEC has posted a 13-6 (.684) record in BCS/CFP games, more wins, appearances and winning percentage than any other conference.

• During the recent seven-year national championship winning streak, the SEC's average margin of victory in BCS National Championship Games was 17 points, which includes a three point victory over Oregon in 2011, the only game during the streak decided by single digits.

• With conference limits being removed in 2014 with the College Football Playoff, the SEC became the first conference to place three teams in CFP/BCS postseason bowls: Ole Miss (Chick-fil-A); Mississippi State (Orange); Alabama (Sugar/National Semifinal).

• Eight different SEC teams, six from the SEC Western Division, have made BCS/New Year's Six bowl game appearances since 2006: Alabama, Arkansas, Auburn, Florida, Georgia, LSU, Ole Miss and Mississippi State.

### SEC Sets New NCAA Record with Nine Postseason Victories in 2015

With the win in the College Football Playoff National Championship Game, the SEC captured its ninth victory of the football postseason. The SEC led nation once again in bowl victories, while boasting an equally impressive 82 percent winning percentage in its 11 postseason games.

"There is great satisfaction in hearing 'S-E-C' chanted at stadiums across the south during the last week," said SEC commissioner Greg Sankey. "My congratulations to our football teams for establishing a record reflecting the focus, preparation and competitive spirit of hundreds of student-athletes and their coaches. SEC fans turned out to attend bowl games in impressive numbers and showed the passion that sets our Conference apart. We now look forward to January 11 when Alabama meets Clemson for the SEC's ninth trip to the national title game in the last 10 years."

The SEC has now won 16 games in the last two postseasons, also a record. Eight of the nine victories this season came versus major conference opponents, including a 4-1 record versus Top 25 teams. The average margin of victory in the SEC's postseason wins this postseason is 24 points.

With ten teams advancing to bowl games this season, the SEC became the first conference to send at least 10 teams to postseason bowls in three consecutive seasons. The SEC sent a NCAA-record 12 teams to participate in postseason bowl games in 2014 and has sent no less than eight teams to post-season bowls in each of the last ten seasons.

The SEC owned the previous record for postseason bowl victories with seven wins in 2007, 2013 and 2014.

### Most Bowl Appearances – Single Season

1. 12 – SEC, 2014
2. 11 – ACC, 2013, 2014
3. 10 – SEC, 2009, 2010, 2013, 2015
  - 10 – ACC, 2008
  - 10 – Big Ten, 2011, 2014, 2015
  - 10 – Pac-12, 2015
6. 9 – SEC, 2000, 2006, 2007, 2011, 2012
  - 9 – ACC, 2010, 2015
  - 9 – Big 12, 2012
  - 9 – Pac 12, 2013

### Most Bowl Wins – Single Season

1. 9 – SEC, 2015 (9-2)
1. 7 – SEC, 2007 (7-2); 2013 (7-3); 2014 (7-5)
2. 6 – SEC, 2013 (5 times); Big 12 (once); Pac-12 (3 times); Big Ten (once)
7. 5 – SEC (7 times); Big 12 (3 times); Pac-10 (twice); ACC (3 times); Big Ten (once)

### 2015-16 Postseason Record by Conference:

Conference	Record	Win Pct.
SEC	9-2	.818
Pac-12	6-4	.600
Big Ten	5-5	.500
ACC	4-6	.400
Big 12	3-4	.429

## SEC FOOTBALL (2006-15) ... A DECADE OF DOMINANCE

During the last 10 years (2006-15), Southeastern Conference football has experienced success that is unparalleled in its football history and in the history of college football. During this tenure, the SEC's achievements have been demonstrated by:

- Triumphs in major bowl games, including the National Championship Game
- Non-conference success in regular season and bowl games
- Defeating highly-ranked non-conference teams
- Success in the polls and rankings
- Individual awards and All-America Teams
- Academic and Community Service Standouts
- Continued accomplishments of former SEC student-athletes in the NFL and NFL Draft

### SEC IN THE CFP/BCS ERA (Since 1998)

• The SEC has won eight of the last 10 national championships, 10 of the 18 BCS/CFP-era National Championships, two runner-up finishes and 24 overall national titles (AP, BCS, FWAA, coaches poll) in SEC history. The SEC has appeared in nine of the last 10 National Championship Games and in 10 of the 16 BCS Championship Games, winning nine.

• Four different SEC schools have won the National Championship since 2006 (Auburn, 2010; Alabama, 2009, 2011, 2012, 2015; Florida, 2006 and 2008; LSU, 2007). Tennessee (1998) and LSU (2003) have also won the former BCS crown. Auburn appeared in the 2013 BCS Championship Game, as did LSU in 2011. A team from the SEC Western Division had advanced to five consecutive national championship games prior to the 2014 season, when Alabama lost in the CFP semifinals. The Big 12 (Texas and Oklahoma) and the ACC (Miami and Florida State) have each had two schools win titles since 1998.

• Since 2006, half of the slots in the National Championship Game have been taken by SEC teams (11 of 22). The Big Ten has three, while the Big 12, Pac-12 and ACC have two each.

• A SEC team has led or tied for the lead at the end of 29 of the last 40 quarters of National Championship Game play.

• The SEC has had more teams ranked in the BCS/CFP standings for the most times than any other conference since 2006. The league has had 13 of its 14 teams ranked at one time or another since 2006. Vanderbilt is the only team to not appear in the BCS/CFP rankings during this time, however, the Commodores finished ranked in the Top 25 in both 2012 and 2013 after bowl games with 9-4 records. The BCS/CFP does not produce a poll following bowl games.

• Since 2006, the SEC has posted 10 wins in BCS - now New Year's Six/Access bowls - more wins than any other conference. Here are the BCS/CFP bowl records of all conferences since 2006:

SEC	13-9	.591
Pac-12	9-6	.600
Big Ten	9-11	.450
AAC	6-3	.667
ACC	6-9	.400
Big 12	6-10	.375
Mountain West	3-1	.750
WAC	2-1	.667
MAC	0-1	.000
Independents	0-3	.000

• With conference limits being removed in 2014 with the College Football Playoff, the SEC became the first conference to place three teams in CFP/BCS postseason bowls: Ole Miss (Chick-fil-A); Mississippi State (Orange); Alabama (Sugar/National Semifinal).

• Four of the top 10 defensive performances in CFP/BCS history have been registered by SEC teams, more than any other conference. Alabama's shutout of LSU in the 2012 BCS National Championship Game was the first shutout in CFP/BCS history. Georgia defeated Hawaii, 41-10, in the 2008 Sugar Bowl, and Florida defeated Syracuse, 31-10, in the 1999 Orange Bowl - both are tied for 8th in lowest point total allowed in a CFP/BCS game. Alabama defeated Michigan State soundly 38-0 in a CFP National Semifinal in 2015.

• Alabama's 28-point victory over Notre Dame in the 2013 Discover BCS National Championship is the second-largest in the CFP/BCS Championship Game era. (Southern Cal defeated Oklahoma by 36 in the 2005 BCS Championship Game for the top spot, however, that victory was later vacated.)

• During the recent seven-year national championship winning streak, the SEC's average margin of victory in National Championship Games was 17 points, which includes a three point victory over Oregon in 2011, the only game during the streak decided by single digits.

### SEC IN OVERALL BOWL GAMES

• Since 2006, the SEC has accrued more bowl wins (65) and appearances (97) than any other conference. The conference's .670 bowl winning percentage is first among FBS leagues during that time.

SEC	65-32	.670
Pac-12	38-26	.594
American	32-24	.571
Mountain West	31-24	.564
Sun Belt	14-12	.538
Conference USA	29-26	.527
Big 12	37-39	.487
Independents	10-12	.455
ACC	36-52	.409
Big Ten	32-50	.390
MAC	15-35	.300

• The SEC led nation once again in bowl victories in 2016, while boasting an equally impressive 82 percent winning percentage in its 11 postseason games. The SEC has now won 16 games in the last two postseasons, also a record. Eight of the nine victories last season came versus major conference opponents, including a 4-1 record versus Top 25 teams. The average margin of victory in the SEC's postseason wins this postseason is 24 points.

• With ten teams advancing to bowl games this season, the SEC became the first conference to send at least 10 teams to postseason bowls in three consecutive seasons. The SEC sent a NCAA-record 12 teams to participate in postseason bowl games in 2014 and has sent no less than eight teams to post-season bowls in each of the last ten seasons. The SEC owned the previous record for postseason bowl victories with seven wins in 2007, 2013 and 2014.

• The SEC is 65-32 (.670) in bowl games since 2006, winning six or more bowl games each year but 2010, when the league finished 5-5.

### SEC vs. OTHER CONFERENCES

• Since 2006, the SEC has posted the highest non-conference winning percentage (regular season & bowls) than any other conference. The league has a 496-110 record, an 81.8 winning percentage. The SEC has won no less than 43 non-conference games (regular season & bowls) during the last 10 seasons (2006-2015). This season, the SEC was 54-12 (.818), the highest percentage among FBS conferences.

• Teams from the SEC have posted 58 wins in the last eight years against non-conference Top 25 teams (at time game was played), an average of over seven wins per season. Ten of the 14 SEC teams have at least one win against a non-conference Top 25 team in the last seven years with Alabama (9), LSU (9), Georgia (8), Florida (5), South Carolina (7) Auburn (3) and Texas A&M (3) leading the way. SEC teams have beaten teams ranked 1-25 since 2006 with the exception of No. 6.

1 - Florida def. #1 Ohio State, 41-14, 2007 Tostitos BCS National Championship Game; LSU def. #1 Ohio State, 38-24, 2008 Allstate BCS National Championship Game; Florida def. #1 Oklahoma, 24-14, 2009 FedEx BCS National Championship Game; Alabama def. #1 Notre Dame, 42-14, 2013 Discover BCS National Championship Game; Alabama def. #1 Clemson, 45-40, 2016 CFP Championship Game.

2 - Florida def. #2 Oklahoma, 24-14, 2009 FedEx BCS National Championship Game; Alabama def. #2 Texas, 37-21, 2010 Citi BCS National Championship Game; Auburn def. #2 Oregon, 22-19, 2011 Tostitos BCS National Championship Game.

3 - LSU def. #3 Oregon, 40-27, Sept. 3, 2011; Alabama def. #3 Michigan State, 38-0, 2015 Cotton Bowl (CFP Semifinal).

4 - Florida def. #4 Cincinnati, 51-24, 2010 Allstate Sugar Bowl.

5 - Florida def. #5 Florida State, 37-26, Nov. 24, 2012.

# 2016 SEC Football

## SEC FOOTBALL (2006-15) ... A DECADE OF DOMINANCE

9 – Kentucky def. #9 Louisville, 40-34, Sept. 15, 2007; LSU def. #9 Virginia Tech, 48-7, Sept. 8, 2007; Alabama def. #9 Clemson, 34-10, Aug. 30, 2008; South Carolina def. #9 Nebraska, 30-13, Jan. 2, 2012; South Carolina def. #9 Clemson, 27-17, Nov. 24, 2012

10 – LSU def. #10 Notre Dame, 41-14, 2007 Allstate Sugar Bowl; Georgia def. #10 Hawaii, 41-10, 2008 Allstate Sugar Bowl

11 – Texas A&M def. #11 Oklahoma, 41-13, 2013 AT&T Cotton Bowl

12 – Tennessee def. #12 California, 35-18, Sept. 2, 2006, Tennessee def. #12 Northwestern, 45-6, 2016 Outback Bowl

13 – Arkansas def. #13 Texas A&M, 42-38, Oct. 1, 2011; Missouri def. #13 Oklahoma State, 41-31, 2014 Cotton Bowl; Ole Miss def. #13 Oklahoma State 48-20, 2016 Sugar Bowl

14 – Alabama def. #14 Penn State, 24-3, Sept. 11, 2010; LSU def. #14 Wisconsin, 28-24, Aug. 30, 2014

15 – Georgia def. #15 Virginia Tech, 31-24, 2006 Chick-fil-A Bowl; Tennessee def. #15 Wisconsin, 21-17, 2008 Outback Bowl; South Carolina def. #15 Clemson, 34-17, Nov. 28, 2009; Texas A&M def. #15 Arizona State, 38-17, Sept. 5, 2015.

16 – Georgia def. #16 Georgia Tech, 15-12, Nov. 25, 2006; Auburn def. #16 Clemson, 23-20, 2007 Chick-fil-A Bowl; LSU def. #16 West Virginia, 47-21, Sept. 24, 2011; Georgia def. #16 Nebraska, 45-31, 2013 Capital One Bowl; Georgia def. #16 Clemson, 45-21, Aug. 30, 2014

17 – LSU def. #17 Texas A&M, 41-24, 2011 AT&T Cotton Bowl; South Carolina def. #17 Clemson, 34-13, Nov. 26, 2011

18 – Ole Miss def. #18 Oklahoma State, 21-7, 2010 AT&T Cotton Bowl; LSU def. #18 North Carolina, 30-24, Sept. 4, 2010; Alabama def. #18 Wisconsin, 35-17, Sept. 5, 2015

19 – Georgia def. #19 Michigan State, 24-12, 2009 Capital One Bowl; South Carolina def. #19 Wisconsin, 34-24; 2014 Capital One Bowl

20 – Alabama def. #20 Penn State, 27-11, Sept. 10, 2011; South Carolina def. #20 Michigan, 33-28, 2013 Outback Bowl; LSU def. #20 TCU 37-27, Aug. 31, 2013; Auburn def. #20 Kansas State, 20-14, Sept. 18, 2014; Georgia def. #20 Louisville, 37-14, 2014 Belk Bowl

21 – LSU def. #21 West Virginia, 20-14, Sept. 25, 2010; Texas A&M def. #21 Duke, 52-48, 2013 Chick-fil-A Bowl

22 – Auburn def. #22 Nebraska, 17-14, 2007 AT&T Cotton Bowl

23 – Florida def. #23 Florida State, 45-15, Nov. 29, 2008

24 – South Carolina def. #24 Clemson, 31-28, Nov. 25, 2006; Georgia def. #24 Arizona State, 27-10, Sept. 20, 2008

25 – Georgia def. #25 Georgia Tech, 31-17, Nov. 26, 2011

[NOTE: poll used either AP, BCS, CFP, USA Today or Harris]

### SEC IN FINAL RANKINGS

• Since 2006, the SEC has had the most teams ranked in the final USA Today Coaches Poll. The conference has had 55 teams ranked in the final USA Today rankings, 16 more than the Big Ten (39) and 17 more than the Big 12 (38).

Conference	2006	2007	2008	2009	2010	2011	2012	2013	2014	2015	Total
SEC	5	5	4	4	6	5	7	7	6	6	55
Big Ten	4	5	4	4	3	4	2	4	3	6	39
Big 12	2	5	5	4	5	4	3	3	3	4	38
Pac-12	3	3	4	2	2	2	3	5	6	3	33
ACC	3	3	3	3	4	3	2	3	4	3	31
American	3	2	1	3	0	2	2	2	1	2	18
MWC	2	1	3	3	2	2	1	0	1	0	15
CUSA	0	0	0	0	1	2	1	0	1	0	5
MAC	0	0	0	1	1	0	1	0	0	0	3

• The SEC has either led or tied for the lead with the most teams ranked in the USA Today Top 25 for nine of the last 10 seasons. In 2015, the SEC finished with six seven teams ranked in the final Top 25 poll. Eleven SEC schools were ranked at some point during the 2015 season in the polls, with 13 receiving votes at some point during the season.

### SEC INDIVIDUAL AWARDS AND ALL-AMERICANS

• In the 31 individual awards, the SEC has had at least one recipient in 29 of them since 2006. The SEC has only not had a winner of the Lou Groza (placekicker) or Brian Burlsworth (walk-on) in the

last 10 seasons.

• Since 2006, the SEC football student-athletes and coaches have won 78 major individual awards, an average of nearly eight per year. The league won an all time high 12 individual honors in 2010.

• The SEC has won a national player of the year in the last nine seasons with six different players since 2007— Darren McFadden, Arkansas, and Tim Tebow, Florida, in 2007; Tebow in 2008; Mark Ingram, Alabama, in 2009; Cam Newton, Auburn, in 2010; Johnny Manziel, Texas A&M, in 2012; Derrick Henry, Alabama, in 2015. The SEC did not have a national player of the year in 2011, 2013, or 2014. Three of the Heisman finalists in 2013 were, however, from the SEC, as well as one of three in 2014.

### SEC INDIVIDUAL AWARD WINNERS SINCE 2006

HEISMAN MEMORIAL TROPHY (Nation's best player) – Derrick Henry, Alabama (2015); Johnny Manziel, Texas A&M (2012); Cam Newton, Auburn (2010); Mark Ingram, Alabama (2009); Tim Tebow, Florida (2007)

CHUCK BEDNARIK AWARD (Nation's best defensive player) – Patrick Peterson, LSU (2010); Tyrann Mathieu, LSU (2011)

RAY GUY AWARD (Nation's best punter) – Chas Henry, Florida (2010); Drew Butler, Georgia (2009)

MAXWELL AWARD (Nation's best player) – Derrick Henry, Alabama (2015); Cam Newton, Auburn (2010); Tim Tebow, Florida (2008); Tim Tebow, Florida (2007); AJ McCarron, Alabama (2013)

WALTER CAMP AWARD (Nation's best player) – Derrick Henry, Alabama (2015); Cam Newton, Auburn (2010); Darren McFadden, Arkansas (2007)

DOAK WALKER AWARD (Nation's best running back) – Derrick Henry, Alabama (2015); Trent Richardson, Alabama (2011); Darren McFadden, Arkansas (2007); Darren McFadden, Arkansas (2006)

DAVEY O'BRIEN AWARD (Nation's best quarterback) – Johnny Manziel, Texas A&M (2012); Cam Newton, Auburn (2010); Tim Tebow, Florida (2007)

JIM THORPE AWARD (Nation's best defensive back) – Johnthan Banks, Mississippi State (2012); Morris Claiborne, LSU (2011); Patrick Peterson, LSU (2010); Eric Berry, Tennessee (2009)

JOHN MACKKEY AWARD (Nation's best tight end) – Hunter Henry, Arkansas (2015); D.J. Williams, Arkansas (2010); Aaron Hernandez, Florida (2009)

ROTARY LOMBARDI AWARD (Nation's outstanding lineman) – Nick Fairley, Auburn (2010); Glenn Dorsey, LSU (2007)

PAUL HORNING AWARD (Nation's most versatile player) -- Brandon Boykin, Georgia (2011); Odell Beckham, LSU (2013)

FRANK BROYLES AWARD (Nation's top assistant coach) – John Chavis, LSU (2011); Gus Malzahn, Auburn (2010); Kirby Smart, Alabama (2009)

WUERFFEL TROPHY (Community service with athletic and academic achievement) – Barrett Jones, Alabama (2011)

JOHNNY UNITAS GOLDEN ARM (Outstanding senior quarterback) - AJ McCarron, Alabama (2013).

AFC A ASSISTANT COACH OF THE YEAR - Kirby Smart, Alabama (2012)

DISNEY SPIRIT AWARD (Top inspirational story) – Alabama Football Team (2011); D.J. Williams, Arkansas (2010)

HOME DEPOT COACH OF THE YEAR (National Coach of the Year) – Les Miles, LSU (2011); Gene Chizik, Auburn (2010); Nick Saban, Alabama (2008); Gus Malzahn, Auburn (2013)

EDDIE ROBINSON FWAA COACH OF THE YEAR – Nick Saban, Alabama (2008); Gus Malzahn, Auburn (2013)

LIBERTY MUTUAL COACH OF THE YEAR -- Nick Saban, Alabama (2008); Les Miles, LSU (2011); Gus Malzahn, Auburn (2013)

CoSIDA/ESPN ACADEMIC ALL-AMERICAN OF THE YEAR – Barrett Jones, Alabama (2012); Greg McElroy, Alabama (2010); Tim Tebow, Florida (2009)

BUTKUS AWARD (Nation's best linebacker) – Rolando McClain, Alabama (2009); Patrick Willis, Ole Miss (2006); C.J. Mosley, Alabama (2013)

WILLIAM V. CAMPBELL TROPHY (Nation's top scholar-athlete) – Tim Tebow, Florida (2009); Barrett Jones, Alabama (2012)

RIMINGTON TROPHY (Nation's best center) – Ryan Kelly, Alabama (2015); Reece Dismukes, Auburn (2014); Barrett Jones, Alabama (2012); Maurkice Pouncey, Florida (2009); Jonathan Luigs, Arkansas (2007)

LOWE'S SENIOR CLASS AWARD (Nation's top senior student-athlete) – Dak Prescott, Mississippi State (2015); Tim Tebow, Florida (2009)  
 WUERFEL TROPHY (Community Service, Athletic and Academic Achievement) – Tim Tebow, Florida (2008)

BILETNIKOFF AWARD (Wide Receiver) - Amari Cooper, Alabama (2014)  
 OUTLAND TROPHY (Nation's top lineman) – Barrett Jones, Alabama (2011); Andre Smith, Alabama (2008); Glenn Dorsey, LSU (2007)  
 WALTER CAMP COACH OF THE YEAR – Nick Saban, Alabama (2008)  
 BRONKO NAGURSKI AWARD (Nation's top defensive player) – Glenn Dorsey, LSU (2007)  
 LOTT TROPHY (Defensive IMPACT Player) – Glenn Dorsey, LSU (2007)  
 MANNING AWARD (Nation's top quarterback) – Johnny Manziel, Texas A&M (2012); Tim Tebow, Florida (2008); JaMarcus Russell, LSU (2006)  
 ASSOCIATED PRESS COLLEGE PLAYER OF THE YEAR – Derrick Henry, Alabama (2015); Johnny Manziel, Texas A&M (2012); Tim Tebow, Florida (2007)  
 ARA SPORTSMANSHIP AWARD -- Barrett Jones, Alabama (2011)  
 TED HENDRICKS TROPHY (Nation's best defensive ends) -- Jadeveon Clowney, South Carolina (2012)  
 POP WARNER AWARD - Max Garcia, Florida (2014)  
 NFF LEGACY AWARD - Mike McNeely, Florida (2014)

• The SEC would fill a complete first unit of first-team All-Americas since 2006. The SEC has had 101 players make first-team All-America in the AP, Walter Camp, FWAA or AFCA squads, including 9 for the 2015 season. The list represents at least one player at every position.

### Offense (33)

QB – Tim Tebow, Florida (2007)  
 QB – Cam Newton, Auburn (2010)  
 QB – Johnny Manziel, Texas A&M (2012)  
 QB – AJ McCarron, Alabama (2013)  
 RB – Darren McFadden, Arkansas (2006-07)  
 RB – Knowshon Moreno, Georgia (2008)  
 RB – Mark Ingram, Alabama (2009)  
 RB – Trent Richardson, Alabama (2011)  
 RB – Leonard Fournette, LSU (2015)  
 RB – Derrick Henry, Alabama (2015)  
 WR – Robert Meachem, Tennessee (2006)  
 WR – Alshon Jeffery, South Carolina (2010)  
 WR – Mike Evans, Texas A&M (2013)  
 WR – Amari Cooper, Alabama (2014)  
 TE – Aaron Hernandez, Florida (2009)  
 TE – Orson Charles, Georgia (2011)  
 TE – Hunter Henry, Arkansas (2015)  
 OL – Arron Sears, Tennessee (2006)  
 OL – Michael Oher, Ole Miss (2008)  
 OL – Andre Smith, Alabama (2008)  
 OL – Herman Johnson, LSU (2008)  
 OL – Mike Johnson, Alabama (2009)  
 OL – Lee Ziemba, Auburn (2010)  
 OL – Barrett Jones, Alabama (2011-12)  
 OL – Chance Warmack, Alabama (2012)  
 OL – Luke Joeckel, Texas A&M (2012)  
 OL – Jake Matthews, Texas A&M (2013)  
 OL – Cyrus Kouandjio, Alabama (2012)  
 OL – Arie Kouandjio, Alabama (2014)  
 OL – A.J. Cann, South Carolina (2014)  
 OL – Cedric Ogbuehi, Texas A&M (2014)  
 C – Jonathan Luigs, Arkansas (2007)  
 C – Andre Caldwell, Alabama (2008)  
 C – Maurice Pouncey, Florida (2009)  
 C – Reese Dismukes, Auburn (2014)  
 C – Ryan Kelly, Alabama (2015)

### Defense (46)

DL – Glenn Dorsey, LSU (2006-07)  
 DL – Terrence Cody, Alabama (2008-09)  
 DL – Peria Jerry, Ole Miss (2008)  
 DL – Nick Fairley, Auburn (2010)  
 DL – Melvin Ingram, South Carolina (2011)  
 DL – Sam Montgomery, LSU (2011)  
 DL – Jadeveon Clowney, South Carolina (2012)  
 DL – Damontre Moore, Texas A&M (2012)  
 DL – Michael Sam, Missouri (2013)  
 DL – Jadeveon Clowney, South Carolina (2013)  
 DL – Shane Ray, Missouri (2014)  
 DL – A'Shawn Robinson, Alabama (2015)  
 DL – Myles Garrett, Texas A&M (2015)  
 LB – Patrick Willis, Ole Miss (2006)

### Specialists (13)

PK – Daniel Lincoln, Tennessee (2007)  
 PK – Leigh Tiffin, Alabama (2009)  
 PK – Josh Jasper, LSU (2010)  
 P – Drew Butler, Georgia (2009)  
 P – Chas Henry, Florida (2010)  
 P – Brad Wing, LSU (2011)  
 P – JK Scott, Alabama (2014)  
 RS – Felix Jones, Arkansas (2007)  
 RS – Brandon James, Florida (2008)  
 RS – Joe Adams, Arkansas (2011)  
 RS – Odell Beckham, Jr. (2013)  
 RS – Evan Berry, Tennessee (2015)  
 RS – Cameron Sutton, Tennessee (2015)  
 AP – Randall Cobb, Kentucky (2010)

### SEC FOOTBALL ACADEMIC & COMMUNITY SERVICE STANDOUTS

• 24 SEC football student-athletes have won 27 national academic and community service awards since 2006. The SEC has had four of the last nine CoSIDA/ESPN Academic All-Americas of the Year in football, two recipients of the William V. Campbell Trophy (known as the "Academic Heisman"), 14 first-team CoSIDA/ESPN Academic All-America first team recipients, seven National Football Foundation Scholar-Athletes and 17 representatives on the AFCA Good Works Team, including team captain Malcolm Mitchell of Georgia in 2015 and D.T. Shackelford of Ole Miss in 2014.

#### 2006

CoSIDA/ESPN The Magazine Academic All-America First Team – Hayden Lane, OL, Kentucky  
 National Football Foundation Scholar-Athlete – Chris Leak, QB, Florida  
 AFCA Good Works Team – William Brown, OL, South Carolina; Quentin Moses, DE, Georgia; Jacob Tamme, TE, Kentucky; James Wilhoit, PK, Tennessee

#### 2007

National Football Foundation Scholar-Athlete – Jacob Tamme, TE, Kentucky  
 CoSIDA/ESPN The Magazine Academic All-America First Team – Tim Tebow, QB, Florida; Jacob Tamme, TE, Kentucky  
 AFCA Good Works Team – Jason Cook, FB, Ole Miss; Kelin Johnson, SS, Georgia;

#### 2008

CoSIDA/ESPN The Magazine Academic All-America First Team – Tim Tebow, QB, Florida; Tim Masthay, P, Kentucky  
 CoSIDA/ESPN The Magazine Academic All-America of the Year – Tim Tebow, QB, Florida  
 AFCA Good Works Team – Tim Masthay, P, Kentucky  
 Wuerrfel Trophy – Tim Tebow, QB, Florida

#### 2009

National Football Foundation Scholar-Athlete – Tim Tebow, QB, Florida  
 NFF William V. Campbell Trophy – Tim Tebow, QB, Florida  
 CoSIDA/ESPN The Magazine Academic All-America First Team – Tim Tebow, QB, Florida; Colin Peek, TE, Alabama  
 CoSIDA/ESPN The Magazine Academic All-America of the Year – Tim Tebow, QB, Florida  
 AFCA Good Works Team – Tim Tebow, QB, Florida; Jeff Owens, DL, Georgia

#### 2010

National Football Foundation Scholar-Athlete – Greg McElroy, QB, Alabama; Derek Sherrod, OT, Mississippi State  
 CoSIDA/ESPN Academic All-America First Team – Greg McElroy, QB, Alabama; Barrett Jones, OL, Alabama; Drew Butler, P, Georgia

#### 2011

National Football Foundation Scholar-Athlete - Drew Butler, P, Georgia  
 Capital One/CoSIDA Academic All-America First-Team - Barrett Jones, OL, Alabama; Drew Butler, P, Georgia  
 AFCA Good Works Team - Aron White, TE, Georgia; Jacob Lewellen, DL, Kentucky  
 ARA Sportsmanship Award -- Barrett Jones, OL, Alabama

#### 2012

National Football Foundation Scholar-Athlete - Barrett Jones, C, Alabama  
 NFF William V. Campbell Trophy - Barrett Jones, C, Alabama  
 Capital One/CoSIDA Academic All-America First-Team - Barrett Jones, C, Alabama; Dylan Breeding, P, Arkansas  
 AFCA Good Works Team - Barrett Jones, C, Alabama; Philip Lutzenkirchen, TE, Auburn; Aaron Murray, QB, Georgia

#### 2013

National Football Foundation Scholar-Athlete - Aaron Murray, QB, Georgia  
 Capital One/CoSIDA Academic All-America First-Team - Aaron Murray, QB, Georgia;  
 AFCA Good Works Team - Carey Spear, PK, Vanderbilt

#### 2014

AFCA Good Works Team - Deterian Shackelford, Ole Miss (Captain); Chris Conley, Georgia; Andrew East, Vanderbilt; Max Godby, Kentucky  
 Community Spirit Award - Dylan Thompson, South Carolina  
 Pop Warner Award - Max Garcia, Florida  
 NFF Legacy Award - Mike McNeely, Florida

#### 2015

Lowe's Senior CLASS Award - Dak Prescott, Mississippi State  
 AFCA Good Works Team - Jonathan Wallace, Auburn; Malcolm Mitchell, Georgia (Captain); Landon Foster, Kentucky  
 Community Spirit Award - Malcolm Mitchell, Georgia

The SEC leads all conferences with 65 selections to the Good Works Team since it began in 1992.

The SEC is followed by the Big 12 Conference with 47 selections and the Atlantic Coast Conference with 32 selections. Georgia is in first place with 16 honorees to the Allstate AFCA Good Works Team.® The Bulldogs are followed by Nebraska with 14 honorees. Super Bowl XLII, XLVI and XLI champion quarterbacks Eli and Peyton Manning were members of the 2002 and 1997 Good Works Teams®, respectively.

# 2016 SEC Football

## SEC FOOTBALL (2006-15) ... A DECADE OF DOMINANCE

### SEC IN THE NFL

• The SEC has had more of its former players on NFL rosters in the last 10 seasons than any other conference. Since 2006, the SEC has averaged 297 players per year on NFL opening weekend rosters, as well as 332 over the last five years.

• During the last ten completed NFL seasons (2005-15), the SEC had had five of its former players named NFL MVP (2005, Shaun Alexander, RB, Alabama with Seattle; 2008-09-13, Peyton Manning, QB, Tennessee with Indianapolis and Denver; 2015, Cam Newton, QB, Auburn with Carolina).

• During the last nine Super Bowls (2006-13), three former SEC players have been named game MVP (2006 – Hines Ward, WR, Georgia with Pittsburgh; 2007 – Peyton Manning, QB, Tennessee with Indianapolis; 2008 and 2012– Eli Manning, QB, Ole Miss with New York Giants. Von Miller of Texas A&M was named MVP of Super Bowl 50, although his final year was the Aggies final season prior to joining the SEC.

### SEC ON NFL ROSTERS

	2006	2007	2008	2009	2010	2011	2012	2013	2014	2015
SEC –	266	263	259	263	272	283	257	340	345	355

• The Southeastern Conference led the nation in 2016 with an all-time high 362 former players on opening weekend 53-man active rosters, including injured reserve.

• The SEC led the nation's conferences in draft picks for the ninth consecutive year in 2015. The last time that the SEC did not top the conference draft list was in 2006, when the ACC had 52, the Big Ten had 41 and the SEC had 37.

• The nation-leading 54 NFL Draft picks are the second most in SEC history, trailing only the 63 in 2013.

• The SEC has averaged over 50 selections per draft since 2006.

• The SEC had seven First Round picks in 2015. During the last nine NFL Drafts, the SEC has a nation-leading 81 players taken in the opening round, an average of nine per season.

• Over the last five NFL Drafts, the SEC has now accounted for 40% of the Top 10 selections.

• Six SEC schools had a player drafted in the First Round in 2015.

• This is the 13th time in last 17 NFL Drafts, and fifth in a row, the SEC has had a Top 3 pick.

• This marks the fifth time since 2008 the SEC had multiple Top 5 picks.

• For the second straight year and fourth of last seven NFL Drafts, half of the Top 4 selections are from the SEC.

• The SEC has now had at least three Top 10 selections in the NFL Draft every year since 2007.

• The SEC now has 26 Top 10 picks since 2009 and 32 since 2007.

• At least one Florida player has been selected in every NFL draft since 1952, the longest streak in SEC history. The Gators have had five First Round picks in the last three NFL Drafts. Florida has had a first round pick in eight of the last nine years.

• Since 2009, Top 10 NFL picks by league: SEC (26); Big 12 (17); ACC (12); Pac-12 (10); MAC (2); AAC (1), BYU (1), B1G (1).

• Seven of the first 24 selections of the 2015 NFL Draft were from the SEC.

• This is the ninth year in a row and 11th in last 13 NFL Drafts the SEC has had multiple picks in the Top 7.

• Over the last 17 NFL Drafts, the SEC has had the No. 1 pick seven times; Have also had a Top 3 pick 13 times and Top 5 pick 16 times.

• Prior to 2015 Draft, the last time a Florida player was the top SEC pick in the NFL Draft - 2001 (Gerard Warren - No. 3).

• Alabama has the most First Round picks nationally since 2007 with 16. Florida and LSU are tied for second with 12.

• Bud Dupree is the first Kentucky player drafted in NFL first round since Dewayne Robertson in 2003 (No. 4).

• Texas A&M has had at least one First Round selection each year since joining the SEC, while Missouri has had an opening round pick two of those three seasons.

### SEC NFL DRAFT SELECTIONS

	2006	2007	2008	2009	2010	2011	2012	2013	2014	2015
SEC -	37	41	35	37	49	38	42	63	49	54
ACC -	52	31	33	33	31	35	31	31	42	47
Big Ten -	41	34	28	28	34	29	41	22	30	35
Pac-12 -	32	25	34	32	29	31	28	28	34	39
Big 12 -	29	28	29	28	30	30	26	22	17	25

The SEC led the nation's conferences in draft picks for the ninth consecutive year. The last time that the SEC did not top the conference draft list was in 2006, when the Big Ten had 41 and the SEC had 37.

### SEC IN THE NFL SUCCESS

• Former Southeastern Conference football players have had success in the National Football League. Here is a snapshot of that success since 2000.

#### 2000s All-Decade Team

OG - Alan Faneca, LSU (Pittsburgh, N.Y. Jets, Arizona)  
 C - Kevin Mawae, LSU (Seattle, N.Y. Jets, Tennessee)  
 QB - Peyton Manning, Tennessee (Indianapolis)  
 RB - Jamal Lewis, Tennessee (Baltimore, Cleveland)  
 RB - Shaun Alexander, Alabama (Seattle, Washington)  
 DT - Richard Seymour, Georgia (New England, Oakland)  
 CB - Champ Bailey, Georgia (Washington, Denver)

#### NFL MVPs

2003 - Peyton Manning, Indianapolis (Tennessee)  
 Jamal Lewis, Baltimore (Tennessee)  
 2004 - Peyton Manning, Indianapolis (Tennessee)  
 2005 - Shaun Alexander, Seattle (Alabama)  
 2008 - Peyton Manning, Indianapolis (Tennessee)  
 2009 - Peyton Manning, Indianapolis (Tennessee)  
 2013 - Peyton Manning, Denver (Tennessee)  
 2015 - Cam Newton, Carolina (Auburn)

#### Super Bowl MVPs

XL - Hines Ward, Pittsburgh (Georgia)  
 XLI - Peyton Manning, Indianapolis (Tennessee)  
 XLII - Eli Manning, New York Giants (Ole Miss)  
 XLVI - Eli Manning, New York Giants (Ole Miss)  
 50 - \*Von Miller, Denver Broncos (Texas A&M)

\*-Final season at Texas A&M was season prior to school joining the SEC.

A nation-leading 23 players hailing from current Southeastern Conference institutions were on the rosters of the Denver Broncos and Carolina Panthers, the two National Football League teams who met in Super Bowl 50 on February 7.

Tennessee leads the SEC and is second in the nation with four former players, while Alabama, Florida and Georgia had three each. Twelve SEC schools had at least one player represented in the Super Bowl.

The SEC also led the nation once again in 2016 in the number of underclassmen declaring for the NFL Draft (28) and number of former players invited to the NFL Combine (74).

WINNINGEST SEC COACHES - ALL GAMES AT SEC INSTITUTIONS

Wins	Coach (Schools)	Seasons	W-L-T
1. 292	Paul "Bear" Bryant (Kentucky/Alabama)	UK 1946-53 UA 1958-82	60-23-5 232-46-9
2. 208	Steve Spurrier (Florida/South Carolina)	UF 1990-2001 SC 2005-2015	122-27-1 86-49
3. 201	Vince Dooley (Georgia)	1964-88	201-77-10
4. 197	Dan McGugin (Vanderbilt)	1904-17; 1919-34	197-55-19
5. 190	John Vaught (Ole Miss)	1947-70; 1973	190-61-12
6. 176	Ralph "Shug" Jordan (Auburn)	1951-75	176-83-6
7. 173	Robert Neyland (Tennessee)	1926-34; 1936-40; 1946-52	173-31-12
<b>8. 161</b>	<b>Nick Saban (LSU/Alabama)</b>	<b>LS 2000-04</b> <b>UA 2007-present</b>	<b>48-16</b> <b>113-18</b>
9. 154	Mark Richt (Georgia)	2001-2015	154-52
10. 152	Phillip Fulmer (Tennessee)	1992-2008	152-52
11. 140	Wallace Butts (Georgia)	1939-60	140-86-9
12. 137	Charlie McClendon (LSU)	1962-79	137-59-7
13. 122	Mike Donahue (Auburn/LSU)	AU 1904-06; 1908-22 LSU 1923-27	99-35-5 23-19-3
14. 115	Johnny Majors (Tennessee)	1977-92	115-62-8
115	Frank Thomas (Alabama)	1931-46	115-24-7
16. 114	Les Miles (LSU)	2005-16	114-34
17. 110	Tommy Tuberville (Ole Miss/Auburn)	UM 1995-98 AU 1999-2008	25-20 85-40
18. 104	Doug Dickey (Tennessee/Florida)	UT 1964-69 UF 1970-78	46-15-4 58-42-2
19. 99	Pat Dye (Auburn)	1981-92	99-39-4
99	Houston Nutt (Ole Miss/Arkansas)	AR 1998-2007 UM 2008-2011	75-48 24-26
21. 98	Harry Mehre (Georgia/Ole Miss)	UG 1928-37 UM 1938-45	59-34-6 39-26-1
22. 83	Bernie Moore (LSU)	1935-47	83-39-6
23. 75	Jackie Sherrill (Mississippi State)	1991-2002	75-75-2
24. 70	Ray Graves (Florida)	1960-69	70-31-4
25. 67	Billy Brewer (Ole Miss)	1983-93	67-55-3

Minimum 50 Victories

WINNINGEST SEC COACHES - SEC REGULAR-SEASON GAMES

Wins	Coach (Schools)	Seasons	W-L-T
1. 159	Paul "Bear" Bryant (Kentucky/Alabama)	UK 1946-53 UA 1958-82	22-18-4 137-28-5
2. 131	Steve Spurrier (Florida/South Carolina)	UF 1990-2001 SC 2005-2015	87-14 44-39
3. 106	John Vaught (Ole Miss)	1947-70; 1973	106-41-10
4. 105	Vince Dooley (Georgia)	1964-88	105-41-4
<b>5. 103</b>	<b>Nick Saban (Alabama/LSU)</b>	<b>LS 2000-04</b> <b>UA 2007-present</b>	<b>30-12</b> <b>73-13</b>
6. 98	Ralph "Shug" Jordan (Auburn)	1951-75	98-63-4
98	Phillip Fulmer (Tennessee)	1992-2008	98-36
8. 85	Mark Richt (Georgia)	2001-2015	85-40
9. 67	Wallace Butts (Georgia)	1939-60	67-60-5
10. 64	Les Miles (LSU)	2005-16	64-29
64	Tommy Tuberville (Ole Miss/Auburn)	UM 1995-98 AU 1999-2008	12-20 52-29
12. 62	Charlie McClendon (LSU)	1962-79	62-38-0
62	Robert Neyland (Tennessee)	1926-34; 1936-40; 1946-52	62-15-5
14. 59	Frank Thomas (Alabama)	1931-46	59-16-6
15. 57	Johnny Majors (Tennessee)	1977-92	57-40-3
16. 52	Houston Nutt (Ole Miss/Arkansas)	AR 1998-2007 UM 2008-2011	42-38 10-24
17. 49	Doug Dickey (Tennessee/Florida)	UT 1964-69 UF 1970-78	21-10-4 28-28-1
18. 48	Pat Dye (Auburn)	1981-92	48-27-1
19. 43	Jackie Sherrill (Mississippi State)	1991-2003	43-52-1
20. 39	Urban Meyer (Florida)	2005-10	39-13
21. 38	Gene Stallings (Alabama)	1990-96	38-16-0
22. 36	Ray Graves (Florida)	1960-69	36-19-3
23. 34	Harold "Red" Drew (Ole Miss/Alabama)	UM 1946 UA 1947-54	1-6-0 33-21-7
24. 33	Billy Brewer (Ole Miss)	1983-93	33-41-0
25. 30	Terry Bowden (Auburn)	1993-98	30-14-1

Minimum 25 Victories /Includes SEC Championship Games

SEC COACHING RECORDS

Coach, Team	COLLEGIATE OVERALL RECORD		ALL GAMES AT SEC SCHOOLS		SEC vs. SEC# GAMES ONLY	
	W-L-T	Pct.	W-L-T	Pct.	W-L-T	Pct.
Nick Saban, Alabama	204-60-1	.772	161-34 (8)	.826 (2)	103-25 (5)	.805 (1)
Bret Bielema, Arkansas	93-49	.655	25-25	.500	10-22	.313
Gus Malzahn, Auburn	44-20	.688	35-17	.673	19-14	.576
Jim McElwain, Florida	32-18	.640	18-8	.692	12-5	.706
Kirby Smart, Georgia	7-5	.583	7-5	.583	4-4	.500
Mark Stoops, Kentucky	19-29	.396	19-29	.396	8-24	.250
Ed Orgeron, LSU	21-29	.420	15-27	.357	7-23	.233
Hugh Freeze, Ole Miss	69-32	.683	39-25	.609	19-21	.475
Dan Mullen, Mississippi State	60-42	.588	60-42	.588	29-35	.453
Barry Odom, Missouri	4-8	.333	4-8	.333	2-6	.250
Will Muschamp, South Carolina	34-27	.557	34-27	.557	20-20	.500
Butch Jones, Tennessee	79-48	.622	29-21	.580	14-18	.438
Kevin Sumlin, Texas A&M	79-37	.681	44-19	.698	22-18	.550
Derek Mason, Vanderbilt	13-23	.361	13-23	.361	5-19	.208

W-L-T Ranking indicates number of wins; Pct. ranking indicates highest winning percentage (To be listed among career leaders, must have min. 5 years coaching)  
 # - includes SEC Championship Game / ( ) - Current SEC Coaches' Rankings among Career Leaders

STARTING QUARTERBACKS IN THE SEC (2016)

School	Quarterback(s)	Record	IN WINS -----				IN LOSSES -----			
			A-C-I	Yards	TD	Pct.	A-C-I	Yards	TD	Pct.
Alabama	Blake Barnett	1-0	6-5-0	100	1	83.3	N/A			
	Jalen Hurts	12-0	337-220-9	2,592	22	65.3	N/A			
Arkansas	Austin Allen	7-5	180-118-4	1,636	16	65.6	190-107-8	1,516	7	56.3
Auburn	Sean White	9-6	167-116-2	1,634	8	69.5	156-85-4	993	1	54.5
	John Franklin	1-0	4-2-0	9	0	50.0	N/A			
Florida	Jeremy Johnson	7-5	161-111-7	1,451	15	68.9	75-40-1	338	2	53.3
	Luke Del Rio	5-1	164-95-6	893	8	57.9	37-19-2	229	0	51.4
Georgia	Austin Appleby	3-3	66-43-1	489	3	65.2	113-68-4	706	5	60.2
	Greyson Lambert	11-2	208-142-1	1,648	10	68.3	56-25-1	365	2	44.6
Kentucky	Jacob Eason	6-5	185-103-3	1,290	9	55.7	164-89-4	976	5	54.3
	Drew Barker	2-3	31-17-1	130	0	54.8	56-23-4	461	4	41.1
LSU	Stephen Johnson	5-3	126-68-4	1,022	5	54.0	71-35-2	384	0	49.3
	Luke Wright	1-0	4-3-1	28	0	75.0				
Ole Miss	Brandon Harris	10-5	176-96-3	1,443	10	54.5	140-68-6	912	4	48.6
	Danny Etling	6-3	150-98-2	1,392	7	65.3	76-40-1	414	1	52.6
Mississippi State	Chad Kelly	14-8	455-299-11	4,131	32	65.7	331-203-11	2,660	18	61.3
	Shea Patterson	1-2	42-25-1	338	2	59.5	90-47-2	542	4	52.2
Missouri	Nick Fitzgerald	5-7	150-91-5	1,218	15	60.7	184-92-5	1,069	6	50.0
South Carolina	Drew Lock	6-14	192-128-1	1,752	16	66.7	480-223-16	2,335	9	46.5
	Perry Orth	2-9	47-28-1	424	1	59.6	256-148-8	1,811	10	57.8
Tennessee	Brandon McIlwain	1-2	28-16-0	195	0	57.1	45-24-1	211	0	53.3
	Jake Bentley	4-2	97-68-0	776	6	70.1	50-25-2	254	0	50.0
Texas A&M	Joshua Dobbs	22-12	554-347-14	4,362	43	62.6	363-220-12	2,218	7	60.6
Vanderbilt	Trevor Knight	7-3	239-130-5	1,704	11	54.4	75-33-1	418	5	44.0
	Jake Hubenak	1-1	32-19-0	248	1	59.3	27-16-1	213	2	59.3
	Kyle Shurmur	8-9	208-116-2	1,588	9	55.8	224-113-8	1,166	5	50.4



**SEC vs. NON-CONFERENCE TEAMS**

[Conference alignment at times games were played]

**2016 SEC NON-CONFERENCE RECORD [42-12 (.778)]**

(Includes Bowl Games)

Conference	2016			Since 1995*
	App.	W-L	Pct.	
American	2	2-0	1.000	32-32 (.500) #
Atlantic Coast	9	3-6	.333	101-69 (.594)
Big Ten	1	0-1	.000	51-34 (.600)
Big 12	2	1-1	.500	46-31-1 (.596)
Conference USA	9	7-2	.778	139-27 (.837)
Mid-American	4	4-0	1.000	63-6 (.913)
Mountain West	0	0-0	-	19-7 (.731)
Pac-12	2	2-0	1.000	21-14 (.600)
Sun Belt	7	6-1	.857	153-8 (.950)
Western Athletic	0	0-0	-	50-7 (.877)
FBS Independent	9	8-1	.889	55-18 (.753)
Non-FBS	9	9-0	-	157-4 (.975)

\*-using alignment during year played.

# - formerly BIG EAST.

**SEC NON-CONFERENCE RECORD (Since 1992)**

Year	Regular Season			
	App.	W-L	Pct.	Bowls
1992	36	27-9	.750	5-1
1993	36	28-7-1	.792	2-2
1994	36	27-8-1	.764	3-2
1995	36	29-7	.806	2-4
1996	36	27-9	.750	5-0
1997	36	32-4	.889	5-1
1998	36	27-9	.750	4-4
1999	36	28-8	.778	4-4
2000	36	27-9	.750	4-5
2001	36	29-7	.806	5-3
2002	49	37-12	.755	3-4
2003	46	31-15	.674	5-2
2004	36	25-11	.694	3-3
2005	36	27-9	.750	3-3
2006	48	41-7	.854	6-3
2007	48	40-8	.825	7-2
2008	48	37-11	.771	6-2
2009	48	42-6	.875	6-4
2010	48	41-7	.854	5-5
2011	48	42-6	.875	5-2
2012	56	48-8	.857	6-3
2013	56	47-9	.839	7-3
2014	55	48-7	.863	7-5
2015	55	45-10	.815	9-2
2016	54	42-12	.778	-
<b>TOTALS</b>	<b>1091</b>	<b>874-215-2</b>	<b>.802</b>	<b>117-69 (.629)</b>
<b>TOTAL w/ BOWLS</b>	<b>1260</b>	<b>991-284-2</b>	<b>.787</b>	

**NON-CONFERENCE RECORDS (Does not include bowl games)**

School	SINCE 1933					SINCE 2000					Current Streak
	Games	Won	Lost	Tied	Pct.	Games	Won	Lost	Tied	Pct.	
Alabama	331	264	61	6	.807	64	53	11	0	.828	W33
Arkansas	88	71	17	0	.807	64	56	8	0	.875	W5
Auburn	334	252	74	8	.766	64	53	11	0	.828	W3
Florida	358	244	105	9	.694	63	49	14	0	.778	L1
Georgia	385	282	89	14	.751	64	56	8	0	.875	L1
Kentucky	344	234	101	9	.693	64	47	17	0	.734	W3
LSU	364	274	79	11	.768	62	59	3	0	.952	W2
Ole Miss	352	257	87	8	.741	64	48	16	0	.750	W3
Mississippi State	328	235	83	8	.729	64	45	19	0	.703	W1
Missouri	20	16	4	0	.800	20	16	4	0	.800	L1
South Carolina	88	65	23	0	.739	64	52	12	0	.813	L1
Tennessee	367	290	68	9	.802	64	53	11	0	.828	W6
Texas A&M	20	20	0	0	1.000	20	20	0	0	1.000	W20
Vanderbilt	327	198	120	9	.619	64	40	24	0	.625	W2
<b>TOTALS</b>	<b>3670</b>	<b>2696</b>	<b>911</b>	<b>91</b>	<b>.747</b>	<b>799</b>	<b>641</b>	<b>158</b>	<b>0</b>	<b>.802</b>	<b>---</b>

STATE OF THE SEC

Record Last Five Years (2012-Current)

	W-L		Pct.		SEC Champ		SEC	National	AP
	W-L	Pct.	Bowls	Game App.	Champ	Champ	Champ	Top 25	
Alabama	63-6	.913	5	4	4	2	4		
Georgia	47-18	.723	5	2	0	0	2		
LSU	44-18	.710	5	0	0	0	3		
Texas A&M	44-20	.688	5	0	0	0	2		
Florida	40-23	.635	4	2	0	0	2		
Ole Miss	39-25	.609	4	0	0	0	2		
Mississippi State	39-25	.609	5	0	0	0	1		
South Carolina	38-25	.603	4	0	0	0	2		
Auburn	38-26	.594	4	1	1	0	2		
Missouri	37-27	.578	2	2	0	0	2		
Tennessee	34-28	.548	3	0	0	0	1		
Vanderbilt	31-31	.500	3	0	0	0	2		
Arkansas	29-33	.468	3	0	0	0	0		
Kentucky	21-39	.350	1	0	0	0	0		

Record Last 10 Years (2004-Current)

	W-L		Pct.		SEC Champ		SEC	National	AP
	W-L	Pct.	Bowls	Game App	Champ	Champ	Champ	Top 25	
Alabama	113-18	.863	10	6	5	4	8		
LSU	97-32	.752	10	2	2	1	7		
Georgia	92-39	.702	10	2	0	0	5		
Florida	90-40	.692	9	4	1	1	5		
Missouri	85-46	.649	7	2	0	0	5		
Auburn	82-47	.636	8	2	2	1	4		
South Carolina	78-50	.609	8	1	0	0	4		
Texas A&M	77-51	.602	9	0	0	0	3		
Mississippi State	72-55	.567	8	0	0	0	2		
Arkansas	71-55	.563	7	0	0	0	2		
Tennessee	67-59	.532	6	1	0	0	2		
Ole Miss	66-60	.524	6	0	0	0	4		
Kentucky	54-70	.435	5	0	0	0	0		
Vanderbilt	53-71	.427	5	0	0	0	2		

SHUTOUTS IN THE SEC SINCE 1992

Which defenses in the SEC have posted the most shutouts since 1992:

Team	Total	Last
Alabama	30	11/5/16 vs. LSU (10-0)
Arkansas	8	11/22/14 vs. Ole Miss (30-0)
Auburn	15	11/19/16 vs. Alabama A&M (55-0)
Georgia	12	10/11/14 vs. Missouri (34-0)
Florida	12	9/17/16 vs. North Texas (32-0)
Kentucky	5	9/5/09 vs. Miami, Ohio (42-0)
LSU	18	9/13/14 vs. UL-Monroe (31-0)
Ole Miss	13	11/8/14 vs. Presbyterian (48-0)
Mississippi State	9	11/22/14 vs. Vanderbilt (51-0)
Missouri	9	9/24/16 vs. Delaware State (79-0)
South Carolina	7	8/28/08 vs. N.C. State (34-0)
Tennessee	18	11/5/16 vs. Tennessee Tech (55-0)
Texas A&M	11	9/10/16 vs. Prairie View A&M (67-0)
Vanderbilt	4	11/3/12 vs. Kentucky (40-0)

SEC'S BEST ROAD TEAMS SINCE 1992

Which SEC team has the best record away from home in league games since 1992 (includes neutral site games/does not include SEC Championship Game):

Team	W-L	Pct.
Florida	79-32	.712
Alabama	71-32	.689
Georgia	70-42-1	.624
Tennessee	58-43	.574
Auburn	56-44	.560
LSU	53-45-1	.546
South Carolina	39-63	.382
Arkansas	37-61-2	.380
Ole Miss	31-68	.313
Mississippi State	30-69-1	.305
Kentucky	25-75	.250
Vanderbilt	19-82	.188
-----		
Texas A&M	16-7	.696
Missouri	9-11	.450

CLOSE LOSSES SINCE 2003

Team	Total		
	Losses	1-7 Margin	Pct.
Georgia	49	30	.612
Alabama	41	25	.610
LSU	39	20	.513
Florida	53	24	.453
South Carolina	72	32	.444
Arkansas	72	31	.431
Auburn	57	23	.404
Tennessee	72	29	.403
Texas A&M	74	29	.392
Ole Miss	86	33	.384
Vanderbilt	101	37	.366
Missouri	64	20	.313
Kentucky	97	30	.309
Mississippi State	88	22	.250

EASTERN DIVISION vs. WESTERN DIVISION

(Since 1992 • DOES NOT INCLUDE SEC CHAMPIONSHIP GAME)

EASTERN vs. Western	W	L	T	Pct.	Streak
Florida	41	29	0	.586	W1
Georgia	46	23	1	.664	W1
Kentucky	24	46	0	.333	W1
Missouri	5	5	0	.500	W1
South Carolina	24	45	1	.350	L6
Tennessee	36	33	1	.521	L13
Vanderbilt	13	57	0	.186	W1
TOTALS	189	238	3	.443	
-----					
WESTERN vs. Eastern	W	L	T	Pct.	Streak
Alabama	50	19	1	.721	W14
Arkansas	30	40	0	.429	L1
Auburn	42	27	1	.607	L1
LSU	38	31	1	.550	L1
Ole Miss	34	36	0	.486	L1
Mississippi State	37	33	0	.536	L1
Texas A&M	7	3	0	.700	W4
TOTALS	238	189	3	.557	

SEC NEWS & NOTES

SEC FOOTBALL SERIES MARGINS SINCE 2000 (Min. 10 games played / Includes 2016 games)

Series	G	Total	Avg.				
		Margin	Margin	1-9	10-19	20-29	30+
South Carolina-Tennessee	17	124	7.29	12	4	1	0
Georgia-South Carolina	17	187	11.00	9	4	2	1
Florida-Tennessee	17	189	11.12	7	8	1	1
Kentucky-Mississippi State	17	196	11.53	8	6	3	0
Alabama-LSU	18	209	11.61	9	5	3	1
Georgia-Tennessee	17	198	11.65	9	4	4	0
Florida-Georgia	17	202	11.88	9	5	2	1
Auburn-Ole Miss	17	203	11.94	8	5	4	0
LSU-Ole Miss	17	208	12.24	9	5	1	2
Ole Miss-Vanderbilt	17	209	12.29	9	5	2	1
South Carolina-Vanderbilt	17	209	12.29	7	8	1	1
Arkansas-LSU	17	209	12.29	10	3	3	1
Kentucky-South Carolina	17	213	12.53	12	1	2	2
Kentucky-Vanderbilt	17	229	13.47	6	6	2	2
Florida-LSU	17	231	13.59	9	3	2	3
Auburn-LSU	17	238	14.00	8	3	4	2
Arkansas-Ole Miss	17	240	14.12	7	5	1	4
Arkansas-Mississippi State	17	248	14.59	9	3	2	3
Auburn-Georgia	17	248	14.59	9	3	3	2
Kentucky-Tennessee	17	249	14.65	6	6	2	3
Alabama-Auburn	17	250	14.71	8	5	2	2
Arkansas-South Carolina	14	219	15.64	5	4	4	1
Auburn-Mississippi State	17	270	15.88	8	2	5	2
Tennessee-Vanderbilt	17	266	15.65	8	3	4	2
Alabama-Ole Miss	17	263	15.47	8	4	1	4
Ole Miss-Mississippi State	17	272	16.00	5	7	2	3
Alabama-Tennessee	17	291	17.12	6	3	3	5
Florida-South Carolina	17	294	17.29	5	3	4	4
Arkansas-Auburn	17	297	17.47	5	6	5	1
Georgia-Kentucky	17	297	17.47	7	3	3	4
Georgia-Vanderbilt	17	304	17.88	5	6	2	4
Alabama-Arkansas	17	309	18.18	6	5	3	3
Florida-Vanderbilt	17	322	18.94	6	4	5	2
Alabama-Mississippi State	17	339	19.94	3	5	5	3
LSU-Mississippi State	17	371	21.82	5	3	2	7
Florida-Kentucky	17	405	23.82	5	2	3	7

SEC ALL-TIME RECORDS BY WINNING PERCENTAGE (Min. 23 starts)

1.	Jay Barker, Alabama (1991-94)	35-2-1 (.934)
2.	Danny Wuerffel, Florida (1993-96)	32-3-1 (.903)
T3.	AJ McCarron, Alabama (2010-13)	36-4 (.900)
T3.	Buck Belue, Georgia (1978-81)	27-3 (.900)
5.	John Lastinger, Georgia (1981-83)	20-2-1 (.891)
6.	Greg McElroy, Alabama (2007-10)	24-3 (.889)
7.	Tee Martin, Tennessee (1996-99)	22-3 (.880)
8.	Terry Davis, Alabama (1971-72)	21-3 (.875)
9.	Bobby Scott, Tennessee (1968-70)	20-3 (.869)
10.	Peyton Manning, Tennessee (1994-97)	39-6 (.867)
11.	Tim Tebow, Florida (2006-09)	35-6 (.866)
12.	Reggie Slack, Auburn (1986-89)	22-4 (.846)
13.	Connor Shaw, South Carolina (2010-13)	27-5 (.844)
14.	John Rauch, Georgia (1945-48)	36-8-1 (.811)
15.	David Greene, Georgia (2001-04)	42-10 (.808)
16.	Matthew Stafford, Georgia (2006-08)	28-7 (.800)
17.	Shane Matthews, Florida (1990-92)	27-7 (.794)
18.	Heath Shuler, Tennessee (1991-93)	19-5 (.792)
19.	Andy Kelly, Tennessee (1988-91)	24-5-2 (.790)
20.	Babe Parilli, Kentucky (1949-51)	28-8 (.778)
21.	Jason Campbell, Auburn (2001-04)	31-9 (.775)
22.	Casey Clausen, Tennessee (2000-03)	34-10 (.773)

CURRENT CONSECUTIVE GAMES WITHOUT BEING SHUTOUT

Southeastern Conference	Gms	Last Time Shutout
1.	*Florida	360 Oct. 29, 1988 (lost to Auburn, 16-0)
2.	Tennessee	284 Sept. 17, 1994 (lost to Florida, 31-0)
3.	Georgia	273 Sept. 30, 1995 (lost to Alabama, 31-0)
4.	Alabama	211 Nov. 18, 2000 (lost to Auburn, 9-0)
5.	South Carolina	140 Sept. 9, 2006 (lost to Georgia, 18-0)
6.	Mississippi State	102 Nov. 28, 2008 (lost to Ole Miss, 45-0)
7.	Auburn	52 Nov. 24, 2012 (lost to Alabama, 49-0)
8.	Kentucky	50 Nov. 3, 2012 (lost to Vanderbilt, 40-0)
9.	Arkansas	41 Oct. 19, 2013 (lost to Alabama, 52-0)
10.	Missouri	32 Oct. 11, 2014 (lost to Missouri, 34-0)
11.	Texas A&M	30 Oct. 18, 2014 (lost to Alabama, 59-0)
12.	Ole Miss	27 Nov. 22, 2014 (lost to Arkansas, 30-0)
13.	Vanderbilt	12 Nov. 21, 2015 (lost to Texas A&M, 25-0)
13.	LSU	3 Nov. 5, 2016 (lost to Alabama, 10-0)

\* - Longest active streak in NCAA FBS.

SEC STATISTICAL TRENDS

Below are some statistical trends in the SEC since conference expansion in 1992 through the 2015 season (Averages per Game Only):

Category	1992	1993	1994	1995	1996	1997	1998	1999	2000	2001	2002	2003	2004	2005	2006	2007	2008	2009	2010	2011	2012	2013	2014	2015
Scoring Offense	21.7	24.7	26.3	27.1	24.6	25.7	25.9	24.9	26.4	27.7	25.6	27.3	25.0	24.1	25.4	30.3	25.6	28.4	31.0	27.3	30.4	31.7	31.5	28.4
Total Offense	335.1	367.2	366.9	376.7	344.7	372.6	376.4	349.5	364.8	399.2	360.4	376.9	368.9	348.3	351.6	385.9	342.9	378.6	400.2	355.0	402.4	432.5	417.7	399.6
Rushing Offense	167.4	169.8	165.1	153.7	144.7	137.9	144.0	127.7	140.9	154.1	163.9	157.8	166.6	141.4	140.5	168.4	147.1	175.8	175.2	161.1	168.4	197.0	189.0	177.1
Passing Offense	167.7	197.4	201.8	223.0	200.0	234.7	232.4	221.8	223.9	245.1	196.5	219.1	202.3	206.9	211.1	217.5	195.8	202.8	225.0	193.9	234.0	235.5	228.7	222.4
Percent Run	49.9%	46.2%	44.9%	40.8%	41.9%	37.0%	38.3%	36.5%	38.6%	38.6%	45.5%	41.9%	45.2%	40.6%	39.9%	43.6%	42.9%	46.4%	43.8%	45.4%	41.8%	45.5%	45.2%	44.3%
Percent Pass	50.1%	53.8%	55.1%	59.2%	58.1%	63.0%	61.7%	63.5%	61.4%	61.4%	54.5%	58.1%	54.8%	59.4%	60.1%	56.8%	57.1%	53.6%	56.2%	54.6%	58.2%	54.5%	54.8%	55.7%
Scoring Defense	18.8	19.6	21.7	22.5	20.9	21.2	22.3	21.0	22.2	23.7	21.2	22.5	21.2	20.7	19.4	23.8	20.5	20.8	23.7	20.7	23.0	24.8	23.4	21.9
Total Defense	315.1	329.9	340.9	349.0	320.3	339.1	349.5	322.4	337.1	372.5	329.2	346.6	336.9	327.6	315.0	352.9	309.4	328.7	350.3	320.7	361.3	379.8	370.3	358.1
Rushing Defense	145.8	146.1	151.4	141.6	131.7	121.6	132.9	107.3	128.8	140.7	143.1	137.7	149.5	131.7	128.4	147.4	122.3	140.7	141.2	143.8	140.2	161.0	157.7	151.0
Passing Defense	169.3	183.8	189.5	207.4	188.6	217.5	216.6	215.1	208.3	231.8	186.1	208.9	187.4	195.9	186.6	205.5	187.1	188.0	209.1	176.9	221.2	218.7	212.6	207.1
Percent Run	46.3%	44.3%	44.4%	40.6%	41.1%	35.9%	38.0%	33.3%	38.2%	37.8%	43.5%	39.7%	44.4%	40.2%	40.8%	41.8%	39.5%	42.8%	40.3%	44.8%	38.7%	42.4%	42.6%	42.3%
Percent Pass	53.7%	55.7%	55.6%	59.4%	58.9%	64.1%	62.0%	66.7%	61.8%	62.2%	56.5%	60.3%	55.6%	58.8%	59.2%	58.2%	60.5%	57.2%	59.7%	55.2%	61.3%	57.6%	57.4%	57.8%

SEC CAREER STATISTICAL LEADERS

Total Offensive Yards Gained

1. 13,562 - Aaron Murray, Georgia (396 rushing, 13,166 passing).....2010-13
2. 12,232 - Tim Tebow, Florida (2,947 rushing, 9,285 passing).....2006-09
3. 11,897 - Dak Prescott, Mississippi State (2,521 rushing, 9,376 passing).....2012-15
4. 11,380 - Chris Leak, Florida (137 rushing, 11,213 passing, 30 receiving).....2003-06
5. 11,270 - David Greene, Georgia (-258 rushing, 11,528 passing).....2001-04
6. 11,020 - Peyton Manning, Tennessee (-181 rushing, 11,201 passing).....1994-97
7. 10,841 - Eric Zeier, Georgia (-312 rushing, 11,153 passing).....1991-94
8. 10,637 - Jared Lorenzen, Kentucky (279 rushing, 10,354 passing) .....2000-03
9. 10,500 - Danny Wuerffel, Florida (-375 rushing, 10,875 passing) .....1993-96
10. 10,478 - Bo Wallace, Ole Miss (944 rushing, 9,534 passing) .....2012-15

Highest Active Players

1. 8,889 - Joshua Dobbs, Tennessee .....2013-16
2. 7,632 - Chad Kelly, Ole Miss .....2015-16
3. 4,882 - Drew Lock, Missouri .....2015-16
4. 3,892 - Nick Fitzgerald, Mississippi State .....2014-16
5. 3,830 - Leonard Fournette, LSU .....2014-16
6. 3,433 - Jalen Hurts, Alabama .....2016
7. 3,236 - Ralph Webb, Vanderbilt .....2014-16
8. 3,231 - Austin Allen, Arkansas .....2014-16
9. 3,162 - Nick Chubb, Georgia .....2014-16
10. 3,126 - Brandon Harris, LSU .....2014-16

Touchdown Responsibility

1. 145 - Tim Tebow, Florida (57 rushing, 88 passing).....2006-09
2. 137 - Aaron Murray, Georgia (16 rushing, 121 passing).....2010-13
3. 122 - Danny Wuerffel, Florida (8 rushing, 114 passing).....1993-96
4. 114 - Dak Prescott, Mississippi State (41 rushing, 70 passing, 3 rec.) .....2012-15
5. 101 - Peyton Manning, Tennessee (12 rushing, 89 passing) .....1994-97
- 101 - Chris Leak, Florida (13 rushing, 88 passing) .....2003-06
7. 93 - Johnny Manziel, Texas A&M (30 rushing, 63 passing) .....2012-13
8. 90 - Jared Lorenzen, Kentucky (12 rushing, 78 passing) .....2000-03
9. 86 - Eli Manning, Ole Miss (5 rushing, 81 passing) .....2000-03
10. 84 - Andre Woodson, Kentucky (5 rushing, 79 passing).....2004-07

Highest Active Players

1. 83 - Joshua Dobbs, Tennessee.....2013-16
2. 65 - Chad Kelly, Ole Miss.....2015-16
3. 41 - Leonard Fournette, LSU .....2014-16
- 41 - Nick Fitzgerald, Mississippi State .....2014-16
5. 30 - Nick Chubb, Georgia .....2014-16
- 30 - Drew Lock, Missouri.....2015-16
- 29 - Jeremy Johnson, Auburn .....2013-16
8. 28 - Josh Reynolds, Texas A&M .....2014-16
9. 27 - Brandon Harris, LSU .....2014-16
10. 26 - Trevor Knight, Texas A&M.....2016

Rushing Yards Gained

1. 5,259 - Herschel Walker, Georgia (33 games) .....1980-82
2. 4,590 - Darren McFadden, Arkansas (38 games).....2005-07
3. 4,557 - Kevin Faulk, LSU (41 games) .....1995-98
4. 4,303 - Bo Jackson, Auburn (38 games) .....1982-85
5. 4,163 - Errict Rhett, Florida (48 games).....1990-93
6. 4,050 - Dalton Hilliard, LSU (44 games).....1982-85
7. 4,035 - Charles Alexander, LSU (44 games) .....1975-78
8. 3,994 - Anthony Dixon, Mississippi State (47 games) .....2006-09
9. 3,928 - Emmitt Smith, Florida (31 games) .....1987-89
10. 3,835 - Sonny Collins, Kentucky (41 games) .....1972-75

Highest Active Players

1. 3,830 - Leonard Fournette, LSU .....2014-16
2. 3,236 - Ralph Webb, Vanderbilt .....2014-16
3. 3,162 - Nick Chubb, Georgia .....2014-16
4. 2,415 - Sony Michel, Georgia .....2014-16
5. 2,042 - Joshua Dobbs, Tennessee .....2013-16
6. 1,685 - Derrius Guice, LSU .....2015-16
7. 1,681 - Jojo Kemp, Kentucky .....2013-16
8. 1,580 - Rawleigh Williams, Arkansas .....2015-16

9. 1,370 - Nick Fitzgerald, Mississippi State .....2014-16
10. 1,369 - Ish Witter, Missouri .....2014-16

All-Purpose Yards

1. 6,833 - Kevin Faulk, LSU .....1995-98
2. 5,881 - Darren McFadden, Arkansas .....2005-07
3. 5,856 - Derek Abney, Kentucky .....2000-03
4. 5,749 - Herschel Walker, Georgia .....1980-82
5. 5,743 - Domanick Davis, LSU .....1999-2002
6. 5,596 - James Brooks, Auburn .....1977-80
7. 5,393 - Errict Rhett, Florida .....1990-93
8. 5,343 - Rafael Little, Kentucky .....2004-07
9. 5,330 - Dennis Johnson, Arkansas .....2008-12
10. 5,326 - Dalton Hilliard, LSU .....1982-85

Highest Active Players

1. 4,981 - Leonard Fournette, LSU .....2014-16
2. 3,656 - Ralph Webb, Vanderbilt .....2014-16
3. 3,493 - Nick Chubb, Georgia .....2014-16
4. 3,227 - Darrius Sims, Vanderbilt .....2013-16
5. 3,104 - Christian Kirk, Texas A&M .....2015-16
6. 2,906 - Sony Michel, Georgia .....2014-16
7. 2,881 - Fred Ross, Mississippi State .....2013-16
8. 2,634 - Josh Reynolds, Texas A&M .....2014-16
9. 2,453 - Brandon Holloway, Mississippi State .....2014-16
10. 2,414 - Derrius Guice, LSU .....2015-16

Pass Completions

1. 921 - Aaron Murray, Georgia (1,478 atts., 13,166 yards) .....2010-13
2. 895 - Chris Leak, Florida (1,458 atts., 11,213 yards) .....2003-06
3. 863 - Peyton Manning, Tennessee (1,402 atts., 11,201 yards).....1994-97
4. 862 - Jared Lorenzen, Kentucky (1,514 atts., 10,354 yards).....2000-03
5. 849 - David Greene, Georgia (1,440 atts., 11,528 yards).....2001-04
6. 838 - Eric Zeier, Georgia (1,402 atts., 11,153 yards).....1991-94
7. 829 - Eli Manning, Ole Miss (1,363 atts., 10,119 yards) .....2000-03
8. 795 - Tim Couch, Kentucky (1,184 atts., 8,435 yards) .....1996-98
9. 791 - Andre' Woodson, Kentucky (1,278 atts., 9,360 yards) .....2004-07
10. 775 - Casey Clausen, Tennessee (1,270 atts., 9,707 yards).....2000-03

Highest Active Players

1. 591 - Joshua Dobbs, Tennessee .....2013-16
2. 503 - Chad Kelly, Ole Miss .....2015-16
3. 366 - Drew Lock, Missouri .....2015-16
4. 236 - Austin Allen, Arkansas .....2014-16
5. 229 - Kyle Shurmur, Vanderbilt .....2015-16
6. 220 - Jalen Hurts, Alabama .....2016
7. 212 - Sean White, Auburn .....2014-16
8. 201 - Perry Orth, South Carolina .....2013-16
9. 194 - Nick Fitzgerald, Mississippi State .....2014-16
10. 192 - Jacob Eason, Georgia .....2016

Passing Yards

1. 13,166 - Aaron Murray, Georgia (921 of 1,478) .....2010-13
2. 11,528 - David Greene, Georgia (849 of 1,440).....2001-04
3. 11,213 - Chris Leak, Florida (895 of 1,458) .....2003-06
4. 11,201 - Peyton Manning, Tennessee (863 of 1,381).....1994-97
5. 11,153 - Eric Zeier, Georgia (838 of 1,402).....1991-94
6. 10,875 - Danny Wuerffel, Florida (708 of 1,170).....1993-96
7. 10,354 - Jared Lorenzen, Kentucky (862 of 1,514).....2000-03
8. 10,119 - Eli Manning, Ole Miss (829 of 1,363) .....2000-03
9. 9,707 - Casey Clausen, Tennessee (774 of 1,269).....2000-03
10. 9,534 - Bo Wallace, Ole Miss (747 of 1,186).....2012-15

SEC CAREER STATISTICAL LEADERS

Highest Active Players

1.	6,847 - Joshua Dobbs, Tennessee	2013-16
2.	6,800 - Chad Kelly, Ole Miss	2015-16
3.	4,731 - Drew Lock, Missouri	2015-16
4.	3,340 - Austin Allen, Arkansas	2014-16
5.	2,810 - Sean White, Auburn	2014-16
6.	2,756 - Brandon Harris, LSU	2014-16
7.	2,754 - Kyle Shurmur, Vanderbilt	2015-16
8.	2,595 - Perry Orth, South Carolina	2013-16
9.	2,592 - Jalen Hurts, Alabama	2016
10.	2,522 - Nick Fitzgerald, Mississippi State	2014-16

Consecutive Attempts Without An Interception

1.	325 - Andre Woodson, Kentucky	2006-07
2.	291 - AJ McCarron, Alabama	2011-12
3.	288 - Dak Prescott, Mississippi State	2014-15
4.	214 - David Greene, Georgia	2004
5.	203 - Tim Tebow, Florida	2008
6.	200 - Stewart Patridge, Ole Miss	1997
7.	190 - Brodie Croyle, Alabama	2005
8.	184 - Tyler Wilson, Arkansas	2011
9.	177 - Connor Shaw, South Carolina	2012-13
10.	176 - Eric Zeier, Georgia	1993-94
	176 - David Greene, Georgia	2002-03

Touchdown Passes

1.	121 - Aaron Murray, Georgia	2010-13
2.	114 - Danny Wuerffel, Florida	1993-96
3.	89 - Peyton Manning, Tennessee	1994-97
4.	88 - Chris Leak, Florida	2003-06
	88 - Tim Tebow, Florida	2006-09
6.	81 - Eli Manning, Ole Miss	2000-03
7.	79 - Andre' Woodson, Kentucky	2004-07
8.	78 - Jared Lorenzen, Kentucky	2000-03
9.	77 - Rex Grossman, Florida	2000-02
	77 - A.J. McCarron, Alabama	2010-13

Highest Active Players

1.	52 - Joshua Dobbs, Tennessee	2013-16
2.	50 - Chad Kelly, Ole Miss	2015-16
3.	27 - Drew Lock, Missouri	2015-16
4.	24 - Austin Allen, Arkansas	2014-16
	24 - Nick Fitzgerald, Mississippi State	2014-16
6.	22 - Jalen Hurts, Alabama	2016
7.	20 - Jeremy Johnson, Auburn	2013-16
	20 - Brandon Harris, LSU	2014-16
9.	16 - Trevor Knight, Texas A&M	2016
10.	14 - Jacob Eason, Georgia	2016
	14 - Kyle Shurmur, Vanderbilt	2015-16

Receptions

1.	262 - Jordan Matthews, Vanderbilt (3,759 yards)	2010-13
2.	236 - Earl Bennett, Vanderbilt (2,852 yards)	2005-07
3.	228 - Amari Cooper, Alabama (3,463 yards)	2012-15
4.	208 - Craig Yeast, Kentucky (2,899 yards)	1995-98
5.	207 - Kenny McKinley, South Carolina (2,781 yards)	2005-09
6.	204 - Terrence Edwards, Georgia (3,093 yards)	1999-2002
7.	202 - Laquon Treadwell, Ole Miss (2,393 yards)	2013-15
8.	200 - Keith Edwards, Vanderbilt (1,757 yards)	80,82-84
9.	198 - Chris Collins, Ole Miss (2,621 yards)	2000-03
10.	197 - Derek Abney, Kentucky (2,339 yards)	2000-03

Highest Active Player

1.	195 - Fred Ross, Mississippi State	2013-16
2.	162 - Evan Engram, Ole Miss	2013-16
3.	157 - Christian Kirk, Texas A&M	2015-16
4.	155 - Calvin Ridley, Alabama	2015-16
5.	152 - Josh Reynolds, Texas A&M	2014-16
6.	134 - Drew Morgan, Arkansas	2013-16
7.	127 - ArDarius Stewart, Alabama	2014-16
8.	124 - Keon Hatcher, Arkansas	2012-16
9.	117 - Ricky Seals-Jones, Texas A&M	2013-16
10.	109 - Ryan Timmons, Kentucky	2013-16

Reception Yardage

1.	3,759 - Jordan Matthews, Vanderbilt (262 catches)	2010-13
2.	3,463 - Amari Cooper, Alabama (228 catches)	2012-15
3.	3,093 - Terrence Edwards, Georgia (204 catches)	1999-2002
4.	3,042 - Alshon Jeffery, South Carolina (183 catches)	2009-11
5.	3,001 - Josh Reed, LSU (167 catches)	1999-2001
6.	2,964 - Boo Mitchell, Vanderbilt (188 catches)	1985-88
7.	2,934 - Jarius Wright, Arkansas (168 catches)	2008-11
8.	2,923 - DJ Hall, Alabama (194 catches)	2004-07
9.	2,899 - Craig Yeast, Kentucky (208 catches)	1995-98
10.	2,884 - Fred Gibson, Georgia (161 catches)	2001-04

Highest Active Players

1.	2,634 - Josh Reynolds, Texas A&M	2014-16
2.	2,484 - Fred Ross, Mississippi State	2013-16
3.	2,320 - Evan Engram, Ole Miss	2013-16
4.	1,851 - Christian Kirk, Texas A&M	2015-16
5.	1,772 - Calvin Ridley, Alabama	2015-16
6.	1,761 - Keon Hatcher, Arkansas	2012-16
7.	1,716 - Travin Dural, LSU	2013-16
8.	1,701 - ArDarius Stewart, Alabama	2014-16
9.	1,688 - Drew Morgan, Arkansas	2013-16
10.	1,576 - O.J. Howard, Alabama	2013-16

Touchdown Receptions

1.	31 - Chris Doering, Florida (40 games)	1992-95
	31 - Amari Cooper, Alabama (40 games)	2012-15
3.	30 - Terrence Edwards, Georgia (45 games)	1999-2002
4.	29 - Ike Hilliard, Florida (32 games)	1994-96
	29 - Terry Beasley, Auburn (30 games)	1969-71
	29 - Jack Jackson, Florida (38 games)	1992-94
7.	28 - Craig Yeast, Kentucky (43 games)	1995-98
	<b>28 - Josh Reynolds, Texas A&amp;M</b>	<b>2014-16</b>
9.	27 - Jabar Gaffney, Florida (23 games)	2000-2001
	27 - Marcus Monk, Arkansas (40 games)	2004-07

Highest Active Players

1.	28 - Josh Reynolds, Texas A&M	2014-16
2.	22 - Fred Ross, Mississippi State	2013-16
3.	18 - Keon Hatcher, Arkansas	2012-16
4.	16 - Christian Kirk, Texas A&M	2015-16
5.	15 - Evan Engram, Ole Miss	2013-16
6.	14 - Drew Morgan, Arkansas	2013-16
	14 - Calvin Ridley, Alabama	2015-16
	14 - Malachi Dupre, LSU	2014-16
9.	13 - Josh Malone, Tennessee	2014-16
	13 - Travin Dural, LSU	2013-16

SEC CAREER STATISTICAL LEADERS

Rushing Touchdowns

1.	55 - Tim Tebow, Florida	2006-09
2.	49 - Herschel Walker, Georgia	1980-82
3.	46 - Kevin Faulk, LSU	1995-98
4.	45 - Carnell Williams, Auburn	2001-04
5.	44 - Dalton Hilliard, LSU	1982-85
6.	43 - Bo Jackson, Auburn	1982-85
7.	42 - Anthony Dixon, Mississippi State	2006-09
	42 - Derrick Henry, Alabama	2013-15
	42 - Mark Ingram, Alabama	2008-10
9.	41 - Shaun Alexander, Alabama	1996-99
	41 - Darren McFadden, Arkansas	2005-07
	41 - Dak Prescott, Mississippi State	2012-15

Highest Active Players

1.	40 - Leonard Fournette, LSU	2014-16
2.	29 - Joshua Dobbs, Tennessee	2013-16
3.	26 - Nick Chubb, Georgia	2014-16
4.	21 - Ralph Webb, Vanderbilt	2014-16
5.	19 - Jojo Kemp, Kentucky	2013-16
6.	17 - Nick Fitzgerald, Mississippi State	2014-16
	17 - Derrius Guice, LSU	2015-16
	17 - Sony Michel, Georgia	2014-16
9.	16 - Alvin Kamara, Tennessee	2015-16
10.	15 - Chad Kelly, Ole Miss	2015-16

Points Scored

1.	412 - Blair Walsh, Georgia (184 PATs, 76 FGs, 53 games)	2008-11
2.	409 - Billy Bennett, Georgia (148 PAT, 87 FGs, 50 games)	2000-03
3.	407 - Marshall Morgan, Georgia (215 PATs, 64 FGs, 51 games)	2012-15
4.	385 - Leigh Tiffin, Alabama (136 PATs, 83 FGs, 46 games)	2006-09
5.	371 - Jeff Hall, Tennessee (188 PAT, 61 FGs, 46 games)	1995-98
6.	369 - Colt David, LSU (201 PATs, 54 FGs, 1 TD, 52 games)	2005-09
7.	368 - Jeff Chandler, Florida (67 FGs, 167 PATs, 46 games)	1997-2001
8.	363 - Wes Byrum, Auburn (183 PATs, 60 FGs, 51 games)	2007-10
9.	355 - Andrew Baggett, Missouri (157 PATs, 66 FGs, 52 games)	2012-15
10.	354 - Zach Hocker, Arkansas (61 FGs, 171 PATs, 50 games)	2010-13

Highest Active Players

1.	352 - Elliott Fry, South Carolina	2013-16
2.	347 - Daniel Carlson, Auburn	2014-16
3.	340 - Adam Griffith, Alabama	2013-16
4.	306 - Aaron Medley, Tennessee	2014-16
5.	265 - Gary Wunderlich, Ole Miss	2014-16
6.	252 - Leonard Fournette, LSU	2014-16
7.	226 - Colby Delahoussaye, LSU	2013-14, 2016
8.	188 - Joshua Dobbs, Tennessee	2013-16
9.	180 - Nick Chubb, Georgia	2014-16
10.	177 - Westin Graves, Mississippi State	2014-16

Most Touchdowns Scored

1.	57 - Tim Tebow, Florida (55 games)	2006-09
2.	53 - Kevin Faulk, LSU (41 games)	1995-98
3.	52 - Herschel Walker, Georgia (33 games)	1980-82
4.	50 - Dalton Hilliard, LSU (44 games)	1982-85
5.	50 - Shaun Alexander, Alabama (41 games)	1996-99
6.	46 - Carnell Williams, Auburn (42 games)	2001-04
	46 - Anthony Dixon, Mississippi State (47 games)	2006-09
	46 - Mark Ingram, Alabama (39 games)	2008-10
9.	45 - Bo Jackson, Auburn (38 games)	1982-85

Highest Active Players

1.	42 - Leonard Fournette, LSU	2014-16
2.	31 - Joshua Dobbs, Tennessee	2013-16
3.	30 - Nick Chubb, Georgia	2014-16
4.	28 - Josh Reynolds, Texas A&M	2014-16
5.	26 - Jalen Hurd, Tennessee	2014-16
6.	24 - Fred Ross, Mississippi State	2013-16
	24 - Alvin Kamara, Tennessee	2015-16
8.	23 - Ralph Webb, Vanderbilt	2014-16
9.	21 - Christian Kirk, Texas A&M	2015-16
10.	20 - Sony Michel, Georgia	2014-16

Field Goals Made

1.	87 - Billy Bennett, Georgia (110 atts.)	2000-03
2.	83 - Leigh Tiffin, Alabama (109 atts.)	2006-09
3.	78 - Philip Doyle, Alabama (105 atts.)	1987-90
4.	77 - Kevin Butler, Georgia (98 atts.)	1981-84
5.	76 - Blair Walsh, Georgia (103 atts.)	2008-11
6.	71 - Fuad Reveiz, Tennessee (95 atts.)	1981-84
7.	70 - Caleb Sturgis, Florida (87 atts.)	2008-12
8.	67 - Jeff Chandler, Florida (80 atts.)	1997-2001
	<b>67 - Daniel Carlson, Auburn</b>	<b>2014-16</b>
10.	66 - Andrew Baggett, Missouri (90 atts.)	2012-15

Highest Active Players

1.	67 - Daniel Carlson, Auburn	2014-16
2.	65 - Elliott Fry, South Carolina	2013-16
3.	55 - Adam Griffith, Alabama	2013-16
4.	51 - Aaron Medley, Tennessee	2014-16
5.	47 - Gary Wunderlich, Ole Miss	2014-16
6.	34 - Tommy Openshaw, Vanderbilt	2014-16
7.	33 - Colby Delahoussaye, LSU	2013-14, 2016
8.	25 - Westin Graves, Mississippi State	2014-16
9.	18 - Eddy Pineiro, Florida	2016
10.	17 - Daniel LaCamera, Texas A&M	2015-16

Total Points Scored by Kicking

1.	412 - Blair Walsh, Georgia (184 PATs, 76 FGs, 53 games)	2008-11
2.	409 - Billy Bennett, Georgia (87 FGs, 148 PATs)	2000-03
3.	407 - Marshall Morgan, Georgia (215 PATs, 64 FGs, 51 games)	2012-15
4.	385 - Leigh Tiffin, Alabama (136 PATs, 83 FGs, 46 games)	2006-09
5.	371 - Jeff Hall, Tennessee (61 FGs, 188 PATs)	1995-98
6.	368 - Jeff Chandler, Florida (67 FGs, 167 PATs)	1997-2001
7.	363 - Colt David, LSU (201 PATs, 54 FGs, 52 games)	2005-09
	363 - Wes Byrum, Auburn (183 PATs, 60 FGs, 51 games)	2007-10
9.	355 - Andrew Baggett, Missouri (157 PATs, 66 FGs, 52 games)	2012-15
10.	354 - Zach Hocker, Arkansas (61 FGs, 171 PATs, 50 games)	2010-13

Highest Active Players

1.	352 - Elliott Fry, South Carolina	2013-16
2.	341 - Daniel Carlson, Auburn	2014-16
3.	340 - Adam Griffith, Alabama	2013-16
4.	306 - Aaron Medley, Tennessee	2014-16
5.	265 - Gary Wunderlich, Ole Miss	2014-16
6.	226 - Colby Delahoussaye, LSU	2013-14, 2016
7.	177 - Westin Graves, Mississippi State	2014-16
8.	171 - Tommy Openshaw, Vanderbilt	2014-16
9.	119 - Cole Hedlund, Arkansas	2015-16
10.	104 - Daniel LaCamera, Texas A&M	2015-16

SEC CAREER STATISTICAL LEADERS

PAT Kicks Made

1.	215 - Marshall Morgan, Georgia (220 atts.)	2012-15
2.	201 - Colt David, LSU (204 atts.)	2005-08
3.	188 - Jeff Hall, Tennessee (194 atts.)	1995-98
4.	184 - Blair Walsh, Georgia (186 atts.)	2008-11
5.	183 - Wes Byrum, Auburn (186 atts.)	2007-10
6.	172 - Jeremy Shelley, Alabama (175 atts.)	2009-12
7.	171 - Zach Hocker, Arkansas (173 atts.)	2010-13
8.	<b>170 - Adam Griffith, Alabama</b>	<b>2013-16</b>
9.	167 - Jeff Chandler, Florida (180 atts.)	1997-2001
10.	162 - John Vaughn, Auburn (163 atts.)	2003-06

Highest Active Players

1.	175 - Adam Griffith, Alabama	2013-16
2.	157 - Elliott Fry, South Carolina	2013-16
3.	153 - Aaron Medley, Tennessee	2014-16
4.	140 - Daniel Carlson, Auburn	2014-16
5.	127 - Colby Delahoussaye, LSU	2013-14,2016
6.	124 - Gary Wunderlich, Ole Miss	2014-16
7.	102 - Westin Graves, Mississippi State	2014-16
8.	80 - Cole Hedlund, Arkansas	2015-16
9.	69 - Tommy Openshaw, Vanderbilt	2014-16
10.	53 - Daniel LaCamera, Texas A&M	2015-16

Punt Return Yards

1.	1,752 - Javier Arenas, Alabama (125 returns)	2006-09
2.	1,695 - Lee Nalley, Vanderbilt (109 returns)	1947-49
3.	1,371 - Brandon James, Florida (117 returns)	2006-09
4.	1,332 - Tony James, Mississippi State (121 returns)	1989-92
5.	1,253 - Damien Gary, Georgia (114 returns)	2000-03
6.	1,170 - Thomas Bailey, Auburn (125 returns)	1991-94
7.	1,163 - Bobby Majors, Tennessee (117 returns)	1969-71
8.	1,142 - Junie Hovious, Ole Miss (84 returns)	1938-41
9.	1,126 - Domanick Davis, LSU (94 returns)	1999-2002
10.	1,119 - Harry Gilmer, Alabama (83 returns)	1944-47
	1,119 - Greg Richardson, Alabama (125 returns)	1983-86

Highest Active Players

1.	700 - Isaiah McKenzie, Georgia	2014-16
2.	656 - Cameron Sutton, Tennessee	2013-16
3.	643 - Tre'Davious White, LSU	2013-16
4.	612 - Antonio Callaway, Florida	2015-16
5.	611 - Christian Kirk, Texas A&M	2015-16
6.	310 - Fred Ross, Mississippi State	2013-16
7.	284 - Alvin Kamara, Tennessee	2015-16
8.	283 - Marcus Davis, Auburn	2013-16
9.	269 - Jared Cornelius, Arkansas	2014-16
10.	253 - Eddie Jackson, Alabama	2013-16

Kickoff Return Yards

1.	2,784 - Dennis Johnson, Arkansas (119 returns)	2008-12
2.	2,718 - Brandon James, Florida (112 returns)	2006-09
3.	2,663 - Brandon Boykin, Georgia (110 returns)	2008-11
4.	2,498 - Derek Pegues, Mississippi State (112 returns)	2005-08
5.	2,476 - Chris Culliver, South Carolina (106 returns)	2007-10
	<b>2,476 - Darrius Sims, Vanderbilt</b>	<b>2013-16</b>
7.	2,315 - Derek Abney, Kentucky (95 returns)	2000-03
8.	2,263 - Mark Johnson, Vanderbilt (107 returns)	1986-88, 90
9.	2,168 - Domanick Davis, LSU (95 returns)	1999-2002
10.	2,116 - Javier Arenas, Alabama (88 returns)	2006-09

Highest Active Players

1.	2,476 - Darrius Sims, Vanderbilt	2013-16
2.	1,677 - Evan Berry, Tennessee	2014-16
3.	1,021 - Brandon Holloway, Mississippi State	2014-16
4.	990 - Speedy Noil, Texas A&M	2014-16
5.	936 - Reggie Davis, Georgia	2013-16
6.	856 - Carlos Davis, Ole Miss	2012-13, 2015-16
7.	636 - Brandon Powell, Florida	2014-16

8.	625 - Leonard Fournette, LSU	2014-16
9.	621 - Kerryon Johnson, Auburn	2015-16
10.	614 - Derrius Guice, LSU	2015-16

Rushing Yards by Quarterbacks

1.	2,947 - Tim Tebow, Florida	2006-09
2.	2,535 - Matt Jones, Arkansas	2001-04
3.	2,521 - Dak Prescott, Mississippi State	2012-15
4.	2,280 - John Bond, Mississippi State	1980-83
5.	2,169 - Johnny Manziel, Texas A&M	2012-13
6.	<b>2,042 - Joshua Dobbs, Tennessee</b>	<b>2013-16</b>
7.	1,884 - Phil Gargis, Auburn	1973-76
8.	1,868 - Don Smith, Mississippi State	1983-86
9.	1,866 - Nick Marshall, Auburn	2013-15
10.	1,799 - Andy Johnson, Georgia	1971-73

Highest Active Players

1.	2,042 - Joshua Dobbs, Tennessee	2013-16
2.	1,370 - Nick Fitzgerald, Mississippi State	2014-16
3.	841 - Jalen Hurts, Alabama	2016
4.	832 - Chad Kelly, Ole Miss	2015-16
5.	594 - Trevor Knight, Texas A&M	2016
6.	414 - John Franklin III, Auburn	2016
7.	370 - Brandon Harris, LSU	2014-16
8.	278 - Stephen Johnson, Kentucky	2016
9.	274 - Damian Williams, Mississippi State	2013-14,2016
10.	200 - Jeremy Johnson, Auburn	2013-16

Yards Punted

1.	12,171 - Jim Arnold, Vanderbilt (277 punts)	1979-82
2.	11,562 - Blake McAdams, Mississippi State (293 punts-SEC Record)	2005-08
3.	11,549 - Jim Miller, Ole Miss (266 punts)	1976-79
4.	11,336 - Bill Marinangel, Vanderbilt (272 punts)	1993-96
5.	11,260 - Bill Smith, Ole Miss (254 punts)	1983-86
6.	10,937 - Brett Upson, Vanderbilt (271 punts)	2006-09
7.	10,693 - Landon Foster, Kentucky (256 punts)	2012-15
8.	10,216 - Dustin Colquitt, Tennessee (240 punts)	2001-04
9.	10,179 - Lewis Colbert, Auburn (244 punts)	1982-85
10.	10,177 - Matt Wait, Arkansas (251 punts)	1994-97

Highest Active Players

1.	7,929 - JK Scott, Alabama	2014-16
2.	7,865 - Johnny Townsend, Florida	2013, 2015-16
3.	6,371 - Corey Fatony, Missouri	2015-16
4.	5,602 - Trevor Daniel, Tennessee	2015-16
5.	5,496 - Sean Kelly, South Carolina	2015-16
6.	5,474 - Will Gleeson, Ole Miss	2014-16
7.	4,036 - Toby Baker, Arkansas	2014-16
8.	3,910 - Kevin Phillips, Auburn	2015-16
9.	3,860 - Logan Cooke, Mississippi State	2014-16
10.	3,234 - Tommy Openshaw, Vanderbilt	2014-16

Interceptions

1.	20 - Bobby Wilson, Ole Miss (379 yards)	1946-49
	20 - Chris Williams, LSU (91 yards)	1977-80
3.	19 - Glenn Cannon, Ole Miss (180 yards)	1967-69
	19 - Antonio Langham, Alabama (229 yards)	1990-93
5.	18 - Buddy McClinton, Auburn (251 yards)	1967-69
	18 - Tim Priest, Tennessee (305 yards)	1968-70
7.	16 - Johnthan Banks, Mississippi State (318 yards)	2009-12
	16 - Bacarri Rambo, Georgia (293 yards)	2009-12
	16 - Harry Gilmer, Alabama (234 yards)	1944-47
	16 - Jake Scott, Georgia (315 yards)	1967-68
	16 - Mike Jones, Tennessee (305 yards)	1967-69
	16 - Harry Harrison, Ole Miss (242 yards)	1971-73
	16 - Jeremiah Castille, Alabama (186 yards)	1979-82
	16 - John Mangum, Alabama (95 yards)	1986-89
	16 - Walter Harris, Mississippi State (162 yards)	1992-95
	16 - Senquez Golson, Ole Miss (232 yards)	2011-15

SEC CAREER STATISTICAL LEADERS

Highest Active Players

1.	12 - Dominick Sanders, Georgia	2014-16
2.	10 - Aarion Penton, Missouri	2013-16
3.	9 - Jalen Tabor, Florida	2014-16
	9 - Eddie Jackson, Alabama	2013-16
5.	8 - T.J. Holloman, South Carolina	2013-16
	8 - Todd Kelly Jr., Tennessee	2014-16
7.	7 - J.D. Harmon, Kentucky	2012, 2014-16
	7 - Quincy Mauger, Georgia	2013-16
	7 - Fitzpatrick, Minkah, Alabama	2015-16
10.	6 - Donovan Wilson, Texas A&M	2014-16
	6 - Quincy Wilson, Florida	2014-16
	6 - Armani Watts, Texas A&M	2014-16
	6 - Tre'Davious White, LSU	2013-16
	6 - Cameron Sutton, Tennessee	2013-16

Tackles

1.	547 - Andy Spiva, Tennessee	1973-76
2.	528 - Freddie Smith, Auburn	1976-79
	528 - Jeff Herrod, Ole Miss	1984-87
4.	521 - Jim Kovach, Kentucky	1974-76, 1978
5.	482 - Chris Chenault, Kentucky	1985-88
6.	475 - David Little, Florida	1977-80
	475 - Jeff Kremer, Kentucky	1984-87
8.	472 - Kem Coleman, Ole Miss	1974-77
9.	470 - Marty Moore, Kentucky	1990-93
10.	467 - Scot Brantley, Florida	1976-79
	467 - Ben Zambiasi, Georgia	1974-77
	467 - Ray Costict, Mississippi State	1973-76

Highest Active Players

1.	290 - Richie Brown, Mississippi State	2013-16
2.	289 - Zach Cunningham, Vanderbilt	2013-16
3.	285 - Brooks Ellis, Arkansas	2013-16
4.	275 - Johnathan Ford, Auburn	2013-16
5.	268 - Michael Scherer, Missouri	2013-16
6.	264 - Shaan Washington, Texas A&M	2013-16
7.	263 - Kendell Beckwith, LSU	2013-16
8.	241 - Armani Watts, Texas A&M	2014-16
9.	240 - Jalen Reeves-Maybin, Tennessee	2013-16
10.	210 - Marcus Maye, Florida	2013-16

Sacks

1.	52.0 - Derrick Thomas, Alabama	1985-88
2.	49.0 - Billy Jackson, Mississippi State	1980-83
3.	37.0 - Ben Williams, Ole Miss	1972-75
4.	36.0 - David Pollack, Georgia	2001-04
5.	33.0 - Alex Brown, Florida	1998-01
6.	32.5 - Myles Garrett, Texas A&M	2014-16
7.	32.0 - Reggie White, Tennessee	1980-83
	32.0 - Derek Barnett, Tennessee	2014-16
9.	29.0 - Richard Tardits, Georgia	1985-88
	29.0 - Eric Norwood, South Carolina	2006-09

Highest Active Players

1.	32.5 - Myles Garrett, Texas A&M	2014-16
2.	32.0 - Derek Barnett, Tennessee	2014-16
3.	26.0 - Jonathan Allen, Alabama	2013-16
4.	24.5 - Marquis Haynes, Ole Miss	2014-16
5.	20.5 - Tim Williams, Alabama	2013-16
6.	18.5 - Ryan Anderson, Alabama	2013-16
7.	18.0 - Charles Harris, Missouri	2014-16
8.	16.0 - Daeshon Hall, Texas A&M	2013-16
9.	15.0 - Arden Key, LSU	2015-16
	15.0 - Darius English, South Carolina	2012-16

Passes Defended

1.	49 - Corey Webster, LSU	2001-04
2.	47 - John Mangum, Alabama	1985-88
3.	44 - Chevis Jackson, LSU	2004-07
4.	43 - Trevard Lindley, Kentucky	2006-09
5.	42 - Anthone Lott, Florida	1993-96
6.	41 - Aarion Penton (31 brup, 10 int), Missouri	2013-16
7.	40 - LaRon Landry, LSU	2003-06
	40 - Carlos Rogers, Auburn	2001-04
9.	39 - Larry Kennedy, Florida	1991-94
	39 - Tre'Davious White (33 brup, 6 int), LSU	2013-16

Highest Active Players

1.	41 - Aarion Penton (31 brup, 10 int), Missouri	2013-16
2.	39 - Tre'Davious White (33 brup, 6 int), LSU	2013-16
3.	36 - Jared Collins (34 brup, 2 int), Arkansas	2013-16
	36 - Cameron Sutton (30 brup, 6 int), Tennessee	2013-16
	36 - Jalen Tabor (27 brup, 9 int), Florida	2014-16
6.	31 - Torren McGaster (28 brup, 3 int), Vanderbilt	2013-16
7.	30 - Dominick Sanders (18 brup, 12 int), Georgia	2014-16
8.	25 - Fitzpatrick, Minkah (18 brup, 6 int), Alabama	2015-16
9.	23 - Emmanuel Moseley (22 brup, 1 int), Tennessee	2014-16
	23 - Joshua Holsley (19 brup, 4 int), Auburn	2012-16
	23 - Oren Burks (19 brup, 4 int), Vanderbilt	2014-16

Total Kick Return Yardage (Punt + Kickoff)

1.	4,089 - Brandon James, Florida (117-1371 PR / 112-2718 KOR)	2006-09
2.	3,868 - Javier Arenas, Alabama (125-1752 PR / 88-2116 KOR)	2006-09
3.	3,357 - Derek Abney, Kentucky (88-1,042 PR / 95-2,315 KOR)	2000-03
4.	3,294 - Domanick Davis, LSU (94-1126 PR / 95-2168 KOR)	1999-2002
5.	3,290 - Derek Pegues, Miss. State (112-2498 KOR / 78-792 PR)	2005-08
6.	3,194 - Tony James, Miss. State (121-1,332 PR / 78-1,862 KOR)	1989-92
7.	2,821 - Brandon Boykin, Georgia (9-158 PR / 110-2,663 KOR)	2008-11
8.	2,837 - Marcus Murphy, Missouri 75-801 PR / 87-2,036 KOR)	2010-15
9.	2,784 - Dennis Johnson, Arkansas (119-2,784 KOR)	2008-12
10.	2,690 - Thomas Bailey, Auburn (125-1,170 PR / 74-1,520 KOR)	1991-94

Highest Active Players

2,509 - Darrius Sims, Vanderbilt (8-33 PR / 93-2,476 KOR)	2013-
-----------------------------------------------------------	-------

Punt Return Touchdowns

1.	7 - Javier Arenas, Alabama	2006-09
2.	6 - Derek Abney, Kentucky	2000-03
3.	5 - Lee Nalley, Vanderbilt	1947-49
	5 - Joe Adams, Arkansas	2008-11
	5 - Christian Kirk, Texas A&M	2015-16
	5 - Isaiah McKenzie, Georgia	2014-16

Highest Active Players

1.	5 - Christian Kirk, Texas A&M	2015-16
	5 - Isaiah McKenzie, Georgia	2014-16
3.	3 - Cameron Sutton, Tennessee	2013-16
	3 - Tre'Davious White, LSU	2013-16
	2 - Antonio Callaway, Florida	2015-16
	2 - Eddie Jackson, Alabama	2013-16



SEC CAREER STATISTICAL LEADERS

Total Kick/Punt Return Touchdowns

1.	8 - Derek Abney, Kentucky (6 PR, 2 KOR) .....	2000-03
2.	7 - Javier Arenas, Alabama (7 PR) .....	2006-09
	7 - Marcus Murphy (4 PR 3 KOR) .....	2012-15
4.	6 - Lee Nalley, Vanderbilt (5 PR, 1 KOR) .....	1947-49
	<b>6 - Isaiah McKenzie, Georgia (4 PR, 1 KOR) .....</b>	<b>2014-</b>
6.	5 - Pinky Rohm, LSU (3 PR, 2 KOR) .....	1937
	5 - Brandon James, Florida (4 PR, 1 KOR) .....	2006-09
	5 - Willie Gault, Tennessee (1 PR, 4 KOR) .....	1979-82
	5 - Tom McWilliams, Mississippi State (4 PR, 1 KOR) .....	1944-48
	5 - Brandon Boykin, Georgia (4 KOR / Tied for SEC Career Record / 1 PR) .....	2008-11
	5 - Joe Adams, Arkansas (5 PR) .....	2008-11
	5 - Marcus Murphy, Missouri (3 PR, 2 KOR) .....	2012-
	<b>5 - Christian Kirk, Texas A&amp;M (5 PR) .....</b>	<b>2015-</b>

Highest Active Players

6 - Isaiah McKenzie, Georgia (4 PR, 1 KOR) .....	2014-
5 - Christian Kirk, Texas A&M (5 PR) .....	2015-

Career Field Goal Percentage (Min. 25 made)

1.	87.8 - Bobby Raymond, Florida (43 of 49) .....	1982-84
2.	87.2 - Bryson Rose, Ole Miss (25 of 29) .....	2010-12
3.	83.9 - Josh Jasper, LSU (47 of 56) .....	2007-10
4.	83.8 - Jeff Chandler, Florida (67 of 80) .....	1997-2001
5.	82.9 - Berj Yepremian, Florida (29 of 35) .....	1976-78
6.	82.1 - Judd Davis, Florida (32 of 39) .....	1992-94
7.	81.3 - David Brown dyke, LSU (61 of 75) .....	1986-89
8.	80.3 - Brandon Coutu, Georgia (53 of 66) .....	2004-07
9.	80.0 - Jeremy Shelley, Alabama (44 of 55) .....	2009-12
10.	79.5 - Caleb Sturgis, Florida (70 of 88) .....	2008-12

Highest Active Player (Min. 1 FG attempt)

1.	100.0 - Andy Pappanastos (1-1), Alabama .....	2016
2.	83.9 - Gary Wunderlich (47-56), Ole Miss .....	2014-16
3.	83.3 - A. MacGinnis (15-18), Kentucky .....	2016
	83.3 - Charles Folger (5-6), Tennessee .....	2012, 2014-16
5.	82.7 - Daniel Carlson (67-81), Auburn .....	2014-16
6.	81.8 - Eddy Pineiro (18-22), Florida .....	2016
7.	81.2 - Rodrigo Blankenship (13-16), Georgia .....	2016
8.	80.5 - Colby Delahoussaye (33-41), LSU .....	2013-14, 2016
9.	75.0 - Adam McFain (15-20), Arkansas .....	2014-16
10.	74.7 - Elliott Fry (65-87), South Carolina .....	2013-16

Tackles for Loss

1.	74.0 - Derrick Thomas, Alabama .....	1985-88
2.	59.0 - Kindal Moorehead, Alabama .....	1998-2002
3.	58.0 - Wilber Marshall, Florida .....	1980-83
	58.0 - David Pollack, Georgia .....	2001-04
5.	55.0 - Alonzo Johnson, Florida .....	1981-85
	55.0 - Anthony McFarland, LSU .....	1995-98
7.	54.5 - Eric Norwood, South Carolina .....	2006-09
8.	53.0 - Leonard Little, Tennessee .....	1995-97
9.	51.5 - Derrick Harvey, Florida .....	2005-07
10.	51.0 - Reggie White, Tennessee .....	1980-83
	<b>51.0 - Derek Barnett, Tennessee .....</b>	<b>2014-16</b>

Highest Active Players

1.	51.0 - Derek Barnett, Tennessee .....	2014-16
2.	48.5 - Myles Garrett, Texas A&M .....	2014-16
3.	41.5 - Jonathan Allen, Alabama .....	2013-16
4.	39.5 - Zach Cunningham, Vanderbilt .....	2013-16
5.	38.0 - Ryan Anderson, Alabama .....	2013-16
6.	36.5 - Marquis Haynes, Ole Miss .....	2014-16
7.	35.0 - A.J. Jefferson, Mississippi State .....	2013-16
8.	34.5 - Charles Harris, Missouri .....	2014-16
9.	34.0 - Daeshon Hall, Texas A&M .....	2013-16
10.	30.5 - Tim Williams, Alabama .....	2013-16

<b>SEC ALL-AMERICANS (First Team Only)</b>
--------------------------------------------

**American Football Coaches Association**

Pos.	Name	School	Ht.	Wt.	Cl.	Hometown
OL	Cam Robinson	Alabama	6-6	310	Jr.	Monroe, La.
DL	Jonathan Allen	Alabama	6-3	291	Sr.	Leesburg, Va.
DL	Myles Garrett	Texas A&M	6-5	270	Jr.	Arlington, Texas
LB	Reuben Foster	Alabama	6-1	228	Sr.	Auburn, Ala.
LB	Zach Cunningham	Vanderbilt	6-4	230	Jr.	Pinson, Ala.
DB	Minkah Fitzpatrick	Alabama	6-1	203	So.	Old Bridge, N.J.
DB	Tre'Davious White	LSU	6-0	197	Sr.	Shreveport, La

**Associated Press**

Pos.	Name	School	Ht.	Wt.	Cl.	Hometown
OL	Cam Robinson	Alabama	6-6	310	Jr.	Monroe, La.
TE	Evan Ingram	Ole Miss	6-3	235	Sr.	Powder Springs, Ga.
DL	Myles Garrett	Texas A&M	6-5	270	Jr.	Arlington, Texas
DL	Derek Barnett	Tennessee	6-3	265	Jr.	Nashville, Tenn.
LB	Reuben Foster	Alabama	6-1	228	Sr.	Auburn, Ala.
LB	Zach Cunningham	Vanderbilt	6-4	230	Jr.	Pinson, Ala.
DB	Minkah Fitzpatrick	Alabama	6-1	203	So.	Old Bridge, N.J.

**Football Writers Association of America (FWAA)**

Pos.	Name	School	Ht.	Wt.	Cl.	Hometown
C	Ethan Pocic	LSU	6-7	302	Sr.	Lemont, Ill.
OL	Cam Robinson	Alabama	6-6	310	Jr.	Monroe, La.
DL	Jonathan Allen	Alabama	6-3	291	Sr.	Leesburg, Va.
DL	Myles Garrett	Texas A&M	6-5	270	Jr.	Arlington, Texas
DL	Carl Lawson	Auburn	6-2	253	Jr.	Alpharette, Ga.

**Sporting News**

Pos.	Name	School	Ht.	Wt.	Cl.	Hometown
TE	Evan Ingram	Ole Miss	6-3	235	Sr.	Powder Springs, Ga.
OL	Cam Robinson	Alabama	6-6	310	Jr.	Monroe, La.
DL	Myles Garrett	Texas A&M	6-5	270	Jr.	Arlington, Texas
DL	Jonathan Allen	Alabama	6-3	291	Sr.	Leesburg, Va.
LB	Reuben Foster	Alabama	6-1	228	Sr.	Auburn, Ala.
LB	Zach Cunningham	Vanderbilt	6-4	230	Jr.	Pinson, Ala.

**Walter Camp**

Pos.	Name	School	Ht.	Wt.	Cl.	Hometown
OL	Cam Robinson	Alabama	6-6	310	Jr.	Monroe, La.
DL	Myles Garrett	Texas A&M	6-5	270	Jr.	Arlington, Texas
DL	Jonathan Allen	Alabama	6-3	291	Sr.	Leesburg, Va.
DL	Derek Barnett	Tennessee	6-3	265	Jr.	Nashville, Tenn.
LB	Reuben Foster	Alabama	6-1	228	Sr.	Auburn, Ala.
LB	Zach Cunningham	Vanderbilt	6-4	230	Jr.	Pinson, Ala.
DB	Tre'Davious White	LSU	6-0	197	Sr.	Shreveport, La

## SEC PLAYERS ON AWARD WATCH LISTS

## PRESEASON

<u>Name</u>	<u>School</u>	<u>Award</u>			
Jamal Adams	LSU	Nagurski, Bednarik, Thorpe, Lott	Damien Harris	Alabama	Walker
Montravius Adams	Auburn	Lombardi, Outland, Nagurski	Marquis Haynes	Ole Miss	Lombardi, Nagurski, Bednarik, Hendricks
Otaru Alaka	Texas A&M	Lombardi	Brandon Holloway	Mississippi State	Walker, Hornung, Wuerffel
Jonathan Allen	Alabama	Lombardi, Nagurski, Bednarik, Lott, Hendricks	T.J. Holloman	South Carolina	Butkus
Ryan Anderson	Alabama	Lombardi, Butkus	O.J. Howard	Alabama	Lombardi, Mackey, Maxwell, Wuerffel
Toby Baker	Arkansas	Guy	Marlon Humphrey	Alabama	Nagurski
Derek Barnett	Tennessee	Lombardi, Nagurski, Bednarik, Lott, Hendricks	Jalen Hurd	Tennessee	Lombardi, Maxwell, Walker
Kendell Beckwith	LSU	Lombardi, Nagurski, Bednarik, Butkus	Martez Ivey	Florida	Lombardi, Outland
Evan Berry	Tennessee	Lott	Eddie Jackson	Alabama	Nagurski, Bednarik, Camp, Thorpe, Lott
Jeb Blazevich	Georgia	Mackey, Wuerffel	A.J. Jefferson	Mississippi State	Hendricks
Caleb Brantley	Florida	Lombardi	Colin Jeter	LSU	Wuerffel
Richie Brown	Mississippi State	Nagurski, Butkus	D.J. Jones	Ole Miss	Lombardi
Oren Burks	Vanderbilt	Wuerffel	Alvin Kamara	Tennessee	Walker
Antonio Callaway	Florida	Hornung	Chad Kelly	Ole Miss	Lombardi, Manning, Maxwell, Camp, O'Brien
Daniel Carlson	Auburn	Wuerffel, Groza	Arden Key	LSU	Lombardi
Lorenzo Carter	Georgia	Lombardi, Nagurski, Butkus	Christian Kirk	Texas A&M	Maxwell, Camp, Biletnikoff, Hornung
Nick Chubb	Georgia	Lombardi, Maxwell, Walker, Camp	Trevor Knight	Texas A&M	Maxwell, Wuerffel
Jamaal Clayburn	Mississippi State	Rimington	Alan Knott	South Carolina	Rimington
Tony Conner	Ole Miss	Nagurski, Bednarik	Alex Kozan	Auburn	Outland
CJ Conrad	Kentucky	Mackey	Brandon Kublanow	Georgia	Rimington
Robert Conyers	Ole Miss	Rimington	Carl Lawson	Auburn	Lombardi, Nagurski, Bednarik, Hendricks
Jared Cornelius	Arkansas	Hornung	Marcus Maye	Florida	Nagurski, Bednarik, Thorpe
Bryan Cox	Florida	Hendricks	Isaiah McKenzie	Georgia	Hornung
Zach Cunningham	Vanderbilt	Lombardi, Nagurski, Bednarik, Butkus	Jaylen Reeves-Maybin	Tennessee	Lombardi, Nagurski, Bednarik, Butkus
Trevor Daniel	Tennessee	Guy	Sony Michel	Georgia	Walker
Jarrad Davis	Florida	Lombardi, Nagurski, Bednarik, Butkus, Wuerffel	Drew Morgan	Arkansas	Biletnikoff
Gehrig Dieter	Alabama	Biletnikoff	Lewis Neal	LSU	Lombardi, Nagurski, Hendricks
Atlantic Dillon DeBoer	Florida	Rimington	Daron Payne	Alabama	Lombardi
Josh Dobbs	Tennessee	Lombardi, Manning, Maxwell, Camp, O'Brien, Wuerffel	Ethan Pocic	LSU	Lombardi, Outland, Rimington
Trent Dominigue	LSU	Groza	Greg Pyke	Georgia	Lombardi, Outland
Malachi Dupre	LSU	Biletnikoff	Frank Ragnow	Arkansas	Rimington
Brooks Ellis	Arkansas	Butkus, Wuerffel	Josh Reynolds	Texas A&M	Biletnikoff
Evan Engram	Ole Miss	Lombardi, Mackey, Wuerffel	Calvin Ridley	Alabama	Maxwell, Biletnikoff
Johnathan Ford	Auburn	Bednarik, Hornung	Cam Robinson	Alabama	Lombardi, Outland
Reuben Foster	Alabama	Lombardi, Nagurski, Bednarik, Butkus	Fred Ross	Mississippi State	Biletnikoff
Leonard Fournette	LSU	Lombardi, Maxwell, Walker, Camp	Dominick Sanders	Georgia	Bednarik
Elliott Fry	South Carolina	Groza	Bo Scarbrough	Alabama	Walker
Myles Garrett	Texas A&M	Lombardi, Nagurski, Bednarik, Camp, Lott, Hendricks	JK Scott	Alabama	Wuerffel, Guy
Avery Gennesy	Texas A&M	Lombardi, Outland	Michael Scherer	Missouri	Butkus
Will Gleeson	Ole Miss	Guy	Dan Skipper	Arkansas	Lombardi, Outland
Davon Godchaux	LSU	Lombardi, Outland, Nagurski	Braden Smith	Auburn	Lombardi, Outland
DeAndre Goolsby	Florida	Mackey	Jeremy Sprinkle	Arkansas	Mackey
Adam Griffith	Alabama	Groza	Cameron Sutton	Tennessee	Nagurski, Bednarik, Thorpe, Hornung
Daeshon Hall	Texas A&M	Lombardi, Nagurski, Bednarik, Hendricks	Jalen Tabor	Florida	Nagurski, Bednarik
Da'Shawn Hand	Alabama	Lombardi, Hendricks	Coleman Thomas	Tennessee	Rimington
Charles Harris	Missouri	Lombardi, Nagurski, Bednarik,	Dalvin Tomlinson	Alabama	Lombardi
			Jon Toth	Kentucky	Outland, Rimington
			Johnny Townsend	Florida	Guy
			Kody Walker	Arkansas	Walker
			Armani Watts	Texas A&M	Bednarik

## 2016 SEC Football

## SEC Bowl Games

Ralph Webb	Vanderbilt	Walker
David Williams	South Carolina	Walker
Rawleigh Williams	Arkansas	Walker
Stanley Williams	Kentucky	Walker
Tim Williams	Alabama	Lombardi, Nagurski, Bednarik, Butkus, Lott
Tre Williams	Auburn	Lombardi
Deatrich Wise, Jr.	Arkansas	Lombardi, Nagurski, Bednarik, Hendricks
Tre'Davious White	LSU	Nagurski, Bednarik, Thorpe
Dylan Wiseman	Tennessee	Outland
Ethan Wolf	Tennessee	Mackey

### TOTAL – 106 / 224 total mentions

**LIST INCLUDES 20 AWARDS:** Bednarik (Defensive Player), Maxwell (Player), Mackey (Tight End), Rimington (Center), Groza (Kicker), Guy (Punter), Nagurski (Defensive Player), Outland (Interior Lineman), Thorpe (Defensive Back), Butkus (Linebacker), Lombardi (Lineman/ Linebacker), Biletnikoff (Wide Receiver), O'Brien (Quarterback), Walker (Running Back), Camp (Player), Manning (Quarterback), Lott (Defensive Impact Player), Hendricks (Defensive End), Hornung (Multi-Purpose Player), Wuerffel (Community Service).

#### **Campbell Trophy Semifinalists (Sept. 28)**

Brooks Ellis, Arkansas  
Alex Kozan, Auburn  
Johnny Townsend, Florida  
Jon Toth, Kentucky  
Nathan Noble, Ole Miss  
Richie Brown, Mississippi State  
Sean Culkin, Missouri  
Perry Orth, South Carolina  
Dylan Wiesman, Tennessee

#### **Mackey Award Midseason Watch List (Oct. 11)**

CJ Conrad, Kentucky  
Evan Engram, Ole Miss  
DeAndre Golsby, Florida  
O.J. Howard, Alabama  
Hayden Hurst, South Carolina  
Jeremy Sprinkle, Arkansas

#### **Senior CLASS Award (Oct. 13)**

Richie Brown, Mississippi State  
Evan Engram, Ole Miss  
O.J. Howard, Alabama  
Chad Kelly, Ole Miss  
Tre'Davious White, LSU  
Finalists (Nov. 3)  
Evan Engram, Ole Miss  
O.J. Howard, Alabama  
Chad Kelly, Ole Miss  
Tre'Davious White, LSU

#### **Johnny Unitas Golden Arm Award (Oct. 13)**

Joshua Dobbs, Tennessee  
Chad Kelly, Ole Miss  
Travor Knight, Texas A&M

#### **Thorpe Award Semifinalists (Oct. 24)**

Justin Evans, Texas A&M  
Minkah Fitzpatrick, Alabama  
Tre'Davious White, LSU

#### **Butkus Award Semifinalists (Oct. 31)**

Ryan Anderson, Alabama  
Kendall Beckwith, LSU  
Zach Cunningham, Vanderbilt  
Jarrad Davis, Florida  
Reuben Foster, Alabama

#### **Bednarik Award Semifinalists (Oct. 31)**

Jonathan Allen, Alabama  
Derek Barnett, Tennessee  
Zach Cunningham, Vanderbilt  
Jarrad Davis, Florida  
Reuben Foster, Alabama  
Myles Garrett, Texas A&M  
Arden Key, LSU  
Carl Lawson, Auburn  
Tre'Davious White, LSU

#### **Maxwell Award Semifinalists (Oct. 31)**

Jonathan Allen, Alabama  
Leonard Fournette, LSU  
Jalen Hurts, Alabama  
Trevor Knight, Texas A&M

#### **Lou Groza Award Semifinalists (Nov. 3)**

Daniel Carlson, Auburn  
Gary Wunderlich, Ole Miss

#### **Wuerffel Trophy Semifinalists (Nov. 3)**

Jeb Blazeovich, Georgia  
Brooks Ellis, Arkansas  
Trevor Knight, Texas A&M

#### **Davey O'Brien Semifinalists (Nov. 10)**

Jalen Hurts, Alabama  
Chad Kelly, Ole Miss

#### **Ray Guy Award Semifinalists (Nov. 11)**

Johnny Townsend, Florida

#### **John Mackey Award Semifinalists (Nov. 14)**

Evan Engram, Ole Miss  
O.J. Howard, Alabama

#### **Nagurski Award Finalists (Nov. 16)**

\*\*Jonathan Allen, Alabama

#### **Doak Walker Award Semifinalists (Nov. 16)**

Leonard Fournette, LSU  
Kamryn Pettway, Auburn

#### **Butkus Award Finalists (Nov. 21)**

Kendall Beckwith, LSU  
Zach Cunningham, Vanderbilt  
Jarrad Davis, Florida  
\*\*Reuben Foster, Alabama

#### **Bednarik Award Finalists (Nov. 22)**

\*\*Jonathan Allen, Alabama  
Myles Garrett, Texas A&M

#### **Jim Thorpe Award Finalists (Nov. 22)**

Tre'Davious White, LSU

#### **John Mackey Award Finalists (Nov. 22)**

O.J. Howard, Alabama

#### **Lou Groza Award Finalists (Nov. 22)**

Daniel Carlson, Auburn

#### **Outland Trophy Award Finalists (Nov. 22)**

\*\*Cam Robinson, Alabama

#### **Wuerffel Trophy Finalists (Nov. 23)**

\*\*Trevor Knight, Texas A&M

#### **Rimington Award Finalists (Dec. 5)**

Ethan Pocic, LSU

#### **Walter Camp Award Finalists (Nov. 30)**

Cam Robinson, Alabama

\*\*Winner

**POSTSEASON ALL-SEC TEAMS**

**SEC Awards (voted by SEC coaches)**

**Offensive Player of the Year**

Jalen Hurts, Alabama

**Defensive Player of the Year**

Jonathan Allen, Alabama

**Special Teams Player of the Year**

Daniel Carlson, Auburn

**Freshman of the Year**

Jalen Hurts, Alabama

**Scholar-Athlete of the Year**

Brooks Ellis, Arkansas

**Jacobs Blocking Trophy**

Cam Robinson, Alabama

**Coach of the Year**

Nick Saban, Alabama

**First Team**

**Offense**

TE - Evan Engram, Ole Miss

OL - Cam Robinson, Alabama  
Dan Skipper, Arkansas  
Avery Gennesy, Texas A&M  
Will Clapp, LSU

C - Ethan Pocic, LSU

WR - Christian Kirk, Texas A&M  
ArDarius Stewart, Alabama

QB - Jalen Hurts, Alabama

RB - Kamryn Pettway, Auburn  
Derrius Guice, LSU

AP - Christian Kirk, Texas A&M

**Defense**

DL - Jonathan Allen, Alabama  
Derek Barnett, Tennessee  
Carl Lawson, Auburn  
Myles Garrett, Texas A&M

LB - Zach Cunningham, Vanderbilt  
Reuben Foster, Alabama  
Kendell Beckwith, LSU

DB - Jalen Tabor, Florida  
Tre'Davious White, LSU  
Minkah Fitzpatrick, Alabama  
Aarion Penton, Missouri

**Special Teams**

PK - Daniel Carlson, Auburn

P - JK Scott, Alabama

RS - Christian Kirk, Texas A&M

**Second Team**

**Offense**

TE - O.J. Howard, Alabama

OL - Braden Smith, Auburn  
Will Holden, Vanderbilt  
Martez Ivey, Florida  
Alex Kozan, Auburn

C - Jon Toth, Kentucky

WR - Calvin Ridley, Alabama  
Fred Ross, Mississippi State

QB - Chad Kelly, Ole Miss\*  
Joshua Dobbs, Tennessee\*

RB - Rawleigh Williams III, Arkansas  
Ralph Webb, Vanderbilt\*  
Leonard Fournette, LSU\*

AP - Derrius Guice, LSU

**Defense**

DL - Arden Key, LSU  
Montravius Adams, Auburn  
Charles Harris, Missouri  
Caleb Brantley, Florida

LB - Tim Williams, Alabama  
Jarrad Davis, Florida  
Jordan Jones, Kentucky

DB - Jamal Adams, LSU  
Eddie Jackson, Alabama  
Quincy Wilson, Florida  
Justin Evans, Texas A&M

**Special Teams**

PK - Gary Wunderlich, Ole Miss

P - Johnny Townsend, Florida

RS - Evan Berry, Tennessee

**AP All-SEC Team**

**First Team**

**Offense**

QB - Jalen Hurts, Alabama

RB - Derrius Guice, LSU  
Kamryn Pettway, Auburn  
Rawleigh Williams III, Arkansas

OT - Cam Robinson, Alabama  
Dan Skipper, Arkansas

OG - Braden Smith, Auburn  
Alex Kozan, Auburn

C - Ethan Pocic, LSU  
Jon Toth, Kentucky

WR - Fred Ross, Mississippi State  
Christian Kirk, Texas A&M

TE - Evan Engram, Ole Miss

AP - Christian Kirk, Texas A&M

K - Daniel Carlson, Auburn

**Defense**

DE - Jonathan Allen, Alabama  
Derek Barnett, Tennessee

OT - Montravius Adams, Auburn

LB - Zach Cunningham, Vanderbilt  
Reuben Foster, Alabama  
Ryan Anderson, Alabama  
Arden Key, LSU

CB - Teez Tabor, Florida  
Tre'Davious White, LSU

S - Minkah Fitzpatrick, Alabama  
Jamal Adams, LSU

P - JK Scott, Alabama

**Second Team**

**Offense**

QB - Josh Dobbs, Tennessee  
Chad Kelly, Ole Miss

RB - Ralph Webb, Vanderbilt  
Leonard Fournette, LSU

OT - Robert Leff, Auburn  
Jonah Williams, Alabama

OG - Josh Boutte, LSU  
Martez Ivey, Florida  
Ross Pierschbacher, Alabama

C - Frank Ragnow, Arkansas

WR - ArDarius Stewart, Alabama  
J'Mon Moore, Missouri  
Josh Reynolds, Texas A&M

TE - O.J. Howard, Alabama

AP - Isaiah McKenzie, Georgia

K - Gary Wunderlich, Ole Miss

**Defense**

DE - Myles Garrett, Texas A&M  
Charles Harris, Missouri  
Carl Lawson, Auburn

OT - Caleb Brantley, Florida  
Darius English, South Carolina

LB - Tim Williams, Alabama  
Jordan Jones, Kentucky  
Kendall Beckwith

CB - Aarion Penton, Missouri  
Quincy Wilson, Florida

S - Marcus Maye, Florida  
Justin Evans, Texas A&M  
Mike Edwards, Kentucky

P - Johnny Townsend, Florida

**Coach of the Year**

Nick Saban, Alabama

**Offensive Player of the Year**

Jalen Hurts, Alabama

**Defensive Player of the Year**

Jonathan Allen, Alabama

**Newcomer of the Year**

Jalen Hurts, Alabama

PRE-SEASON ALL-SEC TEAMS

Media Days (Chosen by media)

(\*ties)  
**OFFENSE**  
 First-Team  
 QB Chad Kelly, Ole Miss (321)  
 RB Leonard Fournette, LSU (329)  
 RB Nick Chubb, Georgia (308)  
 WR Calvin Ridley, Alabama (318)  
 WR Christian Kirk, Texas A&M (223)  
 TE O.J. Howard, Alabama (294)  
 OL Cam Robinson, Alabama (315)  
 OL Dan Skipper, Arkansas (228)  
 OL Greg Pyke, Georgia (171)  
 OL Alex Kozan, Auburn (165)  
 C Ethan Pocic, LSU (188)

Second-Team  
 QB Joshua Dobbs, Tennessee (313)  
 RB Jalen Hurd, Tennessee (278)  
 RB Ralph Webb, Vanderbilt (151)  
 WR Malachi Dupre, LSU (167)  
 WR Fred Ross, Mississippi State (139)  
 TE Evan Engram, Ole Miss (214)  
 OL Martez Ivey, Florida (152)  
 OL William Clapp, LSU (143)  
 OL David Sharpe, Florida (138)  
 OL Alphonse Taylor, Alabama (137)  
 C Brandon Kublanow, Georgia (121)

Third-Team  
 QB Brandon Harris, LSU (25)  
 RB Stanley "Boom" Williams, Kentucky (60)  
 RB Jovon Robinson, Auburn (55)  
 WR Ricky Seals-Jones, Texas A&M (78)  
 WR Drew Morgan, Arkansas (49)  
 TE Jeremy Sprinkle, Arkansas (65)  
 OL Avery Gennesy, Texas A&M (120)  
 OL Jashon Robertson, Tennessee (119)  
 OL Braden Smith, Auburn (118)  
 OL Javon Patterson, Ole Miss (113)  
 C Ross Pierschbacher, Alabama (101)

**DEFENSE**  
 First-Team  
 DL Jonathan Allen, Alabama (301)  
 DL Myles Garrett, Texas A&M (286)  
 DL Carl Lawson, Auburn (253)  
 DL Derek Barnett, Tennessee (171)  
 LB Reuben Foster, Alabama (265)  
 LB Kendell Beckwith, LSU (231)  
 LB Jalen Reeves-Maybin, Tennessee (223)  
 DB Eddie Jackson, Alabama (293)  
 DB Jalen Tabor, Florida (249)  
 DB Tre'Davious White, LSU (221)  
 DB Cameron Sutton, Tennessee (213)

Second-Team  
 DL Montravius Adams, Auburn (167)  
 DL Bryan Cox, Florida (105)  
 DL Davon Godchaux, LSU (105)  
 DL Charles Harris, Missouri (103)  
 LB Tim Williams, Alabama (196)  
 LB Zach Cunningham, Vanderbilt (178)  
 LB Jarrad Davis, Florida (160)  
 DB Jamal Adams, LSU (193)  
 DB Minkah Fitzpatrick, Alabama (188)  
 DB Tony Conner, Ole Miss (146)  
 DB Dominick Sanders, Georgia (145)

Third-Team  
 DL Marquis Haynes, Ole Miss (102)  
 DL Deatrich Wise, Arkansas (95)  
 DL Cece Jefferson, Florida (85)  
 DL A.J. Jefferson, Mississippi State (84)  
 LB Lorenzo Carter, Georgia (92)  
 LB Richie Brown, Mississippi State (84)  
 LB Arden Key, LSU (76)  
 DB Marcus Maye, Florida (139)  
 DB Marlon Humphrey, Alabama (120)  
 DB Johnathan Ford, Auburn (105)  
 DB Armani Watts, Texas A&M (74)

**SPECIALISTS**  
 First-Team  
 P JK Scott, Alabama (252)  
 PK Daniel Carlson, Auburn (198)  
 RS Christian Kirk, Texas A&M (214)  
 AP Christian Kirk, Texas A&M (240)

Second-Team  
 P Johnny Townsend, Florida (124)  
 PK Adam Griffith, Alabama (174)  
 RS Evan Berry, Tennessee (163)  
 AP Alvin Kamara, Tennessee (152)

Third-Team  
 P Trevor Daniel, Tennessee (97)  
 PK Elliott Fry, South Carolina (91)  
 RS Isaiah McKenzie, Georgia (100)  
 AP Isaiah McKenzie, Georgia (112)

**PREDICTED ORDER OF FINISH**  
 WESTERN DIVISION (1st Place votes)

School	Points
Alabama (246)	2220
LSU (76)	1984
Ole Miss (5)	1479
Texas A&M (3)	1130
Arkansas (1)	1047
Auburn	890
Mississippi State	518

EASTERN DIVISION (1st Place votes)

School	Points
Tennessee (225)	2167
Florida (57)	1891
Georgia (45)	1860
Kentucky	933
Vanderbilt (2)	810
Missouri	807
South Carolina (2)	800

SEC CHAMPION

School	Points
Alabama	223
LSU	59
Tennessee	29
Georgia	7
Florida	5
Ole Miss	4
Texas A&M	1
South Carolina	1
Vanderbilt	1
Arkansas	1

**Coaches'**  
**First Team Preseason All-SEC**  
**OFFENSE**  
 TE O.J. Howard, Alabama  
 OL Cam Robinson, Alabama  
 Dan Skipper, Arkansas  
 Greg Pyke, Georgia  
 Alex Kozan, Auburn  
 C Ethan Pocic, LSU  
 WR Calvin Ridley, Alabama  
 Christian Kirk, Texas A&M  
 QB Chad Kelly, Ole Miss  
 RB Leonard Fournette, LSU  
 Nick Chubb, Georgia  
 AP Christian Kirk, Texas A&M

**DEFENSE**  
 DL Myles Garrett, Texas A&M  
 Jonathan Allen, Alabama  
 Derek Barnett, Tennessee  
 Carl Lawson, Auburn  
 LB Reuben Foster, Alabama  
 Kendell Beckwith, LSU  
 Jalen Reeves-Maybin, Tennessee\*  
 Jarrad Davis, Florida\*  
 DB Eddie Jackson, Alabama  
 Jalen Tabor, Florida  
 Cameron Sutton, Tennessee  
 Tre'Davious White, LSU

**SPECIAL TEAMS**  
 PK Daniel Carlson, Auburn  
 P JK Scott, Alabama  
 RS Christian Kirk, Tennessee\*  
 Evan Berry, Tennessee\*

**Second Team Preseason All-SEC**  
**OFFENSE**  
 TE Evan Engram, Ole Miss  
 OL William Clapp, LSU  
 Avery Gennesy, Texas A&M  
 Martez Ivey, Florida  
 Alphonse Taylor, Alabama\*  
 Braden Smith, Auburn\*  
 C Brandon Kublanow, Georgia  
 WR Fred Ross, Mississippi State  
 Malachi Dupre, LSU  
 QB Joshua Dobbs, Tennessee  
 RB Jalen Hurd, Tennessee  
 Ralph Webb, Vanderbilt  
 AP Isaiah McKenzie, Georgia

**DEFENSE**  
 DL Montravius Adams, Auburn  
 Charles Harris, Missouri  
 Bryan Cox, Florida  
 Davon Godchaux, LSU  
 LB Tim Williams, Alabama  
 Zach Cunningham, Vanderbilt  
 Brooks Ellis, Arkansas\*  
 Arden Key, LSU\*  
 DB Jamal Adams, LSU  
 Dominick Sanders, Georgia  
 Minkah Fitzpatrick, Alabama  
 Tony Conner, Ole Miss

**SPECIAL TEAMS**

PK Adam Griffith, Alabama\*  
 Elliott Fry, South Carolina\*  
 P Johnny Townsend, Florida  
 RS Isaiah McKenzie, Georgia

**Third Team Preseason All-SEC**

**OFFENSE**  
 TE Jeremy Sprinkle, Arkansas  
 OL David Sharpe, Florida  
 Mason Zandi, South Carolina  
 Jashon Robertson, Tennessee  
 Frank Ragnow, Arkansas  
 C Ross Pierschbacher, Alabama\*  
 Frank Ragnow, Arkansas\*  
 Jon Toth, Kentucky\*  
 WR Travin Dural, LSU  
 Drew Morgan, Arkansas  
 QB Brandon Harris, LSU  
 RB Stanley "Boom" Williams, Kentucky  
 Brandon Holloway, Mississippi State  
 AP Derrius Guice, LSU

**DEFENSE**  
 DL Marquis Haynes, Ole Miss  
 Lewis Neal, LSU  
 Deatrich Wise, Arkansas\*  
 Daeshon Hall, Texas A&M\*  
 A.J. Jefferson, Mississippi State\*  
 LB Richie Brown, Mississippi State  
 Oren Burks, Vanderbilt  
 Lorenzo Carter, Georgia  
 DB Marcus Maye, Florida  
 Marlon Humphrey, Alabama  
 Johnathan Ford, Auburn  
 Quincy Wilson, Florida

**SPECIAL TEAMS**  
 PK Gary Wunderlich, Ole Miss  
 P Trevor Daniel, Tennessee  
 RS Marcus Davis, Auburn\*  
 Cameron Sutton, Tennessee\*  
 Brandon Holloway, Mississippi State\*

\* - Ties

SEC CHAMPIONSHIP GAME

SEC DIVISIONAL TIE-BREAKER

In the event of a tie for the division championship, the following procedures will be used to break all ties to determine the SEC Football Championship Game representative. All Conference versus Conference Games (both division and non-division) will be counted in the Conference Standings.

1. **Two-Team Tie.** In the event two teams are tied for a division title, the following procedure will be used in the following order:

- A. Head-to-head competition between the two tied teams;
- B. Records of the tied teams within the division;
- C. Head-to-head competition against the team within the division with the best overall (divisional and non-divisional) Conference record, and proceeding through the division (multiple ties within the division will be broken from first to last and a tie for first place will be broken before a tie for fourth place);
- D. Overall record against non-divisional teams;
- E. Combined record against all common non-divisional teams;
- F. Record against the common non-divisional team with the best overall Conference record (divisional or non-divisional) and proceeding through other common non-divisional teams based on their order of finish within their division;
- G. Best cumulative Conference winning percentage of non-divisional opponents; and

Example: Tied Teams Non-Divisional Opponents Cumulative Record

Western 1 Eastern Opponents: 14-2  
 Western 2 Eastern Opponents: 12-4  
 (Western 1 would be the representative)

H. Coin flip of the tied teams.

2. **Three-Team Tie (or more).** If three teams (or more) are tied for a division title, the following procedure will be used in the following order: (Note: If one of the procedures results in one team being eliminated and two remaining, the two-team tiebreaker procedure as stated in No. 1 above will be used):

- A. Combined head-to-head record among the tied teams;
- B. Record of the tied teams within the division;
- C. Head-to-head competition against the team within the division with the best overall Conference record (divisional and non-divisional) and proceeding through the division (multiple ties within the division will be broken from first to last and a tie for first place will be broken before a tie for fourth place);
- D. Overall Conference record against non-divisional teams;
- E. Combined record against all common non-divisional teams;
- F. Record against the common non-divisional team with the best overall Conference record (divisional and non-divisional) and proceeding through other common non-divisional teams based on their order of finish within their division; and
- G. Best cumulative Conference winning percentage of non-divisional opponents (Note: If two teams' non-divisional opponents have the same cumulative record, then the two-team tiebreaker procedures apply. If four teams are tied, and three teams' non-divisional opponents have the same cumulative record, the three-team tiebreaker procedures will be used beginning with 2.A.);

Example: Tied Teams Non-Divisional Opponents Cumulative Record

Western 1 Eastern Opponents: 14-2  
 Western 2 Eastern Opponents: 12-4  
 Western 3 Eastern Opponents: 8-8  
 (Western 1 would be the representative)

H. Coin flip of the tied teams with the team with the odd result being the representative (Example: If there are two teams with tails and one team with heads, the team with heads is the representative).

2016 SEC CHAMPIONSHIP GAME

The Southeastern Conference's Eastern and Western Division winners met in Atlanta's Georgia Dome to battle for the league championship and the right to represent the conference in the College Football Playoff. The 25th-annual title game was played December 3 and was televised nationally by CBS Sports.

The game was born as a result of 1992 conference expansion, which saw Arkansas and South Carolina become the first members added in SEC history. Under NCAA regulations at the time, a conference with 12 members may play an additional football game to determine its champion, provided the regular season is played in divisions.

The participants of the game are determined each year during the eight-game regular-season conference schedule as the teams with the best overall SEC winning percentage in each division.

The 2016 SEC Championship Game was the highest rated championship game in the nation and second highest rated game of the entire 2016 season. Overall the SEC in on CBS had four of the Top 10 Most Watched College Football games this season and seven of the Top 20.

The 2009 SEC Championship Game earned an 11.8 rating and a 24 share, marking the highest-rated SEC Championship Game in history. The game matched the No. 1 Florida Gators (12-0) vs. the No. 2 Alabama Crimson Tide (12-0).

The SEC Championship Game has drawn 23 capacity crowds in its 25-year history. Only 1993 (Birmingham) and 1995 (Atlanta) were not sellouts.

The SEC, along with AMB Sports & Entertainment (AMBSE) and the Georgia World Congress Center Authority (GWCCA), recently announced an agreement to host the SEC Championship Game at Mercedes-Benz Stadium in Atlanta through 2026. The new agreement allows the SEC the option of adding up to two successive five-year extensions.

The Georgia Dome has hosted the SEC Championship Game for 23 years beginning in 1994, with capacity crowds in the last 21 consecutive years. By the end of the new agreement, including options, the Championship will have been played in Atlanta a total of 43 years. Mercedes-Benz Stadium is set to open in 2017, with 2016 set to be the final SEC Championship Game held in the Georgia Dome.

Year	Score	Attendance
1992	Alabama 28, Florida 21	83,091
1993	Florida 28, Alabama 13	76,345
1994	Florida 24, Alabama 23	74,751
1995	Florida 34, Arkansas 3	71,325
1996	Florida 45, Alabama 30	74,132
1997	Tennessee 30, Auburn 29	74,896
1998	Tennessee 24, Miss. State 14	74,795
1999	Alabama 34, Florida 7	71,500
2000	Florida 28, Auburn 6	73,427
2001	LSU 31, Tennessee 20	74,843
2002	Georgia 30, Arkansas 3	74,835
2003	LSU 34, Georgia 13	74,913
2004	Auburn 38, Tennessee 28	74,892
2005	Georgia 34, LSU 14	73,717
2006	Florida 38, Arkansas 28	73,374
2007	LSU 21, Tennessee 14	73,832
2008	Florida 31, Alabama 20	75,892
2009	Alabama 32, Florida 13	75,514
2010	Auburn 56, South Carolina 17	75,802
2011	LSU 42, Georgia 10	74,515
2012	Alabama 32, Georgia 28	75,624
2013	Auburn 59, Missouri 42	75,632
2014	Alabama 42, Missouri 13	73,526
2015	Alabama 29, Florida 15	75,320
2016	Alabama 54, Florida 16	74,632

Here's a chart of team history in the SEC Championship Game:

Team	Appearances	W-L	Pct.
Florida	12	7-5	.583
Alabama	11	7-4	.636
Auburn	5	3-2	.600
Georgia	5	2-3	.400
LSU	5	4-1	.800
Tennessee	5	2-3	.400
Arkansas	3	0-3	.000
Missouri	2	0-2	.000
Mississippi State	1	0-1	.000
South Carolina	1	0-1	.000

## SEC CHAMPIONSHIP GAME

### SEC CHAMPIONSHIP GAME RACE RECAPS

1992 - Both races decided before final weekend. Florida and Georgia (6-2 in the SEC) were co-champions in the Eastern Division. The Gators won the tie-breaker by virtue of a 26-24 win over the Bulldogs earlier in the season. Alabama (8-0) was the outright Western Division champion, even with a game against Auburn in the final weekend, which the Tide won, 17-0.

1993 - Both races decided before final weekend. Florida won the Eastern Division and Alabama won the Western Division. The Gators finished 1/2 game ahead of Tennessee (UT tied Alabama, 17-17). Alabama, at 5-2-1, finished two games ahead second-place Arkansas. Auburn was 8-0 in the SEC, but was ineligible for the conference title.

1994 - Both races decided before final weekend. Florida won the Eastern Division, finishing SEC play at 7-1, two games ahead of Tennessee. Alabama won the Western Division with an 8-0 SEC mark, three games ahead of Miss. State.

1995 - Both races decided before final weekend. Florida won the Eastern Division, finishing SEC play at 8-0, one game ahead of Tennessee. Arkansas won the Western Division with a 6-2 SEC mark, one game ahead of Auburn and Alabama.

1996 - Both races decided before final weekend. Florida won the Eastern Division, finishing SEC play at 8-0, one game ahead of Tennessee. Alabama won the Western Division with a 6-2 SEC mark, tying LSU. However, the Tide defeated the Tigers, 26-0, earlier in the year to win the tie-breaker.

1997 - Eastern Division race not finalized until after the final weekend. Tennessee defeated Vanderbilt, 17-10, to win the division on the final weekend. Tennessee, at 7-1 in the SEC, finished one game ahead of Georgia and Florida. Auburn had won the Western Division with a 6-2 SEC mark, tying LSU. However, Auburn defeated LSU, 31-28, earlier in the year to win the tie-breaker.

1998 - Western Division race not finalized until after the final weekend. Miss. State defeated Ole Miss, 28-6, on Thanksgiving night, to win division on final weekend. Arkansas and Miss. State finished in tie for the division title. However, Miss. State defeated Arkansas, 22-21, earlier that season to win the tie-breaker. Arkansas defeated LSU 41-14 on the final weekend, but when State defeated Ole Miss, the chase for the Championship Game had been won. Tennessee had clinched the Eastern Division before the final weekend and defeated Vanderbilt, 41-0, to finished the SEC at 8-0.

1999 - Both races decided before final weekend. Florida won the Eastern Division, finishing SEC play at 7-1, one game ahead of Tennessee. Alabama won the Western Division with a 7-1 SEC mark, one game ahead of Miss. State.

2000 - Both races decided before final weekend. Florida won the Eastern Division, finishing SEC play at 7-1, two games ahead of South Carolina, Georgia and Tennessee. Auburn won the Western Division with a 6-2 SEC mark, one game ahead of LSU. LSU lost to Arkansas in the final weekend, 14-3. Even if the Tigers would have beaten the Razorbacks, Auburn would have won the tie-breaker over LSU due to a 34-17 win earlier in the season.

2001 - Both races go down to the final weekend. Due to game postponements on Sept. 15, games were rescheduled for Dec. 1. On that weekend, Tennessee defeated Florida, 34-32, in Gainesville, and LSU defeated Auburn, 27-14, in Baton Rouge, to clinch berths in the SEC Championship Game. The Vols won the East with a 7-1 mark while LSU had a 5-3 mark and tied with Auburn for the West, but won the head-to-head tiebreaker.

2002 - Western division race not finalized until after the final weekend. Georgia clinched the Eastern Division championship on Nov. 16 after defeating Auburn, 24-21, in Auburn. The 7-1 Bulldogs finish one game ahead of Florida, which was 6-2. Arkansas wins the Western Division on the season's final weekend, defeating LSU, 21-20, in Little Rock on Nov. 29. The Razorbacks, LSU Tigers and Auburn Tigers are tied at 5-3 but Arkansas wins the head-to-head tiebreakers.

2003 - Both races decided on final weekend. Tennessee defeats Kentucky, 20-7, to force a three-way tie for Eastern Division championship between Vols, Georgia and Florida. Using tie-breaker involving the BCS standings, Georgia has the highest BCS ranking and has defeated Tennessee (next highest ranking) during regular season to secure SEC Championship Game berth. LSU defeats Arkansas, 55-24, and Ole Miss beats Mississippi State, 31-0, to force a tie for the Western Division championship. LSU's 17-14 win over Ole Miss the week before earns the Tigers the Western Division berth.

2004 - Auburn clinches berth in the SEC Championship Game on Oct. 30, tying the earliest since the game began in 1992 (Alabama, 1993). The Tigers (8-0) finish two games ahead in the standings of second-place LSU (6-2). Tennessee clinches berth as Eastern Division representative with 38-33 win against Vanderbilt on Nov. 20. The Vols (7-1) would win their next game on the following weekend against Kentucky to claim the division title outright. Georgia was second in the Western Division with a 6-2 mark.

2005 - Georgia (6-2) clinched Eastern Division Championship with a 45-13 win over Kentucky on Nov. 19. The Bulldogs finish one full game ahead of South Carolina and Florida in the standings. LSU clinched Western Division title with a 19-17 win over Arkansas on Nov. 25. The Tigers finished tied for the Western Division title (7-1), but defeated Auburn, 20-17, on Oct. 22, to win the tie-breaker.

2006 - Florida (7-1) clinched Eastern Division Championship and berth in the SEC Championship Game on Nov. 4, by defeating Vanderbilt, 25-19. Arkansas clinched the Western Division title and SEC Championship Game berth with a 28-14 win over Mississippi State on Nov. 18.

2007 - LSU (6-2) clinched Western Division berth in the SEC Championship Game on Week 11 after Alabama and Auburn both lose. Tennessee (6-2) gets Eastern Division berth with 52-50 four-overtime victory over Kentucky in Week 13. The Vols win the tie-breaker with Georgia (6-2), defeating the Bulldogs 35-14 in Week 6.

2008 - Alabama (8-0) clinched Western Division berth in SEC Championship Game on Week 11 (Nov. 1) after defeating LSU, 27-21. Florida (7-1) clinched Eastern Division berth in SEC Championship Game on Week 12 (Nov. 8) after defeating Vanderbilt, 42-14.

2009 - Florida (8-0) clinched Eastern Division berth in SEC Championship Game on Week 9 (Oct. 31) after defeating Georgia, 41-17. Alabama (8-0) clinched Western Division berth in SEC Championship Game on Week 11 (Nov. 14) after defeating Mississippi State, 31-3.

2010 - Both spots in the SEC Championship Game were clinched on Week 11 (Nov. 13). Auburn (8-0) clinched Western Division berth with a 49-31 win against Georgia. South Carolina (5-3) clinched Eastern Division berth with a 36-14 win against Florida.

2011 - Georgia (7-1) clinched a berth in the SEC Championship Game in Week 12 (Nov. 19) with a 19-10 win over Kentucky while LSU (8-0) clinched its berth in Week 13 (last weekend of the regular season) with a 41-17 win over Arkansas.

2012 - Georgia (7-1) clinched a berth in the SEC Championship Game in Week 11 (Nov. 10) with a 38-0 win over Auburn. Alabama clinched a berth in the SEC Championship Game in Week 13 (Nov. 24) with a 49-0 win over Auburn.

2013 - For the first time since 2003, both races were determined on the final weekend. Auburn (7-1) clinched a berth in the SEC Championship Game with a dramatic 34-28 win off a 109-yard missed field goal return for a touchdown on the game's final play at Auburn. SEC newcomer Missouri (7-1) clinched a berth in the SEC Championship Game with a 28-21 home win over Texas A&M.

2014 - For the second straight season, both divisional races were determined on the final weekend. Missouri won the SEC East outright by closing the season with three straight SEC wins, including two on the road for their second straight trip to Atlanta. Alabama won the Western Division outright as well, with Ole Miss defeating Mississippi State in the Egg Bowl, while Alabama topped Auburn in the Iron Bowl.

2015 - Florida (7-1) won the Eastern Division, clinching a spot after defeating Vanderbilt on Nov. 7. Alabama (7-1) claimed the Western Division with a victory over Auburn in the Iron Bowl on the final day of the regular season. It was the fourth straight season where the Western Champion was the Iron Bowl winner.

2016 - Florida (6-2) won the Eastern Division, clinching a spot after defeating LSU in Baton Rouge on Nov. 19. Alabama claimed the Western Division with a victory over Mississippi State on Nov. 12. This marked the first time since 2010 that saw the SEC Championship Game set prior to the final weekend of the regular season.

### SEC CHAMPIONSHIP GAME RACE RECAP

The earliest a berth has been clinched in the SEC Championship Game is Oct. 30 (Auburn, 2004, & Alabama, 1993).

In 16 of 50 divisional races (including 2016), a championship game berth has not been decided until the weekend prior to the SEC Championship Game. That occurred in 1997 (Tennessee), 1998 (Mississippi State), 2001 (Tennessee and LSU), 2002 (Arkansas), 2003 (Georgia and LSU), 2005 (LSU), 2007 (Tennessee), 2011 (LSU), 2012 (Alabama), 2013 (Auburn and Missouri), 2014 (Alabama and Missouri) and 2015 (Alabama).



# 2016 SEC Football

## 2016 SEC FOOTBALL CHAMPIONSHIP GAME

### 2016 SEC CHAMPIONSHIP GAME

The 25th annual SEC Football Championship Game was played on Dec. 3 at the Georgia Dome in Atlanta, with Alabama claiming a 54-16 victory over Florida and the No. 1 seed in the College Football Playoff.

The game drew a capacity crowd of 74,632 and had a 6.6/15 television rating for CBS Sports, the highest rated conference championship game in the nation, and second highest rated game of the entire 2016 college football season nationally.

The 2009 SEC Championship Game earned a 11.8 rating and a 24 share, the highest rated SEC Championship Game in history.

The game was played in Birmingham's Legion Field in 1992 and 1993 and moved to the Georgia Dome in 1994.

The Championship Game has drawn 23 capacity crowds in its 25-year history. Only 1993 (Birmingham) and 1995 (Atlanta) were not sellouts.

Year	Score	Attendance
1992	Alabama 28, Florida 21	83,091
1993	Florida 28, Alabama 13	76,345
1994	Florida 24, Alabama 23	74,751
1995	Florida 34, Arkansas 3	71,325
1996	Florida 45, Alabama 30	74,132
1997	Tennessee 30, Auburn 29	74,896
1998	Tennessee 24, Miss. State 14	74,795
1999	Alabama 34, Florida 7	71,500
2000	Florida 28, Auburn 6	73,427
2001	LSU 31, Tennessee 20	74,843
2002	Georgia 30, Arkansas 3	74,835
2003	LSU 34, Georgia 13	74,913
2004	Auburn 38, Tennessee 28	74,892
2005	Georgia 34, LSU 14	73,717
2006	Florida 38, Arkansas 28	73,374
2007	LSU 21, Tennessee 14	73,832
2008	Florida 31, Alabama 20	75,892
2009	Alabama 32, Florida 13	75,514
2010	Auburn 56, South Carolina 17	75,802
2011	LSU 42, Georgia 10	74,515
2012	Alabama 32, Georgia 28	75,624
2013	Auburn 59, Missouri 42	75,632
2014	Alabama 42, Missouri 13	73,526
2015	Alabama 29, Florida 15	75,320
2016	Alabama 54, Florida 16	74,632

### 2016 SEC FOOTBALL CHAMPIONSHIP GAME

Alabama 54, Florida 16

Dec. 3, 2016 • Georgia Dome (74,632) • Atlanta, Ga.

Alabama.....	16	17	7	14	- 54	Record: (13-0, 8-0)
Florida.....	9	7	0	0	- 16	Record: (8-4, 6-2)

#### Scoring Summary:

1st	09:51 UF - A. Callaway 5 yd TD PASS from A. Appleby (KICK by E. Pineiro), 10-64 5:09 0-7
1st	06:58 UA - Adam Griffith 31 yd FG 4--1 0:58 3-7
1st	05:06 UA - M. Fitzpatrick 44 yd TD INT (KICK by Adam Griffith), 10-7
1st	01:42 UA - Josh Jacobs 27 yd TD PUNT 16-7
1st	01:42 UF - D. Reese 98 yd PAT 16-9
2nd	11:55 UA - Gehrig Dieter 6 yd TD PASS from Jalen Hurts (KICK by Adam Griffith), 7-88 2:58 23-9
2nd	06:27 UA - Adam Griffith 25 yd FG 7-36 2:01 26-9
2nd	03:47 UA - Josh Jacobs 6 yd TD RUSH (KICK by Adam Griffith), 5-62 1:43 33-9
2nd	00:19 UF - D. Goolsby 25 yd TD PASS from A. Appleby (KICK by E. Pineiro), 10-92 3:23 33-16
3rd	03:32 UA - Bo Scarbrough 2 yd TD RUSH (KICK by Adam Griffith), 8-98 3:16 40-16
4th	09:15 UA - Bo Scarbrough 1 yd TD RUSH (KICK by Adam Griffith), 15-91 7:34 47-16
4th	03:48 UA - Derrick Gore 10 yd TD RUSH (KICK by A. Pappanastos), 4-21 2:24 54-16

	Alabama	Florida
Total Yds	372	261
Rush Yds	234	0
Pass Yds	138	261
Penalties	2-14	7-53
1st Downs	18	16
3rd Downs	5-10	7-16
4th Downs	0-0	0-2
Total Plays	58	69
Avg Yds/Play	6.4	3.8
Red Zone	7-7	1-2
Time of Poss	24:52	35:08
Turnovers	0	3
Pts Off Turns	17	0
Fumbles-Lost	1-0	1-0
Sacks	4	2
TFL	9	7

Full Game Statistics: <http://archive.statbroadcast.com/155317.html>

MVP: Alabama LB Reuben Foster was named the MVP. He becomes the fourth defensive player to take home MVP honors and first linebacker. He joins DBs Antonio Langham, Alabama in 1992 and Tyrann Mathieu, LSU in 2011 and DT Ellis Johnson, Florida 1994 as the only defensive players. Foster finished with 11 tackles, 2.5 TFLs including two sacks which tied the championship game record.

#### NOTES

- Alabama won its seventh SEC Championship Game, fifth in a row, and 26th overall conference title. The Crimson Tide are 7-4 in the title game, matching Florida for the most wins in championship game history. Florida drops to 7-5 in the title game, having lost its last three.
- Alabama has won the last three championship games, the longest streak since Florida won four consecutive from 1993-96.
- Tonight's game marked the ninth championship game meeting between Alabama and Florida. The Crimson Tide now lead 5-4.
- The Western Division has won the last eight championship games and nine of the last 10 to improve to 14-11 overall. Alabama has five titles during the win streak with Auburn two and LSU one.
- Alabama coach Nick Saban improves to 7-1 in the title game, going 5-1 with the Crimson Tide and 2-0 at LSU.

#### SEC CHAMPIONSHIP GAME HISTORY

Team	App.	Record	Titles
Florida	12	7-5 (.583)	7 (1993, 1994, 1995, 1996, 2000, 2006, 2008)
Alabama	11	7-4 (.636)	7 (1992, 1999, 2009, 2012, 2014, 2015, 2016)
Auburn	5	3-2 (.600)	3 (2004, 2010, 2013)
Georgia	5	2-3 (.400)	2 (2002, 2005)
LSU	5	4-1 (.800)	4 (2001, 2003, 2007, 2011)
Tennessee	5	2-3 (.400)	2 (1997, 1998)
Arkansas	3	0-3 (.000)	
Missouri	2	0-2 (.000)	
Mississippi State	1	0-1 (.000)	
South Carolina	1	0-1 (.000)	



## 2016 SEC Football

### 2016 SEC FOOTBALL LEGENDS CLASS

BIRMINGHAM, Ala. (Oct. 4, 2016) – The Southeastern Conference on Tuesday announced its 2016 SEC Football Legends class, a collection of former football stand-outs who will be honored at events surrounding the SEC Football Championship Game in Atlanta in December.

The 2016 Football Legends Class includes 14 former stars who excelled on the gridiron and helped write the rich history of the sport at their respective institutions. This year's class includes a Heisman Trophy winner, All-Americans, All-SEC selections and Academic All-Americans as well as NCAA and SEC record holders. The group represents teams that won National and SEC Championships and are represented in state, school and college football halls of fame.

The class will be honored at the 2016 SEC Football "Weekend of Champions" Dec. 2-3 in Atlanta, Ga. The annual SEC Legends Dinner presented by AT&T will be held Dec. 2 at the Hyatt Regency in Atlanta and the group will also be recognized prior to the SEC Football Championship Game, which will be held at the Georgia Dome on Sat., Dec. 3.

Below is a listing and biographies of the 2016 SEC Football Legends:

#### 2016 SEC FOOTBALL LEGEND BIOGRAPHIES

##### **ALABAMA – Chris Samuels, Offensive Tackle, 1996-99**

Alabama offensive tackle Chris Samuels was the Crimson Tide's first Outland Trophy winner. A first-team All-American at left tackle as a senior for the Tide in 1999, he was also recipient of the Jacobs Trophy, symbolic of the SEC's best offensive blocker. Samuels started 42 consecutive games during his Alabama career and was a first-team All-SEC selection in both 1998 and 1999. A crushing blocker and superb pass protector, he did not allow a quarterback sack or quarterback pressure during his entire senior season. Samuels was the third player selected in the 2000 NFL Draft by the Washington Redskins. He spent his entire professional career with the Redskins, playing 10 years while being chosen to the Pro Bowl six times. He was named one of the 80 Greatest Redskins of all time.

##### **ARKANSAS – Shawn Andrews, Offensive Tackle, 2001-03**

Arkansas offensive tackle Shawn Andrews was a finalist for the Outland Trophy and Lombardi Award in his junior season with the Razorbacks. A two-time All-American, he was also named the SEC's 2003 Offensive Player of the Year by College Football News and won the Jacobs Trophy, awarded annually to the best blocker in the Southeastern Conference, in both 2002 and 2003. In 2002, he helped Arkansas lead the SEC and rank fifth in the nation in rushing (241.9 yards per game). In 2002, he became the first sophomore in Arkansas history to earn first-team All-America honors. Andrews was a first-round selection (16th overall pick) in the 2004 NFL Draft by the Philadelphia Eagles and played 10 years in the NFL. He helped lead the Eagles to the NFC title in 2004 and was named to the Pro Bowl three times.

##### **AUBURN – Jason Campbell, Quarterback, 2000-04**

Auburn quarterback Jason Campbell was the SEC 2004 Offensive Most Valuable Player and first-team All-SEC while leading the Tigers to a perfect 13-0 record and an SEC Championship. His senior season in 2004, Campbell threw for 2,700 yards and 20 touchdowns and was named the 2004 SEC Championship game MVP after throwing

for 374 yards and three touchdowns. A four-year starter, Campbell led Auburn to a 31-9 mark in his 40 career starts, the most wins ever by a starting quarterback in school history. He led the Tigers to three consecutive bowl wins and was the Music City Bowl and Sugar Bowl MVPs in consecutive years. Campbell holds the school record for career passing efficiency and is second in passing yards, total offense, completion percentage and passing touchdowns. A first round pick of the Washington Redskins in the 2005 NFL Draft, Campbell played 10 years in the NFL from 2005-14.

##### **FLORIDA – Steve Spurrier, Quarterback 1963-1966; Head Coach 1990-2001**

Florida quarterback Steve Spurrier was the Gators' starter for three seasons and a two-time consensus All-American, winning the Heisman Trophy in his senior season of 1966. During his record-setting career he passed for more than 4,800 yards and 37 touchdowns. Following a 14-year NFL career, he returned to Florida in 1990 to become the Gators' head coach. For 12 seasons he led Florida to unprecedented success with his Fun 'n' Gun offense, recording Florida's first six SEC championships and first consensus national championship in 1996. Meanwhile his squads and players set numerous school and SEC records. In 1996, Spurrier became the first Heisman Trophy winner to coach a Heisman winner when UF quarterback Danny Wuerffel won the award. Spurrier later was head coach at South Carolina from 2005-2015. He was inducted into the College Football Hall of Fame as a player in 1986.

##### **GEORGIA – Jon Stinchcomb, Offensive Line, 1999-2002**

Georgia offensive lineman Jon Stinchcomb made early headlines for the Bulldogs as a Freshman All-American, then went on to a stellar career capped by first team All-American honors his senior year of 2002. It was his senior season when he helped lead Georgia win its first SEC championship in 20 years, the same year he was named to the CoSIDA Academic All-America Team for the second year in a row. He also was one of 11 Division I players nationally to be named to the AFCA National Good Works Team for outstanding contributions to community service. A 2002 recipient of the National Football Foundation Post Graduate Scholarship, Stinchcomb was drafted by the New Orleans Saints in the second round of the 2003 NFL Draft, was recipient of the Saints Man of the Year Award for 2008, and was a starting offensive lineman on the Saints' 2010 Super Bowl Championship team.

##### **KENTUCKY – James Whalen, Tight End, 1997-1999**

Kentucky tight end James Whalen had a storybook rags-to-riches collegiate career. After first joining the Wildcats as a walk-on, he eventually became a mainstay in the Kentucky lineup and soon was recognized as one of the best in the country at his position. He earned first-team All-America honors from the Walter Camp Football Foundation, Associated Press, CNN/SI and CBS SportsLine in 1999. A sure-handed receiver who also earned consensus All-SEC honors, Whalen caught 90 passes his senior campaign, totaling 1,019 yards and 10 touchdowns as he led the nation's tight ends in all three categories. He also set an NCAA record for most catches by a tight end in a season. Selected by the Tampa Bay Bucs in the 2000 NFL draft, Whalen played four years with the Dallas Cowboys.

##### **LSU – Robert Dugas, Offensive Tackle, 1976-78**

LSU offensive tackle Robert Dugas is one of the most decorated student-athletes in LSU history, earning first team All-America honors for his play on the football field as well as his performance in the classroom. Dugas was a 1978 National Scholar-Athlete

## 2016 SEC Football

### 2016 SEC FOOTBALL LEGENDS CLASS

and was also a first-team Academic All-America selection in 1977. On the field, Dugas earned All-America honors from the Football News as he anchored an LSU offensive line known as the "Root Hogs." He helped pave the way for LSU's record-setting running back Charles Alexander who set numerous school rushing records. Dugas was a two-time All-SEC pick in 1977 and 1978 and he earned Academic All-SEC in 1977 and 1978. He later served as team physician for the Nebraska football program for many years before returning to Baton Rouge.

#### **OLE MISS – Kris Mangum, Tight End, 1994-96**

Ole Miss tight end Kris Mangum earned first-team All-America honors in 1996 when he served as team captain for the Rebels. A two-time All-SEC selection, Mangum caught 74 passes for 729 yards and four touchdowns during his three seasons with the Rebels, averaging 9.9 yards per reception. He was named the 1996 SEC Most Outstanding Lineman by the Birmingham Monday Morning Quarterback Club, and he finished his collegiate career ranked second among Ole Miss tight ends in passes caught and third in receiving yards. Mangum enjoyed a 10-year career in the NFL with the Carolina Panthers, retiring after the 2006 season as the fifth-leading receiver in franchise history with 151 catches for 1,424 yards and nine TDs and third in team history in games played with 126. He was inducted into the Ole Miss Athletics Hall of Fame in 2008.

#### **MISSISSIPPI STATE – Randy Thomas, Offensive Guard, 1997-98**

Mississippi State offensive guard Randy Thomas was a two-year starter for the Bulldog from 1997-98. Thomas was a valuable leader of MSU's 1998 SEC Western Division championship team that reached the SEC Championship Game in Atlanta. Although he didn't start playing football until the tenth grade, he started all 24 games of his career at Mississippi State while earning second-team All-America honors by the Sporting News and second-team All-SEC accolades by the Associated Press as a senior. Thomas was selected in the second round of the 1999 NFL Draft by the New York Jets, becoming the highest drafted MSU offensive lineman since 1976 at the time. Thomas played 11 NFL seasons, starting 143 games from 1999-2009 that included stints with the Jets and Washington Redskins.

#### **MISSOURI – Justin Smith, Defensive End, 1998-2000**

Missouri defensive end Justin Smith was one of the top pass rushing defensive ends in Tiger history. Smith was a first-team All-American as a junior in 2000 before bypassing his final year of eligibility for the NFL. In his final season as a Tiger, he recorded 97 total tackles and 11 quarterback sacks, both Mizzou season records at the time. In just three years, he established the MU career sacks record with 22.5. Smith went on to become the highest-ever draft pick by a Mizzou Tiger when he was selected with the No. 4 overall pick of the 2000 NFL Draft by the Cincinnati Bengals. He turned in a stellar 14-year NFL career, becoming one of the league's most feared defenders in seven seasons with the Bengals and the San Francisco 49ers. He was selected for five consecutive Pro Bowls (2009-2013), and was named to the AP All-Pro Team in both 2011 and 2012. Sports Illustrated named him the NFL Defensive Player of the Year in 2011 and he helped lead the 49ers to Super Bowl XLVII.

#### **SOUTH CAROLINA – Travele Wharton, Offensive Tackle, 2000-2003**

South Carolina offensive tackle Travele Wharton started 45 of the 47 games the Gamecocks from 2000-2003. A relentless blocker, he did not allow a sack after the second game of his freshman season in 2000, a span of 45 contests. A highly-decorated player during his career, Wharton earned Freshmen All-America honors from The Sporting News in 2000. As a senior in 2003, Wharton anchored an offensive line that allowed only 10 sacks the entire season. He was named a team captain as a senior and earned All-SEC recognition before he was chosen to play in the Senior Bowl. He was selected by Carolina in the third round of the 2004 NFL Draft, and logged a 10-year NFL career with the Panthers and Cincinnati Bengals, starting 111 of the 115 games in which he played.

#### **TENNESSEE – Deon Grant, Defensive Back, 1997-1999**

Tennessee defensive back Deon Grant had eyes for the football during his years on Rocky Top, totaling 14 interceptions and 141 tackles in a standout career for the Volunteers. The All-American defensive back had multiple interceptions in three different games during his junior season of 1999, finishing with nine picks and 167 return yards on the season to tie for the lead in the NCAA. Grant helped lead the Vols to the inaugural BCS National Championship in 1998. He remains the last Vol to intercept three passes in a game as he accomplished the feat on Oct. 2, 1999 vs. Auburn. Grant was selected in the second round draft of the 2000 NFL draft by the Carolina Panthers and played 12 seasons in the NFL for Carolina, Jacksonville, Seattle and the New York Giants. He earned a Super Bowl ring with the Giants in their win over New England in Super Bowl XLVI.

#### **TEXAS A&M – Ray Mickens, Defensive Back, 1992-95**

Texas A&M defensive back Ray Mickens was an All-American for the Aggies in 1995. A four-year letterman in football, Mickens was a three-time All-SWC selection (1993-94-95). Born in Frankfurt, Germany, he played high school football in El Paso, Texas, where he attracted the attention of the Aggies. During his career at Texas A&M, the Aggies compiled a record of 41-6-1 and was 25-2-1 in the SWC. Mickens started 36 games at cornerback and with his help the Aggie defense ranked No. 3 in the country in total defense his senior season and in 1993 the Aggie pass defense led the country in pass efficiency defense. He was a third-round draft pick of the New York Jets in 1996 and played through the 2003 season for the Jets before suffering a torn ACL and missing the 2004 season. He finished his NFL career playing for the Cleveland Browns (2005) and New England Patriots (2006).

#### **VANDERBILT – Chris Williams, Offensive Tackle, 2005-2007**

Vanderbilt offensive tackle Chris Williams arrived on the Vanderbilt campus as an undersized and under-recruited offensive line candidate. He left as one of the greatest linemen in Commodore team history. After adding more than nearly 60 pounds of bulk during his first two years on campus, Williams quickly established himself in 2005, becoming a starter at left guard as a sophomore. Williams later developed into one of the nation's premier left tackles, earning first team All-Southeastern Conference honors as a senior in 2007. After graduating, Williams was selected as the No. 14 overall pick in the 2008 NFL Draft by the Chicago Bears, becoming the first Commodore offensive lineman in more than two decades to be taken in the first round of the draft. Williams went on to enjoy a seven-year NFL career until injuries forced him out of the game in 2014.

# 2016 SEC Football

## 2017 SEC FOOTBALL WEEKLY CONFERENCE SCHEDULE

### Sept. 2

Alabama vs. Florida State (Atlanta)  
Florida A&M at Arkansas (Little Rock)  
Georgia Southern at Auburn  
Florida vs. Michigan (Arlington)  
Appalachian State at Georgia  
Kentucky at Southern Mississippi  
LSU vs. BYU (Houston)  
South Alabama at Ole Miss  
Charleston Southern at Mississippi State  
Missouri State at Missouri  
South Carolina vs. NC State (Charlotte)  
Texas A&M at UCLA  
Vanderbilt at Middle Tennessee

### Sept. 4 (Monday)

Tennessee vs. Georgia Tech (Atlanta)

### Sept. 9

Fresno State at Alabama  
TCU at Arkansas  
Auburn at Clemson  
Northern Colorado at Florida  
Georgia at Notre Dame  
Eastern Kentucky at Kentucky  
UT Chattanooga at LSU  
UT Martin at Ole Miss  
Mississippi State at Louisiana Tech  
\*South Carolina at Missouri  
Indiana State at Tennessee  
Nicholls State at Texas A&M  
Alabama A&M at Vanderbilt

### Sept. 16

Colorado State at Alabama  
Mercer at Auburn  
\*Tennessee at Florida  
Samford at Georgia  
Ole Miss at California  
\*LSU at Mississippi State  
Purdue at Missouri  
\*Kentucky at South Carolina  
Louisiana-Lafayette at Texas A&M  
Kansas State at Vanderbilt

### Sept. 23

Arkansas vs. Texas A&M (Arlington)  
\*Mississippi State at Georgia  
\*Florida at Kentucky  
Syracuse at LSU  
\*Auburn at Missouri  
Louisiana Tech at South Carolina  
UMass at Tennessee  
\*Alabama at Vanderbilt

### Sept. 30

\*Ole Miss at Alabama  
New Mexico State at Arkansas  
\*Mississippi State at Auburn  
\*Vanderbilt at Florida  
Eastern Michigan at Kentucky  
Troy at LSU  
\*Georgia at Tennessee  
\*South Carolina at Texas A&M

### Oct. 7

\*Ole Miss at Auburn  
\*Missouri at Kentucky  
\*LSU at Florida  
\*Arkansas at South Carolina  
\*Alabama at Texas A&M  
\*Georgia at Vanderbilt

### Oct. 14

\*Arkansas at Alabama  
\*Texas A&M at Florida  
\*Missouri at Georgia  
\*Auburn at LSU  
\*Vanderbilt at Ole Miss  
BYU at Mississippi State  
\*South Carolina at Tennessee

### Oct. 21

\*Tennessee at Alabama  
\*Auburn at Arkansas  
\*LSU at Ole Miss  
\*Kentucky at Mississippi State  
Idaho at Missouri

### Oct. 28

\*Georgia vs. Florida (Jacksonville)  
\*Tennessee at Kentucky  
\*Arkansas at Ole Miss  
Missouri at UConn  
\*Vanderbilt at South Carolina  
\*Mississippi State at Texas A&M

### Nov. 4

\*LSU at Alabama  
Coastal Carolina at Arkansas  
\*South Carolina at Georgia  
\*Ole Miss at Kentucky  
UMass at Mississippi State  
\*Florida at Missouri  
Southern Miss at Tennessee  
\*Auburn at Texas A&M  
Western Kentucky at Vanderbilt

### Nov. 11

\*Georgia at Auburn  
\*Arkansas at LSU  
Louisiana-Lafayette at Ole Miss  
\*Alabama at Mississippi State  
\*Tennessee at Missouri  
\*Florida at South Carolina  
New Mexico at Texas A&M  
\*Kentucky at Vanderbilt

### Nov. 18

Mercer at Alabama  
\*Mississippi State at Arkansas  
Louisiana-Monroe at Auburn  
UAB at Florida  
\*Kentucky at Georgia  
\*Texas A&M at Ole Miss  
Wofford at South Carolina  
\*LSU at Tennessee  
\*Missouri at Vanderbilt

### Nov. 23 (Thursday)

\*Ole Miss at Mississippi State

### Nov. 25

\*Missouri at Arkansas  
\*Alabama at Auburn  
Florida State at Florida  
Georgia at Georgia Tech  
Louisville at Kentucky  
\*Texas A&M at LSU  
Clemson at South Carolina  
\*Vanderbilt at Tennessee

### Dec. 2

SEC Football Championship (Atlanta)

\* SEC Game

*Tentative and subject to change*

# 2016 SEC Football

## 2017 SEC FOOTBALL TEAM-BY-TEAM CONFERENCE SCHEDULE

### ALABAMA

Sept. 2 vs. Florida State (Atlanta)  
 Sept. 9 FRESNO STATE  
 Sept. 16 COLORADO STATE  
 Sept. 23 at Vanderbilt  
 Sept. 30 OLE MISS  
 Oct. 7 at Texas A&M  
 Oct. 14 ARKANSAS  
 Oct. 21 TENNESSEE  
 Oct. 28 Open date  
 Nov. 4 LSU  
 Nov. 11 at Mississippi State  
 Nov. 18 MERCER  
 Nov. 25 at Auburn

### ARKANSAS

Sept. 2 FLORIDA A&M (Little Rock)  
 Sept. 9 TCU  
 Sept. 16 Open date  
 Sept. 23 vs. Texas A&M (Arlington)  
 Sept. 30 NEW MEXICO STATE  
 Oct. 7 at South Carolina  
 Oct. 14 at Alabama  
 Oct. 21 AUBURN  
 Oct. 28 at Ole Miss  
 Nov. 4 COASTAL CAROLINA  
 Nov. 11 at LSU  
 Nov. 18 MISSISSIPPI STATE  
 Nov. 25 MISSOURI

### AUBURN

Sept. 2 GEORGIA SOUTHERN  
 Sept. 9 at Clemson  
 Sept. 16 MERCER  
 Sept. 23 at Missouri  
 Sept. 30 MISSISSIPPI STATE  
 Oct. 7 OLE MISS  
 Oct. 14 at LSU  
 Oct. 21 at Arkansas  
 Oct. 28 Open date  
 Nov. 4 at Texas A&M  
 Nov. 11 GEORGIA  
 Nov. 18 LOUISIANA-MONROE  
 Nov. 25 ALABAMA

### FLORIDA

Sept. 2 vs. Michigan (Arlington)  
 Sept. 9 NORTHERN COLORADO  
 Sept. 16 TENNESSEE  
 Sept. 23 at Kentucky  
 Sept. 30 VANDERBILT  
 Oct. 7 LSU  
 Oct. 14 TEXAS A&M  
 Oct. 21 Open date  
 Oct. 28 vs. Georgia (Jacksonville)  
 Nov. 4 at Missouri  
 Nov. 11 at South Carolina  
 Nov. 18 UAB  
 Nov. 25 FLORIDA STATE

### GEORGIA

Sept. 2 APPALACHIAN STATE  
 Sept. 9 at Notre Dame  
 Sept. 16 SAMFORD  
 Sept. 23 MISSISSIPPI STATE  
 Sept. 30 at Tennessee  
 Oct. 7 at Vanderbilt  
 Oct. 14 MISSOURI  
 Oct. 21 Open date  
 Oct. 28 vs. Florida (Jacksonville)  
 Nov. 4 SOUTH CAROLINA

Nov. 11 at Auburn  
 Nov. 18 KENTUCKY  
 Nov. 25 at Georgia Tech

### KENTUCKY

Sept. 2 at Southern Mississippi  
 Sept. 9 EASTERN KENTUCKY  
 Sept. 16 at South Carolina  
 Sept. 23 FLORIDA  
 Sept. 30 EASTERN MICHIGAN  
 Oct. 7 MISSOURI  
 Oct. 14 Open date  
 Oct. 21 at Mississippi State  
 Oct. 28 TENNESSEE  
 Nov. 4 OLE MISS  
 Nov. 11 at Vanderbilt  
 Nov. 18 at Georgia  
 Nov. 25 LOUISVILLE

### LSU

Sept. 2 vs. BYU (Houston)  
 Sept. 9 UT-CHATTANOOGA  
 Sept. 16 at Mississippi State  
 Sept. 23 SYRACUSE  
 Sept. 30 TROY  
 Oct. 7 at Florida  
 Oct. 14 AUBURN  
 Oct. 21 at Ole Miss  
 Oct. 28 Open date  
 Nov. 4 at Alabama  
 Nov. 11 ARKANSAS  
 Nov. 18 at Tennessee  
 Nov. 25 TEXAS A&M

### OLE MISS

Sept. 2 SOUTH ALABAMA  
 Sept. 9 UT-MARTIN  
 Sept. 16 at California  
 Sept. 23 Open date  
 Sept. 30 at Alabama  
 Oct. 7 at Auburn  
 Oct. 14 VANDERBILT  
 Oct. 21 LSU  
 Oct. 28 ARKANSAS  
 Nov. 4 at Kentucky  
 Nov. 11 LOUISIANA-LAFAYETTE  
 Nov. 18 TEXAS A&M  
 Nov. 23 (Thu.) at Mississippi State

### MISSISSIPPI STATE

Sept. 2 CHARLESTON SOUTHERN  
 Sept. 9 at Louisiana Tech  
 Sept. 16 LSU  
 Sept. 23 at Georgia  
 Sept. 30 at Auburn  
 Oct. 7 Open date  
 Oct. 14 BYU  
 Oct. 21 KENTUCKY  
 Oct. 28 at Texas A&M  
 Nov. 4 UMASS  
 Nov. 11 ALABAMA  
 Nov. 18 at Arkansas  
 Nov. 23 (Thu.) OLE MISS

### MISSOURI

Sept. 2 MISSOURI STATE  
 Sept. 9 SOUTH CAROLINA  
 Sept. 16 PURDUE  
 Sept. 23 AUBURN  
 Sept. 30 Open date  
 Oct. 7 at Kentucky

Oct. 14 at Georgia  
 Oct. 21 IDAHO  
 Oct. 28 at UConn  
 Nov. 4 FLORIDA  
 Nov. 11 TENNESSEE  
 Nov. 18 at Vanderbilt  
 Nov. 25 at Arkansas

### SOUTH CAROLINA

Sept. 2 vs. NC State (Charlotte)  
 Sept. 9 at Missouri  
 Sept. 16 KENTUCKY  
 Sept. 23 LOUISIANA TECH  
 Sept. 30 at Texas A&M  
 Oct. 7 ARKANSAS  
 Oct. 14 at Tennessee  
 Oct. 21 Open date  
 Oct. 28 VANDERBILT  
 Nov. 4 at Georgia  
 Nov. 11 FLORIDA  
 Nov. 18 WOFFORD  
 Nov. 25 CLEMSON

### TENNESSEE

Sept. 4 (Mon.) vs. Georgia Tech (Atlanta)  
 Sept. 9 INDIANA STATE  
 Sept. 16 at Florida  
 Sept. 23 UMASS  
 Sept. 30 GEORGIA  
 Oct. 7 Open date  
 Oct. 14 SOUTH CAROLINA  
 Oct. 21 at Alabama  
 Oct. 28 at Kentucky  
 Nov. 4 SOUTHERN MISS  
 Nov. 11 at Missouri  
 Nov. 18 LSU  
 Nov. 25 VANDERBILT

### TEXAS A&M

Sept. 2 at UCLA  
 Sept. 9 NICHOLLS STATE  
 Sept. 16 LOUISIANA-LAFAYETTE  
 Sept. 23 vs. Arkansas (Arlington)  
 Sept. 30 SOUTH CAROLINA  
 Oct. 7 ALABAMA  
 Oct. 14 at Florida  
 Oct. 21 Open date  
 Oct. 28 MISSISSIPPI STATE  
 Nov. 4 AUBURN  
 Nov. 11 NEW MEXICO  
 Nov. 18 at Ole Miss  
 Nov. 25 at LSU

### VANDERBILT

Sept. 2 at Middle Tennessee  
 Sept. 9 ALABAMA A&M  
 Sept. 16 KANSAS STATE  
 Sept. 23 ALABAMA  
 Sept. 30 at Florida  
 Oct. 7 GEORGIA  
 Oct. 14 at Ole Miss  
 Oct. 21 Open date  
 Oct. 28 at South Carolina  
 Nov. 4 WESTERN KENTUCKY  
 Nov. 11 KENTUCKY  
 Nov. 18 MISSOURI  
 Nov. 25 at Tennessee

*Tentative and subject to change*



# 2017 SEC FOOTBALL SCHEDULE

(Tentative and Subject to Change)



Date Team	Sept. 2	Sept. 9	Sept. 16	Sept. 23	Sept. 30	Oct. 7	Oct. 14	Oct. 21	Oct. 28	Nov. 4	Nov. 11	Nov. 18	Nov. 25
ALABAMA	FLORIDA STATE Atlanta	FRESNO STATE Tuscaloosa	COLORADO STATE Tuscaloosa	VANDERBILT Nashville	OLE MISS Tuscaloosa	TEXAS A&M College Station	ARKANSAS Tuscaloosa	TENNESSEE Tuscaloosa	OLE MISS Oxford	LSU Tuscaloosa	MISSISSIPPI STATE Starkville	MERCER Tuscaloosa	AUBURN Auburn
ARKANSAS	FLORIDA A&M Little Rock	TCU Fayetteville		TEXAS A&M Arlington, Texas	NEW MEXICO STATE Fayetteville	SOUTH CAROLINA Columbia	ALABAMA Tuscaloosa	AUBURN Fayetteville	OLE MISS Oxford	COASTAL CAROLINA Fayetteville	LSU Baton Rouge	MISSISSIPPI STATE Fayetteville	MISSOURI Fayetteville
AUBURN	GEORGIA SOUTHERN Auburn	CLEMSON Clemson	MERCER Auburn	MISSOURI Columbia	MISSISSIPPI STATE Auburn	OLE MISS Auburn	LSU Baton Rouge	ARKANSAS Fayetteville	ARKANSAS Fayetteville	TEXAS A&M College Station	GEORGIA AUBURN	LOUISIANA-MONROE Auburn	ALABAMA Auburn
FLORIDA	MICHIGAN Arlington, Texas	NORTHERN COLORADO Gainesville	TENNESSEE Gainesville	KENTUCKY Lexington	VANDERBILT Gainesville	LSU Gainesville	TEXAS A&M Gainesville		GEORGIA Jacksonville	MISSOURI Columbia	SOUTH CAROLINA Columbia	UAB Gainesville	FLORIDA STATE Gainesville
GEORGIA	APPALACHIAN STATE Athens	NOTRE DAME South Bend	SAMFORD Athens	MISSISSIPPI STATE Athens	TENNESSEE Knoxville	VANDERBILT Nashville	MISSOURI Athens		FLORIDA Jacksonville	SOUTH CAROLINA Athens	AUBURN Auburn	KENTUCKY Athens	GEORGIA TECH Atlanta
KENTUCKY	SOUTHERN MISS Hartiesburg	EASTERN KENTUCKY Lexington	SOUTH CAROLINA Columbia	FLORIDA Lexington	EASTERN MICHIGAN Lexington	MISSOURI Lexington		MISSISSIPPI STATE Starkville	TENNESSEE Lexington	OLE MISS Lexington	VANDERBILT Nashville	GEORGIA Athens	LOUISVILLE Lexington
LSU	BYU Houston	CHATTANOOGA Baton Rouge	MISSISSIPPI STATE Starkville	SYRACUSE Baton Rouge	TROY Baton Rouge	FLORIDA Gainesville	AUBURN Baton Rouge	OLE MISS Oxford	TENNESSEE Lexington	ALABAMA Tuscaloosa	ARKANSAS Baton Rouge	TENNESSEE Knoxville	TEXAS A&M Baton Rouge
OLE MISS	SOUTH ALABAMA Oxford	UT MARTIN Oxford	CALIFORNIA Berkeley		ALABAMA Tuscaloosa	AUBURN Auburn	VANDERBILT Oxford	LSU Oxford	ARKANSAS Oxford	KENTUCKY Lexington	LOUISIANA-LAFAYETTE Oxford	TEXAS A&M Oxford	MISSISSIPPI STATE Starkville (Nov. 23)
MISSISSIPPI STATE	CHARLESTON SOUTHERN Starkville	LOUISIANA TECH Ruston	LSU Starkville	GEORGIA Athens	AUBURN Auburn		BYU Starkville	KENTUCKY Starkville	TEXAS A&M College Station	UMASS Starkville	ALABAMA Starkville	ARKANSAS Fayetteville	OLE MISS Starkville (Nov. 23)
MISSOURI	MISSOURI STATE Columbia	SOUTH CAROLINA Columbia, Mo.	PURDUE Columbia	AUBURN Columbia		KENTUCKY Lexington	GEORGIA Athens	IDAHO Columbia	UCONN Hartford	FLORIDA Columbia	TENNESSEE Columbia	VANDERBILT Nashville	ARKANSAS Fayetteville
SOUTH CAROLINA	NC STATE Charlotte	MISSOURI Columbia, Mo.	KENTUCKY Columbia	LOUISIANA TECH Columbia	TEXAS A&M College Station	ARKANSAS Columbia	TENNESSEE Knoxville	VANDERBILT Columbia	VANDERBILT Columbia	GEORGIA Athens	FLORIDA Columbia	WOFFORD Columbia	CLEMSON Columbia
TENNESSEE	GEORGIA TECH Atlanta (Sept. 4)	INDIANA STATE Knoxville	FLORIDA Gainesville	UMASS Knoxville	GEORGIA Knoxville		SOUTH CAROLINA Knoxville	ALABAMA Tuscaloosa	KENTUCKY Lexington	SOUTHERN MISS Knoxville	MISSOURI Columbia	LSU Knoxville	VANDERBILT Knoxville
TEXAS A&M	UCLA Los Angeles	NICHOLS College Station	LOUISIANA-LAFAYETTE College Station	ARKANSAS Arlington, Texas	SOUTH CAROLINA College Station	ALABAMA College Station	FLORIDA Gainesville		MISSISSIPPI STATE College Station	AUBURN College Station	NEW MEXICO College Station	OLE MISS Oxford	LSU Baton Rouge
VANDERBILT	MIDDLE TENNESSEE Murfreesboro	ALABAMA A&M Nashville	KANSAS STATE Nashville	ALABAMA Nashville	FLORIDA Gainesville	GEORGIA Nashville	OLE MISS Oxford		SOUTH CAROLINA Columbia	WESTERN KENTUCKY Nashville	KENTUCKY Nashville	MISSOURI Nashville	TENNESSEE Knoxville

## THIS IS THE SOUTHEASTERN CONFERENCE

• Since its formation in 1933, the SEC has directed and organized interscholastic athletic competitions, conducted tournaments and prescribed eligibility rules for student-athletes. The Conference also facilitates and assists its member institutions in maintaining intercollegiate athletic programs compatible with the highest standards of education and competitive sports.

• The Southeastern Conference crowns champions in 21 sports - 12 women's sports and nine men's sports. They include baseball, men's and women's basketball, men's and women's cross country, equestrian, football, men's and women's golf, gymnastics, soccer, softball, men's and women's swimming and diving, men's and women's tennis, men's and women's indoor and outdoor track and field, and volleyball.

• In the fall of 2012, the University of Missouri and Texas A&M University became the 13th and 14th members of the Southeastern Conference. It marked the first expansion for the SEC since 1991 and the second-ever increase for the league since its founding in 1933.

• The SEC's mission statement reflects the priorities of the league. "The purpose of the Southeastern Conference is to assist its member institutions in the maintenance of programs of intercollegiate athletics which are compatible with the highest standards of education and competitive sports."

• The Southeastern Conference began to develop a database of minority football coaches in NCAA Football Bowl Subdivision and the NCAA Football Championship Subdivision in 2002. The SEC begins the 2016 football season with two minority head football coaches - Derek Mason (Vanderbilt) and Kevin Sumlin (Texas A&M).

### ACADEMIC ACHIEVEMENTS

• The Southeastern Conference had 49 Capital One Academic All-Americans in 2015-16. The league had 24 student-athletes earn first-team honors. The Capital One Academic All-America Teams are voted on by the College Sports Information Directors of America (CoSIDA). The 49 student-athletes represent 12 of the SEC 14 schools while 10 schools had at least one person on the first-team. Since 2003, the SEC has had 305 student-athletes earn first-team Capital One Academic All-America status.

• The 24 SEC student-athletes who earned Capital One Academic All-America first-team status in 2015-16 were: Alabama's Sierra Wilson (volleyball), Anton McKee (men's swimming and diving), Connor Oslin (men's swimming and diving), Haylie McCleney (softball), Lauren Beers (gymnastics) and Alex Gholston (women's track and field/cross country); Arkansas' Jarriion Lawson (men's track and field/cross country), Andrew Pisechko (men's track and field/cross country) and Taylor Ellis-Watson (women's track and field/cross country); Auburn's Casie Ramsier (soccer) and Kasey Cooper (softball); Florida's Kayli Kvistad (softball) and Robin Reynolds (women's track and field/cross country); Georgia's Ty Stewart (men's swimming and diving), Leontia Kallenou (women's track and field/cross country) and Keturah Orji (women's swimming and diving); Kentucky's Landon Foster (football), Morgan Bergren (volleyball) and Danielle Galyer (swimming); Mississippi State's Rishab Agarwal (men's tennis); Missouri's Emily Crane (softball); Tennessee's Faith Johnson (women's swimming and diving) and Chelsea Blaise (women's track and field/cross country); and Texas A&M's Sarah Gibson (women's swimming and diving).

• Alabama softball player Haylie McCleney was named the Capital One Academic All-American of the Year in her sport for the second consecutive year in 2015-16. Alabama's Anton McKee and Lauren Beers were selected as the 2016 CoSIDA Academic All-Americans® of the Year for the Division I Men's and Women's At-Large programs, respectively

• The Southeastern Conference had 18 of its student-athletes earn NCAA Postgraduate Scholarships in 2015-16. The scholarships are awarded to student-athletes who excel academically and athletically and who are at least in their final year of intercollegiate athletic competition. The SEC NCAA Postgraduate Scholarship recipients are: Lauren Beers, Alabama (gymnastics); Morgan Bergren, Kentucky (volleyball); Amanda Carner, Tennessee (women's swimming and diving); Hali Flickinger, Georgia (women's swimming and diving); Landon Foster, Kentucky (football); Erin Gabriel, Tennessee (softball); Katelyn Greenleaf, Alabama (women's cross country); Cornelia Griesche, Mississippi State (women's outdoor track and field); Faith Johnson (women's swimming and diving); Rhys Johnson, Vanderbilt (men's tennis); Colleen Konetzke, Texas A&M (women's swimming and diving); Jennifer Madu, Texas A&M (women's outdoor track and field); Brandon McBride, Mississippi State (men's outdoor track and field); Brianna Morgan, Florida (women's tennis); Emily Peterson, Texas A&M (soccer); Erika Rucker, South Carolina (women's outdoor track and field); Ty Stewart, Georgia (men's swimming and diving); and Sierra Wilson, Alabama (volleyball).

• The SEC was represented on the list of the NCAA Today's Top 10 winners. Kentucky's Kendra Harrison (women's track and field) was chosen as a recipient. The award recognizes 10 current student-athletes who will have completed their athletics eligibility for their successes on the fields and courts, in the classroom and in the community, and the SEC has had three winners in the last two years.

• The SEC also had six student-athletes earn the NCAA Elite 90 award, which is given to the student-athlete with the highest cumulative GPA at the finals site for each of the NCAA championships. The 2015-16 SEC recipients were: Rishab Agarwal, Mississippi State (men's tennis); Lauren Beers, Alabama (gymnastics); Kasey Cooper, Auburn (softball); Danielle Galyer, Kentucky (women's swimming and diving); Christian Heymsfield, Arkansas (men's cross country); and Aldila Sutjiadi, Kentucky (women's tennis).

• The SEC has had eight student-athletes win the William V. Campbell Trophy given by the National Football Foundation. Since the inaugural award in 1990, the SEC has had more recipients than any other conference. The award, nicknamed the "Academic Heisman" goes to college football's top scholar-athlete. In 2012, Alabama's Barrett Jones was the SEC's eighth recipient of the trophy. In 2009, Florida's Tim Tebow won the honor. LSU's Rudy Niswanger won the honor in 2005, Tennessee's Michael Munoz claimed the award in 2004, Matt Stinchcomb of Georgia in 1998, Tennessee's Peyton Manning in 1997, Florida's Danny Wuerffel in 1996 and Brad Culpepper of Florida in 1991 was the league's first recipient.

• More than 3,700 student-athletes were named to the SEC Academic Honor Roll in 2015-16. Members of the SEC Academic Honor Roll must have a 3.0 grade point average for either the previous academic year or his/her academic career at the SEC institution.

### FOR THE STUDENT-ATHLETE

• Ole Miss Forrest Gamble of the men's golf team and Alabama's Haylie McCleney of the softball team were named recipients of the 2015-16 H. Boyd McWhorter Southeastern Conference Scholar-Athletes of the Year Awards. The McWhorter Scholar-Athlete Award is the highest honor a student-athlete can receive in the SEC. Each McWhorter Scholar-Athlete Award recipient receives a \$15,000 postgraduate scholarship, while 26 other finalists for the award receive a \$7,500 post-graduate scholarship.

• Texas A&M men's track and field athlete Wade Karam and Alabama gymnast Lauren Beers were named recipients of the 2015-16 Brad Davis SEC Community Service Post-Graduate Scholarship. Each Community Service Leader of the Year receives a \$10,000 post-graduate scholarship while 26 other finalists for the award receive a \$5,000 post-graduate scholarship.

• The SEC was the first conference in the nation to assemble a Student-Athlete Advisory Committee. Two representatives from each of the SEC member schools are selected to serve on the committee which meets twice a year to discuss issues of concern to the student-athlete.

• In May 2016, the SEC introduced new Student-Athlete Leadership Councils in the sports of Football and Men's and Women's Basketball in which, in addition to the Conference's longstanding Student-Athlete Advisory Council, provide student-athletes with additional opportunities to engage with campus leaders and Conference office staff.

• One of Greg Sankey's early actions as commissioner was to create a new position in the SEC office for a Director of Student-Athlete Engagement, with the focus on creating opportunities for current and former SEC student-athletes to participate in Conference leadership and prepare for life after their intercollegiate athletics participation concludes.

### COMPLIANCE AND EDUCATION

• The 2004 SEC Task Force Committee on Compliance and Enforcement's report of recommendations represents an important step in establishing a new standard of compliance excellence within the Southeastern Conference. Among the recommendations included in this report is how institutions will handle reports of allegations, strengthening the relationship between the league's institutions and the conference office, developing new orientation programs and establishing an annual review of compliance issues.

• The SEC conducts a New Coaches Orientation Program three times a year, which supplements institutional orientation programs and enhance the professional development of coaches. Topics of discussion range from the role of the SEC and NCAA to the role of athletics in higher education.

## THIS IS THE SOUTHEASTERN CONFERENCE

### SPORTSMANSHIP

• The SEC has implemented sportsmanship policies meant to strengthen the league's commitment to these principles. The league also developed a sportsmanship statement for its institutions to follow. It states:

"Coaches and student-athletes of a member institution, as well as individuals employed by or associated with that institution, including alumni, fans, patrons and boosters, shall conduct themselves with honesty and good sportsmanship. Their behavior shall at all times reflect the high standards of honor and dignity that characterize participation in the collegiate setting.

"For intercollegiate athletics to promote the character development of participants, to enhance the integrity of higher education and to promote civility in society, coaches, student-athletes and all others associated with these athletics programs and events should adhere to such fundamental values as respect, fairness, civility, honesty and responsibility. These values should be manifested not only in athletics participation but also in the broad spectrum of activities affecting the athletics program.

"It is the responsibility of each member institution to establish policies for sportsmanship and ethical conduct in intercollegiate athletics consistent with the educational mission and goals of the institution. Furthermore, member institutions are responsible for educating on a continuing basis all constituencies about these policies."

• The SEC has an annual Sportsmanship Award that will be awarded to one male and one female student-athlete. Voted on by the league's athletics directors, the award honors student-athletes who, through their actions in the competitive arena of intercollegiate athletics, have demonstrated one or more of the ideals of sportsmanship, including fairness, civility, honesty, unselfishness, respect and responsibility. The recipients of the 2015-16 award were LSU football player Leonard Fournette, Florida women's track and field athlete Lloydricia Cameron and the Kentucky volleyball team and support staff.

### IN THE COMMUNITY

• The SEC and its member institutions have partnered with the 11-state Special Olympics organizations in the SEC region. The relationship is featured on public service announcements aired on SEC telecasts, and Special Olympics participate in the Dr Pepper SEC FanFare, held in conjunction with the SEC Football and Basketball Championships.

• The SEC and its corporate sponsors host youth clinics each year in conjunction with several conference events, including the football championship game, the men's basketball tournament, the baseball tournament and the soccer tournament. These clinics provide children from host cities the opportunity to receive instruction from SEC and other area coaches.

• The SEC selects a Community Service Team in each of its 21 sports. The Community Service Team features a representative from each institution who has shown a commitment to community service.

• Jeb Blazevich (Georgia) and Oren Burks (Vanderbilt) were named to the 2016 Allstate AFCA Good Works Team®, one of the most coveted off-the-field honors in college football. The Good Works Team® award is celebrating 25 years of recognizing college football players who dedicate their time to bettering the community and the lives of others.

### SEC NATIONAL CHAMPIONSHIPS HISTORY

• The Southeastern Conference won five national championships in 2015-16: Football (Alabama); Equestrian (Auburn); Women's Swimming and Diving (Georgia); Men's Outdoor Track and Field (Florida) and Women's Outdoor Track and Field (Arkansas). The SEC also had national runners-up in six sports: Gymnastics (LSU); Softball (Auburn); Men's Indoor Track and Field (Arkansas); Women's Indoor Track and Field (Arkansas); and Men's Outdoor Track and Field (Arkansas).

• The SEC became the first conference in history to win the national football championship (Florida), the national women's basketball championship (Tennessee) and the national men's basketball championship (Florida) in the same year (2006-07 academic year).

• In its history, the SEC has won 222 national championships, 123 men's and 98 women's titles. Since 2000, the SEC has won 106 national crowns, including 51 men's titles and 54 women's titles.

• In the "big three" men's sports – football, basketball and baseball, the SEC has won 15 national championships during the last 10 academic years. The league has won eight of the last 10 football national championships.

• Since 2006, the SEC has had a national champion in 17 of its 21 sponsored sports – football, men's basketball, baseball, men's indoor track & field, men's outdoor track & field, women's indoor track & field, women's outdoor track & field, women's swimming & diving, gymnastics, women's tennis, men's tennis, men's swimming & diving, equestrian, men's golf, women's golf, softball and women's basketball.

### FOR THE FANS

• For the 34th consecutive season, the SEC recorded the largest total football attendance of any conference in the country. The league has led in average attendance during the last 18 consecutive seasons. More than 7.8 million fans attended SEC football games in 2015 while stadiums were filled to 100 percent of capacity.

• The SEC had nearly 2.6 million fans attend its home basketball games during the 2015-16 season. In 233 home contests, SEC teams averaged 11,148 fans per game. Kentucky was first nationally in attendance, averaging 23,362 fans per contest.

• Year after year, the SEC is the leader in college baseball attendance. In 2016, for the sixth consecutive year, the SEC's institutions drew more than 2 million fans, with a nation-leading attendance total of more than 2.4 million fans. The SEC averaged more than 5,000 fans per game (5,076) in 2016. The SEC and its member schools own virtually all regular season, conference tournament, NCAA Regional and Super Regional attendance records.

### SECU - COMMITMENT TO THE UNIVERSITY ACADEMIC MISSION

• Using its SECU academic initiative, the Southeastern Conference sponsors, supports and promotes collaborative higher education programs and activities involving administrators, faculty and students at its member universities. SECU is led by the president or chancellor of each SEC university and is managed by the chief academic officer (i.e., provost).

• The goals of the SECU initiative include highlighting the endeavors and achievements of SEC faculty and universities; advancing the merit and reputation of SEC universities outside of the traditional SEC region; identifying and preparing future leaders for high-level service in academia; increasing the amount and type of education abroad opportunities available to SEC students; and providing opportunities for collaboration among SEC university personnel.

• The SEC Academic Collaboration Award is intended to expand student-focused collaboration among SEC universities. It is awarded annually to one SEC institution to support joint activities involving all other SEC universities.

• The SEC Academic Leadership Development Program seeks to identify, prepare and advance academic leaders for roles within SEC institutions and beyond. It has two components, a university-level program and two, three-day, SEC-wide workshops held on specified campuses for all participants.

• The SEC College Tour occurs twice annually, once in the fall and once in the spring, and administrators from all SEC universities participate in events intended to introduce SEC universities to students, parents and high school counselors from outside of the southeast region.

• The SEC Faculty Achievement and Professor of the Year Awards recognize faculty with outstanding records in research and scholarship. There is one winner per campus and one overall winner for the SEC.

• The SEC Faculty Travel Program is intended to enhance collaboration that stimulates scholarly initiatives between SEC universities. The program offers faculty from each SEC university the opportunity to travel to other SEC universities to develop grant proposals and conduct research.

• The SEC MBA Case Competition is held on one SEC campus and features teams of four SEC students who compete to showcase their skills at solving simulated, real-world problems that cover the spectrum of business disciplines.

• The Conference's international/education abroad focus includes the SEC Cooperative Education Abroad Agreement, which provides opportunities for students from all SEC universities to access international programs offered at other SEC universities; the Dr Pepper Education Abroad Awards, which provide scholarship-type funding from longtime SEC corporate sponsor Dr Pepper to under-represented study abroad students; and the engineering exchange program, which enables Italian engineering students from the Politecnico di Torino (PdT) to enroll at SEC universities each fall, and SEC students to study there the following spring.





# COLLEGE FOOTBALL PLAYOFF

## Every Game Counts

The College Football Playoff preserves the excitement and significance of college football's unique regular season where every game counts.

## Four Teams

The selection committee ranks the teams based on championships won, strength of schedule, head-to-head results, comparison of results against common opponents and other factors.

## Two Games

The kickoff of the new year belongs to college football, with two semifinal games and four other top bowl games continuing a wonderful tradition.

## One Goal

The two teams winning the playoff semifinals compete for the national championship. That game is in a different city each year, always on a Monday night.

## Universal Access

Every FBS team has equal access to the College Football Playoff based on its performance. No team automatically qualifies.

## Revenue

The format increases revenue for all conferences and independent institutions.

## Governance

University presidents and chancellors from all 10 FBS conferences and Notre Dame serve on the CFP Board of Managers and govern the administrative operations, with commissioners (the Management Committee) managing the event. A small staff in the playoff office in Irving, Texas, carries out the detailed responsibilities.

## Selection Committee

A talented group of high-integrity individuals with experience as coaches, student-athletes, college administrators and journalists, along with sitting athletics directors, comprise the selection committee. Members of the committee are: Kirby Hocutt (chair), Barry Alvarez, Jeff Bower, Herb Deromedi, Tom Jernstedt, Bobby Johnson, Jeff Long, Rob Mullens, Dan Radakovich, Condoleezza Rice, Steve Wieberg and Tyrone Willingham.

[www.collegefootballplayoff.com](http://www.collegefootballplayoff.com)



[/CollegeFootballPlayoff](https://www.facebook.com/CollegeFootballPlayoff)



[@cfbplayoff](https://twitter.com/cfbplayoff)



[@cfbplayoff](https://www.instagram.com/cfbplayoff)

[#CFBPlayoff](https://www.facebook.com/CollegeFootballPlayoff)



## Selection Committee Responsibilities




- Rank the top 25 teams and assign the top four to semifinals sites.
- Assign teams to New Year's bowls.
  - Create competitive matchups.
  - Attempt to avoid rematches of regular-season games and repeat appearances in specific bowls.
  - Consider geography.

## Participants in the New Year's Bowls

Both participants in the Orange, Rose and Sugar Bowls are contracted outside the playoff arrangement (Big Ten and Pac-12 to Rose Bowl; SEC and Big 12 to Sugar Bowl; ACC to Orange Bowl against the highest ranked available team from the SEC, Big Ten and Notre Dame). If a conference champion qualifies for the playoff, then the bowl will choose a replacement from that conference. When those bowls host the semifinals and their contracted conference champions do not qualify, then the displaced champion(s) will play in one of the other New Year's bowls.

When not hosting semifinals, the Cotton, Fiesta and Peach Bowls will welcome displaced conference champions and the top-ranked champion from a non-contract conference. The highest-ranked available teams will fill any other berths. The selection committee will make the pairings.

## SCHEDULE

							
2016-17	SEMIFINAL (Dec. 31)	SEMIFINAL (Dec. 31)	SUGAR (Jan. 2)	ROSE (Jan. 2)	ORANGE (Dec. 30)	COTTON (Jan. 2)	TAMPA BAY (Jan. 9)
2017-18	PEACH (Jan. 1)	FIESTA (Dec. 30)	SEMIFINAL (Jan. 1)	SEMIFINAL (Jan. 1)	ORANGE (Dec. 30)	COTTON (Dec. 30)	ATLANTA (Jan. 8)
2018-19	PEACH (Dec. 29)	FIESTA (Jan. 1)	SUGAR (Jan. 1)	ROSE (Jan. 1)	SEMIFINAL (Dec. 29)	SEMIFINAL (Dec. 29)	BAY AREA (Jan. 7)
2019-20	SEMIFINAL (Dec. 28)	SEMIFINAL (Dec. 28)	SUGAR (Jan. 1)	ROSE (Jan. 1)	ORANGE (Jan. 1)	COTTON (Dec. 28)	NEW ORLEANS (Jan. 13)

# 2016 - 2017



# FBA Schedule

<b>Date</b>	<b>Time [ET]</b>	<b>Game</b>	<b>Network</b>
Sat, Dec 17	2:00 p.m.	Gildan New Mexico Bowl	ESPN
	3:30 p.m.	Las Vegas Bowl	ABC
	5:30 p.m.	Raycom Media Camellia Bowl	ESPN
	5:30 p.m.	AutoNation Cure Bowl	CBS2N
	9:00 p.m.	R+L Carriers New Orleans Bowl	ESPN
Mon, Dec 19	2:30 p.m.	Miami Beach Bowl	ESPN
Tues, Dec 20	7:00 p.m.	Marmot Boca Raton Bowl	ESPN
Wed, Dec 21	9:00 p.m.	SDCCU Poinsettia Bowl	ESPN
Thurs, Dec 22	7:00 p.m.	Famous Idaho Potato Bowl	ESPN
Fri, Dec 23	1:00 p.m.	Popeyes Bahamas Bowl	ESPN
	4:30 p.m.	Lockheed Martin Armed Forces Bowl	ESPN
	8:00 p.m.	GoDaddy Bowl	ESPN
Sat, Dec 24	8:00 p.m.	Hawaii Bowl	ESPN
Mon, Dec 26	11:00 a.m.	St. Petersburg Bowl	ESPN
	2:30 p.m.	Quick Lane Bowl	ESPN
	5:00 p.m.	Camping World Independence Bowl	ESPN2
Tues, Dec 27	12:00 p.m.	Zaxby's Heart of Dallas Bowl	ESPN
	3:30 p.m.	Military Bowl Presented by Northrop Grumman	ESPN
	7:00 p.m.	Holiday Bowl	ESPN
	10:15 p.m.	Cactus Bowl	ESPN
Wed, Dec 28	2:00 p.m.	New Era Pinstripe Bowl	ESPN
	5:30 p.m.	Russell Athletic Bowl	ESPN
	8:30 p.m.	Foster Farms Bowl	FOX
	9:00 p.m.	AdvoCare V100 Texas Bowl	ESPN
Thurs, Dec 29	2:00 p.m.	Birmingham Bowl	ESPN
	5:30 p.m.	Belk Bowl	ESPN
	9:00 p.m.	Valero Alamo Bowl	ESPN
Fri, Dec 30	12:00 p.m.	AutoZone Liberty Bowl	ESPN
	2:00 p.m.	Hyundai Sun Bowl	CBS
	TBA	Nova Home Loans Arizona Bowl	TBA
	3:30 p.m.	Franklin American Mortgage Music City Bowl	ESPN
	8:00 p.m.	Capital One Orange Bowl	ESPN
Sat, Dec 31	11:00 a.m.	Buffalo Wild Wings Citrus Bowl	ABC
	11:00 a.m.	TaxSlayer Bowl	ESPN
	3 p.m. or 7 p.m.	CFP Semifinal at the Chick-fil-A Peach Bowl	ESPN
	3 p.m. or 7 p.m.	CFP Semifinal at the Fiesta Bowl	ESPN
Mon, Jan 2	1:00 p.m.	Outback Bowl	ABC
	1:00 p.m.	Goodyear Cotton Bowl Classic	ESPN
	5:00 p.m.	Rose Bowl Game Presented by Northwestern Mutual	ESPN
	8:30 p.m.	Allstate Sugar Bowl	ESPN
Mon, Jan 9	8:30 p.m.	CFP National Championship	ESPN