



2016 FOOTBALL

IT JUST MEANS MORE.



Week 6 - Games of Oct. 8
 Southeastern Conference Communications Office
 SECSports.com • CollegePressBox.com

Chuck Dunlap (Primary SEC Football Contact) • cdunlap@sec.org • @SEC_Chuck
 Ben Beaty (Secondary Football Contact) • bbeaty@sec.org • @BenBeaty
 Phone: (205) 458-3000 • Fax: (205) 458-3030

EASTERN DIVISION

	SEC	Pct.	PF	PA	Overall	Pct.	PF	PA	Home	Away	Neutral	vs. Div.	Top 25	Top 10	Streak
Tennessee	2-0	1.000	72	59	5-0	1.000	165	115	3-0	1-0	1-0	2-0	2-0	0-0	W5
Florida	2-1	.667	86	51	4-1	.800	142	58	3-0	1-1	0-0	2-1	0-1	0-0	W1
Georgia	1-2	.333	73	106	3-2	.600	132	154	1-1	1-1	1-0	1-1	1-2	0-0	L2
Kentucky	1-2	.333	30	89	2-3	.400	127	175	2-1	0-2	0-0	1-1	0-2	0-1	L1
South Carolina	1-3	.250	50	78	2-3	.400	70	93	1-1	1-2	0-0	1-1	0-1	0-1	L2
Missouri	0-2	.000	34	70	2-3	.400	185	117	2-1	0-2	0-0	0-1	0-1	0-0	L1
Vanderbilt	0-2	.000	16	26	2-3	.400	101	118	1-2	1-1	0-0	0-2	0-1	0-0	L1

WESTERN DIVISION

	SEC	Pct.	PF	PA	Overall	Pct.	PF	PA	Home	Away	Neutral	vs. Div.	Top 25	Top 10	Streak
Alabama	2-0	1.000	82	49	5-0	1.000	220	65	3-0	1-0	1-0	1-0	2-0	0-0	W5
Texas A&M	3-0	1.000	98	53	5-0	1.000	196	77	2-0	2-0	1-0	2-0	2-0	0-0	W5
LSU	2-1	.667	78	45	3-2	.600	126	74	3-0	0-1	0-1	1-1	0-0	0-0	W1
Auburn	1-1	.500	34	42	3-2	.600	156	82	3-2	0-0	0-0	1-1	1-2	0-1	W2
Ole Miss	1-1	.500	88	62	3-2	.600	208	148	3-1	0-0	0-1	0-1	1-2	0-2	W2
Mississippi State	1-1	.500	47	37	2-2	.500	114	93	1-1	1-1	0-0	0-1	0-1	0-0	W1
Arkansas	0-1	.000	24	45	4-1	.800	180	116	3-0	1-0	0-1	0-1	1-1	0-0	W1

vs. Top 25 / Top 10 - Record vs. teams in Top 25 / Top 10 (AP, USA Today) when game was played; Teams listed in alphabetical order unless tie-breaker applicable

FULL SLATE OF LEAGUE GAMES THIS WEEK IN THE SEC

SATURDAY, OCT. 8

Auburn (3-2, 1-1 SEC) at Mississippi State (2-2, 1-1 SEC) Series: AU leads, 61-26-2
 11 a.m. CT • SEC Network Last: MSU, 17-9 (2015 at Auburn)
 Starkville, Miss. • Davis Wade Stadium at Scott Field (61,337) Sirius: 93 • XM: 190

LSU (3-2, 2-1 SEC) at Florida (4-1, 2-1 SEC) Series: UF leads, 31-28-3
 Noon ET • ESPN Last: LSU, 35-28 (2015 in Baton Rouge)
 Gainesville, Fla. • Ben Hill Griffin Stadium at Steve Spurrier-Florida Field (88,548) Sirius: 81 • XM: 81

Tennessee (5-0, 2-0 SEC) at Texas A&M (5-0, 3-0 SEC) Series: UT leads, 2-0
 2:30 p.m. CT • CBS Last: UT, 38-7 (2004 at Cotton Bowl)
 College Station, Texas • Kyle Field (102,512) Sirius: 84 • XM: 84

Vanderbilt (2-3, 0-2 SEC) at Kentucky (2-3, 1-2 SEC) Series: Tied, 42-42-4
 4 p.m. ET • SEC Network Last: VU, 21-17 (2015 at Nashville)
 Lexington, Ky. • Commonwealth Stadium (61,000) Sirius: 83 • XM: 190

Alabama (5-0, 2-0 SEC) at Arkansas (4-1, 0-1 SEC) Series: UA leads, 18-8
 6 p.m. CT • ESPN Last: UA, 27-14 (2015 at Tuscaloosa)
 Fayetteville, Ark. • Donald W. Reynolds Razorback Stadium (72,000) Sirius: 126 • XM: 191

Georgia (3-2, 1-2 SEC) at South Carolina (2-3, 1-3 SEC) Series: UGA leads, 48-18-2
 7:30 p.m. ET • SEC Network Last: UGA, 52-20 (2015 at Athens)
 Columbia, S.C. • Williams-Brice Stadium (80,250) Sirius: 83 • XM: 190

OPEN: Ole Miss (3-2, 1-1 SEC); Missouri (2-3, 0-2 SEC).



December 3, 2016
 Georgia Dome - Atlanta, Ga.
 4 p.m. ET • CBS Sports

SECSports.com • CollegePressBox.com • SECSportsMedia.com • @SEC



SEC on Facebook, Instagram, Shapchat



2016 SOUTHEASTERN CONFERENCE TEAM SCHEDULES AND RESULTS

ALABAMA CRIMSON TIDE (5-0, 2-0 SEC)

Home Stadium: Bryant-Denny Stadium (101,821)

Sept. 3	[1/1] vs. Southern California (20/22) [TV: 7]	81,359	W, 52-6
Sept. 10	[1/1] WESTERN KENTUCKY [TV: 3-6]	101,821	W, 38-10
Sept. 17	[1/1] at Ole Miss* (19/17) [TV: 1]	66,176	W, 48-43
Sept. 24	[1/1] KENT STATE [TV: 5-6]	101,821	W, 48-0
Oct. 1	[1/1] KENTUCKY* [TV: 2-6]	101,821	W, 34-6
Oct. 8	[1/1] at Arkansas* (16/17) [TV: 2-6]	6 p.m. CT	UA leads 18-8
Oct. 15	at Tennessee*		UA leads 52-38-7
Oct. 22	TEXAS A&M*		UA leads 6-2
Nov. 5	at LSU*		UA leads 50-25-5
Nov. 12	MISSISSIPPI STATE*		UA leads 78-18-3
Nov. 19	CHATTANOOGA		UA leads 12-0
Nov. 26	AUBURN*		UA leads 44-35-1

ARKANSAS RAZORBACKS (4-1, 0-1 SEC)

Home Stadium(s): Reynolds Razorback (72,000); War Memorial (54,120)

Sept. 3	[RV/RV] LOUISIANA TECH [TV: 5-6]	69,132	W, 21-20
Sept. 10	[--/RV] at TCU (15/12) [TV: 2-6]	48,091	W, 41-38 [20T]
Sept. 17	[24/24] TEXAS STATE [TV: 5-6]	72,114	W, 42-3
Sept. 24	[17/18] vs. Texas A&M* (10/13) [TV: 2-6]	67,751	L, 24-45
Oct. 1	[20/22] ALCORN STATE [TV: 5-6]	46,988	W, 52-10
Oct. 8	[16/17] ALABAMA* (1.1) [TV: 2-6]	6 p.m. CT	UA leads 18-8
Oct. 15	OLE MISS*		ARK leads 34-27-1
Oct. 22	at Auburn*		AU leads 13-11-1
Nov. 5	FLORIDA*		FLA leads 9-1
Nov. 12	LSU*		LSU leads 37-22-2
Nov. 19	at Mississippi State*		ARK leads 15-10-1
Nov. 25	at Missouri* [TV: 1]	1:30 p.m. CT	Mizzou leads 4-3

AUBURN TIGERS (3-2, 1-1 SEC)

Home Stadium: Jordan-Hare (87,451)

Sept. 3	[RV/RV] CLEMSON (2/2) [TV: 2-6]	87,451	L, 13-19
Sept. 10	[RV/RV] ARKANSAS STATE* [TV: 5-6]	86,825	W, 51-14
Sept. 17	[RV/RV] TEXAS A&M* (17/20) [TV: 2-6]	87,175	L, 16-29
Sept. 24	[--/RV] LSU* (18/17) [TV: 2-6]	87,451	W, 18-13
Oct. 1	[RV/RV] ULM [TV: 5-6]	84,243	W, 58-7
Oct. 8	[RV/RV] at Mississippi State*[TV: 5-6]	11 a.m. CT	AU leads 61-26-2
Oct. 22	ARKANSAS*		AU leads 13-11-1
Oct. 29	at Ole Miss*		AU leads 29-11
Nov. 5	VANDERBILT*		VU leads 21-20-1
Nov. 12	at Georgia*		UGA leads 56-55-8
Nov. 19	ALABAMA A&M		AU leads 1-0
Nov. 26	at Alabama*		UA leads 44-35-1

FLORIDA GATORS (4-1, 2-1 SEC)

Home Stadium: Ben Hill Griffin Stadium at Steve Spurrier-Florida Field (88,548)

Sept. 3	[25/25] MASSACHUSETTS [TV: 5-6]	88,121	W, 24-7
Sept. 10	[RV/25] KENTUCKY* [TV: 1]	85,821	W, 45-7
Sept. 17	[23/23] NORTH TEXAS [TV: 4-6]	86,848	W, 32-0
Sept. 24	[19/16] at Tennessee* (14/12) [TV: 1]	102,455	L, 28-38
Oct. 1	[23/21] at Vanderbilt* [TV: 5-6]	30,565	W, 13-6
Oct. 8	[18/18] LSU* (rv/rv) [TV: 2-6]	Noon ET	UF leads 31-28-3
Oct. 15	MISSOURI*		UM leads 3-2
Oct. 29	vs. Georgia* [TV: 1] (Jacksonville)	3:30 p.m. ET	UGA leads 49-42-2
Nov. 5	at Arkansas*		UF leads 9-1
Nov. 12	SOUTH CAROLINA*		UF leads 25-8-3
Nov. 19	PRESBYTERIAN		UF leads 1-0
Nov. 26	at Florida State		UF leads 34-24-2

GEORGIA BULLDOGS (3-2, 2-1 SEC)

Home Stadium: Sanford Stadium (92,746)

Sept. 3	[18/16] vs. N. Carolina (22/20) (Atlanta) [TV: 2-6]	75,405	W, 33-24
Sept. 10	[9/9] NICHOLLS [TV: 5-6]	92,746	W, 26-24
Sept. 17	[16/13] at Missouri* [TV: 5-6]	57,098	W, 28-27
Sept. 24	[12/11] at Ole Miss* (23/21) [TV: 2-6]	65,843	L, 14-45
Oct. 1	[25/20] TENNESSEE* (11/11) [TV: 1]	92,746	L, 31-34
Oct. 8	[RV/RV] at South Carolina* [TV: 5-6]	7:30 p.m. ET	UGA leads 48-18-2
Oct. 15	VANDERBILT*		UGA leads 55-19-2
Oct. 29	vs. Florida*[TV: 1] (Jacksonville)	3:30 p.m. ET	UGA leads 50-42-2
Nov. 5	at Kentucky*		UGA leads 55-12-2
Nov. 12	AUBURN*		UGA leads 56-55-8
Nov. 19	LOUISIANA-LAFAYETTE		UGA leads 1-0-0
Nov. 26	GEORGIA TECH		UGA leads 65-38-5

KENTUCKY WILDCATS (2-3, 1-2 SEC)

Home Stadium: Commonwealth Stadium (61,000)

Sept. 3	SOUTHERN MISS [TV: 4-6]	57,230	L, 35-44
Sept. 10	at Florida* (rv/25) [TV: 1]	85,821	L, 7-45
Sept. 17	NEW MEXICO STATE [TV: 5-6]	49,669	W, 62-42
Sept. 24	SOUTH CAROLINA* [TV: 5-6]	51,702	W, 17-10
Oct. 1	at Alabama* (1/1) [TV: 2-6]	101,821	L, 6-34
Oct. 8	VANDERBILT* [TV: 5-6]	4 p.m. ET	Series tied 42-42-4
Oct. 22	MISSISSIPPI STATE*		MSU leads 22-21
Oct. 29	at Missouri*		Series tied 3-3
Nov. 5	GEORGIA*		UGA leads 55-12-2
Nov. 12	at Tennessee*		UT leads 78-24-9
Nov. 19	AUSTIN PEAY		First meeting
Nov. 26	at Louisville		Series tied 14-14

LSU TIGERS (3-2, 2-1 SEC)

Home Stadium: Tiger Stadium (102,321)

Sept. 3	[5/6] vs. Wisconsin (rv/rv) (Green Bay) [TV: 7]	77,823	L, 14-16
Sept. 10	[21/22] JACKSONVILLE STATE [TV: 4-6]	98,389	W, 34-13
Sept. 17	[20/22] MISSISSIPPI STATE* [TV: 3-6]	99,910	W, 23-20
Sept. 24	[18/17] at Auburn* (--/rv) [TV: 2-6]	87,451	L, 13-18
Oct. 1	[RV/RV] MISSOURI* [TV: 5-6]	102,071	W, 42-7
Oct. 8	[RV/RV] at Florida* (18/18) [TV: 2-6]	11 a.m. CT	UF leads 31-27-3
Oct. 15	SOUTHERN MISS		Tied 1-1
Oct. 22	OLE MISS*		LSU leads 59-41-4
Nov. 5	ALABAMA*		UA leads 50-25-5
Nov. 12	at Arkansas*		LSU leads 37-22-2
Nov. 19	SOUTH ALABAMA		First Meeting
Nov. 24	at Texas A&M* [TV: 2-6]	6:30 p.m. CT	LSU leads 31-20-3

OLE MISS REBELS (3-2, 1-1 SEC)

Home Stadium: Vaught-Hemingway Stadium (64,038)

Sept. 5	[11/12] vs. Florida State (4/4) (Orlando) [TV: 2-6]	63,042	L, 34-45
Sept. 10	[19/18] WOFFORD [TV: 5-6]	64,232	W, 38-13
Sept. 17	[19/17] ALABAMA* (1/1) [TV: 1]	66,176	L, 43-48
Sept. 24	[23/21] GEORGIA* (12/11) [TV: 2-6]	65,843	W, 45-14
Oct. 1	[16/17] MEMPHIS (rv/rv) [TV: TBA]	65,889	W, 48-28
Oct. 15	at Arkansas*		ARK leads 33-28-1
Oct. 22	at LSU*		LSU leads 59-41-4
Oct. 29	AUBURN*		AU leads 29-11
Nov. 5	GEORGIA SOUTHERN		First Meeting
Nov. 12	at Texas A&M*		TAMU leads 6-2
Nov. 19	at Vanderbilt*		OM leads 50-38-2
Nov. 26	MISSISSIPPI STATE*		OM leads 63-43-6

2016 SOUTHEASTERN CONFERENCE TEAM SCHEDULES AND RESULTS

MISSISSIPPI STATE BULLDOGS (2-2, 1-1 SEC)

Home Stadium: Davis Wade Stadium at Scott Field (61,337)

Sept. 3	[--/RV] SOUTH ALABAMA [TV: 5-6]	57,075	L, 20-21
Sept. 10	SOUTH CAROLINA* [TV: 3-6]	57,763	W, 27-14
Sept. 17	at LSU* (20/22) [TV: 3-6]	99,910	L, 20-23
Sept. 24	at UMass [TV: 10]	13,074	W, 47-35
Oct. 8	AUBURN* (rv/rv) [TV: 5-6]	11 a.m. CT	AU leads 61-26-2
Oct. 14	at BYU [TV: 2-6]	9:15 p.m. CT	Tied 1-1
Oct. 22	at Kentucky*	MSU leads 22-21	
Oct. 29	SAMFORD	MSU leads 16-1-1	
Nov. 5	TEXAS A&M*	A&M leads 5-4	
Nov. 12	at Alabama*	UA leads 79-18-3	
Nov. 19	ARKANSAS*	UA leads 15-10-1	
Nov. 26	at Ole Miss*	UM leads 63-43-6	

MISSOURI TIGERS (2-3, 0-2 SEC)

Home Stadium(s): Memorial Stadium - Faurot Field (71,168)

Sept. 3	at West Virginia [TV: 8]	60,125	L, 11-26
Sept. 10	EASTERN MICHIGAN [TV: 5-6]	51,192	W, 61-21
Sept. 17	GEORGIA* (16/13) [TV: 5-6]	57,098	L, 27-28
Sept. 24	DELAWARE STATE [TV: 5-6]	53,472	W, 79-0
Oct. 1	at LSU* (rv/rv) [TV: 5-6]	102,071	L, 7-42
Oct. 15	at Florida*	MIZ leads 3-2	
Oct. 22	MIDDLE TENNESSEE (HC)	MIZ leads, 1-0	
Oct. 29	KENTUCKY*	Tied 3-3	
Nov. 5	at South Carolina*	MIZ leads 4-2	
Nov. 12	VANDERBILT*	MIZ leads 4-3-1	
Nov. 19	at Tennessee*	MIZ leads 3-1	
Nov. 25	ARKANSAS* [TV: 1]	1:30 p.m. CT	MIZ leads 4-3

SOUTH CAROLINA GAMECOCKS (2-3, 1-3 SEC)

Home Stadium: Williams-Brice Stadium (80,250)

Sept. 1	at Vanderbilt* [TV: 2-6]	30,304	W, 13-10
Sept. 10	at Mississippi State* [TV: 3-6]	57,763	L, 14-27
Sept. 17	East Carolina [TV: 5-6]	80,384	W, 20-15
Sept. 24	at Kentucky* [TV: 5-6]	51,702	L, 10-17
Oct. 1	TEXAS A&M* (9/10) [TV: 5-6]	78,245	L, 13-24
Oct. 8	GEORGIA* (rv/rv) [TV: 5-6]	7:30 p.m. ET	UGA leads 48-18-2
Oct. 22	MASSACHUSETTS	First meeting	
Oct. 29	TENNESSEE*	UT leads 25-7-2	
Nov. 5	MISSOURI*	MU leads 4-2-0	
Nov. 12	at Florida*	UF leads 25-8-3	
Nov. 19	WESTERN CAROLINA	SC leads 4-0-0	
Nov. 26	at Clemson	CU leads 67-42-4	

TENNESSEE VOLUNTEERS (5-0, 2-0 SEC)

Home Stadium: Neyland Stadium (102,455)

Sept. 1	[9/10] APPALACHIAN STATE [TV: 5-6]	100,074	W, 20-13 OT
Sept. 10	[17/14] vs. Virginia Tech [TV: 7]	156,990	W, 45-24
Sept. 17	[15/15] OHIO [TV: 5-6]	101,362	W, 28-19
Sept. 24	[14/12] FLORIDA* (19/16) [TV: 1]	102,455	W, 38-28
Oct. 1	[11/11] at Georgia* (25/20) [TV: 1]	92,746	W, 34-31
Oct. 8	[9/9] at Texas A&M* (8/7) [TV: 1]	3:30 p.m. ET	UT leads 2-0
Oct. 15	ALABAMA*	UA leads 53-38-7	
Oct. 29	at South Carolina*	UT leads 25-7-2	
Nov. 5	TENNESSEE TECH	UT leads 5-0	
Nov. 12	KENTUCKY*	UT leads 78-24-9	
Nov. 19	MISSOURI*	Mizz leads 3-1	
Nov. 26	at Vanderbilt*	UT leads 75-29-5	

TEXAS A&M AGGIES (5-0, 3-0 SEC)

Home Stadium: Kyle Field (102,512)

Sept. 3	[RV/RV] UCLA (16/24) [TV: 1]	100,443	W, 31-24 OT
Sept. 10	[20/24] PRAIRIE VIEW A&M [TV: 5-6]	96,412	W, 67-0
Sept. 17	[17/20] at Auburn* (rv/rv) [TV: 2-6]	87,175	W, 29-16
Sept. 24	[10/13] vs. Arkansas* (17/18) [TV: 2-6]	67,751	W, 45-24
Oct. 1	[9/10] at South Carolina* [TV: 5-6]	78,245	W, 24-13
Oct. 8	[8/7] TENNESSEE* (9/9) [TV: 1]	2:30 p.m. CT	UT leads 0-2
Oct. 22	at Alabama*	UA leads 2-6	
Oct. 29	NEW MEXICO ST.	First Meeting	
Nov. 5	at Mississippi State*	TAMU leads 5-4	
Nov. 12	OLE MISS*	TAMU leads 6-2	
Nov. 19	UTSA	First Meeting	
Nov. 24	LSU* [TV: 2-6]	6:30 p.m. CT	LSU leads 20-31-3

VANDERBILT COMMODORES (2-3, 0-2 SEC)

Home Stadium: Vanderbilt Stadium (40,350)

Sept. 1	SOUTH CAROLINA* [TV: 2-6]	30,304	L, 10-13
Sept. 10	MIDDLE TENNESSEE [TV: 5-6]	29,627	W, 47-24
Sept. 17	at Georgia Tech [TV: 12]	41,916	L, 7-38
Sept. 24	at Western Kentucky [TV: 11]	23,674	W, 31-30 OT
Oct. 1	FLORIDA* (23/21) [TV: 5-6]	30,565	L, 6-13
Oct. 8	at Kentucky* [TV: 5-6]	3 p.m. CT	Tied 42-42-4
Oct. 15	at Georgia*	GA leads 19-55-2	
Oct. 22	TENNESSEE STATE	VU leads 1-0	
Nov. 5	at Auburn*	VU leads 21-20-1	
Nov. 12	at Missouri*	VU leads 4-3-1	
Nov. 19	OLE MISS*	UM leads 39-50-2	
Nov. 26	TENNESSEE*	UT leads 30-75-5	

Team's AP & USA Today Rankings Listed Before Opponent's Name & Opponents' Rankings Listed after its Name (at time of game)
 December 3 • SEC Football Championship Game • Atlanta • Georgia Dome • 4 p.m. ET • CBS Sports

TV Key - (1) CBS; (2) ESPN; (3) ESPN2; (4) ESPNU; (5) SEC Network; (6) WatchESPN; (7) ABC; (8) Fox Sports 1; (9) ESPNews; (10) ESPN3; (11) CBS Sports Network (12) ACC Network

* - SEC Game

2016 SEC WEEK-BY-WEEK SCHEDULES AND RESULTS

Sept. 1

*South Carolina 13, Vanderbilt 10 [TV: 2-6] (30,304)
Tennessee 20, Appalachian State 13 OT [TV: 5-6] (100,074)

Sept. 3

Alabama 52, Southern Cal 6 (Arlington) [TV: 7] (81,359)
Arkansas 21, Louisiana Tech 20 [TV: 5-6] (69,132)
Clemson 19, Auburn 13 [TV: 2-6] (87,451)
Florida 24, UMass 7 [TV: 5-6] (88,121)
Georgia 33, N. Carolina 24 (Atlanta) [TV: 2-6] (75,405)
Southern Miss 44, Kentucky 35 [TV: 4-6] (57,230)
Wisconsin 16, LSU 14 (Green Bay) [TV: 7] (77,823)
S. Alabama 21, Mississippi State 20 [TV: 5-6] (57,075)
West Virginia 26, Missouri 11 [TV: 8] (60,125)
Texas A&M 31, UCLA 24 OT [TV: 1] (100,443)

Sept. 5

Florida State 45, Ole Miss 34 (Orlando) [TV: 2-6] (63,042)

Sept. 10

Alabama 38, Western Kentucky 10 [TV: 3-6] (101,821)
Arkansas 41, TCU 38 20T [TV: 2-6] (48,091)
Auburn 51, Arkansas State 14 [TV: 5-6] (86,825)
*Florida 45, Kentucky 7 [TV: 1] (85,821)
Georgia 26, Nicholls 24 [TV: 5-6] (92,746)
LSU 34, Jacksonville State 13 [TV: 4-6] (98,389)
Ole Miss 38, Wofford 13 [TV: 5-6] (64,232)
*Mississippi State 27, South Carolina 14 [TV: 3-6] (57,763)
Missouri 61, Eastern Michigan 21 [TV: 5-6] (51,192)
Tennessee 45, Virginia Tech 24 (Bristol) [TV: 7] (156,990)
Texas A&M 67, Prairie View 0 [TV: 5-6] (96,412)
Vanderbilt 47, Middle Tennessee 24 [TV: 5-6] (29,627)

Sept. 17

Arkansas 42, Texas State 3 [TV: 5-6] (72,114)
*Texas A&M 29, Auburn 16 [TV: 2-6] (87,175)
Florida 32, North Texas 0 [TV: 4-6] (86,848)
Kentucky 62, New Mexico State 42 [TV: 5-6] (49,669)
*LSU 23, Mississippi State 20 [TV: 3-6] (99,910)
*Alabama 48, Ole Miss 43 [TV: 1] (66,176)
*Georgia 28, Missouri 27 [TV: 5-6] (57,098)
South Carolina 20, East Carolina 15 [TV: 5-6] (80,384)
Tennessee 28, Ohio 19 [TV: 5-6] (101,362)
Georgia Tech 38, Vanderbilt 7 [TV: 12] (41,916)

Sept. 24

Alabama 48, Kent State 0 [TV: 5-6] (101,821)
*Auburn 18, LSU 13 [TV: 2-6] (87,451)
*Kentucky 17, South Carolina 10 [TV: 5-6] (51,702)
*Ole Miss 45, Georgia 14 [TV: 2-6] (65,843)
Mississippi State 47, UMass 35 [TV: 10] (13,074)
Missouri 79, Delaware State 0 [TV: 5-6] (53,472)
*Tennessee 38, Florida 28 [TV: 1] (102,455)
*Texas A&M 45, Arkansas 24 (Arlington) [TV: 2-6] (67,751)
Vanderbilt 31, Western Kentucky 30 OT [TV: 11] (23,674)

Oct. 1

*Alabama 34, Kentucky 6 [TV: 2-6] (101,821)
Arkansas 52, Alcorn State 10 (Little Rock) [TV: 5-6] (46,988)
Auburn 58, Louisiana-Monroe 7 [TV: 5-6] (84,243)
*Tennessee 34, Georgia 31 [TV: 1] (92,746)
*LSU 42, Missouri 7 [TV: 5-6] (102,071)
Ole Miss 48, Memphis 28 [TV: 3-6] (65,889)
*Texas A&M 24, South Carolina 13 [TV: 5-6] (78,245)
*Florida 13, Vanderbilt 6 [TV: 5-6] (30,565)

Oct. 8

*Alabama at Arkansas [TV: 2-6] (6 p.m. CT)
*LSU at Florida [TV: 2-6] (Noon ET)
*Vanderbilt at Kentucky [TV: 5-6] (4 p.m. ET)
*Auburn at Mississippi State [TV: 5-6] (11 a.m. CT)
*Georgia at South Carolina [TV: 5-6] (7:30 p.m. ET)
*Tennessee at Texas A&M [TV: 1] (2:30 p.m. CT)

Oct. 14

Mississippi State at BYU [TV: 2-6] (9:15 p.m. CT)

Oct. 15

*Ole Miss at Arkansas
*Missouri at Florida
*Vanderbilt at Georgia
Southern Miss at LSU
Mississippi State at BYU
*Alabama at Tennessee

Oct. 22

*Texas A&M at Alabama
*Arkansas at Auburn
*Mississippi State at Kentucky
*Ole Miss at LSU
Middle Tennessee at Missouri
UMass at South Carolina
*Tennessee State at Vanderbilt

Oct. 29

*Florida vs. Georgia (Jacksonville) [TV: 1] (2:30 p.m. CT)
*Auburn at Ole Miss
Samford at Mississippi State
*Kentucky at Missouri
*Tennessee at South Carolina
New Mexico State at Texas A&M

Nov. 5

*Florida at Arkansas
*Vanderbilt at Auburn
*Georgia at Kentucky
*Alabama at LSU
Georgia Southern at Ole Miss
*Texas A&M at Mississippi State
*Missouri at South Carolina
Tennessee Tech at Tennessee

Nov. 12

*Mississippi State at Alabama
*LSU at Arkansas
*South Carolina at Florida
*Auburn at Georgia
*Vanderbilt at Missouri
*Kentucky at Tennessee
*Ole Miss at Texas A&M

Nov. 19

UT-Chattanooga at Alabama
Alabama A&M at Auburn
Presbyterian at Florida
Louisiana-Lafayette at Georgia
Austin Peay at Kentucky
South Alabama at LSU
*Arkansas at Mississippi State
Western Carolina at South Carolina
*Missouri at Tennessee
Texas-San Antonio at Texas A&M
*Ole Miss at Vanderbilt

Nov. 24

*LSU at Texas A&M [TV: 2-6] (6:30 p.m. CT)

Nov. 25

*Arkansas at Missouri [TV: 1] (1:30 p.m. CT)

Nov. 26

*Auburn at Alabama
Florida at Florida State
Georgia Tech at Georgia
Kentucky at Louisville
*Mississippi State at Ole Miss
South Carolina at Clemson
*Tennessee at Vanderbilt

Dec. 3

SEC Football Championship (Atlanta) [TV:1] (4 p.m. ET)

* SEC Game

NOTES:

Home team game time listed. Home team underlined.

SEC team game time listed if non-conference game.



2016 SEC FOOTBALL SCHEDULE

(Tentative and Subject to Change)



Date Team	Sept. 3	Sept. 10	Sept. 17	Sept. 24	Oct. 1	Oct. 8	Oct. 15	Oct. 22	Oct. 29	Nov. 5	Nov. 12	Nov. 19	Nov. 26
ALABAMA	SOUTHERN CAL Arlington, Texas	WESTERN KENTUCKY Tuscaloosa	OLE MISS Oxford	KENT STATE Tuscaloosa	KENTUCKY Tuscaloosa	ARKANSAS Fayetteville	TENNESSEE Knoxville	TEXAS A&M Tuscaloosa	TEXAS A&M Tuscaloosa	LSU Baton Rouge	MISSISSIPPI STATE Tuscaloosa	CHATTANOOGA Tuscaloosa	AUBURN Tuscaloosa
ARKANSAS	LOUISIANA TECH Fayetteville	TCU Fort Worth	TEXAS STATE Fayetteville	TEXAS A&M Arlington, Texas	ALCORN STATE Little Rock	ALABAMA Fayetteville	OLE MISS Fayetteville	AUBURN Auburn	AUBURN Auburn	FLORIDA Fayetteville	LSU Fayetteville	MISSISSIPPI STATE Starkville	MISSOURI Columbia (Nov. 25)
AUBURN	CLEMSON Auburn	ARKANSAS STATE Auburn	TEXAS A&M Auburn	LSU Auburn	LOUISIANA-MONROE Auburn	MISSISSIPPI STATE Starkville		ARKANSAS Auburn	OLE MISS Oxford	VANDERBILT Auburn	GEORGIA Athens	ALABAMA A&M Auburn	ALABAMA Tuscaloosa
FLORIDA	UMASS Gainesville	KENTUCKY Gainesville	NORTH TEXAS Gainesville	TENNESSEE Knoxville	VANDERBILT Nashville	LSU Gainesville	MISSOURI Gainesville		GEORGIA Jacksonville	ARKANSAS Fayetteville	SOUTH CAROLINA Gainesville	PRESBYTERIAN Gainesville	FLORIDA STATE Tallahassee
GEORGIA	NORTH CAROLINA Atlanta	NICHOLS STATE Athens	MISSOURI Columbia	OLE MISS Oxford	TENNESSEE Athens	SOUTH CAROLINA Columbia	VANDERBILT Athens		FLORIDA Jacksonville	KENTUCKY Lexington	AUBURN Athens	LOUISIANA-LAFAYETTE Athens	GEORGIA TECH Athens
KENTUCKY	SOUTHERN MISS Lexington	FLORIDA Gainesville	NEW MEXICO STATE Lexington	SOUTH CAROLINA Lexington	ALABAMA Tuscaloosa	VANDERBILT Lexington		MISSISSIPPI STATE Lexington	MISSOURI Columbia	GEORGIA Lexington	TENNESSEE Knoxville	AUSTIN PEAY Lexington	LOUISVILLE Louisville
LSU	WISCONSIN Green Bay	JACKSONVILLE STATE Baton Rouge	MISSISSIPPI STATE Baton Rouge	AUBURN Auburn	MISSOURI Baton Rouge	FLORIDA Gainesville	SOUTHERN MISS Baton Rouge	OLE MISS Baton Rouge	OLE MISS Baton Rouge	ALABAMA Baton Rouge	ARKANSAS Fayetteville	SOUTH ALABAMA Baton Rouge	TEXAS A&M College Station (Nov. 24)
OLE MISS	FLORIDA STATE Orlando (Sept. 5)	WOFFORD Oxford	ALABAMA Oxford	GEORGIA Oxford	MEMPHIS Oxford		ARKANSAS Fayetteville	LSU Baton Rouge	AUBURN Oxford	GEORGIA SOUTHERN Oxford	TEXAS A&M College Station	VANDERBILT Nashville	MISSISSIPPI STATE Oxford
MISSISSIPPI STATE	SOUTH ALABAMA Starkville	SOUTH CAROLINA Starkville	LSU Baton Rouge	UMASS Foxborough	AUBURN Starkville		BYU Provo (Oct. 14)	KENTUCKY Lexington	SAMFORD Starkville	TEXAS A&M Starkville	ALABAMA Tuscaloosa	ARKANSAS Starkville	OLE MISS Oxford
MISSOURI	WEST VIRGINIA Morgantown	EASTERN MICHIGAN Columbia	GEORGIA Columbia	DELAWARE STATE Columbia	LSU Baton Rouge		FLORIDA Gainesville	MIDDLE TENNESSEE Columbia	KENTUCKY Columbia	SOUTH CAROLINA Columbia, S.C.	VANDERBILT Columbia	TENNESSEE Knoxville	ARKANSAS Columbia (Nov. 25)
SOUTH CAROLINA	VANDERBILT Nashville (Sept. 1)	MISSISSIPPI STATE Starkville	EAST CAROLINA Columbia	KENTUCKY Lexington	TEXAS A&M Columbia	GEORGIA Columbia		UMASS Columbia	TENNESSEE Columbia	MISSOURI Columbia, S.C.	FLORIDA Gainesville	WESTERN CAROLINA Columbia	CLEMSON Clemson
TENNESSEE	APPALACHIAN STATE Knoxville (Sept. 1)	VIRGINIA TECH Bristol, Tenn.	OHIO Knoxville	FLORIDA Knoxville	GEORGIA Athens	TEXAS A&M College Station	ALABAMA Knoxville		SOUTH CAROLINA Columbia	TENNESSEE TECH Knoxville	KENTUCKY Knoxville	MISSOURI Knoxville	VANDERBILT Nashville
TEXAS A&M	UCLA College Station	PRAIRIE VIEW College Station	AUBURN Auburn	ARKANSAS Arlington, Texas	SOUTH CAROLINA Columbia	TENNESSEE College Station		ALABAMA Tuscaloosa	NEW MEXICO STATE College Station	MISSISSIPPI STATE Starkville	OLE MISS College Station	TEXAS-SAN ANTONIO College Station	LSU College Station (Nov. 24)
VANDERBILT	SOUTH CAROLINA Nashville (Sept. 1)	MIDDLE TENNESSEE Nashville	GEORGIA TECH Atlanta	WESTERN KENTUCKY Bowling Green	FLORIDA Nashville	KENTUCKY Lexington	GEORGIA Athens	TENNESSEE STATE Nashville		AUBURN Auburn	MISSOURI Columbia	OLE MISS Nashville	TENNESSEE Nashville

2016 SEC CHAMPIONSHIP GAME • DECEMBER 3 • GEORGIA DOME • ATLANTA, GA.

SEC IN THE POLLS

Associated Press (Oct. 2)

No.	Team	Record	Points
1	ALABAMA(53)	5-0	1514
2	Ohio State(6)	4-0	1451
3	Clemson(1)	5-0	1403
4	Michigan(1)	5-0	1334
5	Washington	5-0	1234
6	Houston	5-0	1233
7	Louisville	4-1	1160
8	TEXAS A&M	5-0	1113
9	TENNESSEE	5-0	1045
10	Miami	4-0	909
11	Wisconsin	4-1	882
12	Nebraska	5-0	821
13	Baylor	5-0	805
14	OLE MISS	3-2	712
15	Stanford	3-1	711
16	ARKANSAS	4-1	528
17	North Carolina	4-1	497
18	FLORIDA	4-1	391
19	Boise State	4-0	385
20	Oklahoma	2-2	324
21	Colorado	4-1	276
22	West Virginia	4-0	240
23	Florida State	3-2	230
24	Utah	4-1	86
25	Virginia Tech	3-1	85

Others (SEC Only): LSU 49, Auburn 46, Georgia 42.

USA Today Coaches' Poll (Oct. 2)

No.	Team	Record	Points
1	ALABAMA(57)	5-0	1544
2	Ohio State(3)	4-0	1474
3	Clemson(2)	5-0	1437
4	Michigan	5-0	1348
5	Houston	5-0	1256
6	Washington	5-0	1250
7	TEXAS A&M	5-0	1132
8	Louisville	4-1	1105
9	TENNESSEE	5-0	1101
10	Miami	4-0	902
11	Baylor	5-0	876
12	Nebraska	5-0	860
13	Wisconsin	4-1	844
14	OLE MISS	3-2	671
15	Stanford	3-1	635
16	North Carolina	4-1	587
17	ARKANSAS	4-1	525
18	FLORIDA	4-1	490
19	Boise State	4-0	341
20	West Virginia	4-0	309
21	Florida State	3-2	257
22	Oklahoma	2-2	228
23	Colorado	4-1	144
24	Utah	4-1	117
25	Western Michigan	5-0	86

Others (SEC Only): LSU 77, Georgia 65, Auburn 21.

College Football Playoff Rankings
(First poll released in early November)

No.	Team	Record	Rating
-----	------	--------	--------

2016 SEC CHAMPIONSHIP GAME

The Southeastern Conference's Eastern and Western Division winners will meet in Atlanta's Georgia Dome to battle for the league championship and the right to represent the conference in the College Football Playoff. The 25th-annual title game is set for December 3 and will be televised nationally by CBS Sports.

The game was born as a result of 1992 conference expansion, which saw Arkansas and South Carolina become the first members added in SEC history. Under NCAA regulations, a conference with 12 members may play an additional football game to determine its champion, provided the regular season is played in divisions.

The participants of the game are determined each year during the eight-game regular-season conference schedule as the teams with the best overall SEC winning percentage in each division.

CBS Sports' national coverage of the 2015 SEC Championship game, which saw Alabama defeat Florida, 29-15, was the highest-rated college football game of the year.

The SEC Championship game averaged an overnight household rating/share in the metered markets of 8.3/17, up 8%, from last year's 7.7/16 for Alabama-Missouri. The 2009 SEC Championship Game earned an 11.8 rating and a 24 share, marking the highest-rated SEC Championship Game in history. The game matched the No. 1 Florida Gators (12-0) vs. the No. 2 Alabama Crimson Tide (12-0).

The SEC Championship Game has drawn 22 capacity crowds in its 24-year history. Only 1993 (Birmingham) and 1995 (Atlanta) were not sellouts.

The SEC, along with AMB Sports & Entertainment (AMBSE) and the Georgia World Congress Center Authority (GWCCA), recently announced an agreement to host the SEC Championship Game at Mercedes-Benz Stadium in Atlanta through 2026. The new agreement allows the SEC the option of adding up to two successive five-year extensions.

The Georgia Dome has hosted the SEC Championship Game for 22 years beginning in 1994, with capacity crowds in the last 20 consecutive years. By the end of the new agreement, including options, the Championship will have been played in Atlanta a total of 43 years. Mercedes-Benz Stadium is set to open in 2017, with 2016 set to be the final SEC Championship Game held in the Georgia Dome.



SATELLITE RADIO SCHEDULE

The following games are scheduled to be on SiriusXM satellite radio for the weekend of Oct. 1:

	Sirius/XM
*Alabama at Arkansas (6 p.m. CT)	126/191
*LSU at Florida (Noon ET)	81/81
*Vanderbilt at Kentucky (4 p.m. ET)	83/190
*Auburn at Mississippi State (11 a.m. CT)	93/190
*Georgia at South Carolina (7:30 p.m. ET)	83/190
*Tennessee at Texas A&M (2:30 p.m. CT)	84/84

SEC Nation on The SEC Network

Saturdays in the SEC are all about family, food, football... and SEC Nation. SEC Nation airs live from a different SEC campus each Saturday at 10 a.m. ET.

SEC Nation enters its third college football season with a new host. Maria Taylor will anchor the traveling pregame show, navigating the Saturday morning conversations of returning analysts Tim Tebow, Marcus Spears and Paul Finebaum.

SEC Network's Laura Rutledge also begins traveling with the show this fall, providing live reports of the sights and sounds of southern tailgating. Kaylee Hartung will continue to contribute to the show with features.

SEC Nation Schedule:

Date	Time (ET)	School/City
Thurs., Sept. 1	6 p.m.	Tennessee/Knoxville
Sat., Sept. 3	10 a.m.	Texas A&M/College Station
Sat., Sept. 10	10 a.m.	Miss. State/Starkville
Sat., Sept. 17	10 a.m.	Ole Miss/Oxford
Sat., Sept. 24	10 a.m.	Auburn/Auburn
Sat., Oct. 1	10 a.m.	Georgia/Athens
Sat., Oct. 8	10 a.m.	Florida/Gainesville



SEC IN THE POLLS (AP / USA Today / CFP Ranking)

	ALA	ARK	AUB	UF	UGA	UK	LSU	UM	MSU	MU	USC	UT	A&M	VU
Preseason	1/1--	RV/RV--	RV/RV--	25/25/--	18/16/--	--/--/--	5/6/--	11/12/--	--/RV/--	--/--/--	--/--/--	9/10/--	RV/RV--	--/--/--
Week 1	1/1--	--/RV/--	RV/RV--	RV/25/--	9/9--	--/--/--	21/22	19/18	--/--/--	--/--/--	--/--/--	17/14/--	20/24	--/--/--
Week 2	1/1--	24/24/--	RV/RV--	23/23/--	16/13/--	--/--/--	20/22/--	19/17--	--/--/--	--/--/--	--/--/--	15/15/--	17/20--	--/--/--
Week 3	1/1--	17/18/--	--/RV/--	19/16/--	12/11/--	--/--/--	18/17--	23/21--	--/--/--	--/--/--	--/--/--	14/12--	10/13--	--/--/--
Week 4	1/1--	20/22/--	RV/RV--	23/21--	25/20/--	--/--/--	RV/RV--	16/17--	--/--/--	--/--/--	--/--/--	11/11--	9/10--	--/--/--
Week 5	1/1--	16/17--	RV/RV--	18/18--	RV/RV--	--/--/--	RV/RV--	14/14--	--/--/--	--/--/--	--/--/--	9/9--	8/7--	--/--/--
Week 6	--/--/--	--/--/--	--/--/--	--/--/--	--/--/--	--/--/--	--/--/--	--/--/--	--/--/--	--/--/--	--/--/--	--/--/--	--/--/--	--/--/--
Week 7	--/--/--	--/--/--	--/--/--	--/--/--	--/--/--	--/--/--	--/--/--	--/--/--	--/--/--	--/--/--	--/--/--	--/--/--	--/--/--	--/--/--
Week 8	--/--/--	--/--/--	--/--/--	--/--/--	--/--/--	--/--/--	--/--/--	--/--/--	--/--/--	--/--/--	--/--/--	--/--/--	--/--/--	--/--/--
Week 9	--/--/--	--/--/--	--/--/--	--/--/--	--/--/--	--/--/--	--/--/--	--/--/--	--/--/--	--/--/--	--/--/--	--/--/--	--/--/--	--/--/--
Week 10	--/--/--	--/--/--	--/--/--	--/--/--	--/--/--	--/--/--	--/--/--	--/--/--	--/--/--	--/--/--	--/--/--	--/--/--	--/--/--	--/--/--
Week 11	--/--/--	--/--/--	--/--/--	--/--/--	--/--/--	--/--/--	--/--/--	--/--/--	--/--/--	--/--/--	--/--/--	--/--/--	--/--/--	--/--/--
Week 12	--/--/--	--/--/--	--/--/--	--/--/--	--/--/--	--/--/--	--/--/--	--/--/--	--/--/--	--/--/--	--/--/--	--/--/--	--/--/--	--/--/--
Week 13	--/--/--	--/--/--	--/--/--	--/--/--	--/--/--	--/--/--	--/--/--	--/--/--	--/--/--	--/--/--	--/--/--	--/--/--	--/--/--	--/--/--
SECCG	--/--/--	--/--/--	--/--/--	--/--/--	--/--/--	--/--/--	--/--/--	--/--/--	--/--/--	--/--/--	--/--/--	--/--/--	--/--/--	--/--/--
Bowls	--/--/--	--/--/--	--/--/--	--/--/--	--/--/--	--/--/--	--/--/--	--/--/--	--/--/--	--/--/--	--/--/--	--/--/--	--/--/--	--/--/--
FINAL	--/--/--	--/--/--	--/--/--	--/--/--	--/--/--	--/--/--	--/--/--	--/--/--	--/--/--	--/--/--	--/--/--	--/--/--	--/--/--	--/--/--

SEC ATTENDANCE UPDATE

School	Stadium(s)	Capacity	Games	100%+	Total Att.	Average Att.	Pct. of Capacity
Alabama	Bryant-Denny Stadium	101,821	3	3	305,463	101,821	100.00
Arkansas	Donald W. Reynolds Razorback (Fayetteville)	72,000	2	1	141,246	70,623	98.09
	War Memorial (Little Rock)	54,120	1	-	46,988	46,988	86.82
			3	1	188,234	62,745	92.46
Auburn	Pat Dye Field at Jordan-Hare Stadium	87,451	5	2	433,145	86,629	99.06
Florida	Ben Hill Griffin at Stadium at Florida Field	88,548	3	-	260,790	86,930	98.17
Georgia	Sanford Stadium	92,746	2	2	185,492	92,746	100.00
Kentucky	Commonwealth Stadium	61,000	3	-	158,601	52,867	86.67
LSU	Tiger Stadium	102,321	3	-	300,370	100,123	97.85
Ole Miss	Vaught-Hemingway/Hollingsworth Field	64,038	4	4	262,140	65,535	102.34
Miss. State	Davis Wade Stadium at Scott Field	61,337	2	-	114,838	57,419	93.61
Missouri	Memorial Stadium / Faurot Field	71,168	3	-	161,762	53,921	75.77
South Carolina	Williams-Brice Stadium	80,250	2	1	158,629	79,315	98.83
Tennessee	Neyland Stadium/Shields-Watkins Field	102,455	3	1	303,891	101,297	98.87
Texas A&M	Kyle Field	102,512	2	-	196,855	98,428	96.02
Vanderbilt	Vanderbilt Stadium	40,350	3	-	90,496	30,165	74.76
TOTALS		78,808	41	14 (34.15%)	3,120,706	76,115	96.58
Neutral Site Games	[Florida vs. Georgia, Jacksonville]	-	-	-	-	-	-
	[Arkansas vs. Texas A&M, Arlington]	71,167	1	-	67,751	67,751	95.20
	[SEC Championship Game, Atlanta]	-	-	-	-	-	-
TOTALS		78,330	42	14 (33.33%)	3,188,457	75,916	96.92

SEC OVERTIME RECORDS

Team	Total	Pct.	vs. Non-SEC	Last Overtime Game
Alabama	5-8	.385	0-1	Alabama 20, LSU 13 (1) (2014)
Arkansas	12-6	.667	2-1	Arkansas 41, TCU 38 (2) (2016)
Auburn	8-7	.533	5-2	Arkansas 54, Auburn 46 (4) (2015)
Florida	5-3	.625	1-0	Florida 20, Florida Atlantic 14 (1) (2015)
Georgia	7-5	.583	4-3	Georgia 23, Georgia Southern 17 (1) (2015)
Kentucky	3-5	.375	1-2	Kentucky 34, Eastern Kentucky 27 (1) (2015)
LSU	8-6	.571	1-0	Alabama 20, LSU 13 (1) (2014)
Ole Miss	6-8	.429	2-1	Arkansas 53, Ole Miss 52 (1) (2015)
Miss. State	5-4	.556	3-0	Mississippi State 17, Ole Miss 10 (1) (2013)
Missouri	1-1	.500	0-0	S. Carolina 27, Missouri 24 (2) (2013)
South Carolina	2-3	.400	0-0	South Carolina 23, Florida 20 (2014)
Tennessee	12-6	.667	2-2	Tennessee 20, Appalachian State 13 (1) (2016)
Texas A&M	3-0	1.000	1-0	Texas A&M 31, UCLA 24 (1) (2016)
Vanderbilt	3-6	.333	2-2	Vanderbilt 31, Western Kentucky (1) (2016)
TOTALS			23-14 (.622)	

BREAKDOWN OF LENGTH OF OVERTIMES

Number/OTs	Games	Last Game
7	2	Arkansas 71, Kentucky 63 (2003)
6	1	Tennessee 41, Arkansas 38 (2002)
5	1	Tennessee 51, Alabama 43 (2003)
4	4	Arkansas 54, Auburn 46 (4) (2015)
3	5	Florida 36, Kentucky 30 (2014)
2	12	Arkansas 41, TCU 38 (2) (2016)
1	68	Vanderbilt 31, Western Kentucky (1) (2016)

NOTES:

First Overtime Game: Nov. 16, 1996 at Auburn (Georgia 56, Auburn 49 - 4 OT)
 First Non-Conference Overtime Game: Aug. 30, 1997 at Oxford (Ole Miss 24, Central Florida 23)
 Longest Current Consecutive Win Streaks in Overtime Games: 4 (Florida)
 Most Overtime Games in a Year: 12 (2014)

SEC FOOTBALL PLAYERS OF THE WEEK

2016 SEASON

Week 1 (Games of Sept. 1-5): Offense - Nick Chubb, RB, Georgia; Defense - Jonathan Allen, DL, Alabama; Special Teams - Elliott Fry, PK, South Carolina; Offensive Lineman - Erik McCoy, C, Texas A&M; Defensive Lineman - Deatrich Wise, DE, Arkansas; Freshman - Jonah Williams, OL, Alabama.

Week 2 (Games of Sept. 10): Offense - Austin Allen, QB, Arkansas; Defense - Micah Abernathy, DB, Tennessee; Special Teams - Daniel Carlson, PK, Auburn; Tre'Davious White, DB/PR, LSU; Offensive Lineman - Dan Skipper, OL, Arkansas; Defensive Lineman - A.J. Jefferson, DE, Mississippi State; Freshman - Johnathon Johnson, WR/PR, Missouri.

Week 3 (Games of Sept. 17): Offense - Jalen Hurts, QB, Alabama; Defense - Justin Evans, DB, Texas A&M; Special Teams - Eddie Jackson, PR, Alabama; Josh Growden, P, LSU; Offensive Lineman - Frank Ragnow, OL, Arkansas; Defensive Lineman - Arden Key, DE, LSU; Freshman - Traveon Williams, RB, Texas A&M.

Week 4 (Games of Sept. 24): Offense - Joshua Dobbs, QB, Tennessee; Defense - Armani Watts, DB, Texas A&M; Special Teams - Daniel Carlson, PK, Auburn; Josh Growden, P, LSU; Offensive Lineman - Jordan Sims, OL, Ole Miss; Defensive Lineman - Derek Barnett, DE, Tennessee; Denzil Ware, DE, Kentucky; Freshman - Traveon Williams, RB, Texas A&M.

2015 SEASON

Week 1 (Games of Sept. 3-5): Offense - Derrick Henry, RB, Alabama; Defense - Skai Moore, LB, South Carolina; Special Teams - Daniel Carlson, PK, Auburn; Offensive Lineman - Kyler Kerbyson, OL, Tennessee; Defensive Lineman - Daeshon Hall, DL, Texas A&M; Freshman - Christian Kirk, WR/PR/KR, Texas A&M.

Week 2 (Games of Sept. 12): Offense - Leonard Fournette, RB, LSU; Defense - Kentrell Brothers, LB, Missouri; Special Teams - Isaiah McKenzie, PR, Georgia; Offensive Lineman - Ethan Pocic, C, LSU; Defensive Lineman - Jordan Jenkins, DL, Georgia; Freshman - Chris Westry, DB, Kentucky.

Week 3 (Games of Sept. 19): Offense - Leonard Fournette, RB, LSU; Greyson Lambert, QB, Georgia; Defense - Robert Nkemdiche, DE, Ole Miss; Special Teams - Gary Wunderlich, PK, Ole Miss; Offensive Lineman - Vadal Alexander, OT, LSU; Defensive Lineman - Jonathan Bullard, DL, Florida; Freshman - Preston Williams, WR, Tennessee.

Week 4 (Games of Sept. 26): Offense - Leonard Fournette, RB; Defense - Richie Brown, LB, Mississippi State; Special Teams - Christian Kirk, KR/WR, Texas A&M; Offensive Lineman - Fahn Cooper, OT, Ole Miss; Defensive Lineman - Cory Johnson, DT, Kentucky; Freshman - Antonio Callaway, WR, Florida.

Week 5 (Games of Oct. 3): Offense - Derrick Henry, RB, Alabama; Defense - Antonio Morrison, LB, Florida; Special Teams - Johnathan Ford, KR, Auburn; Offensive Lineman - Sebastian Tretola, OL, Arkansas; Defensive Lineman - Myles Garrett, DE, Texas A&M; Freshman - Calvin Ridley, WR, Alabama.

Week 6 (Games of Oct. 10): Offense - Joshua Dobbs, QB, Tennessee; Defense - Reggie Ragland, LB, Alabama; Special Teams - Reggie Davis, PR/KR, Georgia; Offensive Lineman - Ethan Pocic, C, LSU; Defensive Lineman - Ryan Brown, DE, Mississippi State; Freshman - Derrius Guice, RB, LSU.

Week 7 (Games of Oct. 15/17): Offense - Derrick Henry, RB, Alabama; Defense - Lewis Neal, DE, LSU; Special Teams - Marshall Morgan, PK, Georgia; Offensive Lineman - Vadal Alexander, OT, LSU; Defensive Lineman - Myles Garrett, DE, Texas A&M; Freshman - Minkah Fitzpatrick, DB, Alabama.

Week 8 (Games of Oct. 24): Offense - Dak Prescott, QB, Mississippi State; Defense - Trae Elston, DB, Ole Miss; Special Teams - JK Scott, P, Alabama; Offensive Lineman - Spencer Pulley, C, Vanderbilt; Defensive Lineman - Marquis Haynes, DE, Ole Miss; Freshman - Dre Greenlaw, LB, Arkansas.

Week 9 (Games of Oct. 31): Offense - Chad Kelly, QB, Ole Miss; Defense - Antonio Morrison, LB, Florida; Special Teams - Evan Berry, RS, Tennessee; Offensive Lineman - Mitch Smothers, C, Arkansas; Defensive Lineman - Marquis Haynes, DE, Ole Miss; Freshman - Kyler Murray, QB, Texas A&M.

Week 10 (Games of Nov. 5/7): Offense - Brandon Allen, QB, Arkansas; Defense - Alex McCalister, Rush End, Florida; Special Teams - Adam Griffith, PK, Alabama; Offensive Lineman - Ryan Kelly, OL, Alabama; Defensive Lineman - Chris Jones, DE, Mississippi State; Freshman - Darrin Kirkland, LB, Tennessee.

Week 11 (Games of Nov. 14): Offense - Derrick Henry, RB, Alabama; Defense - Oren Burks, S, Vanderbilt; Special Teams - Isaiah McKenzie, PR, Georgia; Offensive Lineman - Dan Skipper, OL, Arkansas; Defensive Lineman - Jonathan Allen, DE, Alabama; Freshman - Dre Greenlaw, LB, Arkansas.

Week 12 (Games of Nov. 21): Offense - Dak Prescott, QB, Mississippi State; Defense - DeMarquis Gates, LB, Ole Miss; Special Teams - Cyrus Jones, PR, Alabama; Taylor Bertolet, PK, Texas A&M; Offensive Lineman - Coleman Thomas, OL, Tennessee; Defensive Lineman - Marquis Haynes, DE, Ole Miss; Freshman - Mike Edwards, S, Kentucky.

Week 13 (Games of Nov. 27/28): Offense - Derrick Henry, RB, Alabama; Defense - Deion Jones, LB, LSU; Special Teams - Adam Griffith, PK, Alabama; Offensive Lineman - Kyler Kerbyson, OL, Tennessee; Defensive Lineman - Robert Nkemdiche, DT, Ole Miss; Deatrich Wise Jr., DE, Arkansas; Freshman - Arden Key, DE, LSU.

SEC FOOTBALL NOTES

SEC FOOTBALL INSTANT REPLAY STATISTICS

	Games Using SEC Replay	Play Stoppages	Plays Overtuned	Average Length of Review
2005	77	66	17 (25.76%)	1:53
2006	89	123	29 (33.58%)	1:41
2007	87	139	38 (43.68%)	1:36
2008	85	122	39 (45.90%)	1:24
2009	85	115	28 (32.91%)	1:26
2010	85	119	37 (43.27%)	1:36
2011	86	95	36 (41.86%)	1:37
2012	101	138	52 (51.46%)	1:28
2013	101	146	54 (53.46%)	1:22
2014	101	166	62 (61.39%)	1:28
2015	103	203	76 (73.84%)	1:22
TOTALS	1000	1432	467 (46.66%)	

2016 INSTANT REPLAY STATISTICS

	Games Using SEC Replay	Play Stoppages	Plays Overtuned	Average Length of Review
Week 1	8	21	6 (28.57%)	1:44
Week 2	10	20	9 (45.00%)	1:41
Week 3	9	28	15 (53.57%)	1:17
Week 4	8	14	6 (42.86%)	1:32
Week 5				
Week 6				
Week 7				
Week 8				
Week 9				
Week 10				
Week 11				
Week 12				
Week 13				
SECCG				
TOTALS	35	83	36 (43.37%)	1:33

THIS IS SEC FOOTBALL

- With the victory in the College Football Playoff National Championship Game, the SEC captured its ninth victory of the football postseason in 2015, breaking its own national record of postseason wins. The SEC led nation once again in bowl victories, while boasting an equally impressive 82 percent winning percentage in its 11 postseason games. The SEC owned the previous record for postseason bowl victories with seven wins in 2007, 2013 and 2014.
- The SEC has now won 16 games in the last two postseasons, also a record. Eight of the nine victories last season came versus major conference opponents, including a 4-1 record versus Top 25 teams. The average margin of victory in the SEC's postseason wins last postseason was 24 points.
- With ten teams advancing to bowl games last season, the SEC became the first conference to send at least 10 teams to postseason bowls in three consecutive seasons. The SEC sent a NCAA-record 12 teams to participate in postseason bowl games in 2014 and has sent no less than eight teams to post-season bowls in each of the last ten seasons.
- For the second straight year, the SEC sent an entire division (SEC West) to postseason bowl games in 2015. That marks is the only time in SEC and NCAA history a conference has accomplished that feat.
- The SEC on CBS was the highest rated television package for the 7th year in a row in 2015.
- SEC stadiums were filled to over 100.00 percent capacity on average last season, up again from the previous season despite a downward trend nationally. Nearly 60% of all games played last season involving SEC teams (including non-conference), were sold out. Unlike the national trend, the SEC has enjoyed an increase in football attendance for three straight years, despite all games now being televised nationally.
- SEC stadiums were filled to over 100.00 percent capacity on average last season, up again from the previous season despite a downward trend nationally. Nearly 60% of all games played last season involving SEC teams (including non-conference), were sold out. Unlike the national trend, the SEC has enjoyed an increase in football attendance for three straight years, despite all games now being televised nationally.
- The SEC has won eight of the last 10 national championships, 10 of the 18 BCS/CFP-era National Championships, two runner-up finishes and 24 overall national titles (AP, BCS, FWAA, coaches poll) in SEC history. The SEC has appeared in nine of the last 10 National Championship Games.

2016 SEC FOOTBALL VIDEO REPLAY

THE OBJECTIVE

To allow for specific types of officiating calls to be immediately reviewed during all games hosted by SEC teams.

THE COACHES' CHALLENGE

The head coach may challenge the ruling of any reviewable play. He retains a challenge if his initial challenge is successful and thus results in a reversal by the replay official. The head coach will then have a single challenge that he may use anytime during the game if his team has not used all its timeouts. Thus a team may have a total of two challenges in the game, but only if the first results in a reversal of the on-field ruling. A head coach may not challenge an on-field ruling if all of the team's timeouts have been used for that half or extra period.

THE SOURCE

All reviewable video comes direct from either the television network broadcasting the game or other TV production facilities that meet established conference standards and the coach's high end zone and high 50 yard line cameras. The Southeastern Conference has used instant replay since 2005.

THE PLAYS

Scoring Plays

Reviewable plays involving a potential score include:

- a. A potential touchdown or safety. [Exception: Safety by penalty for fouls that are not specifically reviewable with the exception of the location of the passer when an intentional grounding foul results in a safety.]
- b. Field goal attempts if and only if the ball is ruled (a) below or above the crossbar or (b) inside or outside the uprights when it is lower than the top of the uprights. If the ball is higher than the top of the uprights as it crosses the end line, the play may not be reviewed.

Passes

Reviewable plays involving passes include:

- a. Pass ruled complete, incomplete or intercepted anywhere in the field of play or an end zone.
- b. Forward pass touched by a player (eligible or ineligible) or an official.
- c. Forward pass or forward handing when a ball carrier is or has been beyond the neutral zone.
- d. A forward pass or forward handing after a change of team possession.
- e. Pass ruled forward or backward when thrown from behind the neutral zone.
 1. If the pass is ruled forward and is incomplete, the play is reviewable only if the ball goes out of bounds or if there is clear recovery of a loose ball in the immediate continuing action after the loose ball or if the ball is out of bounds. If the replay official does not have indisputable video evidence as to which team recovers, the ruling of incomplete pass stands.
 2. If the replay official reverses an incomplete forward pass ruling and the ball is recovered, it belongs to the recovering team at the spot of the recovery and any advance is nullified.

Dead Ball and Loose Ball

Reviewable plays involving potential dead balls and loose balls include:

- a. Loose ball by a potential passer ruled a fumble.
- b. Loose ball by a passer ruled incomplete forward pass when there is clear recovery in the immediate continuing action after the loose ball.
 1. If the replay official does not have indisputable video evidence as to which team recovers, the ruling of incomplete pass stands.

2016 SEC Football

2. If the replay official rules fumble, the ball belongs to the recovering team at the spot of the recovery and any advance is nullified.
- c. Live ball not ruled dead in possession of a ball carrier.
 - d. Loose ball ruled dead, or live ball ruled dead in possession of a ball carrier when the clear recovery of a loose ball occurs in the immediate continuing action.
 1. If the ball is ruled dead and the replay official does not have indisputable video evidence as to which team recovers, the dead-ball ruling stands.
 2. If the replay official rules that the ball was not dead, it belongs to the recovering team at the spot of the recovery and any advance is nullified.
 - e. Ball carrier's forward progress, spot of fumble, or spot of out of bounds backward pass, with respect to a first down.
 - f. Catch or recovery of a fumble by a Team A player other than the fumbler before any change of possession during fourth down or a try.
 - g. Ball carrier in or out of bounds. If a ball carrier is ruled out of bounds, the play is not reviewable, except as in Rules 12-3-1-a and 12-3-3-d.
 - h. Catch, recovery or touching of a loose ball by a player in bounds or out of bounds.
 - i. A loose ball touching on or beyond a sideline, goal line, or end line, touching a pylon, or breaking the plane of a goal line.
 - j. Catch or recovery of a loose ball in the field of play or an end zone.
 - k. Forward fumble that goes out of bounds with respect to a first down.

Kicks

Reviewable plays involving kicks include:

- a. Touching of a kick.
- b. Player beyond the neutral zone when kicking the ball.
- c. Kicking team player advancing a ball after a potential muffed kick/fumble by the receiving team.
- d. Scrimmage kick crossing the neutral zone.
- e. Blocking by Team A players before they are eligible to touch the ball on an on-side kick.

Targeting

- a. All targeting fouls shall be reviewed. The review includes all aspects of the targeting foul to ascertain whether there is at least one indicator of targeting action.
- b. The Replay Official may create a targeting foul, but only in egregious instances in which a foul is not called by the officials on the field. Such a review may not be initiated by a coach's challenge.

Miscellaneous

Situations that may be addressed by the replay official:

- a. The number of players on the field for either team during a live ball.
- b. Clock adjustment and status when a ruling is reviewed.
- c. Clock adjustment at the end of any quarter. If at the end of any quarter the game clock expires, either during a down in which it should be stopped by rule when the ball becomes dead or following the down upon a request for an available team timeout, the replay official may restore time only under these conditions:
 1. The replay official has indisputable video evidence that time should have remained on the game clock when the ball became dead or when the team timeout was granted;
 2. In the second and fourth quarters only, the team in possession when the ball became dead would next put the ball in play from scrimmage (not the try);
 3. In the fourth quarter only, either the score is tied or the team that will next snap the ball is behind by eight points or fewer; and
 4. The replay official's video evidence includes the timeout signal by an official in the case where the game clock should have stopped for a requested team timeout.
- d. Correcting the number of a down.
 1. This includes the result of a penalty enforcement that includes an automatic first down or loss of down.
 2. The correction may be made at any time within that series of downs or before the ball is legally put in play after that series.
- e. Any person who is not a player interfering with live-ball action occurring in the field of play (Rule 9-2-3).

Limitations on Reviewable Plays

No other plays or officiating decisions are reviewable. However, the replay official may correct egregious errors, including those involving the game clock, whether or not a play is reviewable. This excludes fouls that are not specifically reviewable (Reviewable fouls: Rules 12-3-2-c and d, 12-3-4-b and -e and 12-3-5-a).

Reviewable Fouls

The following plays are reviewable and the replay official may create a foul when there is no call by the on-field officials:

- a. Player making a forward pass or forward handoff when beyond the neutral zone or after a change of possession.
- b. Player beyond the neutral zone when kicking the ball.
- c. Blocking by Team B players before they are eligible to touch the ball on an onside kick.
- d. The number of players on the field for either team during a live ball.
- e. Illegal touching of a forward pass by an originally eligible receiver who has gone out of bounds.
- f. Player who is out of bounds touching a free kick that had not been touched inbounds.
- g. Forward pass that becomes illegal as a second pass after an on-field ruling of a backward pass is reversed.
- h. A clear, obvious and egregious targeting foul.

THE PROCESS

Each SEC football stadium has a secured replay booth equipped with the HD Instant Replay system provided by DVSPORT. Three individuals work in the booth for the duration of the game: 1. Replay Official, 2. Communicator, 3. Technician. The Replay Official and the Communicator are selected and assigned by the Conference Office.

A live HD video feed is sent directly to the replay booth from the TV truck. The Technician watches the feed on an input monitor while recording it into the DVSPORT Replay System. The Technician also marks the beginning of each play while the Communicator marks all incoming replays.

Each play and subsequent replay then appears on a touch screen in front of the Replay Technician. As the Technician and the Communicator mark the incoming video, each view will appear as a small picture on the computer touch screen. At any time, the Replay Technician can touch the thumbnail and immediately send that play or replay to the Replay Official.

With the Communicator's assistance, the Replay Official can quickly jump between replays while playing back the video. All replay video navigation is done via a jog shuttle remote controlled by the Replay Official. All video is viewed on an HD monitor that sits in front of the Replay Official. The touch screen is only used to select the replays and to log specific play data in the event a call is overturned.

While all plays are reviewed between the whistle and the beginning of the next play, the Replay Official can stop play on the field by using a pager system. Seven of the eight on-field officials wear pagers. If play is stopped the Referee announces on the stadium PA microphone that play has been stopped so the previous play can be reviewed. The Referee then proceeds to the sideline headset, which provides direct communication to the Replay Official in the booth. Once the play has been reviewed, the Replay Official notifies the Referee, who then announces the decision on the stadium PA system.

RECENT ADDITIONS

* For the 2016 season, the SEC will utilize the new experimental rule that allows personnel in a separate secure location identified by the conference to assist the Instant Replay Official at the stadium in making decisions. The SEC will locate 3 Instant Replay Officials in the SEC Video Center each week to collaborate with the onsite Replay Official during any replay stoppage. The 3 Replay Officials in the Video Center will have real time video and communications with the Replay Official in the stadium to aid in this collaboration. The goal of this process will be consistency in decision making and to help avoid incorrect outcomes.

* Monitors may be used to view a live telecast or webcast in the football coaching booth. The home team is responsible for assuring identical television capability in the coaches' booths of both teams. This capability may not include replay equipment or recorders.

* If at the end of a half the game clock expires, either during a down in which it should be stopped by rule when the ball becomes dead or following the down upon a request for an available team timeout, the replay official may restore time only under these conditions:

1. The replay official has indisputable video evidence that time should have remained on the game clock when the ball became dead or when the team timeout was granted;
2. The team in possession when the ball became dead would next put the ball in play from scrimmage;
3. In the fourth quarter only, either the score is tied or the team that will next snap the ball is behind by eight points or fewer; and
4. The replay official's video evidence includes the timeout signal by an official in the case where the game clock should have stopped for a requested team timeout.

THE EQUIPMENT

Each SEC member institution uses the new multi-view HD Replay System developed by DVSPORT. The replay systems are maintained by the home institution with technical support from DVSPORT.

SEC FOOTBALL BOWL AGREEMENTS

The Southeastern Conference has agreements with nine postseason bowls and a process for the assignment of SEC member schools to bowl games that began with the 2014 season and extending for six years.

The new SEC bowl process coincided with the beginning of the new College Football Playoff that followed the 2014 college football season. The SEC also participates in the Allstate Sugar Bowl and the Capital One Orange Bowl (in selected years).

Under the current SEC bowl system, the Buffalo Wild Wings Citrus Bowl in Orlando (vs. Big Ten), a longtime SEC bowl, will have the first selection of available SEC teams after any conference schools have qualified for the College Football Playoff, the Allstate Sugar Bowl or the Capital One Orange Bowl.

Following the Buffalo Wild Wings Citrus Bowl, there will be a pool of six bowls comprised of renewals with the Outback Bowl in Tampa (vs. Big Ten), Franklin American Mortgage Music City Bowl in Nashville (vs. ACC/Big Ten), TaxSlayer Bowl in Jacksonville (vs. ACC/Big Ten) and AutoZone Liberty Bowl in Memphis (vs. Big 12), as well as agreements with the Advocare V100 Texas Bowl in Houston (vs. Big 12) and Belk Bowl in Charlotte (vs. ACC).

In consultation with SEC member institutions, as well as these six bowls, the conference will make the assignments for the bowl games in this newly created pool system.

The SEC also renewed its relationship with both the Birmingham Bowl (vs. American) and the Camping World Independence Bowl in Shreveport (vs. ACC). The Birmingham Bowl will have the first selection of available teams following the pool of six bowls. The Independence Bowl will have the next selection of available teams following the Birmingham Bowl.

2016 SEC Bowl Selection Process

CFP BOWLS (Cotton, Orange, Fiesta [Semifinal], Sugar, Peach [Semifinal], Rose, CFP National Championship)

Contract Bowls: Sugar (SEC vs. Big 12 when Sugar is not a semifinal game)
Rose (Pac 12 vs. Big Ten when Rose is not a semifinal game)
Orange (ACC vs. highest ranked SEC/Big Ten non-champion or Notre Dame when Orange is not a semifinal game)

Access Bowls: Cotton
Fiesta (Semifinal in 2016)
Peach (Semifinal in 2016)

1) Which SEC Team qualifies for the College Football Playoff?

The winner of the SEC Championship Game (December 3, 2016) automatically qualifies for a spot in the Sugar Bowl if that team is not selected to participate in the four-team playoff. The top four teams in the CFP Standings will play in the semifinals (Peach Bowl and Fiesta Bowl) with the winners advancing to the CFP National Championship Game in Tampa, Fla. (Monday, January 9).

2) How can additional SEC teams be selected for the CFP?

Additional SEC teams may be selected for one of the CFP access bowls based on its ranking in the final CFP Selection Committee rankings. There is no limit on the number of teams from any one conference that can be selected to participate in the CFP bowls.

3) How can a SEC Team be selected to participate in the Orange Bowl?

When the Orange Bowl is not a semifinal game and a SEC team is the highest ranked team among the non-champions of the SEC and Big Ten and ranked higher than Notre Dame (See Mississippi State in 2014) then that team will participate in the Orange Bowl. There are eight years in which the Orange Bowl is not a semifinal game and the SEC is guaranteed three of the eight years, the Big Ten is guaranteed three of the eight years and the remaining two years can be filled by Notre Dame, the SEC or the Big Ten based on CFP Selection Committee rankings. The SEC Champion can never participate in the Orange Bowl unless it is a semifinal game.

4) How does the CFP selection process work in 2016?

The CFP Selection Committee ranks the top 25 teams and selects the four teams to participate in the semifinal games. Then, after the contract bowls are filled based on conference agreements, the Committee will assign teams to fill the remaining access bowls. Each conference champion from the contract bowls (ACC, Big Ten, Big 12, SEC & Pac 12) has a guaranteed spot in its contracted bowl or in an access bowl (Cotton in 2016) if the contracted bowl is a semifinal game and the conference champion is not selected to participate in a semifinal game. The highest ranked champion from the Mountain West, American, Conference USA, Sun Belt or MAC is guaranteed a spot in a CFP bowl and the remaining spots are filled based on the rankings of teams after the contract bowls have been filled.

2016 SEC Football

SEC FOOTBALL BOWL AGREEMENTS

5) Where is the CFP National Championship Game played?

The CFP National Championship Game will be played in locations selected by the CFP. The 2017 CFP National Championship Game will be played in Tampa, Fla. on January 9, 2017. Atlanta, Ga. will host the 2018 game on January 8, 2018.

Bowl	Contract Teams	Date	Time
Cotton Bowl	Filled by CFP Selection Committee	Jan. 2, 2017	1 pm ET
Orange Bowl	ACC/SEC, Big Ten, ND	Dec. 30, 2016	8 pm ET
Sugar Bowl	SEC vs. Big 12	Jan. 2, 2017	8:30 pm ET
Rose Bowl	Big Ten vs. Pac 12	Jan. 2, 2017	5 pm ET
Fiesta Bowl	Semifinal Game	Dec. 31, 2016	3 pm or 7 pm ET
Peach Bowl	Semifinal Game	Dec. 31, 2016	3 pm or 7 pm ET
CFP NCG	Winners of Semifinal Games (Tampa, Fla.) (Glendale, Ariz.)	Jan. 9, 2017	8:30 pm ET

SEC BOWLS

CITRUS BOWL: (Orlando, FL) vs. Big Ten • December 31 – 11 a.m. (ET) ABC

After the CFP selection process the Citrus Bowl gets the first selection of available SEC Teams.

POOL OF SIX BOWLS: After the Citrus Bowl selects a team, there will be a pool of six bowls and the Conference, in consultation with the institutions and the bowls, will make the assignments for these six bowl games from all eligible SEC teams. The pool of six bowls are as follows:

Outback Bowl (Tampa, FL) vs. Big Ten	Jan. 2 – 1 pm (ET)	ABC
TaxSlayer Bowl (Jacksonville, FL) vs. Big Ten/ACC	Dec. 31 – 11 a.m. (ET)	ESPN
Music City Bowl (Nashville, TN) vs. ACC/Big Ten	Dec. 30 – 3:30 pm (ET)	ESPN
Texas Bowl (Houston, TX) vs. Big 12	Dec. 28 – 9:00 pm (ET)	ESPN
Belk Bowl (Charlotte, NC) vs. ACC	Dec. 29 – 5:30 pm (ET)	ESPN
Liberty Bowl (Memphis, TN) vs. Big 12	Dec. 30 – Noon (ET)	ESPN

BOWLS AFTER THE POOL OF SIX:

Birmingham Bowl (Birmingham, AL) vs. American December 29 – 2 p.m. (ET) ESPN

The Birmingham Bowl selects after the CFP, Citrus Bowl and the Pool of Six Bowls (Outback Bowl, TaxSlayer Bowl, Music City Bowl, Texas Bowl, Belk Bowl and Liberty Bowl).

Independence Bowl (Shreveport, LA) vs. ACC December 26 – 5 p.m. (ET) ESPN2

The Independence Bowl selects after the CFP, Citrus Bowl, the Pool of Six (Outback Bowl, TaxSlayer Bowl, Music City Bowl, Texas Bowl, Belk Bowl and Liberty Bowl) and the Birmingham Bowl.

SEC BOWL SUCCESS

NATIONAL CHAMPIONS SINCE 1992

Since the first SEC expansion in 1992, the SEC has the most national championships (AP, USA Today) with 12. During that time, the SEC has had more teams with national titles than any other conference (6). Here is a breakdown:

SEC (12) Florida (2008, 2006, 1996), LSU (2003, 2007), Tennessee (1998), Alabama (1992, 2009, 2011, 2012, 2015), Auburn (2010)

Big 12 (5) Texas (2005), Oklahoma (2000), Nebraska (1994, 1995, 1997)

Big Ten (3) Ohio State (2002, 2014), Michigan (1997)

Pac-10 (2) Southern California (2003, 2004)

ACC (3) Florida State (1993, 1999, 2013)

Big East (1) Miami, Fla. (2001)

The SEC was the first conference to claim four consecutive Associated Press (first poll - 1936), National Football Foundation and College Hall of Fame (first poll - 1959), Football Writers Association of America (first poll - 1954) and USA Today or UPI Coaches Poll (first poll - 1950) national championships.

SEC IN BOWL GAMES

• Since 2006, the SEC has accrued more bowl wins (65) and appearances (97) than any other conference. The conference's .670 bowl winning percentage is first among FBS leagues during that time.

SEC	65-32	.670
Pac-12	38-26	.594
American	32-24	.571
Mountain West	31-24	.564
Sun Belt	14-12	.538
Conference USA	29-26	.527
Big 12	37-39	.487
Independents	10-12	.455
ACC	36-52	.409
Big Ten	32-50	.390
MAC	15-35	.300

• The SEC is 2-1 in College Football Playoff games and 1-0 in College Football Playoff National Championship Games. The SEC finished 9-2 in BCS National Championship Games (LSU 2-1, Florida 2-0, Alabama 3-0, Tennessee 1-0, Auburn 1-1), 8-1 vs. non-SEC competition. The SEC had the most wins (17) and the highest winning percentage of any conference that has three-or-more appearances in BCS bowl games. The SEC was 17-10 in BCS games (.630 percentage), 16-9 (.640) in non-conference. Since 2006, the SEC has posted a 13-6 (.684) record in BCS/CFP games, more wins, appearances and winning percentage than any other conference.

• During the recent seven-year national championship winning streak, the SEC's average margin of victory in BCS National Championship Games was 17 points, which includes a three point victory over Oregon in 2011, the only game during the streak decided by single digits.

• With conference limits being removed in 2014 with the College Football Playoff, the SEC became the first conference to place three teams in CFP/BCS postseason bowls: Ole Miss (Chick-fil-A); Mississippi State (Orange); Alabama (Sugar/National Semifinal).

• Eight different SEC teams, six from the SEC Western Division, have made BCS/New Year's Six bowl game appearances since 2006: Alabama, Arkansas, Auburn, Florida, Georgia, LSU, Ole Miss and Mississippi State.

SEC Sets New NCAA Record with Nine Postseason Victories

With the win in the College Football Playoff National Championship Game, the SEC captured its ninth victory of the football postseason. The SEC led nation once again in bowl victories, while boasting an equally impressive 82 percent winning percentage in its 11 postseason games.

"There is great satisfaction in hearing 'S-E-C' chanted at stadiums across the south during the last week," said SEC commissioner Greg Sankey. "My congratulations to our football teams for establishing a record reflecting the focus, preparation and competitive spirit of hundreds of student-athletes and their coaches. SEC fans turned out to attend bowl games in impressive numbers and showed the passion that sets our Conference apart. We now look forward to January 11 when Alabama meets Clemson for the SEC's ninth trip to the national title game in the last 10 years."

The SEC has now won 16 games in the last two postseasons, also a record. Eight of the nine victories this season came versus major conference opponents, including a 4-1 record versus Top 25 teams. The average margin of victory in the SEC's postseason wins this postseason is 24 points.

With ten teams advancing to bowl games this season, the SEC became the first conference to send at least 10 teams to postseason bowls in three consecutive seasons. The SEC sent a NCAA-record 12 teams to participate in postseason bowl games in 2014 and has sent no less than eight teams to post-season bowls in each of the last ten seasons.

The SEC owned the previous record for postseason bowl victories with seven wins in 2007, 2013 and 2014.

Most Bowl Appearances – Single Season

1. 12 – SEC, 2014
2. 11 – ACC, 2013, 2014
3. 10 – SEC, 2009, 2010, 2013, 2015
 - 10 – ACC, 2008
 - 10 – Big Ten, 2011, 2014, 2015
 - 10 – Pac-12, 2015
6. 9 – SEC, 2000, 2006, 2007, 2011, 2012
 - 9 – ACC, 2010, 2015
 - 9 – Big 12, 2012
 - 9 – Pac 12, 2013

Most Bowl Wins – Single Season

1. 9 – SEC, 2015 (9-2)
1. 7 – SEC, 2007 (7-2); 2013 (7-3); 2014 (7-5)
2. 6 – SEC, 2013 (5 times); Big 12 (once); Pac-12 (3 times); Big Ten (once)
7. 5 – SEC (7 times); Big 12 (3 times); Pac-10 (twice); ACC (3 times); Big Ten (once)

2015-16 Postseason Record by Conference:

Conference	Record	Win Pct.
SEC	9-2	.818
Pac-12	6-4	.600
Big Ten	5-5	.500
ACC	4-6	.400
Big 12	3-4	.429

SEC FOOTBALL (2006-15) ... A DECADE OF DOMINANCE

During the last 10 years (2006-15), Southeastern Conference football has experienced success that is unparalleled in its football history and in the history of college football. During this tenure, the SEC's achievements have been demonstrated by:

- Triumphs in major bowl games, including the National Championship Game
- Non-conference success in regular season and bowl games
- Defeating highly-ranked non-conference teams
- Success in the polls and rankings
- Individual awards and All-America Teams
- Academic and Community Service Standouts
- Continued accomplishments of former SEC student-athletes in the NFL and NFL Draft

SEC IN THE CFP/BCS ERA (Since 1998)

• The SEC has won eight of the last 10 national championships, 10 of the 18 BCS/CFP-era National Championships, two runner-up finishes and 24 overall national titles (AP, BCS, FWAA, coaches poll) in SEC history. The SEC has appeared in nine of the last 10 National Championship Games and in 10 of the 16 BCS Championship Games, winning nine.

• Four different SEC schools have won the National Championship since 2006 (Auburn, 2010; Alabama, 2009, 2011, 2012, 2015; Florida, 2006 and 2008; LSU, 2007). Tennessee (1998) and LSU (2003) have also won the former BCS crown. Auburn appeared in the 2013 BCS Championship Game, as did LSU in 2011. A team from the SEC Western Division had advanced to five consecutive national championship games prior to the 2014 season, when Alabama lost in the CFP semifinals. The Big 12 (Texas and Oklahoma) and the ACC (Miami and Florida State) have each had two schools win titles since 1998.

• Since 2006, half of the slots in the National Championship Game have been taken by SEC teams (11 of 22). The Big Ten has three, while the Big 12, Pac-12 and ACC have two each.

• A SEC team has led or tied for the lead at the end of 29 of the last 40 quarters of National Championship Game play.

• The SEC has had more teams ranked in the BCS/CFP standings for the most times than any other conference since 2006. The league has had 13 of its 14 teams ranked at one time or another since 2006. Vanderbilt is the only team to not appear in the BCS/CFP rankings during this time, however, the Commodores finished ranked in the Top 25 in both 2012 and 2013 after bowl games with 9-4 records. The BCS/CFP does not produce a poll following bowl games.

• Since 2006, the SEC has posted 10 wins in BCS - now New Year's Six/Access bowls - more wins than any other conference. Here are the BCS/CFP bowl records of all conferences since 2006:

SEC	13-9	.591
Pac-12	9-6	.600
Big Ten	9-11	.450
AAC	6-3	.667
ACC	6-9	.400
Big 12	6-10	.375
Mountain West	3-1	.750
WAC	2-1	.667
MAC	0-1	.000
Independents	0-3	.000

• With conference limits being removed in 2014 with the College Football Playoff, the SEC became the first conference to place three teams in CFP/BCS postseason bowls: Ole Miss (Chick-fil-A); Mississippi State (Orange); Alabama (Sugar/National Semifinal).

• Four of the top 10 defensive performances in CFP/BCS history have been registered by SEC teams, more than any other conference. Alabama's shutout of LSU in the 2012 BCS National Championship Game was the first shutout in CFP/BCS history. Georgia defeated Hawaii, 41-10, in the 2008 Sugar Bowl, and Florida defeated Syracuse, 31-10, in the 1999 Orange Bowl - both are tied for 8th in lowest point total allowed in a CFP/BCS game. Alabama defeated Michigan State soundly 38-0 in a CFP National Semifinal in 2015.

• Alabama's 28-point victory over Notre Dame in the 2013 Discover BCS National Championship is the second-largest in the CFP/BCS Championship Game era. (Southern Cal defeated Oklahoma by 36 in the 2005 BCS Championship Game for the top spot, however, that victory was later vacated.)

• During the recent seven-year national championship winning streak, the SEC's average margin of victory in National Championship Games was 17 points, which includes a three point victory over Oregon in 2011, the only game during the streak decided by single digits.

SEC IN OVERALL BOWL GAMES

• Since 2006, the SEC has accrued more bowl wins (65) and appearances (97) than any other conference. The conference's .670 bowl winning percentage is first among FBS leagues during that time.

SEC	65-32	.670
Pac-12	38-26	.594
American	32-24	.571
Mountain West	31-24	.564
Sun Belt	14-12	.538
Conference USA	29-26	.527
Big 12	37-39	.487
Independents	10-12	.455
ACC	36-52	.409
Big Ten	32-50	.390
MAC	15-35	.300

• The SEC led nation once again in bowl victories in 2016, while boasting an equally impressive 82 percent winning percentage in its 11 postseason games. The SEC has now won 16 games in the last two postseasons, also a record. Eight of the nine victories last season came versus major conference opponents, including a 4-1 record versus Top 25 teams. The average margin of victory in the SEC's postseason wins this postseason is 24 points.

• With ten teams advancing to bowl games this season, the SEC became the first conference to send at least 10 teams to postseason bowls in three consecutive seasons. The SEC sent a NCAA-record 12 teams to participate in postseason bowl games in 2014 and has sent no less than eight teams to post-season bowls in each of the last ten seasons. The SEC owned the previous record for postseason bowl victories with seven wins in 2007, 2013 and 2014.

• The SEC is 65-32 (.670) in bowl games since 2006, winning six or more bowl games each year but 2010, when the league finished 5-5.

SEC vs. OTHER CONFERENCES

• Since 2006, the SEC has posted the highest non-conference winning percentage (regular season & bowls) than any other conference. The league has a 496-110 record, an 81.8 winning percentage. The SEC has won no less than 43 non-conference games (regular season & bowls) during the last 10 seasons (2006-2015). This season, the SEC was 54-12 (.818), the highest percentage among FBS conferences.

• Teams from the SEC have posted 58 wins in the last eight years against non-conference Top 25 teams (at time game was played), an average of over seven wins per season. Ten of the 14 SEC teams have at least one win against a non-conference Top 25 team in the last seven years with Alabama (9), LSU (9), Georgia (8), Florida (5), South Carolina (7) Auburn (3) and Texas A&M (3) leading the way. SEC teams have beaten teams ranked 1-25 since 2006 with the exception of No. 6.

1 – Florida def. #1 Ohio State, 41-14, 2007 Tostitos BCS National Championship Game; LSU def. #1 Ohio State, 38-24, 2008 Allstate BCS National Championship Game; Florida def. #1 Oklahoma, 24-14, 2009 FedEx BCS National Championship Game; Alabama def. #1 Notre Dame, 42-14, 2013 Discover BCS National Championship Game; Alabama def. #1 Clemson, 45-40, 2016 CFP Championship Game.

2 – Florida def. #2 Oklahoma, 24-14, 2009 FedEx BCS National Championship Game; Alabama def. #2 Texas, 37-21, 2010 Citi BCS National Championship Game; Auburn def. #2 Oregon, 22-19, 2011 Tostitos BCS National Championship Game.

3 – LSU def. #3 Oregon, 40-27, Sept. 3, 2011; Alabama def. #3 Michigan State, 38-0, 2015 Cotton Bowl (CFP Semifinal).

4 – Florida def. #4 Cincinnati, 51-24, 2010 Allstate Sugar Bowl.

5 – Florida def. #5 Florida State, 37-26, Nov. 24, 2012.

2016 SEC Football

SEC FOOTBALL (2006-15) ... A DECADE OF DOMINANCE

9 – Kentucky def. #9 Louisville, 40-34, Sept. 15, 2007; LSU def. #9 Virginia Tech, 48-7, Sept. 8, 2007; Alabama def. #9 Clemson, 34-10, Aug. 30, 2008; South Carolina def. #9 Nebraska, 30-13, Jan. 2, 2012; South Carolina def. #9 Clemson, 27-17, Nov. 24, 2012

10 – LSU def. #10 Notre Dame, 41-14, 2007 Allstate Sugar Bowl; Georgia def. #10 Hawaii, 41-10, 2008 Allstate Sugar Bowl

11 – Texas A&M def. #11 Oklahoma, 41-13, 2013 AT&T Cotton Bowl

12 – Tennessee def. #12 California, 35-18, Sept. 2, 2006, Tennessee def. #12 Northwestern, 45-6, 2016 Outback Bowl

13 – Arkansas def. #13 Texas A&M, 42-38, Oct. 1, 2011; Missouri def. #13 Oklahoma State, 41-31, 2014 Cotton Bowl; Ole Miss def. #13 Oklahoma State 48-20, 2016 Sugar Bowl

14 – Alabama def. #14 Penn State, 24-3, Sept. 11, 2010; LSU def. #14 Wisconsin, 28-24, Aug. 30, 2014

15 – Georgia def. #15 Virginia Tech, 31-24, 2006 Chick-fil-A Bowl; Tennessee def. #15 Wisconsin, 21-17, 2008 Outback Bowl; South Carolina def. #15 Clemson, 34-17, Nov. 28, 2009; Texas A&M def. #15 Arizona State, 38-17, Sept. 5, 2015.

16 – Georgia def. #16 Georgia Tech, 15-12, Nov. 25, 2006; Auburn def. #16 Clemson, 23-20, 2007 Chick-fil-A Bowl; LSU def. #16 West Virginia, 47-21, Sept. 24, 2011; Georgia def. #16 Nebraska, 45-31, 2013 Capital One Bowl; Georgia def. #16 Clemson, 45-21, Aug. 30, 2014

17 – LSU def. #17 Texas A&M, 41-24, 2011 AT&T Cotton Bowl; South Carolina def. #17 Clemson, 34-13, Nov. 26, 2011

18 – Ole Miss def. #18 Oklahoma State, 21-7, 2010 AT&T Cotton Bowl; LSU def. #18 North Carolina, 30-24, Sept. 4, 2010; Alabama def. #18 Wisconsin, 35-17, Sept. 5, 2015

19 – Georgia def. #19 Michigan State, 24-12, 2009 Capital One Bowl; South Carolina def. #19 Wisconsin, 34-24; 2014 Capital One Bowl

20 – Alabama def. #20 Penn State, 27-11, Sept. 10, 2011; South Carolina def. #20 Michigan, 33-28, 2013 Outback Bowl; LSU def. #20 TCU 37-27, Aug. 31, 2013; Auburn def. #20 Kansas State, 20-14, Sept. 18, 2014; Georgia def. #20 Louisville, 37-14, 2014 Belk Bowl

21 – LSU def. #21 West Virginia, 20-14, Sept. 25, 2010; Texas A&M def. #21 Duke, 52-48, 2013 Chick-fil-A Bowl

22 – Auburn def. #22 Nebraska, 17-14, 2007 AT&T Cotton Bowl

23 – Florida def. #23 Florida State, 45-15, Nov. 29, 2008

24 – South Carolina def. #24 Clemson, 31-28, Nov. 25, 2006; Georgia def. #24 Arizona State, 27-10, Sept. 20, 2008

25 – Georgia def. #25 Georgia Tech, 31-17, Nov. 26, 2011

[NOTE: poll used either AP, BCS, CFP, USA Today or Harris]

SEC IN FINAL RANKINGS

• Since 2006, the SEC has had the most teams ranked in the final USA Today Coaches Poll. The conference has had 55 teams ranked in the final USA Today rankings, 16 more than the Big Ten (39) and 17 more than the Big 12 (38).

Conference	2006	2007	2008	2009	2010	2011	2012	2013	2014	2015	Total
SEC	5	5	4	4	6	5	7	7	6	6	55
Big Ten	4	5	4	4	3	4	2	4	3	6	39
Big 12	2	5	5	4	5	4	3	3	3	4	38
Pac-12	3	3	4	2	2	2	3	5	6	3	33
ACC	3	3	3	3	4	3	2	3	4	3	31
American	3	2	1	3	0	2	2	2	1	2	18
MWC	2	1	3	3	2	2	1	0	1	0	15
CUSA	0	0	0	0	1	2	1	0	1	0	5
MAC	0	0	0	1	1	0	1	0	0	0	3

• The SEC has either led or tied for the lead with the most teams ranked in the USA Today Top 25 for nine of the last 10 seasons. In 2015, the SEC finished with six seven teams ranked in the final Top 25 poll. Eleven SEC schools were ranked at some point during the 2015 season in the polls, with 13 receiving votes at some point during the season.

SEC INDIVIDUAL AWARDS AND ALL-AMERICANS

• In the 31 individual awards, the SEC has had at least one recipient in 29 of them since 2006. The SEC has only not had a winner of the Lou Groza (placekicker) or Brian Burlsworth (walk-on) in the

last 10 seasons.

• Since 2006, the SEC football student-athletes and coaches have won 78 major individual awards, an average of nearly eight per year. The league won an all time high 12 individual honors in 2010.

• The SEC has won a national player of the year in the last nine seasons with six different players since 2007— Darren McFadden, Arkansas, and Tim Tebow, Florida, in 2007; Tebow in 2008; Mark Ingram, Alabama, in 2009; Cam Newton, Auburn, in 2010; Johnny Manziel, Texas A&M, in 2012; Derrick Henry, Alabama, in 2015. The SEC did not have a national player of the year in 2011, 2013, or 2014. Three of the Heisman finalists in 2013 were, however, from the SEC, as well as one of three in 2014.

SEC INDIVIDUAL AWARD WINNERS SINCE 2006

HEISMAN MEMORIAL TROPHY (Nation's best player) – Derrick Henry, Alabama (2015); Johnny Manziel, Texas A&M (2012); Cam Newton, Auburn (2010); Mark Ingram, Alabama (2009); Tim Tebow, Florida (2007)

CHUCK BEDNARIK AWARD (Nation's best defensive player) – Patrick Peterson, LSU (2010); Tyrann Mathieu, LSU (2011)

RAY GUY AWARD (Nation's best punter) – Chas Henry, Florida (2010); Drew Butler, Georgia (2009)

MAXWELL AWARD (Nation's best player) – Derrick Henry, Alabama (2015); Cam Newton, Auburn (2010); Tim Tebow, Florida (2008); Tim Tebow, Florida (2007); AJ McCarron, Alabama (2013)

WALTER CAMP AWARD (Nation's best player) – Derrick Henry, Alabama (2015); Cam Newton, Auburn (2010); Darren McFadden, Arkansas (2007)

DOAK WALKER AWARD (Nation's best running back) – Derrick Henry, Alabama (2015); Trent Richardson, Alabama (2011); Darren McFadden, Arkansas (2007); Darren McFadden, Arkansas (2006)

DAVEY O'BRIEN AWARD (Nation's best quarterback) – Johnny Manziel, Texas A&M (2012); Cam Newton, Auburn (2010); Tim Tebow, Florida (2007)

JIM THORPE AWARD (Nation's best defensive back) – Johnthan Banks, Mississippi State (2012); Morris Claiborne, LSU (2011); Patrick Peterson, LSU (2010); Eric Berry, Tennessee (2009)

JOHN MACKKEY AWARD (Nation's best tight end) – Hunter Henry, Arkansas (2015); D.J. Williams, Arkansas (2010); Aaron Hernandez, Florida (2009)

ROTARY LOMBARDI AWARD (Nation's outstanding lineman) – Nick Fairley, Auburn (2010); Glenn Dorsey, LSU (2007)

PAUL HORNING AWARD (Nation's most versatile player) -- Brandon Boykin, Georgia (2011); Odell Beckham, LSU (2013)

FRANK BROYLES AWARD (Nation's top assistant coach) – John Chavis, LSU (2011); Gus Malzahn, Auburn (2010); Kirby Smart, Alabama (2009)

WUERFFEL TROPHY (Community service with athletic and academic achievement) – Barrett Jones, Alabama (2011)

JOHNNY UNITAS GOLDEN ARM (Outstanding senior quarterback) - AJ McCarron, Alabama (2013).

AFC A ASSISTANT COACH OF THE YEAR - Kirby Smart, Alabama (2012)

DISNEY SPIRIT AWARD (Top inspirational story) – Alabama Football Team (2011); D.J. Williams, Arkansas (2010)

HOME DEPOT COACH OF THE YEAR (National Coach of the Year) – Les Miles, LSU (2011); Gene Chizik, Auburn (2010); Nick Saban, Alabama (2008); Gus Malzahn, Auburn (2013)

EDDIE ROBINSON FWAA COACH OF THE YEAR – Nick Saban, Alabama (2008); Gus Malzahn, Auburn (2013)

LIBERTY MUTUAL COACH OF THE YEAR -- Nick Saban, Alabama (2008); Les Miles, LSU (2011); Gus Malzahn, Auburn (2013)

CoSIDA/ESPN ACADEMIC ALL-AMERICAN OF THE YEAR – Barrett Jones, Alabama (2012); Greg McElroy, Alabama (2010); Tim Tebow, Florida (2009)

BUTKUS AWARD (Nation's best linebacker) – Rolando McClain, Alabama (2009); Patrick Willis, Ole Miss (2006); C.J. Mosley, Alabama (2013)

WILLIAM V. CAMPBELL TROPHY (Nation's top scholar-athlete) – Tim Tebow, Florida (2009); Barrett Jones, Alabama (2012)

RIMINGTON TROPHY (Nation's best center) – Ryan Kelly, Alabama (2015); Reece Dismukes, Auburn (2014); Barrett Jones, Alabama (2012); Maurkice Pouncey, Florida (2009); Jonathan Luigs, Arkansas (2007)

LOWE'S SENIOR CLASS AWARD (Nation's top senior student-athlete) – Dak Prescott, Mississippi State (2015); Tim Tebow, Florida (2009)

WUERFEL TROPHY (Community Service, Athletic and Academic Achievement) – Tim Tebow, Florida (2008)

BILETNIKOFF AWARD (Wide Receiver) - Amari Cooper, Alabama (2014)

OUTLAND TROPHY (Nation's top lineman) – Barrett Jones, Alabama (2011); Andre Smith, Alabama (2008); Glenn Dorsey, LSU (2007)

WALTER CAMP COACH OF THE YEAR – Nick Saban, Alabama (2008)

BRONKO NAGURSKI AWARD (Nation's top defensive player) – Glenn Dorsey, LSU (2007)

LOTT TROPHY (Defensive IMPACT Player) – Glenn Dorsey, LSU (2007)

MANNING AWARD (Nation's top quarterback) – Johnny Manziel, Texas A&M (2012); Tim Tebow, Florida (2008); JaMarcus Russell, LSU (2006)

ASSOCIATED PRESS COLLEGE PLAYER OF THE YEAR – Derrick Henry, Alabama (2015); Johnny Manziel, Texas A&M (2012); Tim Tebow, Florida (2007)

ARA SPORTSMANSHIP AWARD -- Barrett Jones, Alabama (2011)

TED HENDRICKS TROPHY (Nation's best defensive ends) -- Jadeveon Clowney, South Carolina (2012)

POP WARNER AWARD - Max Garcia, Florida (2014)

NFF LEGACY AWARD - Mike McNeely, Florida (2014)

• The SEC would fill a complete first unit of first-team All-Americas since 2006. The SEC has had 101 players make first-team All-America in the AP, Walter Camp, FWAA or AFCA squads, including 9 for the 2015 season. The list represents at least one player at every position.

Offense (33)

QB – Tim Tebow, Florida (2007)
 QB – Cam Newton, Auburn (2010)
 QB – Johnny Manziel, Texas A&M (2012)
 QB – AJ McCarron, Alabama (2013)
 RB – Darren McFadden, Arkansas (2006-07)
 RB – Knowshon Moreno, Georgia (2008)
 RB – Mark Ingram, Alabama (2009)
 RB – Trent Richardson, Alabama (2011)
 RB – Leonard Fournette, LSU (2015)
 RB – Derrick Henry, Alabama (2015)
 WR – Robert Meachem, Tennessee (2006)
 WR – Alshon Jeffery, South Carolina (2010)
 WR – Mike Evans, Texas A&M (2013)
 WR – Amari Cooper, Alabama (2014)
 TE – Aaron Hernandez, Florida (2009)
 TE – Orson Charles, Georgia (2011)
 TE – Hunter Henry, Arkansas (2015)
 OL – Arron Sears, Tennessee (2006)
 OL – Michael Oher, Ole Miss (2008)
 OL – Andre Smith, Alabama (2008)
 OL – Herman Johnson, LSU (2008)
 OL – Mike Johnson, Alabama (2009)
 OL – Lee Ziemba, Auburn (2010)
 OL – Barrett Jones, Alabama (2011-12)
 OL – Chance Warmack, Alabama (2012)
 OL – Luke Joeckel, Texas A&M (2012)
 OL – Jake Matthews, Texas A&M (2013)
 OL – Cyrus Kouandjio, Alabama (2012)
 OL – Arie Kouandjio, Alabama (2014)
 OL – A.J. Cann, South Carolina (2014)
 OL – Cedric Ogbuehi, Texas A&M (2014)
 C – Jonathan Luigs, Arkansas (2007)
 C – Andre Caldwell, Alabama (2008)
 C – Maurice Pouncey, Florida (2009)
 C – Reese Dismukes, Auburn (2014)
 C – Ryan Kelly, Alabama (2015)

LB – Brandon Spikes, Florida (2008)
 LB – Rolando McClain, Alabama (2009)
 LB – Eric Norwood, South Carolina (2009)
 LB – Justin Houston, Georgia (2010)
 LB – Jarvis Jones, Georgia (2011)
 LB – Courtney Upshaw, Alabama (2011)
 LB – Dont'a Hightower, Alabama (2011)
 LB – Jarvis Jones, Georgia (2012)
 LB – C.J. Mosley, Alabama (2012)
 LB – C.J. Mosley, Alabama (2013)
 LB – Trey DePriest, Alabama (2014)
 LB – Benardrick McKinney, Miss. State (2014)
 LB – Reggie Ragland, Alabama (2015)
 DB – Eric Berry, Tennessee (2008-09)
 DB – LaRon Landry, LSU (2006)
 DB – Craig Steltz, LSU (2007)
 DB – Rashad Johnson, Alabama (2008)
 DB – Javier Arenas, Alabama (2009)
 DB – Joe Haden, Florida (2009)
 DB – Mark Barron, Alabama (2010)
 DB – Patrick Peterson, LSU (2010)
 DB – Morris Claiborne, LSU (2011)
 DB – Tyrann Mathieu, LSU (2011)
 DB – Mark Barron, Alabama (2011)
 DB – Bacarri Rambo, Georgia (2011)
 DB – DeQuan Menzie, Alabama (2011)
 DB – Dre Kirkpatrick, Alabama (2011)
 DB – Eric Reid, LSU (2012)
 DB – Dee Milliner, Alabama (2012)
 DB – Johnthan Banks, Mississippi State (2012)
 DB – Ha Ha Clinton-Dix, Alabama (2013)
 DB – Senquez Golson, Ole Miss (2014)
 DB – Landon Collins, Alabama (2014)
 DB – Vernon Hargreaves, Florida (2014)
 DB – Vernon Hargreaves, Florida (2015)
 SAF – Matt Elam, Florida (2012)
 SAF – Cody Prewitt, Ole Miss (2013)

Defense (46)

DL – Glenn Dorsey, LSU (2006-07)
 DL – Terrence Cody, Alabama (2008-09)
 DL – Peria Jerry, Ole Miss (2008)
 DL – Nick Fairley, Auburn (2010)
 DL – Melvin Ingram, South Carolina (2011)
 DL – Sam Montgomery, LSU (2011)
 DL – Jadeveon Clowney, South Carolina (2012)
 DL – Damontre Moore, Texas A&M (2012)
 DL – Michael Sam, Missouri (2013)
 DL – Jadeveon Clowney, South Carolina (2013)
 DL – Shane Ray, Missouri (2014)
 DL – A'Shawn Robinson, Alabama (2015)
 DL – Myles Garrett, Texas A&M (2015)
 LB – Patrick Willis, Ole Miss (2006)

Specialists (13)

PK – Daniel Lincoln, Tennessee (2007)
 PK – Leigh Tiffin, Alabama (2009)
 PK – Josh Jasper, LSU (2010)
 P – Drew Butler, Georgia (2009)
 P – Chas Henry, Florida (2010)
 P – Brad Wing, LSU (2011)
 P – JK Scott, Alabama (2014)
 RS – Felix Jones, Arkansas (2007)
 RS – Brandon James, Florida (2008)
 RS – Joe Adams, Arkansas (2011)
 RS – Odell Beckham, Jr. (2013)
 RS – Evan Berry, Tennessee (2015)
 DL – Cameron Sutton, Tennessee (2015)
 AP – Randall Cobb, Kentucky (2010)

SEC FOOTBALL ACADEMIC & COMMUNITY SERVICE STANDOUTS

• 24 SEC football student-athletes have won 27 national academic and community service awards since 2006. The SEC has had four of the last nine CoSIDA/ESPN Academic All-Americas of the Year in football, two recipients of the William V. Campbell Trophy (known as the "Academic Heisman"), 14 first-team CoSIDA/ESPN Academic All-America first team recipients, seven National Football Foundation Scholar-Athletes and 17 representatives on the AFCA Good Works Team, including team captain Malcolm Mitchell of Georgia in 2015 and D.T. Shackelford of Ole Miss in 2014.

2006

CoSIDA/ESPN The Magazine Academic All-America First Team – Hayden Lane, OL, Kentucky
 National Football Foundation Scholar-Athlete – Chris Leak, QB, Florida
 AFCA Good Works Team – William Brown, OL, South Carolina; Quentin Moses, DE, Georgia; Jacob Tamme, TE, Kentucky; James Wilhoit, PK, Tennessee

2007

National Football Foundation Scholar-Athlete – Jacob Tamme, TE, Kentucky
 CoSIDA/ESPN The Magazine Academic All-America First Team – Tim Tebow, QB, Florida; Jacob Tamme, TE, Kentucky
 AFCA Good Works Team – Jason Cook, FB, Ole Miss; Kelin Johnson, SS, Georgia;

2008

CoSIDA/ESPN The Magazine Academic All-America First Team – Tim Tebow, QB, Florida; Tim Masthay, P, Kentucky
 CoSIDA/ESPN The Magazine Academic All-America of the Year – Tim Tebow, QB, Florida
 AFCA Good Works Team – Tim Masthay, P, Kentucky
 Wuerrfel Trophy – Tim Tebow, QB, Florida

2009

National Football Foundation Scholar-Athlete – Tim Tebow, QB, Florida
 NFF William V. Campbell Trophy – Tim Tebow, QB, Florida
 CoSIDA/ESPN The Magazine Academic All-America First Team – Tim Tebow, QB, Florida; Colin Peek, TE, Alabama
 CoSIDA/ESPN The Magazine Academic All-America of the Year – Tim Tebow, QB, Florida
 AFCA Good Works Team – Tim Tebow, QB, Florida; Jeff Owens, DL, Georgia

2010

National Football Foundation Scholar-Athlete – Greg McElroy, QB, Alabama; Derek Sherrod, OT, Mississippi State
 CoSIDA/ESPN Academic All-America First Team – Greg McElroy, QB, Alabama; Barrett Jones, OL, Alabama; Drew Butler, P, Georgia

2011

National Football Foundation Scholar-Athlete - Drew Butler, P, Georgia
 Capital One/CoSIDA Academic All-America First-Team - Barrett Jones, OL, Alabama; Drew Butler, P, Georgia
 AFCA Good Works Team - Aron White, TE, Georgia; Jacob Lewellen, DL, Kentucky
 ARA Sportsmanship Award -- Barrett Jones, OL, Alabama

2012

National Football Foundation Scholar-Athlete - Barrett Jones, C, Alabama
 NFF William V. Campbell Trophy - Barrett Jones, C, Alabama
 Capital One/CoSIDA Academic All-America First-Team - Barrett Jones, C, Alabama; Dylan Breeding, P, Arkansas
 AFCA Good Works Team - Barrett Jones, C, Alabama; Philip Lutzenkirchen, TE, Auburn; Aaron Murray, QB, Georgia

2013

National Football Foundation Scholar-Athlete - Aaron Murray, QB, Georgia
 Capital One/CoSIDA Academic All-America First-Team - Aaron Murray, QB, Georgia;
 AFCA Good Works Team - Carey Spear, PK, Vanderbilt

2014

AFCA Good Works Team - Deterian Shackelford, Ole Miss (Captain); Chris Conley, Georgia; Andrew East, Vanderbilt; Max Godby, Kentucky
 Community Spirit Award - Dylan Thompson, South Carolina
 Pop Warner Award - Max Garcia, Florida
 NFF Legacy Award - Mike McNeely, Florida

2015

Lowe's Senior CLASS Award - Dak Prescott, Mississippi State
 AFCA Good Works Team - Jonathan Wallace, Auburn; Malcolm Mitchell, Georgia (Captain); Landon Foster, Kentucky
 Community Spirit Award - Malcolm Mitchell, Georgia

The SEC leads all conferences with 65 selections to the Good Works Team since it began in 1992.

The SEC is followed by the Big 12 Conference with 47 selections and the Atlantic Coast Conference with 32 selections. Georgia is in first place with 16 honorees to the Allstate AFCA Good Works Team.® The Bulldogs are followed by Nebraska with 14 honorees. Super Bowl XLII, XLVI and XLI champion quarterbacks Eli and Peyton Manning were members of the 2002 and 1997 Good Works Teams®, respectively.

2016 SEC Football

SEC FOOTBALL (2006-15) ... A DECADE OF DOMINANCE

SEC IN THE NFL

- The SEC has had more of its former players on NFL rosters in the last 10 seasons than any other conference. Since 2006, the SEC has averaged 297 players per year on NFL opening weekend rosters, as well as 332 over the last five years.
- During the last ten completed NFL seasons (2005-15), the SEC had had five of its former players named NFL MVP (2005, Shaun Alexander, RB, Alabama with Seattle; 2008-09-13, Peyton Manning, QB, Tennessee with Indianapolis and Denver; 2015, Cam Newton, QB, Auburn with Carolina).
- During the last nine Super Bowls (2006-13), three former SEC players have been named game MVP (2006 – Hines Ward, WR, Georgia with Pittsburgh; 2007 – Peyton Manning, QB, Tennessee with Indianapolis; 2008 and 2012– Eli Manning, QB, Ole Miss with New York Giants. Von Miller of Texas A&M was named MVP of Super Bowl 50, although his final year was the Aggies final season prior to joining the SEC.

SEC ON NFL ROSTERS

	2006	2007	2008	2009	2010	2011	2012	2013	2014	2015
SEC –	266	263	259	263	272	283	257	340	345	355

- The Southeastern Conference led the nation in 2016 with an all-time high 362 former players on opening weekend 53-man active rosters, including injured reserve.
- The SEC led the nation's conferences in draft picks for the ninth consecutive year in 2015. The last time that the SEC did not top the conference draft list was in 2006, when the ACC had 52, the Big Ten had 41 and the SEC had 37.
- The nation-leading 54 NFL Draft picks are the second most in SEC history, trailing only the 63 in 2013.
- The SEC has averaged over 50 selections per draft since 2006.
- The SEC had seven First Round picks in 2015. During the last nine NFL Drafts, the SEC has a nation-leading 81 players taken in the opening round, an average of nine per season.
- Over the last five NFL Drafts, the SEC has now accounted for 40% of the Top 10 selections.
- Six SEC schools had a player drafted in the First Round in 2015.
- This is the 13th time in last 17 NFL Drafts, and fifth in a row, the SEC has had a Top 3 pick.
- This marks the fifth time since 2008 the SEC had multiple Top 5 picks.
- For the second straight year and fourth of last seven NFL Drafts, half of the Top 4 selections are from the SEC.
- The SEC has now had at least three Top 10 selections in the NFL Draft every year since 2007.
- The SEC now has 26 Top 10 picks since 2009 and 32 since 2007.
- At least one Florida player has been selected in every NFL draft since 1952, the longest streak in SEC history. The Gators have had five First Round picks in the last three NFL Drafts. Florida has had a first round pick in eight of the last nine years.
- Since 2009, Top 10 NFL picks by league: SEC (26); Big 12 (17); ACC (12); Pac-12 (10); MAC (2); AAC (1), BYU (1), B1G (1).
- Seven of the first 24 selections of the 2015 NFL Draft were from the SEC.
- This is the ninth year in a row and 11th in last 13 NFL Drafts the SEC has had multiple picks in the Top 7.
- Over the last 17 NFL Drafts, the SEC has had the No. 1 pick seven times; Have also had a Top 3 pick 13 times and Top 5 pick 16 times.
- Prior to 2015 Draft, the last time a Florida player was the top SEC pick in the NFL Draft - 2001 (Gerard Warren - No. 3).

- Alabama has the most First Round picks nationally since 2007 with 16. Florida and LSU are tied for second with 12.
- Bud Dupree is the first Kentucky player drafted in NFL first round since Dewayne Robertson in 2003 (No. 4).
- Texas A&M has had at least one First Round selection each year since joining the SEC, while Missouri has had an opening round pick two of those three seasons.

SEC NFL DRAFT SELECTIONS

	2006	2007	2008	2009	2010	2011	2012	2013	2014	2015
SEC -	37	41	35	37	49	38	42	63	49	54
ACC -	52	31	33	33	31	35	31	31	42	47
Big Ten -	41	34	28	28	34	29	41	22	30	35
Pac-12 -	32	25	34	32	29	31	28	28	34	39
Big 12 -	29	28	29	28	30	30	26	22	17	25

The SEC led the nation's conferences in draft picks for the ninth consecutive year. The last time that the SEC did not top the conference draft list was in 2006, when the Big Ten had 41 and the SEC had 37.

SEC IN THE NFL SUCCESS

- Former Southeastern Conference football players have had success in the National Football League. Here is a snapshot of that success since 2000.

2000s All-Decade Team

OG - Alan Faneca, LSU (Pittsburgh, N.Y. Jets, Arizona)
 C - Kevin Mawae, LSU (Seattle, N.Y. Jets, Tennessee)
 QB - Peyton Manning, Tennessee (Indianapolis)
 RB - Jamal Lewis, Tennessee (Baltimore, Cleveland)
 RB - Shaun Alexander, Alabama (Seattle, Washington)
 DT - Richard Seymour, Georgia (New England, Oakland)
 CB - Champ Bailey, Georgia (Washington, Denver)

NFL MVPs

2003 - Peyton Manning, Indianapolis (Tennessee)
 Jamal Lewis, Baltimore (Tennessee)
 2004 - Peyton Manning, Indianapolis (Tennessee)
 2005 - Shaun Alexander, Seattle (Alabama)
 2008 - Peyton Manning, Indianapolis (Tennessee)
 2009 - Peyton Manning, Indianapolis (Tennessee)
 2013 - Peyton Manning, Denver (Tennessee)
 2015 - Cam Newton, Carolina (Auburn)

Super Bowl MVPs

XL - Hines Ward, Pittsburgh (Georgia)
 XLI - Peyton Manning, Indianapolis (Tennessee)
 XLII - Eli Manning, New York Giants (Ole Miss)
 XLVI - Eli Manning, New York Giants (Ole Miss)
 50 - *Von Miller, Denver Broncos (Texas A&M)

**-Final season at Texas A&M was season prior to school joining the SEC.*

A nation-leading 23 players hailing from current Southeastern Conference institutions were on the rosters of the Denver Broncos and Carolina Panthers, the two National Football League teams who met in Super Bowl 50 on February 7.

Tennessee leads the SEC and is second in the nation with four former players, while Alabama, Florida and Georgia had three each. Twelve SEC schools had at least one player represented in the Super Bowl.

The SEC also led the nation once again in 2016 in the number of underclassmen declaring for the NFL Draft (28) and number of former players invited to the NFL Combine (74).

WINNINGEST SEC COACHES - ALL GAMES AT SEC INSTITUTIONS

Wins	Coach (Schools)	Seasons	W-L-T
1. 292	Paul "Bear" Bryant (Kentucky/Alabama)	UK 1946-53 UA 1958-82	60-23-5 232-46-9
2. 208	Steve Spurrier (Florida/South Carolina)	UF 1990-2001 SC 2005-2015	122-27-1 86-49
3. 201	Vince Dooley (Georgia)	1964-88	201-77-10
4. 197	Dan McGugin (Vanderbilt)	1904-17; 1919-34	197-55-19
5. 190	John Vaught (Ole Miss)	1947-70; 1973	190-61-12
6. 176	Ralph "Shug" Jordan (Auburn)	1951-75	176-83-6
7. 173	Robert Neyland (Tennessee)	1926-34; 1936-40; 1946-52	173-31-12
8. 154	Mark Richt (Georgia)	2001-2015	154-52
9. 153	Nick Saban (LSU/Alabama)	LS 2000-04 UA 2007-present	48-16 105-18
10. 152	Phillip Fulmer (Tennessee)	1992-2008	152-52
11. 140	Wallace Butts (Georgia)	1939-60	140-86-9
12. 137	Charlie McClendon (LSU)	1962-79	137-59-7
13. 122	Mike Donahue (Auburn/LSU)	AU 1904-06; 1908-22 LSU 1923-27	99-35-5 23-19-3
14. 115	Johnny Majors (Tennessee)	1977-92	115-62-8
14. 115	Frank Thomas (Alabama)	1931-46	115-24-7
16. 114	Les Miles (LSU)	2005-16	114-34
17. 110	Tommy Tuberville (Ole Miss/Auburn)	UM 1995-98 AU 1999-2008	25-20 85-40
18. 104	Doug Dickey (Tennessee/Florida)	UT 1964-69 UF 1970-78	46-15-4 58-42-2
19. 99	Pat Dye (Auburn)	1981-92	99-39-4
99	Houston Nutt (Ole Miss/Arkansas)	AR 1998-2007 UM 2008-2011	75-48 24-26
21. 98	Harry Mehre (Georgia/Ole Miss)	UG 1928-37 UM 1938-45	59-34-6 39-26-1
22. 83	Bernie Moore (LSU)	1935-47	83-39-6
23. 75	Jackie Sherrill (Mississippi State)	1991-2002	75-75-2
24. 70	Ray Graves (Florida)	1960-69	70-31-4
25. 67	Billy Brewer (Ole Miss)	1983-93	67-55-3

Minimum 50 Victories

WINNINGEST SEC COACHES - SEC REGULAR-SEASON GAMES
--

Wins	Coach (Schools)	Seasons	W-L-T
1. 159	Paul "Bear" Bryant (Kentucky/Alabama)	UK 1946-53 UA 1958-82	22-18-4 137-28-5
2. 131	Steve Spurrier (Florida/South Carolina)	UF 1990-2001 SC 2005-2015	87-14 44-39
3. 106	John Vaught (Ole Miss)	1947-70; 1973	106-41-10
4. 105	Vince Dooley (Georgia)	1964-88	105-41-4
5. 98	Ralph "Shug" Jordan (Auburn)	1951-75	98-63-4
98	Phillip Fulmer (Tennessee)	1992-2008	98-36
7. 96	Nick Saban (Alabama/LSU)	LS 2000-04 UA 2007-present	30-12 66-13
8. 85	Mark Richt (Georgia)	2001-2015	85-40
9. 67	Wallace Butts (Georgia)	1939-60	67-60-5
10. 64	Les Miles (LSU)	2005-16	64-29
64	Tommy Tuberville (Ole Miss/Auburn)	UM 1995-98 AU 1999-2008	12-20 52-29
12. 62	Charlie McClendon (LSU)	1962-79	62-38-0
62	Robert Neyland (Tennessee)	1926-34; 1936-40; 1946-52	62-15-5
14. 59	Frank Thomas (Alabama)	1931-46	59-16-6
15. 57	Johnny Majors (Tennessee)	1977-92	57-40-3
16. 52	Houston Nutt (Ole Miss/Arkansas)	AR 1998-2007 UM 2008-2011	42-38 10-24
17. 49	Doug Dickey (Tennessee/Florida)	UT 1964-69 UF 1970-78	21-10-4 28-28-1
18. 48	Pat Dye (Auburn)	1981-92	48-27-1
19. 43	Jackie Sherrill (Mississippi State)	1991-2003	43-52-1
20. 39	Urban Meyer (Florida)	2005-10	39-13
21. 38	Gene Stallings (Alabama)	1990-96	38-16-0
22. 36	Ray Graves (Florida)	1960-69	36-19-3
23. 34	Harold "Red" Drew (Ole Miss/Alabama)	UM 1946 UA 1947-54	1-6-0 33-21-7
24. 33	Billy Brewer (Ole Miss)	1983-93	33-41-0
25. 30	Terry Bowden (Auburn)	1993-98	30-14-1

Minimum 25 Victories /Includes SEC Championship Games

SEC COACHING RECORDS

Coach, Team	COLLEGIATE OVERALL RECORD		ALL GAMES AT SEC SCHOOLS		SEC vs. SEC# GAMES ONLY	
	W-L-T	Pct.	W-L-T	Pct.	W-L-T	Pct.
Nick Saban, Alabama	196-60-1	.765	153-34 (9)	.818 (5)	96-25 (7)	.793 (2)
Bret Bielema, Arkansas	90-45	.667	22-21	.512	7-18	.280
Gus Malzahn, Auburn	39-18	.684	30-15	.667	15-12	.556
Jim McElwain, Florida	28-15	.651	14-5	.737	8-3	.727
Kirby Smart, Georgia	3-2	.600	3-2	.600	1-2	.333
Mark Stoops, Kentucky	14-27	.341	14-27	.341	5-22	.185
Ed Orgeron, LSU	17-27	.386	11-25	.306	4-21	.160
Hugh Freeze, Ole Miss	67-27	.713	37-20	.649	18-16	.529
Dan Mullen, Mississippi State	57-37	.606	57-37	.606	27-31	.466
Barry Odom, Missouri	2-3	.400	2-3	.400	0-2	.000
Will Muschamp, South Carolina	30-24	.556	30-24	.556	18-18	.500
Butch Jones, Tennessee	76-44	.633	26-17	.605	12-14	.462
Kevin Sumlin, Texas A&M	76-33	.697	41-15	.732	21-14	.600
Derek Mason, Vanderbilt	9-20	.310	9-20	.310	2-16	.111

W-L-T Ranking indicates number of wins; Pct. ranking indicates highest winning percentage (To be listed among career leaders, must have min. 5 years coaching)
 # - includes SEC Championship Game / () - Current SEC Coaches' Rankings among Career Leaders

STARTING QUARTERBACKS IN THE SEC (2016)

School	Quarterback(s)	Record	IN WINS -----				IN LOSSES -----			
			A-C-I	Yards	TD	Pct.	A-C-I	Yards	TD	Pct.
Alabama	Blake Barnett	1-0	6-5-0	100	1	83.3	N/A			
	Jalen Hurts	4-0	135-84-1	989	7	62.2	N/A			
Arkansas	Austin Allen	4-1	97-66-2	861	10	68.0	42-28-0	371	2	66.7
Auburn	Sean White	6-5	116-81-2	1,183	5	69.8	136-79-4	966	1	58.1
Florida	Luke Del Rio	3-0	101-62-2	762	6	61.4	N/A			
	Austin Appleby	1-1	28-19-0	144	0	67.9	39-23-1	296	3	59.0
Georgia	Greyson Lambert	11-2	208-142-1	1,648	10	68.3	56-25-1	365	2	44.6
	Jacob Eason	2-2	87-48-2	643	5	55.2	64-33-2	348	2	51.6
Kentucky	Drew Barker	2-3	31-17-1	130	0	54.8	56-23-4	461	4	41.1
	Stephen Johnson	1-1	19-11-1	135	0	58.9	22-13-0	89	0	59.1
LSU	Brandon Harris	10-5	176-96-3	1,443	10	54.5	140-68-6	912	4	48.6
	Danny Etling	2-1	60-38-0	431	1	63.3	27-15-0	118	1	55.6
Ole Miss	Chad Kelly	13-5	432-283-11	3,905	31	65.5	201-130-7	1,733	13	64.7
Mississippi State	Nick Fitzgerald	2-2	68-45-1	483	5	66.2	27-12-0	120	0	44.4
Missouri	Drew Lock	4-9	129-90-1	1,232	13	70.0	308-137-10	1,173	3	44.5
South Carolina	Perry Orth	2-8	47-28-1	424	1	59.6	220-122-7	1,523	10	55.5
	Brandon McIlwain	1-2	28-16-0	195	0	57.1	45-24-1	211	0	53.3
Tennessee	Joshua Dobbs	19-8	502-309-13	3,733	34	61.6	229-133-7	1227	3	58.1
Texas A&M	Trevor Knight	5-0	181-98-3	1,261	7	54.1	N/A			
Vanderbilt	Kyle Shurmur	4-6	103-56-1	647	4	54.4	130-55-5	552	4	42.3

SEC vs. NON-CONFERENCE TEAMS

[Conference alignment at times games were played]

2016 SEC NON-CONFERENCE RECORD [28-7 (.800)]

(Includes Bowl Games)

Conference	2016 App.	2016 W-L	2016 Pct.	Since 1995*
American	2	2-0	1.000	32-32 (.500) #
Atlantic Coast	5	2-3	.400	100-66 (.602)
Big Ten	1	0-1	.000	51-34 (.600)
Big 12	2	1-1	.500	46-31-1 (.596)
Conference USA	6	5-1	.833	137-26 (.840)
Mid-American	4	4-0	1.000	63-6 (.913)
Mountain West	0	0-0	-	19-7 (.731)
Pac-12	2	2-0	1.000	21-14 (.600)
Sun Belt	5	4-1	.800	151-8 (.950)
Western Athletic	0	0-0	-	50-7 (.877)
FBS Independent	2	2-0	1.000	49-17 (.742)
Non-FBS	6	6-0	-	154-4 (.975)

*-using alignment during year played.

- formerly BIG EAST.

SEC NON-CONFERENCE RECORD (Since 1992)

Year	Regular Season			
	App.	W-L	Pct.	Bowls
1992	36	27-9	.750	5-1
1993	36	28-7-1	.792	2-2
1994	36	27-8-1	.764	3-2
1995	36	29-7	.806	2-4
1996	36	27-9	.750	5-0
1997	36	32-4	.889	5-1
1998	36	27-9	.750	4-4
1999	36	28-8	.778	4-4
2000	36	27-9	.750	4-5
2001	36	29-7	.806	5-3
2002	49	37-12	.755	3-4
2003	46	31-15	.674	5-2
2004	36	25-11	.694	3-3
2005	36	27-9	.750	3-3
2006	48	41-7	.854	6-3
2007	48	40-8	.825	7-2
2008	48	37-11	.771	6-2
2009	48	42-6	.875	6-4
2010	48	41-7	.854	5-5
2011	48	42-6	.875	5-2
2012	56	48-8	.857	6-3
2013	56	47-9	.839	7-3
2014	55	48-7	.863	7-5
2015	55	45-10	.815	9-2
2016	35	28-7	.800	-
TOTALS	1072	860-210-2	.803	117-69 (.629)
TOTAL w/ BOWLS	1241	977-279-2	.788	

NON-CONFERENCE RECORDS (Does not include bowl games)

School	SINCE 1933					SINCE 2000					Current Streak
	Games	Won	Lost	Tied	Pct.	Games	Won	Lost	Tied	Pct.	
Alabama	330	263	61	6	.806	63	52	11	0	.825	W32
Arkansas	88	71	17	0	.807	64	56	8	0	.875	W5
Auburn	333	251	74	8	.766	63	52	11	0	.825	W2
Florida	357	244	104	9	.696	62	49	13	0	.790	W2
Georgia	383	281	88	14	.752	62	55	7	0	.887	W6
Kentucky	342	232	101	9	.692	62	45	17	0	.726	W1
LSU	363	273	79	11	.767	61	58	3	0	.951	W1
Ole Miss	351	256	87	8	.741	63	47	16	0	.746	W2
Mississippi State	326	234	82	8	.730	62	44	18	0	.710	W1
Missouri	19	16	3	0	.842	19	16	3	0	.842	W2
South Carolina	85	63	22	0	.741	61	50	11	0	.820	W1
Tennessee	366	289	68	9	.802	63	52	11	0	.825	W5
Texas A&M	18	18	0	0	1.000	18	18	0	0	1.000	W18
Vanderbilt	326	197	120	9	.618	63	39	24	0	.619	W1
TOTALS	3674	2678	905	91	.741	770	620	150	0	.805	---

STATE OF THE SEC

Record Last Five Years (2012-Current)

	W-L		Bowls	SEC Champ		SEC Champ	National Champ	AP Top 25
		Pct.		Game App.				
Alabama	55-6	.902	4	3	3	2	4	
Georgia	43-15	.741	4	2	0	0	2	
Texas A&M	41-16	.719	4	0	0	0	2	
LSU	40-16	.714	4	0	0	0	3	
Ole Miss	37-20	.649	4	0	0	0	2	
Mississippi State	36-20	.643	4	0	0	0	1	
Florida	36-20	.643	3	1	0	0	2	
Missouri	35-22	.614	2	2	0	0	2	
South Carolina	34-22	.607	3	0	0	0	2	
Auburn	33-24	.579	3	1	1	0	2	
Tennessee	31-24	.564	2	0	0	0	1	
Vanderbilt	27-28	.491	2	0	0	0	2	
Arkansas	26-29	.473	2	0	0	0	0	
Kentucky	16-37	.302	0	0	0	0	0	

Record Last 10 Years (2004-Current)

	W-L		Bowls	SEC Champ		SEC Champ	National Champ	AP Top 25
		Pct.		Game App				
Alabama	105-18	.854	9	5	4	4	8	
LSU	93-30	.756	9	2	2	1	7	
Georgia	88-36	.710	9	2	0	0	5	
Florida	86-37	.699	8	3	1	1	5	
Missouri	83-41	.669	7	2	0	0	5	
Auburn	77-45	.631	7	2	2	1	4	
South Carolina	74-47	.612	7	1	0	0	4	
Texas A&M	74-47	.612	8	0	0	0	3	
Mississippi State	69-50	.580	7	0	0	0	2	
Arkansas	68-51	.571	6	0	0	0	2	
Ole Miss	64-55	.538	6	0	0	0	4	
Tennessee	64-55	.538	5	1	0	0	2	
Kentucky	49-68	.419	0	0	0	0	0	
Vanderbilt	49-68	.419	4	0	0	0	2	

SHUTOUTS IN THE SEC SINCE 1992

Which defenses in the SEC have posted the most shutouts since 1992:

Team	Total	Last
Alabama	29	9/24/16 vs. Kent State (48-0)
Arkansas	8	11/22/14 vs. Ole Miss (30-0)
Auburn	14	8/30/08 vs. UL-Monroe (34-0)
Georgia	12	10/11/14 vs. Missouri (34-0)
Florida	12	9/17/16 vs. North Texas (32-0)
Kentucky	5	9/5/09 vs. Miami, Ohio (42-0)
LSU	18	9/13/14 vs. UL-Monroe (31-0)
Ole Miss	13	11/8/14 vs. Presbyterian (48-0)
Mississippi State	9	11/22/14 vs. Vanderbilt (51-0)
Missouri	9	9/24/16 vs. Delaware State (79-0)
South Carolina	7	8/28/08 vs. N.C. State (34-0)
Tennessee	17	11/14/15 vs. North Texas (24-0)
Texas A&M	11	9/10/16 vs. Prairie View A&M (67-0)
Vanderbilt	4	11/3/12 vs. Kentucky (40-0)

SEC'S BEST ROAD TEAMS SINCE 1992

Which SEC team has the best record away from home in league games since 1992 (includes neutral site games/does not include SEC Championship Game):

Team	W-L	Pct.
Florida	77-31	.713
Alabama	68-32	.680
Georgia	68-41-1	.623
Tennessee	58-40	.592
Auburn	54-42	.563
LSU	51-45-1	.531
South Carolina	39-62	.386
Arkansas	36-60-2	.381
Ole Miss	30-66	.313
Mississippi State	29-68-1	.301
Kentucky	24-74	.245
Vanderbilt	18-79	.186

Texas A&M	16-6	.727
Missouri	9-8	.529

CLOSE LOSSES SINCE 2003

Team	Total		
	Losses	1-7 Margin	Pct.
Alabama	41	25	.610
Georgia	46	28	.609
LSU	37	19	.514
Florida	50	24	.480
South Carolina	69	32	.464
Arkansas	68	30	.441
Auburn	55	22	.400
Tennessee	68	27	.397
Ole Miss	81	32	.395
Texas A&M	70	26	.371
Vanderbilt	98	35	.357
Missouri	59	19	.322
Kentucky	95	29	.305
Mississippi State	83	21	.253

EASTERN DIVISION vs. WESTERN DIVISION

(Since 1992 • DOES NOT INCLUDE SEC CHAMPIONSHIP GAME)

EASTERN vs. Western	W	L	T	Pct.	Streak
Florida	40	28	0	.588	L1
Georgia	45	23	1	.659	L1
Kentucky	23	46	0	.333	L9
Missouri	4	5	0	.444	L3
South Carolina	24	45	1	.350	L6
Tennessee	36	31	1	.537	L11
Vanderbilt	12	56	0	.176	L6
TOTALS	184	233	3	.442	

WESTERN vs. Eastern	W	L	T	Pct.	Streak
Alabama	49	19	1	.717	W13
Arkansas	29	39	0	.426	W2
Auburn	41	26	1	.610	L1
LSU	38	30	1	.558	W6
Ole Miss	34	35	0	.493	W1
Mississippi State	37	32	0	.536	W5
Texas A&M	6	3	0	.667	W3
TOTALS	233	184	3	.558	

SEC NEWS & NOTES

SEC FOOTBALL SERIES MARGINS SINCE 2000 (Min. 10 games played / Includes 2016 games)

Series	G	Total		Avg.			
		Margin	Margin	1-9	10-19	20-29	30+
South Carolina-Tennessee	16	121	7.56	11	4	1	0
Georgia-South Carolina	16	173	10.81	9	4	2	1
Florida-Tennessee	17	189	11.12	7	8	1	1
Arkansas-LSU	16	181	11.31	10	3	2	1
Georgia-Tennessee	17	198	11.65	9	4	4	0
Alabama-LSU	17	199	11.71	9	4	3	1
Florida-Georgia	16	188	11.75	9	4	2	1
Ole Miss-Vanderbilt	16	188	11.75	9	5	1	1
LSU-Ole Miss	16	191	11.94	9	4	1	2
Auburn-Ole Miss	16	192	12.00	8	4	4	0
Kentucky-Mississippi State	16	194	12.13	7	6	3	0
South Carolina-Vanderbilt	17	209	12.29	7	8	1	1
Kentucky-South Carolina	17	213	12.53	12	1	2	2
Kentucky-Vanderbilt	16	222	13.88	6	6	2	2
Auburn-LSU	17	238	14.00	8	3	4	2
Florida-LSU	16	225	14.06	8	3	2	3
Alabama-Auburn	16	232	14.50	8	4	2	2
Arkansas-Mississippi State	16	232	14.50	9	2	2	3
Arkansas-Ole Miss	16	236	14.75	6	5	1	4
Kentucky-Tennessee	16	236	14.75	6	5	2	3
Ole Miss-Mississippi State	16	237	14.81	5	7	2	2
Auburn-Georgia	16	242	15.12	8	3	3	2
Arkansas-Auburn	16	244	15.25	5	6	5	0
Auburn-Mississippi State	16	246	15.38	8	2	4	2
Arkansas-South Carolina	14	219	15.64	5	4	4	1
Alabama-Tennessee	16	252	15.75	6	3	3	4
Tennessee-Vanderbilt	16	255	15.94	8	2	4	2
Alabama-Ole Miss	17	263	15.47	8	4	1	4
Florida-South Carolina	16	281	17.56	5	2	4	4
Alabama-Arkansas	16	290	18.13	6	4	3	3
Alabama-Mississippi State	16	291	18.18	3	5	5	2
Georgia-Kentucky	16	294	18.38	6	3	3	4
Georgia-Vanderbilt	16	303	18.93	4	6	2	4
Florida-Vanderbilt	17	322	18.94	6	4	5	2
LSU-Mississippi State	17	371	21.82	5	3	2	7
Florida-Kentucky	17	405	23.82	5	2	3	7

SEC ALL-TIME RECORDS BY WINNING PERCENTAGE (Min. 23 starts)

1. Jay Barker, Alabama (1991-94)	35-2-1 (.934)
2. Danny Wuerffel, Florida (1993-96)	32-3-1 (.903)
T3. AJ McCarron, Alabama (2010-13)	36-4 (.900)
T3. Buck Belue, Georgia (1978-81)	27-3 (.900)
5. John Lastinger, Georgia (1981-83)	20-2-1 (.891)
6. Greg McElroy, Alabama (2007-10)	24-3 (.889)
7. Tee Martin, Tennessee (1996-99)	22-3 (.880)
8. Terry Davis, Alabama (1971-72)	21-3 (.875)
9. Bobby Scott, Tennessee (1968-70)	20-3 (.869)
10. Peyton Manning, Tennessee (1994-97)	39-6 (.867)
11. Tim Tebow, Florida (2006-09)	35-6 (.866)
12. Reggie Slack, Auburn (1986-89)	22-4 (.846)
13. Connor Shaw, South Carolina (2010-13)	27-5 (.844)
14. John Rauch, Georgia (1945-48)	36-8-1 (.811)
15. David Greene, Georgia (2001-04)	42-10 (.808)
16. Matthew Stafford, Georgia (2006-08)	28-7 (.800)
17. Shane Matthews, Florida (1990-92)	27-7 (.794)
18. Heath Shuler, Tennessee (1991-93)	19-5 (.792)
19. Andy Kelly, Tennessee (1988-91)	24-5-2 (.790)
20. Babe Parilli, Kentucky (1949-51)	28-8 (.778)
21. Jason Campbell, Auburn (2001-04)	31-9 (.775)
22. Casey Clausen, Tennessee (2000-03)	34-10 (.773)

CURRENT CONSECUTIVE GAMES WITHOUT BEING SHUTOUT

Southeastern Conference	Gms	Last Time Shutout
1. *Florida	353	Oct. 29, 1988 (lost to Auburn, 16-0)
2. Tennessee	277	Sept. 17, 1994 (lost to Florida, 31-0)
3. Georgia	266	Sept. 30, 1995 (lost to Alabama, 31-0)
4. Alabama	203	Nov. 18, 2000 (lost to Auburn, 9-0)
5. South Carolina	133	Sept. 9, 2006 (lost to Georgia, 18-0)
6. Mississippi State	94	Nov. 28, 2008 (lost to Ole Miss, 45-0)
7. Auburn	45	Nov. 24, 2012 (lost to Alabama, 49-0)
8. Kentucky	43	Nov. 3, 2012 (lost to Vanderbilt, 40-0)
9. Arkansas	34	Oct. 19, 2013 (lost to Alabama, 52-0)
10. Missouri	25	Oct. 11, 2014 (lost to Missouri, 34-0)
11. Texas A&M	23	Oct. 18, 2014 (lost to Alabama, 59-0)
12. Ole Miss	20	Nov. 22, 2014 (lost to Arkansas, 30-0)
13. LSU	19	Nov. 15, 2014 (lost to Arkansas, 17-0)
14. Vanderbilt	6	Nov. 21, 2015 (lost to Texas A&M, 25-0)

* - Longest active streak in NCAA FBS.

SEC STATISTICAL TRENDS

Below are some statistical trends in the SEC since conference expansion in 1992 through the 2015 season (Averages per Game Only):

Category	1992	1993	1994	1995	1996	1997	1998	1999	2000	2001	2002	2003	2004	2005	2006	2007	2008	2009	2010	2011	2012	2013	2014	2015
Scoring Offense	21.7	24.7	26.3	27.1	24.6	25.7	25.9	24.9	26.4	27.7	25.6	27.3	25.0	24.1	25.4	30.3	25.6	28.4	31.0	27.3	30.4	31.7	31.5	28.4
Total Offense	335.1	367.2	366.9	376.7	344.7	372.6	376.4	349.5	364.8	399.2	360.4	376.9	368.9	348.3	351.6	385.9	342.9	378.6	400.2	355.0	402.4	432.5	417.7	399.6
Rushing Offense	167.4	169.8	165.1	153.7	144.7	137.9	144.0	127.7	140.9	154.1	163.9	157.8	166.6	141.4	140.5	168.4	147.1	175.8	175.2	161.1	168.4	197.0	189.0	177.1
Passing Offense	167.7	197.4	201.8	223.0	200.0	234.7	232.4	221.8	223.9	245.1	196.5	219.1	202.3	206.9	211.1	217.5	195.8	202.8	225.0	193.9	234.0	235.5	228.7	222.4
Percent Run	49.9%	46.2%	44.9%	40.8%	41.9%	37.0%	38.3%	36.5%	38.6%	38.6%	45.5%	41.9%	45.2%	40.6%	39.9%	43.6%	42.9%	46.4%	43.8%	45.4%	41.8%	45.5%	45.2%	44.3%
Percent Pass	50.1%	53.8%	55.1%	59.2%	58.1%	63.0%	61.7%	63.5%	61.4%	61.4%	54.5%	58.1%	54.8%	59.4%	60.1%	56.8%	57.1%	53.6%	56.2%	54.6%	58.2%	54.5%	54.8%	55.7%
Scoring Defense	18.8	19.6	21.7	22.5	20.9	21.2	22.3	21.0	22.2	23.7	21.2	22.5	21.2	20.7	19.4	23.8	20.5	20.8	23.7	20.7	23.0	24.8	23.4	21.9
Total Defense	315.1	329.9	340.9	349.0	320.3	339.1	349.5	322.4	337.1	372.5	329.2	346.6	336.9	327.6	315.0	352.9	309.4	328.7	350.3	320.7	361.3	379.8	370.3	358.1
Rushing Defense	145.8	146.1	151.4	141.6	131.7	121.6	132.9	107.3	128.8	140.7	143.1	137.7	149.5	131.7	128.4	147.4	122.3	140.7	141.2	143.8	140.2	161.0	157.7	151.0
Passing Defense	169.3	183.8	189.5	207.4	188.6	217.5	216.6	215.1	208.3	231.8	186.1	208.9	187.4	195.9	186.6	205.5	187.1	188.0	209.1	176.9	221.2	218.7	212.6	207.1
Percent Run	46.3%	44.3%	44.4%	40.6%	41.1%	35.9%	38.0%	33.3%	38.2%	37.8%	43.5%	39.7%	44.4%	40.2%	40.8%	41.8%	39.5%	42.8%	40.3%	44.8%	38.7%	42.4%	42.6%	42.3%
Percent Pass	53.7%	55.7%	55.6%	59.4%	58.9%	64.1%	62.0%	66.7%	61.8%	62.2%	56.5%	60.3%	55.6%	58.8%	59.2%	58.2%	60.5%	57.2%	59.7%	55.2%	61.3%	57.6%	57.4%	57.8%

SEC PLAYERS ON PRE-SEASON ALL-AMERICA TEAMS

Phil Steele1st-Team

RB - Leonard Fournette, LSU
 WR - Calvin Ridley, Alabama
 TE - O.J. Howard, Alabama
 OT - Cam Robinson, Alabama
 DE - Myles Garrett, Texas A&M
 DE - Jonathan Allen, Alabama
 LB - Tim Williams, Alabama
 LB - Jarrad Davis, Florida
 CB - Jalen Tabor, Florida
 SS - Jamal Adams, LSU
 FS - Marcus Maye, Florida
 P - JK Scott, Alabama
 KR - Evan Berry, Tennessee
 LS - Cole Mazza, Alabama

2nd-Team

QB - Chad Kelly, Ole Miss
 WR - Christian Kirk, Texas A&M
 WR - Malachi Dupre, LSU
 DE - Carl Lawson, Auburn
 DE - Derek Barnett, Tennessee
 LB - Reuben Foster, Alabama
 LB - Kendall Beckwith, LSU
 CB - Tre'Davious White, LSU
 SS - Eddie Jackson, Alabama
 P - Johnny Townsend, Florida

3rd-Team

RB - Nick Chubb, Georgia
 WR - Travin Dural, LSU
 C - Ethan Pocic, LSU
 OG - Braden Smith, Auburn
 OG - Greg Pyke, Georgia
 OT - Avery Gennesy, Texas A&M
 DE - Charles Harris, Missouri
 DT - Montravius Adams, Auburn
 DT - Davon Godchaux, LSU
 LB - Jaylon Reeves-Maybin, Tennessee
 CB - Cameron Sutton, Tennessee
 CB - Marlon Humphrey, Alabama
 K - Daniel Carlson, Auburn
 PR - Cameron Sutton, Tennessee

4th-Team

RB - Jalen Hurd, Tennessee
 RB - Damien Harris, Alabama
 TE - Evan Engram, Ole Miss
 OG - Martez Ivey, Florida
 OT - Dan Skipper, Arkansas
 DT - Da'Shawn Hand, Alabama
 DE - Marquis Hayes, Ole Miss
 LB - Zach Cunningham, Vanderbilt
 SS - Johnathan Ford, Auburn
 K - Eddie Pineiro, Florida

Athlon1st-Team

RB - Leonard Fournette, LSU
 WR - Calvin Ridley, Alabama
 OT - Cam Robinson, Alabama
 DE - Jonathan Allen, Alabama
 DE - Derek Barnett, Tennessee
 DE - Myles Garrett, Texas A&M
 SS - Jamal Adams, LSU
 K - Daniel Carlson, Auburn
 P - JK Scott, Alabama
 KR - Evan Berry, Tennessee
 PR - Cameron Sutton, Tennessee

2nd-Team

WR - Christian Kirk, Texas A&M
 C - Ethan Pocic, LSU
 DL - Charles Harris, Missouri
 DL - Arden Key, LSU
 LB - Zach Cunningham, Vanderbilt
 LB - Reuben Foster, Alabama
 CB - Jalen Tabor, Florida
 S - Eddie Jackson, Alabama

3rd-Team

TE - Evan Engram, Ole Miss
 OL - Dan Skipper, Arkansas
 LB - Jalen Reeves-Maybin, Tennessee
 CB - Tra'Davious White, LSU
 S - Marcus Maye, Florida
 PR - Antonio Callaway, Florida

4th-Team

RB - Jalen Hurd, Tennessee
 AP - Nick Chubb, Georgia
 TE - O.J. Howard, Alabama
 DL - Jarrad Davis, Florida
 LB - Kendall Beckwith, LSU
 LB - Tim Williams, Alabama
 S - Tony Conner, Ole Miss

Sporting News1st-Team

RB - Leonard Fournette, LSU
 WR - Calvin Ridley, Alabama
 OT - Cam Robinson, Alabama
 OG - Ethan Pocic, LSU
 DE - Jonathan Allen, Alabama
 DE - Myles Garrett, Texas A&M
 CB - Jalen Tabor, Florida
 CB - Cameron Sutton, Tennessee
 S - Jamal Adams, LSU

2nd-Team

TE - O.J. Howard, Alabama
 OG - Greg Pyke, Georgia
 DE - Carl Lawson, Auburn
 DE - Derek Barnett, Tennessee
 DT - Dalvin Tomlinson, Alabama
 LB - Reuben Foster, Alabama
 LB - Kendall Beckwith, LSU
 CB - Tre'Davious White, LSU
 S - Eddie Jackson, Alabama

CBSsports.com1st-Team

RB - Leonard Fournette, LSU
 WR - Calvin Ridley, Alabama
 OT - Cam Robinson, Alabama
 DE - Myles Garrett, Texas A&M
 DE - Jonathan Allen, Alabama
 DL - Jarrad Davis, Florida
 LB - Kendall Beckwith, LSU
 CB - Jalen Tabor, Florida
 S - Jamal Adams, LSU
 P - JK Scott, Alabama
 KR - Evan Berry, Tennessee
 PR - Cameron Sutton, Tennessee

2nd-Team

WR - Christian Kirk, Texas A&M
 TE - O.J. Howard, Alabama
 DE - Derek Barnett, Tennessee
 LB - Reuben Foster, Alabama
 CB - Tra'Davious White, LSU
 K - Daniel Carlson, Auburn

SEC PLAYERS ON AWARD WATCH LISTS

<u>Name</u>	<u>School</u>	<u>Award</u>			
Jamal Adams	LSU	Nagurski, Bednarik, Thorpe, Lott	T.J. Holloman	South Carolina	Butkus
Montravius Adams	Auburn	Lombardi, Outland, Nagurski	O.J. Howard	Alabama	Lombardi, Mackey, Maxwell, Wuerffel
Otaro Alaka	Texas A&M	Lombardi	Marlon Humphrey	Alabama	Nagurski
Jonathan Allen	Alabama	Lombardi, Nagurski, Bednarik, Lott, Hendricks	Jalen Hurd	Tennessee	Lombardi, Maxwell, Walker
Ryan Anderson	Alabama	Lombardi, Butkus	Martez Ivey	Florida	Lombardi, Outland
Toby Baker	Arkansas	Guy	Eddie Jackson	Alabama	Nagurski, Bednarik, Camp, Thorpe, Lott
Derek Barnett	Tennessee	Lombardi, Nagurski, Bednarik, Lott, Hendricks	A.J. Jefferson	Mississippi State	Hendricks
Kendell Beckwith	LSU	Lombardi, Nagurski, Bednarik, Butkus	Colin Jeter	LSU	Wuerffel
Evan Berry	Tennessee	Lott	D.J. Jones	Ole Miss	Lombardi
Jeb Blazeovich	Georgia	Mackey, Wuerffel	Alvin Kamara	Tennessee	Walker
Caleb Brantley	Florida	Lombardi	Chad Kelly	Ole Miss	Lombardi, Manning, Maxwell, Camp, O'Brien
Richie Brown	Mississippi State	Nagurski, Butkus	Arden Key	LSU	Lombardi
Oren Burks	Vanderbilt	Wuerffel	Christian Kirk	Texas A&M	Maxwell, Camp, Biletnikoff, Hornung
Antonio Callaway	Florida	Hornung	Trevor Knight	Texas A&M	Maxwell, Wuerffel
Daniel Carlson	Auburn	Wuerffel, Groza	Alan Knott	South Carolina	Rimington
Lorenzo Carter	Georgia	Lombardi, Nagurski, Butkus	Alex Kozan	Auburn	Outland
Nick Chubb	Georgia	Lombardi, Maxwell, Walker, Camp	Brandon Kublanow	Georgia	Rimington
Jamaal Clayburn	Mississippi State	Rimington	Carl Lawson	Auburn	Lombardi, Nagurski, Bednarik, Hendricks
Tony Conner	Ole Miss	Nagurski, Bednarik	Marcus Maye	Florida	Nagurski, Bednarik, Thorpe
CJ Conrad	Kentucky	Mackey	Isaiah McKenzie	Georgia	Hornung
Robert Conyers	Ole Miss	Rimington	Jaylen Reeves-Maybin	Tennessee	Lombardi, Nagurski, Bednarik, Butkus
Jared Cornelius	Arkansas	Hornung	Sony Michel	Georgia	Walker
Bryan Cox	Florida	Hendricks	Drew Morgan	Arkansas	Biletnikoff
Zach Cunningham	Vanderbilt	Lombardi, Nagurski, Bednarik, Butkus	Lewis Neal	LSU	Lombardi, Nagurski, Hendricks
Trevor Daniel	Tennessee	Guy	Daron Payne	Alabama	Lombardi
Jarrad Davis	Florida	Lombardi, Nagurski, Bednarik, Butkus, Wuerffel	Ethan Pocic	LSU	Lombardi, Outland, Rimington
Gehrig Dieter	Alabama	Biletnikoff	Greg Pyke	Georgia	Lombardi, Outland
Atlantic Dillon DeBoer	Florida	Rimington	Frank Ragnow	Arkansas	Rimington
Josh Dobbs	Tennessee	Lombardi, Manning, Maxwell, Camp, O'Brien, Wuerffel	Josh Reynolds	Texas A&M	Biletnikoff
Trent Dominigue	LSU	Groza	Calvin Ridley	Alabama	Maxwell, Biletnikoff
Malachi Dupre	LSU	Biletnikoff	Cam Robinson	Alabama	Lombardi, Outland
Brooks Ellis	Arkansas	Butkus, Wuerffel	Fred Ross	Mississippi State	Biletnikoff
Evan Engram	Ole Miss	Lombardi, Mackey, Wuerffel	Dominick Sanders	Georgia	Bednarik
Johnathan Ford	Auburn	Bednarik, Hornung	Bo Scarbrough	Alabama	Walker
Reuben Foster	Alabama	Lombardi, Nagurski, Bednarik, Butkus	JK Scott	Alabama	Wuerffel, Guy
Leonard Fournette	LSU	Lombardi, Maxwell, Walker, Camp	Michael Scherer	Missouri	Butkus
Elliott Fry	South Carolina	Groza	Dan Skipper	Arkansas	Lombardi, Outland
Myles Garrett	Texas A&M	Lombardi, Nagurski, Bednarik, Camp, Lott, Hendricks	Braden Smith	Auburn	Lombardi, Outland
Avery Gennesy	Texas A&M	Lombardi, Outland	Jeremy Sprinkle	Arkansas	Mackey
Will Gleeson	Ole Miss	Guy	Cameron Sutton	Tennessee	Nagurski, Bednarik, Thorpe, Hornung
Davon Godchaux	LSU	Lombardi, Outland, Nagurski	Jalen Tabor	Florida	Nagurski, Bednarik
DeAndre Goolsby	Florida	Mackey	Coleman Thomas	Tennessee	Rimington
Adam Griffith	Alabama	Groza	Dalvin Tomlinson	Alabama	Lombardi
Daeshon Hall	Texas A&M	Lombardi, Nagurski, Bednarik, Hendricks	Jon Toth	Kentucky	Outland, Rimington
Da'Shawn Hand	Alabama	Lombardi, Hendricks	Johnny Townsend	Florida	Guy
Charles Harris	Missouri	Lombardi, Nagurski, Bednarik, Lott	Kody Walker	Arkansas	Walker
Damien Harris	Alabama	Walker	Armani Watts	Texas A&M	Bednarik
Marquis Haynes	Ole Miss	Lombardi, Nagurski, Bednarik, Hendricks	Ralph Webb	Vanderbilt	Walker
Brandon Holloway	Mississippi State	Walker, Hornung, Wuerffel	David Williams	South Carolina	Walker
			Rawleigh Williams	Arkansas	Walker
			Stanley Williams	Kentucky	Walker
			Tim Williams	Alabama	Lombardi, Nagurski, Bednarik, Butkus, Lott
			Tre Williams	Auburn	Lombardi
			Deatrich Wise, Jr.	Arkansas	Lombardi, Nagurski, Bednarik, Hendricks

SEC PLAYERS ON AWARD WATCH LISTS

Tre'Davious White	LSU	Nagurski, Bednarik, Thorpe
Dylan Wiseman	Tennessee	Outland
Ethan Wolf	Tennessee	Mackey

TOTAL – 06 / 224 total mentions

LIST INCLUDES 20 AWARDS: Bednarik (Defensive Player), Maxwell (Player), Mackey (Tight End), Rimington (Center), Groza (Kicker), Guy (Punter), Nagurski (Defensive Player), Outland (Interior Lineman), Thorpe (Defensive Back), Butkus (Linebacker), Lombardi (Lineman/ Linebacker), Biletnikoff (Wide Receiver), O'Brien (Quarterback), Walker (Running Back), Camp (Player), Manning (Quarterback), Lott (Defensive Impact Player), Hendricks (Defensive End), Hornung (Multi-Purpose Player), Wuerffel (Community Service).

PRE-SEASON ALL-SEC TEAMS

Media Days (Chosen by media)

(*ties)
OFFENSE
 First-Team
 QB Chad Kelly, Ole Miss (321)
 RB Leonard Fournette, LSU (329)
 RB Nick Chubb, Georgia (308)
 WR Calvin Ridley, Alabama (318)
 WR Christian Kirk, Texas A&M (223)
 TE O.J. Howard, Alabama (294)
 OL Cam Robinson, Alabama (315)
 OL Dan Skipper, Arkansas (228)
 OL Greg Pyke, Georgia (171)
 OL Alex Kozan, Auburn (165)
 C Ethan Pocic, LSU (188)

Second-Team
 QB Joshua Dobbs, Tennessee (313)
 RB Jalen Hurd, Tennessee (278)
 RB Ralph Webb, Vanderbilt (151)
 WR Malachi Dupre, LSU (167)
 WR Fred Ross, Mississippi State (139)
 TE Evan Engram, Ole Miss (214)
 OL Martez Ivey, Florida (152)
 OL William Clapp, LSU (143)
 OL David Sharpe, Florida (138)
 OL Alphonse Taylor, Alabama (137)
 C Brandon Kublanow, Georgia (121)

Third-Team
 QB Brandon Harris, LSU (25)
 RB Stanley "Boom" Williams, Kentucky (60)
 RB Jovon Robinson, Auburn (55)
 WR Ricky Seals-Jones, Texas A&M (78)
 WR Drew Morgan, Arkansas (49)
 TE Jeremy Sprinkle, Arkansas (65)
 OL Avery Gennesy, Texas A&M (120)
 OL Jashon Robertson, Tennessee (119)
 OL Braden Smith, Auburn (118)
 OL Javon Patterson, Ole Miss (113)
 C Ross Pierschbacher, Alabama (101)

DEFENSE
 First-Team
 DL Jonathan Allen, Alabama (301)
 DL Myles Garrett, Texas A&M (286)
 DL Carl Lawson, Auburn (253)
 DL Derek Barnett, Tennessee (171)
 LB Reuben Foster, Alabama (265)
 LB Kendell Beckwith, LSU (231)
 LB Jalen Reeves-Maybin, Tennessee (223)
 DB Eddie Jackson, Alabama (293)
 DB Jalen Tabor, Florida (249)
 DB Tre'Davious White, LSU (221)
 DB Cameron Sutton, Tennessee (213)

Second-Team
 DL Montravius Adams, Auburn (167)
 DL Bryan Cox, Florida (105)
 DL Davon Godchaux, LSU (105)
 DL Charles Harris, Missouri (103)
 LB Tim Williams, Alabama (196)
 LB Zach Cunningham, Vanderbilt (178)
 LB Jarrad Davis, Florida (160)
 DB Jamal Adams, LSU (193)
 DB Minkah Fitzpatrick, Alabama (188)
 DB Tony Conner, Ole Miss (146)
 DB Dominick Sanders, Georgia (145)

Third-Team
 DL Marquis Haynes, Ole Miss (102)
 DL Deatrich Wise, Arkansas (95)
 DL Cece Jefferson, Florida (85)
 DL A.J. Jefferson, Mississippi State (84)
 LB Lorenzo Carter, Georgia (92)
 LB Richie Brown, Mississippi State (84)
 LB Arden Key, LSU (76)
 DB Marcus Maye, Florida (139)
 DB Marlon Humphrey, Alabama (120)
 DB Johnathan Ford, Auburn (105)
 DB Armani Watts, Texas A&M (74)

SPECIALISTS
 First-Team
 P JK Scott, Alabama (252)
 PK Daniel Carlson, Auburn (198)
 RS Christian Kirk, Texas A&M (214)
 AP Christian Kirk, Texas A&M (240)

Second-Team
 P Johnny Townsend, Florida (124)
 PK Adam Griffith, Alabama (174)
 RS Evan Berry, Tennessee (163)
 AP Alvin Kamara, Tennessee (152)

Third-Team
 P Trevor Daniel, Tennessee (97)
 PK Elliott Fry, South Carolina (91)
 RS Isaiah McKenzie, Georgia (100)
 AP Isaiah McKenzie, Georgia (112)

PREDICTED ORDER OF FINISH
 WESTERN DIVISION (1st Place votes)

School	Points
Alabama (246)	2220
LSU (76)	1984
Ole Miss (5)	1479
Texas A&M (3)	1130
Arkansas (1)	1047
Auburn	890
Mississippi State	518

EASTERN DIVISION (1st Place votes)

School	Points
Tennessee (225)	2167
Florida (57)	1891
Georgia (45)	1860
Kentucky	933
Vanderbilt (2)	810
Missouri	807
South Carolina (2)	800

SEC CHAMPION

School	Points
Alabama	223
LSU	59
Tennessee	29
Georgia	7
Florida	5
Ole Miss	4
Texas A&M	1
South Carolina	1
Vanderbilt	1
Arkansas	1

Coaches'
First Team Preseason All-SEC
OFFENSE
 TE O.J. Howard, Alabama
 OL Cam Robinson, Alabama
 Dan Skipper, Arkansas
 Greg Pyke, Georgia
 Alex Kozan, Auburn
 C Ethan Pocic, LSU
 WR Calvin Ridley, Alabama
 Christian Kirk, Texas A&M
 QB Chad Kelly, Ole Miss
 RB Leonard Fournette, LSU
 Nick Chubb, Georgia
 AP Christian Kirk, Texas A&M

DEFENSE
 DL Myles Garrett, Texas A&M
 Jonathan Allen, Alabama
 Derek Barnett, Tennessee
 Carl Lawson, Auburn
 LB Reuben Foster, Alabama
 Kendell Beckwith, LSU
 Jalen Reeves-Maybin, Tennessee*
 Jarrad Davis, Florida*
 DB Eddie Jackson, Alabama
 Jalen Tabor, Florida
 Cameron Sutton, Tennessee
 Tre'Davious White, LSU

SPECIAL TEAMS
 PK Daniel Carlson, Auburn
 P JK Scott, Alabama
 RS Christian Kirk, Tennessee*
 Evan Berry, Tennessee*

Second Team Preseason All-SEC
OFFENSE
 TE Evan Engram, Ole Miss
 OL William Clapp, LSU
 Avery Gennesy, Texas A&M
 Martez Ivey, Florida
 Alphonse Taylor, Alabama*
 Braden Smith, Auburn*
 C Brandon Kublanow, Georgia
 WR Fred Ross, Mississippi State
 Malachi Dupre, LSU
 QB Joshua Dobbs, Tennessee
 RB Jalen Hurd, Tennessee
 Ralph Webb, Vanderbilt
 AP Isaiah McKenzie, Georgia

DEFENSE
 DL Montravius Adams, Auburn
 Charles Harris, Missouri
 Bryan Cox, Florida
 Davon Godchaux, LSU
 LB Tim Williams, Alabama
 Zach Cunningham, Vanderbilt
 Brooks Ellis, Arkansas*
 Arden Key, LSU*
 DB Jamal Adams, LSU
 Dominick Sanders, Georgia
 Minkah Fitzpatrick, Alabama
 Tony Conner, Ole Miss

SPECIAL TEAMS

PK Adam Griffith, Alabama*
 Elliott Fry, South Carolina*
 P Johnny Townsend, Florida
 RS Isaiah McKenzie, Georgia

Third Team Preseason All-SEC

OFFENSE
 TE Jeremy Sprinkle, Arkansas
 OL David Sharpe, Florida
 Mason Zandi, South Carolina
 Jashon Robertson, Tennessee
 Frank Ragnow, Arkansas
 C Ross Pierschbacher, Alabama*
 Frank Ragnow, Arkansas*
 Jon Toth, Kentucky*
 WR Travin Dural, LSU
 Drew Morgan, Arkansas
 QB Brandon Harris, LSU
 RB Stanley "Boom" Williams, Kentucky
 Brandon Holloway, Mississippi State
 AP Derrius Guice, LSU

DEFENSE
 DL Marquis Haynes, Ole Miss
 Lewis Neal, LSU
 Deatrich Wise, Arkansas*
 Daeshon Hall, Texas A&M*
 A.J. Jefferson, Mississippi State*
 LB Richie Brown, Mississippi State
 Oren Burks, Vanderbilt
 Lorenzo Carter, Georgia
 DB Marcus Maye, Florida
 Marlon Humphrey, Alabama
 Johnathan Ford, Auburn
 Quincy Wilson, Florida

SPECIAL TEAMS
 PK Gary Wunderlich, Ole Miss
 P Trevor Daniel, Tennessee
 RS Marcus Davis, Auburn*
 Cameron Sutton, Tennessee*
 Brandon Holloway, Mississippi State*

* - Ties

SEC CHAMPIONSHIP GAME

SEC DIVISIONAL TIE-BREAKER

In the event of a tie for the division championship, the following procedures will be used to break all ties to determine the SEC Football Championship Game representative. All Conference versus Conference Games (both division and non-division) will be counted in the Conference Standings.

1. **Two-Team Tie.** In the event two teams are tied for a division title, the following procedure will be used in the following order:

- A. Head-to-head competition between the two tied teams;
- B. Records of the tied teams within the division;
- C. Head-to-head competition against the team within the division with the best overall (divisional and non-divisional) Conference record, and proceeding through the division (multiple ties within the division will be broken from first to last and a tie for first place will be broken before a tie for fourth place);
- D. Overall record against non-divisional teams;
- E. Combined record against all common non-divisional teams;
- F. Record against the common non-divisional team with the best overall Conference record (divisional or non-divisional) and proceeding through other common non-divisional teams based on their order of finish within their division;
- G. Best cumulative Conference winning percentage of non-divisional opponents; and

Example: Tied Teams Non-Divisional Opponents Cumulative Record

Western 1 Eastern Opponents: 14-2
 Western 2 Eastern Opponents: 12-4
 (Western 1 would be the representative)

H. Coin flip of the tied teams.

2. **Three-Team Tie (or more).** If three teams (or more) are tied for a division title, the following procedure will be used in the following order: (Note: If one of the procedures results in one team being eliminated and two remaining, the two-team tiebreaker procedure as stated in No. 1 above will be used):

- A. Combined head-to-head record among the tied teams;
- B. Record of the tied teams within the division;
- C. Head-to-head competition against the team within the division with the best overall Conference record (divisional and non-divisional) and proceeding through the division (multiple ties within the division will be broken from first to last and a tie for first place will be broken before a tie for fourth place);
- D. Overall Conference record against non-divisional teams;
- E. Combined record against all common non-divisional teams;
- F. Record against the common non-divisional team with the best overall Conference record (divisional and non-divisional) and proceeding through other common non-divisional teams based on their order of finish within their division; and
- G. Best cumulative Conference winning percentage of non-divisional opponents (Note: If two teams' non-divisional opponents have the same cumulative record, then the two-team tiebreaker procedures apply. If four teams are tied, and three teams' non-divisional opponents have the same cumulative record, the three-team tiebreaker procedures will be used beginning with 2.A.);

Example: Tied Teams Non-Divisional Opponents Cumulative Record

Western 1 Eastern Opponents: 14-2
 Western 2 Eastern Opponents: 12-4
 Western 3 Eastern Opponents: 8-8
 (Western 1 would be the representative)

H. Coin flip of the tied teams with the team with the odd result being the representative (Example: If there are two teams with tails and one team with heads, the team with heads is the representative).

2016 SEC CHAMPIONSHIP GAME

The Southeastern Conference's Eastern and Western Division winners will meet in Atlanta's Georgia Dome to battle for the league championship and the right to represent the conference in the College Football Playoff. The 25th-annual title game is set for December 3 and will be televised nationally by CBS Sports.

The game was born as a result of 1992 conference expansion, which saw Arkansas and South Carolina become the first members added in SEC history. Under NCAA regulations, a conference with 12 members may play an additional football game to determine its champion, provided the regular season is played in divisions.

The participants of the game are determined each year during the eight-game regular-season conference schedule as the teams with the best overall SEC winning percentage in each division.

CBS Sports' national coverage of the 2015 SEC Championship game, which saw Alabama defeat Florida, 29-15, was the highest-rated college football game of the year.

The SEC Championship game averaged an overnight household rating/share in the metered markets of 8.3/17, up 8%, from last year's 7.7/16 for Alabama-Missouri. The 2009 SEC Championship Game earned an 11.8 rating and a 24 share, marking the highest-rated SEC Championship Game in history. The game matched the No. 1 Florida Gators (12-0) vs. the No. 2 Alabama Crimson Tide (12-0).

The SEC Championship Game has drawn 22 capacity crowds in its 24-year history. Only 1993 (Birmingham) and 1995 (Atlanta) were not sellouts.

The SEC, along with AMB Sports & Entertainment (AMBSE) and the Georgia World Congress Center Authority (GWCCA), recently announced an agreement to host the SEC Championship Game at Mercedes-Benz Stadium in Atlanta through 2026. The new agreement allows the SEC the option of adding up to two successive five-year extensions.

The Georgia Dome has hosted the SEC Championship Game for 22 years beginning in 1994, with capacity crowds in the last 20 consecutive years. By the end of the new agreement, including options, the Championship will have been played in Atlanta a total of 43 years. Mercedes-Benz Stadium is set to open in 2017, with 2016 set to be the final SEC Championship Game held in the Georgia Dome.

Year	Score	Attendance
1992	Alabama 28, Florida 21	83,091
1993	Florida 28, Alabama 13	76,345
1994	Florida 24, Alabama 23	74,751
1995	Florida 34, Arkansas 3	71,325
1996	Florida 45, Alabama 30	74,132
1997	Tennessee 30, Auburn 29	74,896
1998	Tennessee 24, Miss. State 14	74,795
1999	Alabama 34, Florida 7	71,500
2000	Florida 28, Auburn 6	73,427
2001	LSU 31, Tennessee 20	74,843
2002	Georgia 30, Arkansas 3	74,835
2003	LSU 34, Georgia 13	74,913
2004	Auburn 38, Tennessee 28	74,892
2005	Georgia 34, LSU 14	73,717
2006	Florida 38, Arkansas 28	73,374
2007	LSU 21, Tennessee 14	73,832
2008	Florida 31, Alabama 20	75,892
2009	Alabama 32, Florida 13	75,514
2010	Auburn 56, South Carolina 17	75,802
2011	LSU 42, Georgia 10	74,515
2012	Alabama 32, Georgia 28	75,624
2013	Auburn 59, Missouri 42	75,632
2014	Alabama 42, Missouri 13	73,526
2015	Alabama 29, Florida 15	75,320

Here's a chart of team history in the SEC Championship Game:

Team	Appearances	W-L	Pct.
Florida	11	7-4	.636
Alabama	10	6-4	.600
Auburn	5	3-2	.600
Georgia	5	2-3	.400
LSU	5	4-1	.800
Tennessee	5	2-3	.400
Arkansas	3	0-3	.000
Missouri	2	0-2	.000
Mississippi State	1	0-1	.000
South Carolina	1	0-1	.000

SEC CHAMPIONSHIP GAME

SEC CHAMPIONSHIP GAME RACE RECAPS

1992 - Both races decided before final weekend. Florida and Georgia (6-2 in the SEC) were co-champions in the Eastern Division. The Gators won the tie-breaker by virtue of a 26-24 win over the Bulldogs earlier in the season. Alabama (8-0) was the outright Western Division champion, even with a game against Auburn in the final weekend, which the Tide won, 17-0.

1993 - Both races decided before final weekend. Florida won the Eastern Division and Alabama won the Western Division. The Gators finished 1/2 game ahead of Tennessee (UT tied Alabama, 17-17). Alabama, at 5-2-1, finished two games ahead second-place Arkansas. Auburn was 8-0 in the SEC, but was ineligible for the conference title.

1994 - Both races decided before final weekend. Florida won the Eastern Division, finishing SEC play at 7-1, two games ahead of Tennessee. Alabama won the Western Division with an 8-0 SEC mark, three games ahead of Miss. State.

1995 - Both races decided before final weekend. Florida won the Eastern Division, finishing SEC play at 8-0, one game ahead of Tennessee. Arkansas won the Western Division with a 6-2 SEC mark, one game ahead of Auburn and Alabama.

1996 - Both races decided before final weekend. Florida won the Eastern Division, finishing SEC play at 8-0, one game ahead of Tennessee. Alabama won the Western Division with a 6-2 SEC mark, tying LSU. However, the Tide defeated the Tigers, 26-0, earlier in the year to win the tie-breaker.

1997 - Eastern Division race not finalized until after the final weekend. Tennessee defeated Vanderbilt, 17-10, to win the division on the final weekend. Tennessee, at 7-1 in the SEC, finished one game ahead of Georgia and Florida. Auburn had won the Western Division with a 6-2 SEC mark, tying LSU. However, Auburn defeated LSU, 31-28, earlier in the year to win the tie-breaker.

1998 - Western Division race not finalized until after the final weekend. Miss. State defeated Ole Miss, 28-6, on Thanksgiving night, to win division on final weekend. Arkansas and Miss. State finished in tie for the division title. However, Miss. State defeated Arkansas, 22-21, earlier that season to win the tie-breaker. Arkansas defeated LSU 41-14 on the final weekend, but when State defeated Ole Miss, the chase for the Championship Game had been won. Tennessee had clinched the Eastern Division before the final weekend and defeated Vanderbilt, 41-0, to finished the SEC at 8-0.

1999 - Both races decided before final weekend. Florida won the Eastern Division, finishing SEC play at 7-1, one game ahead of Tennessee. Alabama won the Western Division with a 7-1 SEC mark, one game ahead of Miss. State.

2000 - Both races decided before final weekend. Florida won the Eastern Division, finishing SEC play at 7-1, two games ahead of South Carolina, Georgia and Tennessee. Auburn won the Western Division with a 6-2 SEC mark, one game ahead of LSU. LSU lost to Arkansas in the final weekend, 14-3. Even if the Tigers would have beaten the Razorbacks, Auburn would have won the tie-breaker over LSU due to a 34-17 win earlier in the season.

2001 - Both races go down to the final weekend. Due to game postponements on Sept. 15, games were reschedule for Dec. 1. On that weekend, Tennessee defeated Florida, 34-32, in Gainesville, and LSU defeated Auburn, 27-14, in Baton Rouge, to clinch berths in the SEC Championship Game. The Vols won the East with a 7-1 mark while LSU had a 5-3 mark and tied with Auburn for the West, but won the head-to-head tiebreaker.

2002 - Western division race not finalized until after the final weekend. Georgia clinched the Eastern Division championship on Nov. 16 after defeating Auburn, 24-21, in Auburn. The 7-1 Bulldogs finish one game ahead of Florida, which was 6-2. Arkansas wins the Western Division on the season's final weekend, defeating LSU, 21-20, in Little Rock on Nov. 29. The Razorbacks, LSU Tigers and Auburn Tigers are tied at 5-3 but Arkansas wins the head-to-head tiebreakers.

2003 - Both races decided on final weekend. Tennessee defeats Kentucky, 20-7, to force a three-way tie for Eastern Division championship between Vols, Georgia and Florida. Using tie-breaker involving the BCS standings, Georgia has the highest BCS ranking and has defeated Tennessee (next highest ranking) during regular season to secure SEC Championship Game berth. LSU defeats Arkansas, 55-24, and Ole Miss beats Mississippi State, 31-0, to force a tie for the Western Division championship. LSU's 17-14 win over Ole Miss the week before earns the Tigers the Western Division berth.

2004 - Auburn clinches berth in the SEC Championship Game on Oct. 30, tying the earliest since the game began in 1992 (Alabama, 1993). The Tigers (8-0) finish two games ahead in the standings of second-place LSU (6-2). Tennessee clinches berth as Eastern Division representative with 38-33 win against Vanderbilt on Nov. 20. The Vols (7-1) would win their next game on the following weekend against Kentucky to claim the division title outright. Georgia was second in the Western Division with a 6-2 mark.

2005 - Georgia (6-2) clinched Eastern Division Championship with a 45-13 win over Kentucky on Nov. 19. The Bulldogs finish one full game ahead of South Carolina and Florida in the standings. LSU clinched Western Division title with a 19-17 win over Arkansas on Nov. 25. The Tigers finished tied for the Western Division title (7-1), but defeated Auburn, 20-17, on Oct. 22, to win the tie-breaker.

2006 - Florida (7-1) clinched Eastern Division Championship and berth in the SEC Championship Game on Nov. 4, by defeating Vanderbilt, 25-19. Arkansas clinched the Western Division title and SEC Championship Game berth with a 28-14 win over Mississippi State on Nov. 18.

2007 - LSU (6-2) clinched Western Division berth in the SEC Championship Game on Week 11 after Alabama and Auburn both lose. Tennessee (6-2) gets Eastern Division berth with 52-50 four-overtime victory over Kentucky in Week 13. The Vols win the tie-breaker with Georgia (6-2), defeating the Bulldogs 35-14 in Week 6.

2008 - Alabama (8-0) clinched Western Division berth in SEC Championship Game on Week 11 (Nov. 1) after defeating LSU, 27-21. Florida (7-1) clinched Eastern Division berth in SEC Championship Game on Week 12 (Nov. 8) after defeating Vanderbilt, 42-14.

2009 - Florida (8-0) clinched Eastern Division berth in SEC Championship Game on Week 9 (Oct. 31) after defeating Georgia, 41-17. Alabama (8-0) clinched Western Division berth in SEC Championship Game on Week 11 (Nov. 14) after defeating Mississippi State, 31-3.

2010 - Both spots in the SEC Championship Game were clinched on Week 11 (Nov. 13). Auburn (8-0) clinched Western Division berth with a 49-31 win against Georgia. South Carolina (5-3) clinched Eastern Division berth with a 36-14 win against Florida.

2011 - Georgia (7-1) clinched a berth in the SEC Championship Game in Week 12 (Nov. 19) with a 19-10 win over Kentucky while LSU (8-0) clinched its berth in Week 13 (last weekend of the regular season) with a 41-17 win over Arkansas

2012 - Georgia (7-1) clinched a berth in the SEC Championship Game in Week 11 (Nov. 10) with a 38-0 win over Auburn. Alabama clinched a berth in the SEC Championship Game in Week 13 (Nov. 24) with a 49-0 win over Auburn.

2013 - For the first time since 2003, both races were determined on the final weekend. Auburn (7-1) clinched a berth in the SEC Championship Game with a dramatic 34-28 win off a 109-yard missed field goal return for a touchdown on the game's final play at Auburn. SEC newcomer Missouri (7-1) clinched a berth in the SEC Championship Game with a 28-21 home win over Texas A&M.

2014 - For the second straight season, both divisional races were determined on the final weekend. Missouri won the SEC East outright by closing the season with three straight SEC wins, including two on the road for their second straight trip to Atlanta. Alabama won the Western Division outright as well, with Ole Miss defeating Mississippi State in the Egg Bowl, while Alabama topped Auburn in the Iron Bowl.

2015 - Florida (7-1) won the Eastern Division, clinching a spot after defeating Vanderbilt on Nov. 7. Alabama (7-1) claimed the Western Division with a victory over Auburn in the Iron Bowl on the final day of the regular season. It was the fourth straight season where the Western Champion was the Iron Bowl winner.

SEC CHAMPIONSHIP GAME RACE RECAP

The earliest a berth has been clinched in the SEC Championship Game is Oct. 30 (Auburn, 2004, & Alabama, 1993).

In 16 of 48 divisional races (including 2015), a championship game berth has not been decided until the weekend prior to the SEC Championship Game. That occurred in 1997 (Tennessee), 1998 (Mississippi State), 2001 (Tennessee and LSU), 2002 (Arkansas), 2003 (Georgia and LSU), 2005 (LSU), 2007 (Tennessee), 2011 (LSU), 2012 (Alabama), 2013 (Auburn and Missouri), 2014 (Alabama and Missouri) and 2015 (Alabama).

2015 SEC Football

2015 SEC FOOTBALL CHAMPIONSHIP GAME

2015 SEC CHAMPIONSHIP GAME

The 24th annual SEC Football Championship Game was played on Dec. 5 at the Georgia Dome in Atlanta, with Alabama claiming a 29-15 victory over Florida and the No. 2 seed in the College Football Playoff.

The game drew a capacity crowd of 75,320 and had a 8.3/17 television rating on CBS Sports, the highest rated college football game of the 2015 season.

The 2009 SEC Championship Game earned a 11.8 rating and a 24 share, the highest rated SEC Championship Game in history.

The game was played in Birmingham's Legion Field in 1992 and 1993 and moved to the Georgia Dome in 1994.

The Championship Game has drawn 22 capacity crowds in its 24-year history. Only 1993 (Birmingham) and 1995 (Atlanta) were not sellouts.

Year	Score	Attendance
1992	Alabama 28, Florida 21	83,091
1993	Florida 28, Alabama 13	76,345
1994	Florida 24, Alabama 23	74,751
1995	Florida 34, Arkansas 3	71,325
1996	Florida 45, Alabama 30	74,132
1997	Tennessee 30, Auburn 29	74,896
1998	Tennessee 24, Miss. State 14	74,795
1999	Alabama 34, Florida 7	71,500
2000	Florida 28, Auburn 6	73,427
2001	LSU 31, Tennessee 20	74,843
2002	Georgia 30, Arkansas 3	74,835
2003	LSU 34, Georgia 13	74,913
2004	Auburn 38, Tennessee 28	74,892
2005	Georgia 34, LSU 14	73,717
2006	Florida 38, Arkansas 28	73,374
2007	LSU 21, Tennessee 14	73,832
2008	Florida 31, Alabama 20	75,892
2009	Alabama 32, Florida 13	75,514
2010	Auburn 56, South Carolina 17	75,802
2011	LSU 42, Georgia 10	74,515
2012	Alabama 32, Georgia 28	75,624
2013	Auburn 59, Missouri 42	75,632
2014	Alabama 42, Missouri 13	73,526
2015	Alabama 29, Florida 15	75,320

2015 SEC FOOTBALL CHAMPIONSHIP GAME

Alabama 29, Florida 15

Dec. 5, 2015 • Georgia Dome (75,320) • Atlanta, Ga.

Florida.....	0 7 0 8 - 15	Record: (10-3,7-1)
Alabama.....	2 10 10 7 - 29	Record: (12-1,7-1)

Scoring Summary:

1st

09:05 UA - TEAM safety, UF 0 - UA 2

2nd

11:53 UF - A. Callaway 85 yd punt return (N. MacInnes kick), UF 7 - UA 2

05:45 UA - Adam Griffith 28 yd field goal, 14-64 6:08, UF 7 - UA 5

02:26 UA - Derrick Henry 2 yd run (Adam Griffith kick), 3-58 1:02, UF 7 - UA 12

3rd

08:04 UA - Adam Griffith 30 yd field goal, 12-65 6:49, UF 7 - UA 15

02:49 UA - A. Stewart 32 yd pass from Jake Coker (Adam Griffith kick), 10-81 4:47, UF 7 - UA 22

4th

08:50 UA - R. Mullaney 9 yd pass from Jake Coker (Adam Griffith kick), 9-57 4:26, UF 7 - UA 29

05:02 UF - C. Worton 46 yd pass from Tr. Harris (Tr. Harris rush), 3-81 0:59, UF 15 - UA 29

Florida Alabama

FIRST DOWNS.....	7	25
RUSHES-YARDS (NET).....	21-15	58-233
PASSING YDS (NET).....	165	204
Passes Att-Comp-Int.....	24-9-1	26-18-0
TOTAL OFFENSE PLAYS-YARDS....	45-180	84-437
Fumble Returns-Yards.....	0-0	0-0
Punt Returns-Yards.....	3-84	8-45
Kickoff Returns-Yards.....	2-44	2-46
Interception Returns-Yards....	0-0	1--1
Punts (Number-Avg).....	9-46.0	6-51.2
Fumbles-Lost.....	1-0	2-1
Penalties-Yards.....	5-51	5-35
Possession Time.....	16:31	43:29
Third-Down Conversions.....	0 of 11	7 of 17
Fourth-Down Conversions.....	0 of 1	1 of 1
Red-Zone Scores-Chances.....	0-0	4-6
Sacks By: Number-Yards.....	2-17	5-36

RUSHING: Florida-Kel. Taylor 7-8; J. Cronkrite 2-8; J. Scarlett 1-3; Tr. Harris 11-minus 4. Alabama-Derrick Henry 44-189; Jake Coker 8-23; Kenyan Drake 4-14; A. Stewart 1-5; Calvin Ridley 1-2.

PASSING: Florida-Tr. Harris 9-24-1-165. Alabama-Jake Coker 18-26-0-204.

RECEIVING: Florida-J. Mcgee 3-43; V. Showers 2-22; A. Callaway 1-46; C. Worton 1-46; D. Goolsby 1-15; Tr. Harris 1-minus 7. Alabama-Calvin Ridley 8-102; A. Stewart 4-64; R. Mullaney 3-22; Kenyan Drake 3-16.

INTERCEPTIONS: Florida-None. Alabama-M. Humphrey 1-minus 1.

FUMBLES: Florida-A. Callaway 1-0. Alabama-Derrick Henry 1-1; Jake Coker 1-0.

MVP: With third-highest rushing total (189 yards) in championship game history Derrick Henry was named the MVP of the championship game. He becomes the fourth running back to take home the game's top honor and third in the last four years. Other Alabama MVPs – Antonio Langham, DB, 1992; Freddie Milons, WR, 1999; Greg McElroy, QB, 2009; Eddie Lacy, RB, 2012; Blake Sims, QB, 2014.

NOTES

- The Crimson Tide became the first team to win back-to-back championship games since Tennessee in 1997 and 1998.
- A Western Division team has now won seven consecutive championship games (Alabama 4, Auburn 2, LSU 1) since Florida won in 2008. The seven straight wins by the Western Division better the Eastern Division's six-game win streak from 1993-98. The Western Division leads the Eastern Division 13-11.
- With 189 yards rushing today, Alabama's Derrick Henry became the first back to rush for more than 100 yards twice in championship game history.
- Alabama limited to Florida to 15 yards rushing which is the second-lowest net rushing total (Auburn rushed for minus-15 vs. Tennessee in 1997). It's the fewest since Alabama was held to 27 yards versus Florida in 1996. Alabama also held Florida without a third down conversion (0-for-11), matching the record set in the 1999 game against the Gators when they went 0-for-9.
- Alabama held Florida to seven first downs which is the second-fewest in the championship game record. Alabama held Florida to six in the 1999 game.

SEC CHAMPIONSHIP GAME HISTORY

Team	App.	Record	Titles
Florida	11	7-4 (.636)	7 (1993, 1994, 1995, 1996, 2000, 2006, 2008)
Alabama	10	6-4 (.600)	6 (1992, 1999, 2009, 2012, 2014, 2015)
Auburn	5	3-2 (.600)	3 (2004, 2010, 2013)
Georgia	5	2-3 (.400)	2 (2002, 2005)
LSU	5	4-1 (.800)	4 (2001, 2003, 2007, 2011)
Tennessee	5	2-3 (.400)	2 (1997, 1998)
Arkansas	3	0-3 (.000)	
Missouri	2	0-2 (.000)	
Mississippi State	1	0-1 (.000)	
South Carolina	1	0-1 (.000)	

2016 SEC Football

2017 SEC FOOTBALL WEEKLY CONFERENCE SCHEDULE

Sept. 2

Alabama vs. Florida State (Atlanta)
Florida A&M at Arkansas (Little Rock)
Georgia Southern at Auburn
Florida vs. Michigan (Arlington)
Appalachian State at Georgia
Kentucky at Southern Mississippi
LSU vs. BYU (Houston)
South Alabama at Ole Miss
Charleston Southern at Mississippi State
Missouri State at Missouri
South Carolina vs. NC State (Charlotte)
Texas A&M at UCLA
Vanderbilt at Middle Tennessee

Sept. 4 (Monday)

Tennessee vs. Georgia Tech (Atlanta)

Sept. 9

Fresno State at Alabama
TCU at Arkansas
Auburn at Clemson
Northern Colorado at Florida
Georgia at Notre Dame
Eastern Kentucky at Kentucky
UT Chattanooga at LSU
UT Martin at Ole Miss
Mississippi State at Louisiana Tech
*South Carolina at Missouri
Indiana State at Tennessee
Nicholls State at Texas A&M
Alabama A&M at Vanderbilt

Sept. 16

Colorado State at Alabama
Mercer at Auburn
*Tennessee at Florida
Samford at Georgia
Ole Miss at California
*LSU at Mississippi State
Purdue at Missouri
*Kentucky at South Carolina
Louisiana-Lafayette at Texas A&M
Kansas State at Vanderbilt

Sept. 23

Arkansas vs. Texas A&M (Arlington)
*Mississippi State at Georgia
*Florida at Kentucky
Syracuse at LSU
*Auburn at Missouri
Louisiana Tech at South Carolina
UMass at Tennessee
*Alabama at Vanderbilt

Sept. 30

*Ole Miss at Alabama
New Mexico State at Arkansas
*Mississippi State at Auburn
*Vanderbilt at Florida
Eastern Michigan at Kentucky
Troy at LSU
*Georgia at Tennessee
*South Carolina at Texas A&M

Oct. 7

*Ole Miss at Auburn
*Missouri at Kentucky
*Florida at LSU
*Arkansas at South Carolina
*Alabama at Texas A&M
*Georgia at Vanderbilt

Oct. 14

*Arkansas at Alabama
*Texas A&M at Florida
*Missouri at Georgia
*Auburn at LSU
*Vanderbilt at Ole Miss
BYU at Mississippi State
*South Carolina at Tennessee

Oct. 21

*Tennessee at Alabama
*Auburn at Arkansas
*LSU at Ole Miss
*Kentucky at Mississippi State
Idaho at Missouri

Oct. 28

*Georgia vs. Florida (Jacksonville)
*Tennessee at Kentucky
*Arkansas at Ole Miss
Missouri at UConn
*Vanderbilt at South Carolina
*Mississippi State at Texas A&M

Nov. 4

*LSU at Alabama
Coastal Carolina at Arkansas
*South Carolina at Georgia
*Ole Miss at Kentucky
UMass at Mississippi State
*Florida at Missouri
Southern Miss at Tennessee
*Auburn at Texas A&M
Western Kentucky at Vanderbilt

Nov. 11

*Georgia at Auburn
*Arkansas at LSU
Louisiana-Lafayette at Ole Miss
*Alabama at Mississippi State
*Tennessee at Missouri
*Florida at South Carolina
New Mexico at Texas A&M
*Kentucky at Vanderbilt

Nov. 18

Mercer at Alabama
*Mississippi State at Arkansas
Louisiana-Monroe at Auburn
UAB at Florida
*Kentucky at Georgia
*Texas A&M at Ole Miss
Wofford at South Carolina
*LSU at Tennessee
*Missouri at Vanderbilt

Nov. 23 (Thursday)

*Ole Miss at Mississippi State

Nov. 25

*Missouri at Arkansas
*Alabama at Auburn
Florida State at Florida
Georgia at Georgia Tech
Louisville at Kentucky
*Texas A&M at LSU
Clemson at South Carolina
*Vanderbilt at Tennessee

Dec. 2

SEC Football Championship (Atlanta)

* SEC Game

Tentative and subject to change

2016 SEC Football

2017 SEC FOOTBALL TEAM-BY-TEAM CONFERENCE SCHEDULE

ALABAMA

Sept. 2 vs. Florida State (Atlanta)
 Sept. 9 FRESNO STATE
 Sept. 16 COLORADO STATE
 Sept. 23 at Vanderbilt
 Sept. 30 OLE MISS
 Oct. 7 at Texas A&M
 Oct. 14 ARKANSAS
 Oct. 21 TENNESSEE
 Oct. 28 Open date
 Nov. 4 LSU
 Nov. 11 at Mississippi State
 Nov. 18 MERCER
 Nov. 25 at Auburn

ARKANSAS

Sept. 2 FLORIDA A&M (Little Rock)
 Sept. 9 TCU
 Sept. 16 Open date
 Sept. 23 vs. Texas A&M (Arlington)
 Sept. 30 NEW MEXICO STATE
 Oct. 7 at South Carolina
 Oct. 14 at Alabama
 Oct. 21 AUBURN
 Oct. 28 at Ole Miss
 Nov. 4 COASTAL CAROLINA
 Nov. 11 at LSU
 Nov. 18 MISSISSIPPI STATE
 Nov. 25 MISSOURI

AUBURN

Sept. 2 GEORGIA SOUTHERN
 Sept. 9 at Clemson
 Sept. 16 MERCER
 Sept. 23 at Missouri
 Sept. 30 MISSISSIPPI STATE
 Oct. 7 OLE MISS
 Oct. 14 at LSU
 Oct. 21 at Arkansas
 Oct. 28 Open date
 Nov. 4 at Texas A&M
 Nov. 11 GEORGIA
 Nov. 18 LOUISIANA-MONROE
 Nov. 25 ALABAMA

FLORIDA

Sept. 2 vs. Michigan (Arlington)
 Sept. 9 NORTHERN COLORADO
 Sept. 16 TENNESSEE
 Sept. 23 at Kentucky
 Sept. 30 VANDERBILT
 Oct. 7 at LSU
 Oct. 14 TEXAS A&M
 Oct. 21 Open date
 Oct. 28 vs. Georgia (Jacksonville)
 Nov. 4 at Missouri
 Nov. 11 at South Carolina
 Nov. 18 UAB
 Nov. 25 FLORIDA STATE

GEORGIA

Sept. 2 APPALACHIAN STATE
 Sept. 9 at Notre Dame
 Sept. 16 SAMFORD
 Sept. 23 MISSISSIPPI STATE
 Sept. 30 at Tennessee
 Oct. 7 at Vanderbilt
 Oct. 14 MISSOURI
 Oct. 21 Open date
 Oct. 28 vs. Florida (Jacksonville)
 Nov. 4 SOUTH CAROLINA

Nov. 11 at Auburn
 Nov. 18 KENTUCKY
 Nov. 25 at Georgia Tech

KENTUCKY

Sept. 2 at Southern Mississippi
 Sept. 9 EASTERN KENTUCKY
 Sept. 16 at South Carolina
 Sept. 23 FLORIDA
 Sept. 30 EASTERN MICHIGAN
 Oct. 7 MISSOURI
 Oct. 14 Open date
 Oct. 21 at Mississippi State
 Oct. 28 TENNESSEE
 Nov. 4 OLE MISS
 Nov. 11 at Vanderbilt
 Nov. 18 at Georgia
 Nov. 25 LOUISVILLE

LSU

Sept. 2 vs. BYU (Houston)
 Sept. 9 UT-CHATTANOOGA
 Sept. 16 at Mississippi State
 Sept. 23 SYRACUSE
 Sept. 30 TROY
 Oct. 7 FLORIDA
 Oct. 14 AUBURN
 Oct. 21 at Ole Miss
 Oct. 28 Open date
 Nov. 4 at Alabama
 Nov. 11 ARKANSAS
 Nov. 18 at Tennessee
 Nov. 25 TEXAS A&M

OLE MISS

Sept. 2 SOUTH ALABAMA
 Sept. 9 UT-MARTIN
 Sept. 16 at California
 Sept. 23 Open date
 Sept. 30 at Alabama
 Oct. 7 at Auburn
 Oct. 14 VANDERBILT
 Oct. 21 LSU
 Oct. 28 ARKANSAS
 Nov. 4 at Kentucky
 Nov. 11 LOUISIANA-LAFAYETTE
 Nov. 18 TEXAS A&M
 Nov. 23 (Thu.) at Mississippi State

MISSISSIPPI STATE

Sept. 2 CHARLESTON SOUTHERN
 Sept. 9 at Louisiana Tech
 Sept. 16 LSU
 Sept. 23 at Georgia
 Sept. 30 at Auburn
 Oct. 7 Open date
 Oct. 14 BYU
 Oct. 21 KENTUCKY
 Oct. 28 at Texas A&M
 Nov. 4 UMASS
 Nov. 11 ALABAMA
 Nov. 18 at Arkansas
 Nov. 23 (Thu.) OLE MISS

MISSOURI

Sept. 2 MISSOURI STATE
 Sept. 9 SOUTH CAROLINA
 Sept. 16 PURDUE
 Sept. 23 AUBURN
 Sept. 30 Open date
 Oct. 7 at Kentucky

Oct. 14 at Georgia
 Oct. 21 IDAHO
 Oct. 28 at UConn
 Nov. 4 FLORIDA
 Nov. 11 TENNESSEE
 Nov. 18 at Vanderbilt
 Nov. 25 at Arkansas

SOUTH CAROLINA

Sept. 2 vs. NC State (Charlotte)
 Sept. 9 at Missouri
 Sept. 16 KENTUCKY
 Sept. 23 LOUISIANA TECH
 Sept. 30 at Texas A&M
 Oct. 7 ARKANSAS
 Oct. 14 at Tennessee
 Oct. 21 Open date
 Oct. 28 VANDERBILT
 Nov. 4 at Georgia
 Nov. 11 FLORIDA
 Nov. 18 WOFFORD
 Nov. 25 CLEMSON

TENNESSEE

Sept. 4 (Mon.) vs. Georgia Tech (Atlanta)
 Sept. 9 INDIANA STATE
 Sept. 16 at Florida
 Sept. 23 UMASS
 Sept. 30 GEORGIA
 Oct. 7 Open date
 Oct. 14 SOUTH CAROLINA
 Oct. 21 at Alabama
 Oct. 28 at Kentucky
 Nov. 4 SOUTHERN MISS
 Nov. 11 at Missouri
 Nov. 18 LSU
 Nov. 25 VANDERBILT

TEXAS A&M

Sept. 2 at UCLA
 Sept. 9 NICHOLLS STATE
 Sept. 16 LOUISIANA-LAFAYETTE
 Sept. 23 vs. Arkansas (Arlington)
 Sept. 30 SOUTH CAROLINA
 Oct. 7 ALABAMA
 Oct. 14 at Florida
 Oct. 21 Open date
 Oct. 28 MISSISSIPPI STATE
 Nov. 4 AUBURN
 Nov. 11 NEW MEXICO
 Nov. 18 at Ole Miss
 Nov. 25 at LSU

VANDERBILT

Sept. 2 at Middle Tennessee
 Sept. 9 ALABAMA A&M
 Sept. 16 KANSAS STATE
 Sept. 23 ALABAMA
 Sept. 30 at Florida
 Oct. 7 GEORGIA
 Oct. 14 at Ole Miss
 Oct. 21 Open date
 Oct. 28 at South Carolina
 Nov. 4 WESTERN KENTUCKY
 Nov. 11 KENTUCKY
 Nov. 18 MISSOURI
 Nov. 25 at Tennessee

Tentative and subject to change



2017 SEC FOOTBALL SCHEDULE

(Tentative and Subject to Change)



Date Team	Sept. 2	Sept. 9	Sept. 16	Sept. 23	Sept. 30	Oct. 7	Oct. 14	Oct. 21	Oct. 28	Nov. 4	Nov. 11	Nov. 18	Nov. 25
ALABAMA	FLORIDA STATE Atlanta	FRESNO STATE Tuscaloosa	COLORADO STATE Tuscaloosa	VANDERBILT Nashville	OLE MISS Tuscaloosa	TEXAS A&M College Station	ARKANSAS Tuscaloosa	TENNESSEE Tuscaloosa	OLE MISS Oxford	LSU Tuscaloosa	MISSISSIPPI STATE Starkville	MERCER Tuscaloosa	AUBURN Auburn
ARKANSAS	FLORIDA A&M Little Rock	TCU Fayetteville		TEXAS A&M Arlington, Texas	NEW MEXICO STATE Fayetteville	SOUTH CAROLINA Columbia	ALABAMA Tuscaloosa	AUBURN Fayetteville	OLE MISS Oxford	COASTAL CAROLINA Fayetteville	LSU Baton Rouge	MISSISSIPPI STATE Fayetteville	MISSOURI Fayetteville
AUBURN	GEORGIA SOUTHERN Auburn	CLEMSON Clemson	MERCER Auburn	MISSOURI Columbia	MISSISSIPPI STATE Auburn	OLE MISS Auburn	LSU Baton Rouge	ARKANSAS Fayetteville	ARKANSAS Fayetteville	TEXAS A&M College Station	GEORGIA AUBURN Auburn	LOUISIANA-MONROE Auburn	ALABAMA Auburn
FLORIDA	MICHIGAN Arlington, Texas	NORTHERN COLORADO Gainesville	TENNESSEE Gainesville	KENTUCKY Lexington	VANDERBILT Gainesville	LSU Baton Rouge	TEXAS A&M Gainesville		GEORGIA Jacksonville	MISSOURI Columbia	SOUTH CAROLINA Columbia	UAB Gainesville	FLORIDA STATE Gainesville
GEORGIA	APPALACHIAN STATE Athens	NOTRE DAME South Bend	SAMFORD Athens	MISSISSIPPI STATE Athens	TENNESSEE Knoxville	VANDERBILT Nashville	MISSOURI Athens		FLORIDA Jacksonville	SOUTH CAROLINA Athens	AUBURN Auburn	KENTUCKY Athens	GEORGIA TECH Atlanta
KENTUCKY	SOUTHERN MISS Hattiesburg	EASTERN KENTUCKY Lexington	SOUTH CAROLINA Columbia	FLORIDA Lexington	EASTERN MICHIGAN Lexington	MISSOURI Lexington		MISSISSIPPI STATE Starkville	TENNESSEE Lexington	OLE MISS Lexington	VANDERBILT Nashville	GEORGIA Athens	LOUISVILLE Lexington
LSU	BYU Houston	CHATTANOOGA Baton Rouge	MISSISSIPPI STATE Starkville	SYRACUSE Baton Rouge	TROY Baton Rouge	FLORIDA Baton Rouge	AUBURN Baton Rouge	OLE MISS Oxford	TENNESSEE Lexington	ALABAMA Tuscaloosa	ARKANSAS Baton Rouge	TENNESSEE Knoxville	TEXAS A&M Baton Rouge
OLE MISS	SOUTH ALABAMA Oxford	UT MARTIN Oxford	CALIFORNIA Berkeley		ALABAMA Tuscaloosa	AUBURN Auburn	VANDERBILT Oxford	LSU Oxford	ARKANSAS Oxford	KENTUCKY Lexington	LOUISIANA-LAFAYETTE Oxford	TEXAS A&M Oxford	MISSISSIPPI STATE Starkville (Nov. 23)
MISSISSIPPI STATE	CHARLESTON SOUTHERN Starkville	LOUISIANA TECH Ruston	LSU Starkville	GEORGIA Athens	AUBURN Auburn		BYU Starkville	KENTUCKY Starkville	TEXAS A&M College Station	UMASS Starkville	ALABAMA Starkville	ARKANSAS Fayetteville	OLE MISS Starkville (Nov. 23)
MISSOURI	MISSOURI STATE Columbia	SOUTH CAROLINA Columbia, Mo.	PURDUE Columbia	AUBURN Columbia		KENTUCKY Lexington	GEORGIA Athens	IDAHO Columbia	UCONN Hartford	FLORIDA Columbia	TENNESSEE Columbia	VANDERBILT Nashville	ARKANSAS Fayetteville
SOUTH CAROLINA	NC STATE Charlotte	MISSOURI Columbia, Mo.	KENTUCKY Columbia	LOUISIANA TECH Columbia	TEXAS A&M College Station	ARKANSAS Columbia	TENNESSEE Knoxville		VANDERBILT Columbia	GEORGIA Athens	FLORIDA Columbia	WOFFORD Columbia	CLEMSON Columbia
TENNESSEE	GEORGIA TECH Atlanta (Sept. 4)	INDIANA STATE Knoxville	FLORIDA Gainesville	UMASS Knoxville	GEORGIA Knoxville		SOUTH CAROLINA Knoxville	ALABAMA Tuscaloosa	KENTUCKY Lexington	SOUTHERN MISS Knoxville	MISSOURI Columbia	LSU Knoxville	VANDERBILT Knoxville
TEXAS A&M	UCLA Los Angeles	NICHOLS College Station	LOUISIANA-LAFAYETTE College Station	ARKANSAS Arlington, Texas	SOUTH CAROLINA College Station	ALABAMA College Station	FLORIDA Gainesville		MISSISSIPPI STATE College Station	AUBURN College Station	NEW MEXICO College Station	OLE MISS Oxford	LSU Baton Rouge
VANDERBILT	MIDDLE TENNESSEE Murfreesboro	ALABAMA A&M Nashville	KANSAS STATE Nashville	ALABAMA Nashville	FLORIDA Gainesville	GEORGIA Nashville	OLE MISS Oxford		SOUTH CAROLINA Columbia	WESTERN KENTUCKY Nashville	KENTUCKY Nashville	MISSOURI Nashville	TENNESSEE Knoxville

2017 SEC CHAMPIONSHIP GAME • DECEMBER 2 • MERCEDES-BENZ STADIUM • ATLANTA, GA.

THIS IS THE SOUTHEASTERN CONFERENCE

• Since its formation in 1933, the SEC has directed and organized interscholastic athletic competitions, conducted tournaments and prescribed eligibility rules for student-athletes. The Conference also facilitates and assists its member institutions in maintaining intercollegiate athletic programs compatible with the highest standards of education and competitive sports.

• The Southeastern Conference crowns champions in 21 sports - 12 women's sports and nine men's sports. They include baseball, men's and women's basketball, men's and women's cross country, equestrian, football, men's and women's golf, gymnastics, soccer, softball, men's and women's swimming and diving, men's and women's tennis, men's and women's indoor and outdoor track and field, and volleyball.

• In the fall of 2012, the University of Missouri and Texas A&M University became the 13th and 14th members of the Southeastern Conference. It marked the first expansion for the SEC since 1991 and the second-ever increase for the league since its founding in 1933.

• The SEC's mission statement reflects the priorities of the league. "The purpose of the Southeastern Conference is to assist its member institutions in the maintenance of programs of intercollegiate athletics which are compatible with the highest standards of education and competitive sports."

• The Southeastern Conference began to develop a database of minority football coaches in NCAA Football Bowl Subdivision and the NCAA Football Championship Subdivision in 2002. The SEC begins the 2016 football season with two minority head football coaches - Derek Mason (Vanderbilt) and Kevin Sumlin (Texas A&M).

ACADEMIC ACHIEVEMENTS

• The Southeastern Conference had 49 Capital One Academic All-Americans in 2015-16. The league had 24 student-athletes earn first-team honors. The Capital One Academic All-America Teams are voted on by the College Sports Information Directors of America (CoSIDA). The 49 student-athletes represent 12 of the SEC 14 schools while 10 schools had at least one person on the first-team. Since 2003, the SEC has had 305 student-athletes earn first-team Capital One Academic All-America status.

• The 24 SEC student-athletes who earned Capital One Academic All-America first-team status in 2015-16 were: Alabama's Sierra Wilson (volleyball), Anton McKee (men's swimming and diving), Connor Oslin (men's swimming and diving), Haylie McCleney (softball), Lauren Beers (gymnastics) and Alex Gholston (women's track and field/cross country); Arkansas' Jarriion Lawson (men's track and field/cross country), Andrew Pisechko (men's track and field/cross country) and Taylor Ellis-Watson (women's track and field/cross country); Auburn's Casie Ramsier (soccer) and Kasey Cooper (softball); Florida's Kayli Kvistad (softball) and Robin Reynolds (women's track and field/cross country); Georgia's Ty Stewart (men's swimming and diving), Leontia Kallenou (women's track and field/cross country) and Keturah Orji (women's swimming and diving); Kentucky's Landon Foster (football), Morgan Bergren (volleyball) and Danielle Galyer (swimming); Mississippi State's Rishab Agarwal (men's tennis); Missouri's Emily Crane (softball); Tennessee's Faith Johnson (women's swimming and diving) and Chelsea Blaise (women's track and field/cross country); and Texas A&M's Sarah Gibson (women's swimming and diving).

• Alabama softball player Haylie McCleney was named the Capital One Academic All-American of the Year in her sport for the second consecutive year in 2015-16. Alabama's Anton McKee and Lauren Beers were selected as the 2016 CoSIDA Academic All-Americans® of the Year for the Division I Men's and Women's At-Large programs, respectively

• The Southeastern Conference had 18 of its student-athletes earn NCAA Postgraduate Scholarships in 2015-16. The scholarships are awarded to student-athletes who excel academically and athletically and who are at least in their final year of intercollegiate athletic competition. The SEC NCAA Postgraduate Scholarship recipients are: Lauren Beers, Alabama (gymnastics); Morgan Bergren, Kentucky (volleyball); Amanda Carner, Tennessee (women's swimming and diving); Hali Flickinger, Georgia (women's swimming and diving); Landon Foster, Kentucky (football); Erin Gabriel, Tennessee (softball); Katelyn Greenleaf, Alabama (women's cross country); Cornelia Griesche, Mississippi State (women's outdoor track and field); Faith Johnson (women's swimming and diving); Rhys Johnson, Vanderbilt (men's tennis); Colleen Konetzke, Texas A&M (women's swimming and diving); Jennifer Madu, Texas A&M (women's outdoor track and field); Brandon McBride, Mississippi State (men's outdoor track and field); Brianna Morgan, Florida (women's tennis); Emily Peterson, Texas A&M (soccer); Erika Rucker, South Carolina (women's outdoor track and field); Ty Stewart, Georgia (men's swimming and diving); and Sierra Wilson, Alabama (volleyball).

• The SEC was represented on the list of the NCAA Today's Top 10 winners. Kentucky's Kendra Harrison (women's track and field) was chosen as a recipient. The award recognizes 10 current student-athletes who will have completed their athletics eligibility for their successes on the fields and courts, in the classroom and in the community, and the SEC has had three winners in the last two years.

• The SEC also had six student-athletes earn the NCAA Elite 90 award, which is given to the student-athlete with the highest cumulative GPA at the finals site for each of the NCAA championships. The 2015-16 SEC recipients were: Rishab Agarwal, Mississippi State (men's tennis); Lauren Beers, Alabama (gymnastics); Kasey Cooper, Auburn (softball); Danielle Galyer, Kentucky (women's swimming and diving); Christian Heymsfield, Arkansas (men's cross country); and Aldila Sutjiadi, Kentucky (women's tennis).

• The SEC has had eight student-athletes win the William V. Campbell Trophy given by the National Football Foundation. Since the inaugural award in 1990, the SEC has had more recipients than any other conference. The award, nicknamed the "Academic Heisman" goes to college football's top scholar-athlete. In 2012, Alabama's Barrett Jones was the SEC's eighth recipient of the trophy. In 2009, Florida's Tim Tebow won the honor. LSU's Rudy Niswanger won the honor in 2005, Tennessee's Michael Munoz claimed the award in 2004, Matt Stinchcomb of Georgia in 1998, Tennessee's Peyton Manning in 1997, Florida's Danny Wuerffel in 1996 and Brad Culpepper of Florida in 1991 was the league's first recipient.

• More than 3,700 student-athletes were named to the SEC Academic Honor Roll in 2015-16. Members of the SEC Academic Honor Roll must have a 3.0 grade point average for either the previous academic year or his/her academic career at the SEC institution.

FOR THE STUDENT-ATHLETE

• Ole Miss Forrest Gamble of the men's golf team and Alabama's Haylie McCleney of the softball team were named recipients of the 2015-16 H. Boyd McWhorter Southeastern Conference Scholar-Athletes of the Year Awards. The McWhorter Scholar-Athlete Award is the highest honor a student-athlete can receive in the SEC. Each McWhorter Scholar-Athlete Award recipient receives a \$15,000 postgraduate scholarship, while 26 other finalists for the award receive a \$7,500 post-graduate scholarship.

• Texas A&M men's track and field athlete Wade Karam and Alabama gymnast Lauren Beers were named recipients of the 2015-16 Brad Davis SEC Community Service Post-Graduate Scholarship. Each Community Service Leader of the Year receives a \$10,000 post-graduate scholarship while 26 other finalists for the award receive a \$5,000 post-graduate scholarship.

• The SEC was the first conference in the nation to assemble a Student-Athlete Advisory Committee. Two representatives from each of the SEC member schools are selected to serve on the committee which meets twice a year to discuss issues of concern to the student-athlete.

• In May 2016, the SEC introduced new Student-Athlete Leadership Councils in the sports of Football and Men's and Women's Basketball in which, in addition to the Conference's longstanding Student-Athlete Advisory Council, provide student-athletes with additional opportunities to engage with campus leaders and Conference office staff.

• One of Greg Sankey's early actions as commissioner was to create a new position in the SEC office for a Director of Student-Athlete Engagement, with the focus on creating opportunities for current and former SEC student-athletes to participate in Conference leadership and prepare for life after their intercollegiate athletics participation concludes.

COMPLIANCE AND EDUCATION

• The 2004 SEC Task Force Committee on Compliance and Enforcement's report of recommendations represents an important step in establishing a new standard of compliance excellence within the Southeastern Conference. Among the recommendations included in this report is how institutions will handle reports of allegations, strengthening the relationship between the league's institutions and the conference office, developing new orientation programs and establishing an annual review of compliance issues.

• The SEC conducts a New Coaches Orientation Program three times a year, which supplements institutional orientation programs and enhance the professional development of coaches. Topics of discussion range from the role of the SEC and NCAA to the role of athletics in higher education.

THIS IS THE SOUTHEASTERN CONFERENCE

SPORTSMANSHIP

• The SEC has implemented sportsmanship policies meant to strengthen the league's commitment to these principles. The league also developed a sportsmanship statement for its institutions to follow. It states:

"Coaches and student-athletes of a member institution, as well as individuals employed by or associated with that institution, including alumni, fans, patrons and boosters, shall conduct themselves with honesty and good sportsmanship. Their behavior shall at all times reflect the high standards of honor and dignity that characterize participation in the collegiate setting.

"For intercollegiate athletics to promote the character development of participants, to enhance the integrity of higher education and to promote civility in society, coaches, student-athletes and all others associated with these athletics programs and events should adhere to such fundamental values as respect, fairness, civility, honesty and responsibility. These values should be manifested not only in athletics participation but also in the broad spectrum of activities affecting the athletics program.

"It is the responsibility of each member institution to establish policies for sportsmanship and ethical conduct in intercollegiate athletics consistent with the educational mission and goals of the institution. Furthermore, member institutions are responsible for educating on a continuing basis all constituencies about these policies."

• The SEC has an annual Sportsmanship Award that will be awarded to one male and one female student-athlete. Voted on by the league's athletics directors, the award honors student-athletes who, through their actions in the competitive arena of intercollegiate athletics, have demonstrated one or more of the ideals of sportsmanship, including fairness, civility, honesty, unselfishness, respect and responsibility. The recipients of the 2015-16 award were LSU football player Leonard Fournette, Florida women's track and field athlete Lloydricia Cameron and the Kentucky volleyball team and support staff.

IN THE COMMUNITY

• The SEC and its member institutions have partnered with the 11-state Special Olympics organizations in the SEC region. The relationship is featured on public service announcements aired on SEC telecasts, and Special Olympics participate in the Dr Pepper SEC FanFare, held in conjunction with the SEC Football and Basketball Championships.

• The SEC and its corporate sponsors host youth clinics each year in conjunction with several conference events, including the football championship game, the men's basketball tournament, the baseball tournament and the soccer tournament. These clinics provide children from host cities the opportunity to receive instruction from SEC and other area coaches.

• The SEC selects a Community Service Team in each of its 21 sports. The Community Service Team features a representative from each institution who has shown a commitment to community service.

• Jeb Blazevich (Georgia) and Oren Burks (Vanderbilt) were named to the 2016 Allstate AFCA Good Works Team®, one of the most coveted off-the-field honors in college football. The Good Works Team® award is celebrating 25 years of recognizing college football players who dedicate their time to bettering the community and the lives of others.

SEC NATIONAL CHAMPIONSHIPS HISTORY

• The Southeastern Conference won five national championships in 2015-16: Football (Alabama); Equestrian (Auburn); Women's Swimming and Diving (Georgia); Men's Outdoor Track and Field (Florida) and Women's Outdoor Track and Field (Arkansas). The SEC also had national runners-up in six sports: Gymnastics (LSU); Softball (Auburn); Men's Indoor Track and Field (Arkansas); Women's Indoor Track and Field (Arkansas); and Men's Outdoor Track and Field (Arkansas).

• The SEC became the first conference in history to win the national football championship (Florida), the national women's basketball championship (Tennessee) and the national men's basketball championship (Florida) in the same year (2006-07 academic year).

• In its history, the SEC has won 222 national championships, 123 men's and 98 women's titles. Since 2000, the SEC has won 106 national crowns, including 51 men's titles and 54 women's titles.

• In the "big three" men's sports – football, basketball and baseball, the SEC has won 15 national championships during the last 10 academic years. The league has won eight of the last 10 football national championships.

• Since 2006, the SEC has had a national champion in 17 of its 21 sponsored sports – football, men's basketball, baseball, men's indoor track & field, men's outdoor track & field, women's indoor track & field, women's outdoor track & field, women's swimming & diving, gymnastics, women's tennis, men's tennis, men's swimming & diving, equestrian, men's golf, women's golf, softball and women's basketball.

FOR THE FANS

• For the 34th consecutive season, the SEC recorded the largest total football attendance of any conference in the country. The league has led in average attendance during the last 18 consecutive seasons. More than 7.8 million fans attended SEC football games in 2015 while stadiums were filled to 100 percent of capacity.

• The SEC had nearly 2.6 million fans attend its home basketball games during the 2015-16 season. In 233 home contests, SEC teams averaged 11,148 fans per game. Kentucky was first nationally in attendance, averaging 23,362 fans per contest.

• Year after year, the SEC is the leader in college baseball attendance. In 2016, for the sixth consecutive year, the SEC's institutions drew more than 2 million fans, with a nation-leading attendance total of more than 2.4 million fans. The SEC averaged more than 5,000 fans per game (5,076) in 2016. The SEC and its member schools own virtually all regular season, conference tournament, NCAA Regional and Super Regional attendance records.

SECU - COMMITMENT TO THE UNIVERSITY ACADEMIC MISSION

• Using its SECU academic initiative, the Southeastern Conference sponsors, supports and promotes collaborative higher education programs and activities involving administrators, faculty and students at its member universities. SECU is led by the president or chancellor of each SEC university and is managed by the chief academic officer (i.e., provost).

• The goals of the SECU initiative include highlighting the endeavors and achievements of SEC faculty and universities; advancing the merit and reputation of SEC universities outside of the traditional SEC region; identifying and preparing future leaders for high-level service in academia; increasing the amount and type of education abroad opportunities available to SEC students; and providing opportunities for collaboration among SEC university personnel.

• The SEC Academic Collaboration Award is intended to expand student-focused collaboration among SEC universities. It is awarded annually to one SEC institution to support joint activities involving all other SEC universities.

• The SEC Academic Leadership Development Program seeks to identify, prepare and advance academic leaders for roles within SEC institutions and beyond. It has two components, a university-level program and two, three-day, SEC-wide workshops held on specified campuses for all participants.

• The SEC College Tour occurs twice annually, once in the fall and once in the spring, and administrators from all SEC universities participate in events intended to introduce SEC universities to students, parents and high school counselors from outside of the southeast region.

• The SEC Faculty Achievement and Professor of the Year Awards recognize faculty with outstanding records in research and scholarship. There is one winner per campus and one overall winner for the SEC.

• The SEC Faculty Travel Program is intended to enhance collaboration that stimulates scholarly initiatives between SEC universities. The program offers faculty from each SEC university the opportunity to travel to other SEC universities to develop grant proposals and conduct research.

• The SEC MBA Case Competition is held on one SEC campus and features teams of four SEC students who compete to showcase their skills at solving simulated, real-world problems that cover the spectrum of business disciplines.

• The Conference's international/education abroad focus includes the SEC Cooperative Education Abroad Agreement, which provides opportunities for students from all SEC universities to access international programs offered at other SEC universities; the Dr Pepper Education Abroad Awards, which provide scholarship-type funding from longtime SEC corporate sponsor Dr Pepper to under-represented study abroad students; and the engineering exchange program, which enables Italian engineering students from the Politecnico di Torino (PdT) to enroll at SEC universities each fall, and SEC students to study there the following spring.



COLLEGE FOOTBALL PLAYOFF

Every Game Counts

The playoff preserves the excitement and significance of college football's unique regular season where every game counts.

Four Teams

The selection committee ranks the teams based on championships won, strength of schedule, head-to-head results, comparison of results against common opponents and other factors.

Two Games

The New Year's holiday belongs to college football, with two semifinal games and four other top bowl games continuing a wonderful tradition.

One Goal

The two teams winning the playoff semifinals compete for the national championship. That game is in a different city each year, always on a Monday night.

Universal Access

Every FBS team has equal access to the College Football Playoff based on its performance. No team automatically qualifies.

More Revenue

The format increases revenue for all conferences and independent institutions.

Governance

University presidents and chancellors from all 10 FBS conferences and Notre Dame serve on the CFP Board of Managers and govern the administrative operations, with commissioners (the Management Committee) managing the event. A small staff in the playoff office in Irving, Texas, carries out the detailed responsibilities.

Selection Committee

A talented group of high-integrity individuals with experience as coaches, student-athletes, college administrators and journalists, along with sitting athletics directors, comprise the selection committee. Members of the committee are: Kirby Hocutt (chair), Barry Alvarez, Jeff Bower, Lloyd Carr, Herb Deromedi, Tom Jernstedt, Bobby Johnson, Jeff Long, Rob Mullens, Dan Radakovich, Condoleezza Rice, Steve Wieberg and Tyrone Willingham.

www.collegefootballplayoff.com  [/CollegeFootballPlayoff](https://www.facebook.com/CollegeFootballPlayoff)  [@cfbplayoff](https://twitter.com/cfbplayoff)  [@cfbplayoff](https://www.instagram.com/cfbplayoff) [#CFBPlayoff](https://www.instagram.com/cfbplayoff)



Selection Committee Responsibilities








- Rank the top 25 teams and assign the top four to semifinals sites.
- Assign teams to New Year's bowls.
 - Create competitive matchups.
 - Attempt to avoid rematches of regular-season games and repeat appearances in specific bowls.
 - Consider geography.

Participants in the New Year's Bowls

Both participants in the Orange, Rose and Sugar Bowls are contracted outside the playoff arrangement (Big Ten and Pac-12 to Rose Bowl; SEC and Big 12 to Sugar Bowl; ACC to Orange Bowl against the highest ranked available team from the SEC, Big Ten and Notre Dame). If a conference champion qualifies for the playoff, then the bowl will choose a replacement from that conference. When those bowls host the semifinals and their contracted conference champions do not qualify, then the displaced champion(s) will play in one of the other New Year's bowls.

When not hosting semifinals, the Cotton, Fiesta and Peach Bowls will welcome displaced conference champions and the top-ranked champion from a non-contract conference. The highest-ranked available teams will fill any other berths. The selection committee will make the pairings.

SCHEDULE

							
2016-17	SEMIFINAL (Dec. 31)	SEMIFINAL (Dec. 31)	SUGAR (Jan. 2)	ROSE (Jan. 2)	ORANGE (Dec. 30)	COTTON (Jan. 2)	TAMPA BAY (Jan. 9)
2017-18	PEACH (Jan. 1)	FIESTA (Dec. 30)	SEMIFINAL (Jan. 1)	SEMIFINAL (Jan. 1)	ORANGE (Dec. 30)	COTTON (Dec. 30)	ATLANTA (Jan. 8)
2018-19	PEACH (Dec. 31)	FIESTA (Jan. 1)	SUGAR (Jan. 1)	ROSE (Jan. 1)	SEMIFINAL (Dec. 31)	SEMIFINAL (Dec. 31)	BAY AREA (Jan. 7)
2019-20	SEMIFINAL (Dec. 31)	SEMIFINAL (Dec. 31)	SUGAR (Jan. 1)	ROSE (Jan. 1)	ORANGE (Jan. 1)	COTTON (Dec. 31)	NEW ORLEANS (Jan. 13)

2016 - 2017



FBA Schedule

Date	Time [ET]	Game	Network
Sat, Dec 17	2:00 p.m.	Gildan New Mexico Bowl	ESPN
	3:30 p.m.	Las Vegas Bowl	ABC
	5:30 p.m.	Raycom Media Camellia Bowl	ESPN
	5:30 p.m.	AutoNation Cure Bowl	CBS
	9:00 p.m.	R+L Carriers New Orleans Bowl	ESPN
Mon, Dec 19	2:30 p.m.	Miami Beach Bowl	ESPN
Tues, Dec 20	7:00 p.m.	Marmot Boca Raton Bowl	ESPN
Wed, Dec 21	9:00 p.m.	SDCCU Poinsettia Bowl	ESPN
Thurs, Dec 22	7:00 p.m.	Famous Idaho Potato Bowl	ESPN
Fri, Dec 23	1:00 p.m.	Popeyes Bahamas Bowl	ESPN
	4:30 p.m.	Lockheed Martin Armed Forces Bowl	ESPN
	8:00 p.m.	GoDaddy Bowl	ESPN
Sat, Dec 24	8:00 p.m.	Hawaii Bowl	ESPN
Mon, Dec 26	11:00 a.m.	St. Petersburg Bowl	ESPN
	2:30 p.m.	Quick Lane Bowl	ESPN
	5:00 p.m.	Camping World Independence Bowl	ESPN2
Tues, Dec 27	12:00 p.m.	Zaxby's Heart of Dallas Bowl	ESPN
	3:30 p.m.	Military Bowl Presented by Northrop Grumman	ESPN
	7:00 p.m.	Holiday Bowl	ESPN
	10:15 p.m.	Cactus Bowl	ESPN
Wed, Dec 28	2:00 p.m.	New Era Pinstripe Bowl	ESPN
	5:30 p.m.	Russell Athletic Bowl	ESPN
	8:30 p.m.	Foster Farms Bowl	FOX
	9:00 p.m.	AdvoCare V100 Texas Bowl	ESPN
Thurs, Dec 29	2:00 p.m.	Birmingham Bowl	ESPN
	5:30 p.m.	Belk Bowl	ESPN
	9:00 p.m.	Valero Alamo Bowl	ESPN
Fri, Dec 30	12:00 p.m.	AutoZone Liberty Bowl	ESPN
	2:00 p.m.	Hyundai Sun Bowl	CBS
	TBA	Nova Home Loans Arizona Bowl	TBA
	3:30 p.m.	Franklin American Mortgage Music City Bowl	ESPN
	8:00 p.m.	Capital One Orange Bowl	ESPN
Sat, Dec 31	11:00 a.m.	Buffalo Wild Wings Citrus Bowl	ABC
	11:00 a.m.	TaxSlayer Bowl	ESPN
	3 p.m. or 7 p.m.	CFP Semifinal at the Chick-fil-A Peach Bowl	ESPN
	3 p.m. or 7 p.m.	CFP Semifinal at the Fiesta Bowl	ESPN
Mon, Jan 2	1:00 p.m.	Outback Bowl	ABC
	1:00 p.m.	Goodyear Cotton Bowl Classic	ESPN
	5:00 p.m.	Rose Bowl Game Presented by Northwestern Mutual	ESPN
	8:30 p.m.	Allstate Sugar Bowl	ESPN
Mon, Jan 9	8:30 p.m.	CFP National Championship	ESPN