

# 2015-16 VANDERBILT WOMEN'S BASKETBALL

VUCOMMODORES.COM  @VANDYWBB



# 2015-16 COMMODORES



**1** Rebekah DAHLGREN



**3** Rachel BELL



**12** Myka DANCY



**15** Jasmine JENKINS



**22** Marqu'es WEBB



**23** Minta SPEARS



**24** Kristen GAFFNEY



**25** Morgan BATEY



**33** Christa REED



**35** Kendall SHAW



**41** Miaya SEAWRIGHT



**44** Rayte'a LONG



HEAD COACH  
**MELANIE BALCOMB**

- ★ Vanderbilt WBB all-time wins leader
- ★ 12 straight NCAA Tournaments at VU (2003-2014)
- ★ Three SEC Tournament titles
- ★ 455-239 career coaching record
- ★ 10-2 record in NCAA 1st Round at Vanderbilt
- ★ Four Sweet 16 appearances
- ★ Nine WNBA Draft picks since 2003
- ★ 100 percent graduation rate





# TABLE OF CONTENTS

## Media Information

- 2.....Vanderbilt Athletic Communications
- 3..... Covering the Commodores

## Season Outlook

- 4..... Roster
- 5..... Quick Facts
- 6-7 ..... Season Preview

## Player Information (Listed By Jersey Number)

- 8..... Rebekah Dahlman
- 9..... Rachel Bell
- 10..... Jasmine Jenkins
- 11..... Marqu'es Webb
- 12..... Kristen Gaffney
- 13..... Morgan Batey
- 14..... Christa Reed
- 15..... Kendall Shaw
- 16..... Rayte'a Long
- 17-18..... Newcomers
- 19..... Get to know the Commodores

## Coaching Staff & Vanderbilt Administration

- 20-23..... Head Coach Melanie Balcomb
- 24..... Kim Rosamond/Ashley Earley
- 25..... Wendale Farrow/Jon Erickson/George MacLellan
- 26..... Support Staff
- 27..... Head Coaching History
- 28..... Chancellor Nicholas Zeppos
- 29..... Athletics Director David Williams

## 2014-15 Season Review

- 30..... Season Results
- 31 ..... Season Recap
- 32-37 ..... Season Stats
- 38-39..... Departed Players
- 40-50..... Game Capsules
- 51..... Final SEC Standings

## Program History

- 52..... Year-by-Year Results
- 53..... In the Polls

## Postseason History

- 54-55..... SEC Tournament
- 56-58..... NCAA Tournament

## Memorial Gym

- 59..... Year-by-Year Home Record / Attendance

## History & Records

- 60-61 ..... All-Time Roster
- 62-66 ..... 1,000-Point Club
- 67..... All-Time Assistant Coaches/WNBA Draft
- 68-70..... Honors and Awards
- 71..... Annual Stats
- 72..... Yearly Leaders
- 73..... All-Americans
- 74-83..... Team Records
- 84-96..... Individual and Yearly Results
- 97-107..... Series Results

### Editorial Credits

The Vanderbilt women's basketball fact book was produced by the Vanderbilt athletic communications office.

Writing & Design: David Dawson, Ryan Schulz and Vanderbilt Creative Services

Contributors: Brandon Barca, Andy Boggs, Larry Leathers, Kyle Parkinson, Chris Weinman, Rod Williamson and past women's basketball SIDs.

Photography: Daniel Dubois, Steve Green, Joe Howell, John Russell, Todd van Ernst and many unidentifiable photographers.

Printing: Pollock Printing





# MEDIA INFORMATION

The Vanderbilt Athletic Communications office welcomes your interest in the Vanderbilt women's basketball program. We will make every effort to meet your needs throughout the season. Following is information and guidelines to help you during the season and allow our coaches and players to adhere to their schedules.

### Credentials

The Vanderbilt Athletic Communications office issues season media credentials to authorized full-time or specified representatives of media outlets who cover Vanderbilt basketball on a regular basis. Single-game credentials also will be available for media who cover the team less frequently, should space allow. Please e-mail credential requests to the attention of women's basketball contact, David Dawson. Vanderbilt Communications reserves the right to confirm employment by a media outlet. Season credentials are issued jointly for men's and women's basketball.

### Credential Pick-Up

Credentials are available for pick-up at Media Will Call located near the playing floor at Memorial Gymnasium. Those media wishing to access Media Will Call should enter the service tunnel located at the end of Lot 71 behind the outfield wall of Vanderbilt's Hawkins Field baseball stadium. Proceed through the tunnel until you arrive at the Media Will Call table. If enough advance notice is given, credentials can be mailed or sent via next-day carrier at the expense of the media organization making the request.

### Media Parking

Media parking is located inside the 25th Avenue Garage located at the southeast corner of 25th Avenue and Jess Neely Drive. After parking, please enter Memorial Gymnasium through the service tunnel entrance located at the end of Lot 71 behind the outfield wall of Vanderbilt's Hawkins Field baseball stadium. Vehicles parked in Lot 71 without the proper parking pass will be towed.

### Media Seating

Media covering Vanderbilt basketball games are seated at various locations inside Memorial Gymnasium. A select number of seats are available on the floor, usually reserved for Nashville beatwriters and radio crews from both schools. An additional 20 seats are available inside Suite 5 located on the northside concourse (above Section C), reserved for media following the visiting team and Nashville radio and television media.

### Media Workroom

Memorial Gymnasium's media workroom is located in the northeast corner of the facility, nearest the opponents' bench. This room will serve as a place for pre-game meals as well as an area for the media to work after the game. The room is equipped with telephone and data lines, as well as wireless internet. For access to wireless internet, please see a member of the communications staff.

### General Communications Possibilities

Wireless internet is available in all seating areas at Memorial Gym, in addition to a very limited number of data ports. For access to the wireless network, see a member of the communications staff. For data lines, it is recommended you request access in advance from David Dawson. Visiting radio stations are provided with the option of a phone line or ISDN line, in accordance with Southeastern Conference policy. Visiting radios in need of a data line should contact David Dawson at least 24 hours in advance of the game.

### Postgame Interview Format

For non-conference games, Head Coach Melanie Balcomb and two-to-three requested Vanderbilt players will be made available in the media interview room, located down the hall from the work room. Media wishing to speak with coaches or players from the visiting team may coordinate with that institution's sports information representative. For SEC games, in accordance with league policy, the visiting coach will be made available first in the media interview room, followed by the Vanderbilt coach and players. Visiting player requests can be made with that team's sports information representative. Specific player requests for Vanderbilt can be made with David Dawson no later than the final media time out in regulation.

## ATHLETIC COMMUNICATIONS STAFF



**David Dawson**  
Assistant Director  
Women's Basketball  
Track & Field



**Rod Williamson**  
Athletic Communications  
Director




**Brandon Barca**  
Associate Director  
Digital Strategies



**Andy Boggs**  
Assistant Director  
Men's Basketball  
Men's & Women's Golf



**Robynn Candish**  
Administrative Assistant



**Larry Leathers**  
Assistant Director  
Football



**Kyle Parkinson**  
Assistant Director  
Baseball



**Dana Reynolds**  
Social Media  
Coordinator



**Ryan Schulz**  
Assistant Athletic  
Director  
Communications



**Catherine Hilley**  
Intern  
Soccer, M&W Tennis  
Swimming

## DIRECTORY

Office: (615) 322-4121 • Fax: (615) 343-7064  
Basketball Press Row: (615) 320-0436

Staff	Phone (615)	Email (@vanderbilt.edu)
David Dawson	(office) 343-5823 (cell) (404) 788-5016	david.dawson
Brandon Barca	322-1012	brandon.barca
Andy Boggs	343-1847	andy.boggs
Robynn Candish	322-4142	robynn.candish
Larry Leathers	343-6437	larry.leathers
Kyle Parkinson	343-0020	kyle.parkinson
Dana Reynolds	322-8797	dana.j.reynolds
Ryan Schulz	343-4396	ryan.schulz
Katherine Hilley	322-8757	katherine.hilley
Rod Williamson	322-4051	rod.williamson

## MAILING ADDRESS

2601 Jess Neely Drive  
Nashville, TN 37212



# MEDIA INFORMATION

## Road Interview Policy

In accordance with SEC policy, visiting coaches will be made to available to the media within a designated window following the game. The location is at the discretion of the host's sports information staff. Vanderbilt players can be made available through David Dawson, with a location also at the discretion of the home sports information staff.

## Visiting Radio

In accordance with Southeastern Conference policy, a traditional phone line and ISDN line are available to the visiting school's official radio network. Any additional radio broadcasts (including student radio) or any needs beyond phone line or ISDN line (such as data line) should contact David Dawson at least 24 hours in advance of the contest.

## General Media Policies

### Interviewing the Commodores

It is the policy of Vanderbilt Athletics to coordinate all interviews with coaches and student-athletes through the communications department. Please contact David Dawson at least 24 hours in advance of any needs.

### Practice Coverage

Vanderbilt players and coaches are available for interviews prior to practices on designated days. Practice schedules are sent via e-mail to media multiple times each week during the season to help facilitate coverage. Contact David Dawson if you wish to receive these updates. Player interviews typically begin 45 minutes before practice at Memorial Gymnasium. Interviews with Coach Balcomb follow. Media are typically allowed to attend practices, but must receive permission in advance. Gameday walk-throughs are closed to the media at both Memorial Gymnasium and all road venues.

### www.VUCommodores.com

The official web site of Vanderbilt Student Athletics has all of your information needs. Pregame notes, including updated statistics, can be easily downloaded in PDF format. Following each contest is a game summary, boxscore, and postgame notes and quotes.

### Vanderbilt Games on the Radio and Internet

Vanderbilt basketball can be heard live on WNSR-AM 560 AND WNSR-FM 95.9. Selected games will also be carried on networks of affiliate stations across the mid-state area. Charlie Mattos returns for his 19th year as the voice of the Commodores. All games will be streamed and archived on the internet at the Commodores' official web site, vucommodores.com. You can also keep up with the Commodores on the internet through Gametracker live stats. Just check the women's basketball schedule page for the "live stats" link for a running box score throughout the game.

### Photography

All photographers are restricted to the designated areas along the baseline opposite the home and visitor benches and must sign an affidavit agreeing to the SEC's new policy concerning photography. Strobe lights may not be installed in Memorial Gymnasium without permission from the Vanderbilt Athletic Communications office. When using photo images provided by the Vanderbilt Athletic Communications office, please credit: Vanderbilt Photography.

## Guidelines for Granting Media Credentials to Online Media Representatives

The following is a set of guidelines that the Vanderbilt University Athletic Communications Office will use as a basis for issuing media credentials to independent online media representatives (bloggers). Overall, Vanderbilt University strives to work with individuals who adhere to professional standards, demonstrate transparency in their operations, and regularly produce quality content. While what follows shall serve as a guideline, they may be altered for certain events when necessary and are subject to regulations set forth by the Southeastern Conference and/or the NCAA.

- Individuals associated with a web-only media outlet may apply for credentials on a game-by-game basis unless otherwise specified. Requests for credentials must be sent via e-mail, fax or in writing to the requested Athletic Communications Director and be received at least three (3) business days prior to the event. Request should include applicant's legal name, company or blog they are representing, a mailing address and website address.
- The Athletic Communications Office requires that a requesting outlet possess its own domain name (.com, .net, etc.) and will not accept requests from sites based on free services (blogspot, wordpress, etc.).
- First time applicants must submit traffic/subscriber data from an independent source in order to be considered. Sites with fewer than 25,000 legitimate unique visitors per month are not eligible for football or men's basketball credentialing. Sites with fewer than 7,500 legitimate unique visitors per month are not eligible for women's basketball credentialing.
- In the interest of protecting the Vanderbilt University fan base, we require that all applicants that give users ability to submit comments and/or place cookies on user's computers supply a privacy policy that describes in full how the data collected through such activities is used or disseminated.
- Athletic Communications seeks to perpetuate the program and sport being credentialed and therefore prefers to work with online media outlets with an established track record covering our school, our conference or the requested sport. In the request, please provide a short summary of previous relevant experience, if any.
- As a general guideline, we would like to work with outlets that have been in continuous operation for at least 3-6 months. Additionally, an average of 3-5 substantive postings per week is expected in season from applicant web sites.
- Obtaining media credentials is an opportunity to interview players and team officials for legitimate media purposes only. Bloggers who are granted access to the press box and other areas inside the venue are expected to act professionally and adhere to all SEC and NCAA-mandated media guidelines at all times.
- The standard of professionalism also extends to content posted on the requesting website, whether posted by the requester, user or other agent. Profanity, racial or sexual comments will not be tolerated from credentialed outlets.
- No credentials will be issued to individuals under the age of 18.
- Vanderbilt University reserves the right of its personnel to deny or revoke credentials without notice and an individual shall surrender their credential upon request for violating the policies and/or safety procedures of security personnel, Vanderbilt University, the Southeastern Conference, or the NCAA.



# SEASON OUTLOOK: ROSTER

## Numerical Roster

1	Rebekah Dahlman	Guard	5-9	RS SO	Braham, Minn. - Braham Area
3	Rachel Bell	Guard	5-10	SO	Cumberland Furnace, Tenn. - Creek Wood
12	Myka Dancy	Guard	5-9	SO	Antioch, Tenn. - Antioch (Tenn.) High
15	Jasmine Jenkins	Guard	5-8	SR	Gainesville, Ga. - East Hall
22	Marqu'es Webb	Forward	6-1	JR	Hoover, Ala. - Hoover
23	Minta Spears	Guard	5-10	RS JR	Bullard, Tx. - Texas Tech
24	Kristen Gaffney	Forward	6-1	RS JR	Cary, N.C. - Green Hope
25	Morgan Batey	Guard	5-10	SR	Atlanta, Ga. - Pace Academy
33	Christa Reed	Guard	5-11	SO	Bay St. Louis, Miss. - Bay
35	Kendall Shaw	Center	6-4	RS JR	Mont Belvieu, Texas - Barbers Hill
41	Miaya Seawright	Guard	5-7	SO	Simpsonville, S.C. - Hillcrest High
44	Rayte'a Long	Forward	6-0	SR	Dayton, Ohio - Chaminad

## Coaching & Support Staff

### Head Coach:

Melanie Balcomb, 14th year (Trenton State, 1984)

### Assistant Coaches:

Kim Rosamond, 9th year (Ole Miss, 1998)

Ashley Earley, 3rd year (Vanderbilt, 2005)

Wendale Farrow, 1st year (Eastern Michigan, 2009)

### Director of Basketball Operations:

Jon Erickson, 3rd year (Connecticut, 1997)

### Video Coordinator:

George MacLellan, 5th year (New Hampshire, 2011)

### Certified Athletic Trainer:

Kim Moseley, 2nd year (Southern Mississippi, 1980)

### Strength & Conditioning Coach:

Kandice King, 3rd year

### Administrative Assistant:

Vicki Spina, 21st year

## Pronunciations

Melanie BALCOMB..... **BALL-com**

Morgan BATEY..... **bay-tee**

RAYTE'A Long..... **ray-TEE-ah**

Rebekah DAHLMAN..... **DOLL-man**

MARQU'ES Webb..... **mar-KEZ**

MIAYA Seawright..... **MY-ah**

MYKA Dancy..... **MIKE-ah**

## Commodores by Height

**Kendall Shaw** ..... 6-4

**Kristen Gaffney**..... 6-1

**Marqu'es Webb**..... 6-1

**Rayte'a Long** ..... 6-0

**Christa Reed** ..... 5-11

**Morgan Batey**..... 5-10

**Rachel Bell** ..... 5-10

**Minta Spears**..... 5-10

**Rebekah Dahlman** ..... 5-9

**Myka Dancy**..... 5-9

**Jasmine Jenkins**..... 5-8

**Miaya Seawright**..... 5-7



# SEASON OUTLOOK: QUICK FACTS

## GENERAL INFORMATION

Location ..... Nashville, Tenn.  
 Founded ..... 1873  
 Enrollment ..... 6,851  
 Nickname ..... Commodores  
 Colors ..... Black & Gold  
 Arena (Capacity) ..... Memorial Gymnasium (14,326)  
 Press Row Phone ..... (615) 320-0436  
 Affiliation ..... NCAA Division I  
 Conference ..... Southeastern  
 Chancellor ..... Nicholas S. Zeppos  
 Vice Chancellor/Athletic Director ..... David Williams II  
 Faculty Representative ..... Dr. Susan Wente (Iowa, 1984)  
 Senior Woman Administrator ..... Candice Storey Lee  
 Website ..... vucommidores.com

## PROGRAM INFORMATION

First Year of Basketball ..... 1977  
 Overall All-Time Record ..... 793-399  
 Overall SEC Record ..... 231-178  
 NCAA Tournaments (Last) ..... 27 (2014)  
 Overall NCAA Tournament Record ..... 39-27 (.590)  
 All-Time Home Record ..... 447-107 (.807)

## TEAM INFORMATION

2014-15 Overall Record ..... 15-16  
 2015 SEC Record ..... 5-11 (Tied-11th)  
 2015 Postseason ..... None  
 2013 Final Ranking ..... NR (AP) / NR (USA Today)  
 Letterwinners Returning/Lost ..... 9 / 4  
 Starters Returning/Lost ..... 3 / 2  
 Newcomers ..... 3

## COACHING STAFF

Head Coach ..... Melanie Balcomb  
 Alma Mater ..... Trenton State (1984)  
 Record at Vanderbilt ..... 292-135 (13th Season)  
 Career Record ..... 455-239 (22nd Season)  
 Assistant Coaches ..... Kim Rosamond (Mississippi, 1998)  
 ..... Ashley Earley (Vanderbilt, 2005)  
 ..... Wendale Farrow (Eastern Michigan, 2009)  
 Director of Basketball Ops ..... Jon Erickson (Connecticut, 1997)  
 Video Coordinator ..... George MacLellan (New Hampshire, 2011)

## ATHLETIC COMMUNICATIONS

Director ..... Rod Williamson  
 Office Phone ..... (615) 322-4051  
 Assistant Director/WBB Contact ..... David Dawson  
 Office Phone ..... (615) 343-5823  
 E-mail ..... david.dawson@vanderbilt.edu  
 Athletic Communications Fax ..... (615) 343-3618  
 Mailing Address ..... 2601 Jess Neely Drive, Nashville, TN 37212

## SOCIAL MEDIA

### Twitter

Team ..... @VandyWBB  
 Melanie Balcomb ..... @coachbalcomb  
 Kim Rosamond ..... @kimrosamond  
 Ashley Earley ..... @ashleyearley

### Facebook

Team ..... Vandy Hoops

### Instagram

Team ..... vandywbb

## RADIO/TV



*Vanderbilt play-by-play announcer Charlie Mattos (right) enters his 22nd season as the Voice of the Commodores' women's basketball team.*

## RADIO

All Vanderbilt games can be heard on the team's flagship station, WNSR 560 AM/95.9 FM, and can be accessed at vucommidores.com. Charlie Mattos will again handle the play-by-play duties as he heads into his 22nd season as the Voice of the Commodores.

## TV

The Commodores will appear on TV numerous times this year on the ESPN family of networks, including SEC Network and SEC Network-Plus.





# SEASON OUTLOOK: PREVIEW



The 2015-16 Commodores are (front row, from left): Miaya Seawright, Rachel Bell, Jasmine Jenkins, head coach Melanie Balcomb, Rebekah Dahlman, Christa Reed, Myka Dancy, (back from, from left), Marqu'es Webb, Morgan Batey, Kendall Shaw, Kristen Gaffney, Rayte'a Long and Minta Spears.

## Experienced, talented and hungry

### Vanderbilt roster features strong group of veteran leaders, exciting young playmakers

Vanderbilt head coach Melanie Balcomb enters the 2015-16 campaign as the SEC's active leader in conference wins -- and considering the large amount of talent and experience on this year's team, it appears she'll have a great chance to pad those numbers.

The Commodores charge into the season with seven upperclassmen on the roster, and the veterans will join together with numerous rising young stars and several new faces to give the team a potentially dangerous blend.

The talented cast includes seniors Morgan Batey and Jasmine Jenkins, who are two of the battle-tested leaders on the squad, and junior Marqu'es Webb, who has emerged as one of the SEC's most-dominating inside players. Also, redshirt sophomore Rebekah Dahlman, who was an SEC All-Freshman honoree last season, and newcomer Minta Spears, a transfer from Texas Tech, are expected to make big contributions for the Commodores.

Balcomb said she is excited about the team's potential, and has been impressed with the chemistry the group has built during the summer and fall workouts.

"It's more of the makeup that we've had in the past and we're going back to a lot of things that we were able to do with previous teams," said Balcomb.

"We're going to be able to spread the floor and have one post on the floor so we can get more penetration from our guards," she said. "We've put in some new things, of course, but we will continue to put our players in a position to be successful. They're all working very hard and have been very consistent in practice and the weight room."

The Commodores enter the year with a little extra incentive after enduring a rare losing season last year. Hit hard by injuries, the Commodores posted a 15-16 overall record (5-11 in the SEC) and missed the NCAA Tournament for the first time since 1999.

A total of seven players -- among the 13 on the roster -- were sidelined during various (and often overlapping) stages of last season. As a result, Balcomb had her full roster available for only two games the entire campaign.

Still, the season had plenty of memorable moments, including an impressive 78-62 victory over previously-unbeaten Mississippi State in early January. It snapped the Bulldogs' 18-game winning streak and marked one of just five losses for MSU during the regular season. Vanderbilt also earned quality wins over Green Bay, Minnesota, James Madison and Arkansas, and posted SEC road wins over Alabama and Florida.





# SEASON OUTLOOK: PREVIEW

The Commodores' strength of schedule was ranked among the Top-5 toughest in the nation for much of the season, as more than half of Vanderbilt's games -- 16 of 31 -- came against teams that went on to advance to the NCAA Tournament. The Commodores defeated five of those tourney-bound teams: Green Bay, James Madison, Mississippi State, Minnesota and Arkansas.

This year's Commodores will once again face a challenging slate, with several early-season road tests against non-conference foes, followed by the always-rugged SEC schedule.

Here's a closer look at the Commodore roster:

## RETURNEES

### GUARDS

#### REBEKAH DAHLMAN

One of the most explosive players in the conference, Dahلمان earned a spot on the SEC All-Freshman team last year after leading the Commodores in scoring at 10.3 points per game. She also led the Commodores in minutes played (30.4 per game), 3-pointers (43) and free throws (71) while ranking second on the team in steals (36 total) and third in rebounding (4.0 rpg). Dahلمان -- who was given a medical redshirt for the 2013-14 campaign after missing most of the season with a bloodclot -- scored in double figures in a team-high 14 games last season.

#### RACHEL BELL

A local product who starred at Creek Wood High, Bell is expected to be an impact player for the Commodores in her second season in the SEC. She produced a fine freshman season, averaging 7.0 points and 2.0 rebounds per game while seeing action in 30 of the team's 31 games. (She missed one game due to illness). Bell reached double figures in 10 games and shot 83 percent from the foul line, making 35 of 42 attempts.

#### JASMINE JENKINS

Among the most experienced players on the roster, Jenkins has seen action in 87 career games as she heads into her senior season. Jenkins played in all 31 games last season, including making 22 starts, while averaging 3.9 points per game. She ranked second on the team -- and 15th in the SEC -- in assists per game at 2.7.

#### MORGAN BATEY

Batey, a highly versatile playmaker and tenacious rebounder, has been a consistent force for the Commodores during her career. She has led the team in rebounding in each of the past three seasons, and she ranked second on the team in scoring last season (8.5 ppg). Batey saw action in all 31 games, and was the only player on the VU roster to start every game of the regular season. She reached double figures in 13 games, and posted three double-doubles.

#### CHRISTA REED

A deadly sharpshooter who can score points in bunches, Reed averaged 6.0 points and 1.9 rebounds per game last year before missing the final 15 games of the season with an ankle injury. She had two of her finest games against top-level competition, going 7-of-10 from the floor while scoring a career-high 17 points against No. 3 UConn on Nov. 29 and scoring a team-high 13 points against Tennessee on Jan. 5.

### POST PLAYERS

#### MARQU'ES WEBB

Despite being slowed by injuries during her first two college seasons, Webb has emerged as one of the most dominating inside players in the conference. She saw action in 27 games, making 17 starts, last season and shot a team-high 59.5 percent from the floor, marking the second consecutive year she has led the team in that department. Webb also ranked second on the team in rebounding (4.9) and third in scoring (8.0). She put together some amazing numbers down the stretch, shooting 68.2 percent -- going 28-of-41 -- during the final six games of the season.

#### KRISTEN GAFFNEY

Having battled back from two knee injuries that caused her to miss all of the 2012-13 season and most of 2013-14, Gaffney has emerged as a key contributor for the Commodores. She played in 24 games last season, including making five starts, and shot 50.9 percent from the floor. Gaffney, who scored the game-winning basket with six seconds remaining in a win over Ole Miss on Feb. 5, reached double-figures in seven games.

#### KENDALL SHAW

After enduring a series of injuries, Shaw enters the 2015-16 season with high expectations from the Commodore coaches. The tallest player on the roster, she gives the team a bona fide shoot-blocker and is a powerful force on the boards. She saw action in eight games last season, averaging 2.3 points per game. She was named to SEC's Community Service team and was nominated for the 2015 Allstate WBCA and NABC Good Works Team.

#### RAYTE'A LONG

Having proved herself to be a relentless rebounder and strong defender, Long is likely to play a key role for the Commodores this season. The hard-working senior, who was selected as Vanderbilt's recipient of the A.D. Hancock-Walter Nipper Sportsmanship Award last season, played a season-high 15 minutes in a win over Alabama in last year's SEC Tournament. She played in 22 games, averaging 1.4 points and 1.3 points per game.

## NEWCOMERS

#### MINTA SPEARS

A transfer from Texas Tech, Spears was accepted into graduate school at Vanderbilt and joined the Commodore WBB program in May of 2015. As a grad student, she is eligible to play for VU this season and has two years of eligibility remaining. She played in 62 games -- including making 51 starts -- over the past two seasons at Texas Tech, where she averaged 7.4 points, 2.2 rebounds and 1.9 assists per game. She was an Academic All-Big 12 First Team honoree during her time at Texas Tech and was a Parade All-American during her prep career at Bullard (Texas) High.

#### MYKA DANCY AND MIAYA SEAWRIGHT

The duo joined the Commodore roster as walk-ons, and the athletic pair will provide depth to the Commodores' backcourt.



# PLAYER INFORMATION

1

Rebekah

# DAHLMAN

RS Sophomore • Guard • 5-9 • Braham, Minn. (Braham Area)



## 2014-15 SEASON HIGHLIGHTS

- Team's leading scorer at 10.3 points per game
- Scored in double figures in 14 games

## 3 THINGS TO KNOW ABOUT 'BEKAH' ...

- Grew up on a farm without television and Internet
- Was a McDonald's All-American in high school and scored more than 5,000 career points
- Missed most of her freshman season at VU after being diagnosed with a blood clot in her shoulder

## HONORS, AWARDS & NOTES

- 2014-15 SEC All-Freshman selection
- 2014-15 Preseason All-SEC Second Team pick
- Grandfather, John Kundla, is in the Basketball Hall of Fame after coaching Minneapolis Lakers

## DAHLMAN'S CAREER HIGHS

<b>Points:</b>	23	vs. Appalachian State (11/8/13)
<b>3-pointers:</b>	6	vs. Appalachian State (11/8/13)
<b>Rebounds:</b>	8	last vs. Wisconsin (11/30/13)
<b>Assists:</b>	3	at #2/2 Duke (11/21/13)
<b>Blocks:</b>	0	vs. Appalachian State (11/8/13)
<b>Steals:</b>	3	at #2/2 Duke (11/21/13)
<b>Minutes:</b>	34	vs. Dayton (11/24/13)

## DAHLMAN'S CAREER STATS

Season	gp-gs	min/avg	Total		3-Point		F-Throws		Rebounds				Scoring							
			fg-fga	pct	fg-fga	pct	ft-fa	pct	off	def	tot	avg	pf	fo	ast	to	blk	stl	pts	avg
2013-14	9-9	221/24.6	35-81	.432	18-35	.514	15-20	.750	10	23	33	3.7	14	0	14	23	0	13	103	11.4
2014-15	31-29	943/30.4	102-254	.402	43-124	.347	71-94	.755	34	90	124	4.0	69	2	54	96	1	36	318	10.3
<b>TOTAL</b>	<b>40-38</b>	<b>1164/29.1</b>	<b>137-335</b>	<b>.409</b>	<b>61-159</b>	<b>.384</b>	<b>86-114</b>	<b>.754</b>	<b>44</b>	<b>113</b>	<b>157</b>	<b>3.9</b>	<b>83</b>	<b>2</b>	<b>68</b>	<b>119</b>	<b>1</b>	<b>49</b>	<b>421</b>	<b>10.5</b>



# PLAYER INFORMATION

**3**

Rachel  
**BELL**



Sophomore • Guard • 5-10 • Cumberland Furnace, Tenn. (Creek Wood)



## 2014-15 SEASON HIGHLIGHTS

- Saw action in 30 games, averaging 7.0 points per game
- Led team in 3-point percentage (36.0) and ranked second in 3-pointers made (36)
- Scored a season-high 18 points vs. St. Louis on Nov. 24

## 3 THINGS TO KNOW ABOUT RACHEL . . .

- Can make various noises with her mouth, including a duck quack and human beat box
- Has a dog named 'Nike' in honor of her favorite brand
- Recently enjoyed her first attempt at underground zip-lining

## HONORS & AWARDS

- Two-time Class AA Miss Basketball finalist at Creek Wood
- McDonald's All-American nominee during prep career

## BELL'S CAREER HIGHS

<b>Points:</b>	18	vs. St. Louis (11/24/14)
<b>3FG Made:</b>	4	vs. St. Louis (11/24/14)
<b>Rebounds:</b>	6 (3x)	last, vs. Kentucky (2/7/15)
<b>Assists:</b>	3 (2x)	last, vs. Auburn (2/26/15)
<b>Blocks:</b>	1 (3x)	last, at South Carolina (2/15/15)
<b>Steals:</b>	3	at Tennessee (3/1/15)
<b>Minutes:</b>	36	vs. Dayton (12/21/14)

## BELL'S CAREER STATS

Season	gp-gs	min/avg	Total		3-Point		F-Throws			Rebounds				Scoring						
			fg-fga	pct	fg-fga	pct	ft-fa	pct	off	def	tot	avg	pf	fo	ast	to	blk	stl	pts	avg
2014-15	30-4	585/19.5	69-184	.375	36-100	.360	35-42	.833	25	35	60	2.0	21	0	21	37	3	12	209	7.0
TOTAL	30-4	585/19.5	69-184	.375	36-100	.360	35-42	.833	25	35	60	2.0	21	0	21	37	3	12	209	7.0



# PLAYER INFORMATION

15

Jasmine

# JENKINS

Senior • Guard • 5-8 • Gainesville, Ga. (East Hall)



## 2014-15 SEASON HIGHLIGHTS

- Was in starting lineup for 22 games, including final 17
- Ranked second on the team, and 15th in the SEC, in assists (2.7 per game)
- Scored season-high 12 points vs. UK in SEC Tournament

## 3 THINGS TO KNOW ABOUT 'JJ' ...

- Enjoys writing a blog, which has the username 'Grandma Jenkins'
- Has a pet turtle named 'Michaelangelo'
- Has self-taught herself to play the piano and speak French

## CAREER NOTES

- Has played in 87 career games
- Shot 82 percent from the foul line as a sophomore

## JENKINS' CAREER HIGHS

<b>Points:</b>	19	vs. Appalachian State (11/8/13)
<b>3-pointers:</b>	2	at South Carolina (1/5/14)
<b>Rebounds:</b>	7 (2x)	last vs. South Carolina (1/26/14)
<b>Assists:</b>	7	vs. Florida (2/19/15)
<b>Blocks:</b>	2	vs. Coll. of Charleston (12/22/12)
<b>Steals:</b>	4	vs. Florida (2/19/15)
<b>Minutes:</b>	42	vs. Florida (2/19/15)

## JENKINS' CAREER STATS

Season	gp-gs	min/avg	Total		3-Point		F-Throws		Rebounds				Scoring							
			fg-fga	pct	fg-fga	pct	ft-fa	pct	off	def	tot	avg	pf	fo	ast	to	blk	stl	pts	avg
2012-13	25-0	367/14.7	11-40	.275	2-4	.500	33-51	.647	11	49	60	2.4	40	0	32	50	4	9	57	2.3
2013-14	31-2	610/19.7	46-112	.411	5-12	.417	66-80	.825	22	50	72	2.3	66	3	60	70	5	22	163	5.3
2014-15	31-22	721/23.3	47-112	.420	0-4	.000	26-42	.619	18	52	70	2.3	61	2	84	91	5	26	120	3.9
<b>TOTAL</b>	<b>87-24</b>	<b>1698/19.5</b>	<b>104-264</b>	<b>.394</b>	<b>7-20</b>	<b>.350</b>	<b>125-173</b>	<b>.723</b>	<b>51</b>	<b>151</b>	<b>202</b>	<b>2.3</b>	<b>167</b>	<b>5</b>	<b>176</b>	<b>211</b>	<b>14</b>	<b>57</b>	<b>340</b>	<b>3.9</b>



# PLAYER INFORMATION

22

Marqu'es  
**WEBB**



Junior • Forward • 6-1 • Hoover, Ala. [Hoover]



### 2014-15 SEASON HIGHLIGHTS

- Shot a team-high 59.5 percent from the floor
- Reached double figures in 10 games, including five straight to end the season
- Shot 68.2 percent from floor in the final six games

### 3 THINGS TO KNOW ABOUT 'MAPPIE' ...

- Can memorize an entire song after hearing it only a few times
- Does a great impression of Stitch, from Disney's Lilo and Stitch
- Has a strong interest in dinosaurs

### CAREER NOTES

- Has led team in FG percentage for past two seasons
- Has reached double figures in 19 career games

### WEBB'S CAREER HIGHS

<b>Points:</b>	18 (2x)	vs. Kentucky (3/5/15)
<b>3FG Made:</b>	0	N/A
<b>Rebounds:</b>	12	vs. Florida (2/1/15)
<b>Assists:</b>	3 (4x)	last vs. St. Louis (11/24/14)
<b>Blocks:</b>	2	vs. Alabama (3/4/15)
<b>Steals:</b>	2 (4x)	vs. Florida (2/1/15)
<b>Minutes:</b>	33	vs. Green Bay (11/17/14)

### WEBB'S CAREER STATS

Season	gp-gs	min/avg	Total		3-Point		F-Throws			Rebounds				Scoring						
			fg-fga	pct	fg-fga	pct	ft-fa	pct	off	def	tot	avg	pf	fo	ast	to	blk	stl	pts	avg
2013-14	31-18	485/15.6	84-155	.542	0-1	.000	53-90	.589	44	80	124	4.0	98	10	24	66	3	10	221	7.1
2014-15	27-17	534/19.8	78-131	.595	0-0	.000	61-98	.622	51	82	133	4.9	78	3	18	54	9	16	217	8.0
<b>TOTAL</b>	<b>58-35</b>	<b>1019/17.6</b>	<b>162-286</b>	<b>.566</b>	<b>0-1</b>	<b>.000</b>	<b>114-188</b>	<b>.606</b>	<b>95</b>	<b>162</b>	<b>257</b>	<b>4.4</b>	<b>176</b>	<b>13</b>	<b>42</b>	<b>120</b>	<b>12</b>	<b>26</b>	<b>438</b>	<b>7.6</b>



# PLAYER INFORMATION

24

Kristen

# GAFFNEY



RS Junior • Forward • 6-1 • Cary, N.C. (Green Hope)



## 2014-15 SEASON HIGHLIGHTS

- Reached double figures six times during eight-game stretch from Nov. 20 to Dec. 21
- Posted career-high 10 rebounds vs. MVSU on Dec. 3
- Scored winning basket with six seconds left vs. Ole Miss on Feb. 5

## 3 THINGS TO KNOW ABOUT 'GAFF' ...

- Studied abroad this summer in Italy with teammate Morgan Batey
- Knows how to Irish step dance
- Has a dog named Titan, who she calls 'the love of my life.'

## CAREER NOTES

- Missed 2012-13 season and most of 2013-14 season with ACL injuries
- Shot 50 percent from the floor in 2014-15

## GAFFNEY'S CAREER HIGHS

<b>Points:</b>	15	vs. Arizona State (11/30/14)
<b>3FG Made:</b>	1	vs. Green Bay (11/17/14)
<b>Rebounds:</b>	10	vs. Miss. Valley St. (12/03/14)
<b>Assists:</b>	3 (3x)	last vs. Arkansas (1/22/15)
<b>Blocks:</b>	2	vs. Arkansas (1/22/15)
<b>Steals:</b>	2 (3x)	last vs. Miss Valley State (12/03/14)
<b>Minutes:</b>	33	vs. Marquette (12/18/14)

## GAFFNEY'S CAREER STATS

Season	gp-gs	min/avg	Total		3-Point		F-Throws		Rebounds				Scoring							
			fg-fga	pct	fg-fga	pct	ft-fa	pct	off	def	tot	avg	pf	fo	ast	to	blk	stl	pts	avg
2013-14	4-0	75/18.8	5-15	.333	0-2	.000	2-5	.400	5	14	19	4.8	6	0	8	3	0	2	12	3.0
2014-15	24-5	369/15.4	55-108	.509	1-12	.083	15-28	.536	16	47	63	2.6	39	1	11	28	2	13	126	5.3
TOTAL	28-5	444/15.9	60-123	.488	1-14	.071	17-33	.515	21	61	82	2.9	45	1	19	31	2	15	138	4.9



# PLAYER INFORMATION

25

Morgan  
**BATEY**

Senior • Guard • 5-10 • Alpharetta, Ga. (Alpharetta)



## 2014-15 SEASON HIGHLIGHTS

- Led team in rebounding (5.2 per game) and ranked second in scoring (8.0 ppg)
- Was only VU player to start every game in regular season
- Reached double figures in 13 games and posted three double-doubles

## 3 THINGS TO KNOW ABOUT 'MO' ...

- Is an avid golfer
- Has a 53-inch Teddy Bear, named 'Bear'
- Is a big soccer fan and attended the FIFA World Cup this year

## CAREER NOTES

- Ranks No. 1 among active players in games played (93) and starts (53)
- Has led team in rebounding past two seasons

## BATEY'S CAREER HIGHS

<b>Points:</b>	18 (2x)	last vs. Miss. State (1/11/15)
<b>3FG Made:</b>	2	vs. Austin Peay (11/28/12)
<b>Rebounds:</b>	16	vs. Elon (12/14/14)
<b>Assists:</b>	6	vs. UNC Asheville (12/21/13)
<b>Blocks:</b>	1 (4x)	last vs. Miss. State (1/11/15)
<b>Steals:</b>	5	vs. Alabama-Huntsville (12/03/15)
<b>Minutes:</b>	43	vs. Florida (2/19/15)

## BATEY'S CAREER STATS


Season	gp-gs	min/avg	Total		3-Point		F-Throws		Rebounds				Scoring							
			fg-fga	pct	fg-fga	pct	ft-fa	pct	off	def	tot	avg	pf	fo	ast	to	blk	stl	pts	avg
2012-13	31-4	474/15.3	30-83	.361	2-10	.200	12-18	.667	32	63	95	3.1	36	0	29	26	1	20	74	2.4
2013-14	31-20	725/23.4	77-151	.510	0-0	.000	47-69	.681	63	101	164	5.3	87	5	50	51	1	42	201	6.5
2014-15	31-29	863/27.8	106-208	.510	3-11	.273	48-62	.774	51	109	160	5.2	72	2	63	58	3	37	263	8.5
TOTAL	93-53	2062/22.2	213-442	.482	5-21	.238	107-149	.718	146	273	419	4.5	195	7	142	135	5	99	538	5.8



# PLAYER INFORMATION

**33**

Christa  
**REED**



Sophomore • Guard • 5-11 • Bay St. Louis, Miss. (Bay)



## 2014-15 SEASON HIGHLIGHTS

- Saw action in 15 games, including making four starts, before season-ending ankle injury in January
- Scored season-high 17 points against UConn on Nov. 29
- Finished with a team-high 13 points against rival Tennessee on Jan. 5

## 3 THINGS TO KNOW ABOUT 'CHRIS' ...

- Jokingly refers to herself as a quadruple threat -- an artist, singer, dancer and actress
- Cannot sit in a criss-cross position
- Went 14-of-14 from 3-point range in high school game to set a state record

## HONORS & AWARDS

- 2013 Gatorade Player of the Year for state of Mississippi
- Selected to Miss./Alabama all-star game in 2014

## REED'S CAREER HIGHS

<b>Points:</b>	17	vs. UConn (11/29/14)
<b>3FG Made:</b>	3	vs. Minnesota (11/28/14)
<b>Rebounds:</b>	4	vs. Maquette (12/18/14)
<b>Assists:</b>	2 (3x)	vs. Texas A&M (1/2/14)
<b>Blocks:</b>	1	vs. Arizona State (11/29/14)
<b>Steals:</b>	2 (2x)	last vs. Minnesota (11/28/14)
<b>Minutes:</b>	32	vs. Arizona State (11/29/14)

## REED'S CAREER STATS

Season	gp-gs	min/avg	Total		3-Point		F-Throws		Rebounds				Scoring							
			fg-fga	pct	fg-fga	pct	ft-fa	pct	off	def	tot	avg	pf	fo	ast	to	blk	stl	pts	avg
2014-15	15-4	280/18.7	30-78	.385	12-34	.353	18-24	.750	12	17	29	1.9	22	0	8	14	1	7	90	6.0
TOTAL	15-4	280/18.7	30-78	.385	12-34	.353	18-24	.750	12	17	29	1.9	22	0	8	14	1	7	90	6.0





# PLAYER INFORMATION

35

Kendall  
**SHAW**



RS Junior • Center • 6-4 • Mont Belvieu, Texas (Barbers Hill)



## 2014-15 SEASON HIGHLIGHTS

- Played in eight games before being sidelined with a season-ending ankle injury in December
- Made first career 3-pointer vs. Marquette on Dec. 18
- Scored five points in wins over Mississippi Valley State on Dec. 3 and against Marquette on Dec. 18

## 3 THINGS TO KNOW ABOUT 'KEN' ...

- Enjoys eating brossel sprouts and learning about giraffes
- Has a passion for serving in the community
- Is often kidded by teammates for her unusual sitting style

## AWARDS & CAREER NOTES

- Named to 2015 SEC Community Service Team
- Missed 2013-14 season and most of 2014-15 with injuries

## SHAW'S CAREER HIGHS

<b>Points:</b>	12	last at #3/3 Connecticut (3/25/13)
<b>3FG Made:</b>	1	at Marquette (12/18/14)
<b>Rebounds:</b>	7	vs. McNeese State (11/10/12)
<b>Assists:</b>	2	vs. #7/7 Kentucky (3/8/13)
<b>Blocks:</b>	4	vs. McNeese State (11/10/12)
<b>Steals:</b>	1 (2x)	last vs. #10/8 Kentucky (2/10/13)
<b>Minutes:</b>	20	at #3/3 Connecticut (3/25/13)

## SHAW'S CAREER STATS

Season	gp-gs	min/avg	Total		3-Point		F-Throws			Rebounds				Scoring						
			fg-fga	pct	fg-fga	pct	ft-fa	pct	off	def	tot	avg	pf	fo	ast	to	blk	stl	pts	avg
2012-13	23-0	212/9.2	31-67	.463	0-0	.000	18-27	.667	19	26	45	2.0	31	0	6	23	13	2	80	3.5
2014-15	8-0	43/5.4	8-17	.471	1-1	1.000	1-3	.333	0	7	7	0.9	12	0	0	6	5	0	18	2.3
TOTAL	31-0	255/8.2	39-84	.464	1-1	1.000	19-30	.633	19	33	52	1.7	43	0	6	29	18	2	98	3.2



# PLAYER INFORMATION

44

Rayte'a  
**LONG**

Senior • Forward • 6-0 • Dayton, Ohio (Chaminade)



## 2014-15 SEASON HIGHLIGHTS

- Saw action in 22 games, including logging 10 or more minutes of playing time in six games
- Shot 54.5 percent from the field
- Played 15 minutes, going 2-for-2 from the floor and pulling down four rebounds, in win over Alabama in SEC tourney

## 3 THINGS TO KNOW ABOUT 'T.T.' ...

- Has a wide variety of interests that includes sewing and cooking
- Has a dog named Polo
- Is known for the motorcycle noises she can make

## AWARDS & CAREER NOTES

- Earned 2015 Hancock-Nipper Sportsmanship Award
- Has played in 20-plus games for three consecutive seasons

## LONG'S CAREER HIGHS

<b>Points:</b>	8 (2x)	last Appalachian State (11/8/13)
<b>3FG Made:</b>	0	N/A
<b>Rebounds:</b>	9	vs. Western Kentucky (1/11/13)
<b>Assists:</b>	2 (4x)	vs. Miss. State (2/16/14)
<b>Blocks:</b>	1 (3x)	vs. Kentucky (3/5/15)
<b>Steals:</b>	3	vs. Belmont (11/14/14)
<b>Minutes:</b>	19	Auburn (2/28/13)

## LONG'S CAREER STATS

Season	gp-gs	min/avg	Total		3-Point		F-Throws		Rebounds				Scoring							
			fg-fga	pct	fg-fga	pct	ft-fa	pct	off	def	tot	avg	pf	fo	ast	to	blk	stl	pts	avg
2012-13	25-0	170/6.8	7-17	.412	0-0	.000	17-22	.773	7	26	33	1.3	31	1	7	18	0	8	31	1.2
2013-14	26-0	223/8.6	17-34	.500	0-2	.000	14-18	.778	21	38	59	2.3	53	1	13	29	1	8	48	1.8
2014-15	22-0	159/7.2	12-22	.545	0-0	.000	7-15	.467	8	20	28	1.3	21	0	9	15	2	11	31	1.4
<b>TOTAL</b>	<b>73-0</b>	<b>552/7.6</b>	<b>36-73</b>	<b>.493</b>	<b>0-2</b>	<b>.000</b>	<b>38-55</b>	<b>.691</b>	<b>36</b>	<b>84</b>	<b>120</b>	<b>1.6</b>	<b>105</b>	<b>2</b>	<b>29</b>	<b>62</b>	<b>3</b>	<b>27</b>	<b>110</b>	<b>1.5</b>



# NEWCOMER: TRANSFER

23

Minta

# SPEARS

Junior • Guard • 5-10 • Bullard, Texas (Bullard)



## 2014-15 SEASON HIGHLIGHTS (Texas Tech)

- Saw action in 31 games, including making 21 starts
- Led team in 3-pointers (37) and free throw percentage (77.1)
- Ranked second on team in assists (55)

## 3 THINGS TO KNOW ABOUT 'MINT' ...

- Has made two mission trips to Uganda to teach children about Jesus and give skill instruction
- Competed in debate and theater in high school
- Considers her younger brother to be "a best friend"

## MORE ABOUT MINTA ...

Spears was officially added to the Vanderbilt WBB roster in May of 2015 after transferring from Texas Tech. She has been accepted into graduate school at Vanderbilt, and has two years of eligibility remaining. Under NCAA rules regarding graduate students, she will be eligible to play this season for the Commodores.

Spears played in 62 games -- including making 51 starts -- over the past two seasons at Texas Tech, where she averaged 7.4 points, 2.2 rebounds and 1.9 assists per game. She was an Academic All-Big 12 First Team honoree during her time at Texas Tech and was a Parade All-American during her prep career at Bullard (Texas) High.

Last season, Spears averaged 6.5 points, 1.8 rebounds and 1.7 assists per game while seeing action in 31 games, including making 21 starts, for the Red Raiders. She shot 35 percent from 3-point range last season has compiled 82 career 3-pointers.

One of only two players to start all 30 games for Texas Tech in 2013-14, Spears reached double figures in 12 games, including scoring a career-high 25 points against Arizona State.

Spears suffered a torn ACL in her freshman campaign at Texas Tech and was sidelined the rest of the season after seeing action in one game.

During her prep career at Bullard High, Spears set four prominent school records -- 2,879 points, 375 three-pointers, 776 assists and 475 rebounds. She was a four-time District MVP and three-time All-State Selection. As a senior, she averaged 33.7 points per game and was a PARADE Magazine All-American.

Spears also competed in cross country and track, and was a 2009 state qualifier in cross country and qualified for the track regionals in five events (1600m, 3200m, triple jump, long jump, mile relay), along with being an Academic All-State Track Selection.



# NEWCOMERS

12


Myka

# DANCY

Sophomore • Guard • 5-9 • Antioch, Tenn. • Antioch High

**THE DANCY FILE:** Played basketball at Antioch High, where she was a member of the All District Girl's Basketball Team 2014 and won the A.D. Hancock/ Walter Nipper Sportsmanship Award. ... She was also a two-time state track gold medalist.

**PERSONAL:** Daughter of Michael Dancy (Deceased) and Tonna Dancy. ... Has two siblings, Corey Brown (33) and Chelsea Dancy (21). Her late father played at Tennessee State University 1981-83;



41

Miaya

# SEAWRIGHT

Sophomore • Guard • 5-9 • Simpsonville, S.C. • Hillcrest High

**THE SEAWRIGHT FILE:** Was a prep standout at Hillcrest High, where she averaged 15.1 points, 6.3 steals and 6.1 assists as a senior and averaged 18.1 points, 4.8 steals and 2.6 assists as a junior. ... Prep honors include being a two-time member of the All Region 1- AAAA team and being named to the All Greenville County First Team as a senior.

**PERSONAL:** Daughter of Willie Lee Seawright Jr. and Elizabeth Seawright. ... Has two siblings, Jalen Seawright (22) and Maegan Seawright (21). ... Her uncle, James Seawright, was an All-American linebacker the University of South Carolina and was drafted by the Buffalo Bills in the 11th round of the 1985 NFL Draft. ... Favorite Bible verse: "Cast all your anxiety on the Lord, because He cares for you." (1 Peter 5:7)





# PLAYER INFORMATION

## COMMODORE FAVORITES

Prior to the season, the Vanderbilt players compiled a list of thier favorites. Here's a breakdown:



### MORGAN BATEY

Most commonly called nickname: Mo or Mo-Mo  
Favorite Movie: Forgetting Sarah Marshall  
Favorite Band/Artist: Beyoncé  
Favorite TV Show: Scandal, Empire, How I Met Your Mother  
Favorite Food: Cornbread



### RACHEL BELL

Most commonly called nickname: (None)  
Favorite Movie: Love and Basketball, Trainwreck  
Favorite Band/Artist: Drake  
Favorite TV Show: Catfish the TV Show, Naked and Afraid  
Favorite Food: Pasta



### REBEKAH DAHLGREN

Most commonly called nickname: Bekah  
Favorite Movie: Despicable Me  
Favorite Band/Artist: Drake  
Favorite Athlete: LeBron James  
Favorite Food: Chocolate, Sushi



### MYKA DANCY

Most commonly called nickname: Mike (Myk)  
Favorite Movie: The Color Purple  
Favorite Band/Artist: J. Cole  
Favorite TV Show: Grey's Anatomy  
Favorite Food: Shrimp Alfredo Pasta



### KRISTEN GAFFNEY

Most commonly called nickname: Gaff  
Favorite Movie: Remember the Titans  
Favorite Band/Artist: Bruce Springsteen  
Favorite TV Show: Gossip Girl  
Favorite Food: Mexican, Pizza



### JASMINE JENKINS

Most commonly called nickname: J and JJ  
Favorite Movie: Teenage Mutant Ninja Turtles  
Favorite Band/Artist: Erykah Badu  
Favorite TV Show: Key and Peel  
Favorite Food: Shrimp, Brussel Sprouts



### RAYTE'A LONG

Most commonly called nickname: TT  
Favorite Movie: Lion King  
Favorite Band/Artist: The Temptations, Outkast  
Favorite TV Show: Law and Order SVU  
Favorite Food: Steak



### CHRISTA REED

Most commonly called nickname: Chris  
Favorite Movie: Inception  
Favorite Band/Artist: J. Cole  
Favorite Food: Seafood, Cheesecake, Brussel Sprouts  
Favorite Athlete: Steph Curry



### KENDALL SHAW

Most commonly called nickname: Ken  
Favorite Movie: Something Borrowed, Frozen  
Favorite Band/Artist: Rascal Flatts, Ed Sheeran  
Favorite TV Show: Gossip Girl, Grey's Anatomy, Scandal  
Favorite Food: Mexican



### MINTA SPEARS

Most commonly called nickname: Mint  
Favorite Movie: The Parent Trap  
Favorite Band/Artist: Taylor Swift, Rascal Flatts  
Favorite TV Show: The Bachelor  
Favorite Food: Sushi



### MARQU'ES WEBB

Most commonly called nickname: Mappie  
Favorite Movie: Land Before Time, Jurassic World, Beyond the Lights, Set it Off  
Favorite Band/Artist: Nicki Minaj, Chris Brown  
Favorite TV Show: South Park, Prison Break  
Favorite Food: Ice Cream



# COACHING & SUPPORT STAFF



## Melanie BALCOMB

Head Coach  
14th Season

As she enters her 14th season at the helm, Melanie Balcomb has established herself as an iconic figure for the Vanderbilt women's basketball team while becoming the program's all-time leader in victories.

Balcomb, who arrived in Nashville prior to the 2002-03 season, has guided the Commodores to the NCAA Tournament in 12 of her 13 seasons, and has won 20 or more games in 11 of those years. She owns a career record of 455-239, including a 292-135 mark at VU, and has led the Commodores to three SEC Tournament Championships, four Sweet 16 trips and eight top-25 finishes.

With her 115-79 record in SEC games, Balcomb enters the 2015-16 campaign with more SEC wins than any active coach in the conference. (See full list on next page). She has coached nine WNBA draft picks, a WBCA National Defensive Player of the Year (Jennifer Risper) and a two-time SEC scoring champion (Christina Foggie) during her time at Vanderbilt while graduating 100 percent of her four-year players.

Balcomb, who has also served as a member of the USA Basketball Junior National Team Committee, became the all-time wins leader in Vanderbilt WBB history on Feb. 28, 2013, when the Commodores defeated Auburn. It was Balcomb's 257th victory at VU, and enabled her to surpass Jim Foster for the program's wins record.

Balcomb also is active in the Nashville community, and sees to it that the members of her program are, too. Balcomb donates time to the local YWCA, the Girl Scouts and has participated in numerous charity walks and food drives. This fall, she played a role in Vanderbilt's efforts to send water, shoes and other needs to the victims of the South Carolina floods. For a more complete list of her community involvement, see page 23.

During her 20-plus years of collegiate head coaching experience, Balcomb has emerged as a renowned offensive strategist -- and that reputation has been enhanced during her tenure at Vanderbilt. Her Commodore teams have finished in the top-50 nationally in field goal percentage in each of her 13 seasons at VU, including four teams that have finished among the nation's top four. Balcomb's inaugural Commodore team in 2002-03 led the nation in field goal percentage, shooting 51.3 percent. The 2014-15 team ranked 10th in the country and second in the SEC at 45.4 percent, and the 2013-14 squad ranked 12th in the nation, and second in the SEC, shooting 45.9 percent.

The Commodores are also one of the nation's best 3-point shooting teams on a routine basis. In 2013-14, the Commodores ranked third in the nation, and led the SEC, in 3-point shooting at 40.0 percent. Balcomb's 2006-07 squad led the nation in 3-point shooting at 43.7 percent.

In her first 10 seasons at Vanderbilt, Balcomb won 13 games in the NCAA Tournament, including a 9-1 mark in the opening round during that stretch. Balcomb's teams have been especially successful at home, with Vanderbilt posting a 164-38 record at Memorial Gym during Balcomb's 13-year tenure.

Last season, the Commodores finished with a 15-16 overall record. The team dealt with all kinds of adversity -- including suffering a rash of injuries while facing one of the nation's most-challenging schedules -- but Balcomb steered the team to several impressive victories, including five wins over teams that went on to advance to the NCAA Tournament: Green Bay, James Madison, Mississippi State, Minnesota and Arkansas.

Among the biggest highlights was a 78-62 win over previously-unbeaten Mississippi State on Jan. 11, which ended the Bulldogs' 18-game winning streak. It marked one of only five regular-season losses for Mississippi State. Also, Vanderbilt's victory over James Madison in December represented one of only three regular-season losses suffered by the Dukes.

Balcomb led the Commodores to 18 wins in the regular season during the 2013-14 season. The team earned a No. 8 seed in the NCAA tournament which enabled Vanderbilt to stretch its overall streak of NCAA appearances to 15 consecutive years, including 12 in a row under Balcomb.

The team, which climbed as high No. 16 in the Associated Press poll, reeled off 13 wins in 14 games during one stretch midway through the season. The productive stretch included a victory over in-state rival Tennessee, marking the third time in the past six seasons that one of Balcomb's teams had defeated the Lady Vols.

Her 2013-14 Vanderbilt squad featured two players -- Christina Foggie and Jasmine Lister -- that formed one of the most dynamic backcourts in team history. Foggie, who led the SEC in scoring at 19.0 points per game as a senior, became the program's all-time leader in 3-pointers and Lister became the team's all-time leader in minutes played by a wide margin. Both players were named WBCA All-America Honorable Mentions, and Foggie was a second-round WNBA draft pick. Lister, who now serves as a graduate assistant at UConn, made her WNBA debut with the L.A. Sparks in 2015.

The 2012-13 squad at Vanderbilt dealt with serious injury problems, but still won over 20 games and reached the second round of the NCAA Tournament. Three starters - Stephanie Holzer, Foggie and Kady Schran - combined to miss 60 games, but the Commodores scored a pair of huge wins at Florida and over No. 10 Texas A&M late in the year to solidify their 14th straight NCAA Tournament bid.

Clarke led the team in scoring (16.6) and rebounding (8.4) to earn First Team All-SEC honors from the league's coaches, the 11th time a Balcomb coached player has done so. Clarke also earned first team all-conference honors from the Associated Press and All-Region recognition from the Women's Basketball Coaches Association.

### THE BALCOMB FILE

**Born:** Sept. 24, 1962, in Princeton, N.J.

**Parents:** Alan and Barbara Balcomb of Cranbury, N.J.

**High School:** Hightstown

**College:** Trenton State  
(now called The College of New Jersey)

#### Degrees:

Bachelor of Science (1984)

Master's of Education (1985)

Sports Administration/Athletic Management

### Coaching Career

2002-present.....	Vanderbilt Head Coach
1995-2002 .....	Xavier Head Coach
1993-95 .....	Ashland Head Coach
1990-93 .....	Providence College Assistant Coach
1989-90 .....	Ohio Assistant Coach
1985-89 .....	Niagara Assistant Coach

### Playing Career

1982-85 .....

Trenton State  
Four-year letterwinner... 1,000-Point Club... Academic All-American ... Elected to The College of New Jersey (formerly Trenton State) Hall of Fame in 2015

1980-81 .....

Georgia Southern  
Played a semester before transferring to Trenton State College  
1976-80 .....

Hightstown H.S.  
Inducted into the Hightstown High School Hall of Fame in 1996



# COACHING & SUPPORT STAFF



Vanderbilt head coach Melanie Balcomb and Amy are the proud parents of Quincy Blake (age 4) and Aleya Grace (3).

Vanderbilt won its first round game over ninth-seeded Saint Joseph's, giving Balcomb a 10-1 record in the first round of the NCAA Tournament. The Commodores fell in the second round to top-seeded Connecticut, capping the season at 21-12.

Balcomb started at Vanderbilt in 2002 and wasted no time in implementing her own style of winning. Working to transition veteran players into a new system while building new team chemistry, Balcomb's first year saw the Commodores win six of their last seven regular season games, earn an NCAA Tournament berth, and lead the nation in field goal percentage (51.3) against the fourth toughest schedule in the country. She was named a finalist for the Naismith Coach of the Year award.

In 2003-04, Balcomb led the Commodores to their fourth Southeastern Conference Tournament title. She masterfully balanced strong upper-class leadership with exciting freshmen talent, winning 10 consecutive games and advancing to the program's 11th Sweet 16 appearance. One year later, her team made its second consecutive trip to the NCAA Sweet 16. The Commodores posted the most wins (10) in the program's history in Southeastern Conference play finishing with a 10-4 record.

The Commodores were ranked seventh in the final AP poll of the 2006-07 season, and earned a No. 2 seed in the NCAA Tournament after winning another SEC Tournament title. That Vanderbilt squad was the nation's best three-point shooting team, and ranked among the top 10 in points scored. The team's 28-6 mark was the best record for a VU squad in 14 years.



## BALCOMB BALL

- ★ Three SEC Tournament titles
- ★ VU-record 11 SEC wins in 2008
- ★ 10-2 record in NCAA First Round
- ★ Four Sweet 16 appearances
- ★ Nine WNBA Draft picks since 2003
- ★ 100% graduation rate

## SEC ACTIVE COACHING RECORDS

	RECORD	SEASONS
Melanie Balcomb (Vanderbilt)	115-79	13
Gary Blair (Texas A&M)	88-89	13*
Matthew Mitchell (Kentucky)	81-43	8
Dawn Staley (South Carolina)	67-43	7
Amanda Butler (Florida)	56-68	8
Holly Warlick (Tennessee)	42-6	3
Nikki Caldwell (LSU)	37-27	4
Vic Schaefer (Miss. State)	21-27	3
Robin Pingeton (Missouri)	19-29	3
Terri Williams-Flournoy (Auburn)	15-33	3
Matt Insell (Ole Miss)	9-23	2
Kristy Curry (Alabama)	9-23	2
Jimmy Dykes (Arkansas)	6-10	1
Joni Crenshaw (Georgia)	0-0	0

\* Includes wins at TAMU and Arkansas

## NCAA FG Pct. & 3 FG Pct.

Year	Field Goals		3 Point FGs	
	Rank	Pct.	Rank	Pct.
2014-15	10	45.4	145	31.8
2013-14	12	45.9	3	40.0
2012-13	41	42.6	40	34.1
2011-12	6	46.4	6	37.2
2010-11	14	45.1	38	34.9
2009-10	17	45.3	20	36.7
2008-09	12	45.3	31	35.5
2007-08	10	46.6	10	38.1
2006-07	2	50.6	1	43.7
2005-06	4	47.9	9	38.9
2004-05	2	49.2	5	37.4
2003-04	10	46.6	14	37.4
2002-03	1	51.3	5	39.4

## BALCOMB vs. SEC (at Vanderbilt)

Alabama	15-2
Arkansas	15-2
Auburn	18-2
Florida	14-6
Georgia	13-9
Kentucky	10-10
LSU	11-9
Ole Miss	12-4
Miss State	12-6
Missouri	2-2
South Carolina	9-8
Tennessee	3-27
Texas A&M	2-2
<b>Total</b>	<b>136-89</b>



# COACHING & SUPPORT STAFF

The 2008 season was also one of Balcomb's most impressive coaching jobs. Despite graduating three All-SEC seniors, she led the Commodores to a 25-9 record and the school's 13th appearance in the NCAA sweet 16, all with two freshmen and no seniors in the starting lineup.

In 2009, Vanderbilt won its sixth SEC Tournament title, the third for Balcomb in the last six years. The team also advanced to the NCAA Sweet 16 for the 14th time in school history -- Balcomb's fourth trip with the Commodores. Vanderbilt finished the year ranked No. 8 in the ESPN/USA Today Coaches Poll after narrowly missing an upset of No. 1 seed Maryland in the Raleigh Regional Semifinal.

National accolades came flooding in for Vanderbilt, including senior Jennifer Risper being named the WBCA National Defensive Player of the Year. Risper and classmate Christina Wirth, who herself was named an All-American and the SEC Scholar-Athlete of the Year, were both selected in the 2009 WNBA Draft.

In 2010, Balcomb was faced with one of her most challenging tasks. Faced with replacing Risper and Wirth, Balcomb guided an undersized team back to the NCAA Tournament, where they narrowly missed advancing to their third consecutive sweet 16.

Despite having to overcome numerous injuries throughout the season and a size disadvantage in almost every game, Vanderbilt finished the season 23-11 overall. Individually, Balcomb helped junior point guard Jence Rhoads earn first team All-SEC honors, while senior shooting guard Merideth Marsh earned second team All-SEC accolades. Elan Brown and Tiffany Clarke were also named to the SEC All-Freshman Team.

The 2010-11 season featured many obstacles that Balcomb successfully maneuvered through to reach another NCAA Tournament and finish third in the SEC. Injuries took an unfortunate toll on the team throughout the year with at least one of Vanderbilt's five leading scorers unavailable for 14 out of the team's 32 games. Injuries coupled with matching Georgia for the fewest upperclassmen in the SEC challenged Balcomb to use different personnel groupings regularly.

Despite the challenges, Balcomb again reached 20 wins, finishing 20-12 and 10-6 in the SEC. Individually, Balcomb helped Rhoads earn honorable mention All-America honors from the Associated Press in addition to first team All-SEC recognition. Rhoads was also a WBCA Region 3 All-American. Freshman center Stephanie Holzer was named honorable mention All-SEC, SEC Sixth Woman of the Year and to the SEC All-Freshmen team.

The 2011-12 season saw one of Balcomb's youngest teams, as the squad of 11 featured just one senior, yet she still successfully steered the Commodores to a 23-10 mark and a 13th-straight NCAA Tournament. Leading the way was break-out star Christina Foggie, who became the first Balcomb player to lead the SEC in scoring (17.7 ppg).

Foggie was a First Team All-SEC selection and was joined by four other Commodores earning All-SEC honors - Jasmine Lister (second team), Tiffany Clarke (second team), Stephanie Holzer (honorable mention) and Kady Schran (All-Freshman).

Vanderbilt defeated three ranked opponents on the season (No. 12 Oklahoma, No. 17 Georgia and No. 11 Tennessee), earning a seven seed in the NCAA Tournament. The Commodores hosted at Memorial Gym, defeating 10th-seeded Middle Tennessee in the first round before falling to second-seeded Duke.

Before arriving at Vanderbilt, the Cranbury, N.J., native spent seven seasons at Xavier University. Beginning in 1995, her up-tempo style wreaked havoc on the Atlantic 10 while building the Musketeers into a national contender.

In 1998, Xavier recorded its second post-season appearance in school history with a selection to the Women's National Invitational Tournament. Each of the next three seasons, Xavier competed in the NCAA Tournament, capped in 2001 by a victory over perennial power Tennessee and a run to the Elite Eight.

En route to earning three invitations to the NCAA Tournament and compiling a 136-78 record during her tenure, Balcomb's offensive schemes helped push Xavier onto the national stage. Musketeer field-goal percentages ranked among the top three in the nation during three different seasons while the 1999 squad led the country in 3-point accuracy at 40.1 percent.

Her 2000-01 squad averaged 79.4 points per game, the highest total in program history. Individual records were rewritten as well. Of the 15 Musketeers who have scored at least 1,000 points in a career, six of them played on Balcomb-coached teams.

## BALCOMB'S YEARLY RECORDS

Year	University	W	L	Postseason
2014-15	Vanderbilt	15	16	
2013-14	Vanderbilt	18	13	NCAA 1st Round
2012-13	Vanderbilt	21	12	NCAA 2nd Round
2011-12	Vanderbilt	23	10	NCAA 2nd Round
2010-11	Vanderbilt	20	12	NCAA 1st Round
2009-10	Vanderbilt	23	11	NCAA 2nd Round
2008-09	Vanderbilt	26	9	NCAA Sweet 16
2007-08	Vanderbilt	25	9	NCAA Sweet 16
2006-07	Vanderbilt	28	6	NCAA 2nd Round
2005-06	Vanderbilt	21	11	NCAA 2nd Round
2004-05	Vanderbilt	24	8	NCAA Sweet 16
2003-04	Vanderbilt	26	8	NCAA Sweet 16
2002-03	Vanderbilt	22	10	NCAA 2nd Round
2001-02	Xavier	12	19	
2000-01	Xavier	31	3	NCAA Elite 8
1999-00	Xavier	26	5	NCAA 1st Round
1998-99	Xavier	24	9	NCAA 2nd Round
1997-98	Xavier	17	12	WNIT
1996-97	Xavier	10	17	
1995-96	Xavier	15	13	
1994-95	Ashland	10	17	
1993-94	Ashland	18	9	

<b>Overall (22 years)</b>	<b>455 239</b>	<b>.656</b>
Ashland (Two years)	28 26	.538
Xavier (Seven years)	135 78	.634
<b>Vanderbilt (13 years)</b>	<b>292 135</b>	<b>.684</b>

## Balcomb's Accolades

- ★ 15 NCAA Appearances, including 12 straight at VU (2003-2014)
- ★ Five NCAA Regional Semifinal appearances
- ★ Three SEC Tournament championships
- ★ Vanderbilt's all-time wins leader
- ★ Fastest Vanderbilt coach to 200 wins
- ★ 2003 Naismith Coach of the Year Top 25 finalist
- ★ Two Atlantic 10 Tournament championships (2000, '01)
- ★ 2001 NCAA Regional Finals appearance
- ★ 2001 Atlantic 10 regular season championship
- ★ 2001 Atlantic 10 Coach of the Year
- ★ 2001 March of Dimes Greater Cincinnati Coach of the Year
- ★ 2001 Naismith, ESPN Coach of the Year finalist
- ★ Inducted into College of New Jersey Hall of Fame, 2015
- ★ Inducted into Greater Cincinnati Basketball Hall of Fame, 2001

## NCAA Bids (2003-2014)

Coach	Bids
Geno Auremma (Connecticut)	12
Tara VanDerveer (Stanford)	12
Joanne P. McCallie (Mich. State/Duke)	12
Muffet McGraw (Notre Dame)	12
Andy Landers (Georgia)	12
<b>Melanie Balcomb (Vanderbilt)</b>	<b>12</b>





# COACHING & SUPPORT STAFF

Before her accomplishments at Xavier, Balcomb took her first head coaching position at Ashland University. Prosperity was immediate as Balcomb's first unit matched the best record in school history at 18-9 while registering its first winning season in the Great Lakes Valley Conference with an 11-7 mark.

Prior to becoming a head coach, Balcomb served three years as an assistant at Providence College (1990-93), during which the Friars went 62-30, made two NCAA Tournament appearances and once (1990-91) led the nation in scoring while they amassed a 26-6 record. In 1989-90, Balcomb was an assistant at Ohio University and she began her coaching career with a four-year stint (1985-89) on the staff at Niagara University. In all, Balcomb has coached 19 players who have received All-SEC accolades. Nine of her players have been drafted by the WNBA, including VU's Chantelle Anderson, Ashley McElhiney, Jenni Benningfield, Ashley Earley, Carla Thomas, Dee Davis and Christina Wirth. Her Xavier teams won two league tournament titles (2000 and 2001) and one regular-season championship in the Atlantic 10 Conference (2001).

Xavier's successes during the Balcomb era helped push for construction of the Cintas Center, a state of the art facility which became home to Xavier basketball at the start of the 2000-01 season and - ironically - was dedicated with a victory over Vanderbilt. That season the program posted a school record for attendance with a total of 40,098 fans, who thrilled in the Musketeers' style of play.

Her basketball education began at an early age among some of the most well respected coaches in the game. Balcomb's father, Alan, was a varsity boy's coach for 30 years at South Brunswick (N.J.) High School, and then served as an assistant for four years at Princeton University under Pete Carril, the master of the half-court game.

For Balcomb, however, a complete education goes far beyond the hardwood. Every eligible, four-year player during Balcomb's coaching tenure has earned her degree. In May of 2011, Balcomb's team earned a Public Recognition Award for finishing among the nation's top 10 percent in multi-year Academic Progress Rates (APR). Six of seven squads at Xavier earned team grade point averages that ranked in the Top 25. In 2004-05, 40 percent of the Commodores were named to the SEC Academic Honor Roll, and they led the SEC with eight players being named to the honor roll in 2003-04.

Two Commodores have been named SEC Scholar Athletes of the Year under Balcomb. Hillary Hager received the honor in 2004 and Christina Wirth won it in 2009. Wirth was also named a 2009 Lowe's Senior CLASS All-American, while receiving WBCA and NCAA post-graduate scholarships. Hager received her doctorate in 2010 from VU.

In her limited free time, Balcomb enjoys taking advantage of the wide range of entertainment that Nashville provides, including live music of all types, comedy acts and restaurants, both old and new. She also enjoys walking in Centennial Park and taking her family to the Emerald Coast.

## COMMUNITY INVOLVEMENT



Vanderbilt head coach Melanie Balcomb loads boxes of bottled water onto a delivery truck during the Vanderbilt Athletics Drive to support the South Carolina flood victims.

In addition to her coaching duties, head coach Melanie Balcomb is also a community activist -- and she makes sure that the members of her program are, too. Listed below are just a few of the charitable activities and events in which Balcomb and her team participate:

- YWCA of Nashville
- Girls Scouts of America
- Second Harvest Food Bank
- Martha O'Bryan Center
- Monroe Harding Youth Connections
- Various walks for cancer and other causes
- Soles4Souls
- South Carolina flood relief
- Mentoring programs
- Play 4 Kay and We Back Pat initiatives
- Vanderbilt Children's Hospital (through the annual Teddy Bear Toss and other activities)
- Gilda's Club in Nashville (cancer support)



# COACHING & SUPPORT STAFF



Kim  
**ROSAMOND**

Assistant Coach  
Ninth Season

Serving as an assistant coach and recruiting coordinator, Kim Rosamond plays a key role on head coach Melanie Balcomb's staff and has been instrumental in the team's extended run of success. Rosamond, who joined the Vanderbilt staff before the 2007-08 season, has been a part of an SEC Tournament Championship, two Sweet Sixteen appearances and eight NCAA Tournament berths with the Commodores.

In addition to her tireless efforts as recruiting coordinator, Rosamond works diligently with the Vanderbilt guards and assists in overall player development. Rosamond, who arrived at Vanderbilt with 10 years of SEC experience as a player and coach under her belt, also plays a key role in scouting and on-court strategy.

During her time as recruiting coordinator, she has consistently helped the Commodores land highly rated signing classes that have enabled Vanderbilt to maintain its status as one of the nation's top WBB programs. The Commodore recruiting classes in 2013 and 2014 were both ranked among the Top 10 in the nation. Highly decorated players like Christina Foggie, Jasmine Lister, Tiffany Clarke and Stephanie Holzer -- along with current Vanderbilt standouts Rebekah Dahlman and Marqu'és Webb -- are just a few of the stars that Rosamond has helped bring to Vanderbilt.

The 2013 signing class, which helped Vanderbilt earn its 15th consecutive berth in the NCAA Tournament, included Dahlman and Webb, who are two of the rising stars in the SEC. Dahlman, a former Gatorade and Associated Press Player of the Year during her prep career, earned SEC All-Freshman honors last season and led the Commodores in scoring at 10.3 points per game. Webb, another former Gatorade Player of the Year, has led the Commodores in field-goal percentage in each of her first two college seasons and has developed into one of the conference's most dominating inside players.

Many of the players Rosamond helped bring to Vanderbilt have earned national and SEC honors. Foggie, who graduated as VU's all-time leader in 3-pointers, was a two-time SEC scoring champion and made the All-SEC team en route to being

selected in the second round of the WNBA draft. Lister, who became the program's all-time leader in minutes played, also was an All-SEC player at Vanderbilt, and she made her WNBA debut this summer with the Los Angeles Sparks. Dahlman, Clarke, Holzer, Lister and Elan Brown are just a few from Vanderbilt's signing classes who have earned All-Freshman honors during Rosamond's tenure.

Before coming to VU, Rosamond spent two seasons on the staff at MTSU, where she was hired by Stephany Smith in 2003 as an assistant coach. She served as the interim head coach when Smith left in 2005. During her tenure in Murfreesboro, the Lady Raiders had consecutive 24-win seasons while capturing a pair of Sun Belt Conference championships and scoring two first-round NCAA Tournament upsets (over North Carolina and North Carolina State).

Prior to her time at MTSU, Rosamond spent five years as an assistant at her alma mater, Ole Miss. She was hired onto Coach Ron Aldy's staff in 1998 just months after graduating and was promoted to recruiting coordinator in 2001.

Rosamond was responsible for bringing a pair of top-50 classes to Oxford. Two Tennessee Miss Basketball selections were included in her Lady Rebel classes, with her final group of signees -- highlighted by All-American Arminie Price -- having reached the NCAA Elite Eight in 2007.

Rosamond attended high school at Winston Academy in Louisville, Miss., where she was recruited to Ole Miss by Naismith Hall of Fame Coach Van Chancellor. She was a four-year letterwinner for the Lady Rebels (1995-98). Following her senior year, Rosamond was the recipient of the team's Lady Rebel Award, which is given to the player who excels on and off the court.

As a student-athlete at Ole Miss, Rosamond was the first Lady Rebel to earn All-SEC Academic honors in all four years of her collegiate career.

After serving as the Interim Head Coach at MTSU following the 2005 season, Rosamond worked in the private sector prior to coming to Vanderbilt.



Ashley  
**EARLEY**

Assistant Coach  
Third Season

Ashley Earley, a former Vanderbilt star who graduated in 2005, joined head coach Melanie Balcomb's staff as an assistant coach in the summer of 2013. Earley works with the VU post players and contributes significantly to recruiting, scouting and on-court strategy.

During the 2014-15 campaign, she played a key role in helping the Vanderbilt post players emerge as one of the best-shooting groups in the nation. Sophomore Marqu'és Webb shot a team-high 59.5 percent from the floor, and several other VU post players also shot over 50 percent from the field, including Rayte'a Long (54.5) and Kristen Gaffney (50.9). Collectively, the Commodores shot 45.4 percent, which ranked 10th in the country and second in the SEC.

In her first season on the VU bench, she played a key role in the development of the Commodores' frontcourt players, and her efforts helped Vanderbilt earn an NCAA tournament berth for the 15th consecutive season.

Earley has an immediate connection with the Commodore players, thanks to

her own terrific career as a player at Vanderbilt from 2001-05. During that time, she helped lead her teams to the Elite Eight in 2002, the Sweet 16 in 2004 and 2005 and SEC Tournament Championships in 2002 and 2004.

As a senior at Vanderbilt, she was a unanimous first-team All-SEC selection, Kodak All-Region, Associated Press honorable mention All-American and Full Court Press second-team All-American. She led the SEC in field goal percentage and offensive rebounds and finished her career with 1,382 points.

After being drafted by the WNBA's Indiana Fever, Earley played professionally for the Maccabi Tel Kabir in the Salsal Israeli League. She embarked upon a career in coaching following her playing career, first as a graduate assistant at the University of Alabama. From Tuscaloosa, she went on to spend two seasons as an assistant coach at Tennessee Tech before spending one season on the staff at the University of Rhode Island.

Earley then moved to Marquette in 2010, helping the Golden Eagles to the second round of the NCAA Tournament and a 24-9 mark. She was in Milwaukee for one more season before moving to Virginia in April 2012.

Prior to joining the Commodore coaching staff, she spent the previous season as an assistant coach at the University of Virginia.

A native of Memphis, Tenn., Earley was an outstanding prep player who was the 2001 Gatorade Tennessee Player of the Year. She was also named High School All-America by Parade, the Women's Basketball Coaches Association and USA Today for her senior season at Briarcrest High.

She earned a bachelor's degree in psychology from the College of Arts and Science at Vanderbilt, while also earning a master's in marketing from the University of Alabama in 2007.



# COACHING & SUPPORT STAFF



**Wendale FARROW**  
Assistant Coach  
First Season

The newest member of the staff, Wendale Farrow joined the Vanderbilt program as an assistant coach in July of 2015.

Farrow arrived in Nashville after spending the past two seasons at UCLA, where he was a member of head coach Cori Close's staff and served a variety of roles for the Bruins. Farrow was the team's Video Coordinator, Community Service Liaison and served as an interim assistant coach for recruiting. He helped lead the Bruins to the 2015 WNIT championship.

"He is a tremendous addition to our program, and he will be a great ambassador for Vanderbilt University," said head coach Melanie Balcomb. "He has the drive and work ethic that are so important to a championship basketball program. He will inject a lot of energy and enthusiasm into this team."

Farrow -- who was born in Sacramento, Calif., and played college basketball at Eastern Michigan -- said he is excited about the new experiences that the Vanderbilt job presents.

"This is a great opportunity for me," said Farrow. "I am so excited to be joining a program that already has a great foundation of success, but is also striving to reach new heights. Coach Balcomb has done great things with the program, and I look forward to being a part of that. I think this will be the perfect place, and the perfect program, for me to build myself as a young coach."

Farrow's responsibilities at UCLA included overseeing the team's community service efforts and working as the scout team adviser. Farrow also served as the Camp Director, and under his leadership, the Bruins' saw a 20 percent increase in the number of participants.

Farrow played college basketball at Eastern Michigan during his junior and senior seasons after playing two seasons at American River (Calif.) Junior College. He graduated from Eastern Michigan in 2009 and earned his Master of Arts in Educational Leadership Student Affairs from EMU in 2013.

Farrow was named to the All-Academic District team while at EMU, and was a two-year letter-winner at American River. After college, Farrow stayed on at EMU as a graduate manager from 2010-2012. He then worked as an Academic Mentor at the University of Michigan during the 2012-13 school year.



**Jon ERICKSON**  
Director of Basketball Operations  
Third Season

Jon Erickson returns for his third season with the Vanderbilt staff after being named Director of Women's Basketball Operations in October of 2013.

A tireless worker, Erickson's responsibilities include coordinating all areas of the women's basketball team's travel, including transportation, lodging, scheduling practice and shootaround times, and making arrangements for team meals. Erickson also serves as the director of the WBB program's summer camps.

Prior to arriving at Vanderbilt, Erickson served as the Director of Women's Basketball Operations and Sports Information Assistant at Yale University, where he was the primary sports information contact for women's basketball and baseball.

Erickson also spent six years of working alongside the women's basketball team at the University of Connecticut and 10 seasons of working with the WNBA. During that time, Erickson has had the honor of working alongside Naismith Basketball Hall of Fame members Teresa Edwards and Geno Auriemma, Women's Basketball Hall of Famer Jennifer Gillom, as well as Seimone Augustus and Diana Taurasi.

Erickson served as a team statistician and game day public relations assistant

for the WNBA's Connecticut Sun.

In this role, Erickson served as the team's primary scorekeeper during all home games while working as a secondary media contact for the Sun's media relations department.

Prior to his time at Yale, Erickson was the Public Relations Manager for the WNBA's Minnesota Lynx for the 2007 and 2008 seasons under head coach Don Zierden.

During his time with the Lynx, Erickson more than doubled the media coverage for the team despite back-to-back losing seasons in a sports landscape in which the team competed with the Minnesota Twins (MLB), Minnesota Vikings (NFL), and University of Minnesota athletics for media coverage. Erickson directed all publicity efforts for the Lynx, traveled with the team to all road games, and managed the team's website and social media efforts.

Before moving into public relations with the Lynx, Erickson spent 12 years as a sports writer, with the last nine years as a sports staff writer for the Journal Inquirer newspaper, a daily newspaper in the Hartford-metro area. While at the Journal Inquirer, Erickson assisted with the paper's coverage of the UConn women's basketball team, which included reporting assignments at the NCAA Women's Final Four in 2002, 2003, and 2004, which coincided with UConn's three consecutive national championships.

Erickson first discovered his passion for women's basketball as a member of the Varsity Pep Band at UConn during the Huskies' 35-0 season in 1995, which ended with the school's first-ever NCAA national championship in basketball.

Erickson, a 1997 graduate of the University of Connecticut, married his wife Melanie in 2001. They have four children: Taylor, Madison, Cailyn and Andrew.



**George MACLELLAN**  
Video Coordinator  
Fifth Season

George MacLellan is in his fifth season as the video coordinator for the Vanderbilt women's basketball program. MacLellan coordinates the team's video scouting, shooting VU games and coordinating film exchange with opponents.

He brought professional and collegiate experience to Nashville, having spent 2011 as the video coordinator for the WNBA's Chicago Sky. Prior to that, MacLellan was a four-year student manager with the men's basketball program at the University of New Hampshire.

MacLellan is a 2011 graduate of New Hampshire, having earned a kinesiology degree with a concentration in sports studies.

The Manchester, N.H., native was a letterwinner in basketball at Manchester's Central High, where during his junior year he helped his squad to a 25-0 record and a New Hampshire state championship.



# SUPPORT STAFF



**Candice  
LEE**

Associate Athletic Director/  
Senior Woman Administrator

Candice Lee, a former standout for the Vanderbilt WBB team, has served as Vanderbilt's Senior Woman Administrator and Compliance Director since 2004.

In 2014, Lee was promoted to Senior Associate Athletic Director for Internal Affairs and SWA. She also serves as the Sport Administrator for the women's basketball and women's lacrosse programs, and oversees the Student Services unit within the Athletics Department. Lee currently serves as the Chair of the SEC Senior Woman Administrators group and is a member of the NCAA Women's Basketball Rules Committee. She is also the former Chair of the NCAA Division I Women's Lacrosse Committee.

As a captain and four-year letterwinner for Vanderbilt's women's basketball team, Lee graduated with a Bachelor of Science degree in 2000. She also received her Master's Degree in Counseling from Vanderbilt in 2002, and in 2012, Lee earned her Doctorate from Vanderbilt in Higher Education Administration.

A native of Madison, Alabama, the former Candice Storey is married to Sean Lee.



**Kandice  
KING**

Strength & Conditioning

Kandice King enters her third season as the strength and conditioning coach after working for the school as a consultant for 14 years.

King graduated from the University of Tennessee in 1998. During her time in Knoxville, she worked at UT Medical Center in the nutrition department while majoring in nutrition. After graduating, she transferred from the UT Medical Center to the Vanderbilt Medical Center, eventually becoming assistant director of nutrition, food management.

During her employment at VUMC, she also instructed group fitness locally and nationally, and began her own personal training business located in Hillsboro Village.

King is a Master Instructor for both Resist-A-Ball and Bodyblade. She is married to Brad King and has a son, Ethan.



**Ataira  
FRANKLIN**

Director of Player Development

Franklin joined the VU staff as a graduate assistant in the spring of 2014 and was named Director of Player Development in the summer of 2015.

Franklin was a star at the University of Virginia from 2011-14, playing in 131 career games. She compiled 1,619 career points, which ranks 11th on the school's all-time list. Franklin also ranks third in career 3-pointers with 193, and her 224 total steals are the ninth most in team history.



**Kim  
MOSELEY**

Certified  
Athletic Trainer

Kim Moseley enters her second season with the Vanderbilt staff. She has been an athletic trainer for 33 years and is a certified member of the National Athletic Trainers' Association. She received her Bachelor of Science Degree in Athletic Administration and Coaching with a specialization in Athletic Training and Master's Degree in Physical Education from Southern Mississippi in '80 and '81, respectively.

She previously served as the Head Athletic Trainer and Director of Basketball Operations for the WNBA's Atlanta Dream (2009-2014) and Charlotte Sting (1998-99). She was the Head Women's Athletic Trainer at Florida State University and at Trevecca Nazarene University. Kim also held Assistant Athletic Trainer positions at Rice University, Tulane University and Southwest Texas State University.

A native of Biloxi, Miss., Moseley resides in Franklin, Tennessee. Her husband Don is an Athletic Trainer for the Tennessee Titans, and they have two children, Matthew and Katie.



**Vicki  
SPINA**

Administrative  
Assistant

Vicki Spina has been an integral part of the Vanderbilt women's basketball program since 1995, when she was hired as the team's administrative assistant.

Spina manages the day-to-day operations of the women's basketball office, including event planning and coordinating Coach Balcomb's schedule. Prior to joining the Commodore staff, Spina enjoyed positions with Delta Airlines, Philip Morris and Hallmark Cards.

A native of Fox Lake, Ill., the former Vicki Jones has been married to Mike Spina for 38 years. The couple currently resides in Brentwood, Tenn. They have three grown children — Lauren, Jennifer and Philip — and three grandchildren — Josie, Michael and Eden.



**Christy  
HOGAN**

Academic Services  
Coordinator

Christy Hogan is entering her 11th season as the academic services coordinator for the Vanderbilt women's basketball team.

Hogan was a two-sport athlete at the University of Richmond, where she was a four-year starter in field hockey and lacrosse. Hogan began her professional career as an assistant lacrosse coach at Notre Dame before working as an academic counselor for the Fighting Irish football, softball, and women's soccer teams, while earning her masters in secondary education at Indiana.

The former Christy Yarnell, Hogan and husband Rex reside in Nashville with their three children, McKenna, Ryan and Erin.



# HEAD COACHING HISTORY



## Melanie Balcomb (2003-Present)

Years	Won	Loss	Pct.	Home	Away	Neutral	SEC
2002-03	22	10	.687	11-2	8-5	3-3	9-5
2003-04	26	8	.765	11-3	7-4	8-1	8-6
2004-05	24	8	.750	11-3	9-3	4-2	10-4
2005-06	21	11	.656	13-2	6-7	2-2	8-6
2006-07	28	6	.824	15-1	7-4	6-1	10-4
2007-08	25	9	.735	14-3	7-4	4-2	11-3
2008-09	26	9	.743	15-1	6-7	5-1	10-4
2009-10	23	11	.676	12-4	8-6	3-1	9-7
2010-11	20	12	.625	12-3	6-7	2-2	10-6
2011-12	23	10	.697	18-2	4-7	1-1	9-7
2012-13	21	12	.636	12-2	7-7	2-3	9-7
2013-14	18	13	.581	12-5	6-6	0-2	7-9
2014-15	15	16	.581	9-6	4-7	2-3	5-11
<b>13 Seasons</b>	<b>292</b>	<b>135</b>	<b>.684</b>	<b>165-37</b>	<b>85-74</b>	<b>42-24</b>	<b>115-79</b>



## Jim Foster (1992-2002)

Years	Won	Loss	Pct.	Home	Away	Neutral	SEC
1991-92	22	9	.710	13-2	5-6	4-1	6-5
1992-93	30	3	.909	15-1	9-1	6-1	9-2
1993-94	25	8	.758	14-2	9-3	2-3	9-2
1994-95	28	7	.800	16-1	9-5	3-1	8-3
1995-96	23	8	.742	13-2	7-4	3-2	7-4
1996-97	20	11	.645	13-1	4-7	3-3	6-6
1997-98	20	9	.689	12-2	6-5	2-2	9-5
1998-99	13	14	.481	9-5	4-8	0-1	6-8
1999-00	21	13	.617	11-3	5-9	5-1	6-8
2000-01	24	10	.706	16-2	5-6	3-2	8-6
2001-02	30	7	.811	18-1	8-5	4-1	10-4
<b>11 Seasons</b>	<b>256</b>	<b>99</b>	<b>.721</b>	<b>150-22</b>	<b>71-59</b>	<b>35-18</b>	<b>84-53</b>



## Phil Lee (1981-91)

Years	Won	Loss	Pct.	Home	Away	Neutral	SEC
1980-81	12	16	.429	6-5	3-8	3-3	—
1981-82	20	14	.588	10-4	3-8	7-2	—
1982-83	12	14	.461	5-6	6-7	1-1	2-6
1983-84	23	9	.719	9-3	8-5	6-1	2-6
1984-85	14	13	.519	6-4	4-8	4-1	2-6
1985-86	22	9	.709	11-3	8-5	3-1	4-5
1986-87	23	10	.697	15-2	4-6	4-2	4-5
1987-88	18	10	.643	12-2	5-7	1-1	4-5
1988-89	21	8	.724	10-1	9-6	2-1	5-4
1989-90	23	11	.676	15-2	4-6	4-3	5-4
1990-91	19	12	.613	11-3	7-7	1-2	4-5
<b>11 Seasons</b>	<b>207</b>	<b>126</b>	<b>.622</b>	<b>110-35</b>	<b>61-73</b>	<b>36-18</b>	<b>32-46</b>



## Joe Pepper (1978-80)

Years	Won	Loss	Pct.	Home	Away	Neutral	SEC
1977-78	15	9	.625	10-2	5-5	0-2	—
1978-79	11	16	.407	7-5	3-8	1-3	—
1979-80	12	14	.462	6-5	3-7	3-2	—
<b>3 Seasons</b>	<b>38</b>	<b>39</b>	<b>.493</b>	<b>23-12</b>	<b>11-20</b>	<b>4-7</b>	<b>—</b>



# VANDERBILT ADMINISTRATION

## Nicholas Zeppos • Chancellor



Chancellor Nicholas S. Zeppos was raised in Milwaukee, Wisconsin, where he spent many an afternoon watching the great Hank Aaron of the Braves slug home runs in the old County Stadium.

Named Vanderbilt's eighth chancellor in 2008, Zeppos has taken a keen interest in athletics at Vanderbilt during his more than two decades at the University. Zeppos' appreciation for athletics and his commitment to the success of the Commodores was on frequent display in the last year, including being among the first to extend congratulations to the women's tennis national champions and to the baseball team on back-to-back College World Series appearances and the 2014 NCAA title. In addition, Zeppos presided over the Southeastern Conference annual meeting where Greg Sankey was introduced as the conference's new commissioner, replacing the legendary Mike Slive.

"I don't do the operations," Zeppos said. "I don't call the plays. I don't throw the passes. I see my job as simply trying to do whatever I can to support all of the talented people who do these things."

This support has included the endorsement of an athletics capital improvement plan that has surpassed \$60 million, which orchestrates efforts to improve the student experience for athletes and assists with recruiting.

"One thing I consider the ultimate compliment is when a coach calls me and says, 'I've got a couple of recruits here. Could you meet them?'"

A distinguished legal scholar, teacher and executive, Zeppos served from 2002 to February 2008 as Vanderbilt's chief academic officer, overseeing the University's undergraduate, graduate, and professional education programs and research in liberal arts and sciences, engineering, music, education, business, law and divinity. As provost and vice chancellor, he chaired Vanderbilt's budgeting and capital planning council, as well as oversaw the dean of students and dean of admissions.

Zeppos has led a number of important initiatives at Vanderbilt, including the planning process for The Ingram Commons, a landmark transformation of the first-year experience; the recent university-wide strategic planning process; innovative efforts in undergraduate admissions and financial aid; and the development of new programs in Jewish studies, law and economics and genetics, among others.

In a bold move to strengthen Vanderbilt's commitment to admitting undergraduates on the basis of accomplishment and achievement, rather than their ability to pay, Zeppos significantly expanded the financial aid program in 2009. By replacing undergraduate, need-based loans with grant and scholarship assistance, the University opened its doors wider to highly talented and qualified students of all economic, cultural and geographical backgrounds. The expanded aid program is funded by a combination of strategic budget allocations and gifts from thousands of generous donors to the current Opportunity Vanderbilt campaign.

Zeppos was recognized with five teaching awards at the law school before serving as an associate dean, associate provost, and provost and vice chancellor for academic affairs. He also served as interim chancellor for eight months prior to being formally appointed as Vanderbilt's eighth chancellor on March 1, 2008.

Zeppos is the president of the Southeastern Conference. He also serves on the National Security Higher Education Advisory Board; the Foundation for Educational Exchange Between Canada and the United States of America (Fulbright Canada) Board of Directors; and as co-chair of the Senate-appointed Task Force on Government Regulation of Higher Education.

From 1982 to 1987, Zeppos practiced law in Washington, D.C., at the United States Department of Justice and at Wilmer, Cutler & Pickering, where he specialized in appellate litigation involving complex regulatory, statutory and constitutional matters.


Zeppos is a 1979 magna cum laude graduate of the University of Wisconsin Law School, where he served as editor-in-chief of the Wisconsin Law Review and was selected as the outstanding graduate of his class. He studied history during his undergraduate years at the university, where he was a 1976 Phi Beta Kappa graduate.

He is married to Lydia A. Howarth, a graduate of the University of Chicago and Lawrence University. They have two sons, Benjamin and Nicholas.



# VANDERBILT ADMINISTRATION

## David Williams • Vice Chancellor/Director of Athletics



Since 2003, David Williams II has guided the Commodores into arguably the "Golden Era" of Vanderbilt athletics as the university's Director of Athletics.

Williams ranks among the university's most prominent leaders, serving in numerous capacities since arriving in Nashville in 2000. Aside from his role in McGugin Center, Williams holds the titles of Vice Chancellor for University Affairs and Athletics and law professor at Vanderbilt. He also is active with the SEC and NCAA in matters of negotiations, reforms, enforcement and planning.

Williams has placed his stamp on the program, and has positioned Vanderbilt Athletics among the nation's most innovative in the nation and he has also directed the Commodores into national prominence. Under his leadership, a state-of-the-art multipurpose indoor complex opened in November 2013 featuring a football practice field and 300-meter indoor track. And, in little more than a year, he has witnessed Vanderbilt teams win the NCAA women's tennis crown this May and the College World Series in 2014.

The cumulative grade point average for Vanderbilt student-athletes has continued to improve through Williams' tenure, reaching its highest level in more than two decades. Competitive successes, such as a school-record three straight bowl appearances from 2011-13, and recent SEC titles in baseball, women's cross country and women's golf, are becoming an expectation on campus. Individual accomplishment has been increasing, with 15 Vanderbilt athletes being selected in the first round of their respective professional drafts in the last 10 years.

In addition to the hiring of Derek Mason, Williams also demonstrated his leadership within the Vanderbilt program by orchestrating successful searches for exceptional coaches to guide Commodore sports. In recent months, he attracted highly regarded Darren Ambrose from the University of Pennsylvania to direct the women's soccer program. In 2012, Williams also directed the search for men's golf coach Scott Limbaugh, who has since led the team to consecutive NCAA Championship appearances. Williams has kept top coaches and staffs on campus. Recently, he orchestrated extensions for baseball coach Tim Corbin and men's tennis coach Ian Duvenhage.

Williams has addressed numerous facility upgrades, including an extensive refurbishing of Vanderbilt Stadium and football locker rooms, expansion of Hawkins Field, addition of new tennis courts and amenities at Brownlee O. Currey Tennis Center and renovations in Memorial Gym, the Hendrix Room and the McGugin Center.

An initiative to allow more overseas travel and study for Vanderbilt student-athletes also has become reality during Williams' tenure. Two years ago, 21 athletes ventured to Tanzania during the summer of 2013 for a 10-day service trip to bring shoes to underprivileged communities in Africa in conjunction with Soles4Souls. The partnership continued this summer with another community service effort to Costa Rica. More students within Vanderbilt's athletic community also are studying abroad, with football members Ralph Webb and Chris Martin recently traveling to Australia's Gold Coast and Great Barrier Reef.

In association with Vanderbilt Athletics, Williams has served as a member of the SEC team that negotiated past ESPN and CBS television partner contracts. Williams also serves as Chair of the NCAA Infraction Appeals Committee and was a member of the NCAA Enforcement Working Group.

Williams joined Vanderbilt from The Ohio State University in 2000 as Vice Chancellor, General Counsel and University Secretary. His role expanded to Vanderbilt Athletics in 2002.

Williams served numerous administrative roles at Ohio State over 14 years. When he accepted the Vanderbilt role, Williams was Vice President of Student and Urban/Community Affairs and Professor of Law at Ohio State.

A native of Detroit, Williams received a Bachelor of Science in Social Science and Master of Arts in Education from Northern Michigan University, where he ran track. He also earned a Master of Business Administration and a Doctor of Jurisprudence from the University of Detroit, and an L.L.M. in taxation from New York University. Before entering law school, Williams spent 10 years as a teacher and coach in Detroit's public school system.

Williams has taught at the law schools of the University of Detroit, Capital University, Ohio State and Vanderbilt, and twice directed the Ohio State Law Program in Oxford, England. He was elected outstanding law professor at both the University of Detroit and The Ohio State University.

Williams is active in the Greater Nashville area community, serving as a board member with several organizations.

Currently, Williams is serving a second term on Nashville Mayor Karl Dean's Procurement Standards Board. He is also a former two-term member of the Nashville branch of the Atlanta Federal Reserve Board.

Williams and his wife, Gail, have four children: Erika, who is a grade school teacher in Detroit and graduate of Eastern Michigan University; David Williams III, who is a two-time graduate of Bowling Green State University and is an academic counselor at Michigan State where he recently earned his doctorate; Samantha, a Brown University graduate and swimmer who is a second-year law student at Vanderbilt Law School after working for U.S. Senator Lamar Alexander; and Nick, who was named a scholar athlete as a freshman and sophomore member of the High Point (N.C.) University track team. Nick graduated from University School of Nashville where he was selected as 2012-13 co-Athlete of the Year.

Williams' wife, Gail, is a graduate of the University of Michigan and the University of Detroit College of Law and serves as the Associate Director of Community Relations of Vanderbilt. She is a past president and current board member of the University School of Nashville Board of Trustees and is the past Chair of the Metro Transit Authority where she continues to serve as a board member. In addition, Gail serves on the Boards of many non-profit organizations, including The Frist Center, The Women's Fund Advisory Board, the YWCA and TPAC.



# 2014-15 SEASON REVIEW

<b>RECORD:</b>	<b>OVERALL</b>	<b>HOME</b>	<b>AWAY</b>	<b>NEUTRAL</b>
ALL GAMES	15-16	9-6	4-7	2-3
CONFERENCE	5-11	3-5	2-6	0-0
NON-CONFERENCE	10-5	6-1	2-1	2-3

<b>Date</b>	<b>Opponent</b>	<b>Score</b>	<b>Att.</b>	<b>High Points</b>	<b>High Rebounds</b>
11/14/14	BELMONT	W 65-58	2909	(15)Morgan Batey	(11)A. Caron-Goudreau
11/17/14	GREEN BAY	Wot 68-64	2557	(13)Marqu'es Webb	(11)Marqu'es Webb
11/20/14	at Wisconsin	W 67-58	3168	(18)Rebekah Dahlman	(9)Rebekah Dahlman
11/24/14	ST. LOUIS	W 75-57	6598	(18)Rachel Bell	(9)Morgan Batey
11/28/14	vs Minnesota	W 71-54	3987	(21)A. Caron-Goudreau	(14)A. Caron-Goudreau
11/29/14	vs UCONN	52-91 L	3177	(17)Christa Reed	(5)Morgan Batey (5)Paris Kea (5)Kristen Gaffney
11/30/14	vs Arizona State	67-72 L	3217	(19)Rebekah Dahlman	(5)Kristen Gaffney
12/03/14	MISS. VALLEY ST.	W 63-37	2602	(15)Morgan Batey	(10)Kristen Gaffney (10)Morgan Batey
12-14-14	at Elon	W 66-50	838	(15)Heather Bowe	(16)Morgan Batey
12/18/14	at Marquette	67-80 L	3585	(13)Kristen Gaffney (13)Rebekah Dahlman	(7)Morgan Batey
12/21/14	DAYTON	67-71 L	2910	(15)Heather Bowe	(9)Heather Bowe
12/29/14	JAMES MADISON	W 66-62	2965	(14)Rachel Bell	(9)A. Caron-Goudreau
01/02/15	*at Texas A&M	61-75 L	4513	(16)Heather Bowe	(6)Marqu'es Webb
01/05/15	*TENNESSEE	49-57 L	7212	(13)Christa Reed	(5)Marqu'es Webb
01/08/15	*at LSU	44-64 L	2131	(10)Paris Kea	(10)Heather Bowe
01/11/15	*MISSISSIPPI STATE	W 78-62	3690	(18)Morgan Batey	(10)Morgan Batey
01/15/15	ALABAMA-HUNTSVILLE	W 74-51	2626	(16)Morgan Batey	(5)Marqu'es Webb
01/18/15	*at Georgia	53-64 L	4401	(17)Rebekah Dahlman	(7)Paris Kea
01/22/15	*ARKANSAS	W 55-53	2685	(11)Rachel Bell (11)Kristen Gaffney	(7)A. Caron-Goudreau
01/25/15	*at Alabama	W 55-52	2628	(14)Morgan Batey	(7)Paris Kea
01-29-15	*at Mississippi State	44-69 L	5056	(8)Rebekah Dahlman	(7)Heather Bowe
02/01/15	*FLORIDA	58-67 L	3262	(15)Marqu'es Webb	(12)Marqu'es Webb
02/05/15	*OLE MISS	W 58-54	2785	(16)Rachel Bell	(4)Marqu'es Webb (4)Kristen Gaffney (4)Rebekah Dahlman
02/08/15	*KENTUCKY	68-82 L	4235	(20)Rebekah Dahlman	(6)Rachel Bell
02/15/15	*at #1/2 South Carolina	59-89 L	15255	(13)Rebekah Dahlman	(4)Jasmine Jenkins (4)Paris Kea (4)Heather Bowe
02/19/15	*at Florida	Wot 76-75	1134	(18)Rebekah Dahlman	(5)Morgan Batey
02/22/15	*MISSOURI	51-54 L	3314	(11)Marqu'es Webb	(11)Marqu'es Webb
02/26/15	*AUBURN	58-70 L	2930	(13)Rachel Bell (13)Marqu'es Webb	(9)Marqu'es Webb
03/01/15	*at Tennessee	49-79 L	13027	(18)Paris Kea	(5)Marqu'es Webb
03/04/15	vs Alabama	W 66-56	1915	(16)Paris Kea (16)Rebekah Dahlman	(9)Morgan Batey
03/05/15	vs Kentucky	61-67 L	3744	(18)Marqu'es Webb	(10)Rebekah Dahlman

\* - Conference game

<b>Attendance Summary</b>	<b>Games</b>	<b>Attend</b>	<b>Avg/Game</b>
Home	15	53280	3552
Away	11	55736	5067
Neutral	5	16040	3208
Total	31	125056	4034





# 2014-15 SEASON REVIEW

## LOOKING BACK

The 2014-15 season turned out to be anything but business as usual for the Vanderbilt women's basketball team.

Hit hard by injuries, the Commodores endured their first losing season in 16 years, finishing with a 15-16 overall record and missing the NCAA Tournament for the first time since 1999.

A total of seven players -- among the 13 on the roster -- were sidelined during various (and often overlapping) stages of the season. As a result, head coach Melanie Balcomb had her full roster available for only two games the entire campaign.

The barrage of injuries took a toll on the Commodores down the stretch, as the team dropped eight of its final 11 games and finished in a tie for 11th place in the SEC standings.

Still, the season had plenty of memorable moments, including an impressive 78-62 victory over previously-unbeaten Mississippi State in early January. It snapped the Bulldogs' 18-game winning streak and marked one of just five losses for MSU during the regular season.

Vanderbilt also earned quality wins over Green Bay, Minnesota, James Madison and Arkansas, and posted SEC road wins over Alabama and Florida.

## DAHLMAN NAMED SEC ALL-FRESHMAN

Vanderbilt redshirt freshman Rebekah Dahlman was named to the SEC's All-Freshman Team by the conference's coaches at the end of the regular season.

Dahlman finished the season averaging 10.3 points per game, which led the Commodores and ranked 26th in the SEC.

Dahlman -- who missed most of the 2013-14 season after being diagnosed with a blood clot and undergoing multiple surgeries -- was VU's leader in 3-pointers (43) and ranked second in steals (36). She scored in double figures in 14 games, including five of the final eight, and posted two double-doubles.

## MARQU'ES DOESN'T MISS

Sophomore Marques Webb finished the season shooting a team-high 59.5 percent from the floor, marking the second straight year that she has led the Commodores in that department. (She shot 54.2 percent as a freshman).

Webb put together some amazing numbers down the stretch, shooting a sizzling 68.2 percent -- going 28-of-41 -- during the final six games of the season.

She averaged 12.3 points per game during that six-game stretch, and reached double figures five times. She matched her career high with 18 points in the season-ending loss to Kentucky in the second round of the SEC Tournament.

Although she dealt with nagging knee and back injuries throughout the season, Webb proved that she is among the best players in the SEC when she is healthy. In the six games last season in which she played 25 or more minutes, she produced outstanding numbers, averaging 14.8 points and 8.5 rebounds per game while shooting 64.5 percent (31-of-48) from the floor.

## THE TRADITION CONTINUES

Vanderbilt was once again among the best-shooting teams in the nation during the 2014-15 campaign. The Commodores shot 45.4 percent from the floor for the season, which ranked 10th in the country and second in the SEC.

It was the 12th time in the past 13 years -- which spans head coach Melanie Balcomb's tenure -- that Vanderbilt has ranked among the Top-20 nationally in field-goal percentage.

## CHALLENGE AFTER CHALLENGE

The Commodores' strength of schedule for the 2014-15 campaign was ranked No. 13 in the nation according to RPIratings.com, and was ranked among the Top-5 for much of the season. And it's not hard to see why.

More than half of Vanderbilt's games -- 16 of 31 -- came against teams that went on to advance to the NCAA Tournament. The Commodores posted a 5-11 record in those 16 games, with wins against Green Bay, James Madison, Mississippi State, Minnesota and Arkansas, and losses to South Carolina, UConn, LSU, Dayton, Kentucky (twice), Mississippi State, Tennessee (twice), Texas A&M and Arizona State.

Overall, the Commodores played 10 games against Top-25 foes, which included four games against Top-10 opponents. Although Vanderbilt posted a 1-9 record against ranked opponents -- with the victory being a 78-62 win over previously-unbeaten Mississippi State on Jan. 19 -- the Commodores defeated five teams that were ranked among the Top-50 in RPI (through March 12).

## SHARING THE WORKLOAD

Prior to the season, head coach Melanie Balcomb said she believed the Commodores' offense could come from a wide variety of sources.

And oh, how right she was.

Vanderbilt had six different players lead the team in scoring during the first six games of the season, and, by season's end, nine of the 13 players on the roster had earned or shared game-high scoring honors at least once.

That trend represented a big change from the previous season, when the Commodores had two primary go-to players -- seniors Christina Foggie and Jasmine Lister -- who combined for 45.7 percent of the team's scoring and 80.1 percent of the team's 3-pointers.

## STARTING CHANGES

Due to injuries and inconsistent play, the Vanderbilt starting lineup was in flux for much the 2014-15 season, with head coach Melanie Balcomb using a total of 11 different combinations during the campaign.

Junior Morgan Batey, who led the team in starting assignments with 29, was the lone Commodore to start every game of the regular season. Batey then came off the bench in Vanderbilt's two games in the SEC Tournament.

The changes to the starting lineup begin early in the season, with eight different starting combinations through the first 14 games. From there, three new lineups were used during the final 17 games.



# 2014-15 SEASON REVIEW

## Overall Season Statistics

RECORD:	OVERALL	HOME	AWAY	NEUTRAL
ALL GAMES	15-16	9-6	4-7	2-3
CONFERENCE	5-11	3-5	2-6	0-0
NON-CONFERENCE	10-5	6-1	2-1	2-3

#	Player	gp-gs	min	avg	Total		3-Point		F-Throw		Rebounds					pf	dq	a	to	blk	stl	pts	avg
					fg-fga	fg%	3fg-fga	3fg%	ft-fa	ft%	off	def	tot	avg									
01	Rebekah Dahlman	31-29	943	30.4	102-254	.402	43-124	.347	71-94	.755	34	90	124	4.0	69	2	54	96	1	36	318	10.3	
25	Morgan Batey	31-29	863	27.8	106-208	.510	3-11	.273	48-62	.774	51	109	160	5.2	72	2	63	58	3	37	263	8.5	
22	Marqu'es Webb	27-17	534	19.8	78-131	.595	0-0	.000	61-98	.622	51	82	133	4.9	78	3	18	54	9	16	217	8.0	
10	K. Caron-Goudreau	3-0	54	18.0	6-22	.273	4-13	.308	5-8	.625	4	2	6	2.0	6	1	3	2	2	0	21	7.0	
03	Rachel Bell	30-4	585	19.5	69-184	.375	36-100	.360	35-42	.833	25	35	60	2.0	21	0	21	37	3	12	209	7.0	
21	Heather Bowe	23-21	467	20.3	71-136	.522	0-2	.000	18-26	.692	26	57	83	3.6	41	0	20	35	4	12	160	7.0	
41	Paris Kea	31-8	707	22.8	87-191	.455	2-13	.154	39-61	.639	17	56	73	2.4	23	0	94	94	12	32	215	6.9	
33	Christa Reed	15-4	280	18.7	30-78	.385	12-34	.353	18-24	.750	12	17	29	1.9	22	0	8	14	1	7	90	6.0	
24	Kristen Gaffney	24-5	369	15.4	55-108	.509	1-12	.083	15-28	.536	16	47	63	2.6	39	1	11	28	2	13	126	5.3	
13	A. Caron-Goudreau	27-16	527	19.5	48-122	.393	3-16	.188	24-39	.615	28	84	112	4.1	72	2	21	63	28	14	123	4.6	
15	Jasmine Jenkins	31-22	721	23.3	47-112	.420	0-4	.000	26-42	.619	18	52	70	2.3	61	2	84	91	5	26	120	3.9	
35	Kendall Shaw	8-0	43	5.4	8-17	.471	1-1	1.000	1-3	.333	0	7	7	0.9	12	0	0	6	5	0	18	2.3	
44	Rayte'a Long	22-0	159	7.2	12-22	.545	0-0	.000	7-15	.467	8	20	28	1.3	21	0	9	15	2	11	31	1.4	
Team											55	66	121		1		27						
Total.....		31	6252		719-1585	.454	105-330	.318	368-542	.679	345	724	1069	34.5	538	13	406	620	77	216	1911	61.6	
Opponents.....		31	6251		729-1749	.417	172-577	.298	364-512	.711	366	614	980	31.6	580	-	420	498	86	257	1994	64.3	

## SEC Statistics

RECORD:	OVERALL	HOME	AWAY	NEUTRAL
ALL GAMES	5-11	3-5	2-6	0-0
CONFERENCE	5-11	3-5	2-6	0-0
NON-CONFERENCE	0-0	0-0	0-0	0-0

#	Player	gp-gs	min	avg	Total		3-Point		F-Throw		Rebounds					pf	dq	a	to	blk	stl	pts	avg
					fg-fga	fg%	3fg-fga	3fg%	ft-fa	ft%	off	def	tot	avg									
01	Rebekah Dahlman	16-16	507	31.7	51-125	.408	22-63	.349	37-52	.712	16	34	50	3.1	39	1	37	50	0	17	161	10.1	
03	Rachel Bell	15-1	323	21.5	36-100	.360	21-63	.333	29-33	.879	9	19	28	1.9	13	0	9	22	2	7	122	8.1	
25	Morgan Batey	16-16	421	26.3	52-98	.531	0-2	.000	20-30	.667	18	45	63	3.9	39	2	26	33	2	14	124	7.8	
22	Marqu'es Webb	16-8	320	20.0	43-74	.581	0-0	.000	34-57	.596	35	46	81	5.1	53	3	9	36	5	11	120	7.5	
41	Paris Kea	16-0	342	21.4	46-102	.451	1-7	.143	20-29	.690	12	22	34	2.1	16	0	31	46	6	21	113	7.1	
10	K. Caron-Goudreau	3-0	54	18.0	6-22	.273	4-13	.308	5-8	.625	4	2	6	2.0	6	1	3	2	2	0	21	7.0	
21	Heather Bowe	16-16	321	20.1	46-86	.535	0-1	.000	7-11	.636	17	41	58	3.6	29	0	11	25	2	8	99	6.2	
33	Christa Reed	3-0	46	15.3	5-17	.294	2-9	.222	5-7	.714	4	1	5	1.7	5	0	2	1	0	0	17	5.7	
15	Jasmine Jenkins	16-15	440	27.5	30-71	.423	0-2	.000	9-17	.529	9	29	38	2.4	38	1	39	51	2	17	69	4.3	
24	Kristen Gaffney	11-0	117	10.6	14-28	.500	0-1	.000	2-7	.286	3	15	18	1.6	15	0	6	9	2	3	30	2.7	
13	A. Caron-Goudreau	15-8	277	18.5	10-37	.270	1-2	.500	9-18	.500	10	37	47	3.1	41	2	15	34	19	6	30	2.0	
44	Rayte'a Long	8-0	57	7.1	4-7	.571	0-0	.000	2-4	.500	2	9	11	1.4	3	0	2	5	1	5	10	1.3	
Team											20	39	59				16						
Total.....		16	3225		343-767	.447	51-163	.313	179-273	.656	159	339	498	31.1	297	10	190	330	43	109	916	57.2	
Opponents.....		16	3225		383-880	.435	76-240	.317	224-303	.739	201	317	518	32.4	300	-	219	242	45	150	1066	66.6	



# 2014-15 SEASON REVIEW

## Game-by-Game Comparison

Opponent	1st	2nd	Score	Mar	Total FG	FG Pct	3-Pointers	3FG Pct	Free Throws	FT Pct	Rebounds	Assist	T/Over	Block	Steal	Fouls
BELMONT	32/27	33/31	65-58	+7	26-68/23-58	.382/.397	3-11/10-27	.273/.370	10-17/2-5	.588/.400	46/36 +10	16/14	12/17	3/1	11/5	12/17
GREEN BAY	33/30	25/28	68-64	+4	26-45/21-63	.578/.333	5-11/8-36	.455/.222	11-15/14-21	.733/.667	40/27 +13	13/13	32/17	2/3	7/9	24/20
Wisconsin	34/41	33/17	67-58	+9	28-59/23-52	.475/.447	3-17/6-20	.176/.300	8-11/6-8	.727/.750	33/28 +5	11/14	14/18	2/3	12/8	13/13
ST. LOUIS	42/33	33/24	75-57	+18	27-51/22-71	.529/.310	5-13/11-40	.385/.275	16-18/2-6	.889/.333	41/33 +8	17/16	18/12	5/2	6/7	11/20
Minnesota	24/20	47/34	71-54	+17	24-55/17-65	.436/.262	6-12/3-22	.500/.136	17-26/17-20	.654/.850	52/35 +17	16/10	21/16	2/3	5/6	17/23
UCONN	27/52	25/39	52-91	(39)	23-62/38-61	.371/.623	4-12/8-21	.333/.381	2-5/7-12	.400/.583	36/32 +4	11/19	24/14	1/10	6/14	14/15
Arizona State	33/28	34/44	67-72	(5)	25-41/26-49	.610/.531	3-7/3-12	.429/.250	14-18/17-23	.778/.739	23/21 +2	12/11	20/16	3/0	7/9	24/20
MISS. VALLEY ST.	29/20	34/17	63-37	+26	26-54/12-46	.481/.261	2-10/5-21	.200/.238	9-16/8-16	.563/.500	40/26 +14	18/9	21/22	1/0	9/8	17/17
Elon	38/18	28/32	66-50	+16	25-58/18-60	.431/.300	3-11/7-28	.273/.250	13-18/7-14	.722/.500	52/29 +23	13/9	27/21	2/5	7/13	17/19
Marquette	34/45	33/35	67-80	(13)	22-51/32-64	.431/.500	3-13/5-17	.231/.294	20-28/11-16	.714/.688	32/36 (4)	12/21	21/16	1/1	6/4	19/20
DAYTON	27/31	40/40	67-71	(4)	26-66/26-53	.394/.491	4-13/8-16	.308/.500	11-15/11-13	.733/.846	40/29 +11	15/15	17/17	0/4	5/5	14/20
JAMES MADISON	28/30	38/32	66-62	+4	20-53/24-73	.377/.329	5-15/7-30	.333/.233	21-30/7-13	.700/.538	43/48 (5)	14/11	17/16	2/1	4/3	15/20
Texas A&M	32/31	29/44	61-75	(14)	25-48/30-54	.521/.556	4-12/3-7	.333/.429	7-11/12-18	.636/.667	25/26 (1)	17/19	21/13	4/1	6/10	20/14
TENNESSEE	17/25	32/32	49-67	(8)	16-48/17-47	.333/.362	7-17/5-17	.412/.294	10-16/18-22	.625/.818	27/39 (12)	8/7	17/20	3/2	8/8	19/13
LSU	23/28	21/36	44-64	(20)	16-46/24-56	.348/.429	2-15/4-13	.133/.308	10-18/12-15	.556/.800	35/33 +2	7/18	24/12	5/3	9/16	15/18
MISSISSIPPI STATE	34/24	44/38	78-62	+16	22-35/21-64	.629/.328	1-3/3-13	.333/.231	33-42/17-28	.786/.607	37/31 +6	18/9	24/15	4/1	4/7	23/32
ALABAMA-HUNTSVILLE	41/25	33/26	74-51	+23	26-43/17-40	.605/.425	2-7/8-17	.286/.471	20-26/9-9	.769/1000	28/14 +14	19/12	20/26	1/0	15/8	14/21
Georgia	24/27	29/37	53-64	(11)	19-47/19-47	.404/.404	5-13/2-11	.385/.182	10-16/24-30	.625/.800	34/29 +5	8/11	23/13	1/2	6/8	25/22
ARKANSAS	23/32	32/21	55-53	+2	22-49/20-56	.449/.357	3-4/4-19	.750/.211	8-17/9-11	.471/.818	35/34 +1	15/9	16/15	8/3	8/8	12/22
Alabama	32/24	23/28	55-52	+3	23-49/17-54	.469/.315	2-5/4-19	.400/.211	7-13/14-22	.538/.636	39/32 +7	13/8	20/12	2/4	5/12	22/15
Mississippi State	19/30	25/39	44-69	(25)	17-49/26-52	.347/.500	1-10/8-15	.100/.533	9-10/9-15	.900/.600	33/29 +4	7/16	22/14	2/4	5/6	18/16
FLORIDA	22/32	36/35	58-67	(9)	21-51/22-42	.412/.524	3-9/5-13	.333/.385	13-20/18-19	.650/.947	29/26 +3	15/12	20/22	2/3	5/11	17/21
OLE MISS	16/22	42/32	58-54	+4	18-37/21-53	.486/.396	2-9/3-15	.222/.200	20-25/9-19	.800/.474	26/34 (8)	7/13	18/16	1/2	6/6	22/26
KENTUCKY	31/32	37/50	68-82	(14)	24-55/29-66	.436/.439	4-13/3-10	.308/.300	16-21/21-23	.762/.913	34/37 (3)	12/12	25/20	2/5	10/7	21/21
#1/2 South Carolina	27/46	32/43	59-89	(30)	25-52/31-65	.481/.477	2-4/5-13	.500/.385	7-13/22-26	.538/.846	23/43 (20)	12/20	22/16	2/2	7/14	23/15
Florida	44/36	25/33	76-75	+1	29-50/32-64	.580/.500	8-14/4-17	.571/.235	10-20/7-9	.500/.778	27/34 (7)	16/19	18/14	2/4	6/10	12/22
MISSOURI	23/33	28/21	51-54	(3)	21-49/20-47	.429/.426	2-7/8-25	.286/.320	7-11/6-13	.636/.462	34/26 +8	10/12	14/10	1/1	5/3	13/16
AUBURN	26/30	32/40	58-70	(12)	23-49/27-56	.469/.482	4-17/3-11	.235/.273	8-12/13-18	.667/.722	33/28 +5	15/10	21/11	2/1	6/10	17/16
Tennessee	24/39	25/40	49-79	(30)	22-53/27-57	.415/.474	1-11/12-22	.091/.545	4-8/13-15	.500/.867	27/37 (10)	10/24	25/19	2/7	13/14	18/11
Alabama	26/24	40/32	66-56	+10	29-58/22-52	.500/.423	3-5/3-15	.600/.200	5-6/9-12	.833/.750	34/27 +7	15/16	11/12	3/4	3/4	9/15
Kentucky	25/24	36/43	61-67	(6)	23-54/25-62	.426/.403	3-10/4-15	.300/.267	12-20/13-21	.600/.619	31/41 (10)	14/11	15/16	6/4	4/4	21/20

## Team-high honors in 2014-15

### Points

Rebekah Dahlman	9
Morgan Batey	5
Marqu'es Webb	5
Rachel Bell	5
Heather Bowe	3
Paris Kea	3
Christa Reed	2
Kristen Gaffney	2
A. Caron-Gourdreau	1



### Rebounds

Marqu'es Webb	9
Morgan Batey	8
Heather Bowe	4
Paris Kea	4
Kristen Gaffney	4
A. Caron-Gourdreau	4
Jasmine Jenkins	1
Rachel Bell	1



**Note:** In games in which players tied for team-high honors, both players were credited with leading the team.



# 2014-15 TEAM LEADERS

<b>Points</b>	<b>G</b>	<b>Pts</b>	<b>Pts/G</b>
Rebekah Dahlman	31	318	10.3
Morgan Batey	31	263	8.5
Marqu'es Webb	27	217	8.0
Paris Kea	31	215	6.9
Rachel Bell	30	209	7.0
Heather Bowe	23	160	7.0
Kristen Gaffney	24	126	5.3
A. Caron-Goudreau	27	123	4.6
Jasmine Jenkins	31	120	3.9
Christa Reed	15	90	6.0
Rayte'a Long	22	31	1.4
K. Caron-Goudreau	3	21	7.0

<b>FG Percentage</b>	<b>FG</b>	<b>Att</b>	<b>Pct</b>
Marqu'es Webb	78	131	.595
Rayte'a Long	12	22	.545
Heather Bowe	71	136	.522
Morgan Batey	106	208	.510
Kristen Gaffney	55	108	.509
Kendall Shaw	8	17	.471
Paris Kea	87	191	.455
Jasmine Jenkins	47	112	.420
Rebekah Dahlman	102	254	.402
A. Caron-Goudreau	48	122	.393
Christa Reed	30	78	.385
Rachel Bell	69	184	.375

<b>3-Point Percentage</b>	<b>3FG</b>	<b>Att</b>	<b>Pct</b>
Kendall Shaw	1	1	1.000
Rachel Bell	36	100	.360
Christa Reed	12	34	.353
Rebekah Dahlman	43	124	.347
K. Caron-Goudreau	4	13	.308
Morgan Batey	3	11	.273
A. Caron-Goudreau	3	16	.188
Paris Kea	2	13	.154
Kristen Gaffney	1	12	.083
Jasmine Jenkins	0	4	.000
Heather Bowe	0	2	.000

<b>Free Throw Percent</b>	<b>FG</b>	<b>Att</b>	<b>Pct</b>
Rachel Bell	35	42	.833
Morgan Batey	48	62	.774
Rebekah Dahlman	71	94	.755
Christa Reed	18	24	.750
Heather Bowe	18	26	.692
Paris Kea	39	61	.639
K. Caron-Goudreau	5	8	.625
Marqu'es Webb	61	98	.622
Jasmine Jenkins	26	42	.619
A. Caron-Goudreau	24	39	.615
Kristen Gaffney	15	28	.536
Rayte'a Long	7	15	.467

<b>Scoring Average</b>	<b>G</b>	<b>Pts</b>	<b>Avg/G</b>
Rebekah Dahlman	31	318	10.3
Morgan Batey	31	263	8.5
Marqu'es Webb	27	217	8.0
K. Caron-Goudreau	3	21	7.0
Rachel Bell	30	209	7.0
Heather Bowe	23	160	7.0
Paris Kea	31	215	6.9
Christa Reed	15	90	6.0
Kristen Gaffney	24	126	5.3
A. Caron-Goudreau	27	123	4.6
Jasmine Jenkins	31	120	3.9
Kendall Shaw	8	18	2.3

<b>Field Goal Attempts</b>	<b>G</b>	<b>Att</b>	<b>Att/G</b>
Rebekah Dahlman	31	254	8.2
Morgan Batey	31	208	6.7
Paris Kea	31	191	6.2
Rachel Bell	30	184	6.1
Heather Bowe	23	136	5.9

<b>Field Goals Made</b>	<b>G</b>	<b>Made</b>	<b>Made/G</b>
Morgan Batey	31	106	3.4
Rebekah Dahlman	31	102	3.3
Paris Kea	31	87	2.8
Marqu'es Webb	27	78	2.9
Heather Bowe	23	71	3.1

<b>3-Point FG Attempts</b>	<b>G</b>	<b>Att</b>	<b>Att/G</b>
Rebekah Dahlman	31	124	4.0
Rachel Bell	30	100	3.3
Christa Reed	15	34	2.3
A. Caron-Goudreau	27	16	0.6
K. Caron-Goudreau	3	13	4.3
Paris Kea	31	13	0.4


<b>3-Point FG Made</b>	<b>G</b>	<b>Made</b>	<b>Made/G</b>
Rebekah Dahlman	31	43	1.4
Rachel Bell	30	36	1.2
Christa Reed	15	12	0.8
K. Caron-Goudreau	3	4	1.3
A. Caron-Goudreau	27	3	0.1
Morgan Batey	31	3	0.1

<b>Free Throw Attempts</b>	<b>G</b>	<b>Att</b>	<b>Att/G</b>
Marqu'es Webb	27	98	3.6
Rebekah Dahlman	31	94	3.0
Morgan Batey	31	62	2.0
Paris Kea	31	61	2.0
Jasmine Jenkins	31	42	1.4
Rachel Bell	30	42	1.4

<b>Free Throws Made</b>	<b>G</b>	<b>Made</b>	<b>Made/G</b>
Rebekah Dahlman	31	71	2.3
Marqu'es Webb	27	61	2.3
Morgan Batey	31	48	1.5
Paris Kea	31	39	1.3
Rachel Bell	30	35	1.2



# 2014-15 SEASON AT A GLANCE



## Looking back at 2014-15 ...

Overall	15-16
Home Games	9-6
Road Games	4-7
Neutral Sites	2-3
SEC Games	5-11
Home	3-5
Road	2-6
Non-Conference Games	9-4
Home	6-1
Road	2-1
Neutral	1-2
Overtime Games	2-0
Day Games (Tipoff between 11 a.m. and 4 p.m. local time)	4-7
Night Games (Tipoff 5 p.m. or later local time)	11-9
Television (Includes games on SEC Network Plus)	12-14
vs. Ranked Teams (AP)	1-9
vs. Unranked Teams	14-6
Leading at Halftime	11-3
Trailing/Tied at Halftime	4-13
Leading with 10 Minutes	10-0
Tied with 10 Minutes	2-1
Trailing with 10 Minutes	3-15
Leading with 5 Minutes	11-0
Tied with 5 Minutes	2-0
Trailing with 5 Minutes	2-16
VU Shoots 50% or Better	6-1
Opponent Shoots 50% or Better	1-6
VU Outrebounds Opponent	12-9
Opponent Outrebounds VU	3-7
Rebounds Tied	0-0
VU has fewer turnovers	5-3
VU has more turnovers	10-12
Turnovers Tied	0-1
VU Makes More Threes	3-4
Opponent Makes More	12-10
Teams Make Same Threes	1-1



Follow Vanderbilt basketball throughout the season on the team's Twitter page @VandyWBB.

## VANDERBILT IN NCAA STATS (FINAL)

Category	VU	National rank
Scoring Offense	61.6	228
Scoring Defense	64.3	173
Scoring Margin	-2.7	227
Field-Goal Percentage	45.4	10
Field-Goal Pct. Defense	41.7	276
Free-Throw Percentage	67.9	198
Rebound Margin	2.9	90
Three-Point FG Per Game	3.4	304
Three-Point FG Pct.	31.8	145
Assists Per Game	13.1	153
Blocked Shots Per Game	2.5	284
Steals Per Game	7.0	232
Turnovers Per Game	20.0	330
Personal Fouls Per Game	17.4	152
Assist Turnover Ratio	0.65	274
Turnover Margin	-3.9	308
Three-Pt FG Defense	29.8	87



# 2014-15 GAME-BY-GAME

## TEAM STATISTICS

Opponent	Date	Score		Total		3-Pointers		Free throws		Rebounds				pf	a	t/o	blk	stl	pts	avg
				fg-fga	pct	3fg-fga	pct	ft-fa	pct	off	def	tot	avg							
BELMONT	11/14/14	65-58	W	26-68	.382	3-11	.273	10-17	.588	20	26	46	46.0	12	16	12	3	11	65	65.0
GREEN BAY	11/17/14	68-64	Wot	26-45	.578	5-11	.455	11-15	.733	8	32	40	43.0	24	13	32	2	7	68	66.5
at Wisconsin	11/20/14	67-58	W	28-59	.475	3-17	.176	8-11	.727	14	19	33	39.7	13	11	14	2	12	67	66.7
ST. LOUIS	11/24/14	75-57	W	27-51	.529	5-13	.385	16-18	.889	6	35	41	40.0	11	17	18	5	6	75	68.8
vs Minnesota	11/28/14	71-54	W	24-55	.436	6-12	.500	17-26	.654	23	29	52	42.4	17	16	21	2	5	71	69.2
vs UCONN	11/29/14	52-91	L	23-62	.371	4-12	.333	2-5	.400	18	18	36	41.3	14	11	24	1	6	52	66.3
vs Arizona State	11/30/14	67-72	L	25-41	.610	3-7	.429	14-18	.778	7	16	23	38.7	24	12	20	3	7	67	66.4
MISS. VALLEY ST.	12/03/14	63-37	W	26-54	.481	2-10	.200	9-16	.563	9	31	40	38.9	17	18	21	1	9	63	66.0
at Elon	12-14-14	66-50	W	25-58	.431	3-11	.273	13-18	.722	18	34	52	40.3	17	13	27	2	7	66	66.0
at Marquette	12/18/14	67-80	L	22-51	.431	3-13	.231	20-28	.714	9	23	32	39.5	19	12	21	1	6	67	66.1
DAYTON	12/21/14	67-71	L	26-66	.394	4-13	.308	11-15	.733	20	20	40	39.5	14	15	17	0	5	67	66.2
JAMES MADISON	12/29/14	66-62	W	20-53	.377	5-15	.333	21-30	.700	8	35	43	39.8	15	14	17	2	4	66	66.2
at Texas A&M	01/02/15	61-75	L	25-48	.521	4-12	.333	7-11	.636	9	16	25	38.7	20	17	21	4	6	61	65.8
TENNESSEE	01/05/15	49-57	L	16-48	.333	7-17	.412	10-16	.625	12	15	27	37.9	19	8	17	3	8	49	64.6
at LSU	01/08/15	44-64	L	16-46	.348	2-15	.133	10-18	.556	13	22	35	37.7	15	7	24	5	9	44	63.2
MISSISSIPPI STATE	01/11/15	78-62	W	22-35	.629	1-3	.333	33-42	.786	4	33	37	37.6	23	18	24	4	4	78	64.1
ALABAMA-HUNTSVILLE	01/15/15	74-51	W	26-43	.605	2-7	.286	20-26	.769	9	19	28	37.1	14	19	20	1	15	74	64.7
at Georgia	01/18/15	53-64	L	19-47	.404	5-13	.385	10-16	.625	9	25	34	36.9	25	8	23	1	6	53	64.1
ARKANSAS	01/22/15	55-53	W	22-49	.449	3-4	.750	8-17	.471	13	22	35	36.8	12	15	16	8	8	55	63.6
at Alabama	01/25/15	55-52	W	23-49	.469	2-5	.400	7-13	.538	9	30	39	36.9	22	13	20	2	5	55	63.2
at Mississippi State	01-29-15	44-69	L	17-49	.347	1-10	.100	9-10	.900	14	19	33	36.7	18	7	22	2	5	44	62.2
FLORIDA	02/01/15	58-67	L	21-51	.412	3-9	.333	13-20	.650	16	13	29	36.4	17	15	20	2	5	58	62.0
OLE MISS	02/05/15	58-54	W	18-37	.486	2-9	.222	20-25	.800	6	20	26	35.9	22	7	18	1	6	58	61.9
KENTUCKY	02/08/15	68-82	L	24-55	.436	4-13	.308	16-21	.762	9	25	34	35.8	21	12	25	2	10	68	62.1
at #1/2 South Carolina	02/15/15	59-89	L	25-52	.481	2-4	.500	7-13	.538	7	16	23	35.3	23	12	22	2	7	59	62.0
at Florida	02/19/15	76-75	Wot	29-50	.580	8-14	.571	10-20	.500	6	21	27	35.0	12	16	18	2	6	76	62.5
MISSOURI	02/22/15	51-54	L	21-49	.429	2-7	.286	7-11	.636	13	21	34	35.0	13	10	14	1	5	51	62.1
AUBURN	02/26/15	58-70	L	23-49	.469	4-17	.235	8-12	.667	9	24	33	34.9	17	15	21	2	6	58	62.0
at Tennessee	03/01/15	49-79	L	22-53	.415	1-11	.091	4-8	.500	10	17	27	34.6	18	10	25	2	13	49	61.5
vs Alabama	03/04/15	66-56	W	29-58	.500	3-5	.600	5-6	.833	8	26	34	34.6	9	15	11	3	3	66	61.7
vs Kentucky	03/05/15	61-67	L	23-54	.426	3-10	.300	12-20	.600	9	22	31	34.5	21	14	15	6	4	61	61.6
Vanderbilt		1911		719-1585	.454	105-330	.318	368-542	.679	345	724	1069	34.5	538	406	620	77	216	1911	61.6
Opponents		1994		729-1749	.417	172-577	.298	364-512	.711	366	614	980	31.6	580	420	498	86	257	1994	64.3

Games played: 31  
Points/game: 61.6  
FG Pct: 45.4  
3FG Pct: 31.8  
FT Pct: 67.9

Rebounds/game: 34.5  
Assists/game: 13.1  
Turnovers/game: 20.0  
Assist/turnover ratio: 0.7  
Steals/game: 7.0  
Blocks/game: 2.5



# MISC. STATS

## WHEN WAS THE LAST TIME VANDERBILT ...

### Scored 100 or more points

103, at Florida (2/6/11)

### Allowed 100 or more points

102, Alabama (2/21/99)

### Held an opponent to 50 or less points

37 vs. Mississippi Valley State (12/3/14)

### Held an opponent to 45 or less points

37 vs. Mississippi Valley State (12/3/14)

### Scored 50 or fewer points

49, at Tennessee (03/01/15)

44, at Miss. State (1/29/15)

44, at LSU (1/8/15)

49, vs. Tennessee (1/5/15)

### Scored 50 points in a half

50 (2nd half) vs. LSU (1/19/14)

### Scored 60 points in a half

66 (2nd), vs. Quinnipiac (11/26/10)

### Allowed 50 points in a half

50 (2nd), vs. No. 11/12 Kentucky (2/7/15)

### Scored 20 pts or less in first half

16, vs. Ole Miss (2/5/15)

19, at Miss. State (1/29/15)

### Scored 20 pts or less in second half

20 at #3/3 Connecticut (NCAA Second Round - 3/25/13)

### Scored 10 pts or less in a half

10 (1st) at LSU (1/13/08)

### Held an opponent to 20 pts or less in a half

18 (1st) vs. Elon (12/14/14)

17 (2nd) vs. Mississippi Valley State (12/3/14)

### Held an opponent to 10 pts or less in a half

8 (2nd) vs. Austin Peay (11/28/12)

### Shot less than 20% from the field in a half

17.1% (1st) (6-35) vs. Missouri (3/7/13 - SEC Tournament)

### Shot 70% from the field

76.2 (32-42) vs. Alabama (2/4/07)

### Shot 60% from the field

60.5% (26-43) vs. Alabama-Huntsville (1/15/15)

### Held an opponent to less than 25% from the field

23.3 (13-56) vs. Austin Peay (11/28/12)

### Shot 60% for a half

60/0% (15-25) at Florida (2/19/15)

68.2 (15-22) vs. Alabama-Huntsville (1/15/15)

68.4% (13-19) vs. Mississippi State (1/11/15)

### Shot 65% for a half

68.2 (15-22) vs. Alabama-Huntsville (1/15/15)

68.4% (13-19) vs. Mississippi State (1/11/15)

### Shot 70% for a half

70.4 (19-27, 1st), vs. Ole Miss (1/3/10)

### Shot between 60-69% from 3-PT

66.7% (10-15) Appalachian State (11/8/13)

### Shot better than 70% from 3-PT

75% (3-4) vs. Arkansas (1/22/15)

### Shot 50% from 3-PT on the road

57.1% (8-of-14) at Florida (2/19/15); 50.0% (2-of-4) at S. Carolina (2/15/15)

### Shot 90% at the foul line

90.0% (18-20) vs. Ole Miss (2/3/13)

### Made 10 or more 3-point field goals

11, vs. Elon (11/29/13)

### Did not attempt a three-pointer in a half

0-0 (1st) vs. S. Carolina (2/15/15)

0-0 (2nd) vs. Arkansas (1/22/15)

0-0 (2nd) vs. Mississippi State (1/11/15)

### Attempted 45 or fewer shots

37 vs. Ole Miss (2/5/15)

35 vs. Mississippi State (1/11/15)

### Had 50 rebounds

52 vs. Minnesota (11/28/14), Gulf Coast Showcase

### Had 25 or more assists

28 vs. UNC Asheville (12/21/13)

### Had 15 steals

15 vs. Alabama-Huntsville (1/15/15)

15 vs. Austin Peay (11/27/09)

### Had 10 or fewer turnovers

10 vs. South Carolina (1/26/14)

### Had 25 or more turnovers

25 vs. Tennessee (03/01/15)

### Had 6 players score double figures

at Alabama (1/8/09); Risper 17, Wirth 15, Marsh 13, Rhoads 12, Tuomi 12, Chisholm 11

### Had 5 players score double figures

vs. Green Bay (11/17/14); Webb 13, Reed 12, Batey 11, Caron-Goudreau 10, Kea 10

### Had 3 players score 20 or more points

at Florida (2/6/11); Clarke 23, Holzer 23, Tuomi 20

### Had a player score 40 points

40, Chantelle Anderson vs. Portland State (12/23/01)

### Had a player score 30 points

30, Christina Foggie vs. Marquette (11/17/13)

### Had a player with 15 rebounds

17, Tiffany Clarke vs. Florida (2/16/12)

### Had a player with 10 assists

10, Jasmine Lister at Auburn (1/5/14)

### Had a player with five steals

5, Elan Brown vs. Louisville (3/20/11)

### Had a player with five blocked shots

5, Audrey-Ann Caron-Goudreau vs. Arkansas (1/22/15)

6, Liz Sherwood vs. Mississippi State (1/10/08)

### Had two double-doubles in the same game

vs. Minnesota (11/28/14), Audrey-Ann Caron-Goudreau (21 pts, 14 rebs) & Rebekah Dahlman (17 pts, 10 rebs)

### Had a player with consecutive 20-point, 10-rebound games

Tiffany Clarke (2/17-20, 2011)

### Had three straight double-doubles by same player

Tiffany Clarke (3/7 SECT vs. Missouri, 3/8 SECT vs. Kentucky & 3/23/2013 NCAA vs. Saint Joseph's)

### Had consecutive double-doubles by the same player

Audrey-Ann Caron-Goudreau (11/14 vs. Belmont and 11/17 vs. Green Bay)

### Had a game where combined 55-plus fouls were called

55 vs. Mississippi State (1/11/15)

### Had an overtime game

at Florida (2/19/15), Won, 76-75

vs. Green Bay (11/17/14), Won, 68-64

### Had a double overtime game

at Florida (2/6/11), W, 103-97



# DEPARTED PLAYERS



## Heather **BOWE**

Junior • 6-0 • Forward  
Eau Claire, Wisconsin (Regis High)

### HEATHER'S CAREER HIGHS

**Points:** 19, vs. ETSU (12/3/13)  
**Rebounds:** 13, at Alabama (1/27/13)  
**Assists:** 5 at Tennessee (2/17/13)  
**Blocks:** 2 vs. ETSU (12/3/13)  
**Steals:** 3 (2x) last at UAB (12/30/13)  
**Minutes:** 36 at Texas A&M (1/31/13)

### BOWE'S CAREER STATS

Season	gp-gs	min/avg	Total		3-Point		F-Throws		Rebounds				Scoring							
			fg-fga	pct	fg-fga	pct	ft-fta	pct	off	def	tot	avg	pf	fo	ast	to	blk	stl	pts	avg
2012-13	32-13	633/19.8	79-159	.497	0-1	.000	41-50	.820	46	90	136	4.3	68	0	26	52	11	18	199	6.2
2013-14	27-21	473/17.5	59-142	.415	0-1	.000	19-23	.826	49	66	115	4.3	58	0	28	45	7	20	137	5.1
2014-15	23-21	467/20.3	71-136	.522	0-2	.000	18-26	.692	26	57	83	3.6	41	0	20	35	4	12	160	7.0
TOTAL	82-55	1573/19.2	209-437	.478	0-4	.000	78-99	.788	121	213	334	4.1	167	0	74	132	22	50	496	6.0



## Paris **KEA**

Freshman • 5-8 • Guard  
Greensboro, N.C. (Page)

### PARIS' CAREER HIGHS

**Points:** 18, at Tennessee (3/1/15)  
**Rebounds:** 7 (2x), last vs. Alabama (1/25/15)  
**Assists:** 8, vs. Minnesota (11/28/14)  
**Blocks:** 2, vs. Florida (2/1/15)  
**Steals:** 3 (2x), last at Tennessee (3/1/15)  
**Minutes:** 40, vs. Green Bay (11/17/14)

### KEA'S CAREER STATS

Season	gp-gs	min/avg	Total		3-Point		F-Throws		Rebounds				Scoring							
			fg-fga	pct	fg-fga	pct	ft-fta	pct	off	def	tot	avg	pf	fo	ast	to	blk	stl	pts	avg
2014-15	31-8	707/22.8	87-191	.455	2-13	.154	39-61	.639	17	56	73	2.4	23	0	94	94	12	32	215	6.9
TOTAL	31-8	707/22.8	87-191	.455	2-13	.154	39-61	.639	17	56	73	2.4	23	0	94	94	12	32	215	6.9





# DEPARTED PLAYERS



Audrey-Ann  
**CARON-GOUDREAU**

Freshman • 6-3 • Forward  
Gatineau, Quebec (IMG Academy)

### AUDREY-ANN'S CAREER HIGHS

**Points:** 21, vs. Minnesota (11/28/14)  
**Rebounds:** 14, vs. Minnesota (11/28/14)  
**Assists:** 3 (2x), last vs. Florida (2/19/15)  
**Blocks:** 5, vs. Arkansas (1/22/15)  
**Steals:** 4, vs. UAH (12/03/15)  
**Minutes:** 35, vs. Minnesota (11/28/14)

## A. CARON-GOUDREAU'S CAREER STATS

Season	gp-gs	min/avg	Total		3-Point		F-Throws		Rebounds				Scoring							
			fg-fga	pct	fg-fga	pct	ft-fa	pct	off	def	tot	avg	pf	fo	ast	to	blk	stl	pts	avg
2014-15	27-16	527/19.5	48-122	.393	3-16	.188	24-39	.615	28	84	112	4.1	72	2	21	63	28	14	123	4.6
TOTAL	27-16	527/19.5	48-122	.393	3-16	.188	24-39	.615	28	84	112	4.1	72	2	21	63	28	14	123	4.6



Khalèann  
**CARON-GOUDREAU**

Freshman • 6-3 • Forward  
Gatineau, Quebec (IMG Academy)

### KHALEANN'S CAREER HIGHS

**Points:** 11, vs. Texas A&M (1/2/15)  
**Rebounds:** 3, vs. Texas A&M (1/2/15)  
**Assists:** 3, vs. Texas A&M (1/2/15)  
**Blocks:** 2, vs. Texas A&M (1/2/15)  
**Steals:** None  
**Minutes:** 24, vs. Tennessee (1/5/15)

## A. CARON-GOUDREAU'S CAREER STATS

Season	gp-gs	min/avg	Total		3-Point		F-Throws		Rebounds				Scoring							
			fg-fga	pct	fg-fga	pct	ft-fa	pct	off	def	tot	avg	pf	fo	ast	to	blk	stl	pts	avg
2014-15	3-0	54/18.0	6-22	.273	4-13	.308	5-8	.625	4	2	6	2.0	6	1	3	2	2	0	21	7.0
TOTAL	3-0	54/18.0	6-22	.273	4-13	.308	5-8	.625	4	2	6	2.0	6	1	3	2	2	0	21	7.0



# GAME CAPSULES

## GAME 1

	1st	2nd	Final
<b>BELMONT</b>	27	31	58
<b>VANDERBILT</b>	32	33	65

Nov. 14, 2014  
Nashville, Tenn.

## GAME 2

	1st	2nd	OT	Final
<b>GREEN BAY</b>	30	28	6	64
<b>VANDERBILT</b>	33	25	10	68

Nov. 17, 2014  
Nashville, Tenn.

## GAME 3

	1st	2nd	Final
<b>VANDERBILT</b>	34	33	67
<b>WISCONSIN</b>	41	17	58

Nov. 20, 2014  
Madison, Wisc.

### Belmont 58 • 0-1

#	Player	Total		3-Pr		Rebounds		PF	TP	A	TO	Blk	Stl	Min	
		FG	FGA	FT	FTA	Off	Def								Total
03	JOUBRAN, Frankie	r	4-10	0-0	0-0	1	11	12	1	8	2	4	0	1	33
13	LUFFMAN-HARTSFIELD, r	f	9-16	4-8	0-0	1	2	3	4	22	4	2	0	2	34
30	BRYCE, Blair	c	0-0	0-0	0-0	0	0	0	3	0	0	1	0	0	15
64	TARRANCE, Adrienne	g	0-2	0-0	0-0	0	2	2	0	0	2	2	0	0	22
10	CARROLL, Katie	g	0-5	0-3	0-0	0	1	1	0	0	1	2	0	0	23
02	MILLS, Taylor	g	4-13	3-9	0-0	0	2	2	4	11	4	5	0	2	30
12	JONES, Sierra	g	2-3	1-2	2-5	0-0	2	0	0	7	1	0	0	0	13
14	THOMPSON, Lauren	g	0-0	0-0	0-0	1	2	1	0	0	0	1	0	0	6
15	ZANDER, Katherine	g	0-0	0-0	0	1	1	0	0	0	0	0	0	0	3
50	McCabe, Sally	Team	4-9	2-5	0-0	4	5	2	10	0	1	0	0	0	21
Totals			23-58	10-27	2-5	9	27	36	17	58	14	17	1	5	200

FG % 1st Half: 10-23 43.5% 2nd half: 13-35 37.1% Game: 23-58 39.7%  
3FG % 1st Half: 5-13 38.5% 2nd half: 5-14 35.7% Game: 10-27 37.0%  
FT % 1st Half: 2-5 40.0% 2nd half: 0-0 0.0% Game: 2-5 40.0%

### Vanderbilt 65 • 1-0

#	Player	Total		3-Pr		Rebounds		PF	TP	A	TO	Blk	Stl	Min	
		FG	FGA	FT	FTA	Off	Def								Total
22	Marques Webb	r	4-10	0-0	3-6	3	1	4	2	11	0	0	0	1	21
01	Rebekah Dahlman	g	3-10	0-2	2-3	4	6	10	1	8	1	4	0	4	31
03	Rachel Bell	g	2-5	0-2	0-0	1	2	0	6	2	0	0	0	0	17
15	Jasmine Jenkins	g	0-1	0-0	0-0	0	0	2	0	4	2	0	0	0	18
25	Morgan Batey	g	6-13	0-0	3-5	1	4	3	15	2	0	1	2	30	
13	A. Caron-Goudreau	g	4-15	0-3	2-2	4	7	11	1	10	2	0	2	1	26
34	Kristen Gaffney	g	0-0	0-0	0-0	1	0	1	0	0	0	0	0	0	3
23	Christa Reed	g	0-3	0-2	0-0	1	0	1	0	0	1	0	0	0	15
35	Kendall Shaw	g	0-0	0-0	0-0	0	0	0	0	0	0	0	0	0	1
41	Paris Kea	g	5-9	1-2	0-1	0	4	4	0	11	4	0	0	0	27
44	Rayte'a Long	g	2-2	0-0	0-0	2	2	2	4	1	4	0	0	0	11
Totals			26-68	3-11	10-17	20	26	46	12	65	16	12	3	11	200

FG % 1st Half: 14-35 40.0% 2nd half: 12-33 36.4% Game: 26-68 38.2%  
3FG % 1st Half: 3-7 42.9% 2nd half: 1-4 25.0% Game: 3-11 27.3%  
FT % 1st Half: 2-3 66.7% 2nd half: 8-14 57.1% Game: 10-17 58.8%

Officials: Felicia Grinter, Michael McCollison, Lawson Newton  
Technical Fouls: Belmont-None, Vanderbilt-None.  
Attendance: 2909

Score by periods	1st	2nd	Total
Belmont	27	31	58
Vanderbilt	32	33	65

### Green Bay 64 • 1-1

#	Player	Total		3-Pr		Rebounds		PF	TP	A	TO	Blk	Stl	Min	
		FG	FGA	FT	FTA	Off	Def								Total
10	KRAKER, Mehyrn	f	6-12	3-8	2-2	0	3	3	4	17	3	2	2	35	
44	MONKE, Mariah	f	1-2	0-0	0-0	3	1	4	0	2	0	1	0	18	
02	BUCK, Tesha	g	5-13	2-9	1-1	0	2	2	3	13	2	4	1	30	
04	LUKAN, Kalli	g	1-4	1-3	0-0	2	2	4	4	3	1	3	0	1	30
14	LUKAN, Megan	g	1-9	1-6	5-8	3	0	3	4	8	4	3	0	1	41
20	LINDSTROM, Jessica	g	0-0	0-0	0-0	0	1	1	0	0	0	0	0	0	4
24	LECLAIRE, Allie	g	4-14	1-7	0-0	1	2	3	0	9	1	2	0	1	27
33	WEITZER, Lexi	g	0-0	0-0	0-2	1	0	0	3	0	0	1	0	0	13
55	TERRY, Sally	g	3-9	0-3	6-8	1	2	3	2	12	2	0	0	0	27
Totals			21-63	8-36	14-21	14	13	27	20	64	13	17	3	9	225

FG % 1st Half: 10-28 35.7% 2nd half: 10-25 40.0% OT: 1-10 10.0% Game: 21-63 33.3%  
3FG % 1st Half: 3-15 20.0% 2nd half: 4-12 33.3% OT: 1-4 25.0% Game: 9-36 25.0%  
FT % 1st Half: 7-8 87.5% 2nd half: 4-9 44.4% OT: 3-4 75.0% Game: 14-21 66.7%

### Vanderbilt 68 • 2-0

#	Player	Total		3-Pr		Rebounds		PF	TP	A	TO	Blk	Stl	Min	
		FG	FGA	FT	FTA	Off	Def								Total
13	A. Caron-Goudreau	r	4-6	0-1	2-2	0	10	10	4	10	0	5	1	1	34
22	Marques Webb	r	5-7	0-0	3-4	2	9	11	2	13	0	2	0	1	33
25	Morgan Batey	g	5-10	1-2	0-0	2	2	4	3	11	4	3	0	2	41
33	Christa Reed	g	4-5	2-3	2-2	0	3	3	4	12	2	4	0	0	29
41	Paris Kea	g	4-6	0-0	2-4	2	4	0	10	6	8	1	2	0	40
01	Rebekah Dahlman	g	2-4	1-2	2-3	0	1	1	3	7	1	2	0	0	18
03	Rachel Bell	g	0-4	0-2	0-0	1	0	1	0	0	0	0	0	0	9
15	Jasmine Jenkins	g	0-0	0-0	0-0	1	1	3	0	2	0	0	1	6	
24	Kristen Gaffney	g	2-2	1-1	0-0	0	2	2	3	5	0	3	0	7	
44	Rayte'a Long	g	0-1	0-0	0-0	1	1	2	0	0	3	0	0	8	
Totals			26-45	5-11	11-15	8	32	40	24	68	13	32	2	7	225

FG % 1st Half: 15-25 60.0% 2nd half: 8-15 53.3% OT: 3-5 60.0% Game: 26-45 57.8%  
3FG % 1st Half: 3-5 60.0% 2nd half: 2-5 40.0% OT: 0-1 0.0% Game: 5-11 45.5%  
FT % 1st Half: 0-1 0.0% 2nd half: 7-8 87.5% OT: 4-6 66.7% Game: 11-15 73.3%

Officials: Maj Forsberg, Bruce Morris, Carla Fountain  
Technical Fouls: Green Bay-None, Vanderbilt-None.  
Attendance: 2257

Score by periods	1st	2nd	OT	Total
Green Bay	30	28	6	64
Vanderbilt	33	25	10	68

Last FG - GB OT-00:26, VANDY OT-01:21.  
Largest lead - GB by 4 2nd-16:46, VANDY by 16 1st-06:42.  
GB led for 02:45, VANDY led for 37:45, Game - was tied for 04:02.

**NASHVILLE, Tenn.** - The Vanderbilt's Rebekah Dahlman struggled with her shooting for much of the night on Friday. But when the game was on the line, she hit the shot that mattered most.

With the Commodores locked in a tie against Belmont, Dahlman converted a crucial three-point play -- making a tough reverse layup and a free throw -- with 1:31 to go, and Vanderbilt stayed in front the rest of the way to post a season-opening 65-58 victory.

Dahlman, who missed most of last season after having a blood clot in her shoulder, finished just 3-of-10 from the floor. But her late-game layup gave the Commodores a huge boost, and enabled them to fend off the feisty Bruins (0-1).

"I think a lot of emotions were going through all of our heads," said Dahlman, who scored eight points in the win. "I give credit to Belmont; they're a great team. They came out really strong and fought all the way through... We will improve. I know we will."

Belmont stayed within striking distance of Vanderbilt throughout the game, and eventually took the lead, 58-57, on a jumper by freshman Sally McCabe with 3:09 to go. But Vanderbilt closed the game on an 8-0 run, fueled by Dahlman's 3-point play, to escape with the win.

Morgan Batey finished with a team-high 15 points, and freshman Audrey-Ann Caron-Goudreau had an impressive Memorial Gym debut, finishing with 10 points and 11 rebounds. Sophomore Marques Webb and freshman Paris Kea added 11 points each for the Commodores, who owned a 32-27 lead at the half.

Jordyn Luffman-Hartsfield led Belmont with 22 points. The victory enabled the Commodores (1-0) to extend a pair of streaks: They've now won nine consecutive season openers, and 29 straight home openers. This one, however, certainly wasn't easy.

Using a continuous stream of outside shots, the Bruins refused to let the Commodores to pull away. Belmont, which finished 10-of-27 from 3-point range, never trailed by more than eight points in the final 14 minutes, and used an 11-4 surge to take their first -- and only -- lead of the night on McCabe's basket with 3:09 to go. McCabe, who was a prep star at Mt. Juliet, finished with 10 points. "It was a great game," said Vanderbilt head coach Melanie Balcomb. "They're a very good team, and I think that it's a great win for us."

**NASHVILLE, Tenn.** - The Vanderbilt women used a powerful inside attack to down Wisconsin-Green Bay, 68-64 in overtime Monday.

With all five starters in double figures, Vanderbilt (2-0) had double-doubles from inside players Marques Webb (13 points, 11 rebounds) and Audrey-Ann Caron-Goudreau, who enjoyed her second straight double-double with 10 points and 10 boards. Mehyrn Kraker led Green Bay (1-1) with 17 points, all but four in the second half.

It was an intense game of ebbs and flows that Commodore Head Coach Melanie Balcomb likened to an NCAA Tournament contest. "Basketball is a game of runs but stamina is clearly still an issue with us," she said afterward. "We started strong and wore them down, then they'd call a time out and go on a run and wear us down. That team is extremely well coached and keeps you off balance. They changed defenses and we have a lot of freshmen on the floor that have never seen any of that. To still pull out a win is obviously a real positive."

Both Paris Kea and Webb felt the team needs to work on better consistency, especially on the defensive side where the Commodores played a 2-3 zone much of the night.

Webb feels the team's opening two stressful wins (beating Belmont, 65-58) will prove beneficial as the year progresses. "Honestly, I love it," Webb said. "Having a year under my belt these kind of games will help us. You have some teams winning games by 50 points this time of year but I think these kind of games will help us when the SEC rolls around."

Vanderbilt jumped on the talented Phoenix quickly. With Reed leading the way with eight points the Commodores rushed out to a 14-2 lead in a matter of minutes. Green Bay cut it to 14-6 before Vandy expanded its advantage to 23-8 with the inside power of Marques Webb and crisp floor play providing much of the spark.

Just when it appeared it might be the Commodores' night, the Phoenix came storming back late in the half with Tesha Buck, a 5-11 guard, scoring 11 of her 13 points in a matter of minutes. The lead shrunk to three on several occasions in the waning moments of the half.

### Vanderbilt 67 • 3-0

#	Player	Total		3-Pr		Rebounds		PF	TP	A	TO	Blk	Stl	Min	
		FG	FGA	FT	FTA	Off	Def								Total
13	A. Caron-Goudreau	f	5-9	1-4	0-0	2	4	6	3	11	0	2	0	0	21
22	Marques Webb	r	2-3	0-0	0-0	0	2	2	1	4	0	1	0	1	16
25	Morgan Batey	g	1-2	0-0	0-0	2	1	3	2	1	3	0	3	24	
33	Christa Reed	g	1-7	0-2	0-0	1	2	3	0	2	1	0	0	0	17
41	Paris Kea	g	6-11	0-0	3-5	0	2	2	0	15	5	3	1	35	
01	Rebekah Dahlman	g	7-13	1-4	3-3	4	5	9	2	18	0	1	0	37	
03	Rachel Bell	g	1-5	1-3	0-0	0	2	0	3	1	1	0	1	9	
15	Jasmine Jenkins	g	0-0	0-0	0-0	2	0	2	0	0	1	0	0	0	5
24	Kristen Gaffney	g	5-9	0-4	2-3	2	1	3	1	12	3	1	0	1	32
35	Kendall Shaw	g	0-0	0-0	0-0	0	0	0	2	0	0	0			



# GAME CAPSULES

## GAME 4

	1st	2nd	Final
ST. LOUIS	33	24	57
VANDERBILT	42	33	75

Nov. 24, 2014  
Nashville, Tenn.

### Official Basketball Box Score - Game Totals - Final Statistics ST. LOUIS vs VANDERBILT

11/24/14 11:30 a.m. at Nashville, Tenn. (Memorial Gym)

#	Player	Total		3-Ptr		Rebounds		PF	TP	A	TO	Bk	Stl	Min	
		FG	FGA	FG	FGA	FT	FTA								Off
12	JAKUBICEK, Olivia	1	3	0	0	3	1	4	3	0	3	1	0	2	21
22	NELSON, Erin	1	3	1	2	0	2	4	1	9	0	2	0	0	27
34	WOMACK, Denisha	1	1	0	1	0	3	3	2	2	3	3	0	0	19
63	KEMPH, Jackie	6	12	1	5	1	4	5	3	14	3	0	0	2	37
11	PRICE, Jamesia	6	3	1	4	1	2	0	0	3	10	2	0	2	28
16	VLET, Jenny	3	8	2	7	0	4	5	9	8	4	2	0	1	17
23	BALL, Desiree	2	7	2	6	0	1	1	2	6	1	2	0	0	15
40	STIPANOVIC, Sadie	2	6	0	0	2	2	3	4	0	1	1	0	16	
42	GITS, Maddison	2	3	0	0	1	1	2	1	4	0	1	1	0	9
Team		22-71		11-40		2-6		14		19		33		20	
Totals		22-71		11-40		2-6		14		19		33		20	

FG % 1st Half: 13-37 35.1% 2nd Half: 9-34 26.5% Game: 22-71 31.0%  
3FG % 1st Half: 6-20 30.0% 2nd Half: 5-20 25.0% Game: 11-40 27.5%  
FT % 1st Half: 1-4 25.0% 2nd Half: 1-2 50.0% Game: 2-6 33.3%

#### Vanderbilt 75 • 4-0

#	Player	Total		3-Ptr		Rebounds		PF	TP	A	TO	Bk	Stl	Min	
		FG	FGA	FG	FGA	FT	FTA								Off
13	A. Caron-Goudreau	7	5	0	2	0	4	6	2	10	1	2	4	1	19
22	Marques Webb	7	2	0	0	4	5	4	8	3	2	1	0	0	17
61	Rebekah Dahlan	6	0	2	1	0	2	2	2	4	3	0	0	21	
25	Morgan Batey	6	3	1	1	3	2	7	9	1	2	2	0	1	28
41	Paris Kea	6	3	0	2	2	2	2	0	8	3	2	0	2	26
63	Rachel Bell	7	10	4	6	0	1	2	3	18	0	0	1	23	
15	Jasmine Jenkins	0	0	0	2	2	2	2	0	2	3	3	0	9	
24	Kristen Gaffney	2	3	0	0	0	5	5	1	4	0	1	0	1	24
33	Christa Reed	3	7	0	1	3	3	1	2	9	0	0	0	23	
35	Kendall Shaw	2	2	0	0	0	0	0	2	4	0	1	0	3	
44	Rayte'a Long	0	0	0	0	2	2	2	0	1	2	1	0	7	
Team		27-51		5-13		16-18		6		35		41		20	
Totals		27-51		5-13		16-18		6		35		41		20	

FG % 1st Half: 13-27 48.1% 2nd Half: 14-24 58.3% Game: 27-51 52.9%  
3FG % 1st Half: 3-7 42.9% 2nd Half: 2-6 33.3% Game: 5-13 38.5%  
FT % 1st Half: 13-14 92.9% 2nd Half: 3-4 75.0% Game: 16-18 88.9%

Officials: Sue Blauch, Mark Zentz, Angela Sufren  
Technical fouls: ST. LOUIS-None; Vanderbilt-None.  
Attendance: 6598

	Score by periods			Total
	1st	2nd	Final	
ST. LOUIS	33	24	57	
Vanderbilt	42	33	75	

	Points	Reb	T/O	Chance	Break	Bench
ST. LOUIS	20	6	10	19	22	22
VANDY	34	12	6	19	39	39

Last FO: SLU 2nd-01:07, VANDY 2nd-02:09.  
Largest lead: SLU by 2, 18:02-30, VANDY by 20, 04:15-19, SLU led for 10:46, VANDY led for 27:24. Game was tied for 00:10.

## GAME 5

	1st	2nd	Final
MINNESOTA	20	34	54
VANDERBILT	24	47	71

Nov. 28, 2014  
Estero, Fla.

#### Minnesota 54 • 4-1

#	Player	Total		3-Ptr		Rebounds		PF	TP	A	TO	Bk	Stl	Min		
		FG	FGA	FG	FGA	FT	FTA								Off	Def
01	Banharn, Rachel	1	8	0	3	2	2	0	4	4	5	4	0	2	27	
33	Kelley, Shae	5	18	0	1	5	6	6	6	12	2	15	3	1	36	
24	Bailey, Mikayla	1	5	1	7	0	0	1	1	2	4	3	1	2	0	36
32	Zahui, Amanda	2	6	0	1	3	4	1	3	4	5	7	0	2	19	
33	Wagner, Carlie	4	10	2	6	1	2	1	0	1	2	1	0	2	22	
33	Mullaney, Shayne	0	0	0	0	0	0	0	0	0	0	0	0	0	3	
05	Jacobs, Tory	0	2	0	2	2	2	0	0	0	2	2	0	0	17	
33	Hirt, Kevin	2	8	0	4	4	0	5	8	1	2	0	0	24		
22	Hedstrom, Joanna	2	5	0	2	0	2	2	4	1	0	0	1	16		
Team		17-65		3-22		17-20		19		16		35		24		
Totals		17-65		3-22		17-20		19		16		35		24		

FG % 1st Half: 8-37 21.6% 2nd Half: 9-28 32.1% Game: 17-65 26.2%  
3FG % 1st Half: 2-14 14.3% 2nd Half: 18 12.5% Game: 3-22 13.6%  
FT % 1st Half: 2-2 100.0 2nd Half: 15-18 83.3% Game: 17-20 85.0%

#### Vanderbilt 71 • 5-0

#	Player	Total		3-Ptr		Rebounds		PF	TP	A	TO	Bk	Stl	Min		
		FG	FGA	FG	FGA	FT	FTA								Off	Def
01	Rebekah Dahlan	5	13	2	5	5	6	4	6	10	1	17	2	0	1	36
13	A. Caron-Goudreau	7	19	0	7	7	7	14	4	21	0	4	2	0	35	
22	Marques Webb	4	5	0	0	1	1	4	5	4	9	0	4	0	24	
25	Morgan Batey	2	5	1	1	2	1	4	5	1	7	1	4	0	26	
41	Paris Kea	3	5	0	2	6	0	0	8	8	3	3	0	30		
63	Rachel Bell	0	2	0	2	0	0	1	0	1	0	1	0	11		
15	Jasmine Jenkins	0	1	0	0	0	2	2	1	0	2	0	0	10		
33	Christa Reed	3	5	3	4	0	0	2	2	9	2	1	0	2	22	
35	Kendall Shaw	0	0	0	0	0	0	3	0	0	0	0	0	2		
44	Rayte'a Long	0	0	0	0	2	0	0	1	0	1	0	0	4		
Team		24-55		6-12		17-26		23		29		52		17		
Totals		24-55		6-12		17-26		23		29		52		17		

FG % 1st Half: 10-28 35.7% 2nd Half: 14-27 51.9% Game: 24-55 43.6%  
3FG % 1st Half: 1-3 33.3% 2nd Half: 5-9 55.6% Game: 6-12 50.0%  
FT % 1st Half: 3-7 42.9% 2nd Half: 14-19 73.7% Game: 17-26 65.4%

Officials: Sue Blauch, Joe Cunningham, Britton Sherry  
Technical fouls: Minnesota-None; Vanderbilt-None.  
Attendance: 4900

	Score by periods			Total
	1st	2nd	Final	
Minnesota	20	34	54	
Vanderbilt	24	47	71	

Last FO: MINN 2nd-01:13, VANDY 2nd-00:20.  
Largest lead: UCONN by 44, 22:03-30, VANDY None.  
UConn led for 39:44, VANDY led for 00:00. Game was tied for 00:11.

## GAME 6

	1st	2nd	Final
UCONN	52	39	91
VANDERBILT	27	25	52

Nov. 29, 2014  
Estero, Fla.

#### UCONN 91 • 4-1

#	Player	Total		3-Ptr		Rebounds		PF	TP	A	TO	Bk	Stl	Min		
		FG	FGA	FG	FGA	FT	FTA								Off	Def
03	TUCK, Morgan	6	8	0	1	4	4	1	2	3	1	16	4	4	0	28
04	JEFFERSON, Moriah	5	8	2	3	0	2	1	2	2	12	5	1	0	4	23
11	NURSE, Kia	7	10	1	3	1	1	3	2	16	4	1	0	1	27	
28	MOSQUEIRA-LEWIS, K.	5	7	4	6	0	2	0	2	1	14	1	3	0	11	
38	STEWART, Breanna	6	10	2	0	0	3	3	4	12	2	2	1	0	22	
33	CHONG, Saniya	3	7	1	4	0	2	1	7	1	0	1	0	1	20	
14	EDWARDS, Sadie	1	2	0	0	0	1	1	1	1	2	0	3	0	7	
25	WILLIAMS, Gabby	1	3	0	2	5	1	5	6	1	4	1	0	1	3	
29	LAWLOR, Tierney	0	2	0	2	0	1	1	2	1	0	0	0	0	4	
24	PULIDO, Briana	0	0	0	0	0	0	0	0	0	0	0	0	0	3	
41	STOKES, Kiah	4	4	0	0	2	5	7	1	8	1	0	7	1	18	
Team		38-61		8-21		7-12		8		24		32		15		
Totals		38-61		8-21		7-12		8		24		32		15		

FG % 1st Half: 22-34 64.7% 2nd Half: 16-27 59.3% Game: 38-61 62.3%  
3FG % 1st Half: 9-11 81.8% 2nd Half: 3-10 30.0% Game: 12-21 57.1%  
FT % 1st Half: 3-5 60.0% 2nd Half: 4-7 57.1% Game: 7-12 58.3%

#### Vanderbilt 52 • 5-1

#	Player	Total		3-Ptr		Rebounds		PF	TP	A	TO	Bk	Stl	Min	
		FG	FGA	FG	FGA	FT	FTA								Off
01	Rebekah Dahlan	1	6	0	1	0	0	2	2	1	2	0	4	0	17
13	A. Caron-Goudreau	2	3	1	3	0	0	3	3	1	5	0	0	0	16
22	Marques Webb	1	3	0	0	0	0	3	3	2	2	2	0	0	19
25	Morgan Batey	1	6	0	1	0									



# GAME CAPSULES

## GAME 7

	1st	2nd	Final
<b>VANDERBILT</b>	<b>33</b>	<b>34</b>	<b>67</b>
<b>ARIZONA ST.</b>	<b>28</b>	<b>44</b>	<b>72</b>

Nov. 30, 2014  
Estero, Fla.

### Vanderbilt 67 • 5-2

#	Player	Total		3-Ptr		Rebounds		PF	TP	A	TO	Bk	Stl	Min
		FG	FGA	FT	FTA	Off	Def							
01	Rebekah Dahلمان	6-11	2-5	5-5	1-2	3	19	2	3	0	2	0	3	38
13	A. Caron-Goudreau	1-3	0-0	2-2	1	0	1	3	4	1	4	0	0	24
22	Marques Webb	2-3	0-1	0-1	0	2	3	4	0	1	1	0	1	15
28	Morgan Batey	5-8	0-0	0-0	3	1	4	1	4	1	0	2	1	21
41	Paris Kea	1-1	0-0	0-0	0	1	1	2	2	4	1	0	2	20
43	Rachel Bell	0-1	0-0	0-0	0	0	0	0	0	0	1	0	0	2
15	Jasmine Jenkins	1-2	0-1	2-4	0	1	5	4	3	3	0	1	2	20
24	Kristen Gaffney	6-6	0-0	3-4	1	4	5	15	0	2	0	2	22	
33	Christa Reed	3-6	1-1	2-2	1	1	2	0	9	0	1	0	1	32
44	Rayte'a Long	0-0	0-0	0-0	0	0	0	1	0	1	1	0	0	1
Team		0-4		0-4		0-4								
Totals		25-41	3-7	14-18	7	16	23	24	67	12	20	3	7	200

FG % 1st Half: 15-23 65.2% 2nd Half: 10-18 55.6% Game: 25-41 61.0%  
3FG % 1st Half: 2-3 66.7% 2nd Half: 1-4 25.0% Game: 3-7 42.9%  
FT % 1st Half: 1-5 20.0% 2nd Half: 13-13 100.0% Game: 14-18 77.8%

### Arizona State 72 • 5-1

#	Player	Total		3-Ptr		Rebounds		PF	TP	A	TO	Bk	Stl	Min
		FG	FGA	FT	FTA	Off	Def							
00	Hempen, Katie	1-2	1-2	0-0	0	1	1	5	3	0	1	0	0	20
10	Amukamara, Promise	8-12	0-2	5-5	3	2	5	3	21	1	1	0	3	31
21	Brunner, Sophie	3-5	0-0	0-1	1	0	1	5	6	0	4	0	3	20
23	Davis, Elshia	1-7	0-4	3-4	0	0	0	0	5	4	3	0	0	29
24	Woss, Kelsey	2-4	0-1	7-10	3	1	4	1	11	2	2	0	0	28
01	Hawkins, Arneica	5-5	2-2	0-0	0	0	0	2	12	1	0	0	2	17
11	Amukamara, Peace	1-6	0-2	0-1	0	0	0	3	2	1	1	0	1	20
22	Dornstaedter, Quinn	0-1	0-0	0-0	0	0	0	0	0	0	0	0	0	10
14	Edwards, Ayanwa	0-0	0-0	0-0	0	1	1	0	0	0	0	0	0	4
43	Normen, Eliza	5-7	0-0	2-2	4	3	7	1	12	2	4	0	0	21
Team		0-2		2-2		0-2								
Totals		26-49	3-12	17-23	11	10	21	20	72	11	6	0	9	200

FG % 1st Half: 13-25 52.0% 2nd Half: 13-24 54.2% Game: 26-49 53.1%  
3FG % 1st Half: 0-5 0.0% 2nd Half: 1-6 50.0% Game: 3-12 25.0%  
FT % 1st Half: 2-5 40.0% 2nd Half: 15-18 83.3% Game: 17-23 73.9%

Officials: Mark Zentz, Pualani Spurlock, Luis Gonzalez  
Technical fouls: Vanderbilt-None, Arizona State-None.  
Attendance: 2602

Score by periods	1st	2nd	Total
Vanderbilt	33	34	67
Arizona State	28	44	72

Last FG - VANDY 2nd-00:10, ASU 2nd-01:04.  
Largest lead - VANDY by 11 1st-04:21, ASU by 7 2nd-04:09.  
VANDY led for 26:58, ASU led for 1:15, Game was tied for 01:33.

Points	In	Off	2nd	Fast	Bench
VANDY	36	16	8	0	28
ASU	38	28	18	6	26

Score tied - 1 time.  
Lead changed - 1 time.

**ESTERO, Fla.** - The consolation round of the Gulf Coast Showcase wasn't very consoling for the Vanderbilt women.

Seeing an 11-point first-half lead slip away, the Commodores fell to Arizona State, 72-67, in the third-place game at Germain Arena. The defeat meant that Vanderbilt (5-2) -- which suffered a lopsided loss to No. 3-ranked UConn on Saturday -- was denied of gaining a measure of revenge on Arizona State (5-1). The Sun Devils dealt the Commodores a season-ending loss in the first round of last year's NCAA Tournament.

Vanderbilt shot 65 percent in the first half of Sunday's game, and owned a 33-28 lead at the half. The Commodores were still up by five after the opening four minutes of the second half, but Arizona State used a 10-2 run to grab a five-point lead with 9:50 to go.

The Sun Devils then hit three big 3-pointers in the final four minutes, including two by Arneica Hawkins, to secure the win. Arizona State had not made a 3-pointer in the game until the late flurry from long range, two of which came with the shot clock running down.

Promise Amukamara scored a team-high 21 for the Sun Devils. "Give Arizona State a lot of credit," said Vanderbilt head coach Melanie Balcomb. "They turned it up offensively in the second half, and they also hit some big 3-pointers just like they did against us last year."

Rebekah Dahلمان scored a team-high 19 for the Commodores, and Kristen Gaffney added a career-high 15, going 6-of-6 from the floor. Morgan Batey had 10 points and Christa Reed had nine.

"We had some highlights in this tournament; some things we can build on," said Balcomb. "But for now, we just need to keep moving along, keep getting better. Christa and Kristen certainly played well, but we're young and we're inconsistent."

Vanderbilt showed no signs of lingering effects from Saturday's loss to UConn, as the Commodores looked crisp on the offensive end throughout the first half while shooting 65 percent (15-of-23) from the floor and building a 33-28 halftime lead. Gaffney came off the bench and provided some scoring punch, going 4-of-4 from the field in the first 20 minutes. She and Dahلمان each scored nine first-half points.

Arizona State also shot effectively in the first half, making 13-of-25 attempts (52 percent).

## GAME 8

	1st	2nd	Final
<b>MISS. VALLEY</b>	<b>20</b>	<b>17</b>	<b>37</b>
<b>VANDERBILT</b>	<b>29</b>	<b>34</b>	<b>63</b>

Dec. 3, 2014  
Nashville, Tenn.

### Miss. Valley St. 37 • 0-6

#	Player	Total		3-Ptr		Rebounds		PF	TP	A	TO	Bk	Stl	Min
		FG	FGA	FT	FTA	Off	Def							
01	Stevens, Kahdejah	2-8	1-3	0-0	1	1	2	1	5	2	3	0	1	22
21	Weathers, A'Shanti	3-10	2-6	3-4	0	3	3	11	2	4	0	2	29	
25	Mabry, Chelsea	0-1	0-0	0-1	0	3	3	1	0	0	0	0	18	
05	Nolen, Shada	0-3	0-0	3-5	0	3	3	0	3	2	5	0	23	
25	Reed, Christina	0-5	0-1	0-0	1	2	3	4	0	3	0	0	21	
05	Wilson, Jessica	0-0	0-0	0-0	0	0	0	0	0	0	0	0	5	
20	Beals, Ashley	2-5	0-0	4-2	4	5	4	1	3	0	1	2	23	
24	Rachelle Bledsoe	2-2	0-2	2-2	1	7	0	0	0	1	1	0	18	
00	Walters, Feleisha	0-0	0-0	0-1	2	3	1	0	2	1	0	1	14	
33	Green, Taylor	1-6	1-5	0-0	1	1	2	3	0	1	0	0	8	
Team		0-1		1-2		0-2								
Totals		12-46	5-21	8-16	6	20	26	17	37	9	22	0	27	200

FG % 1st Half: 6-19 31.6% 2nd Half: 6-27 22.2% Game: 12-46 26.1%  
3FG % 1st Half: 2-7 28.6% 2nd Half: 3-14 21.4% Game: 5-21 23.8%  
FT % 1st Half: 6-12 50.0% 2nd Half: 2-4 50.0% Game: 8-16 50.0%

### Vanderbilt 63 • 6-2

#	Player	Total		3-Ptr		Rebounds		PF	TP	A	TO	Bk	Stl	Min
		FG	FGA	FT	FTA	Off	Def							
13	A. Caron-Goudreau	2-4	0-1	0-2	0	2	4	4	0	4	0	0	14	
24	Kristen Gaffney	2-5	0-0	0-0	2	8	10	2	4	0	3	2	27	
01	Rebekah Dahلمان	4-9	1-4	0-0	1	2	3	2	9	2	2	0	24	
15	Jasmine Jenkins	1-1	0-0	2-3	0	1	1	0	4	6	5	0	22	
25	Morgan Batey	7-11	0-1	1-1	1	9	10	3	15	1	0	0	32	
03	Rachelle Bell	5-6	0-0	0-0	3	1	4	1	10	1	0	0	20	
33	Christa Reed	1-8	1-4	1-2	2	3	1	4	0	1	0	0	22	
25	Kendall Shaw	2-4	0-0	1-2	0	3	3	1	5	0	1	1	10	
41	Paris Kea	1-3	0-0	4-6	0	2	2	1	6	7	3	0	1	20
44	Rayte'a Long	1-3	0-0	0-0	0	0	0	2	1	1	0	0	9	
Team		0-2		1-2		0-2								
Totals		26-54	2-10	9-16	9	31	40	17	63	18	21	1	9	200

FG % 1st Half: 11-28 39.3% 2nd Half: 15-26 57.7% Game: 26-54 48.1%  
3FG % 1st Half: 0-4 0.0% 2nd Half: 2-6 33.3% Game: 2-10 20.0%  
FT % 1st Half: 7-13 53.8% 2nd Half: 2-3 66.7% Game: 9-16 56.3%

Officials: Eric Koch, Melanie Davis, Mike Riggs  
Technical fouls: Miss. Valley-St.-Mabry, Chelsea; TEAM, Vanderbilt-None.  
Attendance: 2602

Score by periods	1st	2nd	Total
Miss. Valley St.	20	17	37
Vanderbilt	29	34	63

Last FG - MUSV 2nd-03:08, VANDY 2nd-00:25.  
Largest lead - MUSV 1st-19:19, VANDY by 26 2nd-00:25.  
MUSV led for 03:12, VANDY led for 36:19, Game was tied for 00:29.

Points	In	Off	2nd	Fast	Bench
MUSV	8	13	5	2	14
VANDY	34	17	1	16	27

Score tied - 8 times.  
Lead changed - 1 time.

**NASHVILLE, Tenn.** - The Vanderbilt women needed a late rally on Wednesday night -- not in order to win the game, but to feel better about their performance.

Rebekah Dahلمان made sure the Commodores got the finish they wanted.

Scoring seven points in 58 seconds, Dahلمان ignited a late-game run that capped off Vanderbilt's 63-37 victory over winless Mississippi Valley State.

Morgan Batey recorded her third career double-double, and second of the season, with 15 points and 10 rebounds. Rachel Bell added 10 points on 5-of-6 shooting for Vanderbilt (6-2), and Kristen Gaffney finished with 10 rebounds.

Although the Commodores were in charge throughout the contest, they struggled to find a rhythm on the offensive end against the Devils (0-6).

That is, until the final six minutes.

With the Commodores owning a solid -- but somewhat underwhelming -- 14-point lead, Dahلمان got loose for a layup at the 5:53 mark, and then buried a 3-pointer just 15 seconds later. She then capped her personal 7-0 run with another layup to give Vanderbilt a 55-34 lead with 4:55 to go.

The surge by Dahلمان, who finished with nine points, sparked a 15-3 game-ending run for the Commodores. "The last ten minutes, we really wore them down," said head coach Melanie Balcomb. "That's when we started beating them down the floor."

The victory came in Vanderbilt's final game before final exams. The Commodores don't play again until Dec. 14, when they visit Elon.

The Commodores used their decisive height advantage to dominate the low post in Wednesday's win, outscoring the Devils 34-8 in the paint and winning the rebounding battle, 40-26. The victory was a nice pick-me-up for Vanderbilt after the Commodores endured a tough trip to Florida, where they lost their final two games of the Gulf Coast Showcase.

Vanderbilt opened the tournament with a win over Minnesota, but then suffered a lopsided loss to No. 3 UConn in the semifinals, followed by a tough defeat to Arizona State in the third-place game.

## GAME 9

	1st	2nd	Final
<b>VANDERBILT</b>	<b>38</b>	<b>28</b>	<b>66</b>
<b>ELON</b>	<b>18</b>	<b>32</b>	<b>50</b>

Dec. 14, 2014  
Elon, N.C.

### Vanderbilt 66 • 7-2

#	Player	Total		3-Ptr		Rebounds		PF	TP	A	TO	Bk	Stl	Min
		FG	FGA	FT	FTA	Off	Def							
24	Kristen Gaffney	4-12	0-1	2-3	1	3	4	2	10	0	3	0	1	29
01	Rebekah Dahلمان	5-10	3-7	0-1	0	7	1	13	0	3	0	1	29	
15	Jasmine Jenkins	0-4	0-0	2-2	1	3	4	1	2	6	0	0	22	
25	Morgan Batey	4-8	0-1	6-6	7	9	16	3	14	4	1	0	35	
33	Christa Reed	0-2	0-0	0-2	1	1	2	0	4	1	0	1	14	
03	Rachel Bell	4-8	0-2	0-0	1	1	2	0	8	0	0	0	16	
21</														



# GAME CAPSULES

## GAME 10

	1st	2nd	Final
VANDERBILT	34	33	67
MARQUETTE	45	35	80

Dec. 18, 2014  
Milwaukee, Wisc.

### Vanderbilt 67 • 7-3

#	Player	FG-FGA	3-Pr	FT-FTL	Rebounds			PF	TP	A	T	Bk	Stk	Min
					Off	Def	Total							
24	Kristen Gaffney	f 5-14	0-2	3-8	1	3	4	13	1	1	0	1	33	
01	Rebekah Dahلمان	g 4-9	2-6	3-3	1	2	3	13	0	6	0	2	36	
15	Jasmine Jenkins	g 0-1	0-0	2-2	0	2	2	0	2	2	1	0	14	
25	Morgan Batey	g 2-4	0-1	4-4	2	5	7	4	8	3	2	0	32	
33	Christa Reed	g 2-4	0-1	4-4	2	2	4	1	8	1	2	0	17	
03	Rachel Bell	g 2-7	0-2	2-2	0	2	2	1	6	2	0	0	17	
21	Heather Bowe	g 3-6	0-0	2-2	1	0	1	2	8	1	2	0	19	
35	Kendall Shaw	g 2-3	1-1	0-1	0	2	2	1	5	0	2	1	12	
41	Paris Kea	g 2-3	0-0	0-0	0	1	1	0	4	1	1	0	13	
44	Rayte'a Long	g 0-0	0-0	0-0	0	2	2	0	0	1	1	0	7	
Team						2	4	1						
Totals		22-51	3-13	20-28	9	23	32	19	67	12	21	1	6	200

FG % 1st Half: 9-23 39.1 2nd half: 13-2 46.4 Game: 22.5 43.1  
3FG % 1st Half: 1-7 14.3 2nd half: 2-6 33.3 Game: 3-13 23.1  
FT % 1st Half: 15-1 78.9 2nd half: 5-9 55.6 Game: 20-2 71.4

Deadball Rebounds 5

### Marquette 80 • 3-7

#	Player	FG-FGA	3-Pr	FT-FTL	Rebounds			PF	TP	A	T	Bk	Stk	Min
					Off	Def	Total							
11	OJULU, Apiew	f 5-7	0-0	4-8	3	3	6	3	14	4	0	1	1	35
31	VALENTINE, Shantelle	f 3-3	0-0	0-0	0	1	1	3	6	0	0	0	0	15
04	MORSE, Ariessa	g 3-17	2-10	2-2	3	4	7	1	10	1	2	0	0	37
15	BELL, Kenisha	g 7-13	0-1	0-1	1	1	2	2	14	2	3	0	1	26
21	ELBERT, Tia	g 5-8	2-3	2-2	0	1	1	4	14	9	1	0	0	28
02	GRIM, Hannah	g 0-1	0-1	0-0	0	0	0	0	0	0	0	0	0	8
23	TIBBS, Lauren	g 3-5	0-0	0-0	2	2	1	6	2	1	0	0	0	15
34	BUTLER, Chelsea	g 4-7	0-0	1-1	4	6	10	4	9	1	4	0	1	18
35	BIGICA, Cristina	g 2-3	1-2	2-2	0	1	1	2	7	2	3	0	1	18
Team						2	4	6						
Totals		32-64	5-17	11-16	13	23	36	20	80	21	16	1	4	200

FG % 1st Half: 20-3 52.6 2nd half: 12-2 46.2 Game: 23.6 50.0  
3FG % 1st Half: 3-10 30.0 2nd half: 2-7 28.6 Game: 5-17 29.4  
FT % 1st Half: 2-4 50.0 2nd half: 9-12 75.0 Game: 11-1 68.8

Deadball Rebounds 1

Officials: Bryan Entlerline, Denise Brooks, Carla Fountain  
Technical fouls: Vanderbilt-None, Marquette-None.  
Attendance: 3985

Score by periods	1st	2nd	Total
Vanderbilt	34	33	67
Marquette	45	35	80

**MILWAUKEE** - Although the Vanderbilt women didn't shoot the ball especially well on Thursday, the Commodores' field goal percentage wasn't what bothered head coach Melanie Balcomb. She was far more irritated with Vanderbilt's performance on the defensive end during a surprising 80-67 loss to Marquette.

Vanderbilt fell to 7-3 and saw a two-game win streak come to an end. The Golden Eagles -- playing in front of Entertainment Day crowd that included roughly 3,000 school-aged children -- improved to 3-7 and snapped a four-game skid.

"We kept switching defenses today -- and I think we used every defense we have," said Balcomb. "But we couldn't find one that worked. It was disappointing."

The loss marked the second straight year that the Golden Eagles have defeated Vanderbilt. Last year, Marquette overcame a 14-point first-half deficit and stunned the Commodores, 82-77, in Nashville.

In Thursday's game, Marquette shot 50 percent from the floor (32-64) against the Commodores, which marked only the third time this season that Vanderbilt has allowed an opponent to shoot 50 percent or better.

The Commodores, conversely, shot 43 percent from the floor, including only 39 percent in the first half.

Vanderbilt's Kristen Gaffney and Rebekah Dahلمان finished with 13 points each. The Commodores were once again without post players Marqu'eb Webb and Audrey-Ann Caron-Goudreau, who are both sidelined with injuries.

Tia Elbert, Kenisha Bell and Apiew Ojulu scored 14 points each for Marquette, which suffered a home loss to Northern Kentucky on Monday but bounced back effectively from that loss with a big performance against the Commodores.

Marquette led 45-34 at the half and was up by as many as 17 in the second half. Vanderbilt then mounted a huge comeback, and trimmed the deficit to 69-65 after a 3-pointer by Dahلمان with 4:58 to play. Marquette, however, responded with a 9-0 run to reestablish control.

"We're a young team, and we haven't been in many close games this season," said Balcomb, "so we have to learn how to keep (surging) when we make a run like that."

## GAME 11

	1st	2nd	Final
DAYTON	31	40	71
VANDERBILT	27	40	67

Dec. 21, 2014  
Nashville, Tenn.

### Dayton 71 • 7-3

#	Player	FG-FGA	3-Pr	FT-FTL	Rebounds			PF	TP	A	T	Bk	Stk	Min
					Off	Def	Total							
11	MALOTT, Ally	f 6-9	2-3	0-0	0	5	5	4	14	1	2	1	0	35
12	CORNEILL, Jodie	c 3-6	1-2	3-3	2	3	5	5	9	1	0	3	1	32
02	DEANE, Amber	g 5-7	0-0	0-0	0	1	1	4	10	3	1	0	1	28
22	AUSTRIA, Kelley	g 6-13	1-4	3-4	4	1	5	4	16	3	4	0	2	36
24	HOOPER, Andrea	g 5-12	4-7	6-6	1	5	6	2	20	5	4	0	1	36
30	JOHNSON, Tiffany	g 1-3	0-0	0-0	0	2	2	1	2	2	4	0	0	13
55	GRANT-ALLEN, Saicha	g 0-3	0-0	0-0	0	4	4	0	0	2	0	0	0	20
Team						1	0	1						
Totals		26-53	8-16	11-13	8	21	29	20	71	15	17	4	5	200

FG % 1st Half: 13-28 46.4% 2nd half: 13-25 52.0% Game: 26-53 49.1%  
3FG % 1st Half: 5-10 50.0% 2nd half: 3-6 50.0% Game: 8-16 50.0%  
FT % 1st Half: 0-0 0.0% 2nd half: 11-13 84.6% Game: 11-13 84.6%

Deadball Rebounds 1

### Vanderbilt 67 • 4-4

#	Player	FG-FGA	3-Pr	FT-FTL	Rebounds			PF	TP	A	T	Bk	Stk	Min
					Off	Def	Total							
21	Heather Bowe	f 6-14	0-1	3-5	4	5	9	2	15	1	2	0	1	32
24	Kristen Gaffney	f 5-13	0-2	3-3	3	2	5	1	13	1	1	0	0	32
01	Rebekah Dahلمان	g 2-5	2-3	0-0	1	3	4	1	6	1	4	0	1	23
03	Rachel Bell	g 4-13	2-5	1-2	4	2	6	2	11	2	4	0	0	36
25	Morgan Batey	g 5-11	0-1	3-3	3	3	6	2	13	5	2	0	2	36
15	Jasmine Jenkins	g 3-7	0-0	1-2	2	4	6	3	7	4	3	0	0	26
33	Christa Reed	g 0-1	0-1	0-0	0	0	0	0	0	0	0	0	0	7
41	Paris Kea	g 0-0	0-0	0-0	0	0	0	0	0	0	0	0	0	1
44	Rayte'a Long	g 1-2	0-0	0-0	1	0	1	3	2	1	0	0	1	8
Team						2	1	3						
Totals		26-66	4-13	11-15	20	20	40	14	67	15	17	0	5	200

FG % 1st Half: 12-34 35.3% 2nd half: 14-32 43.8% Game: 26-66 39.4%  
3FG % 1st Half: 1-8 12.5% 2nd half: 3-5 60.0% Game: 4-13 30.8%  
FT % 1st Half: 2-2 100.0% 2nd half: 9-13 69.2% Game: 11-15 73.3%

Deadball Rebounds 3

Officials: Denise Brooks, Mark Zentz, Nick Marshall  
Technical fouls: Dayton-None, Vanderbilt-None.  
Attendance: 2910

Score by periods	1st	2nd	Total
Dayton	31	40	71
Vanderbilt	27	40	67

Last FG - UD 2nd-00:37, VANDY 2nd-00:00. Score tied - 6 times.  
Largest lead - UD by 9 2nd-12:32, VANDY by 8 1st-17:10. Lead changed - 3 times.  
UD led for 29:38, VANDY led for 05:06. Game was tied for 04:14.

## GAME 12

	1st	2nd	Final
J. MADISON	30	32	62
VANDERBILT	28	38	66

Dec. 29, 2014  
Nashville, Tenn.

### James Madison 62 • 9-2

#	Player	FG-FGA	3-Pr	FT-FTL	Rebounds			PF	TP	A	T	Bk	Stk	Min
					Off	Def	Total							
03	Giggetts, Tola	f 3-9	0-0	0-0	2	5	7	3	6	0	2	0	0	25
33	Okafor, Lauren	c 2-3	0-0	1-2	1	2	3	2	5	0	1	0	1	12
12	Hall, Precious	g 5-24	1-4	1-1	0	7	7	3	13	0	1	0	1	37
24	Gwathmey, Jazmon	g 2-6	0-2	1-3	2	5	7	3	5	0	1	0	0	23
32	Mickens, Angela	g 0-5	0-2	0-0	0	2	2	3	0	10	5	0	1	39
02	Jones, Destiny	g 4-4	0-0	1-3	6	2	8	2	9	0	0	0	0	18
05	Perez, Ashley	g 7-17	3-9	4-4	1	2	3	2	1	4	0	0	0	27
14	Barron, Halleie	g 1-3	1-3	0-0	0	0	0	0	0	0	0	1	0	7
40	Griffin, Da'Lishia	g 0-2	0-0	0-0	3	4	7	1	0	1	0	1	0	12
Team						2	2	4						
Totals		24-73	7-30	7-13	17	31	48	20	62	11	16	1	3	200

FG % 1st Half: 13-40 32.5% 2nd half: 11-33 33.3% Game: 24-73 32.9%  
3FG % 1st Half: 4-17 23.5% 2nd half: 3-13 23.1% Game: 7-30 23.3%  
FT % 1st Half: 0-0 0.0% 2nd half: 7-13 53.8% Game: 11-13 84.6%

Deadball Rebounds 1

### Vanderbilt 66 • 8-4

#	Player	FG-FGA	3-Pr	FT-FTL	Rebounds			PF	TP	A	T	Bk	Stk	Min
					Off	Def	Total							
21	Heather Bowe	f 4-7	0-0	2-3	2	4	6	1	4	0	2	0	0	22
24	Kristen Gaffney	f 2-3	0-0	0-0	0	1	1	4	0	2	0	0	0	7
01	Rebekah Dahلمان	g 2-10	1-4	7-8	0	3	3	1	12	1	2	0	1	36
03	Rachel Bell	g 4-12	3-6	3-4	2	4	6	0	14	3	1	0	0	30
25	Morgan Batey	g 2-2	0-0	4-4	1	5	6	2	8	2	2	0	1	29
13	A. Caron-Goudreau	g 2-9	0-2	0-1	1	8	9	4	4	5	0	1	1	31
15	Jasmine Jenkins	g 1-4	0-1	1-2										



# GAME CAPSULES

## GAME 13

	<b>1st</b>	<b>2nd</b>	<b>Final</b>
<b>VANDERBILT</b>	<b>32</b>	<b>29</b>	<b>61</b>
<b>TEXAS A&amp;M</b>	<b>31</b>	<b>44</b>	<b>75</b>

Jan. 2, 2015  
College Station, Texas

### Vanderbilt 61 • 8-5, 0-1 SEC

##	Player	Total			3-Ptr			Rebounds			PF	TP	A	TO	Bk	Stl	Min
		FG	FGA	FT	FTA	Off	Def	Total	Off	Def							
01	Rebekah Dahlman	3	6	2	1	2	0	0	1	9	3	3	0	1	29		
13	A. Caron-Goudreau	1	3	0	0	1	2	1	3	5	3	1	3	2	16		
15	Jasmine Jenkins	4	4	0	0	1	2	3	3	0	1	2	0	0	26		
21	Heather Bowe	1	8	0	0	1	3	4	1	16	1	5	0	1	29		
25	Morgan Batey	3	6	0	0	1	2	3	1	6	3	1	0	0	21		
10	K. Caron-Goudreau	4	7	2	4	1	3	5	11	3	1	2	0	22			
22	Marquesa Webb	2	3	0	0	0	6	2	6	0	2	0	2	20			
33	Christa Reed	0	4	0	0	2	1	3	2	2	0	0	0	16			
41	Paris Kea	3	5	0	0	0	0	0	6	3	4	0	1	18			
44	Rayle'a Long	1	1	0	0	0	0	0	2	0	0	0	0	3			
Team		0		0		0		2		0		0		0			
Totals		25	48	4	12	7	11	9	16	25	20	61	17	21	4	200	

FG % 1st Half:	12.5	48.0%	2nd half:	13.23	56.5%	Game:	25-48	52.1%	Deatball
3FG % 1st Half:	2-6	33.3%	2nd half:	2-6	33.3%	Game:	4-12	33.3%	Rebounds
FT % 1st Half:	6-8	75.0%	2nd half:	1-3	33.3%	Game:	7-11	63.6%	2

### Texas A&M 75 • 13-2, 1-0 SEC

##	Player	Total			3-Ptr			Rebounds			PF	TP	A	TO	Bk	Stl	Min
		FG	FGA	FT	FTA	Off	Def	Total	Off	Def							
00	Khaaila Hillsman	3	3	0	0	1	2	3	2	7	1	1	0	0	17		
02	Courtney Williams	9	13	3	4	1	1	0	2	2	4	22	0	1	24		
24	Jordan Jones	4	9	0	0	2	1	3	9	15	6	0	3	37			
30	Courtney Walker	6	11	0	0	1	5	6	0	0	17	1	1	0	37		
35	Achiri Ade	4	6	0	0	2	5	6	11	3	10	1	2	0	35		
11	Curtye Knox	0	0	0	0	0	0	0	0	0	0	0	0	0	3		
12	Jada Terry	0	1	0	0	2	1	0	1	0	0	0	0	0	9		
13	Chelsea Jennings	3	9	0	0	0	0	0	1	2	1	1	1	5			
15	Tori Scott	1	1	0	0	0	1	1	2	2	0	0	0	23			
23	Rachel Mitchell	0	1	0	0	0	0	0	0	0	0	0	0	0	7		
27	T. Scott-Williams	0	0	0	0	0	2	1	0	0	0	0	0	0	3		
Team		0		0		0		4		0		0		0			
Totals		30	54	3	7	12	18	10	16	14	75	19	13	1	200		

FG % 1st Half:	14-29	48.3%	2nd half:	16-25	64.0%	Game:	30-54	55.6%	Deatball
3FG % 1st Half:	1-4	25.0%	2nd half:	2-3	66.7%	Game:	3-7	42.9%	Rebounds
FT % 1st Half:	2-2	100.0%	2nd half:	10-15	62.3%	Game:	12-18	66.7%	4

Officials: Sue Blaud, Laura Morris, Michael McConnell  
Technical fouls: Vanderbilt-None. Texas A&M-Courtney Williams.  
Attendance: 4513

Score by periods	1st	2nd	Total
Vanderbilt	32	29	61
Texas A&M	31	44	75

Last FG - VANDY 2nd-00:41, TAMU 2nd-00:24.  
Largest lead - VANDY by 7 2nd-02:46, TAMU by 16 2nd-01:03.  
VANDY led for 27:35, TAMU led for 29:29, Game was tied for 02:56.

**COLLEGE STATION, Texas.** - With so many injuries early this season, Vanderbilt wasn't quite where it wanted to be as South-eastern Conference play began on Friday night.

But the Commodores provided plenty of reasons to be optimistic about the days ahead.

Facing No. 5-ranked Texas A&M, the Commodores were within striking distance of pulling off the potential upset late in the second half before the Aggies pulled away in the final minutes and downed Vanderbilt, 75-61.

Courtney Williams had 22 points and Courtney Walker added 17 for No. 5 Texas A&M (13-2) in the SEC opener for both teams.

Heather Bowe's 16 points led Vanderbilt. She made her first seven shots of the game and finished 8-of-9 for the Commodores (8-5, 0-1), who are finally getting close to full strength after dealing with a variety of injuries in December.

"I think it's just going to take time for us to mesh," said Vanderbilt coach Melanie Balcomb. "It's been a continual transition with such a young team. We don't have the cohesion and knowing each other's strengths."

A 3-pointer by Rebekah Dahlman got the Commodores within five with about 8 minutes left before the Aggies used a 10-2 run to push the lead to 68-55. Vanderbilt didn't threaten again. "As the season goes on I believe we'll get better and better and know each other better," Balcomb said. "But we can't give up so many points."

Vanderbilt freshman Khaleann Caron-Goudreau, who is the twin sister of Audrey-Ann Caron-Goudreau, made her season debut after sitting out the first 12 games with an ankle injury. She had 11 points, three assists and three rebounds in 22 minutes.

"I thought it was awesome," Balcomb said of her play. "She was ready to go, played smart and was aggressive and confident."

The Aggies have won two in a row after dropping two straight following an 11-0 start.

Balcomb raved about the work of A&M's Jordan Jones.

"She changed the game with her defense and then she turns around and has 15 assists," Balcomb said. "She controlled the game on both ends of the court. I think that's good to see. We need to see more players like her in the SEC."

## GAME 14

	<b>1st</b>	<b>2nd</b>	<b>Final</b>
<b>TENNESSEE</b>	<b>25</b>	<b>32</b>	<b>57</b>
<b>VANDERBILT</b>	<b>17</b>	<b>32</b>	<b>49</b>

Jan. 5, 2015  
Nashville, Tenn.

### Tennessee 57 • 12-2 (2-0)

##	Player	Total			3-Ptr			Rebounds			PF	TP	A	TO	Bk	Stl	Min
		FG	FGA	FT	FTA	Off	Def	Total	Off	Def							
11	Burdick, Cierra	4	7	0	0	2	2	4	3	7	3	10	0	3	0	28	
12	Graves, Bashaara	1	2	0	0	0	0	1	3	4	1	2	3	2	1	26	
20	Harrison, Isabelle	1	5	0	0	1	4	4	2	6	4	3	0	3	1	24	
00	Reynolds, Jordan	3	8	1	3	4	1	0	1	0	11	1	3	0	0	26	
14	Carter, Andraya	6	10	4	5	6	2	2	4	3	19	1	4	0	2	35	
01	Moore, Nia	0	0	0	0	0	0	2	2	0	0	0	0	0	0	3	
2	Massengale, Ariel	2	9	2	7	6	0	2	2	1	12	1	3	0	2	29	
13	Dunbar, Kortney	0	2	0	0	0	1	1	0	0	0	0	0	0	0	3	
31	Nared, Jaime	0	3	0	1	0	1	0	1	0	0	1	0	0	1	9	
33	Middleton, Alexa	0	1	0	0	0	0	1	1	0	0	1	0	1	7		
Team		4		6		10		1		20		2		8		200	
Totals		17	47	5	17	18	22	17	22	39	13	57	7	20	2	200	

FG % 1st Half:	10-27	37.0%	2nd half:	7-20	35.0%	Game:	17-47	36.2%	Deatball
3FG % 1st Half:	2-9	22.2%	2nd half:	3-8	37.5%	Game:	5-17	29.4%	Rebounds
FT % 1st Half:	3-4	75.0%	2nd half:	15-18	83.3%	Game:	18-22	81.8%	2

### Vanderbilt 49 • 8-6 (0-2)

##	Player	Total			3-Ptr			Rebounds			PF	TP	A	TO	Bk	Stl	Min
		FG	FGA	FT	FTA	Off	Def	Total	Off	Def							
13	A. Caron-Goudreau	0	2	0	0	0	2	2	2	2	1	2	0	1	28		
21	Heather Bowe	1	2	0	0	0	0	0	0	1	0	1	0	1	18		
01	Rebekah Dahlman	3	8	2	5	0	0	1	4	2	8	1	2	0	1	26	
03	Rachel Bell	0	2	0	0	0	0	2	0	0	2	0	1	0	0	9	
25	Morgan Batey	0	1	0	0	0	0	2	0	0	1	0	1	0	0	16	
10	K. Caron-Goudreau	2	10	2	5	4	6	2	0	2	1	10	0	1	0	24	
15	Jasmine Jenkins	0	0	0	0	0	0	3	5	0	4	2	0	1	18		
22	Marquesa Webb	4	9	0	0	1	2	3	5	4	9	0	3	1	23		
24	Kristen Gaffney	0	0	0	0	0	0	1	1	1	1	0	1	0	5		
33	Christa Reed	5	10	2	6	1	3	0	0	2	13	0	1	0	20		
41	Paris Kea	2	4	1	1	0	1	2	0	5	0	4	0	2	13		
Team		2		4		6		0		24		4		6		200	
Totals		16	48	7	15	10	16	12	15	27	19	49	8	17	3	200	

FG % 1st Half:	6-23	26.1%	2nd half:	10-25	40.0%	Game:	16-48	33.3%	Deatball
3FG % 1st Half:	4-7	57.1%	2nd half:	3-10	30.0%	Game:	7-17	41.2%	Rebounds
FT % 1st Half:	1-2	50.0%	2nd half:	9-14	64.3%	Game:	10-16	62.5%	4

Officials: Dee Kirtner, Bob Trammell, Felicia Ginter  
Technical fouls: Tennessee-None. Vanderbilt-None.  
Attendance: 7212

Score by periods	1st	2nd	Total
Tennessee	25	32	57
Vanderbilt	17	32	49

Last FG - UT 2nd-05:49, VANDY 2nd-00:16.  
Largest lead - UT by 15 2nd-14:40, VANDY by 1 1st-18:20.  
UT led for 37:27, VANDY led for 00:16, Game was tied for 02:09.

**NASHVILLE, Tenn.** - The Vanderbilt women's basketball team hit a season-high seven 3-pointers on Monday night.

Problem was, the Commodores had a hard time scoring from anywhere else on the floor during their SEC game against No. 7/9 Tennessee.

Playing in front of lively crowd of 7,212 at Memorial Gym, Vanderbilt was limited to its lowest offensive output of the season while being saddled with a 57-49 loss to its in-state rivals.

Andraya Carter scored a game-high 19 points to help Tennessee (12-2, 2-0) win its eighth straight game. Ariel Massengale added 12 points despite going just 2-of-9 from the floor.

For Vanderbilt (8-6, 0-2), freshman Christa Reed scored a team-high 13 points and fellow freshman Khaleann Caron-Goudreau had 10.

Vanderbilt -- which came into the night averaging just 3.8 three-pointers per game -- finished 7-of-17 from 3-point range. But the Commodores were just 9-of-31 (29 percent) from inside the arc, and their 10-of-16 performance from the foul line (62 percent) didn't help either.

"(Tennessee) had more energy, more fight than we did," said red-shirt freshman Rebekah Dahlman, who had eight points and four rebounds. "They are a good team. We're trying to find ourselves right now and put the pieces together, trying to find the roles."

The Commodores were hoping to continue their recent home-floor success against Lady Vols after beating them at Memorial Gym in two of the past three seasons and three of the past six. But this time, the Tennessee defense made sure there would be no upset.

The Lady Vols limited Vanderbilt to just 17 points in the first half, and held the Commodores to 33 percent shooting for the game.

"I have to give (Tennessee) a lot of credit," said head coach Melanie Balcomb. "I think they did a great job, especially in the first half, taking things away from us. They were very physical, they switched a lot of things, denied a lot of things, and, to be honest with you, we were very out of sync because we didn't handle the physicality and we got frustrated. To be as young as we are, one of the toughest adjustments is to physicality and we looked like that tonight."

## GAME 15

	<b>1st</b>	<b>2nd</b>	<b>Final</b>
<b>VANDERBILT</b>	<b>23</b>	<b>21</b>	<b>44</b>
<b>LSU</b>	<b>28</b>	<b>36</b>	<b>64</b>

Jan. 8, 2015  
Baton Rouge, La.



# GAME CAPSULES

## GAME 16

	1st	2nd	Final
<b>MISS. STATE</b>	<b>24</b>	<b>38</b>	<b>62</b>
<b>VANDERBILT</b>	<b>34</b>	<b>44</b>	<b>78</b>

Jan. 11, 2015  
Nashville, Tenn.

## GAME 17

	1st	2nd	Final
<b>ALA-HUNTS.</b>	<b>25</b>	<b>26</b>	<b>51</b>
<b>VANDERBILT</b>	<b>41</b>	<b>33</b>	<b>74</b>

Jan. 15, 2015  
Nashville, Tenn.

## GAME 18

	1st	2nd	Final
<b>VANDERBILT</b>	<b>24</b>	<b>29</b>	<b>53</b>
<b>GEORGIA</b>	<b>27</b>	<b>37</b>	<b>64</b>

Jan. 18, 2015  
Athens, Ga.

### Mississippi State 62 • 18-1 (3-1 SEC)

#	Player	Total		3-Pr		Rebounds		PF	TP	A	T	Blk	Stl	Min	
		FG	FGA	FT	FTA	Off	Def								Tot
12	Ketara Chappel	1	2	0	0	2	3	0	0	0	0	0	0	12	
18	Victoria Vivians	5	16	1	2	0	11	2	12	0	0	0	1	26	
45	Chinwe Okorie	1	4	0	0	1	0	2	0	0	0	0	0	10	
09	Dominique Dillingham	1	5	0	0	1	2	5	2	2	0	0	0	32	
21	Jerica James	1	4	0	1	0	2	0	2	3	2	1	0	10	
01	Blair Schaefer	0	2	0	2	0	0	1	2	0	0	0	0	1	
02	Morgan William	0	6	0	5	2	1	3	4	5	3	0	0	30	
03	Breanna Richardson	4	7	0	1	3	8	11	4	16	1	4	0	27	
05	Sherise Williams	0	0	0	0	0	0	1	0	2	0	0	0	2	
19	Martha Alwal	5	7	0	2	2	4	3	0	1	0	1	1	28	
14	Kendra Grant	1	5	1	1	0	2	0	4	3	0	0	0	10	
23	Kayla Newitt	0	1	0	0	0	0	0	0	0	0	0	0	2	
44	LaKaris Salter	0	2	0	0	1	0	1	0	1	0	0	0	1	
51	Savannah Carter	2	3	1	1	0	0	0	2	5	1	0	0	9	
	Team													2	
<b>Totals</b>		<b>21</b>	<b>64</b>	<b>3</b>	<b>13</b>	<b>17</b>	<b>28</b>	<b>16</b>	<b>15</b>	<b>31</b>	<b>32</b>	<b>62</b>	<b>9</b>	<b>15</b>	<b>7</b>

FG % 1st Half: 8-27 29.6% 2nd Half: 13-37 35.1% Game: 21-64 32.8%  
3FG % 1st Half: 2-7 28.6% 2nd Half: 1-6 16.7% Game: 3-13 23.1%  
FT % 1st Half: 6-12 50.0% 2nd Half: 11-16 68.8% Game: 17-28 60.7%

### Vanderbilt 78 • 9-7 (1-3 SEC)

#	Player	Total		3-Pr		Rebounds		PF	TP	A	T	Blk	Stl	Min
		FG	FGA	FT	FTA	Off	Def							
13	A. Caron-Goudreau	0	0	0	0	0	0	0	3	0	3	0	0	6
23	Heather Bowe	7	10	0	3	4	2	3	17	3	1	1	1	29
01	Rebekah Dahlman	3	4	0	1	11	5	8	4	17	5	1	0	37
15	Jasmine Jenkins	1	5	0	2	3	4	4	5	10	0	0	0	31
25	Morgan Batey	7	9	0	4	5	1	10	2	18	2	1	1	36
03	Rachel Bell	1	2	1	2	9	10	1	3	4	1	2	0	24
22	Marques Webb	0	0	0	3	4	0	0	4	3	0	0	0	4
41	Paris Kea	3	5	0	1	2	0	0	1	7	2	2	1	17
44	Rayte'a Long	0	0	0	0	1	2	3	1	0	1	1	1	16
	Team													2
<b>Totals</b>		<b>22</b>	<b>35</b>	<b>1</b>	<b>3</b>	<b>33</b>	<b>42</b>	<b>33</b>	<b>37</b>	<b>78</b>	<b>18</b>	<b>24</b>	<b>4</b>	<b>200</b>

FG % 1st Half: 13-19 68.4% 2nd Half: 9-16 56.3% Game: 22-35 62.9%  
3FG % 1st Half: 1-3 33.3% 2nd Half: 0-0 0.0% Game: 1-3 33.3%  
FT % 1st Half: 7-11 63.6% 2nd Half: 26-31 83.9% Game: 33-42 78.6%

Officials: Beverly Roberts, Greg Small, Jaleis Gallean  
Technical Fouls: Mississippi State=None, Vanderbilt=TEAM  
Attendance: 3690

Score by periods	1st	2nd	Total
Mississippi State	24	38	62
Vanderbilt	34	44	78

Last FG: MS - 2nd-04:03, VANDY 2nd-01:31  
Largest lead: MS - NONE, VANDY by 18, 2nd-00:37  
MS led for 00:00, VANDY led for 37:36. Game was tied for 02:24.

### Alabama-Huntsville 51 • 8-8

#	Player	Total		3-Pr		Rebounds		PF	TP	A	T	Blk	Stl	Min
		FG	FGA	FT	FTA	Off	Def							
34	Reeves, Jasmine	1	4	0	0	1	0	1	1	2	0	2	0	1
10	Saunders, Dina	5	9	1	4	4	0	1	1	5	15	0	5	0
15	Bishop, Alyse	2	2	1	1	0	0	1	1	3	3	1	0	0
32	Jarragin, Halle	0	2	0	1	1	3	2	0	1	3	5	0	0
33	Saunders, Josi	5	13	3	7	3	0	1	1	0	16	3	1	0
03	Steinert, Shannon	0	0	0	0	0	0	0	0	0	0	1	4	0
11	Dickerson, Alana	0	0	0	0	0	1	1	1	0	0	2	0	0
12	Newton, Juance	2	4	0	0	0	2	2	3	4	0	2	0	0
22	Kimber, Taylor	0	1	0	0	0	0	0	0	2	3	0	0	0
24	Elaine Chandler	0	2	0	0	0	0	0	0	0	2	3	0	0
30	Foster, Loren	3	3	3	3	0	0	2	2	0	9	0	2	0
40	Jarragin, Sara	0	0	0	0	0	0	0	1	0	0	0	0	0
	Team													3
<b>Totals</b>		<b>17</b>	<b>40</b>	<b>9</b>	<b>17</b>	<b>9</b>	<b>3</b>	<b>11</b>	<b>14</b>	<b>21</b>	<b>51</b>	<b>12</b>	<b>26</b>	<b>0</b>

FG % 1st Half: 8-24 33.3% 2nd Half: 9-16 56.3% Game: 17-40 42.5%  
3FG % 1st Half: 5-13 38.5% 2nd Half: 3-4 75.0% Game: 8-17 47.1%  
FT % 1st Half: 4-4 100.0 2nd Half: 5-5 100.0 Game: 9-9 100.0

### Vanderbilt 74 • 10-7

#	Player	Total		3-Pr		Rebounds		PF	TP	A	T	Blk	Stl	Min
		FG	FGA	FT	FTA	Off	Def							
13	A. Caron-Goudreau	4	5	0	0	2	2	3	2	10	2	2	0	18
23	Heather Bowe	4	6	0	1	2	3	0	9	1	2	0	2	19
01	Rebekah Dahlman	1	5	1	5	4	0	3	2	7	1	4	0	21
15	Jasmine Jenkins	2	3	0	0	2	1	2	1	6	5	0	1	29
25	Morgan Batey	7	8	0	2	3	4	2	16	4	2	0	5	32
03	Rachel Bell	1	3	1	2	0	1	0	1	2	3	0	2	14
22	Marques Webb	3	5	0	3	3	2	5	1	9	0	0	0	24
24	Kristen Gaffney	2	3	0	0	0	0	1	4	0	0	0	0	9
41	Paris Kea	1	4	0	3	4	4	1	5	6	3	0	1	23
44	Rayte'a Long	1	1	0	0	1	1	2	5	0	0	0	1	11
	Team													2
<b>Totals</b>		<b>26</b>	<b>43</b>	<b>2</b>	<b>7</b>	<b>20</b>	<b>26</b>	<b>19</b>	<b>28</b>	<b>14</b>	<b>74</b>	<b>19</b>	<b>20</b>	<b>1</b>

FG % 1st Half: 15-22 68.2% 2nd Half: 11-21 52.4% Game: 26-43 60.5%  
3FG % 1st Half: 1-1 100.0 2nd Half: 1-6 16.7% Game: 2-7 28.6%  
FT % 1st Half: 10-11 90.9% 2nd Half: 10-15 66.7% Game: 20-26 76.9%

Officials: Mary Gray, Kylie Galloway, Eric Baker  
Technical Fouls: Alabama-Huntsville=None, Vanderbilt=None  
Attendance: 2526

Score by periods	1st	2nd	Total
Alabama-Huntsville	25	26	51
Vanderbilt	41	33	74

Last FG: UAH 2nd-01:54, VANDY 2nd-04:56  
Largest lead: UAH by 15, 1st-15:56, VANDY by 27, 2nd-02:16  
UAH led for 02:22, VANDY led for 34:24. Game was tied for 02:33.

### Vanderbilt 53 • 10-8, 1-4

#	Player	Total		3-Pr		Rebounds		PF	TP	A	T	Blk	Stl	Min
		FG	FGA	FT	FTA	Off	Def							
01	Rebekah Dahlman	6	8	3	4	2	3	0	2	2	4	17	1	6
13	A. Caron-Goudreau	0	2	0	0	0	0	0	0	0	0	0	0	0
15	Jasmine Jenkins	0	1	0	0	0	0	0	1	1	0	2	3	0
21	Heather Bowe	3	4	0	0	1	2	3	1	6	1	0	0	18
25	Morgan Batey	2	4	0	0	0	3	3	5	4	3	3	0	29
03	Rachel Bell	2	2	2	2	1	1	3	3	4	7	0	0	0
22	Marques Webb	4	6	0	3	3	3	6	4	11	1	5	0	29
41	Paris Kea	2	9	0	2	3	1	6	7	3	6	0	3	1
44	Rayte'a Long	0	1	0	0	2	3	1	2	0	2	0	2	0
	Team													1
<b>Totals</b>		<b>19</b>	<b>47</b>	<b>5</b>	<b>13</b>	<b>10</b>	<b>16</b>	<b>9</b>	<b>25</b>	<b>34</b>	<b>25</b>	<b>53</b>	<b>8</b>	<b>23</b>

FG % 1st Half: 9-21 42.9% 2nd Half: 10-26 38.5% Game: 19-47 40.4%  
3FG % 1st Half: 3-6 50.0% 2nd Half: 2-7 28.6% Game: 5-13 38.5%  
FT % 1st Half: 3-5 60.0% 2nd Half: 7-11 63.6% Game: 10-16 62.5%

### Georgia 64 • 16-3, 4-2

#	Player	Total		3-Pr		Rebounds		PF	TP	A	T	Blk	Stl	Min
		FG	FGA	FT	FTA	Off	Def							
03	Tiana Griffin	2	8	0	3	2	4	0	5	5	3	6	2	2
13	Merritt Hempe	5	12	0	0	1	2	4	11	1	4	11	1	1
15	Krista Donald	3	5	0	1	7	8	1	6	7				



# GAME CAPSULES

## GAME 19

	<b>1st</b>	<b>2nd</b>	<b>Final</b>
<b>ARKANSAS</b>	<b>32</b>	<b>21</b>	<b>53</b>
<b>VANDERBILT</b>	<b>23</b>	<b>32</b>	<b>55</b>

Jan. 22, 2015  
Nashville, Tenn.

Arkansas 53 • 11-7, 1-5												
#	Player	Total	3-Ptr	Rebounds	PF	TP	A	T	Blk	Stl	Min	
		FG	FGA	FT	FTA							
00	JACKSON, Jessica	1-7	1-3	0-0	2 1 3	3	3	0	3	0	1	18
33	WOLFF, Melissa	2-6	0-0	0-0	2 5 7	3	4	0	2	0	1	36
42	BOWEN, Jasmin	4-9	0-0	1-2	3 2 5	5	9	1	1	0	2	25
11	BERNA, Calli	2-8	1-5	0-0	0 2 2	2	5	3	0	2	37	
15	BROOKS, Kelsey	7-17	1-6	5-5	0 1 1	3	20	0	1	1	1	34
14	BOSTAD, McKinley	1-4	1-4	3-4	1 2 3	1	6	2	1	0	1	18
21	POWELL, Katie	1-3	0-1	0-0	1 3 4	2	2	1	2	2	0	12
29	BAILEY, Jony	1-1	0-0	0-0	1 0 1	2	0	1	0	0	0	10
3	WEST, Khadijah	1-1	0-0	0-0	2 2 1	2	0	0	1	0	0	10
	<b>Team</b>				5 1 6							
	<b>Totals</b>	20-56	4-19	9-11	15 19 34	22	53	9	15	3	8	200

FG % 1st Half: 14-29 48.3% 2nd half: 6-27 22.2% Game: 20-56 35.7%  
3FG % 1st Half: 3-10 30.0% 2nd half: 1-9 11.1% Game: 4-19 21.1%  
FT % 1st Half: 1-2 50.0% 2nd half: 8-9 88.9% Game: 9-11 81.8%

Vanderbilt 55 • 11-8, 2-4												
#	Player	Total	3-Ptr	Rebounds	PF	TP	A	T	Blk	Stl	Min	
		FG	FGA	FT	FTA							
13	A. Caron-Goudreau	0-1	0-0	2-4	1 6 7	3	2	0	4	5	1	17
12	Heather Bowe	1-4	0-0	0-0	0 0 0	0	2	0	0	0	0	10
01	Rebekah Dahlman	1-5	0-0	2-4	1 1 2	2	4	3	1	0	0	31
15	Jasmine Jenkins	0-2	0-0	0-0	1 1 2	0	0	3	1	0	0	18
25	Morgan Batey	3-7	0-0	3-4	2 4 6	2	9	2	2	0	31	
03	Rachel Bell	4-7	3-4	0-0	0 1 1	0	11	0	3	0	0	26
22	Marques Webb	4-7	0-0	0-1	4 0 4	3	8	1	2	1	1	11
24	Kristen Gaffney	5-8	0-0	1-4	1 3 4	1	11	3	1	2	23	
41	Paris Kea	4-8	0-0	0-0	1 2 3	1	8	3	1	0	2	30
44	Rayte'a Long	0-0	0-0	0-0	0 0 0	0	0	0	1	0	1	3
	<b>Team</b>				2 4 6							
	<b>Totals</b>	22-49	3-4	8-17	13 22 35	12	55	15	16	8	8	200

FG % 1st Half: 10-25 40.0% 2nd half: 12-24 50.0% Game: 22-49 44.9%  
3FG % 1st Half: 3-4 75.0% 2nd half: 0-0 0.0% Game: 3-4 75.0%  
FT % 1st Half: 0-0 0.0% 2nd half: 8-17 47.1% Game: 8-17 47.1%

Officials: Sue Blauch, Michael McConnell, Ed Siddiquy  
Technical Fouls: Arkansas-None, Vanderbilt-Rebekah Dahlman.  
Attendance: 2685

Score by periods	1st	2nd	Total
Arkansas	32	21	53
Vanderbilt	23	32	55

Last FG - AR 2nd-12:36, VANDY 2nd-01:48.  
Largest lead - AR by 12 1st-05:58, VANDY by 4 2nd-04:47.  
AR led for 35:55, VANDY led for 01:48, Game was tied for 01:49.

**NASHVILLE, Tenn.** - It wasn't exactly a frantic comeback. More like a slow and steady march.

But in the end, it was just what the Vanderbilt women needed.

Holding Arkansas without a field goal over the final 12:26 of the second half, the Commodores rallied for a gritty 55-53 victory on Thursday night at Memorial Gym.

Vanderbilt (11-8, 2-4) closed the game on a 20-7 run to overcome an 11-point deficit against the Razorbacks (11-7, 1-5), who missed their final 18 field goal attempts of the game.

Rebekah Dahlman's layup with 1:48 remaining gave Vanderbilt its first lead of the night, 49-47, and the Commodores held on from there during an eventful finish. Vanderbilt, which trailed 32-23 at the half, improved to 8-2 at home.

"A win in the first place was great, but to show each other that we can dig ourselves out of a hole is a huge confidence booster and mirrors how our season is going," said Vanderbilt junior Morgan Batey.

"We started in a hole at the beginning of the SEC season, and if we can have that fight mentality to get back out of it as we get closer to the second half of the season, that will be huge. We have that mindset that we are going to fight together and fight for each other."

Rachel Bell and Kristen Gaffney finished with 11 points each for the Commodores, who did not attempt a 3-pointer in the second half. Kelcey Brooks, the SEC's leading scorer, had a game-high 20 points for the Razorbacks.

Freshman Audrey-Ann Caron-Goudreau finished with five blocked shots. She is the first Vanderbilt player to block five or more shots in a game since Liz Sherwood had six against LSU on Jan. 10, 2008.

Gaffney came off the bench to play a pivotal role for the Commodores, going 5-of-8 from the floor. In addition to her 11 points, she filled out her stat line with four rebounds, three assists, two blocks, one steal.

"I think we just needed a little more fight, a little more second effort, so I just went in there and wanted to be strong and attack," said Gaffney.

It was the Commodores' ninth straight win over Arkansas at Memorial Gym.

## GAME 20

	<b>1st</b>	<b>2nd</b>	<b>Final</b>
<b>VANDERBILT</b>	<b>32</b>	<b>23</b>	<b>55</b>
<b>ALABAMA</b>	<b>24</b>	<b>28</b>	<b>52</b>

Jan. 25, 2015  
Tuscaloosa, Ala.

Vanderbilt 55 • 12-8, 3-4 SEC												
#	Player	Total	3-Ptr	Rebounds	PF	TP	A	T	Blk	Stl	Min	
		FG	FGA	FT	FTA							
13	A. Caron-Goudreau	0-1	0-0	0-0	1 5 6	5	0	3	4	1	0	18
21	Heather Bowe	3-4	0-0	0-0	2 2 4	2	6	0	2	0	0	15
01	Rebekah Dahlman	0-2	0-2	1-2	3 3 3	4	4	1	2	0	0	37
15	Jasmine Jenkins	1-3	0-0	2-2	0 3 3	2	4	1	2	0	0	29
25	Morgan Batey	7-10	0-0	0-0	1 3 4	4	14	1	2	0	1	24
03	Rachel Bell	2-5	2-3	0-0	0 1 1	0	6	0	2	0	0	13
22	Marques Webb	1-4	0-0	0-3	0 5 5	2	2	1	2	1	1	13
24	Kristen Gaffney	3-6	0-0	0-0	0 1 1	3	6	2	1	0	0	18
41	Paris Kea	3-8	0-0	5-6	2 5 7	1	11	4	3	0	3	32
44	Rayte'a Long	1-1	0-0	0-0	0 0 0	0	2	0	0	0	0	1
	<b>Team</b>				2 3 5							
	<b>Totals</b>	23-49	2-5	7-13	9 30 39	22	55	13	20	2	5	200

FG % 1st Half: 15-30 50.0% 2nd half: 8-19 42.1% Game: 23-49 46.9%  
3FG % 1st Half: 2-4 50.0% 2nd half: 0-1 0.0% Game: 2-5 40.0%  
FT % 1st Half: 0-0 0.0% 2nd half: 7-13 53.8% Game: 7-13 53.8%

Alabama 52 • 12-10, 1-6 SEC												
#	Player	Total	3-Ptr	Rebounds	PF	TP	A	T	Blk	Stl	Min	
		FG	FGA	FT	FTA							
11	Hegsetter, Nikki	3-11	0-2	2-4	5 4 9	4	8	1	1	3	2	32
20	Williams, Ashley	3-7	0-0	6-8	2 5 7	1	12	2	2	0	2	37
15	Hutchens, Briana	1-5	0-3	0-0	1 1 2	2	2	0	2	0	2	15
11	Cook, Hannah	4-9	3-6	0-0	1 3 4	4	11	1	2	1	3	32
22	Middlebrook, Karyla	3-11	0-2	3-4	0 3 3	2	9	4	3	0	1	39
01	Bopton, Quanetria	0-3	0-3	0-0	1 1 1	0	1	0	0	1	0	9
09	Carter, Khadijah	1-4	1-3	0-0	0 2 2	0	3	0	0	0	0	12
15	Knight, Meeshonti	2-4	0-0	3-6	0 1 1	1	7	0	1	0	1	22
34	Hamilton, Oceana	0-0	0-0	0-0	1 0 1	0	0	0	0	0	0	2
	<b>Team</b>				2 1 3							
	<b>Totals</b>	17-54	4-19	14-22	11 21 32	15	52	8	12	4	12	200

FG % 1st Half: 9-27 29.6% 2nd half: 9-27 33.3% Game: 17-54 31.5%  
3FG % 1st Half: 3-12 25.0% 2nd half: 1-7 14.3% Game: 4-19 21.1%  
FT % 1st Half: 5-6 83.3% 2nd half: 9-16 56.3% Game: 14-22 63.6%

Officials: Denise Brooks, Maj Forsberg, Troy Winters  
Technical Fouls: Vanderbilt-None, Alabama-None.  
Attendance: 2628

Score by periods	1st	2nd	Total
Vanderbilt	32	23	55
Alabama	24	28	52

**TUSCALOOSA, Ala.** - The Vanderbilt women let a big lead slip away in the second half Sunday, but they ultimately protected a small one down the stretch.

After seeing a 16-point first-half advantage turn into a two-point deficit near the midway mark of the second half, the Commodores came up with a series of huge plays in the final eight minutes and defeated Alabama, 55-52, to gain their first SEC road win of the season.

Vanderbilt freshman Paris Kea hit two free throws with 10 seconds left to give the Commodores (12-8, 3-4) a three-point lead, and Alabama (12-10, 1-6) missed a potential tying 3-pointer at the buzzer.

Morgan Batey scored a team-high 14 points or the Commodores, who have won four of their past five games. Paris Kea added 11 points and a team-high seven rebounds. Ashley Williams led Alabama with 12 points.

"In the second half, when they (took) the lead, we did a good job of keeping our composure to end up getting it right back," said Vanderbilt head coach Melanie Balcomb.

"This was our third road game, and we've worked really hard on doing a better job being ready. I thought that's what we did (today)."

The Commodores -- who defeated Arkansas 55-53 on Thursday by holding the Razorbacks without a field goal for the final 12:26 of the game -- didn't allow a basket in Sunday's game until Alabama's Karyla Middlebrooks scored in the paint at the 9:53 mark of the first half. The Tide opened the game with nine straight missed shots.

The basket by Middlebrooks ended a 22-minute stretch in which the Commodores' opponents had gone 0-for-27 from the floor. (Arkansas missed its final 18 attempts in Thursday's game).

"Alabama started off really slow ... (but) I knew that wasn't going to continue," said Balcomb. "That changed midway through the first half and it became a more competitive game."

Vanderbilt has now won six straight games in Tuscaloosa, dating back to the 2003-04 season. The Commodores have won 17 of the last 19 games against Alabama overall, although the Tide beat Vanderbilt last year at Memorial Gym, marking Alabama's first-ever win in Nashville after 17 losses.

## GAME 21

	<b>1st</b>	<b>2nd</b>	<b>Final</b>
<b>VANDERBILT</b>	<b>19</b>	<b>25</b>	<b>44</b>
<b>MISS. STATE</b>	<b>30</b>	<b>39</b>	<b>69</b>

Jan. 29, 2015  
Nashville, Tenn.

Vanderbilt 44 • 12-9 (3-5 SEC)												
#	Player	Total	3-Ptr	Rebounds	PF	TP	A	T	Blk	Stl	Min	
		FG	FGA	FT	FTA							
13	A. Caron-Goudreau	0-2	0-0	0-0	0 3 3	2	0	2	3	0	0	19
21	Heather Bowe	2-5	0-0	2-2	3 4 7	2	6	0	0	0	0	30
01	Rebekah Dahlman	4-11	0-0	0-0	2 1 3	2	8	0	4	0	3	31
15	Jasmine Jenkins	0-2	0-0	0-0	1 2 3	1	4	0	1	0	1	24
25	Morgan Batey	0-2	0-0	1-2	2 4 5	5	3	0	0	0	0	28
03	Rachel Bell	1-5	1-4	4-4	1 1 2	0	7	0	0	0	0	18
22	Marques Webb	2-2	0-0	0-0	2 1 3	3	4	1	2	0	0	8
24	Kristen Gaffney	1-1	0-0	0-0	0 1 1	3	2	0	2	0	1	11
41	Paris Kea	2-10	0-0	2-2	1 2 3	0	6	0	1	1	1	22
44	Rayte'a Long	1-2	0-0	0-0	0 0 0	2	0	0	0	0	0	0
	<b>Team</b>				2 2 4							
	<b>Totals</b>	17-49	1-10	9-10	14 19 33	18	44	7	22	2	5	200

FG % 1st Half: 8-22 36.4% 2nd half: 9-27 33.3% Game: 17-49 34.7%  
3FG % 1st Half: 0-2 0.0% 2nd half: 1-8 12.5% Game: 1-10 10.0%  
FT % 1st Half: 3-4 75.0% 2nd half: 6-6 100.0% Game: 9-10 90.0%

Mississippi State 69 • 22-2 (7-2 SEC)												
#	Player	Total	3-Ptr	Rebounds	PF	TP	A	T	Blk	Stl	Min	
		FG	FGA	FT	FTA							
03	Breanna Richardson	2-7	0-1	2-2	3 3 6	3	6	2	5	0	1	20
10	Martha Alwal	5-8	0-0	4-7	1 5 6	1	14	0	0	2	0	35
09	Dominique Billingham	0-1	0-0	0-1	0 2 3	0	0	1	1	2	35	
21	Jerica James	1-4	0-0	0-0	1 1 2	0	2	0	3	1	0	24
35	Victoria Vivians	0-15	5-8	1-2	0 1 1	2	20	1	0	1	1	27
01	Blair Schaefer	0-0	0-0	0-0	0 1 1	0	3	0	0	0	0	2
02	Morgan Williams	0-1	0-0	2-2	0 0 2	2	0	0	0	0	0	16
05	Sherise Williams	0-0	0-0	0-0	1 1 2	1	0	0	1	0	0	3
13	Keetra Chapel	2-2	0-0	0-0	2 1 3	2	4	2	1	0	0	18
14	Kendra Grant	5-9	2-3	0-1	1 1 2	1	12	0	0	0	0	11
23	Kayla Nevitt	0-1	0-0	0-0	0 0 0	0	0	0	0	0	1	2
44	LaKaris Salter	2-2	1-1	0-0	1 1 2	0	5	0	0	0	0	2
45	Chimene Okorie	2-2	0-0	0-0	0 0 0	4	0	0	0	0	0	2
51	Savannah Carter	0-0	0-0	0-0	0 0 0	0	0	0	0	1	0	3
	<b>Team</b>				1 1 2							
	<b>Totals</b>	26-52	8-15	9-15	11 18 29	16	69	16	14	4	6	200

FG % 1st Half: 11-26 42.3% 2nd half: 15-26 57.7% Game: 26-52 50.0%  
3FG % 1st Half: 2-5 40.0% 2nd half: 6-10 60.0% Game: 8-15 53.3%  
FT % 1st Half: 6-8 75.0% 2nd half: 3-7 42.9% Game: 9-15 60.0%

Officials: Bob Tremmel, Bruce Morris, Puelani Sipulock  
Technical Fouls: Vanderbilt-None, Mississippi State-None.  
Attendance: 5056

Score by periods	1
------------------	---





# GAME CAPSULES

## GAME 22

	1st	2nd	Final
<b>FLORIDA</b>	<b>32</b>	<b>35</b>	<b>67</b>
<b>VANDERBILT</b>	<b>22</b>	<b>36</b>	<b>58</b>

Feb. 1, 2015  
Nashville, Tenn.

### Florida 67 • 11-11, 3-6 SEC

#	Player	Total			3-Ptr			Rebounds			PF	TP	A	TO	Bk	Stl	Min
		FG	FGA	FT	FTA	Off	Def	Total									
23	Copeland,Brooke	r	1-4	1-4	0-0	0	2	2	1	3	3	1	2	1	22		
44	Lorenzen,Haley	r	2-5	0-0	2-2	0	1	1	4	6	0	0	0	1	22		
04	Needles,Carlie	g	3-9	3-8	1-2	1	2	3	3	10	1	4	0	1	36		
11	Anderson,Dyandria	g	0-0	0-0	0-0	0	0	0	0	0	0	0	0	1	8		
22	Lewis,Kayla	g	8-10	0-0	2-2	4	7	11	1	18	0	3	0	4	36		
01	Williams,Ronni	g	3-4	0-0	3-3	0	3	3	5	9	0	6	1	1	17		
03	Miller,January	g	2-3	0-0	6-6	0	2	2	4	10	3	2	0	2	20		
13	Peoples,Cassie	g	3-6	1-1	4-4	0	1	1	2	11	5	5	0	0	35		
32	Batchelor,Carla	g	1-1	0-0	0-0	0	0	0	1	0	0	0	0	0	4		
Team			0-2	0-0	3-3	0	3	3		1							
Totals			22-42	5-13	18-19	8	18	26	21	67	12	22	3	11	200		

FG % 1st Half: 13-27 48.1% 2nd half: 9-15 60.0% Game: 22-42 52.4% Deadball  
3FG % 1st Half: 3-9 33.3% 2nd half: 2-4 50.0% Game: 5-13 38.5% Rebounds  
FT % 1st Half: 3-3 100.0% 2nd half: 15-16 93.8% Game: 18-19 94.7%

### Vanderbilt 58 • 12-10, 3-6 SEC

#	Player	Total			3-Ptr			Rebounds			PF	TP	A	TO	Bk	Stl	Min
		FG	FGA	FT	FTA	Off	Def	Total									
21	Heather Bowe	r	3-4	0-0	0-0	1	2	2	6	2	3	0	0	27			
22	Marqu'es Webb	r	4-7	0-0	7-12	9	3	12	2	15	0	3	0	2	28		
01	Rebekah Dahlman	g	4-9	1-3	4-4	0	3	3	4	13	6	4	0	2	34		
15	Jasmine Jenkins	g	2-7	0-1	0-1	1	1	2	2	4	2	5	0	1	32		
25	Morgan Batey	g	2-6	0-0	2-2	2	1	3	3	6	3	1	0	0	24		
03	Rachel Bell	g	5-9	2-4	0-0	0	0	0	0	12	0	1	0	0	22		
24	Kristen Gaffney	g	1-3	0-0	0-0	1	2	3	2	2	0	2	0	0	16		
41	Paris Kea	g	0-6	0-1	0-1	1	0	1	2	2	0	1	0	0	17		
Team			0-1	0-1	1-2					1							
Totals			21-51	3-9	13-20	16	13	29	17	58	15	20	2	5	200		

FG % 1st Half: 8-28 28.6% 2nd half: 13-23 56.5% Game: 21-51 41.2% Deadball  
3FG % 1st Half: 1-6 16.7% 2nd half: 2-3 66.7% Game: 3-9 33.3% Rebounds  
FT % 1st Half: 5-7 71.4% 2nd half: 8-13 61.5% Game: 13-20 65.0%

Officials: Jess Dickerson, Carla Fountain, Eric Baker  
Technical fouls: Florida-None. Vanderbilt-None.  
Attendance: 3262

Score by periods	1st	2nd	Total	Points	In	Off	2nd	Fast	Bench
Florida	32	35	67	28	18	9	10	39	
Vanderbilt	22	36	58	28	18	11	8	14	

Score tied - 1 time.  
Lead changed - 1 time.

## GAME 23

	1st	2nd	Final
<b>OLE MISS</b>	<b>22</b>	<b>32</b>	<b>54</b>
<b>VANDERBILT</b>	<b>16</b>	<b>42</b>	<b>58</b>

Feb. 5, 2015  
Nashville, Tenn.

### Ole Miss 54 • 14-9, 4-6 SEC

#	Player	Total			3-Ptr			Rebounds			PF	TP	A	TO	Bk	Stl	Min
		FG	FGA	FT	FTA	Off	Def	Total									
22	Mccray,Danielle	r	1-4	0-1	0-0	0	1	4	5	2	1	3	0	1	17		
32	Faleru,Tia	r	10-19	0-0	3-7	7	6	13	5	23	0	3	1	0	38		
03	Hayes,A'Queen	g	2-5	0-1	0-2	0	3	3	4	1	5	0	4	29			
05	Sisk,Erika	g	0-5	0-2	4-7	1	1	2	5	4	5	2	0	0	31		
23	Sessom,Shandricka	g	5-10	2-6	0-1	0	0	0	4	12	2	2	0	0	20		
00	Golden,Klara	g	0-0	0-0	0-0	0	0	0	0	0	0	0	0	0	0		
11	Joseph,Shequela	g	2-2	0-0	2-2	3	1	4	1	6	2	1	0	1	25		
12	Fritzell,Grace	g	1-7	1-4	0-0	1	3	4	1	3	1	0	1	0	29		
20	Singleton,Amber	g	0-1	0-1	0-0	0	0	0	2	1	0	0	0	0	11		
Team			0-1	0-1	0-0				3	1	4						
Totals			21-53	3-15	9-19	18	16	34	26	54	13	16	2	6	200		

FG % 1st Half: 8-28 28.6% 2nd half: 13-25 52.0% Game: 21-53 39.6% Deadball  
3FG % 1st Half: 0-8 0.0% 2nd half: 3-7 42.9% Game: 3-15 20.0% Rebounds  
FT % 1st Half: 6-12 50.0% 2nd half: 3-7 42.9% Game: 9-19 47.4%

### Vanderbilt 58 • 13-10, 4-6 SEC

#	Player	Total			3-Ptr			Rebounds			PF	TP	A	TO	Bk	Stl	Min
		FG	FGA	FT	FTA	Off	Def	Total									
21	Heather Bowe	r	0-2	0-0	0-0	1	1	2	4	0	1	0	0	0	11		
22	Marqu'es Webb	r	1-3	0-0	2-2	1	3	4	5	4	0	1	0	1	16		
01	Rebekah Dahlman	g	2-4	0-2	3-4	0	4	4	1	7	3	3	0	2	36		
15	Jasmine Jenkins	g	5-7	0-0	1-2	0	1	1	2	11	1	2	0	2	30		
25	Morgan Batey	g	4-7	0-1	6-6	2	1	3	2	14	0	2	0	0	35		
03	Rachel Bell	g	4-8	2-5	6-7	2	1	3	11	0	1	1	1	25			
13	A. Caron-Goudreau	g	0-1	0-0	0-1	0	3	3	2	0	2	0	0	0	12		
24	Kristen Gaffney	g	2-4	0-1	0-1	0	4	4	3	1	0	0	0	0	21		
41	Paris Kea	g	0-1	0-0	2-2	0	0	2	2	1	2	4	0	14			
Team			0-1	0-0	2-2				0	2							
Totals			18-37	2-9	20-25	6	20	26	22	58	7	18	1	6	200		

FG % 1st Half: 7-17 41.2% 2nd half: 11-20 55.0% Game: 18-37 48.6% Deadball  
3FG % 1st Half: 0-3 0.0% 2nd half: 2-6 33.3% Game: 2-9 22.2% Rebounds  
FT % 1st Half: 4-4 100.0% 2nd half: 18-21 85.7% Game: 20-25 80.0%

Officials: Bill Larance, Maj Forsberg, Kelly Johnson  
Technical fouls: Ole Miss-None. Vanderbilt-None.  
Attendance: 2785

Score by periods	1st	2nd	Total	Points	In	Off	2nd	Fast	Bench
Ole Miss	22	32	54	30	20	17	8	9	
Vanderbilt	16	42	58	30	20	16	9	10	22

Score tied - 3 times.  
Lead changed - 2 times.

## GAME 24

	1st	2nd	Final
<b>KENTUCKY</b>	<b>32</b>	<b>50</b>	<b>82</b>
<b>VANDERBILT</b>	<b>31</b>	<b>37</b>	<b>68</b>

Feb. 8, 2015  
Nashville, Tenn.

### Kentucky 82 • 18-5, 7-3 SEC

#	Player	Total			3-Ptr			Rebounds			PF	TP	A	TO	Bk	Stl	Min
		FG	FGA	FT	FTA	Off	Def	Total									
12	Sidney, Jelleah	r	2-4	0-0	0-0	2	5	7	3	4	1	0	1	1	17		
45	Rice, Alyssa	c	3-5	0-0	3-4	2	0	2	5	9	1	0	3	0	17		
11	Goss, Briia	g	2-6	1-3	8-8	1	4	5	2	13	0	5	0	1	31		
15	Harper,Linnæ	g	9-17	0-0	4-5	4	1	5	2	22	3	2	0	1	26		
25	Epps, Makayla	g	8-14	1-1	1-1	0	1	1	0	18	2	5	1	0	37		
00	O'Neill, Jennifer	g	3-16	1-5	5-5	1	4	5	3	12	5	4	0	1	28		
05	Goodin-Rogers, Kyvin	g	0-1	0-1	0-0	0	0	0	0	0	0	0	0	0	3		
24	Cox, Joyce	g	0-0	0-0	0	0	0	0	0	0	0	0	0	0	5		
25	Jennings,Alexis	g	2-2	0-0	0	1	3	4	0	0	0	0	0	2	15		
50	Bishop,Azia	g	0-1	0-0	0	1	3	4	2	0	1	1	1	21			
Team			0-1	0-0	1	3	4	2		0							
Totals			29-66	3-10	21-23	14	23	37	21	82	12	20	5	7	200		

FG % 1st Half: 15-31 48.4% 2nd half: 14-35 40.0% Game: 29-66 43.9% Deadball  
3FG % 1st Half: 0-3 0.0% 2nd half: 3-7 42.9% Game: 3-10 30.0% Rebounds  
FT % 1st Half: 2-3 66.7% 2nd half: 19-20 95.0% Game: 21-23 91.3%

### Vanderbilt 68 • 13-11, 4-7 SEC

#	Player	Total			3-Ptr			Rebounds			PF	TP	A	TO	Bk	Stl	Min
		FG	FGA	FT	FTA	Off	Def	Total									
21	Heather Bowe	r	5-8	0-0	2-2	2	3	5	2	12	1	3	0	1	25		
22	Marqu'es Webb	r	0-2	0-0	3-3	3	3	3	0	2	0	1	0	1	13		
01	Rebekah Dahlman	g	5-13	3-5	7-8	2	2	3	2	20	4	0	0	1	31		
15	Jasmine Jenkins	g	4-8	0-1	1-2	1	1	2	4	9	3	2	0	2	29		
25	Morgan Batey	g	5-10	0-0	2-3	0	4	4	3	12	2	0	0	3	27		
03	Rachel Bell	g	3-10	1-7	1-2	0	6	6	2	8	1	5	0	0	33		
13	A. Caron-Goudreau	g	0-0	0-0	0	1	4	5	3	0	0	1	2	1	19		
24	Kristen Gaffney	g	0-1	0-0	0	1	2	3	0	0	0	0	0	0	4		
41	Paris Kea	g	2-3	0-0	0	0	0	1	4	5	6	0	1	1	19		
Team			0-1	0-0	2-2				2	4							
Totals			24-55	4-13	16-21	9	25	31	21	68	12	25	2	10	200		

FG % 1st Half: 13-25 48.0% 2nd half: 12-30 40.0% Game: 24-55 43.6% Deadball  
3FG % 1st Half: 1-6 16.7% 2nd half: 3-7 42.9% Game: 4-13 30.8% Rebounds  
FT % 1st Half: 6-7 85.7% 2nd half: 10-14 71.4% Game: 16-21 76.2%

Officials: Lisa Mattingly, Mark Zentz, Ed Sidasky  
Technical fouls: Kentucky-None. Vanderbilt-None.  
Attendance: 4235

Score by periods	1st	2nd	Total	Points	In	Off	2nd	Fast	Bench
Kentucky	32								



# GAME CAPSULES

## GAME 25

	1st	2nd	Final
VANDERBILT	27	32	59
S. CAROLINA	46	43	89

Feb. 15, 2015  
Columbia, S.C.

### Vanderbilt 59 • 13-12 (4-8 SEC)

#	Player	Total			3-Ptr			Rebounds			PF	TP	A	T	O	Bk	Stl	Min
		FG	FGA	FT	FTA	Off	Def	Off	Def	Off								
21	Heather Bowe	f	2-7	0-0	0-0	1	3	4	2	4	0	1	0	0	0	0	14	
22	Marques Webb	f	4-8	0-0	3-6	0	1	4	11	0	1	0	1	0	1	29		
01	Rebekah Dahlman	g	5-9	1-1	2-2	0	1	1	5	13	3	7	0	1	29			
15	Jasmine Jenkins	g	1-3	0-0	1-2	1	3	4	3	2	5	0	2	0	31			
23	Morgan Batey	q	2-3	0-0	0-1	1	1	2	1	4	2	1	0	1	19			
03	Rachel Bell	g	3-6	1-3	0-0	1	1	2	7	1	1	1	0	29				
13	A. Caron-Goudreau	g	0-5	0-0	1-2	1	2	3	4	7	1	4	1	0	25			
24	Kristen Gaffney	g	0-2	0-0	0-0	0	0	0	0	0	0	0	0	4				
41	Paris Kea	g	5-8	0-0	0	2	2	4	0	0	2	2	2	15				
44	Rayte'a Long	g	0-1	0-0	0	2	2	1	0	1	0	0	0	5				
	Team					0	0	0	0									
	Totals		25-52	2-4	7-13	7	16	23	23	59	12	22	2	7	200			

FG % 1st Half: 13-26 46.2% 2nd Half: 13-26 50.0% Game: 25-52 48.1%  
3FG % 1st Half: 0-0 0.0% 2nd Half: 2-4 50.0% Game: 2-4 50.0%  
FT % 1st Half: 3-6 50.0% 2nd Half: 4-7 57.1% Game: 7-13 53.8%

### #1/2 South Carolina 89 • 24-1 (12-0 SEC)

#	Player	Total			3-Ptr			Rebounds			PF	TP	A	T	O	Bk	Stl	Min
		FG	FGA	FT	FTA	Off	Def	Off	Def	Off								
24	WELCH, Aelghsa	f	3-5	0-0	0-0	6	3	9	1	6	4	0	2	22				
31	DOZIER, Asia	f	0-3	0-3	0-0	0	0	0	1	0	1	0	0	13				
13	IBIAMI, Elem	c	4-8	0-0	1-1	3	4	4	9	1	0	0	0	17				
05	SESSIONS, Khadijah	g	1-2	1-1	0-1	0	2	2	3	3	1	1	3	18				
25	MITCHELL, Tiffany	g	8-12	1-4	3-4	2	1	3	0	20	1	4	0	26				
01	CUEVAS, Bianca	g	0-5	0-1	4-4	2	1	3	0	4	5	3	0	21				
02	GAINES, Olivia	g	0-1	0-0	0	1	2	3	1	0	1	1	0	13				
03	DUCKETT, Kaydra	g	0-2	0-0	0	1	3	1	0	0	0	0	0	3				
22	WILSON, A'ja	g	5-7	0-0	10-11	2	3	5	0	20	2	0	0	20				
23	KOY, Tina	g	3-4	3-4	0-0	0	2	2	0	9	4	2	0	18				
40	WHITE, Jatarie	g	1-7	0-0	2	1	3	4	2	4	0	0	0	12				
41	COATES, Alaina	g	6-9	0-0	2-3	2	1	3	4	14	1	1	1	17				
	Team				2	2	4											
	Totals		31-65	5-13	22-26	20	23	43	15	89	20	16	2	14	200			

FG % 1st Half: 16-34 47.1% 2nd Half: 15-31 48.4% Game: 31-65 47.7%  
3FG % 1st Half: 2-6 33.3% 2nd Half: 3-7 42.9% Game: 5-13 38.5%  
FT % 1st Half: 12-13 92.3% 2nd Half: 10-13 76.9% Game: 22-26 84.6%

Officials: Felicia Gritter, Frank Steratore, Bruce Morris  
Technical Fouls: Vanderbilt-None; #1/2 South Carolina-None.  
Attendance: 15255

Score by periods	1st	2nd	Total
Vanderbilt	27	32	59
#1/2 South Carolina	46	43	89

## GAME 26

	1st	2nd	OT	Final
VANDERBILT	44	25	7	76
FLORIDA	36	33	6	75

Feb. 19, 2015  
Gainesville, Fla.

### Vanderbilt 76 • 14-12, 5-8 SEC

#	Player	Total			3-Ptr			Rebounds			PF	TP	A	T	O	Bk	Stl	Min
		FG	FGA	FT	FTA	Off	Def	Off	Def	Off								
21	Heather Bowe	f	2-4	0-0	0-1	0	1	1	1	4	1	0	0	0	11			
22	Marques Webb	f	4-5	0-0	0	2	2	3	8	0	0	0	0	24				
01	Rebekah Dahlman	g	6-9	5-8	1-2	0	3	3	1	18	2	1	0	45				
05	Jasmine Jenkins	g	3-5	0-0	1-3	0	3	3	1	7	7	6	0	42				
23	Morgan Batey	q	8-13	0-0	1-5	3	2	5	0	17	1	5	0	43				
03	Rachel Bell	g	4-10	3-6	4-4	0	1	1	2	15	1	0	0	29				
13	A. Caron-Goudreau	g	2-5	0-0	3-5	1	3	4	2	7	3	1	2	25				
24	Kristen Gaffney	g	0-0	0-0	0	0	0	0	2	0	0	1	0	3				
41	Paris Kea	g	1-1	0-0	0	0	0	0	0	1	0	0	0	3				
	Team				2	6	8		2									
	Totals		29-50	8-14	10-20	6	21	27	12	76	16	18	2	6	225			

FG % 1st Half: 15-25 60.0% 2nd Half: 11-20 55.0% OT: 3-5 60.0% Game: 29-50 58.0%  
3FG % 1st Half: 7-9 77.8% 2nd Half: 1-5 20.0% OT: 0-0 0.0% Game: 8-14 57.1%  
FT % 1st Half: 7-10 70.0% 2nd Half: 2-5 40.0% OT: 1-5 20.0% Game: 10-20 50.0%

### Florida 75 • 12-14, 4-9 SEC

#	Player	Total			3-Ptr			Rebounds			PF	TP	A	T	O	Bk	Stl	Min
		FG	FGA	FT	FTA	Off	Def	Off	Def	Off								
22	Lewis, Kayla	f	5-7	0-0	0-0	0	2	2	2	10	0	1	0	1	27			
01	Lorenzen, Haley	f	4-8	0-0	1-2	3	4	7	4	9	1	2	0	24				
04	Needles, Carrie	g	3-7	2-6	2-2	0	5	5	2	10	1	2	0	41				
01	Peoples, Cassie	g	3-11	1-5	0-0	1	3	4	0	7	7	2	0	40				
23	Copeland, Brooke	g	1-4	1-4	0-0	0	1	1	3	3	1	0	1	19				
01	Williams, Romni	g	8-11	0-0	1-1	4	4	8	4	17	4	2	3	27				
03	Miller, January	g	6-11	0-1	3-4	0	2	2	3	15	4	4	2	30				
11	Anderson, Dyandra	g	0-0	0-0	0	0	1	1	0	0	0	0	0	5				
15	Dimatteo, Viktoria	g	1-3	0-1	0	0	1	1	4	2	1	0	0	7				
02	Batchelor, Carie	g	1-2	0-0	0	0	1	1	0	2	0	0	0	5				
	Team				1	2			1									
	Totals		32-64	4-17	7-9	12	22	34	22	75	19	14	4	7	225			

FG % 1st Half: 15-27 55.6% 2nd Half: 13-32 40.6% OT: 2-5 40.0% Game: 32-64 50.0%  
3FG % 1st Half: 3-10 30.0% 2nd Half: 1-4 25.0% OT: 0-1 0.0% Game: 4-17 23.5%  
FT % 1st Half: 3-4 75.0% 2nd Half: 2-3 66.7% OT: 2-2 100.0% Game: 7-9 77.8%

Officials: Tina Napier, Cameron Inouye, Michael McConnell  
Technical Fouls: Vanderbilt-None; Florida-None.  
Attendance: 1,134  
Game Duration: 2:15

Score by periods	1st	2nd	OT	Total
Vanderbilt	44	25	7	76
Florida	36	33	6	75

Last FG - VANDY OT-01:10, UF OT-01:25.  
Largest lead - VANDY by 12 1st-08:47, UF by 2 OT-04:29.  
VANDY led for 26:55, UF led for 00:20. Game was tied for 07:18.

## GAME 27

	1st	2nd	Final
MISSOURI	33	21	54
VANDERBILT	23	28	51

Feb. 22, 2015  
Nashville, Tenn.

### Missouri 54 • 15-12, 5-9 SEC

#	Player	Total			3-Ptr			Rebounds			PF	TP	A	T	O	Bk	Stl	Min
		FG	FGA	FT	FTA	Off	Def	Off	Def	Off								
11	Cunningham, Lindsey	g	1-1	0-0	0-1	1	3	4	1	2	2	2	0	0	36			
12	Hudyn, Michelle	g	3-4	0-0	0	1	1	3	6	1	0	1	1	29				
22	Frericks, Jordan	g	6-10	0-0	3-8	3	5	8	3	15	3	1	0	37				
24	Michaels, Sierra	g	1-5	1-3	0-0	2	3	3	3	1	2	0	1	20				
30	Eye, Morgan	g	4-15	2-11	2-2	0	3	4	12	3	1	0	0	34				
02	Stock, Morgan	g	1-1	1-1	0	0	0	0	3	1	0	0	0	7				
03	Fowler, Bree	g	0-1	0-0	0-0	1	2	0	0	1	0	0	0	11				
05	Holmes, Davionna	g	0-0	0-0	0	1	1	0	0	0	0	0	0	2				
10	Stock, Maddie	g	4-10	4-10	1-2	2	1	3	1	13	0	1	0	16				
23	Robinson, Juanita	g	0-0	0-0	0	0	0	0	1	0	0	1	0	8				
	Team				0	1			2									
	Totals		20-47	8-25	6-13	10	16	26	16	54	12	10	1	3	200			

FG % 1st Half: 14-27 51.9% 2nd Half: 6-20 30.0% Game: 20-47 42.6%  
3FG % 1st Half: 5-13 38.5% 2nd Half: 3-12 25.0% Game: 8-25 32.0%  
FT % 1st Half: 0-2 0.0% 2nd Half: 1-1 50.0% Game: 6-13 46.2%

### Vanderbilt 51 • 14-13, 5-9 SEC

#	Player	Total			3-Ptr			Rebounds			PF	TP	A	T	O	Bk	Stl	Min
		FG	FGA	FT	FTA	Off	Def	Off	Def	Off								
21	Heather Bowe	f	3-7	0-0	0-0	0	3	3	0	6	0	1	0	0	12			
22	Marques Webb	f	4-5	0-0	3-5	7	4	11	2	11	2	3	0	37				
01	Rebekah Dahlman	g	2-7	2-5	2-2	3	6	9	4	8	4	3	0	37				
15	Jasmine Jenkins	g	0-1															



# GAME CAPSULES

## GAME 28

	1st	2nd	Final
AUBURN	30	40	70
VANDERBILT	26	32	58

Feb. 26, 2015  
Nashville, Tenn.

### Auburn 70 • 11-17, 2-13 SEC

#	Player	Total			3-Ptr			Rebounds			PF	TP	A	To	Bk	Stl	Min
		FG	FGA	FT	FTA	FG	FGA	FT	FTA	Off							
44	Tra'Ce Tanner	f	4-8	0-0	2-2	1	4	5	3	10	0	3	1	1	32		
10	Brandy Montgomery	g	6-11	2-4	2-4	0	1	1	2	16	2	1	0	1	34		
13	Katie Frerking	g	3-12	0-2	7-7	1	6	7	0	13	3	1	0	1	34		
25	Neydja Pettibonnie	g	4-9	1-3	0-0	1	2	3	0	9	3	2	0	0	30		
40	Khady Dieng	g	0-3	0-1	0-0	0	3	3	0	1	1	0	0	3	24		
15	Jasmine Jones	g	10-11	0-0	1-2	6	3	9	21	0	2	0	0	3	25		
22	Kiani Parker	g	0-0	0-0	0-0	0	0	0	0	1	0	0	0	0	7		
23	Jessica Jones	g	0-1	0-0	1-3	0	0	0	3	1	0	0	0	1	8		
35	Asia Roberson	g	0-1	0-1	0-0	0	0	0	0	3	0	0	0	0	6		
Team			0	0	0	0	0	0	0	0	0	0	0	0	0		
Totals			27-56	3-11	13-18	9	19	28	16	70	10	11	1	10	200		

FG % 1st Half: 13-26 50.0% 2nd half: 14-30 46.7% Game: 27-56 48.2% Deadball Rebounds 1  
3FG % 1st Half: 2-6 33.3% 2nd half: 1-5 20.0% Game: 3-11 27.3%  
FT % 1st Half: 2-2 100.0 2nd half: 11-16 68.8% Game: 13-18 72.2%

### Vanderbilt 58 • 14-14, 5-10 SEC

#	Player	Total			3-Ptr			Rebounds			PF	TP	A	To	Bk	Stl	Min
		FG	FGA	FT	FTA	FG	FGA	FT	FTA	Off							
21	Heather Bowe	f	2-4	0-0	0	6	6	2	4	0	2	1	2	22			
22	Marques Webb	f	4-6	0-0	5-6	3	6	9	5	13	0	1	0	23			
01	Rebekah Dahlan	g	1-10	1-8	1-2	1	2	3	1	4	2	4	0	27			
15	Jasmine Jenkins	g	2-5	0-0	0-0	0	2	2	3	4	1	0	0	22			
25	Morgan Batey	g	4-5	0-0	0-0	1	4	5	2	8	4	4	0	27			
03	Rachel Bell	g	5-12	3-8	0-1	1	0	1	0	13	3	1	0	24			
13	A. Caron-Goudreau	g	0-1	0-0	0-0	2	2	4	3	0	1	3	1	24			
41	Paris Kea	g	5-6	0-1	2-3	0	2	2	1	12	4	3	0	31			
Team			1	0	1	1	1	1	1	1	1	1	1	1			
Totals			23-49	4-17	8-12	9	24	33	17	58	15	21	2	6	200		

FG % 1st Half: 10-23 43.5% 2nd half: 13-26 50.0% Game: 23-49 46.9% Deadball Rebounds 2  
3FG % 1st Half: 1-6 16.7% 2nd half: 3-11 27.3% Game: 4-17 23.5%  
FT % 1st Half: 5-6 83.3% 2nd half: 3-6 50.0% Game: 8-12 66.7%

Officials: Denise Brooks, Ed Sillasky, Metta Roberts  
Technical fouls: Auburn-None, Vanderbilt-None.  
Attendance: 2930

Score by periods	1st	2nd	Total	Points	In	Off	2nd	Fast	Bench
Auburn	30	40	70	24	26	10	14	22	22
Vanderbilt	26	32	58	28	13	7	0	25	25

Last FG: AU 2nd-00:56, VANDY 2nd-01:21.  
Largest lead - AU by 12 2nd-00:37, VANDY by 11 1st-09:39.  
AU led for 24:11, VANDY led for 13:54. Game was tied for 01:55.  
Score tied - 1 time.  
Lead changed - 2 times.

**NASHVILLE, Tenn.** - The Vanderbilt women couldn't stop -- or even slow down -- Auburn's Jasmine Jones on Thursday night in the Commodores' final home game of the season.

Jones, who came into the night averaging 2.5 points per game, went 10-of-11 from the floor while scoring a game-high 21 points to lead the last-place Tigers to a 70-58 victory over the Commodores at Memorial Gym. Jones also pulled down a team-high nine rebounds and had three steals.

The Tigers (11-17, 2-13) have now won two straight games after opening SEC play with 13 straight losses. Auburn has also won two in a row against Vanderbilt after losing 21 consecutive games in the series prior to last season's win at Memorial Gym.

Auburn's Brandy Montgomery finished with 16 points and Katie Frerking had 13 points and seven rebounds. Marques Webb led Vanderbilt with 13 points and nine rebounds before fouling out with 2:20 to play. Freshman Rachel Bell added 13 points and fellow freshman Paris Kea had 12.

"I don't know how we can play so well at times ... and then other times have no idea what (we) are doing," said Vanderbilt head coach Melanie Balcomb. "We're just extremely inconsistent. I thought we had it figured out, but we are incapable, right now, of sticking to a game plan for 40 minutes."

Auburn's Jones was the night's biggest story. She was averaging just 1.6 points per game in SEC play, but she looked like an all-conference player against the Commodores. Coming off the bench, she went 5-of-5 from the floor in the first half, then scored 11 more points -- and pulled down eight of her nine rebounds -- in the second half.

For Vanderbilt, Webb, Kea and Bell combined for 38 points while going 14-of-24 from the floor. But their efforts weren't enough to enable the Commodores to overcome 21 turnovers.

"It's tough," said Balcomb. "I can't find five players to communicate together, work together."

Vanderbilt owned an 11-point lead just past the midway mark of the first half, but the Tigers put together a 21-6 run -- which started with seven straight points by Montgomery -- to carry a 30-26 lead into the half.

Auburn maintained the lead throughout the final 20 minutes, holding off a late Vanderbilt rally.

## GAME 29

	1st	2nd	Final
VANDERBILT	24	25	49
TENNESSEE	39	40	79

March 1, 2015  
Knoxville, Tenn.

### Vanderbilt 49 • 14-15, 5-11 SEC

#	Player	Total			3-Ptr			Rebounds			PF	TP	A	To	Bk	Stl	Min
		FG	FGA	FT	FTA	FG	FGA	FT	FTA	Off							
21	Heather Bowe	f	2-5	0-1	0-0	1	3	4	3	4	0	3	0	1	23		
22	Marques Webb	f	5-7	0-0	0-0	2	3	5	10	2	6	1	0	26			
01	Rebekah Dahlan	g	1-8	1-5	0-0	1	2	1	3	1	3	1	0	24			
15	Jasmine Jenkins	g	3-5	0-0	0-2	2	1	3	3	6	2	3	0	20			
25	Morgan Batey	g	2-6	0-0	0-0	1	3	4	3	4	2	2	0	19			
03	Rachel Bell	g	1-5	0-3	0-0	1	0	1	0	2	0	1	0	17			
13	A. Caron-Goudreau	g	0-2	0-0	0-0	0	2	2	1	0	1	3	1	21			
24	Kristen Gaffney	g	1-1	0-0	0-0	0	1	1	0	2	0	0	0	9			
41	Paris Kea	g	7-14	0-2	4-6	1	1	2	2	18	3	0	3	31			
Team			1	2	3	1	2	3	1	1	1	1	1	1			
Totals			22-53	1-11	4-8	10	17	27	18	49	10	25	2	13	200		

FG % 1st Half: 10-28 35.7% 2nd half: 12-25 48.0% Game: 22-53 41.5% Deadball Rebounds 5  
3FG % 1st Half: 1-6 16.7% 2nd half: 0-5 0.0% Game: 1-11 9.1%  
FT % 1st Half: 3-3 100.0 2nd half: 1-5 20.0% Game: 4-8 50.0%

### Tennessee 79 • 25-4, 15-1 SEC

#	Player	Total			3-Ptr			Rebounds			PF	TP	A	To	Bk	Stl	Min
		FG	FGA	FT	FTA	FG	FGA	FT	FTA	Off							
11	Burdick, Cierra	f	6-13	0-3	0-0	3	3	6	1	12	7	4	2	1	34		
12	Graves, Bashaara	f	2-5	0-0	3-3	5	1	6	3	7	3	0	1	26			
0	Reynolds, Jordan	g	0-4	0-0	0-0	0	3	3	0	5	2	2	4	24			
05	Massengale, Ariel	g	9-12	8-11	0-0	0	3	0	26	2	5	2	4	34			
14	Carter, Andraya	g	4-10	3-6	1-2	1	3	4	12	5	3	1	28				
01	Moore, Nis	g	2-2	0-0	0-0	0	2	2	0	4	2	2	4	16			
13	Dunbar, Kortney	g	1-3	1-2	0-0	0	3	3	0	1	0	1	6				
20	Harrison, Isabelle	g	0-0	0-0	0-0	0	0	0	0	0	0	0	0				
21	Nared, Jaime	g	3-7	0-0	7-8	3	2	5	1	13	2	1	1	20			
23	Middleton, Alexa	g	0-1	0-0	2-2	0	1	0	2	2	0	1	1	12			
Team			1	4	5	1	4	5	1	4	5	1	4	5			
Totals			27-57	12-22	13-15	13	24	37	11	79	24	19	7	14	200		

FG % 1st Half: 15-27 55.6% 2nd half: 12-30 40.0% Game: 27-57 47.4% Deadball Rebounds 2  
3FG % 1st Half: 5-11 45.5% 2nd half: 7-11 63.6% Game: 12-25 54.5%  
FT % 1st Half: 4-5 80.0% 2nd half: 9-10 90.0% Game: 13-15 86.7%

Officials: Lisa Mattingly, Carla Fountain, Eric Koch  
Technical fouls: Vanderbilt-None, Tennessee-None.  
Attendance: 13027

Score by periods	1st	2nd	Total	Points	In	Off	2nd	Fast	Bench
Vanderbilt	24	25	49	24	26	10	14	22	22
Tennessee	39	40	79	28	13	7	0	25	25

Score tied - 1 time.  
Lead changed - 2 times.

**KNOXVILLE, Tenn.** - The Vanderbilt women weren't able to contain Tennessee's Ariel Massengale on Sunday. As a result, the Commodores weren't able to avoid the play-in round of next week's SEC Tournament in Little Rock.

Massengale scored 26 points and tied a school single-game record with eight 3-pointers to help No. 6 Tennessee beat Vanderbilt 79-49 in the regular-season finale for both teams in Knoxville.

Vanderbilt (14-15, 5-11) will be the No. 11 seed at the SEC tourney, and will face No. 14-seeded Alabama on Wednesday night at 8:30 p.m.

Tennessee's victory over Vanderbilt couple with the No. 13 Kentucky's 67-56 triumph over No. 2 South Carolina allowed the Lady Vols (25-4, 15-1 SEC) to win a share of the regular-season conference title. Because the Gamecocks won the lone head-to-head meeting between the two schools, South Carolina (27-2, 15-1) got the No. 1 seed in the SEC tournament.

Massengale went 8 of 11 from 3-point range and Tennessee was 12 of 22 from beyond the arc.

For Vanderbilt, Paris Kea scored a career-high 18 points. She finished 7-of-14 from the floor while playing a team-high 31 minutes. Marques Webb added 10 points on 5-of-7 shooting before fouling out for the Commodores.

It was the last regular-season home game for Tennessee seniors Cierra Burdick, Ariel Massengale and Isabelle Harrison, who each received a framed jersey and a bouquet of orange roses in a pregame ceremony.

Harrison, who tore the anterior cruciate ligament in her right knee Feb. 15, received a standing ovation when she checked into the game with 4.5 seconds left. Burdick had 12 points, seven assists and six rebounds.

Vanderbilt was 1 of 11 from 3-point range and committed 25 turnovers.

Massengale scored the first 11 points for Tennessee, which never trailed all day. Her eight 3-pointers matched the school single-game mark set by Meighan Simmons, who reached that mark twice before ending her college career last season.

Jaime Nared added 13 points and Andraya Carter had 12 points for Tennessee. The fast start by Massengale helped Tennessee own a 39-24 lead at the end of a first half.

## GAME 30

	1st	2nd	Final
ALABAMA	24	32	56
VANDERBILT	26	40	66

March 4, 2015  
Little Rock, Ark.

### Alabama 56 • 13-19

#	Player	Total			3-Ptr			Rebounds			PF	TP	A	To	Bk	Stl	Min
		FG	FGA	FT	FTA	FG	FGA	FT	FTA	Off							
11	Cook, Hannah	f	2-8	1-6	0	8	8	4	5	3	1	1	1	34			
13	Hegstetter, Nikki	f	3-5	0-1	4-4	1	3	4	3	10	5	0	0	25			
20	Williams, Ashley	f	10-15	0-0	0-0	0	3	3	21	0	2	0	0	37			
05	Hayden, Breanna	g	1-5	0-1	1-2	1	1	2	1	3	3	3	0	32			
22	Middlebrook, Karyla	g	0-2	0-0	2-2	0	0	0	0	2	2	0	0	26			
03	Bolton, Quanetria	g	3-10	1-4	0-0	1	0	1	2	7	0	1	2	17			
15	Knights, Messhont	g	1-														



# GAME CAPSULES

## GAME 31

	<b>1st</b>	<b>2nd</b>	<b>Final</b>
<b>VANDERBILT</b>	<b>25</b>	<b>36</b>	<b>61</b>
<b>KENTUCKY</b>	<b>24</b>	<b>43</b>	<b>67</b>

March 5, 2015  
Little Rock, Ark.

### Vanderbilt 61 • 15-16

#	Player	Total			3-Pr			Rebounds			PF	TP	A	TO	Blk	Stl	Min
		FG	FCA	FG%	FG	FCA	FG%	Off	Def	Tot							
21	Heather Bowe	f	2-3	0-0	0-0	0	1	1	3	4	3	1	1	0	0	20	
22	Marqu'es Webb	f	5-8	0-0	8-13	2	3	5	2	18	2	3	0	0	28		
01	Rebekah Dahlman	g	3-12	2-8	2-3	1	9	10	5	10	2	2	1	3	36		
15	Jasmine Jenkins	g	5-9	0-0	2-3	3	1	4	4	12	0	4	1	1	36		
41	Paris Kea	g	5-13	0-0	0-0	0	2	2	1	10	5	2	2	0	39		
03	Rachel Bell	f	1-2	1-2	0-0	0	0	0	1	3	0	0	0	0	8		
13	A. Caron-Goudreau	f	1-2	0-0	0-1	0	0	0	3	2	0	1	0	0	8		
25	Morgan Batey	f	1-5	0-0	0-0	0	4	4	0	2	2	0	0	0	22		
44	Rayte'a Long	f	0-0	0-0	0-0	0	1	1	1	0	0	0	1	0	3		
Team						3	1	4	1		2						
Totals			23-54	3-10	12-20	9	22	31	21	61	14	15	6	4	200		

FG % 1st Half: 11-28 39.3% 2nd half: 12-26 46.2% Game: 23-54 42.6% Deathball  
3FG % 1st Half: 2-4 50.0% 2nd half: 1-6 16.7% Game: 3-10 30.0% Rebounds  
FT % 1st Half: 1-4 25.0% 2nd half: 11-16 68.8% Game: 12-20 60.0% 4-4

### Kentucky 67 • 22-8

#	Player	Total			3-Pr			Rebounds			PF	TP	A	TO	Blk	Stl	Min
		FG	FCA	FG%	FG	FCA	FG%	Off	Def	Tot							
12	Sidney Jelleash	f	0-2	0-0	0-0	1	4	5	3	0	1	2	0	1	16		
58	Bishop, Azia	c	0-3	0-0	1-2	6	0	6	4	1	1	2	2	0	18		
00	O'Neill, Jennifer	g	6-17	4-10	3-5	1	3	4	1	19	1	5	0	0	36		
13	Goss, Bria	g	3-9	0-3	2-2	0	5	5	2	8	1	2	0	1	36		
25	Epps, Makayla	g	3-6	0-0	2-4	0	5	5	0	8	5	1	0	0	28		
06	Goodin-Rogers, Kyvin	f	1-1	0-0	0-0	0	1	1	4	2	0	0	0	0	11		
15	Harper, Linnae	f	9-15	0-0	0-1	4	3	7	1	18	2	3	0	1	26		
35	Jennings, Alexis	f	2-4	0-2	5-7	0	0	0	2	9	0	0	1	1	14		
45	Rice, Alyssa	f	1-5	0-0	0-0	1	3	4	3	2	0	1	1	0	15		
Team						2	2	4									
Totals			25-62	4-15	13-21	15	26	41	20	67	11	16	4	4	200		

FG % 1st Half: 11-32 34.4% 2nd half: 14-30 46.7% Game: 25-62 40.3% Deathball  
3FG % 1st Half: 1-10 10.0% 2nd half: 3-5 60.0% Game: 4-15 26.7% Rebounds  
FT % 1st Half: 1-6 16.7% 2nd half: 12-15 80.0% Game: 13-21 61.9% 4

Officials: Dee Kantner, Cameron Inouye, Frank Steratore  
Technical fouls: Vanderbilt-TEAM, Kentucky-None.  
Attendance: 3744

Score by periods	1st	2nd	Total
Vanderbilt	25	36	61
Kentucky	24	43	67

**LITTLE ROCK, Ark.** - In the final game of a tough season, the Vanderbilt women delivered a performance that provided optimism for the future.

Facing No. 6-seeded and 12th-ranked Kentucky in the second round of the SEC Tournament on Thursday night, the No. 11-seeded Commodores played one of their best games of the season but fell short of the upset in a 67-61 season-ending loss.

Vanderbilt (15-16) trailed by only three points after a jumper by freshman Paris Kea with 1:26 to play, but came up empty on several key possessions down the stretch. Kentucky (22-8) converted 3-of-4 free throws in the final 1:14 to fend off the young Commodores, who have no seniors on the roster.

Kentucky's Jennifer O'Neill scored a game-high 19 points and Linnae Harper added 18 as the Wildcats advanced to play Mississippi State in the quarterfinals on Friday.

Sophomore Marqu'es Webb scored 18 points and redshirt freshman Rebekah Dahlman had 10 points and 10 rebounds for the Commodores (15-16), who saw five underclassmen combine to score 43 of the team's 61 points.

"I think (this game) shows us that we can be the team we want to be, and we're heading in that direction," said Vanderbilt head coach Melanie Balcomb. "I think it means a lot to end on this kind of positive. It showed us what we needed to see to go forward."

The loss sent the Commodores into the offseason much earlier than normal, as Vanderbilt saw its streak of 15 consecutive appearances in the NCAA Tournament come to an end. But there are plenty of reasons to believe that the young Commodores won't be absent from the NCAA Tournament for long.

Vanderbilt, which defeated Alabama 66-56 in the opening round on Wednesday, stayed within striking distance of the explosive Wildcats throughout the game, keeping the small but energetic crowd entertained until the final moments. Vanderbilt fell behind by 14 points in the first eight minutes but stormed back to take a one-point lead at the half, and then kept things tight throughout the final 20 minutes.

"Coach (Balcomb) always says to not look at the scoreboard; just go out there and fight," said Webb. "That's what we did. We fought when we were down. We fought when we were up. We fought the whole game. That's a huge positive to take out of this game."



# 2014-15 SEC STANDINGS

	SEC				Overall					
	W-L	Pct.	H	A	W-L	Pct.	H	A	N	L5
South Carolina^#	15-1	.937	8-0	7-1	34-3	.918	16-0	9-2	9-1	4-1
Tennessee^	15-1	.937	8-0	7-1	30-6	.833	18-0	9-4	2-2	3-2
Mississippi State	11-5	.687	7-1	4-4	27-7	.794	17-1	7-5	3-1	3-2
LSU	10-6	.625	7-1	3-5	17-14	.548	11-4	4-8	2-2	2-3
Texas A&M	10-6	.625	7-1	3-5	23-10	.696	14-1	6-6	3-3	1-4
Kentucky	10-6	.625	6-2	4-4	24-10	.705	14-3	6-5	4-2	4-1
Missouri	7-9	.437	4-4	3-5	19-14	.575	12-4	6-7	1-3	4-1
Ole Miss	7-9	.437	5-3	2-6	19-14	.575	15-5	3-8	1-1	3-2
Arkansas	6-10	.375	4-4	2-6	18-14	.562	8-6	5-7	5-1	2-3
Georgia	6-10	.375	4-4	2-6	19-12	.612	12-4	6-7	1-1	2-3
Vanderbilt	5-11	.312	3-5	2-6	15-16	.483	9-6	4-7	2-3	1-4
Florida	5-11	.312	1-6	4-5	13-17	.433	8-9	5-7	0-1	1-4
Auburn	3-13	.187	1-7	2-6	13-18	.419	8-7	3-9	2-2	4-1
Alabama	2-14	.125	2-6	0-8	13-19	.406	10-9	1-8	2-2	0-5

^SEC Co-Champions; #SEC Tournament Champion

## SEC POSTSEASON RESULTS



### NCAA TOURNAMENT

#### FINAL FOUR

Sunday, April 5 • National Semifinal • Tampa, Fla.  
#1 Notre Dame vs. #1 South Carolina (ESPN) L 65-66

#### ALBANY REGION

Friday, March 20 • First Round • Lexington, Ky.  
#15 Tennessee State at #2 Kentucky (ESPN2) W 97-52

Saturday, March 21 • First Round • Tampa, Fla.  
#11 LSU vs. #6 South Florida (ESPN2) L 64-73

Sunday, March 22 • Second Round • Lexington, Ky.  
#7 Dayton at #2 Kentucky (ESPN2) L 94-99

#### GREENSBORO REGION

Friday, March 20 • First Round • Columbia, S.C.  
#16 Savannah State at #1 South Carolina (ESPN2) W 81-48

Saturday, March 21 • First Round • Tempe, Ariz.  
#11 UALR vs. #6 Texas A&M (ESPN2) L 60-69

Sunday, March 22 • Second Round • Columbia, S.C.  
#8 Syracuse at #1 South Carolina (ESPN2) W 97-68

Friday, March 27 • Regional Semifinal • Greensboro, N.C.  
#4 North Carolina vs. #1 South Carolina (ESPN) W 67-65

Sunday, March 29 • Regional Final • Greensboro, N.C.  
#2 Florida State vs. #1 South Carolina (ESPN) W 80-74

#### SPOKANE REGION

Friday, March 20 • First Round • Durham, N.C.  
#12 Tulane vs. #5 Mississippi State (ESPN2) W 57-47

Saturday, March 21 • First Round • Knoxville, Tenn.  
#15 Boise State at #2 Tennessee (ESPN2) W 72-61

Sunday, March 22 • Second Round • Durham, N.C.  
#5 Mississippi State at #4 Duke (ESPN2) L 56-64

Monday, March 23 • Second Round • Knoxville, Tenn.  
#10 Pittsburgh at #2 Tennessee (ESPN2) W 77-67

Saturday, March 28 • Regional Semifinal • Spokane, Wash.  
#11 Gonzaga vs. #2 Tennessee (ESPN) W 73-69 (OT)

Monday, March 30 • Regional Final • Spokane, Wash.  
#2 Tennessee vs. #1 Maryland (ESPN) L 48-58

#### OKLAHOMA CITY REGION

Friday, March 20 • First Round • Waco, Texas  
#10 Arkansas vs. #7 Northwestern (ESPN2) W 57-55

Saturday, March 22 • Second Round • Waco, Texas  
#10 Arkansas at #2 Baylor (ESPN2) L 44-73



### WNIT TOURNAMENT

#### FIRST ROUND

Wednesday, March 18 • Oxford, Miss.  
UT Martin at Ole Miss W 80-70

Thursday, March 19 • Cedar Falls, Iowa  
Missouri at Northern Iowa W 69-61

#### SECOND ROUND

Sunday, March 22 • Manhattan, Kan.  
Missouri at Kansas State W 67-48

Sunday, March 22 • Oxford, Miss.  
Georgia Tech at Ole Miss W 63-48

#### THIRD ROUND

Thursday, March 26 • Ann Arbor, Mich.  
Missouri at Michigan L 55-65

Thursday, March 26 • Murfreesboro, Tenn.  
Ole Miss at Middle Tennessee L 70-82



# VU YEAR-BY-YEAR FINISHES

YEAR	RECORD	SEC	SEC FINISH	NCAA TOURNEY	COACH
2014-15	15-16	5-11	Tied-11th		Balcomb
2013-14	18-13	7-9	Tied-6th	First Round	Balcomb
2012-13	21-12	9-7	7th	Second Round	Balcomb
2011-12	23-10	9-7	7th	Second Round	Balcomb
2010-11	20-12	10-6	3rd	First Round	Balcomb
2009-10	23-11	9-7	5th	Second Round	Balcomb
2008-09	26-9	10-4	2nd	Sweet 16	Balcomb
2007-08	25-9	11-3	3rd	Sweet 16	Balcomb
2006-07	28-6	10-4	Tied-3rd	Second Round	Balcomb
2005-06	21-11	8-6	Tied-5th	Second Round	Balcomb
2004-05	24-8	10-4	3rd	Sweet 16	Balcomb
2003-04	26-8	8-6	Tied-4th	Sweet 16	Balcomb
2002-03	22-10	9-5	Tied-5th	Second Round	Balcomb
2001-02	30-7	10-4	Tied-2nd	Elite Eight	Foster
2000-01	24-10	8-6	Tied-4th	Elite Eight	Foster
1999-00	21-13	6-8	Tied-6th	Second Round	Foster
1998-99	13-14	6-8	Tied-8th		Foster
1997-98	20-9	9-5	4th	First Round	Foster
1996-97	20-11	6-6	6th	Sweet 16	Foster
1995-96	23-8	7-4	Tied-3rd	Elite Eight	Foster
1994-95	28-7	8-3	Tied-2nd	Sweet 16	Foster
1993-94	25-8	9-2	2nd	Sweet 16	Foster
1992-93	30-3	9-2	Tied-2nd	Final Four	Foster
1991-92	22-9	6-5	4th	Elite Eight	Foster
1990-91	19-12	4-5	Tied-5th	Regional Semis	Lee
1989-90	23-11	5-4	5th	Second Round	Lee
1988-89	21-8	5-4	4th	First Round	Lee
1987-88	18-10	4-5	7th		Lee
1986-87	23-10	4-5	6th	Second Round	Lee
1985-86	22-9	4-5	7th	Second Round	Lee
1984-85	14-13	2-6	N/A		Lee
1983-84	23-9	2-6	N/A		Lee
1982-83	12-14	2-6	N/A		Lee
1981-82	20-14	N/A	N/A		Lee
1980-81	12-16	N/A	N/A	N/A	Lee
1979-80	12-14	N/A	N/A	N/A	Pepper
1978-79	11-16	N/A	N/A	N/A	Pepper
1977-78	15-9	N/A	N/A	N/A	Pepper



# IN THE POLLS

## VANDERBILT'S WEEK-BY-WEEK RANKING IN THE ASSOCIATED PRESS POLL

Year	PS/1	2	3	4	5	6	7	8	9	10	11	12	13	14	15	16	17	18	19	Post
1983-84	-	-	-	-	-	-	-	-	-	20	-	-	-	-	-	-	-	-	-	-
1984-85	12	16	18	-	-	-	-	-	-	-	-	-	20	18	17	16	16	-	-	-
1985-86	-	-	-	-	-	-	-	-	-	-	-	-	-	-	20	20	-	-	-	-
1986-87	-	-	-	19	17	16	12	11	11	14	14	13	14	18	20	18	-	-	-	-
1987-88	14	19	17	16	15	15	18	-	-	-	-	-	-	-	-	-	-	-	-	-
1988-89	not ranked																			
1989-90	22	23	21	18	17	17	20	-	25	-	-	25	-	-	-	-	-	-	-	-
1990-91	13	21	-	-	-	-	-	-	-	-	-	-	-	-	-	-	-	-	-	-
1991-92	8	6	5	4	4	4	4	7	13	13	11	13	10	10	11	12	15	13	-	-
1992-93	3	3	3	3	2	1	1	1	1	2	2	2	5	3	1	1	-	-	-	-
1993-94	2	5	10	9	8	8	7	6	5	9	11	12	14	13	13	12	12	-	-	-
1994-95	12	12	9	9	9	8	8	6	10	8	9	8	7	8	10	9	8	6	-	-
1995-96	5	4	4	4	3	3	2	2	5	7	11	11	13	10	12	-	-	-	-	-
1996-97	9	6	7	13	15	14	14	11	8	7	11	14	16	12	15	17	20	20	-	-
1997-98	10	10	7	5	9	8	7	7	6	6	9	6	11	15	14	14	18	-	-	-
1998-99	20	19	18	20	rv	-	rv	rv	rv	rv	-	-	rv	rv	-	-	-	-	-	-
1999-00	-	-	-	-	-	-	-	rv	rv	rv	-	-	rv	rv	rv	rv	rv	-	-	-
2000-01	20	25	23	23	24	22	24	23	17	15	16	19	20	18	15	10	10	-	-	-
2001-02	3	4	4	4	4	4	3	6	8	7	6	8	6	6	6	6	5	4	-	-
2002-03	11	9	8	9	8	9	12	14	17	18	17	18	18	18	17	15	13	14	-	-
2003-04	-	-	-	-	rv	rv	24	rv	rv	rv	24	rv	rv	rv	24	21	15	13	-	-
2004-05	13	14	13	14	17	16	15	16	17	17	23	21	21	22	20	18	19	18	-	-
2005-06	17	20	19	21	21	19	21	20	23	19	22	22	22	22	24	23	25	rv	-	-
2006-07	16	15	14	12	11	12	12	12	11	14	14	15	15	14	12	12	13	9	-	-
2007-08	23	20	25	23	20	23	21	20	rv	rv	rv	rv	25	25	23	21	21	21	-	-
2008-09	12	17	16	20	19	20	20	24	18	17	20	20	24	18	19	22	14	14	-	-
2009-10	22	21	-	18	18	19	18	17	rv	21	rv	rv	rv	25	rv	rv	rv	rv	-	-
2010-11	24	23	24	23	-	-	-	-	-	-	-	-	-	-	rv	-	-	-	-	-
2011-12	rv	rv	-	25	23	20	25	25	24	25	25	rv	rv	-	rv	rv	rv	rv	-	-
2012-13	16	13	17	rv	-	-	rv	rv	rv	rv	rv	rv	rv	-	-	-	rv	rv	-	-
2013-14	rv	rv	rv	-	-	-	-	-	-	rv	24	16	16	18	16	rv	rv	rv	-	-
2014-15	rv	rv	rv	-	-	-	-	-	-	-	-	-	-	-	-	-	-	-	-	-

Release dates and the number of weekly rankings vary from year-to-year. A blank space denotes a 17-week ranking instead of 18 weeks.

The AP Women's Basketball Poll began during the 1976-77 season with the Top 20 rankings. The poll expanded to the Top 25 in 1989-90. During the 1994-95 season, the voting board switched from coaches to the news media.

## WHERE VANDERBILT FINISHED IN THE FINAL AP RANKINGS (since 2001)

(NOTE: The Commodores were not ranked in the final AP polls in 2005-06, 2009-10, 2010-11, 2011-12, 2012-13, 2013-14 and 2014-15. ... Final AP poll is released before NCAA Tournament).

2009	2008	2007	2005	2004	2003	2002	2001
1 Connecticut	1 Connecticut	1 Duke	1 Stanford	1 Duke	1 Connecticut	1 Connecticut	1 Connecticut
2 Stanford	2 No. Carolina	2 No. Carolina	2 LSU	2 Tennessee	2 Duke	2 Oklahoma	2 Notre Dame
3 Maryland	3 Tennessee	3 Tennessee	3 Tennessee	3 Purdue	3 LSU	3 Duke	3 Tennessee
4 Oklahoma	4 Stanford	4 Connecticut	4 No. Carolina	4 Texas	4 Tennessee	4 Vanderbilt	4 Georgia
5 Baylor	5 Maryland	5 Stanford	5 Baylor	5 Penn State	5 Texas	5 Stanford	5 Duke
6 Duke	6 LSU	6 Maryland	6 Michigan St.	6 Connecticut	6 La. Tech	6 Tennessee	6 La. Tech
7 Louisville	7 Rutgers	7 Vanderbilt	7 Duke	7 La. Tech	7 Texas Tech	7 Baylor	7 Oklahoma
8 Auburn	8 Texas A&M	8 Ohio State	8 Ohio St.	8 Kansas St.	8 Kansas St.	8 La. Tech	8 Iowa St.
9 Texas A&M	9 Duke	9 Oklahoma	9 Rutgers	9 Houston	9 Stanford	9 Purdue	9 Purdue
10 Ohio State	10 California	10 Arizona State	10 Connecticut	10 Stanford	10 Purdue	10 Iowa St.	10 Vanderbilt
11 North Carolina	11 Old Dominion	11 Purdue	11 Notre Dame	11 Oklahoma	11 Villanova	11 Kansas St.	11 Rutgers
12 Florida State	12 Baylor	12 LSU	12 Minnesota	12 No. Carolina	12 No. Carolina	12 Colorado	12 Xavier
13 California	13 Oklahoma St	13 Georgia	13 Texas	13 Vanderbilt	13 Mississippi St.	13 So. Carolina	13 Texas Tech
14 Vanderbilt	14 Oklahoma	14 Geo. Wash.	14 Texas Tech	14 Texas Tech	14 Vanderbilt	14 Texas	14 Florida
15 Pittsburgh	15 Notre Dame	15 Rutgers	15 Temple	15 Baylor	15 Penn St.	15 Old Dominion	15 SW Missouri
16 So. Dakota St.	16 Kansas St	16 Texas A&M	16 Kansas St.	16 Georgia	16 So. Carolina	16 No. Carolina	16 Iowa
17 Iowa State	17 West Virginia	17 MTSU	17 DePaul	17 Colorado	17 Minnesota	17 Texas Tech	17 Utah
18 Tennessee	18 Utah	18 N.C. State	18 Vanderbilt	18 Boston Coll.	18 Santa Barbara	18 Minnesota	18 LSU
19 Arizona State	19 Louisville	19 Baylor	19 Iowa St.	19 LSU	19 Georgia	19 Cincinnati	19 NC St.
20 Xavier	20 Geo Wash.	20 BGSU	20 Georgia	20 TCU	20 Ohio State	20 Colorado St.	20 Colorado
21 Kansas State	21 Vanderbilt	21 UWGB	21 NC State	21 Ohio State	21 UWGB	21 Boston Coll.	21 Penn St.
22 Florida	22 Marist	22 Marquette	22 Penn. State	22 Auburn	22 Arizona	22 LSU	22 Clemson
23 Notre Dame	23 UTEP	23 Mich. State	23 TCU	23 Michigan St.	23 Rutgers	23 Fla. Internat'l	23 Baylor
24 Virginia	24 Virginia	24 Iowa State	24 UWGB	24 Minnesota	24 Arkansas	T24 Florida	24 Wisconsin
25 Texas	25 Ohio St	25 Louisville	25 Boston Coll.	25 Villanova	25 Boston Coll. Geo. Wash.	T25 Penn St.	25 Arizona St. Virginia Tech



# SEC TOURNAMENT

## VANDERBILT'S SEC TOURNEY HISTORY

- Vanderbilt's all-time SEC Tournament record (through 2015): 46-30
- Head coach's Melanie Balcomb's all-time SEC Tournament record: 21-10
- Vanderbilt SEC Tournament titles: Six (2009, 2007, 2004, 2002, 1995, 1993)
- SEC Semifinal appearances: 18



## VANDERBILT'S YEAR-BY-YEAR RESULTS

**2015 - Little Rock, Ark.** (Vanderbilt: 1-1)  
Vanderbilt 66, Alabama 56  
Kentucky 67, Vanderbilt 61

**2014 - Duluth, Ga.** (Vanderbilt: 0-1)  
Georgia 53, Vanderbilt 43

**2013 -- Duluth, Ga.** (Vanderbilt: 1-1)  
Vanderbilt 53, Missouri 40  
Kentucky 76, Vanderbilt 65

**2012 -- Nashville** (Vanderbilt: 1-1)  
Vanderbilt 67, Miss. State 51  
Tennessee 68, Vanderbilt 57

**2011 -- Nashville** (Vanderbilt: 1-1)  
Vanderbilt 69, Miss. State 55  
Kentucky 69, Vanderbilt 56

**2010 -- Duluth, Ga.** (Vanderbilt: 2-1)  
Vanderbilt 65, Arkansas 64 (OT)  
Vanderbilt 63, LSU 61  
Tennessee 68, Vanderbilt 49

**2009 -- Little Rock, Ark.** (Vanderbilt: 3-0)  
Vanderbilt 69, Georgia 61  
Vanderbilt 61, LSU 47  
Vanderbilt 61, Auburn 54

**2008 -- Nashville** (Vanderbilt: 1-1)  
Vanderbilt 49, Auburn 44  
Tennessee 63, Vanderbilt 48

**2007 -- Duuth, Ga.** (Vanderbilt: 3-0)  
Vanderbilt 105, Florida 77  
Vanderbilt 81, Georgia 56  
Vanderbilt 51, LSU 45

**2006 -- Little Rock, Ark.** (Vanderbilt: 1-1)  
Vanderbilt 86, Alabama 62  
Georgia 69, Vanderbilt 47

**2005 -- Greenville, S.C.** (Vanderbilt: 1-1)  
Vanderbilt 79, Arkansas 60  
Tennessee 76, Vanderbilt 73

**2004 -- Nashville** (Vanderbilt: 4-0)  
Vanderbilt 60, Kentucky 41  
Vanderbilt 76, Auburn 74  
Vanderbilt 78, LSU 66  
Vanderbilt 62, Georgia 56

**2003 -- Little Rock, Ark.** (Vanderbilt: 2-1)  
Vanderbilt 74, Florida 58  
Vanderbilt 74, Georgia 70  
LSU 78, Vanderbilt 69

**2002 -- Nashville** (Vanderbilt: 3-0)  
Vanderbilt 55, Auburn 39  
Vanderbilt 81, Arkansas 78  
Vanderbilt 63, LSU 48

**2001 -- Memphis** (Vanderbilt: 2-1)  
Vanderbilt 70, LSU 58  
Vanderbilt 77, Tennessee 74  
Georgia 62, Vanderbilt 60

**2000 -- Chattanooga** (Vanderbilt: 2-1)  
Vanderbilt 80, South Carolina 58  
Vanderbilt 59, LSU 46  
Tennessee 61, Vanderbilt 53

**1999 -- Chattanooga** (Vanderbilt: 0-1)  
Florida 64, Vanderbilt 61

**1998 -- Columbus, Ga.** (Vanderbilt: 1-1)  
Vanderbilt 76, Ole Miss 64  
Tennessee 106, Vanderbilt 45

**1997 -- Chattanooga** (Vanderbilt: 1-1)  
Vanderbilt 70, Miss. State 42  
Florida 68, Vanderbilt 54

**1996 -- Chattanooga** (Vanderbilt: 0-1)  
Vanderbilt 83, Florida 73

**1995 -- Chattanooga** (Vanderbilt: 3-0)  
Vanderbilt 64, Ole Miss 57  
Vanderbilt 82, Georgia 56  
Vanderbilt 67, Tennessee 61

**1994 -- Chattanooga** (Vanderbilt: 2-1)  
Vanderbilt 83, Kentucky 80  
Vanderbilt 94, Florida 72  
Tennessee 82, Vanderbilt 57

**1993 -- Chattanooga** (Vanderbilt: 3-0)  
Vanderbilt 68, Kentucky 61  
Vanderbilt 79, Ole Miss 54  
Vanderbilt 78, Tennessee 64

**1992 -- Albany, Ga.** (Vanderbilt: 1-1)  
Vanderbilt 58, South Carolina 47  
Georgia 58, Vanderbilt 57

**1991 -- Albany, Ga.** (Vanderbilt: 0-1)  
Tennessee 62, Vanderbilt 60

**1990 -- Albany, Ga.** (Vanderbilt: 0-1)  
Georgia 79, Vanderbilt 72

**1989 -- Albany, Ga.** (Vanderbilt: 0-1)  
LSU 79, Vanderbilt 73

**1988 -- Albany, Ga.** (Vanderbilt: 0-1)  
Kentucky 75, Vanderbilt 67

**1987 -- Albany, Ga.** (Vanderbilt: 1-1)  
Vanderbilt 65, Ole Miss 64  
Georgia 54, Vanderbilt 52

**1986 -- Athens, Ga.** (Vanderbilt: 2-1)  
Vanderbilt 83, Miss. State 69  
Vanderbilt 89, Auburn 79  
LSU 83, Vanderbilt 60

**1985 -- Oxford, Miss.** (Vanderbilt: 1-1)  
Vanderbilt 87, Alabama 85  
Georgia 79, Vanderbilt 69

**1984 -- Athens, Ga.** (Vanderbilt: 2-1)  
Vanderbilt 72, Miss. State 47  
Vanderbilt 78, Ole Miss 73  
Alabama 83, Vanderbilt 73

**1983 -- Knoxville, Tenn.** (Vanderbilt: 0-1)  
Miss. State 53, Vanderbilt 51

**1982 -- Lexington, Ky.** (Vanderbilt: 1-1)  
Vanderbilt 87, Miss. State 67  
Tennessee 80, Vanderbilt 75

**1981 -- Baton Rouge, La.** (Vanderbilt: 0-1)  
Miss. State 84, Vanderbilt 76

**1980 -- Knoxville, Tenn.** (Vanderbilt: 0-1)  
Alabama 69, Vanderbilt 53





# SOUTHEASTERN CONFERENCE

## SEC Champions - Regular Season & Tournament

Year	Champion	SEC	Overall	Coach	Tournament Champion (Site)
2015	S. Carolina	15-1	34-3	Dawn Staley	S. Carolina (Little Rock, Ark.)
	Tennessee	15-1	30-6	Holly Warlick	
2014	S. Carolina	14-2	29-5	Dawn Staley	Tennessee (Duluth, Ga.)
2013	Tennessee	14-2	27-7	Holly Warlick	Texas A&M (Duluth, Ga.)
2012	Kentucky	13-3	28-7	Matthew Mitchell	Tennessee (Nashville, Tenn.)
2011	Tennessee	16-0	34-3	Pat Summitt	Tennessee (Nashville, Tenn.)
2010	Tennessee	15-1	32-3	Pat Summitt	Tennessee (Duluth, Ga.)
2009	Auburn	12-2	30-4	Nell Fortner	Vanderbilt (North Little Rock, Ark.)
2008	LSU	14-0	31-6	Van Chancellor	Tennessee (Nashville, Tenn.)
2007	Tennessee	14-0	34-3	Pat Summitt	Vanderbilt (Duluth, Ga.)
2006	LSU	13-1	31-3	Pokey Chatman	Tennessee (North Little Rock, Ark.)
2005	LSU	14-0	33-3	Pokey Chatman	Tennessee (Greenville, S.C.)
2004	Tennessee	14-0	31-4	Pat Summitt	Vanderbilt (Nashville, Tenn.)
2003	Tennessee	14-0	33-5	Pat Summitt	LSU (Little Rock, Ark.)
2002	Tennessee	13-1	29-5	Pat Summitt	Vanderbilt (Nashville, Tenn.)
2001	Tennessee	14-0	31-3	Pat Summitt	Georgia (Memphis, Tenn.)
2000	Georgia	13-1	32-4	Andy Landers	Tennessee (Chatanooga, Tenn.)
	Tennessee	13-1	33-4	Pat Summitt	
1999	Tennessee	13-1	31-3	Pat Summitt	Tennessee (Chattanooga, Tenn.)
1998	Tennessee	14-0	39-0	Pat Summitt	Tennessee (Columbus, Ga.)
1997	Georgia	11-1	25-6	Andy Landers	Auburn (Chattanooga, Tenn.)
1996	Georgia	10-1	28-5	Andy Landers	Tennessee (Chattanooga, Tenn.)
1995	Tennessee	11-0	34-3	Pat Summitt	Vanderbilt (Chattanooga, Tenn.)
1994	Tennessee	11-0	31-2	Pat Summitt	Tennessee (Chattanooga, Tenn.)
1993	Tennessee	11-0	29-3	Pat Summitt	Vanderbilt (Chattanooga, Tenn.)
1992	Mississippi	11-0	29-3	Van Chancellor	Tennessee (Albany, Ga.)
1991	Georgia	9-0	28-4	Andy Landers	LSU (Albany, Ga.)
1990	Tennessee	8-1	27-6	Pat Summitt	Auburn (Albany, Ga.)
1989	Auburn	9-0	32-3	Joe Ciampi	Tennessee (Albany, Ga.)
1988	Auburn	9-0	32-3	Joe Ciampi	Tennessee (Albany, Ga.)
1987	Auburn	8-1	31-2	Joe Ciampi	Auburn (Albany, Ga.)
1986	Georgia	9-0	30-2	Andy Landers	Georgia (Athens, Ga.)
1985	Tennessee	4-4	27-7	Pat Summitt	Tennessee (Oxford, Miss.)
1984	Georgia	7-1	30-3	Andy Landers	Georgia (Athens, Ga.)
1983	Georgia	4-4	27-7	Andy Landers	Georgia (Knoxville, Tenn.)
1982	Kentucky		24-8	Terry Hall	Kentucky (Lexington, Ky.)
1981	Auburn		26-7	Joe Ciampi	Auburn (Baton Rouge, La.)
1980	Tennessee		33-5	Pat Summitt	Tennessee (Knoxville, Tenn.)

### HOW VU STACKED UP IN THE SEC

#### Scoring Offense

- 1. South Carolina 75.9
- 10. Vanderbilt 61.6

#### Scoring Defense

- 1. South Carolina 54.1
- 13. Vanderbilt 64.3

#### Scoring Margin

- 1. South Carolina +21.7
- 14. Vanderbilt -2.7

#### FT Percentage

- 1. Tennessee 75.3
- 5. Vanderbilt 67.9

#### FG Percentage

- 1. South Carolina 48.4
- 2. Vanderbilt 45.4

#### FG Percentage Defense

- 1. South Carolina 34.9
- 14. Vanderbilt 41.7

#### 3-Point FG Percentage

- 1. South Carolina 34.9
- 6. Vanderbilt 31.8

#### 3-Point FG Percentage Defense

- 1. Texas A&M 24.0
- 10. Vanderbilt 29.8

#### Rebounding Margin

- 1. South Carolina +9.6
- 8. Vanderbilt +2.9

#### Blocked Shots (per game)

- 1. South Carolina 6.3
- 14. Vanderbilt 2.5

#### Assists (per game)

- 1. South Carolina 16.6
- 7. Vanderbilt 13.1

#### Steals (per game)

- 1. LSU 10.9
- 12. Vanderbilt 7.0

#### Turnover Margin

- 1. Mississippi St. +5.7
- 14. Vanderbilt -3.9

#### Assist/Turnover Ratio

- 1. South Carolina 1.2
- 11. Vanderbilt 0.7



Vanderbilt players celebrate after capturing the 2004 SEC Championship.



Follow Vanderbilt WBB all season at [vucommodores.com](http://vucommodores.com).

Coverage includes game stories, photos, box scores and much more.



# NCAA TOURNAMENT



## VANDERBILT'S NCAA TOURNEY HISTORY

- Vanderbilt's all-time NCAA Tournament record (through 2015): 39-27
- Final Fours: 1 (1993)
- Elite Eights: 5 (2002, 2001, 1996, 1993, 1992)
- Sweet 16s: 14 (2009, 2008, 2005, 2004, 2002, 2001, 1997, 1996, 1995, 1994, 1993, 1992, 1991, 1990)



## VANDERBILT'S YEAR-BY-YEAR RESULTS

**2014** - (Vanderbilt: 0-1)  
Arizona State 69, Vanderbilt 61

**2013** - (Vanderbilt: 1-1)  
Vanderbilt 60, St. Joseph 54  
UConn 77, Vanderbilt 44

**2012** - (Vanderbilt: 1-1)  
Vanderbilt 60, MTSU 46  
Duke 96, Vanderbilt 80

**2011** - (Vanderbilt: 0-1)  
Louisville 81, Vanderbilt 62

**2010** - (Vanderbilt: 1-1)  
Vanderbilt 83, DePaul 76 (OT)  
Xavier 63, Vanderbilt 62

**2009** - (Vanderbilt: 2-1)  
Vanderbilt 73, W. Carolina 44  
Vanderbilt 74, Kansas State 61  
Maryland 78, Vanderbilt 74

**2008** - (Vanderbilt: 2-1)  
Vanderbilt 75, Montana 47  
Vanderbilt 64, West Virginia 46  
Maryland 80, Vanderbilt 66

**2007** - (Vanderbilt: 1-1)  
Vanderbilt 62, Delaware St. 47  
Bowling Green 59, Vanderbilt 56

**2006** - (Vanderbilt: 1-1)  
Vanderbilt 76, Louisville 64  
North Carolina 89, Vanderbilt 70

**2005** - (Vanderbilt: 2-1)  
Vanderbilt 77, Montana 44  
Vanderbilt 63, Kansas State 60  
Michigan St. 76, Vanderbilt 64

**2004** - (Vanderbilt: 2-1)  
Vanderbilt 76, Lipscomb 45  
Vanderbilt 60, Chattanooga 44  
Stanford 57, Vanderbilt 55

**2003** - (Vanderbilt: 1-1)  
Vanderbilt 55, Liberty 44  
Boston College 86, Vanderbilt 85 (OT)

**2002** - (Vanderbilt: 3-1)  
Vanderbilt 63, Oakland 38  
Vanderbilt 61, Arizona State 35  
Vanderbilt 70, North Carolina 61  
Tennessee 68, Vanderbilt 63

**2001** - (Vanderbilt: 3-1)  
Vanderbilt 83, Idaho State 57  
Vanderbilt 65, Colorado 59  
Vanderbilt 84, Iowa State 65  
Notre Dame 72, Vanderbilt 64

**2000** - (Vanderbilt: 1-1)  
Vanderbilt 71, Kansas 69 (2 OT)  
La. Tech 66, Vanderbilt 65

**1998** - (Vanderbilt: 0-1)  
UC-Santa Barbara 76, VU 71 (OT)

**1997** - (Vanderbilt: 2-1)  
Vanderbilt 74, Washington 62  
Vanderbilt 51, Kansas 44  
Georgia 66, Vanderbilt 52

**1996** - (Vanderbilt: 3-1)  
Vanderbilt 100, Harvard 83  
Vanderbilt 96, Wisconsin 82  
Vanderbilt 74, Iowa 63  
UConn 67, Vanderbilt 57

**1995** - (Vanderbilt: 2-1)  
Vanderbilt 90, N. Illinois 44  
Vanderbilt 95, Memphis 68  
Purdue 67, Vanderbilt 66

**1994** - (Vanderbilt: 2-1)  
Vanderbilt 95, Grambling 85  
Vanderbilt 98, Minnesota 72  
North Carolina 73, Vanderbilt 69

**1993** - (Vanderbilt: 3-1)  
Vanderbilt 82, Cal-Berkeley 63  
Vanderbilt 59, Stephen F. Austin 56  
Vanderbilt 58, La. Tech 53  
Texas Tech 60, Vanderbilt 46

**1992** - (Vanderbilt: 2-1)  
Vanderbilt 75, UConn 47  
Vanderbilt 77, Miami 67  
Virginia 70, Vanderbilt 58

**1991** - (Vanderbilt: 2-1)  
Vanderbilt 73, South Carolina 64  
Vanderbilt 69, Purdue 63  
Auburn 58, Vanderbilt 45

**1990** - (Vanderbilt: 2-1)  
Vanderbilt 78, Rutgers 75  
Vanderbilt 61, Iowa 56  
Auburn 89, Vanderbilt 67

**1989** - (Vanderbilt: 0-1)  
St. Joseph's 82, Vanderbilt 68

**1987** - (Vanderbilt: 0-1)  
James Madison 68, Vanderbilt 60

**1986** -- (Vanderbilt: 0-1)  
Oklahoma 86, Vanderbilt 67



# NCAA TOURNAMENT

## VANDERBILT'S NCAA TOURNAMENT COACHING RESULTS

27 NCAA Tournament Appearances • Record: 39-27

### Head Coach: Melanie Balcomb (2003-Present) • Record: 14-12

Year	Opponent	Round	Region	Site	W/L	Score
2014	Arizona State	First	South Bend	Toledo, Ohio	L	61-69
2013	Saint Joseph's	First	Birdgeport	Storrs, Conn.	W	60-54
	Connecticut	Second			L	44-77
2012	Middle Tennessee	First	Fresno	Nashville, Tenn.	W	60-46
	Duke	Second			L	80-96
2011	Louisville	First	Spokane	Cincinnati, Ohio	L	62-81
2010	DePaul	First	Sacramento	Cincinnati, Ohio	W (OT)	83-76
	Xavier	Second			L	62-63
2009	Western Carolina	First	Raleigh	Albuquerque, N.M.	W	73-44
	Kansas State	Second			W	74-61
	Maryland	Reg. Semi		Raleigh, N.C.	L	74-78
2008	Montana	First	Spokane	Albuquerque, N.M.	W	75-47
	West Virginia	Second			W	64-46
	Maryland	Reg. Semi		Spokane, Wash.	L	66-80
2007	Delaware State	First	Greensboro	East Lansing, Mich.	W	62-47
	Bowling Green	Second			L	56-59
2006	Louisville	First	Cleveland	Nashville, Tenn.	W	76-64
	North Carolina	Second			L	70-89
2005	Montana	First	Kansas City	Seattle, Wash.	W	77-44
	Kansas State	Second			W	63-60
	Michigan State	Reg. Semi		Kansas City, Mo.	L	64-76
2004	Lipscomb	First	Midwest	Chattanooga, Tenn.	W	76-45
	Chattanooga	Second			W	60-44
	Stanford	Reg. Semi		Norman, Okla.	L	55-57
2003	Liberty	First	East	Norfolk, Va.	W	55-44
	Boston College	Second			L (OT)	85-86

### Head Coach: Jim Foster (1992-2002) • Record: 21-10

Year	Opponent	Round	Region	Site	W/L	Score
2002	Oakland	First	Midwest	Nashville, Tenn.	W	63-38
	Arizona State	Second			W	61-35
	North Carolina	Reg. Semi		Ames, Iowa	W	70-61
	Tennessee	Reg. Final			L	63-68
2001	Idaho State	First	Midwest	Nashville, Tenn.	W	83-57
	Colorado	Second			W	65-59
	Iowa State	Reg. Semi		Denver, Colo.	W	84-65
	Notre Dame	Reg. Final			L	64-72
2000	Kansas	First	Midwest	Ruston, La.	W (2OT)	71-69
	Louisiana Tech	Second			L	65-66
1998	UC-Santa Barbara	First	Mideast	Champaign, Ill.	L (OT)	71-76
1997	Washington	First	West	Lawrence, Kan.	W	74-62
	Kansas	Second			W	51-44
	Georgia	Reg. Semi		Missoula, Mont.	L	52-66
1996	Harvard	First	Mideast	Nashville, Tenn.	W	100-83
	Wisconsin	Second			W	96-82
	Iowa	Reg. Semi		Rosemont, Ill.	W	74-63
	Connecticut	Reg. Final			L	57-67
1995	Northern Illinois	First	West	Nashville, Tenn.	W	90-44
	Memphis	Second			W	95-68
	Purdue	Reg. Semi		Los Angeles, Calif.	L	66-67
1994	Grambling	First	East	Nashville, Tenn.	W	95-85
	Minnesota	Second			W	98-72
	North Carolina	Reg. Semi		Piscataway, NJ	L	69-73
1993	Cal-Berkeley	Second	Midwest	Nashville, Tenn.	W	82-63
	Stephen F. Austin	Reg. Semi		Nacogdoches, Texas	W	59-56
	Louisiana Tech	Reg. Final			W	58-53
	Texas Tech	Final Four		Atlanta, Ga.	L	46-60
1992	Connecticut	Second	East	Nashville, Tenn.	W	75-47
	Miami	Reg. Semi		Charlottesville, Va.	W	77-67
	Virginia	Reg. Final			L	58-70

### Head Coach: Phil Lee (1986-91) • Record: 4-5

Year	Opponent	Round	Region	Site	W/L	Score
1991	South Carolina*	First	Mideast	Nashville, Tenn.	W	73-64
	Purdue*	Second		West Lafayette, Ind.	W	69-63
	Auburn*	Reg. Semi		Knoxville, Tenn.	L	45-58
1990	Rutgers	First	Mideast	Nashville, Tenn.	W	78-75
	Iowa	Second		Iowa City, Iowa	W	61-56
	Auburn	Reg. Semi			L	67-89
1989	St. Joseph's	First	East	Philadelphia, Penn.	L	68-82
1987	James Madison	Second	East	Fayetteville, NC	L	60-68
1986	Oklahoma	Second	Midwest	Norman, Okla.	L	67-86

\* - Assistant Coach Ada Gee served as interim head coach during the NCAA Tournament.

## NCAA Tournament Regional Breakdown

First/Second Rounds	33-14
Regional Semifinals	5-9
Regional Finals	1-4
Final Four	0-1
<b>Total</b>	<b>39-27</b>

### Regional Records

Mideast Regional	10-6
Midwest Regional	12-6
West Regional	8-6
East Regional	9-8
Notre Dame Regional	0-1
<b>Total</b>	<b>39-27</b>

### Mideast Region

1998	0-1
1996	3-1
1991	2-1
1990	2-1
<b>Total</b>	<b>7-4</b>

### Midwest Region

2006 (Cleveland)	1-1
2005 (Kansas City)	2-1
2004	2-1
2002	3-1
2001	3-1
2000	1-1
1993	3-1
1986	0-1
<b>Total</b>	<b>15-8</b>

### West Region

2011 (Spokane)	0-1
2010 (Sacramento)	1-1
2008 (Spokane)	2-1
1997	2-1
1995	2-1
<b>Total</b>	<b>7-5</b>

### East Region

2013 (Bridgeport)	1-1
2009 (Raleigh)	2-1
2007 (Greensboro)	1-1
2003	1-1
1994	2-1
1992	2-1
1989	0-1
1987	0-1
<b>Total</b>	<b>9-8</b>



# NCAA TOURNAMENT

## SEC YEAR-BY-YEAR NCAA BERTHS

Year	No.	Schools
2015	7	Arkansas, Kentucky, LSU, Miss. State, South Carolina, Tennessee, Texas A&M
2014	8	Florida, Georgia, Kentucky, LSU, South Carolina, Tennessee, Texas A&M, Vanderbilt
2013	7	Georgia, Kentucky, LSU, South Carolina, Tennessee, Texas A&M, Vanderbilt
2012	8	Arkansas, Florida, Georgia, Kentucky, LSU, South Carolina, Tennessee, Vanderbilt
2011	4	Georgia, Kentucky, Tennessee, Vanderbilt
2010	6	Georgia, Kentucky, LSU, Mississippi State, Tennessee, Vanderbilt
2009	7	Auburn, Florida, Georgia, LSU, Mississippi State, Tennessee, Vanderbilt
2008	5	Auburn, Georgia, LSU, Tennessee, Vanderbilt
2007	5	Georgia, LSU, Ole Miss, Tennessee, Vanderbilt
2006	6	Florida, Georgia, Kentucky, LSU, Tennessee, Vanderbilt
2005	5	Georgia, LSU, Ole Miss, Tennessee, Vanderbilt
2004	7	Auburn, Florida, Georgia, LSU, Ole Miss, Tennessee, Vanderbilt
2003	7	Arkansas, Georgia, LSU, Mississippi St., So. Carolina, Tennessee, Vanderbilt
2002	8	Arkansas, Florida, Georgia, LSU, Miss. St., So. Carolina, Tennessee, Vanderbilt
2001	6	Arkansas, Florida, Georgia, LSU, Tennessee, Vanderbilt
2000	6	Auburn, Georgia, LSU, Miss. St., Tennessee, Vanderbilt
1999	8	Alabama, Auburn, Florida, Georgia, Kentucky, LSU, Miss. St., Tennessee
1998	6	Alabama, Arkansas, Florida, Georgia, Tennessee, Vanderbilt
1997	7	Alabama, Auburn, Florida, Georgia, LSU, Tennessee, Vanderbilt
1996	7	Alabama, Auburn, Florida, Georgia, Ole Miss, Tennessee, Vanderbilt
1995	7	Alabama, Arkansas, Florida, Georgia, Ole Miss, Tennessee, Vanderbilt
1994	6	Alabama, Auburn, Florida, Ole Miss, Tennessee, Vanderbilt
1993	6	Alabama, Auburn, Florida, Georgia, Tennessee, Vanderbilt
1992	4	Alabama, Ole Miss, Tennessee, Vanderbilt
1991	7	Auburn, Georgia, Kentucky, LSU, Ole Miss, Tennessee, Vanderbilt
1990	6	Auburn, Georgia, LSU, Ole Miss, Tennessee, Vanderbilt
1989	6	Auburn, Georgia, LSU, Ole Miss, Tennessee, Vanderbilt
1988	6	Alabama, Auburn, Georgia, LSU, Mississippi, Tennessee
1987	6	Auburn, Georgia, LSU, Ole Miss, Tennessee, Vanderbilt
1986	7	Auburn, Georgia, Kentucky, LSU, Ole Miss, Tennessee, Vanderbilt
1985	4	Auburn, Georgia, Ole Miss, Tennessee
1984	5	Alabama, Georgia, LSU, Ole Miss, Tennessee
1983	5	Auburn, Georgia, Kentucky, Ole Miss, Tennessee
1982	5	Auburn, Georgia, Kentucky, Ole Miss, Tennessee

## NCAA FINAL FOUR

Year	Champion	Runner-up	Semifinalists	Site
2015	Connecticut	Notre Dame	South Carolina, Maryland	Tampa, Fla.
2014	Connecticut	Notre Dame	Stanford, Maryland	Nashville, Tenn.
2013	Connecticut	Louisville	California, Notre Dame	New Orleans, La.
2012	Baylor	Notre Dame	Connecticut, Stanford	Denver, Colo.
2011	Texas A&M	Notre Dame	Connecticut, Stanford	Indianapolis, Ind.
2010	Connecticut	Stanford	Baylor, Oklahoma	San Antonio, Texas
2009	Connecticut	Louisville	Oklahoma, Stanford	St. Louis, Mo.
2008	Tennessee	Stanford	LSU, Rutgers	Tampa, Fla.
2007	Tennessee	Rutgers	LSU, North Carolina	Cleveland, Ohio
2006	Maryland	Duke	LSU, North Carolina	Boston, Mass.
2005	Baylor	Michigan St.	Tennessee, LSU	Indianapolis, Ind.
2004	Connecticut	Tennessee	Minnesota, LSU	New Orleans, La.
2003	Connecticut	Tennessee	Duke, Texas	Atlanta, Ga.
2002	Connecticut	Oklahoma	Duke, Tennessee	San Antonio, Texas
2001	Notre Dame	Purdue	Connecticut, Southwest Missouri	St. Louis, Mo.
2000	Connecticut	Tennessee	Penn State, Rutgers	Philadelphia, Penn.
1999	Purdue	Duke	Georgia, Louisiana Tech	San Jose, Calif.
1998	Tennessee	Louisiana Tech	Arkansas, NC State	Kansas City, Mo.
1997	Tennessee	Old Dominion	Notre Dame, Stanford	Cincinnati, Ohio
1996	Tennessee	Georgia	Stanford, Connecticut	Charlotte, N.C.
1995	Connecticut	Tennessee	Stanford, Georgia	Minneapolis, Minn.
1994	North Carolina	Louisiana Tech	Alabama, Purdue	Richmond, Va.
1993	Texas Tech	Ohio State	Iowa, Vanderbilt	Atlanta, Ga.
1992	Stanford	Western Ky.	Virginia, Southwest Missouri	Los Angeles, Calif.
1991	Tennessee	Virginia	Connecticut, Stanford	New Orleans, La.
1990	Stanford	Auburn	Louisiana Tech, Virginia	Knoxville, Tenn.
1989	Tennessee	Auburn	Louisiana Tech, Maryland	Tacoma, Wash.
1988	Louisiana Tech	Auburn	Long Beach, Tennessee	Tacoma, Wash.
1987	Tennessee	Louisiana Tech	Texas, Long Beach	Austin, Texas
1986	Texas	Southern Cal	Tennessee, Western Ky.	Lexington, Ky.
1985	Old Dominion	Georgia	Western Ky., Northeast La.	Austin, Texas
1984	Southern Cal	Tennessee	La Tech, Cheyney State	Los Angeles, Calif.
1983	Southern Cal	Louisiana Tech	Old Dominion, Georgia	Norfolk, Va.
1982	Louisiana Tech	Cheyney State	Tennessee, Maryland	Norfolk, Va.



## SEC ALL-TIME NCAA BERTHS

Team	Appearances	Last
Tennessee	34	2015
Georgia	32	2014
<b>VANDERBILT</b>	<b>27</b>	<b>2014</b>
LSU	24	2015
Auburn	18	2009
Mississippi	17	2007
Florida	13	2014
South Carolina	12	2015
Kentucky	12	2015
Texas A&M	12	2015
Arkansas	11	2015
Alabama	10	1999
Missouri	9	2006
Mississippi State	7	2015



# MEMORIAL GYM

## HOME SWEET HOME

Memorial Gymnasium, the Southeastern Conference's most historic venue for college basketball, serves as the home court for the Vanderbilt Commodores. Dedicated in 1952 as a memorial to all Vanderbilt men and women who served in World War II, the arena was built as a combination gymnasium and concert hall by the late master architect Edwin Keeble.

Six decades later, the unique style of Memorial Gymnasium — with its benches situated on the baselines, a playing court that sits above portions of the crowd and deafening acoustics — continues to make the Commodores' home a dreaded stop for opponents. "Memorial Magic," with its capacity crowds, overflowing student section and lively pep band have assisted in numerous Commodore victories. In the stands, fans across Middle Tennessee have helped Memorial Gymnasium (capacity 14,316) rank among the NCAA's Top 30 attendance leaders on numerous occasions.

On the floor, Vanderbilt has a 447-107 record at home, winning 81.3 percent of its games, and has only had one losing season at home (1982-83).

When the 2012-13 season tipped off, Memorial Gym featured a new video board, installed during the summer of 2012. The display, manufactured by Utah's Young Electric Sign Company, features four screens that measure 16 feet by 9 feet and includes a 2 foot tall LED display that wraps around the bottom of the board.

Before the 2008-09 season, Vanderbilt's locker rooms, the video room, the training room and media room were renovated and are now state-of-the-art. The floor was also replaced before the 08-09 season. During the 2009-10 season, the building received new championship banners.

In 2002, a \$25 million renovation of Memorial Gymnasium was completed, highlighted by yet another one-of-a-kind feature. Connected to the facility sits a new practice gym that includes a three cross-court playing floor, coaching offices, a donor room and a Hall of Champions. Other aspects of the renovation included upgrades of the seating areas, private suites, a new lighting and sound system and a new court design.

In all, Memorial Gym has been expanded three times. Constructed with a seating capacity of 6,583, the University saw its first need to increase seating in 1965 with the addition of two north-side balconies. Two years later, a pair of balancing balconies were erected on the south side of the gym and dubbed "The Balconies That Clyde Lee Built."

Capacity has fluctuated throughout the history of the building. It reached its highest number of 15,646 in 1969 when 4,000 seats were added in the east and west ends. When chairback seats in the end zones and suites on the north side were installed in the late 1990s capacity lowered to 14,168. Shortly thereafter, university officials removed portions of media press row on the south side in an effort to expand the student section by nearly 150 seats. Official capacity is now 14,326.



YEAR-BY-YEAR HOME RECORD	
YEAR	W/L
2014-15	9-6
2013-14	12-5
2012-13	12-2
2011-12	18-2
2010-11	12-3
2009-10	12-4
2008-09	15-1
2007-08	13-3
2006-07	15-1
2005-06	13-3
2004-05	11-3
2003-04	11-3
2002-03	11-2
2001-02	18-1
2000-01	16-2
1999-00	11-3
1998-99	9-5
1997-98	12-2
1996-97	13-1
1995-96	13-2
1994-95	16-1
1993-94	14-2
1992-93	15-1
1991-92	13-2
1990-91	11-3
1989-90	15-2
1988-89	10-1
1987-88	12-2
1986-87	15-2
1985-86	11-3
1984-85	6-4
1983-84	9-3
1982-83	5-6
1981-82	10-4
1980-81	6-5
1979-80	6-5
1978-79	7-5
1977-78	10-2
<b>TOTAL:</b>	<b>447-107</b>

## ATTENDANCE

Vanderbilt has ranked among the top attendance draws in women's basketball over the years. Here is a year-by-year look at VU's home attendance figures, including where the team has ranked nationally the 1999-2000 season.

Year	Games	Total	Average	Nat'l Rank
2014-2015	15	53,280	3,552	30th
2013-2014	17	66,338	3,902	25th
2012-2013	14	56,309	4,022	24th
2011-2012	20	82,261	4,113	23rd
2010-2011	15	68,828	4,589	20th
2009-2010	16	69,521	4,345	21st
2008-2009	16	76,150	4,759	18th
2007-2008	17	91,279	5,369	17th
2006-2007	16	72,215	4,513	23rd
2005-2006	16	65,693	4,106	23rd
2004-2005	14	51,682	3,692	31st
2003-2004	14	44,352	3,168	33rd
2002-2003	13	57,709	4,439	21st
2001-2002	19	90,800	4,779	16th
2000-2001	18	50,650	2,814	36th
1999-2000	14	44,982	3,213	30th
1998-1999	14	65,046	4,646	
1997-1998	14	91,056	6,504	
1996-1997	14	67,967	4,854	
1995-1996	15	88,151	5,877	
1994-1995	17	69,788	4,105	
1993-1994	14	73,686	5,253	
1992-1993	14	67,871	4,848	
1991-1992	15	36,266	2,418	
1990-1991	14	20,205	1,443	
1989-1990	17	25,887	1,522	
1988-1989	11	14,265	1,297	
1987-1988	13	7,324	563	
1986-1987	17	12,248	721	
1985-1986	14	5,750	411	
1984-1985	10	4,450	445	
1983-1984	12	8,664	722	
1982-1983	11	6,950	632	
1981-1982	14	6,310	451	
1980-1981	10	2,525	253	

## Memorial Gym Women's Basketball Crowds Over 8,000

Rank	Attendance	Opponent	Date
1.	15,317	Tennessee	1/30/1993
2.	15,311	Tennessee	2/7/1999
3.	15,187	Tennessee	2/25/1996
4.	14,848	Tennessee	2/16/1998
5.	14,316	Tennessee	2/17/2008
6.	14,168	Tennessee	2/16/2002
7.	13,227	Tennessee	12/31/1994
8.	13,127	Tennessee	1/19/2006
9.	12,645	Tennessee	1/31/1994
10.	12,417	Tennessee	1/19/1997
11.	12,131	Ohio State	1/6/1993
12.	12,034	Tennessee	2/9/2012
13.	12,009	Tennessee	1/25/2007
14.	11,401	Tennessee	2/2/2003
15.	11,386	Tennessee	2/14/2011
16.	10,561	Tennessee	2/15/2004
17.	10,154	Tennessee	1/24/2013
18.	10,149	Tennessee	2/24/2000
19.	9,712	Penn State	1/5/2002
20.	9,651	Tennessee	1/16/2005
21.	9,650	Tennessee	1/11/2009
22.	8,919	Holy Cross	1/4/2003
23.	8,511	Florida	1/14/2007
24.	8,412	South Carolina	1/9/2005
25.	8,176	Georgia	2/16/1996



# ALL-TIME ROSTER

## By the Numbers

00	Jill Goldberg, Lesley Smith, Jutta Korkko
1	Rebekah Dahlman
2	Katie Eggers, Jennifer Risper
3	Cherish Stringfield, Chanel Chisholm, Nadine Ndip, Heather Bowe (2013-14), Rachel Bell
4	Jade Huntington, Na'Sheema Hillmon, Katie Antony, Holly Rogers, Angela Puleo, Maggie Morrison
5	Jill Goldberg, Donna Harris, Paige Redman, Rachel Brockman, Lauren Lueders, Kady Schran
10	Karen McGinn, Dana Turner, Robin Adams, Misty Lamb, Julie deGroot, Katie Smith, Dee Davis, Christina Foggie, Khaléann Caron-Goudreau
11	Kristin Becker, Rhonda Blades, Lucy Torres, Erica Grimaldi, Ashlee Bridge, Jasmine Lister
12	Allison Ford, Lisa Witty, Michelle Kennedy, Michelle Palmisano, Chavonne Hammond, Tia Battle, Jordan Coleman, Myka Dancy
13	Ann Morrow, Dee Dee Cook, Sarah Mannes, Zuzi Klimesova, Nadine Ndip, Audrey-Ann Caron-Goudreau
14	Rachel Williams, Lynn Kimbrough, Barbara Brackman, Mary Braughler, Jeanie Carroll, Misty Lamb, Venessa Ferragamo
15	Maria Cardona, Colleen Desch, Renee Allen, Jennifer Cox, Kim Palmer, Venessa Ferragamo, Hannah Tuomi, Jasmine Jenkins
20	Cathy Bender, Eva Lemeh, Lori Gross, Carolyn Peck, Mara Cunningham, Leigh Strahinic, Abi Ramsey, Jessica Mooney
21	Kim Kilgore, Shelley Jarrard, Dana Winbush, Chantelle Anderson (retired), Stephanie Holzer, Heather Bowe
22	Sheila Johnansson, Aljeanette Bramlett, Tracie Albright, Deborah Denton, Ginger Jared, Nettie Respondek, Ashley McElhiney, Jence Rhoads, Marqu'es Webb
23	Lisa Ostrom, Juli Colli, Jenn Hall, Merideth Marsh, Kylee Smith, Minta Spears
24	Gayle Kinzer, Tina Blair, Jackie Cowan, Barbara Bolden, Chris Dunn, Chavonne Hammond, Ashley Smith, Hillary Hager, Tia Gibbs, Kristen Gaffney
25	Cathy Bender, Donna Atkinson, Beth Ostendorf, Jackie Munch, Amber Norton, Morgan Batey
30	Diane Beasley, Sarah Nichols, Lori King, Elan Brown
31	Harriet Brumfield, Lisa King, Cion Washington, Nicole Jules
32	Tina Blair, Nicole Marcelli, Julie Powell, Jennifer Holmes, Ashley Earley, Liz Sherwood, Gabby Smith
33	Jean Henninger, Aljeanette Bramlett, Valerie Ellis, Julie Lewis, Karen Booker, Dee Dee Deeken, Nicole Hare, DeeAnn Bryan, Nettie Respondek, Jillian Danker, Caroline Williams, Rebecca Silinski, Christa Reed
34	Teresa Lawrence, Cindy Freeman, Patsy Smith, Heidi Gillingham (retired), Christina Wirth, Tiffany Clarke
35	Cindy Freeman, Katie Janky, Kendall Shaw
40	Karen Booker, Wendy Scholtens (retired)
41	Meg Turner, Paris Kea, Miaya Seawright
42	Sissy Maddox, Eva Lemeh, Cathy Bender, Margaret Stiggard, Kylee Brock, Libby Kimery, Sarah Mannes, Angela Gorsica, Jenni Benningfield
43	Dottie Saye, Danielle Louis, Jill Corbett, Amy Malo
44	Donna Wheeler, Renae Sallquist, Kelly Dougherty, Tori Jarosz, Rayte'a Long
50	Candice Storey, Carla Thomas
51	Andrea Kyser
55	Donna Harris, Sheri Sam, Clair Watkins

## A - J

Adams, Robin	1987
Albright, Tracie	1983, 84
Allen, Renee	1990, 91, 92, 93
Anderson, Chantelle	2000, 01, 02, 03
Antony, Katie	2004, 05
Atkinson, Donna	1983, 84, 85, 86
<b>Batey, Morgan</b>	<b>2013, 14, 15, 16</b>
Battle, Tia	2002, 03
Beasley, Diane	1979
Becker, Kristin	1987, 88, 89, 90
<b>Bell, Rachel</b>	<b>2015, 16</b>
Bender, Cathy	1979, 80, 81, 82
Benningfield, Jenni	2001, 02, 03, 04
Blades, Rhonda	1992, 93, 94, 95
Blair, Tina	1982, 83, 84, 85
Bolden, Barbara	1988
Booker, Karen	1984, 85, 86, 87
Bowe, Heather	2013, 14, 15
Brackman, Barbara	1982, 83, 84, 85
Bramlett, Aljeanette	1980, 82
Bridge, Ashlee	2007, 08, 09, 10
Brock, Kylee	1984
Brockman, Rachel	2006
Brown, Elan	2010, 11, 12, 13
Brumfield, Harriet	1982, 83, 84, 85
Bryan, DeeAnn	1994
Caldwell, Betty	1978
Cardona, Maria	1979, 80, 81
Caron-Goudreau, Audrey-Ann	2015
Caron-Goudreau, Khaléann	2015
Carroll, Jeanie	1987, 88, 89, 90
Castin, Katie	1980
Chisholm, Chanel	2008, 09
Clarke, Tiffany	2010, 11, 12, 13
Coleman, Jordan	2009, 10, 11, 12
Colli, Juli	2001, 02
Cook, Dee Dee	1981, 82, 83, 84
Corbet, Jill	2002
Cowan, Jackie	1983, 84, 85, 86
Cox, Jennifer	1994
Cunningham, Kathy	1978
Cunningham, Mara	1992, 93, 95, 96
<b>Dahlman, Rebekah</b>	<b>2014, 15, 16</b>
<b>Dancy, Myka</b>	<b>2016</b>
Danker, Jillian	1999, 00, 01, 02
Davis, Dee	2004, 05, 06, 07
Deeken, Dee Dee	1985
deGroot, Julie	2000
Denton, Deborah	1986, 87, 88, 89
Desch, Colleen	1983
Dooley, Dee	1978
Dougherty, Kelly	1994, 95
Dunn, Christine	1989, 90, 91, 92
Earley, Ashley	2002, 03, 04, 05
Eggers, Katie	2004
Ellis, Valerie	1982
Ferragamo, Venessa	2001, 02, 03, 04
Floyd, Allison	1978, 79, 80, 81
Foggie, Christina	2011, 12, 13, 14
Freeman, Cindy	1979, 80
<b>Gaffney, Kristen</b>	<b>2014, 15, 16</b>
Gibbs, Tia	2009
Gillingham, Heidi	1991, 92, 93, 94
Golding, Jill	1986, 87, 88, 89
Gorsica, Angela	1994, 95, 96, 97
Grimaldi, Erica	2003, 04, 05, 06
Gross, Lori	1984
Hager, Hillary	2001, 02, 03, 04
Hall, Jenn	2004
Hammond, Chavonne	1997, 98, 99, 00
Hare, Nicole	1986, 87, 88, 89
Harris, Donna	1990, 91, 92, 94
Henninger, Jean	1979
Hillmon, Na'Sheema	1995, 96, 97, 98
Holmes, Jennifer	1997, 98, 99, 00
Holzer, Stephanie	2011, 12, 13
Huntington, Jade	1989, 90, 91, 92
Janky, Katie	1996, 97, 98, 99
Jared, Ginger	1993, 94, 95, 96
Jarosz, Tori	2011
Jarrard, Shelley	1990, 91, 92, 93
<b>Jenkins, Jasmine</b>	<b>2013, 14, 15, 16</b>
Johnansson, Sheila	1980, 81
Jordan, Jan	1978
Jules, Nicole	2003, 04, 05, 06

## K - Z

Kea, Paris	2015
Kennebrew, Delora	1978
Kennedy, Michelle	1989, 90, 91, 92
Kilgore, Kim	1985
Kimbrough, Lynn	1980
Kimery, Libby	1985, 86, 87, 88
King, Lisa	1989, 91, 92, 93
King, Lori	1989, 91
Kinzer, Gayle	1980, 81
Klimesova, Zuzana	1999, 00, 01, 02
Korkko, Jutta	2001, 03, 04
Kyser, Andrea	1987, 88
Lamb, Misty	1990, 91, 92, 93
Lawrence, Teresa	1978, 79, 80
Lemeh, Eva	1980, 81
Lewis, Julie	1983
Lister, Jasmine	2011, 12, 13, 14
Louis, Danielle	1995, 96, 97
<b>Long, Rayte'a</b>	<b>2013, 14, 15, 16</b>
Lueders, Lauren	2007, 08, 09, 10
Maddox, Sissy	1978, 79
Mallo, Amy	2007, 08, 09
Mannes, Sarah	1989, 90, 91, 92
Marcelli, Nicole	1986, 87, 88, 89
Marsh, Merideth	2007, 08, 09, 10
McElhiney, Ashley	2000, 01, 02, 03
McGinn, Karen	1978, 79, 80, 81
Mooney, Jessica	2007, 08, 09, 10
Morrison, Maggie	2012, 13
Morrow, Ann	1978-80
Munch, Jackie	2000, 01
Myers, Ginnie	1979
Ndip, Nadine	2012, 13
Nichols, Sarah	1980, 81, 82
Norton, Amber	2007, 08
Ostendorf, Beth	1996, 97, 98, 99
Ostrom, Lisa	1995, 96, 97, 98
O'Toole, Molly	1978
Palmer, Kim	2000, 01
Palmisano, Michelle	1995, 96, 97
Peck, Carolyn	1985, 86, 87, 88
Powell, Julie	1991, 92, 93, 94
Puleo, Angela	2011
Ramsey, Abi	2002, 03, 04, 05
<b>Reed, Christa</b>	<b>2015, 16</b>
Redman, Paige	1996, 97, 98, 99
Respondek, Nettie	1996, 97, 98, 99
Rhoads, Jence	2008, 09, 10, 11
Risper, Jennifer	2006, 07, 08, 09
Rogers, Holly	2006
Sallquist, Renae	1987, 88, 89, 90
Sam, Sheri	1993, 94, 95, 96
Saye, Dottie	1981, 82
Scholtens, Wendy	1988, 89, 90, 91
Schran, Kady	2012, 13
<b>Seawright, Miaya</b>	<b>2016</b>
<b>Shaw, Kendall</b>	<b>2013, 14, 15, 16</b>
Sherwood, Liz	2006, 07, 08
Silinski, Rebecca	2008, 09, 10, 11
Smith, Ashley	1998, 99, 00
Smith, Gabby	2010, 11, 12, 13
Smith, Katie	2002
Smith, Kylee	2014
Smith, Lesley	1991, 92, 93, 94
Smith, Patsy	1985, 86, 87, 88
<b>Spears, Minta</b>	<b>2016</b>
Stigaard, Margaret	1983
Storey, Candice	1998, 99, 00, 01, 02
Strahinic, Leigh	1999, 00
Stringfield, Cherish	2004, 05, 06
Thomas, Carla	2004, 05, 06, 07
Torres, Lucy	2001
Tuomi, Hannah	2008, 09, 10, 11
Turner, Dana	1983, 84, 85, 86
Turner, Meg	1982, 83
Washington, Consolacion	1997, 98, 99, 00
Watkins, Clair	2012, 13
<b>Webb, Marqu'es</b>	<b>2014, 15, 16</b>
Wheeler, Donna	1981
Williams, Caroline	2004, 05, 06, 07
Williams, Rachel	1978
Winbush, Dana	1998
Wirth, Christina	2006, 07, 08, 09
Witty, Lisa	1982

Current players in bold.



# ALL-TIME ROSTER

## Tennessee (48)

Robin Adams (Knoxville), 1987  
 Tracie Albright (Clarksville), 1983, 84  
 Diane Beasley (Franklin), 1979  
**Rachel Bell (Cumberland Furnace), 2015-**  
 Cathy Bender (Mt. Juliet), 1979-82  
 Karen Booker (Franklin), 1984-87  
 Aljeanette Bramlett (Pulaski), 1980, 82  
 Dee Ann Bryan (Dellrose), 1994  
 Betty Caldwell (Monteagle), 1978  
 Maria Cardona (Celina), 1979-81  
 Jeanie Carroll (Clifton), 1987-90  
 Dee Dee Cook (Chapel Hill), 1981-84  
 Jackie Cowan (Nashville), 1983-86  
 Kathy Cunningham (Winchester), 1978  
**Myka Dancy (Antioch), 2016**  
 Dee Dooley (Waynesboro), 1978  
 Ashley Earley (Memphis), 2002-05  
 Kayci Ferriss (Carthage), 2011  
 Allison Floyd (Nashville), 1978-81  
 Cindy Freeman (Portland), 1979, 1980  
 Lori Gross (Mt. Juliet), 1984  
 Nicole Hare (Nashville), 1986-89  
 Donna Harris (Nashville), 1990-92, 1994  
 Ginger Jared (Sparta), 1993-96  
 Sheila Johansson (Mt. Juliet), 1980, 1981  
 Jan Jordan (Franklin), 1978  
 Kim Kilgore (Speedwell), 1985  
 Lynn Kimbrough (Hendersonville), 1980  
 Libby Kimery (Nashville), 1985-88  
 Gayle Kinzer (Nashville), 1980-81  
 Misty Lamb (Shelbyville), 1990-93  
 Teresa Lawrence (Lookout Mountain), 1978-80  
 Eva Lemeh (Nashville), 1980-81  
 Ashley McElhiney (Gleason), 2000-03  
 Karen McGinn (Nashville), 1978-81  
 Jessica Mooney (Nashville), 2007-10  
 Ginnie Myers (Franklin), 1979  
 Sarah Nichols (Nashville), 1980-82  
 Carolyn Peck (Jefferson City), 1985-88  
 Julie Powell (Woodbury), 1991-94  
 Angela Puleo (Maryville), 2011  
 Abi Ramsey (Shelbyville), 2002-05  
 Paige Redman (Cleveland), 1996-99  
 Holly Rogers (Cleveland), 2006  
 Katie Smith (Lawrenceburg), 2001-02  
 Lesley Smith (Livingston), 1991-92  
 Patsy Smith (Shelbyville), 1985-88  
 Dana Turner (Hendersonville), 1983-86  
 Rachel Williams (Nashville), 1978  
 Dana Winbush (Nashville), 1998  
**Alabama (3)**  
 Candice Storey (Madison), 1998-2002  
 Kim Palmer (Lanett), 2000-01  
 Rebecca Silinski (Birmingham), 2008-11  
**Marqu'e Webb (Hoover), 2014-**  
**Arizona (1)**  
 Christina Wirth (Mesa), 2006-09  
**Arkansas (1)**  
 Wendy Scholtens (Fort Smith), 1988-91  
**Australia (1)**  
 Julie deGroot (Berriedale, Tasmania), 2000  
**California (6)**  
 Kylee Brock (Ventura), 1984  
 Venessa Ferragamo (Orange), 2001-04  
 Jenn Hall (Folsom), 2004  
 Jasmine Lister (Corona), 2011-2015  
 Michelle Palmisano (Ventura), 1995-97  
 Jennifer Risper (Moreno Valley), 2006-09  
**Colorado (2)**  
 Liz Sherwood (Castle Rock), 2006-08  
 Hannah Tuomi (Thornton), 2008-11

## Canada (2)

Caron-Goudreau, Audrey-Ann (Gatineau, Quebec), 2015  
 Caron-Goudreau, Khaléann (Gatineau, Quebec), 2015  
**Czech Republic (1)**  
 Zuzana Klimesova (Prague), 1999-2002  
**District of Columbia (1)**  
 Nicole Jules, 2003-06  
**Finland (1)**  
 Jutta Korkko (Helsinki), 2001-04  
**Florida (5)**  
 Harriet Brumfield (Tampa), 1982-85  
 Jordan Coleman (Lake Mary), 2009-12  
 Colleen Desch (Ocala), 1983  
 Lucy Torres (Orlando), 2000  
 Donna Wheeler (Jacksonville), 1981  
**Georgia (11)**  
**Morgan Batey (Atlanta), 2013-**  
 Barbara Brackman (Douglasville), 1982-85  
 Elan Brown (Atlanta), 2010 - 13  
 Tiffany Clarke (Duluth), 2010-13  
 Deborah Denton (Atlanta), 1986-89  
 Jean Henninger (Athens), 1979  
**Jasmine Jenkins (Gainesville), 2013-**  
 Delora Kennebrew (Hamilton), 1978  
 Sissy Maddox (Atlanta), 1978, 1979  
 Dottie Saye (Marietta), 1981-82  
 Kylee Smith (Alpharetta), 2014  
 Caroline Williams (Rockmart), 2004-07  
**Indiana (2)**  
 Rachel Brockman (Noblesville), 2006  
 Jill Corbett (Indianapolis), 2001-02  
**Illinois (1)**  
 Dee Dee Deeken (Palatine), 1985  
**Kansas (1)**  
 Kelly Dougherty (Leavenworth), 1994, 95  
**Kentucky (7)**  
 Jenni Benningfield (Louisville), 2001-04  
 Tia Gibbs (Louisville), 2009  
 Michelle Kennedy (Havensville), 1989-92  
 Merideth Marsh (Louisville), 2007-10  
 Amber Norton (Louisville), 2007-09  
 Leigh Strahinic (Danville), 1998-00  
 Lisa Witty (Glasgow), 1982  
**Louisiana (3)**  
 Katie Antony (Anacoco) 2004-05  
 Barbara Bolden (Shreveport), 1988  
 Sheri Sam (Duson), 1993-96  
**Maryland (3)**  
 Chavonne Hammond (Crofton), 1997-00  
 Jennifer Holmes (Severna Park), 1997-00  
 Lisa Ostrom (Gaithersburg), 1995-98  
 Maggie Morrison (Millersville), 2012-13  
**Massachusetts (2)**  
 Jillian Danker (Wilbraham), 1999-2002  
 Julie Lewis (Wayland), 1983  
**Minnesota (2)**  
 Tia Battle (Plymouth), 2002-03  
**Rebekah Dahlman (Braham), 2014-**  
 Amy Malo (Fairmont), 2006-09  
**Mississippi (1)**  
 Ann Morrow (Terry), 1978-80  
**Christa Reed (Bay St. Louis), 2015-**  
**Missouri (3)**  
 Rhonda Blades (Springfield), 1992-95  
 Erica Grimaldi (Kansas City), 2003-06  
 Lauren Lueders (Frohna), 2007-10  
**Nevada (1)**  
 Jacki Munch (Las Vegas), 2000-01  
**New Jersey (2)**  
 Christina Foggie (Mount Laurel), 2011-2105

## Danielle Louis (Piscataway), 1994, 1996-97

**New York (3)**  
 Katie Caslin (Middle Village), 1980  
 Chanel Chisholm (Long Island), 2008-09  
 Tori Jarosz (Cortlandt Manor), 2011  
**New Zealand (1)**  
 Katie Eggers (Nelson), 2005  
**North Carolina (3)**  
 Donna Atkinson (Goldsboro), 1983-86  
**Kristen Gaffney (Cary), 2014-**  
 Jill Goldberg (Raleigh), 1986-89  
 Paris Kea (Greensboro), 2015  
 Clair Watkins (Charlotte), 2011-2013  
**Ohio (11)**  
 Renée Allen (Cincinnati), 1990-93  
 Ashlee Bridge (Cincinnati), 2007-10  
 Dee Davis (Cincinnati), 2004-07  
 Na' Sheema Hillmon (Cleveland), 1995-98  
 Katie Janky (Centerville), 1996-99  
 Andrea Kyser (Warren), 1987-88  
**Rayte'a Long (Dayton), 2013-**  
 Nicole Marcelli (Canton), 1986-89  
 Beth Ostendorf (Pickerington), 1996-99  
 Molly O'Toole (Shaker Heights), 1978  
 Gabby Smith (Cincinnati), 2010-13  
**Oklahoma (1)**  
 Shelley Jarrard (Gore), 1990-93  
**Oregon (1)**  
 Ashley Smith (Oregon City), 1998-00  
**Pennsylvania (5)**  
 Tina Blair (Indiana), 1982-85  
 Hillary Hager (Franklin), 2001-04  
 Stephanie Holzer (Newtown Square), 2010-2013  
 Jence Rhoads (Slippery Rock), 2008-11  
 Kady Schrann (York), 2012-2014  
 Carla Thomas (Mechanicsburg), 2004-07  
**South Carolina (2)**  
 Jennifer Cox (Greer), 1994  
**Miaya Seawright (Simpsonville), 2016**  
 Consolacion Washington (Columbia), 1997-00  
**South Dakota (2)**  
 Sarah Mannes (Yankton), 1989-92  
 Renae Sallquist (Volga), 1987-90  
**Texas (6)**  
 Juli Colli (Flower Mound), 2001-02  
 Heidi Gillingham (Floresville), 1991-94  
 Lisa King (San Antonio) 1989, 1991-93  
 Lori King (San Antonio), 1989, 1991  
 Nadine Ndiip (Spring), 2012-13  
 Nettie Respondek (Rosenburg), 1996-99  
**Minta Spears (Bullard), 2016**  
**Kendall Shaw (Mont Belvieu), 2013-**  
**Vermont (1)**  
 Jade Huntington (Bradford), 1989-92  
**Virginia (6)**  
 Mara Cunningham (Fairfax), 1992-93, 1995-96  
 Valerie Ellis (Gloucester), 1982  
 Angela Gorsica (Waynesboro), 1994-97  
 Cherish Stringfield (Wakefield), 2004-06  
 Margaret Stiggard (Lynchburg), 1983  
 Meg Turner (Wytheville), 1982-83  
**Washington (1)**  
 Chantelle Anderson (Vancouver), 2000-03  
**West Virginia (1)**  
 Christine Dunn (Salt Rock), 1989-92  
**Wisconsin (2)**  
 Kristin Becker (New Berlin), 1987-90  
 Heather Bowe (Eau Claire), 2013-15

## Current players in boldface



*Caroline Williams Hipps, who played for the Commodores from 2004-07, was one of the most accurate 3-point shooters in the history of women's college basketball.*

*Williams shot 46.5 percent from 3-point range (238-of-512) in her career, and ranks No. 5 on the NCAA's all-time list for career 3-point percentage.*

*Williams remains close with the WBB program, serving as a color analyst for the Commodores' home games on SEC Network Plus during the 2014-15 season.*



# 1,000-POINT CLUB



**1. Chantelle Anderson (6-6, Center, 2000-03) . . . . . 2,604 points**

YEAR	G-S	FG-FGA	PCT.	3P-3PA	PCT.	FT-FTA	PCT.	REB-AVG	AST	TP-AVG
1999-00	34-34	216-367	.589	0-1	.000	104-150	.693	190-5.6	25	536-15.8
2000-01	34-34	292-404	.723	4-7	.571	134-185	.724	215-6.3	37	722-21.2
2001-02	37-37	295-456	.647	5-13	.385	170-220	.773	250-6.8	54	765-20.7
2002-03	32-32	217-341	.636	0-0	.000	147-196	.750	167-5.2	57	581-18.2
<b>Totals</b>	<b>137-137</b>	<b>1020-1568</b>	<b>.651</b>	<b>9-21</b>	<b>.429</b>	<b>555-751</b>	<b>.739</b>	<b>822-6.0</b>	<b>173</b>	<b>2604-19.0</b>



**2. Wendy Scholtens (6-4, Center, 1988-91) . . . . . 2,602 points**

YEAR	G-S	FG-FGA	PCT.	3P-3PA	PCT.	FT-FTA	PCT.	REB-AVG	AST	PTS-AVG
1987-88	28-26	169-274	.617	0-0	.000	92-117	.786	235-8.4	47	430-15.4
1988-89	29-29	228-400	.570	0-1	.000	197-225	.876	315-10.9	73	653-22.5
1989-90	34-34	309-525	.589	1-3	.333	236-264	.894	389-11.4	100	855-25.1
1990-91	31-31	253-456	.555	2-5	.400	156-179	.872	333-10.7	85	664-21.4
<b>Totals</b>	<b>122-120</b>	<b>959-1655</b>	<b>.579</b>	<b>3-9</b>	<b>.333</b>	<b>681-785</b>	<b>.868</b>	<b>1272-10.4</b>	<b>305</b>	<b>2602-21.3</b>



**3. Harriet Brumfield (6-2, Center, 1982-85) . . . . . 1,956 points**

YEAR	G	FG-FGA	PCT.	3P-3PA	PCT.	FT-FTA	PCT.	REB-AVG	AST	TP-AVG
1981-82	34	269-511	.526	--	--	133-194	.686	361-10.6	13	671-19.7
1982-83	26	168-327	.514	--	--	94-137	.686	206-7.9	28	430-16.5
1983-84	32	176-364	.484	--	--	110-168	.655	301-9.4	21	462-14.4
1984-85	27	154-318	.484	--	--	85-124	.685	199-7.4	18	393-14.6
<b>Totals</b>	<b>119</b>	<b>767-1520</b>	<b>1.505</b>	<b>--</b>	<b>--</b>	<b>422-623</b>	<b>.677</b>	<b>1067-9.0</b>	<b>65</b>	<b>1956-16.4</b>



**4. Jackie Cowan (5-10, Forward, 1983-86) . . . . . 1,875 points**

YEAR	G	FG-FGA	PCT.	3P-3PA	PCT.	FT-FTA	PCT.	REB-AVG	AST	TP-AVG
1982-83	26	170-299	.569	--	--	61-92	.663	167-6.4	39	401-15.4
1983-84	32	212-429	.494	--	--	60-75	.800	199-6.2	52	484-15.1
1984-85	27	153-336	.455	--	--	51-66	.773	144-5.3	72	357-13.2
1985-86	31	265-504	.526	--	--	101-126	.802	250-8.1	70	633-20.4
<b>Totals</b>	<b>116</b>	<b>800-1568</b>	<b>.510</b>	<b>--</b>	<b>--</b>	<b>273-359</b>	<b>.760</b>	<b>760-6.6</b>	<b>233</b>	<b>1875-16.2</b>



**5. Zuzi Klimesova (6-2, Forward, 1999-2002) . . . . . 1,867 points**

YEAR	G-S	FG-FGA	PCT.	3P-3PA	PCT.	FT-FTA	PCT.	REB-AVG	AST	TP-AVG
1998-99	27-12	107-217	.493	0-2	.000	55-88	.625	170-6.3	24	269-10.0
1999-00	34-34	211-379	.557	2-3	.667	51-73	.699	250-7.4	80	475-14.0
2000-01	34-34	234-414	.565	7-21	.333	80-111	.721	276-8.1	119	555-16.3
2001-02	37-37	227-399	.569	8-24	.333	106-132	.803	268-7.2	112	568-15.4
<b>Totals</b>	<b>132-117</b>	<b>779-1409</b>	<b>.552</b>	<b>17-50</b>	<b>.340</b>	<b>292-404</b>	<b>.722</b>	<b>964-7.3</b>	<b>335</b>	<b>1867-14.1</b>



**6. Carla Thomas (6-3, Forward, 2004-07) . . . . . 1,774 points**

YEAR	G-S	FG-FGA	PCT.	3P-3PA	PCT.	FT-FTA	PCT.	REB-AVG	AST	TP-AVG
2003-04	34-23	138-250	.552	0-0	.000	65-84	.774	172-5.1	26	341-10.0
2004-05	32-32	206-381	.541	0-0	.000	97-121	.802	208-6.5	51	509-15.9
2005-06	30-29	141-268	.526	0-0	.000	91-109	.835	178-5.9	56	373-12.4
2006-07	34-33	221-402	.550	2-8	.250	107-133	.805	217-6.4	77	551-16.2
<b>Career</b>	<b>130-117</b>	<b>706-1301</b>	<b>.543</b>	<b>2-8</b>	<b>.250</b>	<b>360-447</b>	<b>.805</b>	<b>775-6.0</b>	<b>210</b>	<b>1774-13.6</b>



**7. Christina Foggie (5-9, Guard, 2011-2014) . . . . . 1,743 points**

YEAR	G-S	FG-FGA	PCT.	3P-3PA	PCT.	FT-FTA	PCT.	REB-AVG	AST	TP-AVG
2010-11	21-7	58-182	.319	41-117	.350	50-66	.758	52-2.5	43	207-9.9
2011-12	33-33	195-433	.450	91-219	.416	104-125	.832	112-3.4	70	585-17.7
2012-13	27-22	124-318	.390	62-189	.328	52-75	.693	91-3.4	66	362-13.4
2013-14	31-31	185-406	.456	82-210	.390	137-190	.721	112-3.6	99	589-19.0
<b>Totals</b>	<b>112-93</b>	<b>562-1339</b>	<b>.420</b>	<b>276-735</b>	<b>.376</b>	<b>343-456</b>	<b>.752</b>	<b>367-3.3</b>	<b>278</b>	<b>1743-15.6</b>



**8. Donna Atkinson (5-6, Guard, 1983-86) . . . . . 1,656 points**

YEAR	G	FG-FGA	PCT.	3P-3PA	PCT.	FT-FTA	PCT.	REB-AVG	AST	TP-AVG
1982-83	26	171-359	.476	--	--	40-59	.678	90-3.5	78	382-14.7
1983-84	32	213-463	.460	--	--	84-111	.757	121-3.8	78	510-15.9
1984-85	27	148-302	.490	--	--	26-37	.703	105-3.9	79	322-11.9
1985-86	31	196-403	.486	--	--	50-63	.794	101-3.3	82	442-14.3
<b>Totals</b>	<b>116</b>	<b>728-1527</b>	<b>.477</b>	<b>--</b>	<b>--</b>	<b>200-270</b>	<b>.741</b>	<b>417-3.6</b>	<b>317</b>	<b>1656-14.3</b>





# 1,000-POINT CLUB



## 9. Barbara Brackman (6-3, Center, 1982-85) ..... 1,631 points

YEAR	G	FG-FGA	PCT.	3P-3PA	PCT	FT-FTA	PCT.	REB-AVG	AST	TP-AVG
1981-82	33	277-571	.485	--	--	85-117	.726	283-8.6	26	639-19.4
1982-83	26	131-317	.413	--	--	56-96	.583	227-8.7	55	318-12.2
1983-84	32	183-410	.446	--	--	106-149	.711	211-6.6	52	472-14.8
1984-85	25	76-211	.360	--	--	50-70	.714	113-4.5	88	202-8.1
Totals	116	667-1509	.442	--	--	297-432	.688	834-7.2	221	1631-14.1



## 10. Jasmine Lister (5-4, Guard, 2011-2014) ..... 1,618 points

YEAR	G-S	FG-FGA	PCT.	3P-3PA	PCT	FT-FTA	PCT.	REB-AVG	AST	TP-AVG
2010-11	32-32	131-335	.391	65-177	.367	50-70	.714	83-2.6	103	377-11.8
2011-12	33-33	140-328	.427	46-132	.348	87-104	.837	94-2.8	176	413-12.5
2012-13	33-33	141-364	.387	56-152	.368	64-74	.865	100-3.0	168	402-12.2
2013-14	31-31	150-335	.448	51-116	.440	75-87	.862	109-3.5	144	426-13.7
Totals	129-129	562-1362	.413	218-577	.378	276-335	.824	386-3.0	591	1618-12.5



## 11. Christina Wirth (6-1, Forward/Guard, 2006-09) ..... 1,596 points

YEAR	G-S	FG-FGA	PCT.	3P-3PA	PCT	FT-FTA	PCT.	REB-AVG	AST	TP-AVG
2005-06	32-15	66-141	.468	31-70	.443	18-24	.750	79-2.5	34	181-5.7
2006-07	34-34	140-279	.502	53-121	.438	54-62	.871	148-4.4	80	387-11.4
2007-08	34-34	165-349	.473	71-171	.415	45-54	.833	170-5.0	89	446-13.1
2008-09	35-35	212-475	.446	80-211	.379	78-106	.736	198-5.7	74	582-16.6
Totals	135-118	583-1244	.469	235-573	.410	195-246	.793	595-4.4	277	1596-11.8



## 12. Heidi Gillingham (6-10, Center, 1991-94) ..... 1,593 points

YEAR	G-S	FG-FGA	PCT.	3P-3PA	PCT	FT-FTA	PCT.	REB-AVG	BLK	TP-AVG
1990-91	31-6	100-179	.559	0-0	.000	28-51	.549	186-6.0	87	228-7.4
1991-92	31-31	161-272	.592	0-0	.000	61-101	.604	242-7.8	131	383-12.4
1992-93	33-33	212-339	.625	0-0	.000	58-96	.604	242-7.3	105	482-14.6
1993-94	33-33	215-382	.563	0-4	.000	70-124	.565	202-6.1	90	500-15.2
Totals	128-103	688-1172	.587	0-4	.000	217-372	.583	872-6.8	413	1593-12.4



## 13. Sheri Sam (6-1, Forward, 1993-96) ..... 1,537 points

YEAR	G-S	FG-FGA	PCT.	3P-3PA	PCT	FT-FTA	PCT.	REB-AVG	AST	TP-AVG
1992-93	24-1	32-61	.525	0-0	.000	13-27	.481	50-2.1	11	77-3.2
1993-94	33-19	125-240	.521	3-6	.500	51-75	.680	206-6.2	64	304-9.2
1994-95	35-35	224-417	.537	8-25	.320	88-118	.746	291-8.3	126	544-15.5
1995-96	30-29	244-427	.571	13-41	.317	111-147	.755	140-4.7	105	612-20.4
Totals	122-84	625-1145	.546	24-72	.333	263-367	.717	687	24	1537-12.6



## 14. Karen Booker (6-1, Center, 1984-87) ..... 1,522 points

YEAR	G	FG-FGA	PCT.	3P-3PA	PCT	FT-FTA	PCT.	REB-AVG	AST	TP-AVG
1983-84	31	108-239	.452	--	--	66-102	.647	219-7.1	5	282-9.1
1984-85	24	96-216	.444	--	--	34-87	.391	150-6.3	14	226-9.4
1985-86	31	155-375	.413	--	--	81-202	.401	338-10.9	27	391-12.6
1986-87	33	235-517	.455	--	--	153-250	.612	389-11.8	43	623-18.9
Totals	119	594-1347	.441	--	--	334-641	.521	1096-9.2	89	1522-12.8



## 15. Jenni Benningfield (6-3, Forward, 2001-04) ..... 1,501 points

YEAR	G-S	FG-FGA	PCT.	3P-3PA	PCT	FT-FTA	PCT.	REB-AVG	AST	TP-AVG
2000-01	34-34	113-266	.425	56-139	.403	37-53	.698	241-7.1	107	319-9.4
2001-02	37-37	80-195	.410	42-102	.412	19-27	.704	162-4.4	83	221-6.0
2002-03	32-32	212-381	.556	25-66	.379	79-113	.699	253-7.9	91	528-16.5
2003-04	33-23	165-340	.485	10-36	.278	93-138	.674	195-5.9	48	433-13.1
Totals	136-126	570-1182	.482	133-343	.388	228-331	.689	851-6.3	329	1501-11.0



## 16. Tiffany Clarke (6-0, Forward, 2010-13) ..... 1,415 points

YEAR	G-S	FG-FGA	PCT.	3P-3PA	PCT	FT-FTA	PCT.	REB-AVG	AST	TP-AVG
2009-10	34-15	93-193	.482	0-0	.000	69-112	.616	180-5.3	12	255-7.5
2010-11	32-17	89-159	.560	0-0	.000	66-108	.611	172-5.4	17	244-7.6
2011-12	33-15	137-242	.566	0-0	.000	93-155	.600	237-7.2	25	367-11.1
2012-13	33-33	208-404	.515	0-0	.000	133-205	.649	278-8.4	37	549-16.6
Totals	132-80	527-998	.528	0-0	.000	361-580	.622	867-6.6	91	1415-10.7



# 1,000-POINT CLUB



**17. Donna Harris (5-7, Guard, 1990-94)..... 1,400 points**

YEAR	G-S	FG-FGA	PCT.	3P-3PA	PCT	FT-FTA	PCT.	REB-AVG	AST	TP-AVG
1989-90	34-17	129-285	.453	45-91	.495	80-105	.762	123-3.6	99	383-11.3
1990-91	31-30	127-306	.415	32-78	.410	74-89	.831	107-3.5	109	360-11.6
1991-92	31-20	132-303	.436	43-115	.374	84-116	.724	109-3.5	71	391-12.6
1993-94	33-19	88-214	.411	25-84	.298	65-83	.783	146-4.4	99	266-8.1
Totals	129-86	476-1108	.430	145-368	.394	303-393	.771	485-3.8	378	1400-10.9



**18. Julie Powell (5-11, Guard, 1991-94)..... 1,394 points**

YEAR	G-S	FG-FGA	PCT.	3P-3PA	PCT	FT-FTA	PCT.	REB-AVG	AST	TP-AVG
1990-91	28-11	114-227	.502	43-91	.473	56-69	.812	84-3.0	48	327-11.7
1991-92	31-31	132-280	.471	42-108	.389	33-47	.702	123-4.0	75	339-10.9
1992-93	32-32	132-256	.516	49-115	.426	85-98	.867	116-3.6	84	398-12.4
1993-94	30-30	120-242	.496	69-146	.473	21-33	.636	94-3.1	75	330-11.0
Totals	121-104	498-1005	.496	203-460	.441	195-247	.789	417-3.4	282	1394-11.5



**19. Deborah Denton (5-8, Guard, 1986-89)..... 1,390 points**

YEAR	G-S	FG-FGA	PCT.	3P-3PA	PCT	FT-FTA	PCT.	REB-AVG	AST	TP-AVG
1985-86	29-0	57-123	.463	--	--	13-30	.433	58-2.0	38	127-4.4
1986-87	32-0	195-401	.486	--	--	76-112	.679	75-2.3	156	466-14.6
1987-88	27-18	135-292	.462	47-120	.392	68-91	.747	81-3.0	111	383-14.2
1988-89	29-27	136-311	.437	48-128	.375	94-129	.729	74-2.6	140	414-14.3
Totals	117-45	523-1127	.464	95-248	.383	251-362	.693	288-2.5	445	1390-11.9



**20. Ashley Earley (5-10, Forward, 2002-05)..... 1,382 points**

YEAR	G-S	FG-FGA	PCT	3P-3PA	PCT	FT-FTA	PCT	REB-AVG	AST	PTS-AVG
2001-02	37-10	75-157	.478	3-14	.214	52-77	.675	173-4.7	61	205-5.5
2002-03	32-0	77-136	.566	0-1	.000	48-75	.640	109-3.4	30	202-6.3
2003-04	34-22	158-283	.558	0-1	.000	70-110	.636	229-6.7	50	386-11.4
2004-05	32-32	240-375	.640	0-0	.000	109-159	.686	300-9.4	70	589-18.4
Totals	135-64	550-951	.578	3-16	.188	279-421	.662	811-6.0	211	1382-10.2



**21. Merideth Marsh (5-6, Guard, 2007-10)..... 1,332 points**

YEAR	G-S	FG-FGA	PCT.	3P-3PA	PCT	FT-FTA	PCT.	REB-AVG	AST	TP-AVG
2006-07	31-0	36-77	.468	20-42	.476	47-56	.839	32-1.0	62	139-4.5
2007-08	34-28	101-248	.407	67-179	.374	36-44	.818	84-2.5	82	305-9.0
2008-09	35-35	124-302	.411	81-207	.391	45-50	.900	86-2.5	62	374-10.7
2009-10	34-33	155-358	.433	88-225	.391	116-138	.841	119-3.5	102	514-15.1
Career	134-96	416-985	.422	256-653	.392	244-288	.847	321-2.4	308	1332-9.9



**22. Na'Sheema Hillmon (6-2, Forward, 1995-98)..... 1,295 points**

YEAR	G-S	FG-FGA	PCT.	3P-3PA	PCT	FT-FTA	PCT.	REB-AVG	AST	TP-AVG
1994-95	35-34	146-277	.527	0-0	0	46-95	.484	233-6.7	31	338-9.7
1995-96	30-19	93-218	.427	0-0	0	38-62	.613	190-6.3	26	224-7.5
1996-97	31-31	157-328	.479	0-0	0	43-85	.506	255-8.2	38	357-11.5
1997-98	29-29	166-334	.497	0-0	0	44-78	.564	165-5.7	27	376-13.0
Totals	125-113	562-1157	.486	0-0	0	171-320	.534	843-6.7	122	1295-10.4



**23. Misty Lamb (6-2, Forward, 1990-93)..... 1,247 points**

YEAR	G-S	FG-FGA	PCT.	3P-3PA	PCT	FT-FTA	PCT.	REB-AVG	AST	TP-AVG
1989-90	34-32	176-313	.562	0-0	.000	65-92	.707	221-6.5	51	417-12.3
1990-91	30-30	111-223	.498	0-0	.000	21-39	.538	152-5.1	56	243-8.1
1991-92	31-22	113-223	.507	4-9	.444	22-37	.595	177-5.7	40	252-8.1
1992-93	33-33	135-281	.480	2-10	.200	63-90	.700	206-6.2	51	335-10.2
Totals	128-117	535-1040	.514	6-19	.316	171-258	.663	756-5.9	198	1247-9.7



**24. Carolyn Peck (6-4, Center, 1985-88)..... 1,240 points**

YEAR	G-S	FG-FGA	PCT.	3P-3PA	PCT	FT-FTA	PCT.	REB-AVG	AST	TP-AVG
1984-85	27-0	104-227	.458	--	--	51-72	.708	159-5.9	25	259-9.6
1985-86	31-0	125-243	.514	--	--	57-91	.626	175-5.6	22	307-9.9
1986-87	31-0	134-284	.472	--	--	55-71	.775	167-5.4	36	323-10.4
1987-88	28-26	129-255	.506	2-4	.500	91-116	.784	179-6.4	31	351-12.5
Totals	117-26	492-1009	.488	2-4	.500	254-350	.726	679-5.8	114	1240-10.6



# 1,000-POINT CLUB



**25. Hannah Tuomi (6-1, Forward, 2008-2011) ..... 1,192 points**

YEAR	G-S	FG-FGA	PCT.	3P-3PA	PCT	FT-FTA	PCT.	REB-AVG	AST	TP-AVG
2007-08	32-21	70-141	.496	0-0	.000	33-48	.688	122-3.8	13	173-5.4
2008-09	28-28	143-253	.565	0-0	.000	34-55	.618	166-5.9	27	320-11.4
2009-10	34-34	139-236	.589	0-0	.000	62-112	.554	190-5.6	48	340-10.0
2010-11	32-32	135-228	.592	0-0	.000	89-121	.736	191-6.0	52	359-11.2
Totals	126-115	487-858	.568	0-0	.000	218-336	.649	669-5.3	140	1192-9.5



**26. Jillian Danker (6-1, Forward, 1999-2002) ..... 1,134 points**

YEAR	G-S	FG-FGA	PCT.	3P-3PA	PCT	FT-FTA	PCT.	REB-AVG	AST	TP-AVG
1999-99	27-0	42-106	.396	5-14	.357	30-51	.588	66-2.4	29	119-4.4
1999-00	34-26	89-210	.424	48-121	.397	27-39	.692	180-5.3	78	253-7.4
2000-01	34-14	157-301	.522	66-138	.478	55-77	.714	155-4.6	97	435-12.8
2001-02	37-35	110-225	.489	39-114	.342	68-77	.883	111-3.0	78	327-8.8
Totals	132-75	398-842	.472	158-387	.408	180-244	.737	512-3.9	282	1134-8.6



**27. Jence Rhoads (5-11, Guard, 2008-11) ..... 1,132 points**

YEAR	G-S	FG-FGA	PCT.	3P-3PA	PCT	FT-FTA	PCT.	REB-AVG	AST	TP-AVG
2007-08	34-27	52-134	.388	3-13	.231	23-37	.622	96-2.8	114	130-3.8
2008-09	35-22	84-169	.497	1-4	.250	52-62	.839	81-2.3	132	221-6.3
2009-10	32-32	188-399	.471	9-19	.474	56-77	.727	107-3.3	161	441-13.8
2010-11	29-29	139-309	.450	2-10	.200	60-98	.612	143-4.9	140	340-11.7
Totals	130-110	463-1011	.458	15-46	.326	191-274	.697	427-3.3	547	1132-8.7



**28. Mara Cunningham (6-4, Center, 1993-96) ..... 1,104 points**

YEAR	G-S	FG-FGA	PCT.	3P-3PA	PCT	FT-FTA	PCT.	REB-AVG	AST	TP-AVG
1991-92	24-8	86-157	.548	0-1	.000	44-75	.587	112-4.7	25	216-9.0
1992-93	33-0	88-150	.587	0-0	.000	64-80	.800	79-2.4	22	240-7.3
1993-94	2-2	6-10	.600	0-0	.000	0-0	.000	9-4.5	2	12-6.0
1994-95	35-11	116-229	.507	0-2	.000	58-85	.682	167-4.8	25	290-8.3
1995-96	31-31	140-266	.526	0-1	.000	66-88	.750	202-6.5	56	346-11.2
Totals	125-52	436-812	.537	0-4	.000	232-328	.707	569-4.6	128	1104-8.8



**29. Ashley McElhiney (5-6, Point Guard, 2000-03) ..... 1,093 points**

YEAR	G-S	FG-FGA	PCT.	3P-3PA	PCT	FT-FTA	PCT.	REB-AVG	AST	TP-AVG
1999-00	34-12	47-117	.402	17-49	.347	68-90	.756	46-1.4	104	179-5.3
2000-01	31-31	83-183	.454	42-103	.408	101-117	.863	64-2.1	191	309-10.0
2001-02	37-37	100-217	.461	45-104	.433	70-86	.814	85-2.3	159	315-8.5
2002-03	30-29	85-212	.401	61-148	.412	59-77	.766	77-2.6	219	290-9.7
Totals	132-109	315-729	.432	165-404	.408	298-370	.805	272-2.1	673	1093-8.3



**30. Dee Davis (5-7, Point Guard, 2004-07) ..... 1,092 points**

YEAR	G-S	FG-FGA	PCT.	3P-3PA	PCT	FT-FTA	PCT.	REB-AVG	AST	TP-AVG
2003-04	29-26	46-123	.374	10-45	.222	57-74	.770	76-2.6	137	159-5.5
2004-05	32-32	135-309	.437	40-111	.360	117-144	.812	113-3.5	192	427-13.3
2005-06	31-30	76-209	.364	6-44	.136	84-103	.816	95-3.1	212	242-7.8
2006-07	34-34	86-220	.391	18-52	.346	74-92	.804	98-2.9	189	264-7.8
Totals	126-122	343-861	.398	74-252	.294	332-413	.804	382-3.0	730	1092-8.7



**31. Liz Sherwood (6-4, Center, 2006-08) ..... 1,056 points**

YEAR	G-S	FG-FGA	PCT.	3P-3PA	PCT	FT-FTA	PCT.	REB-AVG	BLK	TP-AVG
2005-06	32-18	172-268	.642	0-0	.000	46-76	.605	128-4.0	31	390-12.2
2006-07	34-6	129-195	.662	0-0	.000	40-69	.580	124-3.6	30	298-8.8
2007-08	34-13	163-260	.627	0-0	.000	42-76	.553	146-4.3	40	368-10.8
Totals	100-37	464-723	.642	0-0	.000	128-221	.579	398-4.0	101	1056-10.6



**32. Abi Ramsey (5-10, Guard, 2002-05) ..... 1,049 points**

YEAR	G-S	FG-FGA	PCT	3P-3PA	PCT	FT-FTA	PCT	REB-AVG	AST	PTS-AVG
2001-02	35-2	32-83	.386	27-69	.391	7-14	.500	32-0.9	21	198-2.8
2002-03	32-16	97-237	.409	71-180	.394	20-29	.690	79-2.5	30	285-8.9
2003-04	25-24	105-241	.436	67-159	.421	37-46	.804	83-3.3	43	314-12.6
2004-05	32-32	123-305	.403	87-212	.410	19-30	.633	90-2.8	71	352-11.0
Totals	124-74	357-866	.412	252-620	.406	83-119	.697	284-2.3	165	1049-8.5




# 1,000-POINT CLUB



**33. Patsy Smith (5-11, Forward, 1985-88) ..... 1,028 points**

YEAR	G-S	FG-FGA	PCT.	3P-3PA	PCT	FT-FTA	PCT.	REB-AVG	AST	TP-AVG
1984-85	27	41-98	.418	--	--	8-12	.667	95-3.5	22	.90-3.3
1985-86	31	100-239	.418	--	--	42-66	.636	148-4.8	50	.242-7.8
1986-87	33	183-411	.445	--	--	43-65	.662	217-6.6	60	.409-12.4
1987-88	28-22	119-287	.415	7-35	.200	42-63	.667	169-6.0	50	.287-10.3
Totals	119-22	443-1035	.428	7-35	.200	135-206	.655	629-5.3	182	.1028-8.6



**34. Rhonda Blades, (5-7, Guard, 1992-95) ..... 1,017 points**

YEAR	G-S	FG-FGA	PCT.	3P-3PA	PCT	FT-FTA	PCT.	REB-AVG	AST	TP-AVG
1991-92	31-14	24-50	.480	6-17	.353	40-49	.816	48-1.5	46	.94-3.0
1992-93	33-33	66-156	.423	31-96	.323	85-11	.766	103-3.1	156	.248-7.5
1993-94	33-21	115-257	.447	67-167	.401	90-112	.804	131-4.0	156	.387-11.7
1994-95	35-35	92-230	.400	67-191	.351	37-60	.617	126-3.6	147	.288-8.2
Totals	132-103	297-693	.429	171-471	.363	252-332	.759	408-3.1	505	.1017-7.7



**35. Caroline Williams (5-10, Guard, 2004-07) ..... 1,005 points**

YEAR	G-S	FG-FGA	PCT.	3P-3PA	PCT	FT-FTA	PCT.	REB-AVG	AST	TP-AVG
2003-04	17-0	8-22	.364	4-16	.250	5-7	.714	7-0.4	5	.25-1.5
2004-05	32-14	59-121	.488	48-95	.505	9-12	.750	55-1.7	28	.175-5.5
2005-06	32-32	136-313	.435	95-214	.444	29-33	.879	93-2.9	54	.396-12.4
2006-07	34-34	133-267	.498	91-187	.487	52-60	.867	122-3.6	57	.409-12.0
Totals	115-80	336-723	.465	238-512	.465	95-112	.848	277-2.4	144	.1005-8.7



**36. Shelley Jarrard (6-1, Forward, 1990-93) ..... 1,003 points**

YEAR	G-S	FG-FGA	PCT.	3P-3PA	PCT	FT-FTA	PCT.	REB-AVG	AST	TP-AVG
1989-90	34-3	75-158	.475	0-0	.000	44-83	.530	122-3.6	33	.194-5.7
1990-91	29-12	52-107	.486	0-0	.000	29-48	.604	86-3.0	38	.133-4.6
1991-92	31-12	107-231	.463	33-80	.412	55-77	.714	107-3.5	53	.302-9.7
1992-93	33-33	135-330	.409	76-204	.373	28-56	.500	147-4.5	103	.374-11.3
Totals	127-60	369-826	.447	109-284	.384	156-264	.591	462-3.6	227	.1003-7.9

## THE 1,000-POINT PLATEAU

1982-83 .... Harriett Brumfield	1994-95 .... Rhonda Blades	2007-08 .... Liz Sherwood
1983-84 .... Barbara Brackman	1995-96 .... Sheri Sam	..... Christina Wirth
1984-85 .... Jackie Cowan	..... Mara Cunningham	2009-10 .... Merideth Marsh
..... Donna Atkinson	1997-98 .... Na'Sheema Hillmon	2010-11 .... Hannah Tuomi
1986-87 .... Karen Booker	2000-01 .... Chantelle Anderson	..... Jence Rhoads
1987-88 .... Carolyn Peck	..... Zuzi Klimesova	2012-13 .... Tiffany Clarke
..... Patsy Smith	2001-02 .... Jillian Danker	..... Christina Foggie
1988-89 .... Wendy Scholtens	2002-03 .... Jenni Benningfield	..... Jasmine Lister
..... Deborah Denton	..... Ashley McElhiney	
1991-92 .... Donna Harris	2004-05 .... Ashley Earley	
1992-93 .... Heidi Gillingham	..... Abi Ramsey	
..... Julie Powell	2005-06 .... Carla Thomas	
..... Misty Lamb	2006-07 .... Dee Davis	
..... Shelley Jarrard	..... Caroline Williams	



# WNBA/ASSISTANT COACHES

## WNBA DRAFT

Year	Player	Team	Pick
2014	Christina Foggie	Minnesota	Second Round (24th overall)
2009	Christina Wirth	Indiana	Second Round (19th overall)
2009	Jennifer Risper	Chicago	Third Round (29th overall)
2007	Carla Thomas	Chicago	First Round (10th overall)
2007	Dee Davis	Houston	Second Round (14th overall)
2005	Ashley Earley	Indiana	Third Round (29th overall)
2004	Jenni Benningfield	Charlotte	Second Round (22nd overall)
2003	Chantelle Anderson	Sacramento	First Round (2nd overall)
2003	Ashley McElhiney	Indiana	Third Round (35th overall)
2002	Zuzi Klimesova	Indiana	Second Round (17th overall)
2002	Jillian Danker	Indiana	Fourth Round (52nd overall)
2000	Chavonne Hammond	Detroit	Third Round (44th overall)
1999	Sheri Sam	Orlando	Second Round (20th overall)

## WNBA HISTORY

Jasmine Lister	Los Angeles (2015)
Christina Wirth	Indiana (2009)
Sheri Sam	Orlando (1999); Miami (2000-02); Minnesota (2003); Seattle (2004); Charlotte (2005-06); Indiana (2007); Detroit (2008)
Carla Thomas	Chicago (2007)
Dee Davis	Houston (2007)
Chantelle Anderson	Sacramento (2003-04); San Antonio (2005-06)
Jenni Benningfield	Indiana (2005)
Zuzi Klimesova	Indiana (2002)
Rhonda Blades	New York (1997); Detroit (1998)
Karen Booker	Utah (1997); Houston (1998)

All players appeared in at least two regular season games with a team.

Former Vanderbilt star Jasmine Lister (right) spent part of the 2015 WNBA season with for the Los Angeles Sparks.

Lister, who is Vanderbilt's all-time leader in minutes played, made her WNBA debut on June 23, 2015 against Washington. Three days later, she played 31 minutes and scored seven points against New York.

(Photo by Jessica Hill/AP)



## ALL-TIME ASSISTANT COACHES

Joe Pepper	
1978	None
1979	None
1980	Pat Moran, Cynthia Lee

Phil Lee	
1981	Moran, Lynn Elliot
1982	Moran, Elliot, Teresa Lawrence
1983-85	Moran, Lawrence
1984	Moran, Lawrence
1985	Moran, Lawrence
1986	Jerry Lumpkins
1987	Lumpkins
1988	Lumpkins
1989	Eileen Kleinfelter
1990	Kleinfelter
1991	Ada Gee

Jim Foster	
1992	Karen Booker, Kamie Ethridge
1993	Ethridge, Debbie Patterson
1994	Ethridge, Patterson, Cindy Anderson
1995	Ethridge, Patterson, Anderson
1996	Ethridge, Patterson, Terri McMorrow
1997	Julie Plank, Kelly Stallworth, Kristin Becker
1998	Plank, Becker, Robyne Bostick, Henry Davenport
1999	Plank, Brad Smith, Erin O'Brien, Davenport
2000	Pete Gaudet, O'Brien, Debbie Black, Davenport
2001	Gaudet, Kelley Meury, Chavonne Hammond, Davenport
2002	Gaudet, Meury, Hammond, Davenport

Melanie Balcomb	
2003	Stephanie Norman, Vicky Picott, Kristin Schneider
2004	Norman, Picott, Schneider
2005	Norman, Picott, Schneider
2006	Norman, Picott, Schneider
2007	Norman, Picott, Lisa Cermignano
2008	Picott, Cermignano, Kim Rosamond
2009	Picott, Cermignano, Rosamond
2010	Picott, Rosamond, Tom Garrick
2011	Picott, Rosamond, Garrick
2012	Picott, Rosamond, Garrick
2013	Picott, Rosamond, Garrick
2014	Rosamond, Garrick, Earley
2015	Rosamond, Garrick, Earley



# HONORS & AWARDS

## SEC HONORS

### Player of the Year

Chantelle Anderson 2002

### Defensive POY

Jennifer Risper 2009

### All-SEC (Coaches)

#### First-Team

Tiffany Clarke 2013  
 Christina Foggie 2012  
 Jence Rhoads 2011  
 Jence Rhoads 2010  
 Christina Wirth 2009  
 Christina Wirth 2008  
 Dee Davis 2007  
 Carla Thomas 2007  
 Dee Davis 2006  
 Ashley Earley 2005  
 Chantelle Anderson 2003  
 Chantelle Anderson 2002  
 Zuzi Klimesova 2002  
 Chantelle Anderson 2001  
 Zuzi Klimesova 2001  
 Na'Sheema Hillmon 1998  
 Sheri Sam 1996  
 Sheri Sam 1995  
 Heidi Gillingham 1994  
 Shelley Jarrard 1993  
 Heidi Gillingham 1993  
 Heidi Gillingham 1992  
 Wendy Scholtens 1991  
 Wendy Scholtens 1990  
 Wendy Scholtens 1989

### All-SEC (Coaches)

#### Second-Team

Christina Foggie 2014  
 Jasmine Lister 2014  
 Jasmine Lister 2013  
 Jasmine Lister 2012  
 Tiffany Clarke 2012  
 Merideth Marsh 2010  
 Merideth Marsh 2009  
 Jennifer Risper 2009  
 Jennifer Risper 2008  
 Caroline Williams 2007  
 Caroline Williams 2006  
 Dee Davis 2005  
 Carla Thomas 2005  
 Jenni Benningfield 2004  
 Jenni Benningfield 2003  
 Ashley McElhiney 2002

Chantelle Anderson 2000  
 Zuzi Klimesova 2000  
 Lisa Ostrom 1998  
 Na'Sheema Hillmon 1997  
 Michelle Palmisano 1997  
 Mara Cunningham 1996  
 Angela Gorsica 1995  
 Julie Powell 1993  
 Deborah Denton 1989  
 Carolyn Peck 1988  
 Deborah Denton 1988

### All-SEC

#### Honorable Mention

Donna Harris 1992  
 Donna Harris 1991

### Coaches'

#### All-SEC Team (pre 1988)

Karen Booker 1987  
 Jackie Cowan 1986  
 Harriet Brumfield 1985  
 Harriet Brumfield 1983  
 Harriet Brumfield 1982

### AP All-SEC

#### First Team

Christina Foggie 2014  
 Tiffany Clarke 2013  
 Christina Foggie 2012  
 Christina Wirth 2009  
 Ashley Earley 2005  
 Chantelle Anderson 2003  
 Chantelle Anderson 2002  
 Zuzi Klimesova 2002  
 Chantelle Anderson 2001

### AP All-SEC

#### (Second Team)

Jence Rhoads 2011  
 Jence Rhoads 2010  
 Dee Davis 2007  
 Carla Thomas 2007  
 Dee Davis 2006  
 Dee Davis 2005  
 Carla Thomas 2005  
 Jenni Benningfield 2004  
 Jenni Benningfield 2003  
 Ashley McElhiney 2002  
 Chantelle Anderson 2000  
 Zuzi Klimesova 2001  
 Lisa Ostrom 1997

### AP All-SEC

#### (Third Team)

Carla Thomas 2004  
 Ashley McElhiney 2003

### AP All-SEC

#### (Honorable Mention)

Jasmine Lister 2013  
 Jasmine Lister 2012  
 Tiffany Clarke 2012  
 Stephanie Holzer 2012  
 Stephanie Holzer 2011  
 Jennifer Risper 2009  
 Liz Sherwood 2006  
 Carla Thomas 2006

### Freshman

#### of the Year

Donna Harris 1990  
 Wendy Scholtens 1988

### Sixth Woman

#### of the Year

Stephanie Holzer 2011  
 Jessica Mooney 2008  
 Liz Sherwood 2007  
 Liz Sherwood 2006

### Scholar-Athlete

Christina Wirth 2009  
 Hillary Hager 2004

### SEC Community

#### Service Team

Kendall Shaw 2015  
 Jasmine Lister 2014  
 Gabby Smith 2013  
 Tiffany Clarke 2012  
 Rebecca Silinski 2011  
 Jessica Mooney 2010  
 Christina Wirth 2009  
 Jennifer Risper 2008  
 Dee Davis 2007  
 Erica Grimaldi 2006  
 Ashley Earley 2005  
 Hillary Hager 2004  
 Venessa Ferragamo 2003  
 Zuzi Klimesova 2002  
 Candice Storey 2001  
 Chavonne Hammond 2000  
 Candice Storey 1999

### Academic

#### Honor Roll

Renee Allen 1992  
 Kristin Becker ++1990  
 Jenni Benningfield +2004  
 Rhonda Blades ++1995  
 Tina Blair 1985  
 Barbara Brackman 1984  
 Ashlee Bridge 2010  
 Elan Brown +++2013  
 Jeanie Carroll +1990  
 Tiffany Clarke +2013  
 Jordan Coleman 2012  
 Jill Corbett 2003  
 Mara Cunningham 1996  
 Jillian Danker +++2003  
 Deborah Denton 1989  
 Christine Dunn +1992  
 Ashley Earley 2005  
 Venessa Ferragamo +2004  
 Christina Foggie 2014  
 Heidi Gillingham +1994  
 Jill Goldberg ++1989  
 Angela Gorsica ++1997  
 Erica Grimaldi ++2006  
 Hillary Hager +2004  
 Chavonne Hammond +2000  
 Stephanie Holzer +++2013  
 Jade Huntington ++1992  
 Katie Janky 1999  
 Shelley Jarrard 1993  
 Michelle Kennedy +1992  
 Zuzi Klimesova +++2003  
 Misty Lamb 1993  
 Jasmine Lister +2014  
 Lisa King ++1993  
 Lori King +1992  
 Amy Malo 2009  
 Sarah Mannes ++1992  
 Nicole Marcelli +1989  
 Merideth Marsh +2010  
 Jessica Mooney +2010  
 Jackie Munch +2002  
 Beth Ostendorf ++1999  
 Lisa Ostrom +1998  
 Michelle Palmisano ++1997  
 Julie Powell ++1994  
 Paige Redman +1999  
 Nettie Respondek +1997  
 Jence Rhoads ++2011  
 Jennifer Risper ++2009  
 Sheri Sam 1996  
 Wendy Scholtens +1990  
 Rebecca Silinski ++2011  
 Ashley Smith 2000  
 Gabby Smith +++2013  
 Katie Smith +2003  
 Leslie Smith 1992  
 Candice Storey ++++2003  
 Cherish Stringfield 2005  
 Dana Turner 1986  
 Clair Watkins 2012  
 Caroline Williams ++2007  
 Christina Wirth +++2009

+ denotes multiple awards



# HONORS & AWARDS

## SEC HONORS

<b>Freshman Academic Honor Roll</b>	
Heather Bowe	2013
Stephanie Holzer	2010
Gabby Smith	2010
Jordan Coleman	2009
Rebecca Silinski	2008
Amy Malo	2006
Christina Wirth	2006
Katie Eggers	2005
Caroline Williams	2004
<b>Boyd McWhorter Award</b>	
Michelle Palmisano	1996
<b>Brad Davis SEC Community Service Award</b>	
Rebecca Silinski	2011
<b>SEC Player of the Week</b>	
Jasmine Lister	1/14
Tiffany Clarke	2/13
Christina Foggie	1/12
Christina Foggie	12/11
Jasmine Lister	11/11
Stephanie Holzer	2/11
Hannah Tuomi	12/10
Merideth Marsh	11/09
Christina Wirth	2/09
Merideth Marsh	2/08
Caroline Williams	2/07
Dee Davis	2/05
Abi Ramsey	1/05
Carla Thomas	2/04
Jenni Benningfield	12/03
Chantelle Anderson	3/03
Zuzi Klimesova	1/02
Chantelle Anderson	12/01
Zuzi Klimesova	11/01
Zuzi Klimesova	1/00
Nettie Respondek	1/99
Sheri Sam	2/96
Heidi Gillingham	2/93
Julie Powell	1/93
Wendy Scholtens	1/91
Wendy Scholtens	2/90
Wendy Scholtens	1/90
Wendy Scholtens	12/90
Wendy Scholtens	12/90
Wendy Scholtens	1/89

Wendy Scholtens	1/89
Wendy Scholtens	2/88
Karen Booker	1/87
Karen Booker	1/86
<b>SEC Freshman of the Week</b>	
Kady Schrann	1/12
Stephanie Holzer	11/15/10
Tiffany Clarke	1/4/10
Tiffany Clarke	12/14/09
Hannah Tuomi	1/21/08
<b>SEC All-Freshman Team</b>	
Rebekah Dahlman	2015
Heather Bowe	2013
Kady Schrann	2012
Stephanie Holzer	2011
Jasmine Lister	2011
Elan Brown	2010
Tiffany Clarke	2010
Jence Rhoads	2008
Hannah Tuomi	2008
Carla Thomas	2004
<b>All-Tournament (SEC) Team</b>	
Tiffany Clarke	2011
Christina Wirth^	2009
Jennifer Risper	2009
Carla Thomas^	2007
Christina Wirth	2007
Ashley Earley	2005
Carla Thomas^	2004
Chantelle Anderson	2002
Zuzi Klimesova^	2002
Chantelle Anderson^	2001
Ashley McElhiney	2001
Na'Sheema Hillmon	1995
Sheri Sam^	1995
Rhonda Blades	1994
Mara Cunningham^	1993
Misty Lamb	1993
Karen Booker	1987
Jackie Cowan	1986
Donna Atkinson	1984
<i>^ denotes MVP</i>	
<b>NCAA Final Four All-Tournament</b>	
Heidi Gillingham	1993

## COMMODORE AWARDS

<b>NCAA Tournament All-Region</b>	
Christina Wirth	2009
Carla Thomas	2005
Chantelle Anderson^	2002
Zuzi Klimesova	2002
Chantelle Anderson	2001
Zuzi Klimesova	2001
Sheri Sam	1996
Shelley Jarrard	1993
Mara Cunningham	1993
Shelley Jarrard	1992
<b>NCAA Post-Grad Scholarship</b>	
Christina Wirth	2009
Candice Storey	2001
Michelle Palmisano	1997
Rhonda Blades	1995
Julie Powell	1994
<b>WBCA Post-Grad Scholarship</b>	
Christina Wirth	2009
<b>Naismith Finalists</b>	
Chantelle Anderson	2003
Chantelle Anderson	2002
Chantelle Anderson	2001
Sheri Sam	1996
<b>Senior CLASS Award Finalist</b>	
Christina Wirth	2009
Dee Davis	2007
Carla Thomas	2007
Chantelle Anderson	2003
Ashley McElhiney	2003
<b>Senior CLASS All-America - 1st Team</b>	
Christina Wirth	2009
<b>Sports Illustrated Player of the Week</b>	
Feb. 8, 1993	Heidi Gillingham
Jan. 4, 1993	Julie Powell

<b>ESPNW Player of the Week</b>	
Jan. 8, 2013	Jasmine Lister
Feb. 25, 2013	Tiffany Clarke
<b>Tenn. Sportswriters Association</b>	
Chantelle Anderson	2002
Zuzi Klimesova	2002
Chantelle Anderson	2001
Zuzi Klimesova	2001
Michelle Palmisano	1997
Na'Sheema Hillmon	1997
Rhonda Blades	1995
<b>Nashville Kiwanis Club Award</b>	
Jessica Mooney	2010
Nicole Jules	2006
Erica Grimaldi	2006
Ashley Earley	2005
Abi Ramsey	2005
Jenni Benningfield	2004
Hillary Hager	2004
Chantelle Anderson	2003
Ashley McElhiney	2003
Zuzi Klimesova	2002
Candice Storey	2001
Chavonne Hammond	2000
Katie Janky	1999
Na'Sheema Hillmon	1998
Lisa Ostrom	1998
Angela Gorsica	1997
Michelle Palmisano	1997
Mara Cunningham	1996
Ginger Jared	1996
Sheri Sam	1996
<b>Walter Nipper Sportsmanship</b>	
Rayte'a Long	2015
Jasmine Lister	2014
Rebecca Silinski	2011
Jessica Mooney	2010
Hillary Hager	2003
<b>ESPN Center of the Year</b>	
Chantelle Anderson	2002



# HONORS & AWARDS

## COMMODORE AWARDS

<b>WBCA Defensive Player of the Year</b>	
Jennifer Risper	2009

<b>WBCA All-Americans</b>	
Chantelle Anderson	2003
Chantelle Anderson	2002
Sheri Sam	1996
Heidi Gillingham	1993
Wendy Scholtens	1990

<b>WBCA Honorable Mention</b>	
Christina Wirth	2009
Dee Davis	2007
Carla Thomas	2007

<b>WBCA All-Region Team</b>	
Christina Foggie	2014
Jasmine Lister	2014
Tiffany Clarke	2013
Christina Foggie	2012
Jence Rhoads	2011
Christina Wirth	2009
Ashley Earley	2005
Chantelle Anderson	2003
Chantelle Anderson	2002
Chantelle Anderson	2001
Sheri Sam	1996
Heidi Gillingham	1993
Wendy Scholtens	1989

<b>AP All-Americans - 1st Team</b>	
Chantelle Anderson	2002

<b>AP All-Americans - 2nd Team</b>	
Chantelle Anderson	2003
Chantelle Anderson	2001

<b>AP All-Americans -3rd Team</b>	
Sheri Sam	1996

<b>AP All-Americans - HM</b>	
Jence Rhoads	2011
Dee Davis	2007
Carla Thomas	2007
Ashley Earley	2005
Jenni Benningfield	2003
Zuzi Klimesova	2002
Rhonda Blades	1995

<b>Wade Trophy Finalist</b>	
Chantelle Anderson	2003
Chantelle Anderson	2002

<b>CoSIDA Academic All-Americans</b>	
Christina Wirth	2009
Zuzi Klimesova	2002
Zuzi Klimesova	2001
Michelle Palmisano	1997
Michelle Palmisano	1996
Michelle Palmisano	1995
Julie Powell	1994

<b>CoSIDA Academic All-District</b>	
Christina Wirth	2008
Caroline Williams	2007
Hillary Hager	2004
Angela Gorsica	1997

<b>UPI All-American</b>	
Sheri Sam	1996

<b>US Basketball Writers Assoc. All-America</b>	
Chantelle Anderson	2003
Chantelle Anderson	2002
Chantelle Anderson	2001
Sheri Sam	1996
Heidi Gillingham	1993

<b>US Basketball Writers Assoc. Coach of Year</b>	
Jim Foster	1993

<b>Women's Basketball News Service</b>	
Sheri Sam	1996
Sheri Sam	1995
Heidi Gillingham	1993
Karen Booker	1987
Harriet Brumfield	1982
Barbara Brackman	1982

<b>Women's Basketball News Service (Freshman Team)</b>	
Ashley Smith	1998
Na'Sheema Hillmon	1995
Wendy Scholtens	1988
Jackie Cowan	1983
Donna Atkinson	1983
Barbara Brackman	1982
Harriet Brumfield	1982

<b>American Sports Federation</b>	
Wendy Scholtens	1989
Deborah Denton	1988
Karen Booker	1987
Jackie Cowan	1986
Jackie Cowan	1983

## VANDERBILT HALL OF FAME

The following players have been inducted into the Vanderbilt Athletics Hall of Fame, which was established in 2008. (There was not a Hall of Fame class in 2012.)

Carolyn Peck	2013
Sheri Sam	2011
Heidi Gillingham	2010
Wendy Scholtens	2009
Chantelle Anderson	2008





# ANNUAL STATISTICS

Season		G	FG-FGA	PCT	FT-FTA	PCT	3P-3PA	PCT.	REB-AVG	PF-DQ	A	B	ST	PTS-AVG
2014-15	Vanderbilt	31	719-1585	0.454	368-542	0.679	105-330	0.318	1069-34.5	538-13	406	77	216	1911-61.6
2013-14	Vanderbilt	31	783-1705	0.459	486-661	0.735	166-415	0.4	1067-34.4	580-21	493	24	230	2218-71.5
2012-13	Vanderbilt	33	780-1832	0.426	447-623	0.717	161-472	0.341	1280-38.8	530-9	492	111	210	2168-65.7
2011-12	Vanderbilt	33	867-1868	0.464	454-623	0.729	181-487	0.372	1258-38.1	534-14	506	130	257	2369-71.8
2010-11	Vanderbilt	32	818-1813	0.451	465-660	0.705	180-516	0.349	1224-38.2	570-13	490	111	198	2281-71.3
2009-10	Vanderbilt	34	865-1909	0.453	442-642	0.688	196-534	0.367	1227-36.1	605-12	508	82	248	2368-69.6
2008-09	Vanderbilt	35	926-2042	0.453	450-614	0.733	214-602	0.355	1207-34.5	582-4	542	67	355	2516-71.9
2007-08	Vanderbilt	34	902-1937	0.466	394-590	0.668	218-572	0.381	1248-36.7	618-6	544	100	335	2416-71.1
2006-07	Vanderbilt	34	944-1866	0.506	498-662	0.752	209-478	0.437	1155-34.0	653-10	613	95	281	2595-76.3
2005-06	Vanderbilt	32	823-1718	0.479	406-531	0.765	187-481	0.389	1059-33.1	534-10	570	76	262	2239-70.0
2004-05	Vanderbilt	32	928-1885	0.492	421-565	0.745	203-520	0.39	1108-34.6	479-9	548	71	323	2480-77.5
2003-04	Vanderbilt	34	878-1886	0.466	455-646	0.704	187-500	0.374	1255-36.9	592-10	554	95	330	2398-70.5
2002-03	Vanderbilt	32	867-1691	0.513	425-594	0.715	209-531	0.394	1054-32.9	492-12	492	96	263	2368-74.0
2001-02	Vanderbilt	37	988-1897	0.521	531-696	0.763	177-476	0.372	1266-34.2	458-4	605	83	208	2684-72.5
2000-01	Vanderbilt	34	984-1806	0.545	448-601	0.745	210-503	0.417	1196-35.2	502-10	709	77	177	2626-77.2
1999-00	Vanderbilt	34	875-1864	0.469	422-660	0.639	130-367	0.354	1242-36.5	607-14	573	131	276	2302-67.7
1998-99	Vanderbilt	27	693-1573	0.441	424-689	0.615	96-307	0.313	1086-40.2	511-6	416	144	223	1906-70.6
1997-98	Vanderbilt	29	740-1659	0.446	370-560	0.661	124-363	0.342	1102-38.0	490-11	476	108	262	1974-68.1
1996-97	Vanderbilt	31	799-1908	0.419	352-583	0.604	190-526	0.361	1334-43.0	522-7	485	172	286	2140-69.0
1995-96	Vanderbilt	31	879-1885	0.466	470-659	0.713	155-405	0.383	1326-42.8	522-8	589	189	258	2383-76.9
1994-95	Vanderbilt	35	1084-2167	0.484	544-778	0.699	185-507	0.365	1611-46.0	542-11	676	193	300	2825-80.7
1993-94	Vanderbilt	33	967-1975	0.49	498-708	0.703	220-551	0.399	1288-39.0	550-16	666	169	279	2652-80.4
1992-93	Vanderbilt	33	916-1851	0.495	439-619	0.709	187-516	0.362	1208-36.6	454-6	596	165	285	2485-74.5
1991-92	Vanderbilt	31	907-1834	0.495	408-608	0.671	141-366	0.385	1243-40.1	499	525	196	293	2263-76.2
1990-91	Vanderbilt	31	894-1878	0.476	452-601	0.752	84-196	0.429	1249-40.3	485-10	571	188	284	2324-75.0
1989-90	Vanderbilt	34	1029-2034	0.506	575-755	0.762	65-140	0.464	1386-40.8	540-8	592	143	383	2698-79.4
1988-89	Vanderbilt	29	865-1840	0.47	541-703	0.77	53-145	0.366	1195-41.2	472-8	480	91	335	2324-80.1
1987-88	Vanderbilt	28	818-1768	0.463	407-559	0.728	63-177	0.356	1219-43.5	483-12	399	166	279	2104-75.1
1986-87	Vanderbilt	33	1081-2386	0.453	502-751	0.668			1484-45.0	592-22	523	164	439	2664-80.7
1985-86	Vanderbilt	31	1053-2247	0.469	431-695	0.62			1415-45.6	602-23	458	133	376	2539-81.9
1984-85	Vanderbilt	27	858-1915	0.448	338-509	0.664			1156-42.8	510-18	382	104	282	2054-76.1
1983-84	Vanderbilt	32	1014-2234	0.454	499-729	0.684			1361-42.5	606-25	382	105	401	2527-79.0
1982-83	Vanderbilt	26	806-1723	0.468	348-518	0.672			1032-39.7	466-24	271	89	208	1958-75.3
1981-82	Vanderbilt	34	1101-2396	0.46	455-679	0.67			1467-43.1	611-25	486	113	331	2657-78.1
1980-81	Vanderbilt	28	852-2056	0.414	344-504	0.683			1046-37.4	536-24	309	N/A	325	2048-73.1
1979-80	Vanderbilt	26	766-1798	0.426	256-404	0.634			1021-39.3	568-21	287	N/A	286	1788-68.8
1978-79	Vanderbilt	26	731-1735	0.421	268-421	0.637			1019-39.2	482-14	276	N/A	213	1730-66.5

SEASON		FG-FGA	PCT	FT-FTA	PCT	3P-3PA	PCT.	REB-AVG	PF-DQ	A	B	ST	PTS-AVG
2014-15	Opponent	729-1749	0.417	364-512	0.711	172-577	0.298	980-31.6	580	420	86	257	1994-64.3
2013-14	Opponent	766-1734	0.442	379-538	0.704	155-497	0.312	996-32.1	677	435	123	209	2066-66.6
2012-13	Opponent	728-1897	0.384	348-500	0.696	130-502	0.259	1107-33.5	588	390	89	250	1934-58.6
2011-12	Opponent	741-1962	0.378	393-585	0.672	154-531	0.29	1144-34.7	599	388	99	268	2029-61.5
2010-11	Opponent	741-1955	0.379	405-589	0.688	165-537	0.307	1165-36.4	590	362	97	243	2052-64.1
2009-10	Opponent	794-2022	0.393	391-604	0.647	171-568	0.301	1247-36.7	644	448	111	234	2150-63.2
2008-09	Opponent	765-1886	0.406	366-533	0.687	165-511	0.323	1197-34.2	619	406	87	181	2061-58.9
2007-08	Opponent	670-1825	0.367	425-622	0.683	161-551	0.292	1129-33.2	574	371	111	237	1926-56.6
2006-07	Opponent	728-1876	0.388	491-715	0.687	159-534	0.298	1103-32.4	602	381	92	294	2106-61.9
2005-06	Opponent	727-1797	0.405	339-495	0.685	161-511	0.315	1038-32.4	562	424	87	286	1954-61.1
2004-05	Opponent	709-1712	0.414	330-484	0.682	160-500	0.32	999-31.2	535	383	90	227	1908-59.6
2003-04	Opponent	750-1909	0.393	398-565	0.704	189-589	0.321	1109-32.6	627	441	102	296	2087-61.4
2002-03	Opponent	757-1897	0.399	349-483	0.723	186-555	0.335	1054-32.9	598	441	81	274	2049-64.0
2001-02	Opponent	835-2109	0.396	285-413	0.69	165-535	0.308	1008-27.2	670	421	66	233	2120-57.3
2000-01	Opponent	831-2040	0.407	313-460	0.68	178-479	0.372	956-28.1	607	461	65	253	2153-63.3
1999-00	Opponent	676-1842	0.367	447-676	0.661	113-350	0.323	1119-32.9	617	346	59	258	1912-56.2
1998-99	Opponent	634-1648	0.385	417-621	0.671	130-418	0.311	1019-37.7	571	373	61	235	1815-67.2
1997-98	Opponent	667-1710	0.39	379-523	0.725	146-463	0.315	1025-35.3	496	387	49	236	1859-64.1
1996-97	Opponent	672-1892	0.355	385-565	0.681	119-465	0.256	1226-39.5	558	384	85	271	1848-59.6
1995-96	Opponent	725-1938	0.374	403-591	0.682	155-453	0.342	1080-34.8	557	419	87	283	2008-64.8
1994-95	Opponent	727-2125	0.342	366-575	0.637	160-534	0.3	1149-32.8	678	398	75	287	1980-56.6
1993-94	Opponent	806-2096	0.385	425-596	0.713	172-510	0.337	1220-37.0	646	422	58	272	2209-66.9
1992-93	Opponent	760-2027	0.375	309-449	0.688	132-433	0.305	1191-36.1	600	404	53	283	1961-59.4
1991-92	Opponent	732-1955	0.374	322-499	0.645	112-357	0.314	1154-37.2	583	403	53	246	1898-61.2
1990-91	Opponent	786-1968	0.399	378-550	0.687	118-343	0.344	1133-36.6	532-10	405	52	264	2068-66.7
1989-90	Opponent	908-2235	0.406	403-538	0.632	92-267	0.345	1207-35.5	637-23	407	88	379	2311-68.0
1988-89	Opponent	788-1878	0.42	318-478	0.665	70-191	0.367	1077-37.1	587-17	377	89	284	1964-67.7
1987-88	Opponent	735-1919	0.383	363-562	0.646	69-230	0.3	1150-41.1	500-14	271	53	278	1903-68.0
1986-87	Opponent	906-2191	0.414	413-624	0.662			1417-42.9	614-14	399	87	305	2215-67.1
1985-86	Opponent	867-2093	0.414	401-611	0.656			1325-42.7	562-25	357	79	256	2145-69.2
1984-85	Opponent	810-1810	0.448	371-547	0.678			1131-41.9	357	357	85	282	1991-73.7
1983-84	Opponent	905-2149	0.421	434-651	0.667			1398-43.7	647-18	381	84	268	2244-70.1
1982-83	Opponent	805-1779	0.453	338-513	0.659			1112-42.8	495-22	296	51	230	1948-74.9
1981-82	Opponent	1070-2529	0.423	410-627	0.653			1576-46.4	682-27	394	88	409	2550-75.0
1980-81	Opponent	902-1902	0.474	359-525	0.684			1310-46.8	526-16	377	N/A	283	2163-77.3
1979-80	Opponent	717-1703	0.421	402-612	0.657			1130-43.5	457-12	270	N/A	292	1836-70.6
1978-79	Opponent	724-1764	0.41	314-458	0.686			1112-42.8	476-14	219	N/A	201	1762-67.8
1977-78	Opponent	681-1847	0.369	231-385	0.6			1125-46.9	467-18	77	N/A	N/A	1593-66.4



# YEARLY LEADERS

## Points

Season	Player	Points	Avg.
2014-15	Rebekah Dahlgren	318	10.3
2013-14	Christina Foggie	589	19.0
2012-13	Tiffany Clarke	549	16.6
2011-12	Christina Foggie	585	17.7
2010-11	Jasmine Lister	377	11.8
2009-10	Merideth Marsh	514	15.1
2008-09	Christina Wirth	582	16.6
2007-08	Christina Wirth	446	13.1
2006-07	Carla Thomas	551	16.2
2005-06	Carla Thomas	373	12.4
2004-05	Ashley Earley	589	18.4
2003-04	Jenni Benningfield	433	13.1
2002-03	Chantelle Anderson	581	18.2
2001-02	Chantelle Anderson	765	20.7
2000-01	Chantelle Anderson	722	21.2
1999-00	Chantelle Anderson	536	15.8
1998-99	Jennifer Holmes	288	10.7
1997-98	Na'Sheema Hillmon	376	13.0
1996-97	Michelle Palmisano	377	12.2
1995-96	Sheri Sam	612	20.4
1994-95	Sheri Sam	544	15.5
1993-94	Heidi Gillingham	500	15.2
1992-93	Heidi Gillingham	482	14.6
1991-92	Donna Harris	391	12.6
1990-91	Wendy Scholtens	664	21.4
1989-90	Wendy Scholtens	855	25.2
1988-89	Wendy Scholtens	653	22.5
1987-88	Wendy Scholtens	430	15.4
1986-87	Karen Booker	623	19.0
1985-86	Jackie Cowan	633	20.4
1984-85	Harriet Brumfield	393	14.6
1983-84	Donna Atkinson	510	15.9
1982-83	Harriet Brumfield	430	16.5
1981-82	Harriet Brumfield	671	19.7
1980-81	Gayle Kinzer	587	21.0
1979-80	Aljeanette Bramlett	439	18.3
1978-79	Ann Morrow	374	14.4
1977-78	Karen McGinn	395	16.5

## Rebounds

Season	Player	Rebs.	Avg.
2014-15	Morgan Batey	160	5.2
2013-14	Morgan Batey	164	5.3
2012-13	Tiffany Clarke	278	8.4
2011-12	Stephanie Holzer	247	7.5
2010-11	Stephanie Holzer	168	6.0
	Hannah Tuomi	191	6.0
2009-10	Hannah Tuomi	190	5.6
2008-09	Jennifer Risper	199	5.7
2007-08	Jennifer Risper	215	6.3
2006-07	Carla Thomas	217	6.4
2005-06	Carla Thomas	178	5.9
2004-05	Ashley Earley	300	9.4
2003-04	Ashley Earley	229	6.7
2002-03	Jenni Benningfield	253	7.9
2001-02	Zuzi Klimesova	268	7.2
2000-01	Zuzi Klimesova	276	8.1

1999-00	Zuzi Klimesova	250	7.4
1998-99	Jennifer Holmes	241	8.9
1997-98	Lisa Ostrom	195	6.7
1996-97	Na'Sheema Hillmon	255	8.2
1995-96	Sheri Sam	215	7.2
1994-95	Sheri Sam	291	8.3
1993-94	Sheri Sam	206	6.2
1992-93	Heidi Gillingham	242	7.3
1991-92	Heidi Gillingham	242	7.8
1990-91	Wendy Scholtens	333	10.7
1989-90	Wendy Scholtens	389	11.4
1988-89	Wendy Scholtens	315	10.9
1987-88	Wendy Scholtens	235	8.4
1986-87	Karen Booker	389	11.8
1985-86	Karen Booker	338	10.9
1984-85	Harriet Brumfield	199	7.4
1983-84	Harriet Brumfield	301	9.4
1982-83	Barbara Brackman	227	8.7
1981-82	Harriet Brumfield	361	10.6
1980-81	Gayle Kinzer	238	8.5
1979-80	Aljeanette Bramlett	180	7.5
1978-79	Teresa Lawrence	251	9.7
1977-78	Jan Jordan	245	10.7

## Assists

Season	Player	Assists	Avg.
2014-15	Paris Kea	94	3.0
2013-14	Jasmine Lister	144	4.6
2012-13	Jasmine Lister	168	5.1
2011-12	Jasmine Lister	176	5.3
2010-11	Jence Rhoads	140	4.8
2009-10	Jence Rhoads	161	5.0
2008-09	Jence Rhoads	132	3.8
2007-08	Jence Rhoads	114	3.4
2006-07	Dee Davis	189	5.6
2005-06	Dee Davis	212	6.8
2004-05	Dee Davis	192	6.0
2003-04	Dee Davis	137	4.7
2002-03	Ashley McElhiney	219	7.3
2001-02	Ashley McElhiney	159	4.3
2000-01	Ashley McElhiney	191	6.2
1999-00	Chavonne Hammond	121	3.6
1998-99	Ashley Smith	148	5.5
1997-98	Ashley Smith	193	6.7
1996-97	Nettie Respondek	130	4.2
1995-96	Ginger Jared	139	4.5
1994-95	Rhonda Blades	147	4.2
1993-94	Ginger Jared	183	5.5
1992-93	Rhonda Blades	156	4.7
1991-92	Jade Huntington	125	4.0
1990-91	Jade Huntington	142	4.9
1989-90	Jade Huntington	100	3.3
1988-89	Deborah Denton	140	4.8
1987-88	Deborah Denton	111	4.1
1986-87	Deborah Denton	156	4.9
1985-86	Donna Atkinson	82	2.6
1984-85	Barbara Brackman	88	3.5
1983-84	Lori Gross	140	4.4
1982-83	Donna Atkinson	78	3.0
1981-82	Cathy Bender	262	7.7

1980-81	Allison Floyd	116	4.5
1979-80	Allison Floyd	111	4.3
1978-79	Allison Floyd	116	4.5
1977-78	Allison Floyd	101	4.2

## Steals

Season	Player	Steals	Avg.
2014-15	Morgan Batey	37	1.2
2013-14	Morgan Batey	42	1.4
2012-13	Christina Foggie	42	1.6
2011-12	Elan Brown	45	1.4
2010-11	Jence Rhoads	30	1.0
2009-10	Jessica Mooney	49	1.4
2008-09	Jennifer Risper	81	2.3
2007-08	Jennifer Risper	91	2.7
2006-07	Dee Davis	70	2.1
2005-06	Dee Davis	66	2.1
2004-05	Ashley Earley	67	2.1
2003-04	Hillary Hager	55	1.6
2002-03	Abi Ramsey	52	1.6
2001-02	Zuzi Klimesova	54	1.4
2000-01	Zuzi Klimesova	42	1.2
1999-00	Chavonne Hammond	67	1.9
1998-99	Ashley Smith	59	2.2
1997-98	Ashley Smith	59	2.0
1996-97	Na'Sheema Hillmon	61	2.0
1995-96	Sheri Sam	51	1.7
1994-95	Sheri Sam	70	2.0
1993-94	Rhonda Blades	62	1.9
1992-93	Rhonda Blades	64	1.9
1991-92	Jade Huntington	72	2.3
1990-91	Jade Huntington	73	2.5
1989-90	Jade Huntington	87	2.9
1988-89	Deborah Denton	92	3.2
1987-88	Deborah Denton	82	3.0
1986-87	Deborah Denton	123	3.8
1985-86	Karen Booker	87	2.8
1984-85	Donna Atkinson	68	2.5
1983-84	Donna Atkinson	89	2.8
1982-83	Donna Atkinson	67	2.6
1981-82	Cathy Bender	111	3.3
1980-81	Eva Lemeh	94	3.5
1979-80	Cathy Bender	82	3.2
1978-79	Allison Floyd	52	2.0



# USA BASKETBALL/ALL-AMERICANS

## USA BASKETBALL

**Vanderbilt players have earned seven gold, three bronze and two silver medals in international competition.**

### Chantelle Anderson

- 2001 World University Games, Gold Medal
- 2000 USA Basketball Select Team
- 2000 R. William Jones Cup, Gold Medal
- 1998 World Youth Games Team, Bronze Medal

### Jenni Benningfield

- 2003 USA Pan American Games Team, Silver Medal

### Karen Booker

- 1991 World University Games, Gold Medal

### Mara Cunningham

- 1993 US Olympic Festival - South Team
- Junior World Championship Team

### Angela Gorsica

- 1995 R. William Jones Cup, Bronze Medal
- 1994 R. William Jones Cup, Gold Medal
- 1993 US Olympic Festival - East Team

### Chavonne Hammond

- 1996 US Junior National Team, Silver Medal

### Ashley McElhiney

- 2001 World University Games, Gold Medal

### Sheri Sam

- 1996 R. William Jones Cup, Gold Medal
- 1995 R. William Jones Cup, Bronze Medal
- 1993 US Olympic Festival - South Team

### Christina Wirth

- 2005 USA U19 World Championship, Gold Medal

## Notable Accomplishments

- Jenni Benningfield was named a team captain for the 2003 USA Basketball Pan American Games squad that won a silver medal.
- Chantelle Anderson and Ashley McElhiney were teammates on the 2001 World University Games team that won a gold medal. Also working with the US team were Vanderbilt managers Kristen Carter and Chanell Sutton. Carter and Sutton worked the training camps in Colorado Springs while Sutton traveled with the team to China.
- Zuzi Klimesova competed in the 2001 World University Games for her native Czech Republic and won a bronze medal. Her complete statistics were not available, but she did total 19 rebounds and nine points in a 91-71 win over Lithuania for the bronze medal.
- Sheri Sam was selected to the 10-member senior College All-Star team which played an exhibition game against the USA Basketball Women's National Team on April 6, 1996. Sam led the All-Stars with 18 points, second only to USA's Lisa Leslie with 28, and was the second-leading rebounder with four.
- Karen Booker played on the 1991 US World University Games team and won a gold medal. She averaged 5.3 points and 4.8 rebounds a game. She also totaled 11 steals.
- Vanderbilt players have earned seven gold, three bronze and one silver medal in International competition.

## KODAK ALL-AMERICANS

### Wendy Scholtens • 1990

Wendy Scholtens, a 6-4 center from Ft. Smith Arkansas, holds the Vanderbilt record for most rebounds in a career. She holds a total of 15 Commodore records, including all of the free throw categories. She was the SEC Freshman of the Year and earned All-SEC honors three times, while earning All-SEC Academic Honors twice. She was also selected SEC Player of the Week eight times. She is the only woman at Vanderbilt to have her jersey retired. She was inducted into the Tennessee Sports Hall of Fame in 1999 and Vanderbilt Hall of Fame in 2009.

### Heidi Gillingham • 1993

Heidi Gillingham, a 6-8 center from Floresville, Texas, holds six Vanderbilt records, including an SEC record 131 blocks in a season. Gillingham is the tallest player in Vanderbilt history. She was a three-time All-SEC first team selection and was chosen SEC Player of the Week once. She was selected to the 1993 NCAA Final Four All-Tournament Team and was named *Sports Illustrated* National Player of the Week. She was also named Homecoming Queen at Vanderbilt. She was inducted into the Tennessee Sports Hall of Fame in 2000 and Vanderbilt Hall of Fame in 2010.

### Sheri Sam • 1996

Sheri Sam, a 6-1 forward from Dusan, La., is the third Kodak All-American from Vanderbilt. Sam ranks in five statistical categories and totaled double digits in scoring in 77 games and in rebounding in 22 games. She was selected SEC Player of the Week once and was a two-time All-SEC team selection. She was also named to the SEC Academic Honor Roll. Sam was a Naismith Finalist in 1996 and was named to the 1996 NCAA Tournament All-Regional Team.

### Chantelle Anderson • 2002, 2003

Chantelle Anderson is Vanderbilt's first two-time Kodak All-American earning the honor her junior and senior seasons. She was the first Commodore to earn SEC Player of the Year honors (2002) and was also named ESPN The Magazine Center of the Year. She was named MVP of the NCAA Midwest Regional and was a Naismith Finalist in 2001, 2002 and 2003. As a sophomore, the 6-6 center from Vancouver, Wash., set the NCAA record for field goal percentage connecting on 292-404 from the field for a 72.3 percentage. She is also the VU career leader in points with 2,604 points. She was inducted into the Vanderbilt Hall of Fame in 2008.



# INDIVIDUAL GAME RECORDS

## Minutes Played

T-1. Karen McGinn vs. Auburn (20Ts), 12-13-78	50
T-1. Ann Morrow vs. Auburn (20Ts), 12-13-78	50
3. Wendy Scholtens vs. Auburn (20Ts), 1-20-90	49
T-4. Jence Rhoads at Florida (20Ts), 2-6-11	48
T-4. Dee Davis at Mississippi State (20Ts), 2-3-05	48
T-4. Carla Thomas at Mississippi State (20Ts), 2-3-05	48
T-7. Jasmine Lister at Florida (20Ts), 2-6-11	47
T-7. Zuzi Klimesova vs. Kansas (20Ts), 3-18-00	47
T-9. Chavonne Hammond vs. Kansas (20Ts), 3-18-00	46
T-9. Ashley Smith vs. George Washington (20Ts), 12-22-98	46
T-11. 16 players (26 times)	45
Last: Rebekah Dahlman, vs. Florida (OT), 2-19-15	

## Most Points

1. Chantelle Anderson vs. Mississippi State, 2-8-01	41
2. Chantelle Anderson vs. Portland State, 12-23-01	40
T-3. Sheri Sam vs. Harvard, 3-15-96	39
T-3. Wendy Scholtens vs. Memphis State, 1-24-90	39
5. Jackie Cowan vs. Cheyney State, 2-9-86	37
6. Wendy Scholtens vs. David Lipscomb, 1-9-90	36
T-7. Chantelle Anderson vs. Tennessee, 2-27-03	35
T-7. Chantelle Anderson vs. Tennessee, 3-25-02	35
T-7. Chantelle Anderson vs. James Madison, 12-2-01	35
T-7. Donna Harris vs. Northern Illinois, 1-3-91	35
T-7. Gayle Kinzer vs. Belmont, 11-21-81	35
T-12. Christina Foggie vs. Georgia, 1-26-12	34
T-12. Jenni Benningfield vs. Louisville, 11-29-03	34
T-12. Chantelle Anderson vs. Iowa State, 3-24-01	34
T-12. Wendy Scholtens vs. Butler, 11-24-90	34
T-12. Wendy Scholtens vs. UT-Chattanooga, 2-7-90	34
T-12. Wendy Scholtens vs. Louisville, 1-4-89	34
T-12. Jackie Cowan vs. Providence, 12-8-85	34
T-12. Jackie Cowan vs. Tennessee Tech, 12-13-83	34
T-12. Barbara Brackman vs. Tennessee, 12-6-82	34

## Freshman Scoring Record

1. Barbara Brackman vs. Tennessee, 2-26-82	34
2. Harriet Brumfield vs. Western Kentucky, 12-4-81	33
3. Barbara Brackman vs. Austin Peay, 12-2-81	32
T-4. Kady Schranm vs. LSU, 1-29-12	29
T-4. Barbara Brackman vs. Duke, 3-13-82	29
T-4. Harriet Brumfield vs. Delta State, 2-20-82	29
T-4. Harriet Brumfield vs. Northwestern, 11-27-81	29
8. Chantelle Anderson vs. Georgia, 1-30-00	28
9. Tiffany Clarke vs. ETSU, 12-29-09	27

## Field Goals Made

1. Chantelle Anderson vs. Portland State, 12-23-00	19
T-2. Wendy Scholtens vs. Memphis State, 1-24-90	17
T-2. Jackie Cowan vs. Tennessee Tech, 12-13-84	17
T-4. Carla Thomas at Mississippi State, 2-3-05	16
T-4. Chantelle Anderson vs. Iowa State, 3-24-01	16
T-4. Gayle Kinzer vs. Belmont, 1-19-81	16
T-7. Chantelle Anderson vs. Wisconsin-Milwaukee, 11-30-01	15
T-7. Zuzi Klimesova vs. Fordham, 11-27-99	15
T-7. Sheri Sam vs. Harvard, 3-15-96	15
T-7. Wendy Scholtens vs. David Lipscomb, 1-9-90	15
T-7. Jackie Cowan vs. Cheyney State, 2-9-86	15
T-7. Harriet Brumfield vs. Western Kentucky, 12-4-82	15
T-7. Barbara Brackman vs. Tennessee, 1-4-82	15

## Field Goals Attempted

1. Eva Lemeh vs. Georgia, 2-16-81	31
2. Eva Lemeh vs. Tennessee Tech, 1-12-81	30
T-3. Eva Lemeh vs. East Tennessee State, 1-15-81	29
T-3. Gayle Kinzer vs. Belmont, 12-8-80	29
5. Gayle Kinzer vs. Belmont, 1-19-81	28
6. Tiffany Clarke vs. Texas A&M, 2-24-13	25
6. Carla Thomas at Mississippi State, 2-3-05	25
8. Christina Foggie vs. Georgia, 1-26-12	24
9. Christina Wirth vs. Georgia, 3-6-09	23

## Field Goal Percentage

(min. 10 FGM)

1. Heidi Gillingham vs. Arkansas, 2-16-93	1.000 (12-12)
T-2. Hannah Tuomi vs. Florida, 2-24-10	1.000 (10-10)
T-2. Wendy Scholtens vs. Campbell, 11-23-91	1.000 (10-10)
T-2. Misty Lamb vs. Tennessee, 2-22-90	1.000 (10-10)
5. Chantelle Anderson vs. Portland State, 12-23-00	.950 (19-20)
6. Wendy Scholtens vs. Missouri-KC, 1-30-88	.929 (13-14)
T-7. Mara Cunningham vs. Eastern Kentucky, 1-3-96	.923 (12-13)
T-7. Wendy Scholtens vs. Middle Tenn., 2-6-91	.923 (12-13)
T-9. Ashley Earley vs. Tennessee, 2-13-05	.917 (11-12)
T-9. Zuzi Klimesova vs. LSU, 1-27-02	.917 (11-12)
T-9. Sheri Sam vs. Wingate, 12-28-95	.917 (11-12)
T-12. Liz Sherwood at Clemson, 11-20-07	.909 (10-11)
T-12. Christina Wirth vs. Arkansas, 1-4-07	.909 (10-11)
T-12. Chantelle Anderson vs. Duquesne, 1-6-03	.909 (10-11)
T-12. Heidi Gillingham vs. Texas Southern, 12-7-93	.909 (10-11)

## 3-Pointers Made

T-1. Christina Foggie vs. Virginia, 11-23-12	8
T-1. Merideth Marsh vs. Florida, 2-12-09	8
T-1. Abi Ramsey vs. Florida, 1-30-05	8
T-4. Christina Foggie vs. USC, 12-29-12	7
T-4. Christina Foggie vs. Duke, 3-20-12	7
T-4. Christina Foggie vs. Georgia, 1-26-12	7
T-4. Caroline Williams, 2x, last vs. William & Mary, 12-30-05	7
T-4. Jillian Danker vs. Idaho State, 3-17-01	7
T-4. Julie Powell vs. Auburn, 2-17-91	7
T-10. Christina Foggie vs. Auburn, 1-9-14	6
T-10. Angela Puleo, vs. Ole Miss, 1-30-11	6
T-10. Merideth Marsh, 2x, last vs. South Carolina, 2-28-10	6
T-10. Caroline Williams, 5x, last vs. South Carolina, 2-18-07	6
T-10. Abi Ramsey, 4x, last vs. Siena, 11-27-04	6
T-10. Paige Redman, 3x, last vs. Cal-Santa Barbara, 12-13-98	6
T-10. Michelle Palmisano, 3x, last vs. South Carolina, 1-5-97	6
T-10. Shelley Jarrard, 2x, last vs. Auburn, 2-21-93	6
T-10. Christina Wirth vs. Cal State Fullerton, 12-4-08	6
T-10. Jillian Danker vs. LSU, 3-2-01	6
T-10. Nettie Respondek vs. Arkansas, 1-12-97	6
T-10. Rhonda Blades vs. Mississippi State, 1-29-95	6
T-10. Julie Powell vs. Texas Tech, 11-20-93	6

## 3-Pointers Attempted

T-1. Christina Foggie (8-17) vs. Virginia, 11-23-12	17
T-1. Christina Wirth (5-17) vs. Maryland, 3-28-09	17
3. Christina Foggie (7-16) vs. Georgia, 1-26-12	16
T-4. Christina Foggie (7-15) vs. Duke, 3-20-12	15
T-4. Caroline Williams (6-15) at N.C. State, 11-30-05	15
T-4. Rhonda Blades (3-15) vs. Montana, 11-17-94	15
T-7. Christina Foggie (7-13) vs. USC, 12-29-12	13
T-7. Jasmine Lister (2-13) vs. Virginia, 11-23-12	13
T-7. Christina Foggie (4-13) vs. Lipscomb, 11-12-12	13
T-7. Jasmine Lister (2-13) at Virginia Tech, 12-30-10	13
T-7. Merideth Marsh, 2x, last (8-13) vs. Florida, 2-12-09	13
T-7. Caroline Williams (4-13) vs. Ole Miss, 1-7-07	13
T-7. Abi Ramsey (8-13) vs. Florida, 1-30-05	13
T-7. Abi Ramsey (3-13) vs. Tennessee, 2-13-05	13



# INDIVIDUAL GAME RECORDS

## 3-Point Percentage

(min. 4 FGM)

1. Christina Wirth (6-6) vs. Cal State Fullerton, 12-2-08	1.000
T-2. Angela Puleo (5-5) vs. Delaware, 12-29-10	1.000
T-2. Merideth Marsh (5-5), 2x, last vs. Alabama, 2-1-09	1.000
T-2. Christina Wirth (5-5) vs. Florida, 3-2-07	1.000
T-2. Hillary Hager (5-5) vs. Boston College, 3-24-03	1.000
T-2. Jillian Danker (5-5) vs. Tennessee, 2-22-01	1.000
T-7. Christina Wirth (4-4), 2x, last vs. Belmont, 11-23-07	1.000
T-7. Ashley McElhiney (4-4), 3x, last vs. Harvard, 12-1-02	1.000
T-7. Abi Ramsey (4-4) vs. Vermont, 12-22-01	1.000
T-7. Shelley Jarrard (4-4) vs. Southwest Missouri, 12-5-92	1.000
T-7. Deborah Denton (4-4), 2x, last vs. Ole Miss, 1-13-88	1.000

## Free Throws Made

T-1. Ashley McElhiney vs. LSU, 2-15-01	18
T-1. Wendy Scholtens vs. Tennessee Tech, 1-11-89	18
3. Christina Foggie vs. Marquette, 11-17-13	16
T-4. Chantelle Anderson vs. Tennessee, 2-27-03	15
T-4. Deborah Denton vs. Alabama, 2-4-89	15
T-6. Chantelle Anderson vs. North Carolina, 3-23-02	14
T-6. Ashley McElhiney vs. Tennessee, 3-1-01	14
T-6. Rhonda Blades vs. Alabama, 12-13-92	14
T-6. Wendy Scholtens vs. Virginia, 11-26-89	14
T-6. Harriet Brumfield vs. Tennessee State, 2-6-82	14
11. Wendy Scholtens vs. Alabama, 2-3-90	13
T-12. Merideth Marsh vs. Alabama, 1-28-10	12
T-12. Dee Davis vs. South Carolina, 1-9-05	12
T-14. Jasmine Lister vs. Middle Tennessee, 3-18-12	11
T-14. Christina Foggie vs. Western Kentucky, 12-21-10	11
T-14. Hannah Tuomi vs. Southern Illinois, 12-7-10	11

## Free Throws Attempted

1. Ashley McElhiney vs. LSU, 2-15-01	19
T-2. Christina Foggie vs. Marquette, 11-17-13	18
T-2. Wendy Scholtens vs. Tennessee Tech, 1-11-89	18
T-4. Chantelle Anderson vs. Tennessee, 2-27-03	17
T-4. Karen Booker vs. Louisville, 2-18-86	17
T-6. Chantelle Anderson vs. North Carolina, 3-23-02	16
T-6. Ashley McElhiney vs. Tennessee, 3-1-01	16
T-6. Chantelle Anderson vs. James Madison, 12-2-00	16
T-6. Jennifer Holmes vs. Georgia, 2-14-98	16
T-6. Harriet Brumfield vs. Alabama, 2-85	16
T-11. Hannah Tuomi vs. Southern Illinois, 12-7-10	15
T-11. Karen Booker vs. Illinois, 2-2-86	15
T-11. Harriet Brumfield vs. Tennessee State, 2-6-82	15

## Free Throw Percentage

(min. 10 made)

1. Wendy Scholtens (18-18) vs. Tennessee Tech, 1-1-89	1.000
2. Deborah Denton (15-15) vs. Alabama, 2-4-89	1.000
T-3. Merideth Marsh (12-12) vs. Alabama, 1-28-10	1.000
T-3. Wendy Scholtens (12-12) vs. Mississippi State, 1-6-91	1.000
T-3. Wendy Scholtens (12-12) vs. Butler, 11-24-90	1.000
T-3. Wendy Scholtens (12-12) vs. LSU, 2-17-90	1.000
T-3. Wendy Scholtens (12-12) vs. Morehead, 12-16-89	1.000
T-3. Wendy Scholtens (12-12) vs. Wright, 12-10-89	1.000
9. Christina Foggie (11-11) vs. Western Kentucky, 12-21-10	1.000
T-10. Jasmine Lister (10-10) vs. UT Martin, 12-7-11	1.000
T-10. Merideth Marsh (10-10) vs. Georgia, 3-3-07	1.000
T-10. Carla Thomas (10-10) vs. Charleston Southern, 11-25-05	1.000
T-10. Dee Davis (10-10) vs. Florida, 2-20-05	1.000
T-10. Jenni Benningfield (10-10) at Arkansas, 1-29-04	1.000
T-10. Deborah Denton (10-10) vs. Louisville, 1-4-89	1.000
T-10. Harriet Brumfield (10-10) vs. Florida, 1-29-84	1.000

## Rebounds

T-1. Wendy Scholtens vs. David Lipscomb, 1-9-90	22
T-1. Wendy Scholtens vs. Wright State, 12-10-89	22
T-1. Barbara Brackman vs. Union, 1-4-83	22
T-4. Wendy Scholtens vs. Louisville, 1-4-89	21
T-4. Karen Booker vs. Ole Miss, 1-8-87	21
T-6. Wendy Scholtens vs. Notre Dame, 1-8-89	20
T-6. Harriet Brumfield vs. Kentucky, 1-22-84	20
T-6. Harriet Brumfield vs. Western Kentucky, 12-11-82	20
T-6. Jan Jordan vs. Sewanee, 1978	20
T-10. Jennifer Holmes vs. Florida, 2-24-99	19
T-10. Wendy Scholtens vs. Loyola (Calif.), 11-30-90	19
T-10. Wendy Scholtens vs. Morehead State, 12-16-89	19
T-10. Karen Booker vs. Mississippi State, 1-25-86	19
T-10. Teresa Lawrence vs. Florida, 1-29-79	19
T-10. Jan Jordan vs. David Lipscomb, 12-78	19
T-16. Tiffany Clarke vs. Florida, 2-16-12	17
T-16. Tiffany Clarke vs. Kentucky, 3-5-11	17
T-16. Carla Thomas at Mississippi State, 2-3-05	17

## Assists

1. Ashley McElhiney vs. Louisville, 1-2-03	17
2. Ashley Smith vs. Hampton, 11-29-98	15
T-3. Cathy Bender vs. UT-Chattanooga, 2-23-82	14
T-3. Cathy Bender vs. Tennessee, 1-4-82	14
T-3. Cathy Bender vs. Belmont, 12-20-81	14
T-6. Jasmine Lister vs. Tennessee, 2-9-12	13
T-6. Ashley McElhiney vs. Tennessee-Martin, 12-22-02	13
T-6. Ashley Smith vs. Washington, 12-6-97	13
T-6. Barbara Brackman vs. Northern Illinois, 12-22-84	13
T-6. Allison Floyd vs. Alabama, 11-19-80	13
T-11. Dee Davis vs. UAB, 11-30-06	12
T-11. Katie Antony at Saint Louis, 12-21-03	12
T-11. Ashley McElhiney, 3x, last vs. Purdue, 12-7-02	12
T-11. Ashley Smith, 4x, last vs. Fairfield, 12-22-99	12
T-11. Ginger Jared vs. Florida, 3-5-94	12
T-11. Donna Harris vs. Texas Southern, 12-7-93	12
T-11. Lori Gross vs. Georgia, 1-14-84	12

## Steals

1. Eva Lemeh vs. Murray State, 12-13-80	11
T-2. Karen Booker vs. Georgia, 2-15-87	9
T-2. Deborah Denton vs. New Mexico State, 1-5-87	9
T-2. Cathy Bender vs. East Tennessee State, 1-28-82	9
T-5. Jade Huntington vs. Butler, 11-24-90	8
T-5. Jade Huntington vs. Tennessee State, 12-5-89	8
T-5. Karen Booker vs. Southwest Missouri, 12-29-85	8
T-5. Cathy Bender vs. Western Kentucky, 12-4-81	8

## Blocked Shots

T-1. Angela Gorsica vs. Wingate, 12-28-95	10
T-1. Heidi Gillingham vs. Middle Tennessee, 1-30-92	10
3. Heidi Gillingham vs. Tennessee State, 12-10-91	9
T-4. Angela Gorsica, 7x, last vs. DePaul, 2-19-97	8
T-4. Heidi Gillingham, 4x, last vs. Auburn, 2-21-93	8
T-4. Wendy Scholtens vs. Mississippi State, 1-28-89	8
T-4. Karen Booker vs. Southwest Missouri, 12-29-85	8
T-4. Jackie Cowan vs. Providence, 12-7-85	8
T-4. Barbara Brackman vs. Austin Peay, 12-2-81	8



# INDIVIDUAL SEASON RECORDS

## Minutes Played

1. Ashley McElhiney, 35.1 mpg, 37 games, 2001-02	1298
2. Zuzi Klimesova, 33.1 mpg, 37 games, 2001-02	1223
3. Hillary Hager, 35.9 mpg, 34 games, 2003-04	1220
4. Merideth Marsh, 35.8 mpg, 34 games, 2009-10	1218
5. Jasmine Lister, 36.8 mpg, 33 games, 2011-12	1214
6. Jasmine Lister, 36.5 mpg, 33 games, 2012-13	1205
7. Donna Atkinson, 37.3 mpg, 32 games, 1983-84	1192
8. Wendy Scholtens, 34.9 mpg, 34 games, 1989-90	1188
9. Jence Rhoads, 37.0 mpg, 32 games, 2009-10	1184
10. Zuzi Klimesova, 34.7 mpg, 34 games, 2000-01	1179
11. Chavonne Hammond, 33.6 mpg, 34 games, 1999-00	1178

## Most Points

1. Wendy Scholtens, SH34, 1989-90	855
2. Chantelle Anderson, SH35, 2001-02	765
3. Chantelle Anderson, SH41, 2000-01	722
4. Harriet Brumfield, SH33, 1981-82	671
5. Wendy Scholtens, SH34, 1990-91	664
6. Wendy Scholtens, SH34, 1988-89	653
7. Barbara Brackman, SH34, 1981-82	639
8. Jackie Cowan, SH37, 1985-86	633
9. Karen Booker, SH31, 1986-87	623
10. Sheri Sam, SH30, 1995-96	612

## Field Goals Made

1. Wendy Scholtens, 1989-90	309
2. Chantelle Anderson, 2001-02	295
3. Chantelle Anderson, 2000-01	292
4. Barbara Brackman, 1981-82	277
5. Harriet Brumfield, 1981-82	269
6. Jackie Cowan, 1985-86	265
7. Wendy Scholtens, 1990-91	253
8. Sheri Sam, 1995-96	244
9. Gayle Kinzer, 1980-81	242
10. Aljeanette Bramlett, 1981-82	241

## Field Goals Attempted

1. Barbara Brackman, 1981-82	571
2. Gayle Kinzer, 1980-81	561
3. Wendy Scholtens, 1989-90	525
4. Karen Booker, 1986-87	517
5. Eva Lemeh, 1980-81	515
6. Harriet Brumfield, 1981-82	511
7. Aljeanette Bramlett, 1981-82	508
8. Jackie Cowan, 1985-86	504
9. Christina Wirth, 2008-09	475
10. Donna Atkinson, 1983-84	463

## Field Goal Percentage

1. *Chantelle Anderson (292-404), 2000-01	.723
2. Liz Sherwood (129-195), 2006-07	.662
3. Chantelle Anderson (295-456), 2001-02	.647
4. Liz Sherwood (172-268), 2005-06	.642
5. Ashley Earley (240-375), 2004-05	.640
6. Chantelle Anderson (217-341), 2002-03	.636
7. Liz Sherwood (163-260), 2007-08	.627
8. Heidi Gillingham (212-339), 1992-93	.625
9. Wendy Scholtens (169-274), 1987-88	.617
10. Nicole Jules (103-171), 2005-06	.602

## 3-Pointers Made

1. Caroline Williams, 2005-06	.95
T-2. Christina Foggie, 2011-12	.91
T-2. Caroline Williams, 2006-07	.91
4. Merideth Marsh, 2009-10	.88
5. Abi Ramsey, 2004-05	.87
6. Michelle Palmisano, 1996-97	.83
7. Christina Foggie, 2013-14	.82
8. Merideth Marsh, 2008-09	.81
9. Christina Wirth, 2008-09	.80
10. Shelley Jarrard, 1992-93	.76
T-11. Christina Wirth, 2007-08	.71
T-11. Abi Ramsey, 2002-03	.71

## 3-Pointers Attempted

1. Merideth Marsh, 2009-10	225
2. Christina Foggie, 2011-12	219
3. Michelle Palmisano, 1996-97	218
4. Caroline Williams, 2005-06	214
5. Abi Ramsey, 2004-05	212
6. Christina Wirth, 2008-09	211
7. Christina Foggie, 2013-14	210
8. Merideth Marsh, 2008-09	207
9. Shelley Jarrard, 1992-93	204
10. Rhonda Blades, 1994-95	191
11. Christina Foggie, 2012-13	189
12. Caroline Williams, 2006-07	187

## 3-Point Percentage

1. Caroline Williams (48-95), 2004-05	.505
2. Donna Harris (45-91), 1989-90	.495
3. Caroline Williams (91-187), 2006-07	.487
4. Jillian Danker (66-138), 2000-01	.478
5. Julie Powell (69-146), 1993-94	.473
6. Julie Powell (43-91), 1990-91	.473
7. Michelle Palmisano (38-82), 1995-96	.463
8. Hillary Hager (43-96), 2002-03	.448
9. Caroline Williams (95-214), 2005-06	.444
10. Christina Wirth (53-121), 2006-07	.438

*Current players in boldface.*



# INDIVIDUAL SEASON RECORDS

## Free Throws Made

1. Wendy Scholtens, 1989-90	236
2. Wendy Scholtens, 1988-89	197
3. Chantelle Anderson, 2001-02	170
4. Wendy Scholtens, 1990-91	156
5. Karen Booker, 1986-87	153
6. Chantelle Anderson, 2002-03	147
7. Christina Foggie, 2013-14	137
8. Chantelle Anderson, 2000-01	134
T-9. Tiffany Clarke, 2012-13	133
T-9. Harriet Brumfield, 1981-82	133
11. Dee Davis, 2004-05	117
12. Merideth Marsh, 2009-10	116

## Free Throws Attempted

1. Wendy Scholtens, 1989-90	264
2. Karen Booker, 1986-87	250
3. Wendy Scholtens, 1988-89	225
4. Chantelle Anderson, 2001-02	220
5. Tiffany Clarke, 2012-13	205
6. Karen Booker, 1985-86	202
7. Chantelle Anderson, 2002-03	196
8. Harriet Brumfield, 1981-82	194
9. Christina Foggie, 2013-14	190
10. Chantelle Anderson, 2000-01	185
11. Wendy Scholtens, 1990-91	179
12. Harriet Brumfield, 1983-84	168

## Free Throw Percentage

(minimum of 50 attempts)

1. Merideth Marsh (45-50), 2008-09	900
2. Wendy Scholtens (236-264), 1989-90	894
3. Jillian Danker (68-77), 2001-02	883
4. Wendy Scholtens (197-225), 1988-89	876
5. Wendy Scholtens (156-179), 1990-91	872
6. Christina Wirth (54-62), 2006-07	871
7. Julie Powell (85-98), 1992-93	867
8. Caroline Williams (52-60), 2006-07	867
9. Jasmine Lister (64-74), 2012-13	865
10. Ashley McElhiney (101-117), 2000-01	863
11. Dana Turner (44-51), 1982-83	863

## Rebounds

1. Karen Booker, 11.8 in 33 games, 1986-87	389
2. Wendy Scholtens, 11.4 in 34 games, 1989-90	389
3. Harriet Brumfield, 10.6 in 34 games, 1981-82	361
4. Karen Booker, 10.9 in 31 games, 1985-86	338
5. Wendy Scholtens, 10.7 in 31 games, 1990-91	333
6. Wendy Scholtens, 10.9 in 29 games, 1988-89	315
7. Harriet Brumfield, 9.4 in 32 games, 1983-84	301
8. Ashley Earley, 9.4 in 32 games, 2004-05	300
9. Sheri Sam, 8.3 in 35 games, 1994-95	291
10. Barbara Brackman, 8.6 in 33 games, 1981-82	283

## Assists

1. Cathy Bender, 7.7 in 34 games, 1981-82	262
2. Ashley McElhiney, 7.3 in 30 games, 2002-03	219
3. Dee Davis, 6.8 in 31 games, 2005-06	212
4. Ashley Smith, 6.7 in 29 games, 1997-98	193
5. Dee Davis, 6.0 in 32 games, 2004-05	192
6. Ashley McElhiney, 6.2 in 31 games, 2000-01	191
7. Dee Davis, 5.6 in 34 games, 2006-07	189
8. Ginger Jared, 5.5 in 33 games, 1993-94	183
9. Jasmine Lister, 5.3 in 33 games, 2011-12	176
10. Jasmine Lister, 5.1 in 33 games, 2012-13	168

## Steals

1. Deborah Denton, 3.8 in 32 games, 1986-87	123
2. Karen Booker, 3.4 in 33 games, 1986-87	112
3. Cathy Bender, 3.3 in 34 games, 981-82	111
4. Eva Lemeh, 3.5 in 27 games, 1980-81	94
5. Deborah Denton, 3.2 in 29 games, 1988-89	92
6. Jennifer Risper, 2.7 in 34 games, 2007-08	91
7. Donna Atkinson, 2.8 in 32 games, 1983-84	89
8. Karen Booker, 2.9 in 30 games, 1989-90	87
9. Jade Huntington, 2.9 in 30 games, 1989-90	87
10. Cathy Bender, 3.2 in 26 games, 1979-80	84

## Blocked Shots

1. Heidi Gillingham, 4.2 in 31 games, 1991-92	131
2. Angela Gorsica, 3.8 in 31 games, 1996-97	118
3. Angela Gorsica, 3.0 in 35 games, 1994-95	106
4. Heidi Gillingham, 3.2 in 33 games, 1992-93	105
5. Heidi Gillingham, 2.7 in 33 games, 1993-94	90
6. Angela Gorsica, 3.1 in 29 games, 1995-96	89
7. Heidi Gillingham, 2.8 in 34 games, 1990-91	87
8. Wendy Scholtens, 2.0 in 34 games, 1989-90	68
9. Karen Booker, 2.0 in 33 games, 1986-87	66
10. Carolyn Peck, 2.0 in 28 games, 1987-88	57

## Number of 40-Minute Games

(Overtime Games Not Included)

1. Donna Atkinson, 1982-83	15
T-2. Ashley McElhiney, 2002-03	14
T-2. Ashley McElhiney, 2000-01	14
T-2. Jasmine Lister, 2011-12	14
5. Jasmine Lister, 2012-13	12
5. Christina Wirth, 2008-09	11
6. Wendy Scholtens, 1990-91	10
T-7. Ashley McElhiney, 2001-02	9
T-7. Donna Atkinson, 1983-84	9
T-7. Wendy Scholtens, 1989-90	8
T-7. Merideth Marsh, 2009-10	8
T-7. Jence Rhoads, 2009-10	8

\* - SEC record



# INDIVIDUAL CAREER RECORDS

## Minutes Played

1. Jasmine Lister, 35.9 avg., 2013-14	4626
2. Zuzi Klimesova, 32.2 avg., 1999-02	4249
3. Ashley McElhiney, 31.7 avg., 2000-03	4185
4. Donna Atkinson, 36.1 avg., 1983-86	4184
5. Jence Rhoads, 31.4 avg., 2008-11	4082
6. Wendy Scholtens, 33.4 avg., 1988-91	4076
7. Chantelle Anderson, 29.0 avg., 2000-03	3976
8. Dee Davis, 30.3 avg., 2004-07	3814
9. Jenni Benningfield, 27.8 avg., 2001-04	3789
10. Christina Wirth, 28.2 avg., 2006-09	3779

## Points

1. Chantelle Anderson (GH41), 2000-03	2604
2. Wendy Scholtens (GH39), 1988-91	2602
3. Harriet Brumfield (GH33), 1982-85	1956
4. Jackie Cowan (GH37), 1983-86	1875
5. Zuzi Klimesova (GH16), 1999-02	1867
6. Carla Thomas (GH32), 2004-07	1774
7. Christina Foggie (GH34), 2011-14	1743
8. Donna Atkinson (GH32), 1983-86	1656
9. Barbara Brackman (GH34), 1982-85	1631
10. Jasmine Lister (GH30), 2011-14	1618

## Points Per Game

(min. 100 games)

1. Wendy Scholtens (122 games), 1988-91	21.3
2. Chantelle Anderson (137 games), 2000-03	19.0
3. Harriet Brumfield (119 games), 1982-85	16.4
4. Jackie Cowan (116 games), 1983-86	16.2
5. Christina Foggie (112 games), 2011-14	15.6
5. Donna Atkinson (116 games), 1983-86	14.3
6. Zuzi Klimesova (132 games), 1999-02	14.1
7. Barbara Brackman (116 games), 1982-85	14.1
8. Carla Thomas (130 games), 2004-07	13.6
9. Karen Booker (119 games), 1984-87	12.8
10. Sheri Sam (122 games), 1992-96	12.6

## Field Goals Made

1. Chantelle Anderson, 7.4 pg, 137 games, 2000-03	1020
2. Wendy Scholtens, 7.9 pg, 122 games, 1988-91	959
3. Jackie Cowan, 6.9 pg, 116 games, 1983-86	800
4. Zuzi Klimesova, 5.9 pg, 132 games, 1999-00	779
5. Harriet Brumfield, 6.4 pg, 119 games, 1982-85	767
6. Donna Atkinson, 6.3 pg, 116 games, 1983-86	728
7. Carla Thomas, 5.4 pg, 130 games, 2004-07	706
8. Heidi Gillingham, 5.4 pg, 128 games, 1991-94	688
9. Barbara Brackman, 5.8 pg, 116 games, 1982-85	667
10. Sheri Sam, 5.1 pg, 122 games, 1992-96	625

## Field Goals Attempted

1. Wendy Scholtens, 1988-81	1655
T-2. Chantelle Anderson, 2000-03	1568
T-2. Jackie Cowan, 1983-86	1568
4. Donna Atkinson, 1983-86	1527
5. Harriett Brumfield, 1982-85	1520
6. Barbara Brackman, 1982-85	1509
7. Zuzi Klimesova, 1999-00	1409
8. Karen Booker, 1984-87	1347
9. Christina Foggie, 2011-14	1339
10. Carla Thomas, 2004-07	1301

## Field Goal Percentage

(min. 400 FGM)

1. Chantelle Anderson (1020-1568), 2000-03	.651
2. Liz Sherwood (464-723), 2006-08	.642
3. Heidi Gillingham (688-1172), 1991-94	.587
4. Wendy Scholtens (959-1655), 1988-91	.579
5. Ashley Earley (550-951), 2002-05	.578
6. Hannah Tuomi (487-858), 2008-11	.568
7. Zuzi Kimesova (779-1409), 1999-00	.552
8. Sheri Sam (625-1145), 1992-96	.546
9. Carla Thomas (706-1301), 2004-07	.543
10. Mara Cunningham (436-812), 1991-96	.537
11. Tiffany Clarke (527-998), 2010-13	.528
12. Misty Lamb (535-1040), 1990-93	.514

## 3-Pointers Made

1. Christina Foggie, 2011-2014	276
2. Merideth Marsh, 2007-10	256
3. Abi Ramsey, 2002-05	252
4. Caroline Williams, 2004-07	238
5. Christina Wirth, 2006-09	235
6. Jasmine Lister, 2011-14	218
7. Julie Powell, 1991-94	203
8. Michelle Palmisano, 1995-97	179
9. Paige Redman, 1996-99	173
10. Rhonda Blades, 1992-95	171
11. Jasmine Lister, 2011-2014	167
12. Ashley McElhiney, 2000-03	165

## 3-Pointers Attempted

1. Christina Foggie, 2011-2014	735
2. Merideth Marsh, 2007-10	653
3. Abi Ramsey, 2002-05	620
4. Jasmine Lister, 2011-14	577
5. Christina Wirth, 2006-09	573
6. Caroline Williams, 2004-07	512
7. Paige Redman, 1996-99	477
8. Rhonda Blades, 1992-95	471
9. Julie Powell, 1991-94	460
10. Michelle Palmisano, 1995-97	456
11. Ginger Jared, 1992-96	410
12. Ashley McElhiney, 2000-03	404

## 3-Point Percentage

(min. 100 FGM)

1. Caroline Williams (238-512), 2004-07	.465
2. Julie Powell (203-460), 1991-94	.441
3. Hillary Hager (142-338), 2001-04	.420
4. Christina Wirth (235-573), 2006-09	.410
5. Ashley McElhiney (165-404), 2000-03	.408
6. Jillian Danker (158-387), 1999-02	.408
7. Abi Ramsey (252-620), 2002-05	.406
8. Ginger Jared (162-410), 1992-96	.395
9. Donna Harris (145-368), 1990-94	.394
10. Michelle Palmisano (179-456), 1995-97	.393

Current players in boldface.





# INDIVIDUAL CAREER RECORDS

## Free Throws Made

1. Wendy Scholtens, 5.6 pg, 122 games, 1988-91	681
2. Chantelle Anderson, 4.1 pg, 137 games, 2000-03	555
3. Harriet Brumfield, 3.5 pg, 119 games, 1982-85	422
4. Tiffany Clarke, 2.7 pg, 132 games, 2010-13	361
5. Carla Thomas, 2.8 pg, 130 games, 2004-07	360
6. Christina Foggie, 3.0 pg, 112 games, 2011-14	343
7. Karen Booker, 2.8 pg, 119 games, 1984-87	334
8. Dee Davis, 2.6 pg, 126 games, 2004-07	332
9. Donna Harris, 2.3 pg, 129 games, 1990-94	303
10. Ashley McElhiney, 2.3 pg, 132 games, 2000-03	298

## Free Throws Attempted

1. Wendy Scholtens, 6.4 pg, 122 games, 1988-91	785
2. Chantelle Anderson, 5.5 pg, 137 games, 2000-03	751
3. Karen Booker, 5.4 pg, 119 games, 1984-87	641
4. Harriet Brumfield, 5.2 pg, 119 games, 1982-85	623
5. Tiffany Clarke, 4.4 pg, 132 games, 2010-13	580
6. Christina Foggie, 4.1 pg, 112 games, 2011-14	456
7. Carla Thomas, 3.4 pg, 130 games, 2004-07	447
8. Barbara Brackman, 3.7 pg, 116 games, 1982-85	432
9. Ashley Earley, 3.1 pg, 135 games, 2002-05	421
10. Dee Davis, 3.3 pg, 126 games, 2004-07	413

## Free Throw Percentage

(min. 160 FTM)

1. Wendy Scholtens (681-785), 1988-91	868
2. Merideth Marsh (244-288), 2007-10	847
3. Jasmine Lister (276-335), 2011-2014	824
4. Ashley McElhiney (298-370), 2000-03	805
5. Carla Thomas (360-447), 2004-07	805
6. Dee Davis (332-413), 2004-07	804
7. Christina Wirth (195-246), 2006-09	793
8. Julie Powell (195-247), 1991-94	789
9. Donna Harris (303-393), 1990-94	771
10. Jackie Cowan (273-359), 1983-86	760
11. Rhonda Blades (252-332), 1992-95	759

## Rebounds

1. Wendy Scholtens, 10.4 pg, 122 games, 1988-91	1272
2. Karen Booker, 9.2 pg, 119 games, 1984-87	1096
3. Harriet Brumfield, 9.0 pg, 119 games, 1982-85	1067
4. Zuzi Klimesova, 7.3 pg, 132 games, 1999-00	964
5. Heidi Gillingham, 6.8 pg, 128 games, 1991-94	872
6. Tiffany Clarke, 6.6 pg, 132 games, 2010-13	867
7. Jenni Benningfield, 6.3 pg, 136 games, 2001-04	851
8. Na'Sheema Hillmon, 6.7 pg, 125 games, 1995-98	843
9. Barbara Brackman, 7.2 pg, 116 games, 1982-85	834
10. Chantelle Anderson, 6.0 pg, 137 games, 2000-03	822
11. Ashley Earley, 6.0 pg, 135 games, 2002-05	811

## Assists

1. Dee Davis, 5.8 pg, 126 games, 2004-07	730
2. Ashley McElhiney, 5.1 pg, 132 games, 2000-03	673
3. Jasmine Lister, 4.6 pg, 129 games, 2011-2014	447
4. Jence Rhoads, 4.2 pg, 130 games, 2008-11	547
5. Ginger Jared, 3.9 pg, 132 games, 1993-96	516
6. Rhonda Blades, 3.8 pg, 132 games, 1992-95	505
7. Ashley Smith, 5.1 pg, 90 games, 1998-00	459
8. Deborah Denton, 3.8 pg, 117 games, 1986-89	445
9. Allison Floyd, 4.4 pg, 102 games, 1978-81	444
10. Cathy Bender, 3.9 pg, 105 games, 1979-82	410

## Steals

1. Deborah Denton, 2.9 pg, 117 games, 1986-89	338
2. Karen Booker, 2.5 pg, 119 games, 1984-87	293
3. Donna Atkinson, 2.5 pg, 116 games, 1983-86	286
4. Cathy Bender, 2.6 pg, 105 games, 1979-82	277
5. Jade Huntington, 2.2 pg, 119 games, 1989-92	263
6. Dee Davis, 1.9 pg, 126 games, 2004-07	241
7. Jackie Cowan, 2.0 pg, 116 games, 1983-86	235
8. Jennifer Risper, 1.8, 120 games, 2006-09	221
9. Rhonda Blades, 1.7 pg, 132 games, 1992-95	218
10. Wendy Scholtens, 1.7 pg, 122 games, 1988-91	211

## Blocked Shots

1. Heidi Gillingham, 3.2 pg, 128 games, 1991-94	413
2. Angela Gorsica, 2.9 pg, 127 games, 1994-97	368
3. Wendy Scholtens, 1.8 pg, 122 games, 1988-91	217
4. Chantelle Anderson, 1.3, 137 games, 2000-03	181
5. Carolyn Peck, 1.5 pg, 117 games, 1985-88	180
6. Carla Thomas, 1.1 pg, 130 games, 2004-07	144
7. Tiffany Clarke, 1.0 pg, 132 games, 2010-13	137
8. Mara Cunningham, 1.0 pg, 125 games, 1991-96	128
9. Karen Booker, 1.1 pg, 119 games, 1984-87	127
10. Harriet Brumfield, 0.9 pg, 119 games, 1982-85	112
11. Na'Sheema Hillmon, 0.8 pg, 125 games, 1995-98	105

## 40-Minute Games

(List includes players who completed all 40 minutes of regulation)

1. Ashley McElhiney, 2000-03	38
T-2. Jasmine Lister, 2011-2014	34
T-2. Donna Atkinson, 1983-86	34
4. Christina Wirth, 2006-09	29
5. Wendy Scholtens, 1988-91	25
6. Merideth Marsh, 2007-10	14
7. Allison Floyd, 1978-81	13
8. Dee Davis, 2004-07	12
T-9. Zuzi Klimesova, 1999-02	11
T-9. Jence Rhoads, 2008-11	11
T-9. Caroline Williams, 2004-07	11



# TEAM GAME RECORDS

## Vanderbilt Top 5 - Single-Game Team Records

### Points

124 ..... vs. Oral Roberts, 1993  
 121 ..... vs. Evansville, 1994  
 116 ..... vs. Hampton, 1999  
 114 ..... vs. Southern, 1987  
 114 ..... vs. Louisville, 1986

### Field Goals

49 ..... vs. Tennessee Tech, 1984  
 46 ..... vs. Evansville, 1994  
 46 ..... vs. Oral Roberts, 1993  
 45 ..... vs. Evansville, 1990  
 45 ..... vs. Louisville, 1986  
 45 ..... vs. Western Kentucky, 1982

### Field Goals Attempts

96 ..... vs. Mississippi State, 1985  
 94 ..... vs. Tennessee Tech, 1981  
 92 ..... vs. Memphis State, 1986  
 92 ..... vs. Xavier, 1986  
 91 ..... vs. Rice, 1982

### Field Goal Percentage

76.2 (32-42) ..... vs. Alabama, 2007  
 72.5 (29-40) ..... vs. Arkansas, 2003  
 71.4 (35-49) ..... vs. Western Ky, 2002  
 70.7 (29-41) ..... vs. Kansas, 1990  
 70.2 (40-57) ..... vs. Portland St., 2001  
 70.2 (40-57) ..... vs. Kentucky, 2001

### 3-Pointers

15 ..... vs. Oral Roberts, 1993  
 14 ..... vs. William & Mary, 2005  
 14 ..... vs. Murray State, 2001  
 14 ..... vs. Florida, 1994  
 13 ..... 3x, last vs. Florida, 2009

### 3-Point Attempts

33 ..... vs. Virginia, 2013 (neutral)  
 33 ..... vs. Texas Tech, 1994  
 32 ..... vs. Oral Roberts, 1993  
 30 ..... at Tennessee, 2009  
 29 ..... vs. Florida, 1994  
 28 ..... vs. Maryland, 2009  
 28 ..... vs. Auburn, 2009  
 28 ..... vs. DePaul, 1995  
 28 ..... vs. Florida Atlantic, 2006

### Free Throws Made

41 ..... vs. Western Kentucky, 1989  
 35 ..... vs. Western Kentucky, 1984  
 35 ..... vs. Mississippi State, 1982  
 34 ..... vs. Morehead State, 1990  
 34 ..... vs. Tennessee State, 1982

### Free Throws Attempts

52 ..... vs. Western Kentucky, 1989  
 49 ..... vs. Mississippi State, 1982  
 46 ..... vs. Illinois, 1986  
 46 ..... vs. Western Kentucky, 1984  
 43 ..... vs. Massachusetts, 1995  
 43 ..... vs. Georgia, 1987

### Rebounds

71 ..... vs. Tennessee State, 1985  
 68 ..... vs. Mississippi State, 1985  
 67 ..... vs. Alabama, 1992  
 64 ..... vs. Louisiana State, 1995  
 64 ..... vs. Lipscomb, 1990

### Assists

37 ..... vs. Mississippi State, 1995  
 37 ..... vs. Oral Roberts, 1993  
 36 ..... vs. Northern Illinois, 1985  
 35 ..... vs. Portland State, 2001  
 34 ..... vs. Evansville, 1994  
 34 ..... vs. Mississippi State, 1993

### Turnovers

41 ..... vs. Florida A&M, 1980  
 37 ..... vs. UCLA, 1996  
 36 ..... vs. Georgia Tech, 1980  
 34 ..... vs. Georgia Tech, 1982  
 34 ..... vs. Tennessee Tech, 1979

### Blocked Shots

18 ..... vs. Tennessee State, 1992  
 16 ..... vs. Middle Tennessee, 1992  
 16 ..... vs. Tennessee State, 1987  
 15 ..... vs. Manhattan, 1996  
 15 ..... vs. Middle Tennessee, 1991

### Steals

27 ..... vs. Belmont, 1984  
 25 ..... vs. UCLA, 1996  
 24 ..... vs. Alabama State, 1992  
 24 ..... vs. Austin Peay, 1989  
 22 ..... vs. Princeton, 2000  
 22 ..... vs. Tennessee State, 1989  
 22 ..... vs. New Mexico State, 1987  
 22 ..... vs. Murray State, 1981  
 22 ..... vs. Lipscomb, 1981

### Points in a Half

66 ..... vs. Quinnipiac (2nd), 2010

## Opponent Top 5 - Single-Game Team Records

### Points

111 ..... Auburn, 1987  
 106 ..... Tennessee, 1998  
 106 ..... Kentucky, 1983  
 104 ..... Tennessee, 1988  
 102 ..... Alabama, 1999

### Field Goals

43 ..... Kentucky, 1983  
 42 ..... Duke, 2011-12  
 41 ..... Georgia, 1981  
 41 ..... Alabama, 1981  
 40 ..... four times

### 3-Pointers

16 ..... Harvard, 1996  
 12 ..... Tennessee, 2015  
 12 ..... Temple, 2002  
 12 ..... Mississippi State, 2005  
 11 ..... St. Louis, 2015  
 11 ..... Duke, 2014  
 11 ..... Tennessee, 2004  
 11 ..... Tennessee, 2003  
 11 ..... Mississippi, 2001  
 11 ..... Arkansas, 2001  
 11 ..... Nichols State, 1995  
 11 ..... Grambling, 1994

### 3-Point Attempts

40 ..... St. Louis, 2015  
 36 ..... Green Bay, 2015  
 34 ..... Howard, 2001  
 33 ..... USC Upstate, 2011-22  
 33 ..... Harvard, 2003  
 33 ..... Grambling, 1994  
 31 ..... South Alabama, 2003  
 31 ..... Villanova, 1998  
 31 ..... Evansville, 1994

### Free Throws

40 ..... Alabama, 1999  
 37 ..... Tennessee, 1997  
 33 ..... Kentucky, 2011  
 32 ..... Georgia, 2007  
 31 ..... Loyola (CA), 1991  
 29 ..... DePaul, 1998  
 29 ..... Tennessee, 1994

### Free Throws Attempts

48 ..... Kentucky, 2011  
 47 ..... Alabama, 1999  
 45 ..... Tennessee, 1997  
 42 ..... Tennessee, 1982  
 42 ..... Georgia, 2007  
 40 ..... Middle Tennessee, 1984

### Rebounds

69 ..... Auburn, 1979  
 66 ..... Mississippi State, 1982  
 64 ..... Georgia Tech, 1979  
 63 ..... Washington, 1997  
 62 ..... three times

### Assists

35 ..... Alabama, 1981  
 29 ..... Ole Miss, 1986  
 28 ..... Duke, 2011-12  
 28 ..... Tennessee, 1986  
 27 ..... Tennessee, 1983  
 27 ..... Tennessee, 1982  
 27 ..... Tennessee, 1982

### Turnovers

41 ..... Tennessee State, 1989  
 40 ..... East Carolina, 1989  
 39 ..... Illinois, 1986  
 38 ..... Dartmouth, 1984  
 37 ..... Austin Peay, 1989  
 37 ..... Alabama-B'ham, 1987

### Blocked Shots

11 ..... Auburn, 2006  
 10 ..... George Washington, 1999  
 10 ..... UConn, 2015  
 10 ..... Notre Dame, 2009  
 9 ..... Arkansas, 2011-12  
 9 ..... Auburn, 2005  
 9 ..... Miami, 2003  
 9 ..... Florida, 2004

### Steals

22 ..... UCLA, 1996  
 21 ..... Florida A&M, 1980  
 21 ..... Tennessee Tech, 1979  
 19 ..... DePaul, 1996  
 19 ..... Tennessee, 1982  
 19 ..... Mississippi State, 1981  
 19 ..... Memphis State, 1980



# TEAM SEASON RECORDS

## Vanderbilt Top 5 - Single-Season Team Records

<b>Field Goals</b>	<b>Rebounds</b>
1101 ..... 1981-82	1611 ..... 1994-95
1084 ..... 1994-95	1484 ..... 1986-87
1081 ..... 1986-87	1467 ..... 1981-82
1053 ..... 1985-86	1415 ..... 1985-86
1029 ..... 1989-90	1386 ..... 1989-90

<b>Field Goal Attempts</b>	<b>Rebound Average</b>
2396 ..... 1981-82	50.8 ..... 1977-78
2386 ..... 1986-87	46.0 ..... 1994-95
2247 ..... 1985-86	45.6 ..... 1985-86
2234 ..... 1983-84	45.0 ..... 1986-87
2167 ..... 1994-95	43.5 ..... 1987-88

<b>Field Goal Percentage</b>	<b>Assists</b>
.545 ..... 2000-01	709 ..... 2000-01
.521 ..... 2001-02	676 ..... 1994-95
.513 ..... 2002-03	666 ..... 1993-94
.506 ..... 2006-07	613 ..... 2006-07
.506 ..... 1989-90	605 ..... 2001-02

<b>3-Pointers</b>	<b>Steals</b>
220 ..... 1993-94	439 ..... 1986-87
218 ..... 2007-08	401 ..... 1983-84
214 ..... 2008-09	383 ..... 1989-90
210 ..... 2000-01	376 ..... 1985-86
209 ..... 2x, last 2006-07	355 ..... 2008-09

<b>3-Point Attempts</b>	<b>Blocked Shots</b>
602 ..... 2008-09	196 ..... 1991-92
572 ..... 2007-08	193 ..... 1994-95
551 ..... 1993-94	189 ..... 1995-96
534 ..... 2009-10	188 ..... 1990-91
531 ..... 2002-03	172 ..... 1996-97

<b>3-Point Percentage</b>	<b>Points</b>
.464 ..... 1989-90	2825 ..... 1994-95
.437 ..... 2006-07	2698 ..... 1989-90
.429 ..... 1990-91	2684 ..... 2001-02
.417 ..... 2000-01	2664 ..... 1986-87
.400 ..... 2013-14	2657 ..... 1981-82

<b>Free Throws</b>	<b>Point Average</b>
575 ..... 1989-90	81.9 ..... 1985-86
544 ..... 1994-96	80.7 ..... 1986-87
541 ..... 1988-89	80.7 ..... 1994-95
531 ..... 2001-02	80.4 ..... 1993-94
502 ..... 1986-87	80.1 ..... 1988-89

<b>Free Throw Attempts</b>	<b>Personal Fouls</b>
778 ..... 1994-95	653 ..... 2006-07
755 ..... 1989-90	618 ..... 2007-08
751 ..... 1986-87	611 ..... 1981-82
729 ..... 1983-84	607 ..... 1999-00
708 ..... 1993-94	606 ..... 1983-84

<b>Free Throw Percentage</b>	<b>Fouled Out</b>
.770 ..... 1988-89	25 ..... 1981-82
.765 ..... 2005-06	25 ..... 1983-84
.763 ..... 2001-02	24 ..... 1980-81
.762 ..... 1989-90	24 ..... 1982-83
.752 ..... 2x, last 2006-07	23 ..... 1985-86

## Opponent Top 5 - Single-Season Team Records

<b>Field Goals</b>	<b>Rebounds</b>
1070 ..... 1981-82	1576 ..... 1981-82
908 ..... 1989-90	1417 ..... 1986-87
906 ..... 1986-87	1398 ..... 1983-84
905 ..... 1983-84	1325 ..... 1985-86
902 ..... 1980-81	1310 ..... 1980-81

<b>Field Goal Attempts</b>	<b>Rebound Average</b>
2529 ..... 1981-82	46.9 ..... 1977-78
2235 ..... 1989-90	46.8 ..... 1980-81
2191 ..... 1986-87	46.4 ..... 1981-82
2149 ..... 1983-84	43.7 ..... 1983-84
2125 ..... 1994-95	43.5 ..... 1979-80

<b>Field Goal Percentage</b>	<b>Assists</b>
.474 ..... 1990-81	461 ..... 2000-01
.453 ..... 1982-83	448 ..... 2009-10
.448 ..... 1984-85	441 ..... 2003-04
.442 ..... 2013-14	441 ..... 2002-03
.423 ..... 1981-82	435 ..... 2013-14

<b>3-Pointers</b>	<b>Steals</b>
189 ..... 2003-04	409 ..... 1981-82
186 ..... 2002-03	379 ..... 1989-90
178 ..... 2000-01	305 ..... 1986-87
172 ..... 1993-94	296 ..... 2003-04
172 ..... 2014-15	294 ..... 2006-07

<b>3-Point Attempts</b>	<b>Blocked Shots</b>
589 ..... 2003-04	123 ..... 2013-14
577 ..... 2014-15	111 ..... 2009-10
568 ..... 2009-10	111 ..... 2007-08
555 ..... 2002-03	102 ..... 2003-04
551 ..... 2007-08	99 ..... 2011-12
	97 ..... 2010-11

<b>3-Point Percentage</b>	<b>Points</b>
.372 ..... 2000-01	2550 ..... 1981-82
.367 ..... 1988-89	2311 ..... 1989-90
.345 ..... 1989-90	2244 ..... 1983-84
.344 ..... 1990-91	2215 ..... 1986-87
.342 ..... 1995-96	2209 ..... 1993-94

<b>Free Throws</b>	<b>Point Average</b>
491 ..... 2006-07	77.3 ..... 1980-81
447 ..... 1999-00	75.0 ..... 1981-82
434 ..... 1983-84	74.9 ..... 1982-83
425 ..... 3x, last in 2007-08	73.7 ..... 1984-85
	70.6 ..... 1979-80

<b>Free Throw Attempts</b>	<b>Personal Fouls</b>
715 ..... 2006-07	682 ..... 1981-82
676 ..... 1999-00	678 ..... 1994-95
651 ..... 1983-84	677 ..... 2013-14
627 ..... 1981-82	670 ..... 2001-02
624 ..... 1986-87	647 ..... 1983-84

<b>Free Throw Percentage</b>	<b>Fouled Out</b>
.725 ..... 1997-98	27 ..... 1981-82
.723 ..... 2002-03	25 ..... 1985-86
.713 ..... 1993-94	23 ..... 1989-90
.704 ..... 2003-04	22 ..... 1982-83
.704 ..... 2003-04	19 ..... 2010-11



# MISCELLANEOUS RECORDS

## Overtime Games (25-16)

2014-15	vs. Green Bay, W, 68-64, 11-17-14
	vs. Florida, W, 76-75, 2-19-15
2013-14	at James Madison, W, 89-85, 12-18-13
2011-12	vs. Florida, W, 75-69, 2-16-12
	vs. South Carolina, L, 60-65, 1-22-12
2010-11	at South Carolina, W 74-60, 2-27-11
	at Florida (2OT), W, 103-97, 2-06-11
2009-10	vs. DePaul (NCAA), W 83-76, 3-21-10
	vs. Arkansas (SECT), W 65-64, 3-4-10
	vs. Western Kentucky, W 79-73, 12-6-09
2008-09	vs. Arkansas, W 72-61, 1-29-09
2007-08	at Indiana State, L 72-77, 11-14-07
2005-06	at Arkansas, L 51-52, 1-8-06
2004-05	at Georgia, W 66-59, 2-28-05
	at Mississippi State (2OT), W 106-98, 2-3-05
2003-04	vs. Louisville, W 73-68, 11-29-03
	vs. South Alabama, W 64-62, 11-21-03
2002-03	vs. Boston College, L 85-86, 3-24-03
1999-00	vs. Kansas (2OT), W 71-69, 3-18-00
	vs. Kentucky, W 60-55, 1-13-00
1998-99	vs. Western Kentucky, L 86-90, 12-31-98
	at George Washington (2OT), W 80-72, 12-22-98
1997-98	vs. UC-Santa Barbara, L 71-76, 3-14-98
	at Arkansas, W 85-80, 1-18-98
1996-97	vs. Tennessee, L 79-92, 1-19-97
1995-96	vs. Purdue, W 80-77, 1-6-96
1994-95	at Arkansas, L 71-73, 2-19-95
	at Texas Tech, L 81-86, 11-20-94
1989-90	vs. Auburn (2OT), L 93-96, 1-20-90
1986-87	vs. Louisiana State, L 79-81, 2-1-87
1985-86	vs. Illinois, W 83-75, 11-29-85
1984-85	vs. Alabama (Athens, Ga. - SEC), W 87-75, 3-8-85
1983-84	at Mississippi, L, 72-82, 12-3-83
	vs. Syracuse (Hanover, NH), W 89-82, 11-28-83
1982-83	at Middle Tennessee, L 66-73, 2-16-83
1981-82	vs. Tennessee-Chattanooga, W 85-77, 2-23-82
1980-81	vs. Southern Illinois, W 85-83, 12-12-80
1978-79	vs. Auburn (2OT), L 85-86, 1-29-79
	vs. Georgia Tech, L 67-69, 11-25-78
1977-78	vs. Austin Peay, W 75-70, 2-7-78
	vs. Murray State, L 78-80, 12-7-78

## Overtime Games at Home (11-8)

2014-15	vs. Green Bay, W, 68-64
2011-12	vs. Florida, W, 75-69
	vs. South Carolina, L, 60-65
2009-10	Western Kentucky, W, 79-73
2008-09	Arkansas, W, 72-61
2003-04	Louisville, W, 73-68
1999-00	Kentucky, W, 60-55
1998-99	Western Kentucky, L, 86-90
1996-97	Tennessee, L, 79-92
1995-96	Purdue, W, 80-77
1989-90	Auburn (2OT), L, 93-96
1986-87	Louisiana State, L, 79-81
1985-86	Illinois, W, 83-75
1981-82	Tennessee-Chattanooga, W, 85-77
1980-81	Southern Illinois, W, 85-83
1978-79	Georgia Tech, L, 67-69
	Auburn (2OT), L, 85-86
1977-78	Murray State, L, 78-80
	Austin Peay, W, 75-70

## Overtime Games on the Road (7-6)

2014-15	vs. Florida, W, 76-75, 2-19-15
2013-14	at James Madison, W, 89-85, 12-18-13
2010-11	at South Carolina, W 74-60, 2-27-11
	at Florida (2OT), W, 103-97, 2-06-11
2007-08	at Indiana State, L 72-77
2005-06	at Arkansas, L 51-52
2004-05	at Georgia, W 66-59
	at Mississippi State (2OT), W 106-98
1998-99	at George Washington (2OT), W, 80-72
1997-98	at Arkansas, W, 85-80

1994-95	at Texas Tech, L, 81-86
	at Arkansas, L, 71-73
1983-84	at Mississippi, L, 72-82
1982-83	at Middle Tennessee, L, 66-73

## Double-Digit Games

Player	In Pts.	In Rbs.	Pts or Rbs	Seasons
Chantelle Anderson	129	15	144	2000-03
Zuzi Klimesova	104	32	132	1999-02
Heidi Gillingham	89	24	128	1991-94
Sheri Sam	77	22	122	1993-96
Wendy Scholtens	115	67	122	1988-91
Karen Booker	77	53	119	1984-87
Harriet Brumfield	106	57	119	1982-85
Jackie Cowan	100	20	116	1983-86
Donna Atkinson	93	-	116	1983-86
Barbara Brackman	81	34	116	1982-85

## Games Played

(for Vanderbilt only)

137	Jessica Mooney, 2007-10
137	Chantelle Anderson, 2000-03
136	Jenni Benningfield, 2002-05
135	Ashley Earley, 2002-05
135	Christina Wirth, 2006-09
134	Merideth Marsh, 2007-10
132	Tiffany Clarke, 2010-13
132	Ashley McElhiney, 2002-03
132	Jillian Danker, 1999-02
132	Zuzi Klimesova, 1999-02
132	Ginger Jared, 1993-96
132	Rhonda Blades, 1992-95
130	Jence Rhoads, 2008-11
130	Carla Thomas, 2004-07

## NCAA Tournament Games

(for Vanderbilt only)

14	Ginger Jared, 1993-96
13	Jenni Benningfield, 2001-04
13	Angela Gorsica, 1994-97
13	Rhonda Blades, 1992-95
13	Heidi Gillingham, 1991-94
13	Julie Powell, 1991-94
12	Chantelle Anderson, 2000-03
12	Ashley McElhiney, 2002-03
12	Donna Harris, 1990-94
12	Shelley Jarrard, 1990-93
12	Misty Lamb, 1990-93

## In Winning Games

106	Ginger Jared, 1993-96
105	Rhonda Blades, 1992-95
102	Ashley Earley, 2002-05
102	Jessica Mooney, 2007-10
102	Abi Ramsey, 2002-05
101	Jenni Benningfield, 2001-04
100	Merideth Marsh, 2007-10
100	Christina Wirth, 2006-09
100	Mara Cunningham, 1992-96
97	Chantelle Anderson, 2000-03
97	Carla Thomas, 2004-07
96	Heidi Gillingham, 1991-94
95	Sheri Sam, 1993-96
95	Dee Davis, 2004-07
94	Ashley McElhiney, 2000-03
94	Misty Lamb, 1990-93



# MISCELLANEOUS RECORDS

## 100-point games (45)

2-6-11	103-97	at Florida (20T)
11-26-10	111-53	vs. Quinnipiac
11-23-07	104-43	vs. Belmont
3-2-07	105-77	vs. Florida
12-20-06	109-40	vs. Lipscomb
11-20-06	102-75	vs. Texas A&M-CC
2-3-05	106-98	at Mississippi State (OT)
11-26-04	108-53	vs. Rhode Island
11-19-04	102-47	vs. St. Francis (Pa.)
12-22-02	101-77	at Tennessee Martin
12-31-01	106-64	vs. Canisius
11-21-01	102-83	at Western Kentucky
1-4-01	103-67	vs. Howard
12-17-00	107-51	vs. UNC-Asheville
11-29-98	116-46	vs. Hampton
3-15-96	100-83	vs. Harvard
12-28-95	111-40	vs. Wingate
2-21-95	105-46	vs. Towson
2-14-95	100-40	vs. Nicholls
1-31-95	107-72	vs. DePaul
1-29-95	107-60	vs. Mississippi State
12-10-94	101-52	vs. Manhattan
1-7-94	121-64	vs. Evansville
12-30-93	107-68	at Harvard
12-7-93	103-44	vs. Texas Southern
1-17-93	108-44	vs. Mississippi State
1-14-93	124-58	vs. Oral Roberts
12-21-91	100-59	vs. Eastern Illinois
12-3-91	104-62	vs. Texas-Arlington
12-31-90	111-60	vs. Austin Peay
11-30-89	111-66	vs. Evansville
12-10-88	100-89	vs. Western Kentucky
1-23-88	102-56	vs. Louisville
2-22-87	100-62	vs. Indiana-Purdue PLS
1-29-87	110-60	vs. North Alabama
12-14-86	114-45	vs. Southern
11-28-86	101-70	vs. Mississippi Valley
2-18-86	114-76	vs. Louisville
2-12-86	100-47	vs. Alabama-Huntsville
2-9-86	112-54	vs. Cheyney State
12-29-85	102-53	vs. Southwest Missouri
12-7-85	100-55	vs. Xavier
1-27-84	106-70	vs. University of DC
12-13-83	111-80	vs. Tennessee Tech
12-4-81	101-91	vs. Western Kentucky

## Opponent 100-point games

2-21-99	59-102	at Alabama
2-28-98	45-106	vs. Tennessee
1-17-88	67-104	at Tennessee
2-18-87	67-111	at Auburn
1-23-83	85-106	by Kentucky

## Widest Margin of Victory

+71	111-40 vs. Wingate, 12-28-95
+70	116-46 vs. Hampton, 11-29-98
+69	109-40 vs. Lipscomb, 12-20-06
+69	114-45 vs. Southern, 12-14-86
+67	97-30 vs. Austin Peay, 11-30-88
+66	124-58 vs. Oral Roberts, 1-13-93
+65	86-21 vs. Sewanee, 1-78
+64	108-44 vs. Mississippi State, 1-17-93
+61	104-43 vs. Belmont, 11-23-07
+59	92-33 vs. Tennessee State, 12-13-88
+59	103-44 vs. Texas Southern, 12-7-93
+58	111-53 vs. Quinnipiac, 11-26-10
+58	112-54 vs. Cheyney State, 2-9-86
+57	86-29 vs. UT Martin, 12-21-08
+57	121-64 vs. Evansville, 1-7-94
+56	107-51 vs. UNC-Asheville, 12-17-00
+55	92-37 vs. Lipscomb, 12-22-07

+55	102-47 vs. St. Francis (Pa.), 11-19-04
+55	108-53 vs. Rhode Island, 11-26-04
+55	84-29 vs. Eastern Illinois, 1-2-00
+55	85-30 vs. Princeton, 12-21-99
+55	95-40 vs. Coppin State, 12-12-99
+54	91-37 vs. New Orleans, 12-30-04
+51	4x, last was 92-41 vs. Mississippi State, 1-3-13

## Widest Margin of Defeat

-61	45-106 vs. Tennessee, 2-28-98
-44	67-111 vs. Auburn, 2-18-87
-43	59-102 at Alabama, 2-21-99
-40	47-87 vs. Western Kentucky, 11-17-80
-39	52-91 vs. UConn, 11-29-14
-37	67-104 vs. Tennessee, 1-17-88
-36	53-89 at Tennessee, 2-18-99
-32	57-89 vs. Auburn, 2-28-88
-31	51-82 vs. Michigan State, 1-15-97
-30	49-79 vs. Tennessee, 3-1-15
-28	70-98 vs. Tennessee, 1-12-83
-28	53-81 at Tennessee, 2-10-14

## Highest Scoring Margins By Half

### First Half

46	52-6 vs. Savannah State, 1-5-2004
43	56-13 vs. Wisconsin-Milwaukee, 12-10-2002
40	54-14 vs. Towson State, 2-21-1995
38	55-17 vs. Western Illinois, 11-14-2011
38	51-13 vs. Eastern Kentucky, 1-3-1996
38	60-22 vs. Southern, 12-14-1986
37	54-17 vs. Louisville, 1-23-1988
37	61-24 vs. Oral Roberts, 1-14-1993

### Second Half

43	61-18 vs. Princeton, 12-21-99
42	66-24 vs. Quinnipiac, 11-26-10
40	58-18 vs. Fordham, 11-27-99
38	60-22 vs. APSU, 11-27-09
37	54-17 vs. Nicholls State, 2-14-95
36	57-21 vs. New Orleans, 12-30-04
36	55-19 vs. Alabama State, 11-22-91
36	62-26 vs. Lipscomb, 12-20-06
35	58-28 vs. Wingate, 12-28-95
35	57-22 vs. Hampton, 11-29-98



# YEARLY RESULTS



Vanderbilt's **Marqu'ees Webb** has led the Commodores in field goal percentage in each of the past two seasons.

Despite a series of injuries, Webb saw action in 27 games (17 starts) last season, and ranked second on the team in rebounding (4.9) and third in scoring (8.0).

Webb scored in double figures in 10 games, including the final five games of the season, and posted three double-doubles.

**2014-15 COMMODORES**  
 15-16 OVERALL (.483), 5-11 (.312) SEC/T-11TH  
 H: 9-6; A: 4-7; N: 2-3  
 COACH: MELANIE BALCOMB

## ROSTER

No.	Name	Pos.	Ht.	Year	Hometown
01	Rebekah Dahliman	G	5-9	R-Fr.	Braham, Minn.
03	Rachel Bell	G	5-10	Fr.	Cumberland Furnace, Tenn.
10	K. Caron-Goudreau	F	6-3	Fr.	Gatineau, Quebec
13	A. Caron-Goudreau	F	6-3	Fr.	Gatineau, Quebec
15	Jasmine Jenkins	G	5-8	Jr.	Gainesville, Ga.
21	Heather Bowe	F	6-0	Jr.	Eau Claire, Wis.
22	Marqu'ees Webb	F	6-1	So.	Hoover, Ala.
24	Kristen Gaffney	F	6-1	R-So.	Cary, N.C.
25	Morgan Batey	G	5-10	Jr.	Atlanta, Ga.
33	Christa Reed	G	5-11	Fr.	Bay St. Louis, Miss.
35	Kendall Shaw	C	6-4	R-So.	Mont Belvieu, Texas
41	Paris Kea	G	5-8	Fr.	Greensboro, N.C.
44	Rayte'a Long	F	6-0	Jr.	Dayton, Ohio

## SEASON STATISTICS

Name	PPG	RPG	APG	FG Pct.	FT Pct.
Rebekah Dahliman	10.3	4.0	1.7	.402	.755
Morgan Batey	8.5	5.2	2.0	.510	.774
Marqu'ees Webb	8.0	4.9	0.7	.595	.622
K. Caron-Goudreau	7.0	2.0	1.0	.273	.625
Rachel Bell	7.0	2.0	0.7	.375	.833
Heather Bowe	7.0	3.6	0.9	.522	.692
Paris Kea	6.9	2.4	3.0	.455	.639
Christa Reed	6.0	1.9	0.5	.385	.750
Kristen Gaffney	5.3	2.6	0.5	.509	.536
A. Caron-Goudreau	4.6	4.1	0.8	.393	.615
Jasmine Jenkins	3.9	2.3	2.7	.420	.619
Kendall Shaw	2.3	0.9	0.0	.471	.333
Rayte'a Long	1.4	1.3	0.4	.545	.467

## SEASON RESULTS

Date	Opponent	W/L	VU	Opp
11/14	BELMONT	W	65	58
11/17	GREEN BAY	W/OT	68	64
11/20	at Wisconsin	W	67	58
11/24	ST. LOUIS	W	75	57
11/28	vs. Minnesota (GSC*)	W	71	54
11/29	vs. No. 3/3 UConn (GSC*)	L	52	91
11/30	vs. Arizona State (GSC*)	L	67	72
12/03	MISS. VALLEY ST.	W	63	37
12/14	at Elon	W	66	50
12/18	at Marquette	L	67	80
12/21	DAYTON	L	67	71
12/29	JAMES MADISON	W	66	62
01/02	*at Texas A&M	L	61	75
01/05	*TENNESSEE	L	49	57
01/08	*at LSU	L	44	64
01/11	*MISSISSIPPI STATE	W	78	62
01/15	Alabama-Huntsville	W	74	51
01/18	*at Georgia	L	53	64
01/22	*ARKANSAS	W	55	53
01/25	*at Alabama	W	55	52
01/29	*at Mississippi State	L	44	69
02/01	*FLORIDA	L	58	67
02/05	*OLE MISS	W	58	54
02/08	*KENTUCKY	L	68	82
02/15	*at South Carolina	L	59	89
02/19	*at Florida	W/OT	76	75
02/22	*MISSOURI	L	51	54
02/26	*AUBURN	L	58	70
03/01	*at Tennessee	L	49	79
03/04	Alabama (SEC/Little Rock)	W	66	56
03/05	No. 11/12 Kentucky (SEC/Little Rock)	L	61	67

**2013-14 COMMODORES**  
 18-13 OVERALL (.580), 7-9 (.438) SEC/8TH  
 H: 12-5; A: 6-6; N: 0-2  
 COACH: MELANIE BALCOMB

## ROSTER

No.	Name	Pos.	Ht.	Year	Hometown
01	Rebekah Dahliman	G	5-9	Fr.	Braham, Minn.
03	Heather Bowe	F	6-0	So.	Eau Claire, Wis.
05	Kady Schrann	G	5-9	Jr.	York, Pa.
10	Christina Foggie	G	5-9	Sr.	Mount Laurel, N.J.
11	Jasmine Lister	G	5-4	Sr.	Corona, Calif.
15	Jasmine Jenkins	G	5-8	So.	Gainesville, Ga.
22	Marqu'ees Webb	F	6-1	Fr.	Hoover, Ala.
23	Kylee Smith	G	5-11	Fr.	Alpharetta, Ga.
24	Kristen Gaffney	F	6-1	R/Fr.	Cary, N.C.
25	Morgan Batey	G	5-10	So.	Atlanta, Ga.
35	Kendall Shaw*	C	6-4	6-4	Mont Belvieu, Texas
44	Rayte'a Long	F	6-0	6-0	Dayton, Ohio

\* Missed season due to injury

## SEASON STATISTICS

Name	PPG	RPG	APG	FG Pct.	FT Pct.
Christina Foggie	19.0	3.6	3.2	.456	.721
Jasmine Lister	13.7	3.5	4.7	.448	.862
Rebekah Dahliman	11.4	3.7	1.6	.432	.750
Marqu'ees Webb	7.1	4.0	0.8	.542	.589
Morgan Batey	6.5	5.3	1.6	.510	.681
Kylee Smith	6.3	3.5	0.8	.503	.712
Jasmine Jenkins	5.3	2.3	1.9	.411	.825
Heather Bowe	5.1	4.3	1.0	.415	.826
Kady Schrann	4.1	1.6	0.9	.403	.846
Kristen Gaffney	3.0	4.8	2.0	.333	.400
Rayte'a Long	1.8	2.3	0.5	.500	.778

## SEASON RESULTS

Date	Opponent	W/L	VU	Opp
11/08	APPALACHIAN STATE	W	96	53
11/11	WESTERN KENTUCKY	W	85	60
11/14	DELAWARE STATE	W	73	67
11/17	MARQUETTE	L	77	82
11/21	at No. 2/2 Duke	L	69	88
11/24	No. RV/24 Dayton	W	82	52
11/29	ELON (Thanksgiving)	W	88	66
11/30	WISCONSIN (Thanksgiving)	W	81	69
12/03	ETSU	W	92	71
12/15	at Hartford	W	65	56
12/18	at James Madison	W/OT	89	85
12/21	UNC-ASHEVILLE	W	83	57
12/30	at UAB	W	87	76
01/02	*No. 19/18 GEORGIA	W	66	58
01/05	*at No. 13/12 South Carolina	L	66	76
01/09	*at Auburn	W	74	65
01/12	*No. 8/8 TENNESSEE	W	74	63
01/16	*at Ole Miss	W	80	74
01/19	*No. 14/14 LSU	W	79	70
01/26	*No. 10/11 S. CAROLINA	L	57	61
01/30	*at Missouri	L	54	59
02/02	*No. 17/15 TEXAS A&M	W	71	69
02/10	*at No. 8/8 Tennessee	L	53	81
02/13	*AUBURN	L	62	68
02/16	*at Miss. State	L	62	64
02/20	*at Arkansas	W	56	50
02/23	*ALABAMA	L	62	66
02/27	*FLORIDA	L	68	73
03/02	*at Kentucky	L	63	65
03/06	Georgia (SEC/Duluth)	L	43	53
03/22	Arizona State (NCCA/Toledo)	L	61	69



# YEARLY RESULTS

## 2012-13 COMMODORES

21-12 OVERALL (.636), 9-7 (.563) SEC/7TH

H: 12-2; A: 7-7; N: 2-3

COACH: MELANIE BALCOMB

### ROSTER

No.	Name	Pos.	Ht.	Year	Hometown
03	Heather Bowe	F	6-0	Fr.	Eau Claire, Wis.
04	Maggie Morrison	F	5-8	So.	Millersville, Md.
05	Kady Schrann	G	5-9	So.	York, Pa.
10	Christina Foggie	G	5-9	Jr.	Mount Laurel, N.J.
11	Jasmine Lister	G	5-4	Jr.	Corona, Calif.
13	Nadine Ndirp	G	5-8	So.	Spring, Texas
15	Jasmine Jenkins	G	5-8	Fr.	Gainesville, Ga.
21	*Stephanie Holzer	C	6-4	RJr.	Newtown Square, Pa.
24	^Kristen Gaffney	G/F	6-1	Fr.	Cary N.C.
25	Morgan Batey	G	5-10	Fr.	Atlanta, Ga.
30	Elan Brown	G	6-0	Sr.	Atlanta, Ga.
32	Gabby Smith	G	5-10	Sr.	Cincinnati, Ohio
34	Tiffany Clarke	F	6-0	Sr.	Duluth, Ga.
35	Kendall Shaw	F	6-4	Fr.	Mont Belvieu, Texas
44	Rayte'a Long	F	6-0	Fr.	Dayton, Ohio
55	Clair Watkins	F	6-4	RFr.	Charlotte, N.C.

\* Missed regular season due to injury

^ Redshirt season due to injury

### SEASON STATISTICS

Name	PPG	RPG	APG	FG Pct.	FT Pct.
Tiffany Clarke	16.6	8.4	1.1	.515	.649
Christina Foggie	13.4	3.4	2.4	.390	.693
Jasmine Lister	12.2	3.0	5.1	.387	.865
Kady Schrann	6.4	2.2	1.3	.495	.808
Heather Bowe	6.2	4.3	0.8	.497	.820
Elan Brown	6.1	5.5	1.8	.375	.754
Kendall Shaw	3.5	2.0	0.3	.463	.667
Morgan Batey	2.4	3.1	0.9	.361	.667
Jasmine Jenkins	2.3	2.4	1.3	.275	.647
Gabby Smith	1.6	1.1	0.7	.278	.833
Clair Watkins	1.5	0.9	0.1	.409	.500
Rayte'a Long	1.2	1.3	0.3	.412	.773
Maggie Morrison	0.2	0.6	0.6	.143	.000
Nadine Ndirp	0.0	0.2	0.0	.000	.000

### SEASON RESULTS

Date	Opponent	W/L	VU	Opp
11/10	McNEESE STATE	W	82	71
11/12	at Lipscomb	W	62	45
11/15	UAB	W	69	54
11/18	at Dayton	L	66	71
11/23	vs. Virginia (San Juan, P.R. Shootout)	L	66	73
11/24	vs. Florida State (San Juan, P.R. Shootout)	L	59	73
11/28	AUSTIN PEAY	W	67	36
12/01	TENNESSEE TECH	W	77	50
12/04	at Western Kentucky	W	77	67
12/06	HARTFORD	W	67	45
12/16	at #12/13 Oklahoma	W	76	63
12/22	COLLEGE OF CHARLESTON	W	69	44
12/29	at USC	W	74	56
1/3	*MISSISSIPPI STATE	W	92	41
1/6	*at Ole Miss	W	76	57
1/10	*at #19/18 South Carolina	L	48	64
1/13	*ARKANSAS	W	78	58
1/20	*at LSU	L	51	54
1/24	*#9/9 TENNESSEE	L	75	83
1/27	*at Alabama	W	67	58
1/31	*at #16/16 Texas A&M	L	52	60
2/3	*OLE MISS	W	79	53
2/10	*#10/8 KENTUCKY	L	53	75
2/14	*MISSOURI	W	62	46
2/17	*at #12/10 Tennessee	L	64	83
2/21	*at Florida	W	68	57
2/24	*#10/13 TEXAS A&M	W	61	51
2/28	*AUBURN	W	59	44
3/3	*at #11/11 Georgia	L	50	55
3/7	vs. Missouri (SEC/Duluth)	W	53	40
3/8	vs. #7/7 Kentucky (SEC/Duluth)	L	65	76
3/23	vs. Saint Joseph's (NCAA/Storrs)	W	60	54
3/25	at #3/3 Connecticut (NCAA/Storrs)	L	44	77

## 2011-12 COMMODORES

23-10 OVERALL (.697), 9-7 (.563) SEC/7TH

H: 18-2; A: 4-7; N: 1-1

COACH: MELANIE BALCOMB

### ROSTER

No.	Name	Pos.	Ht.	Year	Hometown
03	Nadine Ndirp	G	5-8	Fr.	Spring, Texas
04	Maggie Morrison	G	5-8	Fr.	Millersville, Md.
05	Kady Schrann	G	5-9	Fr.	York, Pa.
10	Christina Foggie	G	5-9	So.	Mount Laurel, N.J.
11	Jasmine Lister	G	5-4	So.	Corona, Calif.
12	Jordan Coleman	F	5-11	Sr.	Lake Mary, Fla.
21	Stephanie Holzer	C	6-4	RSo.	Newtown Square, Pa.
30	Elan Brown	G	6-0	Jr.	Atlanta, Ga.
32	Gabby Smith	G	5-10	Jr.	Cincinnati, Ohio
34	Tiffany Clarke	F	6-0	Jr.	Duluth, Ga.
55	Clair Watkins	F	6-4	RFr.	Charlotte, N.C.

### SEASON STATISTICS

Name	PPG	RPG	APG	FG Pct.	FT Pct.
Christina Foggie	17.7	3.4	2.1	.450	.832
Jasmine Lister	12.5	2.8	5.3	.427	.837
Tiffany Clarke	11.1	7.2	0.8	.566	.600
Stephanie Holzer	11.0	7.5	1.0	.533	.667
Kady Schrann	6.7	1.8	1.6	.455	.808
Elan Brown	6.1	5.0	1.6	.388	.734
Maggie Morrison	4.3	2.9	1.2	.326	1.000
Clair Watkins	3.3	2.0	0.4	.483	.500
Jordan Coleman	1.7	3.3	1.0	.457	.714
Gabby Smith	1.6	1.0	0.8	.286	1.000
Nadine Ndirp	0.3	0.5	0.1	.143	.143

### SEASON RESULTS

Date	Opponent	W/L	VU	Opp
11/11	ALABAMA A&M	W	85	55
11/14	WESTERN ILLINOIS	W	95	51
11/16	USC UPSTATE	W	88	42
11/22	SAM HOUSTON STATE	W	79	56
11/25	LIPSCOMB (Thanksgiving)	W	81	39
11/26	#12/14 OKLAHOMA (Thanksgiving)	W	78	66
11/30	at Austin Peay	W	83	51
12/2	DENVER	W	77	56
12/4	HIGH POINT	W	70	54
12/7	at UT Martin	W	99	84
12/18	at NC State	L	59	66
12/22	FLORIDA STATE	W	64	59
12/29	WESTERN CAROLINA	W	81	36
1/5	*at rv/rv South Carolina	L	55	65
1/8	*OLE MISS	W	68	52
1/12	*AUBURN	W	66	58
1/15	*at #6/7 Tennessee	L	64	87
1/19	*at Arkansas	L	47	69
1/22	*rv/rv SOUTH CAROLINA	L/ot	60	65
1/26	*#17/15 GEORGIA	W	68	48
1/29	*rv/-- LSU	W	81	72
2/2	*at Auburn	W	66	61
2/5	*at Mississippi State	W	65	59
2/9	*#11/11 TENNESSEE	W	93	79
2/12	*at #21/20 Georgia	L	63	76
2/16	*FLORIDA	W/ot	75	69
2/20	*at #13/8 Kentucky	L	61	70
2/23	*at LSU	L	66	69
2/26	*ALABAMA	W	67	54
3/1	vs. Mississippi State (SEC/Nashville)	W	67	51
3/2	vs. #13/10 Tennessee (SEC/Nashville)	L	57	68
3/18	rv/rv MIDDLE TENN. (NCAA/Memorial)	W	60	46
3/20	#6/6 DUKE (NCAA/Memorial)	L	80	96

## 2010-11 COMMODORES

20-12 OVERALL (.625), 10-6 (.625) SEC/3RD

H: 12-3; A: 6-7; N: 2-2

COACH: MELANIE BALCOMB

### ROSTER

No.	Name	Pos.	Ht.	Year	Hometown
04	Angela Puleo	G	5-9	Jr.	Maryville, Tenn.
10	Christina Foggie	G	5-9	Fr.	Mount Laurel, N.J.
11	Jasmine Lister	G	5-4	Fr.	Corona, Calif.
12	Jordan Coleman	F	5-11	Jr.	Orlando, Fla.
15	Hannah Tuomi	F	6-1	Sr.	Thornton, Colo.
21	Stephanie Holzer	C	6-4	R-Fr.	Newtown Square, Pa.
22	Jence Rhoads	G	5-11	Sr.	Slippery Rock, Pa.
30	Elan Brown	G	6-0	So.	Atlanta, Ga.
32	Gabby Smith	G	5-10	So.	Cincinnati, Ohio
33	Rebecca Silinski	F	6-3	Sr.	Birmingham, Ala.
34	Tiffany Clarke	F	6-0	So.	Duluth, Ga.
44	Tori Jarosz	F	6-3	Fr.	Cortlandt Manor, N.Y.
45	Kayci Ferriss	C	6-7	Fr.	Carthage, Tenn.
55	^Clair Watkins	F	6-4	Fr.	Charlotte, N.C.

^ Redshirt season due to injury

### SEASON STATISTICS

Name	PPG	RPG	APG	FG Pct.	FT Pct.
Jasmine Lister	11.8	2.6	3.2	.391	.714
Jence Rhoads	11.7	4.9	4.8	.450	.612
Hannah Tuomi	11.2	6.0	1.6	.592	.736
Stephanie Holzer	11.1	6.0	0.4	.568	.759
Christina Foggie	9.9	2.5	2.0	.319	.758
Tiffany Clarke	7.6	5.4	0.5	.560	.611
Angela Puleo	5.0	1.6	1.4	.382	.808
Gabby Smith	4.0	1.7	1.4	.379	.862
Elan Brown	3.9	3.3	0.6	.362	.839
Rebecca Silinski	1.2	0.9	0.1	.333	.563
Jordan Coleman	0.9	2.4	0.4	.462	.571
Tori Jarosz	0.2	1.3	0.0	.000	.500

### SEASON RESULTS

Date	Opponent	W/L	VU	Opp
11/14	HOWARD	W	80	55
11/18	SAMFORD	W	70	60
11/21	at #16/14 Florida State	L	66	72
11/26	QUINNIPIAC (Thanks)	W	111	53
11/28	PRINCETON (Thanks)	W	74	68
12/1	at Bowling Green	L	68	79
12/5	at Denver	L	65	70
12/7	SOUTHERN ILLINOIS	W	81	68
12/9	UT MARTIN	W	72	60
12/19	at Duquesne	W	80	59
12/21	WESTERN KENTUCKY	W	74	48
12/29	vs. Delaware (Hilton-Blacksburg, Va.)	W	72	51
12/30	at Virginia Tech (Hilton Classic)	L	68	74
1/2	*at Ole Miss	L	67	72
1/6	*MISSISSIPPI STATE	W	65	44
1/9	*AUBURN	W	67	59
1/13	*at Alabama	W	82	66
1/15	*at #5/6 Tennessee	L	56	68
1/20	*#23/24 ARKANSAS	W	65	54
1/23	*at #19/19 Kentucky	L	68	78
1/30	*OLE MISS	W	71	42
2/3	*LSU	W	55	50
2/6	*at Florida	W2OT	103	97
2/10	*at #24/RV Georgia	W	69	59
2/13	*#4/4 TENNESSEE	L	57	65
2/17	*at Mississippi State	W	74	62
2/20	*#19/19 KENTUCKY	L	71	80
2/24	*FLORIDA	L	69	74
2/27	*at South Carolina	WOT	74	60
3/4	vs. Miss. State (SEC/Nashville)	W	69	55
3/5	vs. #16/16 Kentucky (SEC/Nashville)	L	56	69
3/20	vs. RV/RV Louisville (NCAA/Cincinnati)	L	62	81



# YEARLY RESULTS

## 2009-10 COMMODORES

23-11 OVERALL (.676), 9-7 (.562) SEC/5TH

H: 12-4; A: 8-6; N: 3-1

COACH: MELANIE BALCOMB

### ROSTER

No.	Name	Pos.	Ht.	Year	Hometown
04	*Angela Puleo	G	5-9	Jr.-TR	Maryville, Tenn.
05	Lauren Lueders	G	5-8	Sr.	Jackson, Mo.
11	Ashlee Bridge	G	5-11	Sr.	Cincinnati, Ohio
12	Jordan Coleman	F	5-11	So.	Orlando, Fla.
15	Hannah Tuomi	F	6-1	Jr.	Thornton, Colo.
20	Jessica Mooney	G	5-8	Sr.	Nashville, Tenn.
21	*Stephanie Holzer	C	6-4	Fr.	Newton Square, Pa.
22	Jence Rhoads	G	5-11	Jr.	Slippery Rock, Pa.
23	Merideth Marsh	G	5-6	Sr.	Louisville, Ky.
30	Elan Brown	G	6-0	Fr.	Atlanta, Ga.
32	Gabby Smith	G	5-10	Fr.	Cincinnati, Ohio
33	Rebecca Silinski	F	6-3	Jr.	Birmingham, Ala.
34	Tiffany Clarke	F	6-0	Fr.	Duluth, Ga.

\*Sat out 2009-10 season due to NCAA transfer rules

\*Redshirt season due to injury

### SEASON STATISTICS

Name	PPG	RPG	APG	FG Pct.	FT Pct.
Merideth Marsh	15.1	3.5	3.0	.433	.841
Jence Rhoads	13.8	3.3	5.0	.471	.727
Hannah Tuomi	10.0	5.6	1.4	.589	.554
Tiffany Clarke	7.5	5.3	0.3	.482	.616
Jordan Coleman	7.4	6.4	1.3	.515	.900
Lauren Lueders	7.4	3.9	1.7	.413	.727
Jessica Mooney	5.9	3.3	2.1	.412	.682
Elan Brown	4.8	3.3	0.7	.359	.579
Gabby Smith	3.0	1.2	0.5	.376	.722
Rebecca Silinski	2.2	1.9	0.1	.467	.583
Ashlee Bridge	1.5	1.2	0.2	.381	.250

### SEASON RESULTS

Date	Opponent	W/L	VU	Opp
11/15	LEHIGH	W	90	54
11/18	at Southern Illinois	W	90	64
11/20	UC RIVERSIDE	W	75	60
11/24	at Saint Joseph's	W	59	46
11/27	AUSTIN PEAY (Thanks)	W	95	51
11/28	NC STATE (Thanks)	W	77	71
12/2	at Wright State	W	63	46
12/4	BOWLING GREEN	L	60	66
12/6	WESTERN KENTUCKY	Wot	79	73
12/10	at Quinnipiac	W	75	74
12/20	TENNESSEE STATE	W	84	47
12/28	EAST TENNESSEE STATE	W	96	83
12/31	at #3/3 Notre Dame	L	69	74
1/3	*MISSISSIPPI	W	86	72
1/7	*at Mississippi State	L	76	90
1/10	*at Kentucky	L	53	63
1/14	*#6/6 GEORGIA	W	66	44
1/17	*#4/4 at Tennessee	L	57	64
1/21	*at Auburn	W	61	60
1/24	*MISSISSIPPI STATE	L	56	65
1/28	*ALABAMA	W	70	61
1/31	*at Arkansas	W	67	61
2/4	*at Florida	W	66	58
2/8	*#5/5 TENNESSEE	L	60	69
2/14	*#17/16 KENTUCKY	W	68	55
2/18	*at #23/NR LSU	L	39	55
2/21	*at Mississippi	W	68	59
2/24	*FLORIDA	W	71	60
2/28	*SOUTH CAROLINA	L	70	73
3/4	vs. Arkansas (SEC-Duluth)	Wot	65	64
3/5	vs. #21/NR LSU (SEC-Duluth)	W	63	61
3/6	vs. #4/4 Tennessee (SEC-Dul)	L	49	68
3/21	vs. DePaul (NCAA-Cincy)	Wot	83	76
3/23	at #5/5 Xavier (NCAA-Cincy)	L	62	63

## 2008-09 COMMODORES

26-9 OVERALL (.742), 10-4 (.714) SEC/2ND

H: 15-1; A: 6-7; N: 5-1

COACH: MELANIE BALCOMB

### ROSTER

No.	Name	Pos.	Ht.	Year	Hometown
02	Jennifer Risper	G	5-9	Sr.	Moreno Valley, Calif.
03	Chanel Chisholm	G	5-11	So.	Long Island, N.Y.
05	Lauren Lueders	G	5-8	Jr.	Jackson, Mo.
11	Ashlee Bridge	G	5-11	Jr.	Cincinnati, Ohio
12	Jordan Coleman	F	5-11	Fr.	Orlando, Fla.
15	Hannah Tuomi	F	6-1	So.	Thornton, Colo.
20	Jessica Mooney	G	5-8	Jr.	Nashville, Tenn.
22	Jence Rhoads	G	5-11	So.	Slippery Rock, Pa.
23	Merideth Marsh	G	5-6	Jr.	Louisville, Ky.
24	Tia Gibbs	G	5-9	Fr.	Louisville, Ky.
25	Amber Norton	F	6-1	Jr.	Louisville, Ky.
33	Rebecca Silinski	F	6-3	So.	Birmingham, Ala.
34	Christina Wirth	G/F	6-1	Sr.	Mesa, Ariz.
43	Amy Malo	F	6-3	Sr.	Fairmont, Minn.

### SEASON STATISTICS

Name	PPG	RPG	APG	FG Pct.	FT Pct.
Christina Wirth	16.6	5.7	2.1	.446	.736
Hannah Tuomi	11.4	5.9	0.9	.565	.618
Merideth Marsh	10.7	2.5	1.7	.411	.900
Jennifer Risper	9.3	5.7	2.8	.504	.748
Jessica Mooney	7.1	2.3	2.3	.371	.720
Jence Rhoads	6.3	2.3	3.7	.497	.839
Tia Gibbs	5.1	2.4	0.5	.437	.731
Chanel Chisholm	5.0	2.9	0.4	.508	.717
Lauren Lueders	2.5	1.3	1.0	.382	.625
Jordan Coleman	1.5	1.7	0.0	.357	.563
Ashlee Bridge	1.2	1.1	0.2	.160	.818
Rebecca Silinski	0.9	0.6	0.0	.500	.200
Amy Malo	0.6	0.8	0.2	.267	.400

### SEASON RESULTS

Date	Opponent	W/L	VU	Opp
11/14	TEXAS A&M-CORPUS CHRISTI	W	85	51
11/16	at Western Kentucky	W	90	72
11/19	EASTERN KENTUCKY	W	80	38
11/21	at ETSU	W	66	55
11/23	at Michigan	L	42	50
11/28	DAVIDSON (Thanksgiving)	W	82	50
11/29	VIRGINIA TECH (Thanks)	W	72	43
12/2	RADFORD	W	78	41
12/4	at Cal State Fullerton	W	83	67
12/6	at UC Riverside	L	47	50
12/19	TENNESSEE STATE	W	98	82
12/21	UT-MARTIN	W	86	29
12/22	LIBERTY	W	67	50
12/30	#12/6 NOTRE DAME	L	57	59
1/3	at Iowa State	L	51	55
1/8	*at Alabama	W	85	76
1/11	*#7/11 TENNESSEE	W	74	58
1/18	*LSU - JAM THE GYM	W	75	67
1/22	*at Georgia	L	55	66
1/25	*at South Carolina	W	66	56
1/29	*ARKANSAS	Wot	72	61
2/1	*ALABAMA	W	88	64
2/5	*at Mississippi State	L	61	66
2/8	*at Kentucky	W	72	62
2/12	*#9/11 FLORIDA	W	84	68
2/15	*GEORGIA	W	80	64
2/19	*#3 AUBURN	W	73	70
2/22	*at Ole Miss	L	69	71
3/1	*at #18/23 Tennessee	L	66	75
3/6	vs. Georgia (SEC-NLR, Ark.)	W	69	61
3/7	vs. LSU (SEC-NLR, Ark.)	W	61	47
3/8	vs. #6/5 Auburn (SEC-NLR)	W	61	54
3/21	vs. Western Car. (NCAA-ABQ)	W	73	44
3/23	vs. Kansas State (NCAA-ABQ)	W	74	61
3/28	vs. Maryland (NCAA-Raleigh)	L	74	78

## 2007-08 COMMODORES

25-9 OVERALL (.735), 11-3 (.785) SEC/3RD

H: 13-3; A: 8-4; N: 4-2

COACH: MELANIE BALCOMB

### ROSTER

No.	Name	Pos.	Ht.	Year	Hometown
02	Jennifer Risper	G	5-9	Jr.	Moreno Valley, Calif.
03	Chanel Chisholm	G	5-11	Fr.	Long Island, N.Y.
05	Lauren Lueders	G	5-8	So.	Jackson, Mo.
11	Ashlee Bridge	G	5-11	So.	Cincinnati, Ohio
15	Hannah Tuomi	F	6-1	Fr.	Thornton, Colo.
20	Jessica Mooney	G	5-8	So.	Nashville, Tenn.
22	Jence Rhoads	G	5-11	Fr.	Slippery Rock, Pa.
23	Merideth Marsh	G	5-6	So.	Louisville, Ky.
25	Amber Norton	F	6-1	So.	Louisville, Ky.
32	Liz Sherwood	C	6-4	Sr.	Castle Rock, Colo.
33	Rebecca Silinski	F	6-3	Fr.	Birmingham, Ala.
34	Christina Wirth	G/F	6-1	Jr.	Mesa, Ariz.
43	Amy Malo	F	6-3	Jr.	Fairmont, Minn.

### SEASON STATISTICS

Name	PPG	RPG	APG	FG Pct.	FT Pct.
Christina Wirth	13.1	5.0	2.6	.473	.833
Liz Sherwood	10.8	4.3	0.9	.627	.553
Jennifer Risper	9.5	6.3	2.7	.489	.764
Merideth Marsh	9.0	2.5	2.4	.407	.818
Jessica Mooney	8.7	2.4	2.1	.437	.663
Hannah Tuomi	5.4	3.8	0.4	.496	.688
Lauren Lueders	5.1	1.8	1.0	.364	.429
Jence Rhoads	3.8	2.8	3.3	.388	.622
Amber Norton	2.9	1.3	0.2	.432	.600
Ashlee Bridge	2.8	1.0	0.1	.519	.615
Amy Malo	2.0	1.4	0.0	.536	.542
Chanel Chisholm	1.8	2.2	0.4	.265	.485
Rebecca Silinski	1.2	1.1	0.1	.389	.357

### SEASON RESULTS

Date	Opponent	W/L	VU	Opp
11/9	UAB	W	92	51
11/11	FURMAN	W	68	51
11/14	at Indiana State	Lot	72	77
11/20	at Clemson	W	74	56
11/23	BELMONT (Thanksgiving)	W	104	43
11/25	IOWA STATE (Thanksgiving)	W	62	53
11/28	No. 11/10 DUKE	W	68	55
12/1	vs. St. Mary's (Berkeley)	W	90	69
12/2	at No. 12/13 Cal (Berkeley)	L	59	67
12/6	WESTERN KENTUCKY	W	75	54
12/9	COLORADO	L	51	62
12/22	LIPSCOMB	W	92	37
12/30	No. 23/NR ODU	L	65	80
1/2	SOUTH FLORIDA	W	75	48
1/5	at Princeton	W	81	48
1/10	MISSISSIPPI STATE*	W	72	50
1/13	at No. 11 LSU*	L	51	62
1/17	No. 12/11 GEORGIA*	W	67	59
1/20	at No. 2 Tennessee*	L	63	79
1/27	OLE MISS*	W	83	50
1/31	at Florida*	W	66	56
2/3	at No. 17/14 Georgia*	W	61	54
2/7	SOUTH CAROLINA*	W	78	48
2/10	at Alabama*	W	92	47
2/14	KENTUCKY*	W	66	49
2/17	No. 1 TENNESSEE*	L	68	81
2/21	at Arkansas*	W	63	50
2/28	at Auburn*	W	73	56
3/2	ALABAMA*	W	83	54
3/7	Auburn (SEC-Nashville)	W	49	44
3/8	No. 3 Tennessee (SEC-Nash.)	L	48	63
3/22	vs. Montana (NCAA-ABQ)	W	75	47
3/24	vs. West Virginia (NCAA-ABQ)	W	64	46
3/29	vs. Maryland (NCAA-Spokane)	L	66	80





# YEARLY RESULTS

**2006-07 COMMODORES**  
 28-6 OVERALL (.823), 10-4 (.714) SEC/3RD  
 H: 15-1; A: 7-4; N: 6-1  
 COACH: MELANIE BALCOMB

## ROSTER

No.	Name	Pos.	Ht.	Year	Hometown
02	Jennifer Risper	G	5-9	So.	Moreno Valley, Calif.
05	Lauren Lueders	G	5-8	Fr.	Jackson, Mo.
10	Dee Davis	G	5-7	Sr.	Cincinnati, Ohio
11	Ashlee Bridge	G/F	5-11	Sr.	Cincinnati, Ohio
20	Jessica Mooney	G	5-8	Fr.	Nashville, Tenn.
23	Merideth Marsh	G	5-6	Fr.	Louisville, Ky.
25	Amber Norton	F	6-1	Fr.	Louisville, Ky.
32	Liz Sherwood	C	6-4	Jr.	Castle Rock, Colo.
33	Caroline Williams	G	5-10	Sr.	Rockmart, Ga.
34	Christina Wirth	G/F	6-1	So.	Mesa, Ariz.
43	Amy Malo	F	6-3	R-Fr.	Fairmont, Minn.
50	Carla Thomas	F/C	6-3	Sr.	Mechanicsburg, Pa.

## SEASON STATISTICS

Name	PPG	RPG	APG	FG Pct.	FT Pct.
Carla Thomas	16.2	6.4	2.2	.550	.805
Caroline Williams	12.0	3.6	1.6	.498	.867
Christina Wirth	11.4	4.4	2.3	.502	.871
Liz Sherwood	8.8	3.6	0.6	.662	.580
Dee Davis	7.8	2.9	5.5	.391	.804
Jennifer Risper	5.4	3.3	1.8	.460	.792
Merideth Marsh	4.5	1.0	2.0	.468	.839
Jessica Mooney	3.9	1.1	0.9	.427	.588
Lauren Lueders	3.2	1.5	0.6	.458	.818
Amber Norton	2.6	1.9	0.1	.444	.455
Ashlee Bridge	1.8	0.6	0.3	.700	.600
Amy Malo	1.7	1.1	0.1	.619	.714

## SEASON RESULTS

Date	Opponent	W/L	VU	Opp
11/12	at Colorado	W	81	76
11/16	at Western Kentucky	W	86	78
11/18	Dartmouth	W	79	49
11/20	TAMU-Corpus Christi	W	102	75
11/24	Florida Atlantic (Thanksgiving)	W	81	49
11/25	No. 16 California (Thanks)	W	67	55
11/30	at UAB	W	85	63
12/3	Clemson	W	82	63
12/7	at No. 4 Duke	L	48	69
12/17	at South Florida	W	76	68
12/20	Lipscomb (Holiday Classic)	W	109	40
12/21	Indiana State (Holiday)	W	89	75
12/30	Princeton	W	89	74
1/1	La Salle	W	70	59
1/4	*No. 20/23 Arkansas	W	98	61
1/7	*at Ole Miss	L	66	76
1/11	*at South Carolina	W	67	66
1/14	*Florida	W	82	69
1/18	*at No. 16 Georgia	L	71	83
1/21	vs. Georgia Tech	W	72	55
1/25	*No. 4 Tennessee	L	57	67
1/28	*at Arkansas	W	61	34
2/1	*at Kentucky	W	63	62
2/4	*Alabama	W	91	51
2/11	*Auburn	W	80	45
2/15	*at Mississippi State	W	84	64
2/18	*South Carolina	W	83	65
2/22	*No. 7 LSU	W	68	58
2/25	*at No. 2 Tennessee	L	53	73
3/2	Florida (SEC-Duluth)	W	105	77
3/3	Georgia (SEC-Duluth)	W	81	56
3/4	LSU (SEC-Duluth)	W	51	45
3/18	Del. State (NCAA-East Lansing)	W	62	47
3/20	BGSU (NCAA-East Lansing)	L	56	59

**2005-06 COMMODORES**  
 21-11 OVERALL (.656), 8-6 (.571) SEC/5TH  
 H: 13-3; A: 6-6; N: 2-2  
 COACH: MELANIE BALCOMB

## ROSTER

No.	Name	Pos.	Ht.	Year	Hometown
02	Jennifer Risper	G	5-9	Fr.	Moreno Valley, Calif.
03	Cherish Stringfield	G	5-7	Jr.	Wakefield, Va.
04	Holly Rogers	G	5-9	Fr.	Cleveland, Tenn.
05	Rachel Brockman	F	6-3	So.	Noblesville, Ind.
10	Dee Davis	G	5-7	Jr.	Cincinnati, Ohio
11	Erica Grimaldi	G	5-5	Sr.	Kansas City, Mo.
20	Candice Lightford	G	5-3	So.	Nashville, Tenn.
31	Nicole Jules	C/F	6-3	Sr.	Washington, D.C.
32	Liz Sherwood	C	6-4	So.	Castle Rock, Colo.
33	Caroline Williams	G	5-10	Jr.	Rockmart, Ga.
34	Christina Wirth	G/F	6-1	Fr.	Mesa, Ariz.
43	*Amy Malo	F	6-3	Fr.	Fairmont, Minn.
50	Carla Thomas	F/C	6-3	Jr.	Mechanicsburg, Pa.

\*Redshirt season

## SEASON STATISTICS

Name	PPG	RPG	APG	FG Pct.	FT Pct.
Carla Thomas	12.4	5.9	1.8	.526	.835
Caroline Williams	12.4	2.9	1.6	.435	.879
Liz Sherwood	12.2	4.0	0.8	.642	.605
Nicole Jules	7.9	4.2	1.0	.602	.780
Dee Davis	7.8	3.1	6.8	.364	.816
Cherish Stringfield	5.7	2.4	2.4	.363	.775
Christina Wirth	5.7	2.5	1.0	.468	.750
Rachel Brockman	3.5	2.0	0.3	.508	.750
Holly Rogers	2.8	2.4	1.2	.271	.708
Jennifer Risper	2.7	1.6	1.3	.415	.565
Erica Grimaldi	0.6	0.2	0.8	.000	.875
Candice Lightford	0.0	0.0	0.0	0.0	0.0

## SEASON RESULTS

Date	Opponent	W/L	VU	Opp
<i>WBCA/BTI Classic (Tempe, Ariz.)</i>				
11/11	at Arizona State	L	60	69
11/12	vs. Clemson	W	86	49
11/19	at TAMU-CC	W	65	51
11/22	Alabama A&M	W	80	29
11/25	Charleston So. (Thanks)	W	83	39
11/26	Colgate (Thanksgiving)	W	72	33
11/30	at N.C. State	L	67	76
12/4	at Old Dominion	W	82	77
12/8	Northern Arizona	W	57	41
12/10	Miami University	W	82	50
12/20	vs. North Carolina	L	67	87
12/22	at La Salle	W	70	57
12/30	William & Mary	W	92	66
1/3	Western Kentucky	W	72	57
1/8	at Arkansas*	L-ot	51	52
1/12	Mississippi State*	W	87	48
1/15	at South Carolina*	W	67	59
1/19	Tennessee*	L	68	80
1/22	at Florida*	L	59	73
1/26	at LSU*	L	53	75
1/29	Ole Miss*	W	68	58
2/2	at Alabama*	W	65	53
2/5	at Auburn*	W	57	53
2/9	Arkansas*	W	64	59
2/12	at Tennessee*	L	67	70
2/19	Georgia*	L	61	82
2/23	Kentucky*	W	72	55
2/26	South Carolina*	W	88	71
3/2	Alabama (SEC-Little Rock)	W	84	62
3/3	Georgia (SEC-Little Rock)	L	47	69
<i>NCAA Cleveland Region 1st &amp; 2nd Rounds</i>				
3/18	Louisville (Nashville)	W	76	64
3/20	North Carolina (Nashville)	L	70	89

**2004-05 COMMODORES**  
 24-8 OVERALL (.750), 10-4 (.714) SEC/3RD  
 H: 11-3; A: 9-3; N: 4-2  
 COACH: MELANIE BALCOMB

## ROSTER

No.	Name	Pos.	Ht.	Year	Hometown
02	Katie Eggers	F	6-0	Fr.	Nelson, New Zealand
03	Cherish Stringfield	G	5-7	So.	Wakefield, Va.
04	Katie Antony	G	5-10	So.	Anacoco, La.
10	Dee Davis	G	5-7	So.	Cincinnati, Ohio
11	Erica Grimaldi	G	5-5	Jr.	Kansas City, Mo.
20	Abi Ramsey	G	5-10	Sr.	Monteagle, Tenn.
23	Jenn Hall	F	6-1	So.	Folsom, Calif.
31	Nicole Jules	C/F	6-3	Jr.	Washington, D.C.
32	Ashley Earley	G/F	5-10	Sr.	Memphis, Tenn.
33	Caroline Williams	G	5-10	So.	Rockmart, Ga.
34	*Liz Sherwood	C	6-4	So.-TR	Castle Rock, Colo.
50	Carla Thomas	F	6-3	So.	Mechanicsburg, Pa.

\*Sat out 2004-05 season due to NCAA transfer rules

## SEASON STATISTICS

Name	PPG	RPG	APG	FG Pct.	FT Pct.
Ashley Earley	18.4	9.4	2.1	.640	.686
Carla Thomas	15.9	6.5	1.9	.541	.802
Dee Davis	13.3	3.5	6.0	.437	.813
Abi Ramsey	11.0	2.8	2.2	.403	.633
Caroline Williams	5.5	1.7	0.8	.488	.750
Jenn Hall	5.3	3.8	1.0	.400	.250
Katie Antony	5.1	2.8	1.9	.423	.778
Cherish Stringfield	4.5	1.8	1.2	.387	.700
Nicole Jules	3.3	1.8	0.3	.604	.778
Katie Eggers	1.2	0.7	0.2	.273	.500
Erica Grimaldi	0.4	0.5	0.8	.125	.778

## SEASON RESULTS

Date	Opponent	W/L	VU	Opp
11/19	St. Francis	W	102	47
11/22	at Savannah State	W	61	28
11/26	Rhode Island	W	108	53
11/27	Siena	W	76	47
12/1	Memphis	W	96	54
12/4	at Miami (Ohio)	W	93	50
12/9	at Western Kentucky	L	77	85
12/12	St. Louis	W	94	51
12/20	vs. BYU (Malibu, Calif.)	W	86	47
12/21	at Pepperdine	W	78	46
12/30	at New Orleans	W	91	37
1/2	Troy	W	78	50
1/6	NC State	L	64	65
1/9	South Carolina*	W	88	43
1/13	at Auburn*	W	73	67
1/16	Tennessee*	L	65	79
1/20	at Ole Miss*	L	60	66
1/23	LSU*	L	68	79
1/27	at Kentucky*	W	73	67
1/30	Florida*	W	84	73
2/3	at Mississippi State*	W/2OT	106	98
2/10	Auburn*	W	66	64
2/13	at Tennessee*	L	63	72
2/17	Arkansas*	W	78	43
2/20	at Florida*	W	76	69
2/24	Alabama*	W	64	53
2/28	at Georgia*	W/OT	66	59
3/4	vs. Arkansas (SEC-Greenville)	W	79	60
3/5	vs. Tennessee (SEC-Greenville)	L	73	76
3/19	vs. Montana (NCAA-Seattle)	W	67	44
3/21	vs. Kansas State (NCAA-Seattle)	W	63	60
3/27	vs. Michigan State (NCAA-Kansas City)	L	64	76



# YEARLY RESULTS

**2003-04 COMMODORES**  
 26-8 OVERALL (.764), 8-6 (.571) SEC/4TH  
 H: 11-3; A: 7-4; N: 8-1  
 COACH: MELANIE BALCOMB

## ROSTER

No.	Name	Pos.	Ht.	Year	Hometown
00	Jutta Korkko	F	6-1	Sr.	Helsinki, Finland
03	Cherish Stringfield	G	5-7	Fr.	Wakefield, Va.
04	Katie Antony	G	5-10	Fr.	Anacoco, La.
10	Dee Davis	G	5-7	Fr.	Cincinnati, Ohio
11	Erica Grimaldi	G	5-5	So.	Kansas City, Mo.
12	Tia Battle	G/F	6-0	Jr.	Plymouth, Minn.
15	Venessa Ferragamo	G/F	5-10	Sr.	Orange, Calif.
20	Abi Ramsey	G	5-10	Jr.	Monteagle, Tenn.
23	Jenn Hall	F	6-1	Fr.	Folsom, Calif.
24	Hillary Hager	G/F	5-11	Sr.	Franklin, Pa.
31	Nicole Jules	C/F	6-3	So.	Washington, D.C.
32	Ashley Earley	G/F	5-10	Jr.	Memphis, Tenn.
33	Caroline Williams	G	5-10	Fr.	Rockmart, Ga.
42	Jenni Benningfield	F	6-3	Sr.	Louisville, Ky.
50	Carla Thomas	F	6-3	Fr.	Mechanicsburg, Pa.

## SEASON STATISTICS

Name	PPG	RPG	APG	FG Pct.	FT Pct.
Jenni Benningfield	13.1	5.9	1.4	.485	.674
Abi Ramsey	12.6	3.3	1.7	.436	.804
Hillary Hager	11.7	5.7	2.2	.440	.711
Ashley Earley	11.4	6.7	1.4	.558	.636
Carla Thomas	10.0	5.1	0.7	.552	.774
Dee Davis	5.5	2.6	4.7	.374	.770
Cherish Stringfield	4.2	1.6	1.3	.436	.467
Katie Antony	3.7	1.7	2.5	.354	.708
Jenn Hall	2.3	1.6	0.3	.362	.656
Caroline Williams	1.5	0.4	0.2	.364	.714
Nicole Jules	1.1	0.6	0.2	.374	.800
Jutta Korkko	0.9	0.4	0.1	.500	.750
Venessa Ferragamo	0.6	0.3	0.1	.222	.333
Erica Grimaldi	0.6	0.2	1.4	.250	.769

## SEASON RESULTS

Date	Opponent	W/L	VU	Opp
11/21	vs. South Alabama (Vermont)	W-ot	64	62
11/22	at Vermont (Vermont)	W	65	54
11/28	Samford (Thanksgiving)	W	67	50
11/29	Louisville (Thanksgiving)	W-ot	73	68
12/4	New Orleans	W	75	56
12/6	Duquesne	W	92	60
12/11	at Memphis	W	73	49
12/13	Weber State	W	73	47
12/21	at Saint Louis	W	71	56
12/28	Rhode Island (Miami)	W	74	61
12/29	at Miami, Fla. v	L	57	79
1/2	Syracuse	W	61	52
1/5	Savannah State	W	91	40
1/8	*Kentucky	W	65	57
1/11	*at Florida	L	61	67
1/18	*20/NR Auburn	W	67	63
1/22	*at 2/2 Tennessee	L	54	79
1/25	*Ole Miss	W	90	65
1/29	*at Arkansas	W	74	69
2/1	*Florida	L	83	92
2/5	*16/14 Georgia	L	67	83
2/8	*at Alabama	L	68	81
2/15	*3/3 Tennessee	L	88	94
2/19	*at 15/14 LSU	W	61	55
2/22	*at 14/16 Auburn	W	68	60
2/26	*Mississippi State	W	87	64
2/29	*at South Carolina	W	62	41
3/4	vs. Kentucky (SEC-Nashville)	W	60	41
3/5	vs. 19/22 Auburn (Nashville)	W	76	74
3/6	vs. 15/14 LSU (Nashville)	W	78	66
3/7	vs. 20/16 Georgia (Nashville)	W	62	56
3/20	vs. Lipscomb (NCAA-Chatt.)	W	76	45
3/22	vs. Chattanooga (Chatt.)	W	60	44
3/28	vs. 10/8 Stanford (Norman)	L	55	57

**2002-03 COMMODORES**  
 22-10 OVERALL (.687), 9-5 (.642) SEC/5TH  
 H: 11-2; A: 8-5; N: 3-3  
 COACH: MELANIE BALCOMB

## ROSTER

No.	Name	Pos.	Ht.	Year	Hometown
00	Jutta Korkko	F	6-1	Jr.	Helsinki, Finland
11	Erica Grimaldi	G	5-5	Fr.	Kansas City, Mo.
12	Tia Battle	G/F	6-0	So.	Plymouth, Minn.
15	Venessa Ferragamo	G/F	5-10	Jr.	Orange, Calif.
20	Abi Ramsey	G	5-10	So.	Monteagle, Tenn.
21	Chantelle Anderson	C	6-6	Sr.	Vancouver, Wash.
22	Ashley McElhiney	PG	5-6	Sr.	Gleason, Tenn.
24	Hillary Hager	G/F	5-11	Jr.	Franklin, Pa.
31	Nicole Jules	C/F	6-3	Fr.	Washington, D.C.
32	Ashley Earley	G/F	5-10	So.	Memphis, Tenn.
42	Jenni Benningfield	F	6-3	Jr.	Louisville, Ky.

## SEASON STATISTICS

Name	PPG	RPG	APG	FG Pct.	FT Pct.
Chantelle Anderson	18.2	5.2	1.7	.636	.750
Jenni Benningfield	16.5	7.9	2.8	.556	.699
Ashley McElhiney	9.7	2.6	7.3	.401	.766
Abi Ramsey	8.9	2.5	0.9	.409	.690
Hillary Hager	7.7	5.0	2.1	.470	.789
Ashley Earley	6.3	3.4	0.9	.566	.640
Tia Battle	5.5	2.3	1.1	.479	.667
Nicole Jules	2.2	1.1	0.3	.515	.429
Erica Grimaldi	1.3	0.5	1.5	.278	.619
Jutta Korkko	0.7	0.5	0.3	.429	1.000
Venessa Ferragamo	0.0	0.4	0.0	.000	.000

## SEASON RESULTS

Date	Opponent	W/L	VU	Opp
11/23	at Boston	W	68	51
11/26	at Syracuse	W	73	65
11/30	Youngstown State (1st Tenn.)	W	91	60
12/1	Harvard (1st Tenn.)	W	84	44
12/7	vs. 6/6 Purdue	L	66	73
12/10	Wisconsin-Milwaukee	W	98	51
12/15	Austin Peay	W	84	50
12/22	at Tennessee Martin	W	101	77
12/28	at TCU	L	53	70
12/31	UNC-Charlotte	W	66	43
1/2	at Louisville	L	82	92
1/4	Holy Cross	W	86	54
1/6	at Duquesne	W	78	56
1/12	*at 15/14 Mississippi St.	L	75	78
1/16	*14/13 South Carolina	L	57	66
1/19	*Kentucky	W	84	50
1/23	*8/7 Arkansas	W	76	59
1/26	*at 6/6 LSU	L	59	70
1/30	*at Auburn	W	67	66
2/2	*4/4 Tennessee	L	67	81
2/6	*Alabama	W	80	69
2/9	*at Kentucky	W	85	63
2/13	*at Mississippi	W	67	60
2/16	*14/16 Georgia	W	58	56
2/23	*at Florida	W	64	58
2/27	*at 3/3 Tennessee	L	71	91
3/2	*4/4 LSU	W	72	60
<i>SEC Tournament (Little Rock, Ark.)</i>				
3/6	vs. Florida	W	74	58
3/7	vs. 17/19 Georgia	W	74	70
3/8	vs. 6/5 LSU	L	69	78
<i>NCAA East 1st &amp; 2nd Rounds (Norfolk, Va.)</i>				
3/22	vs. Liberty	W	55	44
3/24	vs. 25/nr Boston College	Lot	85	86

**2001-02 COMMODORES**  
 30-7 OVERALL (.810), 10-4 (.714) SEC/2ND  
 H: 18-1; A: 8-5; N: 4-1  
 COACH: JIM FOSTER

## ROSTER

No.	Name	Pos.	Ht.	Year	Hometown
00	Jutta Korkko	F	6-1	So.	Helsinki, Finland
10	Katie Smith	G	5-9	So.	Lawrenceburg, Tenn.
12	Tia Battle	G/F	6-0	Fr.	Plymouth, Minn.
13	Zuzi Klimesova	F	6-2	Sr.	Prague, Czech Republic
14	Venessa Ferragamo	G/F	5-10	So.	Orange, Calif.
20	Abi Ramsey	G	5-10	Fr.	Monteagle, Tenn.
21	Chantelle Anderson	C	6-6	Jr.	Vancouver, Wash.
22	Ashley McElhiney	PG	5-6	Jr.	Gleason, Tenn.
23	Juli Colli	G	5-10	So.	Flower Mound, Texas
24	Hillary Hager	G	5-11	So.	Franklin, Pa.
32	Ashley Earley	G/F	5-10	Fr.	Memphis, Tenn.
33	Jillian Danker	G/F	6-1	Sr.	Wilbraham, Mass.
42	Jenni Benningfield	F	6-3	So.	Louisville, Ky.
43	Jill Corbett	G/F	5-10	Fr.	Indianapolis, Ind.
50	Candice Storey	C/F	6-3	R-Sr.	Madison, Ala.

## SEASON STATISTICS

Name	PPG	RPG	APG	FG Pct.	FT Pct.
Chantelle Anderson	20.7	6.8	1.4	.647	.773
Zuzi Klimesova	15.4	7.2	3.0	.569	.803
Jillian Danker	8.8	3.0	2.1	.489	.883
Ashley McElhiney	8.5	2.3	4.2	.461	.814
Jenni Benningfield	6.0	4.4	2.2	.410	.704
Ashley Earley	5.5	4.7	1.6	.478	.675
Abi Ramsey	2.8	0.9	0.6	.386	.500
Candice Storey	2.2	1.0	0.1	.574	.682
Tia Battle	1.5	0.8	0.2	.500	.500
Hillary Hager	1.4	0.7	0.2	.310	.600
Juli Colli	1.2	0.2	0.4	.343	.611
Jill Corbett	0.2	0.4	0.1	.500	.000
Venessa Ferragamo	0.2	0.1	0.0	.000	1.000
Katie Smith	0.2	0.4	0.3	.143	.333

## SEASON RESULTS

Date	Opponent	W/L	VU	Opp
11/9	Eastern Kentucky (Pre-NIT)	W	91	62
11/11	Oregon State (Pre-NIT)	W	81	55
11/15	#12 Colorado (Pre-NIT)	W	72	51
11/18	at #1 Connecticut (Pre-NIT)	L	50	69
11/21	at Western Kentucky	W	102	83
11/24	Wagner (1st Tenn.)	W	75	40
11/25	Dartmouth (1st Tenn.)	W	98	62
11/28	Xavier	W	78	56
11/30	at Wisconsin-Milwaukee	W	79	64
12/2	James Madison (GEC)	W	90	44
12/9	at Temple	W	84	74
12/22	at Vermont	W	75	54
12/29	at #13 Texas Tech	L	71	81
12/31	Canisius	W	106	64
1/3	*at #16 South Carolina	L	52	71
1/5	*#25 Penn State	W	77	62
1/7	Louisville	W	71	32
1/10	*Kentucky	W	71	54
1/13	*Mississippi	W	62	42
1/17	*at Alabama	W	69	46
1/20	*at #14 Georgia	W	64	47
1/24	*#18 Florida	L	51	62
1/27	*at #24 LSU	W	64	53
1/31	*at Arkansas	L	57	67
2/2	*#2 Tennessee	W	76	59
2/10	*#25 Mississippi State	W	72	53
2/14	*LSU	W	64	53
2/16	*at #3 Tennessee	L	68	75
2/21	*at Kentucky	W	73	57
2/24	*Auburn	W	72	54
3/1	Auburn (SEC-Nashville)	W	55	39
3/2	Arkansas (SEC-Nashville)	W	81	78
3/3	LSU (SEC-Nashville)	W	63	48
3/16	Oakland (NCAA-Nashville)	W	63	38
3/18	ASU (NCAA-Nashville)	W	61	35
3/23	#16 UNC (NCAA-Ames)	W	70	61
3/25	#6 Tennessee (NCAA-Ames)	L	63	68



# YEARLY RESULTS

## 2000-01 COMMODORES

24-10 OVERALL (.705), 8-6 (.571) SEC/4TH  
H: 16-2; A: 5-6; N: 3-2  
COACH: JIM FOSTER

### ROSTER

No.	Name	Pos.	Ht.	Year	Hometown
00	Jutta Korkko	F	6-1	Fr.	Helsinki, Finland
11	Lucy Torres	G	5-3	Fr.	Orlando, Fla.
13	Zuzi Klimesova	F	6-2	Jr.	Prague, Czech Republic
14	Venessa Ferragamo	G/F	5-10	Fr.	Orange, Calif.
15	Kim Palmer	G	5-8	So.	Lanett, Ala.
21	Chantelle Anderson	C	6-6	So.	Vancouver, Wash.
22	Ashley McElhiney	PG	5-6	So.	Gleason, Tenn.
23	Juli Colli	G	5-10	Fr.	Flower Mound, Texas
24	Hillary Hager	G/F	5-11	Fr.	Franklin, Pa.
25	Jackie Munch	F/G	5-11	So.	Las Vegas, Nev.
33	Jillian Danker	G/F	6-1	Jr.	Wilbraham, Mass.
42	Jenni Benningfield	F	6-3	Fr.	Louisville, Ky.
50	*Candice Storey	C/F	6-3	R-Sr.	Madison, Ala.

\* Received medical redshirt for sixth year of eligibility

### SEASON STATISTICS

Name	PPG	RPG	APG	FG Pct.	FT Pct.
Chantelle Anderson	21.2	6.3	1.0	.723	.724
Zuzi Klimesova	16.3	8.1	3.5	.565	.721
Jillian Danker	12.8	4.6	2.8	.522	.714
Ashley McElhiney	10.0	2.1	6.1	.454	.863
Jenni Benningfield	9.4	7.1	3.1	.425	.698
Candice Storey	6.5	4.0	1.5	.500	.500
Hillary Hager	5.0	2.5	1.7	.469	.750
Juli Colli	2.0	0.6	2.7	.362	.778
Venessa Ferragamo	1.8	0.3	0.1	.583	.800
Jutta Korkko	1.5	0.8	0.6	.500	.600
Kim Palmer	0.5	0.9	0.4	.222	.750
Jackie Munch	0.4	0.1	0.0	1.000	.000
Lucy Torres	0.0	0.3	0.0	.000	.000

### SEASON RESULTS

Date	Opponent	W/L	VU	Opp
11/19	at Xavier	L	60	64
11/22	Georgia Southern	W	88	70
11/25	Boston (1st Tenn.)	W	92	56
11/26	Miami University (1st Tenn.)	W	79	61
11/29	Murray State	W	99	52
12/3	at James Madison	W	81	59
12/7	Western Kentucky	W	89	58
12/10	at #13 Penn State	L	76	77
12/17	UNC-Asheville	W	107	51
12/23	at Portland State	W	97	56
12/31	Vermont	W	84	66
1/2	Temple	W	70	51
1/4	Howard	W	103	67
1/7	*Ole Miss	W	79	64
1/11	*at Kentucky	W	91	61
1/14	*at #25 Auburn	W	74	66
1/18	*South Carolina	W	85	56
1/21	*Arkansas	L	64	68
1/23	*#3 Tennessee	L	64	70
1/28	*at #5 Georgia	L	59	76
2/4	*at #9 Florida	L	57	62
2/8	*at Mississippi State	L	62	71
2/11	*at Ole Miss	W	72	58
2/15	*#12 LSU	W	86	75
2/18	*Alabama	W	68	56
2/22	*at #1 Tennessee	L	66	70
2/25	*#4 Georgia	W	71	65
3/2	#16 LSU (SEC-Memphis)	W	70	58
3/3	#1 Tennessee (SEC-Memphis)	W	77	74
3/4	#6 Georgia (SEC-Memphis)	L	60	62
3/17	Idaho State (NCAA-Nashville)	W	83	57
3/19	#20 Colorado (NCAA-Nashville)	W	65	59
3/24	#8 Iowa State (NCAA-Denver)	W	84	65
3/26	#1 Notre Dame (NCAA-Denver)	L	64	72

## 1999-00 COMMODORES

21-13 OVERALL (.617), 6-8 (.428) SEC/T-6TH  
H: 11-3; A: 5-9; N: 5-1  
COACH: JIM FOSTER

### ROSTER

No.	Name	Pos.	Ht.	Year	Hometown
10	Julie deGroot	G	5-7	So.	Berriedale, Tasmania, Australia
12	Chavonne Hammond	G/F	6-0	Sr.	Crofton, Md.
13	Zuzana Klimesova	F	6-2	So.	Prague, Czech Republic
15	Kim Palmer	G	5-8	Fr.	Lanett, Ala.
20	Leigh Strahinic	C/F	6-5	R-So.	Danville, Ky.
21	Chantelle Anderson	C	6-6	Fr.	Vancouver, Wash.
22	Ashley McElhiney	PG	5-6	Fr.	Gleason, Tenn.
24	Ashley Smith	PG	5-5	Jr.	Oregon City, Ore.
25	Jackie Munch	F/G	5-11	Fr.	Las Vegas, Nev.
31	Cion Washington	G/F	6-0	Sr.	Columbia, S.C.
32	Jennifer Holmes	F	6-2	Sr.	Severna Park, Md.
33	Jillian Danker	G/F	6-1	So.	Wilbraham, Mass.
50	Candice Storey	C/F	6-3	R-Jr.	Madison, Ala.

### SEASON STATISTICS

Name	PPG	RPG	APG	FG Pct.	FT Pct.
Chantelle Anderson	15.8	5.6	0.7	.589	.693
Zuzana Klimesova	14.0	7.4	2.3	.557	.699
Chavonne Hammond	10.4	4.6	3.5	.409	.524
Jillian Danker	7.4	5.3	2.3	.424	.692
Ashley McElhiney	5.3	1.4	3.0	.402	.756
Julie deGroot	4.2	0.9	0.4	.404	.625
Jennifer Holmes	3.7	3.4	0.2	.493	.507
Ashley Smith	3.6	1.2	3.4	.367	.741
Candice Storey	2.8	2.2	0.1	.392	.542
Cion Washington	2.1	2.0	0.7	.328	.682
Kim Palmer	0.5	0.3	0.0	.250	.000
Leigh Strahinic	0.0	0.6	0.0	.000	.000
Jackie Munch	0.0	0.5	0.0	.000	.000

### SEASON RESULTS

Date	Opponent	W/L	VU	Opp
11/19	George Washington	W	81	57
11/21	at Purdue	L	51	63
11/24	at Duke	L	59	68
11/27	Fordham (1st Tenn.)	W	93	44
11/28	Toledo (1st Tenn.)	W	63	44
12/1	Indiana	W	74	54
12/7	at Michigan	W	76	60
12/12	Coppin State	W	95	40
12/21	vs Princeton (Honolulu)	W	85	30
12/22	vs Fairfield (Honolulu)	W	92	42
12/23	at Hawaii (Honolulu)	W	73	60
12/30	Dayton	W	86	46
1/2	at Western Kentucky	W	73	57
1/4	Eastern Illinois	W	84	29
1/9	*at Mississippi	W	60	38
1/13	*Kentucky	W	60	55
1/16	*Auburn	L	54	55
1/20	*at South Carolina	L	48	52
1/23	*at Arkansas	L	52	61
1/25	at Santa Barbara	L	58	61
1/30	*Georgia	L	73	84
2/4	*at Tennessee	L	52	78
2/6	*Florida	W	84	66
2/10	*Mississippi State	W	77	62
2/13	*Mississippi	W	59	51
2/17	*at LSU	L	50	58
2/20	*at Alabama	W	68	63
2/24	*Tennessee	L	57	59
2/27	*at Georgia	L	59	75
3/2	South Carolina (SEC-Chatt.)	W	80	58
3/3	LSU (SEC-Chatt.)	W	59	46
3/4	Tennessee (SEC-Chatt.)	L	53	61
3/18	Kansas (NCAA-Ruston)	W-Zot	71	69
3/20	Louisiana Tech (Ruston)	L	65	66

## 1998-99 COMMODORES

13-14 OVERALL (.481), 6-8 (.428) SEC/T-8TH  
H: 9-5; A: 4-8; N: 0-1  
COACH: JIM FOSTER

### ROSTER

No.	Name	Pos.	Ht.	Year	Hometown
05	Paige Redman	G	5-10	Sr.	Cleveland, Tenn.
12	Chavonne Hammond	G/F	6-0	Jr.	Crofton, Md.
13	Zuzana Klimesova	F	6-2	Fr.	Prague, Czech Republic
20	Leigh Strahinic	C/F	6-5	R-Fr.	Danville, Ky.
22	Nettie Respondek	G	5-10	Sr.	Rosenberg, Texas
24	Ashley Smith	PG	5-5	So.	Oregon City, Ore.
25	Beth Ostendorf	G/F	6-1	R-Jr.	Pickerington, Ohio
31	Cion Washington	G/F	6-0	Jr.	Columbia, S.C.
32	Jennifer Holmes	F	6-2	Jr.	Severna Park, Md.
33	Jillian Danker	G/F	6-1	Fr.	Wilbraham, Mass.
35	Katie Janky	F/C	6-4	Sr.	Centerville, Ohio
50	Candice Storey	C/F	6-3	R-So.	Madison, Ala.

### SEASON STATISTICS

Name	PPG	RPG	APG	FG Pct.	FT Pct.
Jennifer Holmes	10.7	8.9	0.6	.533	.461
Zuzana Klimesova	10.0	6.3	0.8	.493	.625
Katie Janky	9.5	3.9	1.0	.505	.817
Beth Ostendorf	7.9	2.6	1.2	.407	.793
Ashley Smith	7.8	2.7	5.4	.298	.738
Nettie Respondek	5.8	2.3	2.0	.374	.769
Paige Redman	5.4	1.7	1.8	.333	.625
Chavonne Hammond	4.9	3.2	0.9	.474	.453
Jillian Danker	4.4	2.4	1.1	.396	.588
Candice Storey	2.6	1.2	0.0	.436	.469
Cion Washington	2.3	0.9	0.1	.438	.667
Leigh Strahinic	0.5	0.8	0.1	.091	.500

### SEASON RESULTS

Date	Opponent	W/L	VU	Opp
11/13	Michigan	W	57	45
11/15	Western Michigan	W	85	67
11/23	Duke	L	71	79
11/29	Hampton	W	116	46
12/2	at Oklahoma State	L	54	67
12/6	at Mississippi State	L	66	71
12/13	UC-Santa Barbara	L	81	84
12/19	at Indiana	L	61	84
12/22	at George Washington	W2ot	80	72
<i>First American Classic (Nashville, Tenn.)</i>				
12/27	San Francisco	W	96	62
12/28	Butler	W	78	64
12/31	Western Kentucky	Lot	86	90
1/3	*Ole Miss	W	77	58
1/7	*at Kentucky	L	69	70
1/10	*at Auburn	L	55	64
1/14	*South Carolina	W	81	54
1/17	*Arkansas	W	73	57
1/19	at Dayton	W	59	50
1/21	*LSU	L	54	69
1/28	*at South Carolina	W	76	63
1/31	*at Florida	L	69	78
2/4	*Mississippi State	W	63	43
2/7	*Tennessee	L	60	66
2/14	*at Georgia	W	66	57
2/18	*at Tennessee	L	53	89
2/21	*at Alabama	L	59	102
<i>SEC Tournament (Chattanooga, Tenn.)</i>				
2/25	Florida	L	61	64



# YEARLY RESULTS

**1997-98 COMMODORES**  
 20-9 OVERALL (.689), 9-5 (.642) SEC/4TH  
 H: 12-2; A: 6-5; N: 2-2  
 COACH: JIM FOSTER

## ROSTER

No.	Name	Pos.	Ht.	Year	Hometown
04	Na'Sheema Hillmon	F/C	6-2	Sr.	Cleveland, Ohio
05	Paige Redman	G	5-10	Jr.	Cleveland, Tenn.
12	Chavonne Hammond	G/F	6-0	So.	Crofton, Md.
20	*Leigh Strahinic	C/F	6-5	Fr.	Danville, Ky.
21	Dana Winbush	G	5-9	Sr.	Nashville, Tenn.
22	Nettie Respondek	G	5-10	Jr.	Rosenberg, Texas
23	Lisa Ostrom	G/F	6-2	Sr.	Gaithersburg, Md.
24	Ashley Smith	PG	5-5	Fr.	Oregon City, Ore.
25	Beth Ostendorf	G/F	6-1	R-So.	Pickerington, Ohio
31	Cion Washington	G/F	6-0	So.	Columbia, S.C.
32	Jennifer Holmes	F	6-2	So.	Severna Park, Md.
33	Nettie Respondek	G	5-10	So.	Rosenberg, Texas
35	Katie Janky	F/C	6-4	Jr.	Centerville, Ohio
42	Angela Gorsica	C	6-7	Sr.	Waynesboro, Va.
43	Danielle Louis	G	5-9	Jr.	Piscataway, N.J.
50	Candice Storey	C/F	6-3	R-Fr.	Madison, Ala.

\*Redshirted

## SEASON STATISTICS

Name	PPG	RPG	APG	FG Pct.	FT Pct.
Na'Sheema Hillmon	13.0	5.7	0.9	.497	.564
Lisa Ostrom	11.4	6.7	1.7	.500	.724
Katie Janky	9.3	4.3	1.3	.487	.792
Nettie Respondek	9.2	3.4	2.5	.418	.652
Paige Redman	7.2	1.9	1.7	.367	.714
Beth Ostendorf	6.4	1.8	0.3	.464	.826
Ashley Smith	5.3	3.1	6.6	.346	.700
Jennifer Holmes	4.9	4.9	0.4	.448	.527
Candice Storey	2.9	1.3	0.1	.535	.606
Chavonne Hammond	2.5	2.4	1.1	.367	.393
Cion Washington	1.4	1.2	0.1	.321	.737
Leigh Strahinic	0.0	0.0	0.0	.000	.000

## SEASON RESULTS

Date	Opponent	W/L	VU	Opp
11/14	Davidson	W	65	63
11/18	at Texas A&M	W	78	59
11/23	James Madison	W	59	42
11/30	North Texas	W	91	51
12/3	Michigan State	W	63	51
12/6	at Washington	L	71	82
12/14	*Mississippi State	W	78	47
12/21	Iowa (Orlando)	W	60	54
12/28	Villanova (MCI/First Am)	W	74	42
12/29	Murray State (MCI/First Am)	W	83	38
12/31	at Cleveland State	W	91	72
1/3	*at Ole Miss	W	66	56
1/7	*Kentucky	W	64	54
1/11	*Auburn	W	62	51
1/14	*at South Carolina	L	66	70
1/18	*at Arkansas	Wot	85	80
1/25	*at Tennessee	L	54	86
1/28	*South Carolina	W	66	53
2/1	*Florida	L	46	62
2/5	*at Mississippi State	W	73	66
2/7	*at LSU	L	46	57
2/1	at Southern Illinois	W	65	53
2/13	*Georgia	W	68	65
2/16	*Tennessee	L	60	91
2/19	at DePaul	L	67	89
2/22	*Alabama	W	81	79
<i>SEC Tournament (Chattanooga, Tenn.)</i>				
2/27	Ole Miss	W	76	64
2/28	Tennessee	L	45	106
<i>NCAA Mid-east First Round (Champaign, Ill.)</i>				
3/14	UC-Santa Barbara	L-ot	71	76

**1996-1997 COMMODORES**  
 20-11 OVERALL (.645), 6-6 (.428) SEC/6TH  
 H: 13-1; A: 4-7; N: 3-3  
 COACH: JIM FOSTER

## ROSTER

No.	Name	Pos.	Ht.	Year	Hometown
04	Na'Sheema Hillmon	F/C	6-2	Jr.	Cleveland, Ohio
05	Paige Redman	G	5-10	So.	Cleveland, Tenn.
12	Michelle Palmisano	G	5-9	Sr.	Ventura, Calif.
23	Lisa Ostrom	G/F	6-2	Jr.	Gaithersburg, Md.
24	Chavonne Hammond	G/F	6-0	Fr.	Crofton, Md.
25	*Beth Ostendorf	G/F	6-1	So.	Pickerington, Ohio
31	Cion Washington	G/F	6-0	Fr.	Columbia, S.C.
32	Jennifer Holmes	F	6-2	Fr.	Severna Park, Md.
33	Nettie Respondek	G	5-10	So.	Rosenberg, Texas
35	Katie Janky	F/C	6-4	So.	Centerville, Ohio
42	Angela Gorsica	C	6-7	Sr.	Waynesboro, Va.
43	Danielle Louis	G	5-9	Jr.	Piscataway, N.J.
50	*Candice Storey	C/F	6-3	Fr.	Madison, Ala.

\*Redshirted

## SEASON STATISTICS

Name	PPG	RPG	APG	FG Pct.	FT Pct.
Michelle Palmisano	12.2	4.2	1.8	.403	.658
Na'Sheema Hillmon	11.5	8.2	1.2	.479	.506
Lisa Ostrom	10.4	4.9	0.9	.495	.656
Paige Redman	9.2	2.8	4.0	.376	.587
Nettie Respondek	7.6	3.6	4.1	.363	.722
Angela Gorsica	6.6	6.1	1.1	.398	.725
Katie Janky	5.7	2.9	0.2	.397	.698
Jennifer Holmes	2.8	4.1	0.3	.451	.304
Chavonne Hammond	2.8	1.6	0.6	.405	.552
Candice Storey	2.3	2.7	0.0	.500	.600
Danielle Louis	1.8	1.4	1.1	.392	.462
Cion Washington	1.8	1.2	0.2	.382	.682

## SEASON RESULTS

Date	Opponent	W/L	VU	Opp
11/24	Louisville (Reebok-Boston)	W	63	60
11/26	at Towson State	W	77	45
12/1	at Virginia	L	49	65
12/7	at Richmond (Richmond)	W	88	67
12/8	Old Dominion (Richmond)	L	59	70
12/10	Howard	W	87	47
12/15	Cleveland State	W	91	51
12/28	Oklahoma State (MCI/1st Am)	W	61	55
12/29	Texas (MCI/1st Am)	W	67	65
1/1	Northwestern	W	73	54
1/3	Holy Cross	W	80	50
1/5	*South Carolina	W	70	33
1/8	*at Kentucky	W	65	54
1/12	*Arkansas	W	77	68
1/15	at Michigan State	L	51	82
1/19	*Tennessee	L-ot	79	92
1/22	*Ole Miss	W	74	47
1/25	*at Florida	L	56	70
2/29	*at Auburn	L	60	61
2/2	*Mississippi State	W	99	60
2/4	Southern Illinois	W	77	47
2/8	*LSU	W	77	58
2/14	*at Georgia	L	45	71
2/17	*at Tennessee	L	59	64
2/19	DePaul	W	86	60
2/23	*at Alabama	L	60	70
<i>SEC Tournament (Chattanooga, Tenn.)</i>				
2/28	Mississippi State	W	70	42
2/29	Florida	L	54	68
<i>NCAA West 1st &amp; 2nd Rounds (Lawrence, Kansas)</i>				
3/15	Washington	W	74	62
3/17	Kansas	W	51	44
<i>NCAA West Regional (Missoula, Montana)</i>				
3/22	Georgia	L	52	66

**1995-96 COMMODORES**  
 23-8 OVERALL (.741), 7-4 (.636) SEC/3RD  
 H: 13-2; A: 7-4; N: 3-2  
 COACH: JIM FOSTER

## ROSTER

No.	Name	Pos.	Ht.	Year	Hometown
04	Na'Sheema Hillmon	F/C	6-2	So.	Cleveland, Ohio
05	Paige Redman	G	5-10	Fr.	Cleveland, Tenn.
12	Michelle Palmisano	G	5-9	Jr.	Ventura, Calif.
20	Mara Cunningham	C	6-4	Sr.	Fairfax, Va.
22	Ginger Jared	G	5-8	Sr.	Sparta, Tenn.
23	Lisa Ostrom	G/F	6-2	So.	Gaithersburg, Md.
25	Beth Ostendorf	G/F	6-1	Fr.	Pickerington, Ohio
33	Nettie Respondek	G	5-10	R-Fr.	Rosenberg, Texas
35	Katie Janky	F/C	6-4	Fr.	Centerville, Ohio
42	Angela Gorsica	C	6-7	Jr.	Waynesboro, Va.
43	Danielle Louis	G	5-9	So.	Piscataway, N.J.
55	Sheri Sam	F	6-1	Sr.	Duson, La.

## SEASON STATISTICS

Name	PPG	RPG	APG	FG Pct.	FT Pct.
Sheri Sam	20.4	7.2	3.5	.571	.755
Mara Cunningham	11.2	6.5	1.5	.526	.750
Na'Sheema Hillmon	7.5	6.3	0.8	.427	.613
Michelle Palmisano	6.4	2.5	1.2	.427	.788
Ginger Jared	6.1	2.5	4.4	.360	.881
Paige Redman	5.6	1.4	2.6	.405	.829
Angela Gorsica	5.0	4.4	0.6	.400	.674
Nettie Respondek	4.8	1.8	2.3	.424	.517
Lisa Ostrom	4.7	2.8	0.9	.393	.723
Beth Ostendorf	4.1	2.2	1.1	.517	.576
Katie Janky	3.7	2.6	0.5	.451	.653
Danielle Louis	0.9	0.7	0.1	.409	.429

## SEASON RESULTS

Date	Opponent	W/L	VU	Opp
11/26	UCLA (Reebok-Boston)	W	70	64
11/27	at Manhattan	W	85	64
12/6	at James Madison	W	76	61
12/9	Virginia	W	72	65
12/12	at Southern Illinois	W	76	43
12/16	Winthrop	W	90	39
12/20	at Texas	W	61	57
12/28	Wingate (MCI/First Am)	W	111	40
12/29	Rutgers (MCI/First Am)	W	79	53
1/3	Eastern Kentucky	W	97	55
1/6	Purdue	W-ot	80	77
1/8	*at South Carolina	W	80	69
1/11	*Kentucky	W	58	53
1/14	*at Arkansas	W	65	60
1/19	*at Tennessee	L	82	85
1/24	*at Mississippi	L	53	72
1/28	*Florida	W	74	60
1/30	at DePaul	L	61	76
2/2	*at Mississippi State	L	64	67
2/4	NC State (Charlotte)	W	93	61
2/6	*Auburn	L	66	71
2/10	*at Louisiana State	W	78	56
2/16	*Georgia	W	71	66
2/19	*Alabama	W	73	59
2/23	Texas A&M	W	97	78
2/25	Tennessee	L	71	79
<i>SEC Tournament (Chattanooga, Tenn.)</i>				
3/2	Florida	L	78	83
<i>NCAA Mid-east 1st &amp; 2nd Round (Nashville, Tenn.)</i>				
3/15	Harvard	W	100	83
3/17	Wisconsin	W	96	82
<i>NCAA Mid-east Region (Rosemont, Ill.)</i>				
3/23	Iowa	W	74	63
3/25	Connecticut	L	57	67



# YEARLY RESULTS

**1994-95 COMMODORES**  
 28-7 OVERALL (.800), 8-3 (.727) SEC/2ND  
 H: 16-1; A: 9-5; N: 3-1  
 COACH: JIM FOSTER

## ROSTER

No.	Name	Pos.	Ht.	Year	Hometown
04	Na'Sheema Hillmon	F	6-2	Fr.	Cleveland, Ohio
11	Rhonda Blades	G	5-7	Sr.	Springfield, Mo.
12	Michelle Palmisano	G	5-9	So.	Ventura, Calif.
15	Jennifer Cox	F	6-5	R-Fr.	Greer, S.C.
20	Mara Cunningham	C	6-4	R-Jr.	Fairfax, Va.
22	Ginger Jared	G	5-8	Jr.	Sparta, Tenn.
23	Lisa Ostrom	G/F	6-2	Fr.	Gaithersburg, Md.
33	*Nettie Respondek	G	5-10	Fr.	Rosenberg, Texas
42	Angela Gorsica	C	6-7	So.	Waynesboro, Va.
44	Kelly Dougherty	F	6-0	Sr.	Leavenworth, Kan.
55	Sheri Sam	F	6-1	Jr.	Duson, La.

\* Played in two games before receiving a medical redshirt

## SEASON STATISTICS

Name	PPG	RPG	APG	FG Pct.	FT Pct.
Sheri Sam	15.5	8.3	3.6	.537	.746
Na'Sheema Hillmon	9.7	6.7	0.8	.527	.484
Michelle Palmisano	9.5	3.8	2.0	.415	.761
Angela Gorsica	9.0	5.3	1.5	.490	.653
Mara Cunningham	8.3	4.8	1.5	.507	.682
Rhonda Blades	8.2	3.6	4.2	.400	.617
Kelly Dougherty	7.9	3.6	0.6	.485	.802
Lisa Ostrom	7.1	3.9	1.3	.500	.742
Nettie Respondek	5.5	3.0	1.5	.556	1.000
Ginger Jared	4.9	1.9	3.4	.416	.909
Jennifer Cox	2.6	0.7	0.2	.467	.750

## SEASON RESULTS

Date	Opponent	W/L	VU	Opp
<i>Preseason WNIT</i>				
	Fla. International (Nashville)	W	80	63
	at Montana	W	69	65
	at Texas Tech	L-ot	81	86
11/25	at Purdue	W	72	52
11/27	Southern Illinois	W	94	54
11/29	at Penn State	L	65	86
12/2	Massachusetts (MCI/1st Am)	W	98	54
12/3	Tennessee State	W	84	40
12/7	at Southwest Missouri	W	72	37
12/10	Manhattan	W	101	52
12/18	*at Auburn	W	54	34
12/21	at Oregon	W	82	54
12/22	at Oregon State	W	78	57
12/29	Arizona	W	79	39
12/31	*Tennessee	L	70	72
1/3	*Mississippi	W	91	54
1/8	*at Alabama	L	63	71
1/15	*at Georgia	W	65	52
1/22	*Louisiana State	W	85	33
1/26	*at Kentucky	W	82	53
1/29	*Mississippi State	W	107	60
1/31	DePaul	W	107	72
2/4	*at Florida	W	66	52
2/7	George Washington	W	87	52
2/12	at Tennessee	L	55	75
2/14	Nicholls State	W	100	40
2/19	*at Arkansas	L-ot	71	73
2/21	Towson	W	105	46
2/26	*South Carolina	W	98	58
<i>SEC Tournament (Chattanooga, Tenn.)</i>				
3/4	Mississippi	W	64	57
3/5	Georgia	W	82	56
3/6	Tennessee	W	67	61
<i>NCAA Tournament (Nashville, Tenn.)</i>				
3/17	NIU	W	90	44
3/19	Memphis	W	95	68
<i>NCAA Tournament (Ruston, La.)</i>				
3/23	Purdue	L	66	67

**1993-1994 COMMODORES**  
 25-8 OVERALL (.757), 9-2 (.818) SEC/2ND  
 H: 14-2; A: 9-3; N: 2-3  
 COACH: JIM FOSTER

## ROSTER

No.	Name	Pos.	Ht.	Year	Hometown
00	Lesley Smith	C	6-0	Sr.	Livingston, Tenn.
05	Donna Harris	G	5-8	Sr.	Nashville, Tenn.
11	Rhonda Blades	G	5-7	Jr.	Springfield, Mo.
12	*Michelle Palmisano	G	5-9	So.-TR	Ventura, Calif.
15	^Jennifer Cox	F	6-5	Fr.	Greer, S.C.
20	^Mara Cunningham	C	6-4	Jr.	Fairfax, Va.
22	Ginger Jared	G	5-8	So.	Sparta, Tenn.
32	Julie Powell	G	5-11	Sr.	Woodbury, Tenn.
33	DeeAnn Bryan	F	6-1	R-Fr.	Dellrose, Tenn.
34	Heidi Gillingham	C	6-10	Sr.	Floresville, Texas
42	Angela Gorsica	C	6-7	Fr.	Waynesboro, Va.
43	Danielle Louis	G	5-9	Fr.	Piscataway, N.J.
44	Kelly Dougherty	F	6-0	Jr.	Leavenworth, Kan.
55	Sheri Sam	F	6-1	So.	Duson, La.

\* Sat out due to NCAA transfer rules

^ Played in two games before receiving a medical redshirt

## SEASON STATISTICS

Name	PPG	RPG	APG	FG Pct.	FT Pct.
Heidi Gillingham	15.2	6.1	0.6	.563	.565
Rhonda Blades	11.7	4.0	4.7	.447	.804
Julie Powell	11.0	3.1	2.5	.496	.636
Kelly Dougherty	9.6	4.8	0.8	.522	.759
Ginger Jared	9.2	2.6	5.5	.448	.828
Sheri Sam	9.2	6.2	1.9	.521	.680
Donna Harris	8.1	4.4	3.0	.411	.783
Mara Cunningham	6.0	4.5	2.5	.600	.000
Angela Gorsica	5.9	3.3	0.4	.463	.559
Lesley Smith	1.1	0.6	0.3	.450	.667
Jennifer Cox	1.0	0.5	0.5	.500	.000
Danielle Louis	0.8	1.0	0.5	.286	.467

## SEASON RESULTS

Date	Opponent	W/L	VU	Opp
11/20	Texas Tech (Jackson, Tenn.)	L	67	74
11/26	Texas	W	93	71
12/1	at Ohio State	L	80	82
12/4	Pittsburgh (MCI/First Am)	W	82	64
12/5	Purdue (MCI/First Am)	W	96	91
12/7	Texas Southern	W	103	44
12/11	Bowling Green	W	92	70
12/17	Auburn	W	75	58
12/20	at George Washington	W	60	58
12/30	at Harvard	W	107	68
1/2	at Massachusetts	W	77	50
1/7	Evansville	W	121	64
1/9	Alabama	W	77	73
1/12	Kentucky	W	83	56
1/16	Georgia	W	80	50
1/19	at Mississippi	L	59	80
1/22	at Louisiana State	W	87	63
1/27	Penn State	L	51	66
1/29	at Mississippi State	W	88	77
1/31	Tennessee	L	82	84
2/2	at Southern Illinois	W	91	57
2/6	Florida	W	82	65
2/13	at Tennessee	L	57	79
2/17	at Western Kentucky	W	71	58
2/20	Arkansas	W	67	58
2/24	at DePaul	W	68	42
2/26	at South Carolina	W	71	56
3/5	Kentucky (SEC-Chatt.)	W	72	67
3/6	Florida (SEC-Chatt.)	W	94	72
3/7	Tennessee (SEC-Chatt.)	L	57	82
<i>NCAA East 1st &amp; 2nd Round (Nashville, Tenn.)</i>				
3/16	Grambling State	W	95	85
3/19	Minnesota	W	98	72
3/24	North Carolina (NCAA-Rutgers)	L	69	73

**1992-93 COMMODORES**  
 30-3 OVERALL (.909), 9-2 (.818) SEC/2ND  
 H: 15-1; A: 9-1; N: 6-1  
 COACH: JIM FOSTER

## ROSTER

No.	Name	Pos.	Ht.	Year	Hometown
00	Lesley Smith	C	6-0	Jr.	Livingston, Tenn.
11	Rhonda Blades	G	5-7	So.	Springfield, Mo.
14	Misty Lamb	F	6-2	Sr.	Shelbyville, Tenn.
15	Renee Allen	G	5-10	Sr.	Cincinnati, Ohio
20	Mara Cunningham	C	6-4	So.	Fairfax, Va.
21	Shelley Jarrard	F	6-1	Sr.	Gore, Okla.
22	Ginger Jared	G	5-8	Fr.	Sparta, Tenn.
31	Lisa King	F	6-1	Sr.	San Antonio, Texas
32	Julie Powell	G	5-11	Jr.	Woodbury, Tenn.
33	^DeeAnn Bryan	F	6-1	Fr.	Dellrose, Tenn.
34	Heidi Gillingham	C	6-10	Jr.	Floresville, Texas
44	*Kelly Dougherty	F	6-0	Jr.-TR	Leavenworth, Kan.
55	Sheri Sam	F	6-1	Fr.	Duson, La.

^ Received a medical redshirt

\* Sat out due to NCAA Transfer rules

## SEASON STATISTICS

Name	PPG	RPG	APG	FG Pct.	FT Pct.
Heidi Gillingham	14.6	7.3	0.9	.625	.604
Julie Powell	12.4	3.6	2.6	.516	.867
Shelley Jarrard	11.3	4.5	3.1	.409	.500
Misty Lamb	10.2	6.2	1.5	.480	.700
Rhonda Blades	7.5	3.1	4.7	.423	.766
Mara Cunningham	7.3	2.4	0.5	.587	.800
Lisa King	5.3	2.8	0.9	.437	.857
Sheri Sam	3.2	2.1	0.4	.525	.481
Ginger Jared	2.9	1.0	2.2	.423	.679
Renee Allen	1.0	0.8	1.0	.325	.500

## SEASON RESULTS

Date	Opponent	W/L	VU	Opp
12/1	at Arizona	W	73	63
12/4	Southwest Mo. (O'Charleys)	W	72	59
12/6	Oregon (O'Charleys)	W	72	68
12/10	Bowling Green	W	69	66
12/13	*at Alabama	W	87	70
12/15	Dartmouth	W	90	52
12/21	at Texas	W	78	73
12/29	Connecticut (Hilton Head)	W	57	37
12/30	Virginia (Hilton Head)	W	66	62
1/2	*at Georgia	W	90	66
1/5	Memphis State (Belmont)	W	91	57
1/7	Ohio State	W	70	67
1/10	*Louisiana State	W	87	61
1/14	Oral Roberts	W	124	58
1/17	*Mississippi State	W	108	44
1/19	Southern Illinois	W	85	55
1/24	*at Florida	W	69	63
1/30	*Tennessee	L	68	73
2/4	Western Kentucky	W	62	59
2/6	*at Arkansas	W	80	59
2/9	DePaul	W	71	64
2/13	*South Carolina	W	58	48
2/16	at Penn State	W	66	57
2/21	*at Auburn	L	53	55
2/23	*at Kentucky	W	65	52
2/28	Mississippi	W	77	62
3/6	Kentucky (SEC-Chatt.)	W	68	61
3/7	Mississippi (SEC-Chatt.)	W	79	54
3/8	Georgia (SEC-Chatt.)	W	76	64
3/20	Cal-Berkeley (NCAA-Belmont)	W	82	63
<i>NCAA Midwest Regional (Nacogdoches, Texas)</i>				
3/25	Stephen F. Austin	W	59	56
3/27	Louisiana Tech	W	58	53
4/3	Texas Tech (Final Four-ATL)	L	46	60



# YEARLY RESULTS

## 1991-92 COMMODORES

22-9 OVERALL (.709), 6-5 (.545) SEC/4TH  
 H: 13-2; A: 5-6; N: 4-1  
 COACH: JIM FOSTER

### ROSTER

No.	Name	Pos.	Ht.	Year	Hometown
00	Lesley Smith	G	6-0	So.	Livingston, Tenn.
04	Jade Huntington	G	5-5	Sr.	Bradford, Vt.
11	Rhonda Blades	G	5-7	Fr.	Springfield, Mo.
12	Michelle Kennedy	G	5-6	Sr.	Hawesville, Ky.
13	Sarah Mannes	F	6-0	Sr.	Yankton, S.D.
14	Misty Lamb	F	6-2	Jr.	Shelbyville, Tenn.
15	Renee Allen	G	5-10	Jr.	Cincinnati, Ohio
20	Mara Cunningham	C	6-4	Fr.	Fairfax, Va.
21	Shelley Jarrard	F	6-1	Jr.	Gore, Okla.
24	Christine Dunn	G	5-9	Sr.	Salt Rock, W.Va.
30	Lori King	F	6-1	Jr.	San Antonio, Texas
31	Lisa King	F	6-1	Jr.	San Antonio, Texas
32	Julie Powell	G	5-11	So.	Woodbury, Tenn.
33	Donna Harris	G	5-6	Jr.	Nashville, Tenn.
34	Heidi Gillingham	C	6-10	So.	Floresville, Texas

### SEASON STATISTICS

Name	PPG	RPG	APG	FG Pct.	FT Pct.
Donna Harris	12.6	3.5	2.2	.436	.724
Heidi Gillingham	12.4	7.8	0.8	.592	.604
Julie Powell	10.9	4.0	2.4	.471	.702
Shelley Jarrard	9.7	3.5	1.7	.463	.714
Mara Cunningham	9.0	4.7	1.0	.548	.587
Misty Lamb	8.1	5.7	1.2	.507	.593
Jade Huntington	4.9	2.5	4.0	.526	.565
Lisa King	4.0	2.8	0.6	.536	.800
Rhonda Blades	3.0	1.5	1.4	.480	.816
Christine Dunn	2.1	0.6	0.3	.522	.875
Renee Allen	2.0	0.9	1.1	.390	.875
Sarah Mannes	1.5	1.2	0.4	.361	.643
Lesley Smith	1.0	0.9	0.3	.286	.500
Michelle Kennedy	0.4	0.1	0.1	.250	.600

### SEASON RESULTS

Date	Opponent	W/L	VU	Opp
11/22	Alabama State (O'Charleys)	W	88	42
11/23	Clemson (O'Charleys)	W	72	60
11/26	Eastern Kentucky	W	74	54
11/29	vs. Virginia Tech (Coors)	W	78	63
11/30	at Colorado (Coors-Boulder)	W	79	69
12/3	Texas-Arlington	W	104	62
12/7	at Memphis State	W	75	50
12/10	at Tennessee State	W	79	42
12/15	*Alabama	W	94	51
12/21	Eastern Illinois	W	100	59
12/28	vs. Iowa (Knoxville)	W	95	65
12/31	*at South Carolina	L	65	72
1/4	*Georgia	L	60	61
1/7	at Western Kentucky	L	63	71
1/11	*at Louisiana State	L	69	76
1/18	*at Mississippi State	W	85	52
1/26	*Florida	W	89	82
1/30	Middle Tennessee	W	90	61
2/2	*at Tennessee	L	53	70
2/8	Arkansas	W	79	75
2/12	*Kentucky	W	93	67
2/15	at Miami (Ohio)	W	69	48
2/18	Penn State	L	60	72
2/23	*Auburn	W	81	67
2/27	Tennessee Tech	W	87	59
2/29	*at Mississippi	L	57	59
SEC Tournament (Albany, Ga.)				
3/6	South Carolina	W	58	47
3/7	Georgia	L	57	58
NCAA East Second Round (Nashville, Tenn.)				
3/21	Connecticut	W	75	47
NCAA East Regional (Charlottesville, Va.)				
3/26	Miami (Florida)	W	77	67
3/28	Virginia	L	58	70

## 1990-91 COMMODORES

19-12 OVERALL (.612), 4-5 (.444) SEC/5TH  
 H: 11-3; A: 7-7; N: 1-2  
 COACH: PHIL LEE

### ROSTER

No.	Name	Pos.	Ht.	Year	Hometown
00	Lesley Smith	G	6-0	Fr.	Livingston, Tenn.
04	Jade Huntington	G	5-5	Jr.	Bradford, Vt.
12	Michelle Kennedy	G	5-6	Jr.	Hawesville, Ky.
14	Misty Lamb	F	6-2	So.	Shelbyville, Tenn.
15	Renee Allen	G	5-10	So.	Cincinnati, Ohio
21	Shelley Jarrard	F	6-1	So.	Gore, Okla.
24	Christine Dunn	G	5-9	Jr.	Salt Rock, W.Va.
30	Lori King	F	6-1	So.	San Antonio, Texas
31	Lisa King	F	6-1	R-So.	San Antonio, Texas
32	Julie Powell	G	5-11	Fr.	Woodbury, Tenn.
34	Heidi Gillingham	C	6-8	Fr.	Floresville, Texas
40	Wendy Scholtens	C	6-4	Sr.	Ft. Smith, Ark.
42	Sarah Mannes	F	6-0	Jr.	Yankton, S.D.
55	Donna Harris	G	5-6	So.	Nashville, Tenn.

### SEASON STATISTICS

Name	PPG	RPG	APG	FG Pct.	FT Pct.
Wendy Scholtens	21.4	10.7	2.7	.555	.872
Julie Powell	11.7	3.0	1.7	.502	.812
Donna Harris	11.6	3.5	3.5	.415	.832
Misty Lamb	8.1	5.1	1.9	.498	.539
Heidi Gillingham	7.4	6.0	0.7	.559	.549
Jade Huntington	6.0	2.4	4.9	.352	.721
Shelley Jarrard	4.6	3.0	1.3	.486	.604
Sarah Mannes	2.4	1.5	0.3	.533	.625
Lisa King	2.3	1.1	0.1	.250	.800
Renee Allen	1.9	1.3	0.7	.308	.500
Lesley Smith	1.9	1.4	0.8	.343	1.000
Lori King	1.7	0.7	0.1	.429	.900
Michelle Kennedy	1.2	0.4	1.4	.385	.750
Christine Dunn	0.7	0.9	0.7	.300	.333

### SEASON RESULTS

Date	Opponent	W/L	VU	Opp
11/23	Campbell (O'Charleys)	W	89	53
11/24	Butler (O'Charleys)	L	88	91
11/28	at Maine	W	74	67
11/30	Loyola M'ount (Lady Ute)	W	81	75
12/1	Utah (Lady Ute)	L	78	86
12/6	Tennessee	W	80	66
12/8	Miami University	W	64	56
12/12	Evansville	W	80	64
12/13	Tennessee State	W	98	63
12/15	Northwestern	L	86	91
12/17	Marshall	W	67	36
12/31	Austin Peay	W	111	60
1/3	at Northern Illinois	W	79	65
1/6	Mississippi State	W	71	57
1/9	at Florida	L	68	74
1/12	at Alabama	L	63	73
1/16	Western Kentucky	L	78	80
1/20	at Kentucky	L	63	80
1/24	at Georgia Southern	W	80	75
1/26	at Georgia	L	53	57
1/31	at Tennessee Tech	L	66	73
2/3	Louisiana State	W	73	72
2/6	at Middle Tennessee	W	79	66
2/14	at Lipscomb	W	85	55
2/17	at Auburn	L	75	83
2/20	at UT-Chattanooga	W	79	57
2/24	Mississippi	W	69	46
3/2	Tennessee (SEC-Albany, Ga.)	L	60	62
NCAA Mideast First Round (Nashville, Tenn.)				
3/13	South Carolina	W	73	64
Second Round (West Lafayette, Ind.)				
3/17	Purdue	W	69	63
Sweet 16-Knoxville, Tenn.				
3/21	Auburn	L	45	58

## 1989-90 COMMODORES

23-11 OVERALL (.676), 5-4 (.555) SEC/5TH  
 H: 15-2; A: 4-6; N: 4-3  
 COACH: PHIL LEE

### ROSTER

No.	Name	Pos.	Ht.	Year	Hometown
04	Jade Huntington	G	5-5	So.	Bradford, Vt.
10	Misty Lamb	F	6-2	Fr.	Shelbyville, Tenn.
11	Kris Becker	G	5-6	Sr.	New Berlin, Wis.
12	Michelle Kennedy	G	5-6	So.	Hawesville, Ky.
14	Jeanie Carroll	G	5-8	Sr.	Clifton, Tenn.
15	Renee Allen	G	5-10	Fr.	Cincinnati, Ohio
21	Shelley Jarrard	F	6-1	Fr.	Gore, Okla.
24	Christine Dunn	G	5-9	So.	Salt Rock, W.Va.
30	Lori King	F	6-1	R-Fr	San Antonio, Texas
31	*Lisa King	F	6-1	So.	San Antonio, Texas
40	Wendy Scholtens	C	6-4	Jr.	Ft. Smith, Ark.
42	Sarah Mannes	F	6-0	So.	Yankton, S.D.
44	Renee Sallquist	F	6-3	Sr.	Brookings, S.D.
55	Donna Harris	G	5-6	Fr.	Nashville, Tenn.

\* Redshirted due to injury

### SEASON STATISTICS

Name	PPG	RPG	APG	FG Pct.	FT Pct.
Wendy Scholtens	25.2	11.4	2.9	.589	.894
Misty Lamb	12.3	6.5	1.5	.562	.707
Donna Harris	11.3	3.6	2.9	.453	.762
Renee Sallquist	9.2	5.6	2.3	.469	.702
Kris Becker	6.3	2.0	2.5	.456	.750
Shelley Jarrard	5.7	3.6	0.9	.475	.530
Jade Huntington	4.5	2.2	3.3	.372	.727
Sarah Mannes	3.2	1.3	0.4	.532	.727
Christine Dunn	2.8	0.8	0.6	.500	.667
Renee Allen	1.5	1.1	0.5	.375	.600
Michelle Kennedy	0.8	0.8	1.2	.333	.800
Jeanie Carroll	0.8	0.6	0.4	.445	.000

### SEASON RESULTS

Date	Opponent	W/L	VU	Opp
11/24	Oregon State (Wahine, Hi.)	W	63	50
11/25	Virginia (Wahine, Hi.)	L	74	76
11/26	Kansas (Wahine, Hi.)	W	70	64
11/30	Evansville	W	111	66
12/1	Transylvania	W	87	45
12/4	Tennessee Tech	W	62	50
12/5	at Tennessee State	W	87	70
12/9	Wright State (Lady Herd)	W	88	49
12/10	Va. Commonwealth (LH)	W	75	73
12/13	Georgia Southern	W	95	61
12/16	Morehead State	W	92	46
12/30	Cal-Berkeley	L	70	72
1/2	at Northwestern	L	64	81
1/4	at Notre Dame	L	63	77
1/7	Kentucky	W	79	70
1/9	David Lipscomb	W	95	68
1/13	Georgia	W	63	62
1/17	at Western Kentucky	L	73	75
1/20	Auburn	L-2ot	93	96
1/24	Memphis State	W	99	66
1/27	at Mississippi State	W	74	64
1/29	Northern Illinois	W	87	83
1/31	at Austin Peay	W	88	62
2/3	Alabama	W	98	74
2/7	UT-Chattanooga	W	94	46
2/10	at Mississippi	L	60	75
2/15	Middle Tennessee	W	88	70
2/17	at Louisiana State	L	69	71
2/22	at Tennessee	L	77	88
2/25	Florida	W	82	60
3/3	Georgia (SEC-Albany, Ga.)	L	72	79
3/14	Rutgers (NCAA-Nashville)	W	78	75
3/17	Iowa (NCAA-Iowa City)	W	61	56
3/22	Auburn (NCAA-Iowa City)	L	67	80



# YEARLY RESULTS

## 1988-89 COMMODORES

21-8 OVERALL (.724), 5-4 (.555) SEC/4TH

H: 10-1; A: 9-6; N: 2-1

COACH: PHIL LEE

### ROSTER

No.	Name	Pos.	Ht.	Year	Hometown
04	Jade Huntington	G	5-5	Fr.	Bradford, Vt.
05	Jill Goldberg	G	5-9	Sr.	Raleigh, N.C.
11	Kris Becker	G	5-6	Jr.	New Berlin, Wis.
12	Michelle Kennedy	G	5-6	Fr.	Hawesville, Ky.
14	Jeanie Carroll	G	5-8	Jr.	Clifton, Tenn.
22	Deborah Denton	G	5-8	Sr.	Atlanta, Ga.
24	Christine Dunn	G	5-9	Fr.	Salt Rock, W.Va.
30	*Lori King	F	6-1	Fr.	San Antonio, Texas
31	Lisa King	F	6-1	Fr.	San Antonio, Texas
32	Nicole Marcelli	G	5-8	Sr.	Canton, Ohio
33	Nicole Hare	F	5-10	Sr.	Nashville, Tenn.
40	Wendy Scholtens	C	6-4	So.	Ft. Smith, Ark.
42	Sarah Mannes	F	6-0	Fr.	Yankton, S.D.
44	Rena Sallquist	F	6-3	Jr.	Brookings, S.D.

\* Redshirted due to injury after playing two games

### SEASON STATISTICS

Name	PPG	RPG	APG	FG Pct.	FT Pct.
Wendy Scholtens	22.3	10.9	2.5	.570	.876
Deborah Denton	14.3	2.6	4.8	.437	.729
Lisa King	11.4	6.0	1.1	.461	.756
Rena Sallquist	9.5	7.7	1.9	.408	.645
Jill Goldberg	9.0	2.8	2.1	.536	.850
Sarah Mannes	3.9	1.6	0.2	.442	.784
Jade Huntington	3.6	1.5	1.2	.417	.556
Nicole Marcelli	3.2	1.9	1.4	.363	.791
Christine Dunn	3.0	1.2	0.4	.483	.917
Lori King	2.0	2.0	0.0	.250	.500
Kris Becker	1.3	1.7	1.3	.316	.500
Nicole Hare	1.2	2.1	0.3	.333	.455
Michelle Kennedy	0.9	0.7	0.8	.333	.000
Jeanie Carroll	0.7	.07	0.2	.333	.000

### SEASON RESULTS

Date	Opponent	W/L	VU	Opp
11/30	Austin Peay	W	97	30
<i>Harvard Invitational (Cambridge, Mass.)</i>				
12/2	Lafayette	W	81	62
12/3	Harvard	W	94	67
12/6	at Middle Tennessee	L	73	81
12/10	Western Kentucky	W	100	89
12/13	Tennessee State	W	92	33
12/15	East Carolina	W	91	56
<i>Reebok Classic (Norfolk, Va.)</i>				
12/29	Michigan	W	95	86
12/30	Old Dominion	L	76	85
1/3	at Dayton	W	71	57
1/4	at Louisville	W	76	68
1/6	*at Kentucky	L	68	74
1/8	Notre Dame	W	86	64
1/9	at David Lipscomb	W	86	64
1/11	*at Tennessee Tech	W	79	64
1/14	*at Georgia	L	62	83
1/18	Montevallo	W	94	60
1/21	*at Auburn	L	69	87
1/26	*Tennessee	L	60	80
1/28	*Mississippi State	W	75	53
2/1	at Evansville	W	74	52
2/4	*at Alabama	W	91	79
2/7	Belmont	W	82	51
2/11	*Mississippi	W	63	62
2/19	*Louisiana State	W	79	66
2/22	at Memphis State	W	89	82
2/25	*at Florida	W	80	68
<i>SEC Tournament (Albany, Ga.)</i>				
3/4	Louisiana State	L	73	79
<i>NCAA East First Round (Philadelphia, Penn.)</i>				
3/15	St. Joseph	L	68	82

## 1987-88 COMMODORES

18-10 OVERALL (.642), 4-5 (.444) SEC/7TH

H: 12-2; A: 5-7; N: 1-1

COACH: PHIL LEE

### ROSTER

No.	Name	Pos.	Ht.	Year	Hometown
05	Jill Goldberg	G	5-9	Jr.	Raleigh, N.C.
11	Kris Becker	G	5-6	So.	New Berlin, Wis.
14	Jeanie Carroll	G	5-8	So.	Clifton, Tenn.
20	Carolyn Peck	C	6-4	Sr.	Jefferson City, Tenn.
22	Deborah Denton	G	5-8	Jr.	Atlanta, Ga.
24	Barbara Bolden	F	6-2	Fr.	Shreveport, La.
32	Nicole Marcelli	G	5-8	Jr.	Canton, Ohio
33	Nicole Hare	F	5-10	Jr.	Nashville, Tenn.
34	Patsy Smith	F	5-11	Sr.	Shelbyville, Tenn.
40	Wendy Scholtens	C	6-4	Fr.	Ft. Smith, Ark.
42	Libby Kimery	F	5-8	Sr.	Nashville, Tenn.
44	Rena Sallquist	F	6-3	So.	Volga, S.D.
51	Andrea Kyser	C	6-1	So.	Warren, Ohio

### SEASON STATISTICS

Name	PPG	RPG	APG	FG Pct.	FT Pct.
Wendy Scholtens	15.4	8.4	1.6	.617	.786
Deborah Denton	14.2	3.0	4.1	.462	.747
Carolyn Peck	12.5	6.4	1.1	.506	.784
Patsy Smith	10.3	6.0	1.7	.415	.667
Barbara Bolden	6.9	5.0	0.7	.418	.647
Jill Goldberg	5.8	3.3	1.7	.429	.920
Rena Sallquist	4.1	3.3	1.0	.374	.586
Nicole Marcelli	3.1	1.8	0.9	.408	.692
Kris Becker	2.0	1.3	1.0	.385	.733
Andrea Kyser	1.8	1.6	0.3	.423	.444
Libby Kimery	1.3	0.6	0.2	.278	.500
Nicole Hare	0.8	1.4	0.1	.429	.333
Jeanie Carroll	0.6	0.4	0.0	.200	1.000

### SEASON RESULTS

Date	Opponent	W/L	VU	Opp
11/27	at Illinois State	W	63	57
11/29	at Illinois	L	68	73
12/1	Lipscomb	W	79	49
<i>East Carolina Tournament (Greenville, NC)</i>				
12/4	Georgia Southwest	W	74	38
12/5	East Carolina	W	66	56
12/8	at Tennessee State	W	82	45
12/11	West Virginia	W	92	75
12/19	Dayton	W	82	67
1/2	Tennessee Tech	W	72	59
1/3	at UT-Chattanooga	L	75	81
1/6	Middle Tennessee	W	70	67
1/10	at South Alabama	L	71	73
1/13	*at Mississippi	L	56	64
1/17	*at Tennessee	L	67	104
1/23	Louisville	W	102	56
1/28	*Kentucky	W	83	68
1/30	Missouri-KC	W	98	90
1/31	*Florida	W	84	62
2/3	*at Mississippi State	W	80	70
2/6	*at Louisiana State	L	66	73
2/9	Evansville	W	93	62
2/13	at Belmont	W	81	65
2/15	at Western Kentucky	L	64	89
2/18	*Alabama	W	71	65
2/21	*Georgia	L	55	58
2/24	Memphis State	W	86	73
2/28	*Auburn	L	57	89
<i>SEC Tournament (Albany, Ga.)</i>				
3/4	Kentucky	L	67	75

## 1986-87 COMMODORES

23-10 OVERALL (.696), 4-5 (.444) SEC/6TH

H: 15-2; A: 4-6; N: 4-2

COACH: PHIL LEE

### ROSTER

No.	Name	Pos.	Ht.	Year	Hometown
05	Jill Goldberg	G	5-9	So.	Raleigh, N.C.
10	Robin Adams	F	6-0	Fr.	Knoxville, Tenn.
11	Kris Becker	G	5-6	Fr.	New Berlin, Wis.
20	Carolyn Peck	C	6-4	Jr.	Jefferson City, Tenn.
22	Deborah Denton	G	5-8	So.	Atlanta, Ga.
32	Nicole Marcelli	G	5-8	So.	Canton, Ohio
33	Nicole Hare	F	5-10	So.	Nashville, Tenn.
34	Patsy Smith	F	5-11	Jr.	Shelbyville, Tenn.
40	Karen Booker	C	6-1	Sr.	Franklin, Tenn.
42	Libby Kimery	F	5-8	Jr.	Nashville, Tenn.
44	Rena Sallquist	F	6-3	Fr.	Volga, S.D.
51	Andrea Kyser	C	6-1	Fr.	Warren, Ohio

### SEASON STATISTICS

Name	PPG	RPG	APG	FG Pct.	FT Pct.
Karen Booker	19.0	11.8	1.3	.455	.612
Deborah Denton	14.6	2.3	4.8	.486	.679
Patsy Smith	12.4	6.6	1.8	.445	.662
Carolyn Peck	10.4	5.4	1.1	.472	.775
Jill Goldberg	7.0	2.4	2.6	.459	.738
Rena Sallquist	4.9	4.5	1.2	.405	.526
Nicole Marcelli	4.3	1.6	1.4	.434	.760
Robin Adams	3.9	2.0	0.3	.417	.500
Andrea Kyser	2.9	2.4	0.2	.483	.706
Kris Becker	2.4	1.6	1.1	.500	.900
Libby Kimery	1.9	0.9	0.4	.267	.813
Nicole Hare	1.9	1.1	0.0	.375	.818

### SEASON RESULTS

Date	Opponent	W/L	VU	Opp
11/28	Mississippi Valley	W	101	70
12/1	at Evansville	W	68	62
12/6	at Louisville	L	78	80
12/7	St. Peter's	W	87	61
12/10	Western Kentucky	W	81	66
12/12	Alabama-Birmingham	W	70	48
12/14	Southern University	W	114	45
12/17	UT-Chattanooga	W	90	53
12/20	Illinois State	W	86	57
<i>Rainbow Wahine Classic (Honolulu, Hawaii)</i>				
1/3	Harvard	W	78	50
1/4	New Mexico State	W	90	77
1/5	Western Kentucky	W	78	75
1/8	*Mississippi	L	73	77
1/11	*at Alabama	W	90	84
1/15	Utah	W	65	64
1/19	Belmont	W	95	48
1/21	*at Kentucky	L	71	74
1/24	*at Florida	W	80	60
1/27	*Mississippi State	W	71	61
1/29	North Alabama	W	110	60
2/1	*Louisiana State	L-ot	79	81
2/4	*Tennessee	W	77	76
2/10	Tennessee State	W	96	37
2/12	Creighton	W	77	57
2/15	*at Georgia	L	72	89
2/18	*at Auburn	L	67	111
2/21	at Memphis State	L	74	93
2/22	Indiana-Purdue PLS	W	100	62
2/26	at Tennessee Tech	L	79	81
2/28	at Ball State	W	89	70
3/5	Mississippi (SEC-Albany, Ga.)	W	65	64
3/6	Georgia (SEC-Albany, Ga.)	L	53	54
3/15	JMU (NCAA-Fayetteville, N.C.)	L	60	68



# YEARLY RESULTS

## 1985-86 COMMODORES

22-9 OVERALL (.709), 4-5 (.444) SEC/7TH

H: 11-3; A: 8-5; N: 3-1

COACH: PHIL LEE

### ROSTER

No.	Name	Pos.	Ht.	Year	Hometown
00	Jill Goldberg	G	5-9	Fr.	Raleigh, N.C.
10	Dana Turner	F	6-2	Sr.	Hendersonville, Tenn.
14	Mary Braugher	G	5-9	Fr.	Morehead, Ky.
20	Carolyn Peck	C	6-4	So.	Jefferson City, Tenn.
22	Deborah Denton	G	5-8	Fr.	Atlanta, Ga.
24	Jackie Cowan	F	5-10	Sr.	Nashville, Tenn.
25	Donna Atkinson	G	5-6	Sr.	Goldsboro, N.C.
32	Nicole Marcelli	G	5-8	Fr.	Canton, Ohio
33	Nicole Hare	F	5-10	Fr.	Nashville, Tenn.
34	Patsy Smith	F	5-11	So.	Shelbyville, Tenn.
40	Karen Booker	C	6-1	Jr.	Franklin, Tenn.
42	Libby Kimery	F	5-8	So.	Nashville, Tenn.

### SEASON STATISTICS

Name	PPG	RPG	APG	FG Pct.	FT Pct.
Jackie Cowan	20.4	8.1	2.2	.526	.802
Donna Atkinson	14.3	3.3	2.6	.486	.794
Karen Booker	12.6	10.9	0.8	.413	.401
Carolyn Peck	9.9	5.6	0.7	.514	.626
Patsy Smith	7.8	4.8	1.6	.418	.636
Dana Turner	4.7	1.6	1.7	.462	.897
Deborah Denton	4.4	2.0	1.3	.463	.429
Jill Goldberg	4.1	1.8	2.0	.442	.667
Nicole Marcelli	2.3	1.1	1.5	.442	.583
Libby Kimery	2.2	1.4	0.3	.333	.833
Nicole Hare	1.3	1.8	0.0	.235	.692

### SEASON RESULTS

Date	Opponent	W/L	VU	Opp
11/24	Texas Tech	L	89	74
11/29	Illinois	W-ot	63	75
12/2	at Tennessee State	W	89	86
<i>Providence College Invitational (Providence R.I.)</i>				
12/7	Xavier	W	100	55
12/8	Providence	W	98	82
12/10	Tennessee Tech	W	87	72
12/29	Southwest Missouri	W	102	53
1/3	at Alabama-Birmingham	W	76	60
1/4	at Troy State	W	82	51
1/8	*Florida	W	70	53
1/12	*Georgia	L	61	68
1/15	at Northern Alabama	W	69	60
1/18	*at Louisiana State	L	80	91
1/19	at Southern University	L	68	70
1/23	*Alabama	W	84	75
1/25	*at Mississippi State	W	69	41
1/26	at Mississippi Valley St.	W	77	63
1/29	*Auburn	W	60	59
2/1	*at Mississippi	L	62	76
2/5	*Kentucky	L	70	79
2/7	at UT-Chattanooga	W	86	62
2/9	Cheyney State	W	112	54
2/12	Alabama-Huntsville	W	100	47
2/15	*at Tennessee	L	81	94
2/18	Louisville	W	114	76
2/20	Memphis State	W	96	73
2/23	South Alabama	W	95	79
<i>SEC Tournament (Athens, Ga.)</i>				
2/28	Mississippi State	W	83	69
3/1	Auburn	W	89	79
3/2	Louisiana State	L	60	83
<i>NCAA Midwest 2nd Round (Norman, Okla.)</i>				
3/16	Oklahoma	L	67	86

## 1984-85 COMMODORES

14-13 OVERALL (.519), 2-6 (.250) SEC/8TH

H: 6-4; A: 4-8; N: 4-1

COACH: PHIL LEE

### ROSTER

No.	Name	Pos.	Ht.	Year	Hometown
10	Dana Turner	F	6-2	Jr.	Hendersonville, Tenn.
14	Barbara Brackman	F	6-2	Sr.	Douglasville, Ga.
20	Carolyn Peck	C	6-4	Fr.	Jefferson City, Tenn.
21	Kim Kilgore	G	5-5	Fr.	Speedwell, Tenn.
24	Jackie Cowan	F	5-10	Jr.	Nashville, Tenn.
25	Donna Atkinson	G	5-6	Jr.	Goldsboro, N.C.
31	Harriet Brumfield	C	6-2	Sr.	Tampa, Fla.
32	Tina Blair	F	6-0	Sr.	Indiana, Pa.
33	Dee Dee Deeken	F	5-11	Fr.	Palatine, Ill.
34	Patsy Smith	F	5-11	Fr.	Shelbyville, Tenn.
40	Karen Booker	C	6-1	So.	Franklin, Tenn.
42	Libby Kimery	F	5-8	Fr.	Nashville, Tenn.

### SEASON STATISTICS

Name	PPG	RPG	APG	FG Pct.	FT Pct.
Harriet Brumfield	14.6	7.4	0.6	.484	.685
Jackie Cowan	13.2	5.3	2.6	.455	.773
Donna Atkinson	11.9	3.9	2.9	.490	.703
Carolyn Peck	9.6	5.9	0.9	.458	.708
Karen Booker	9.4	6.3	0.5	.444	.391
Barbara Brackman	8.1	4.5	3.5	.360	.714
Dana Turner	3.4	0.9	1.0	.476	.824
Patsy Smith	3.3	3.5	0.8	.418	.667
Dee Dee Deeken	2.1	0.9	0.9	.385	.800
Libby Kimery	1.9	1.1	0.5	.314	.857
Kim Kilgore	1.1	0.1	0.2	.467	.667
Tina Blair	1.1	1.3	0.4	.571	.750

### SEASON RESULTS

Date	Opponent	W/L	VU	Opp
11/21	Tennessee State	W	91	47
<i>Oil Capital Classic (Tulsa, Okla.)</i>				
11/23	Hawaii	W	81	57
11/24	Kansas	L	61	65
<i>Texas Classic (Austin, Texas)</i>				
12/1	UCLA	W	66	62
12/2	Texas	L	71	95
12/5	at Tennessee Tech	L	74	79
<i>Rotary Classic (Jefferson City, Tenn.)</i>				
12/7	Mercer	W	97	76
12/8	Carson-Newman	W	81	66
<i>Old Dominion Invitational (Norfolk, Va.)</i>				
12/21	Northern Illinois	W	94	68
12/22	Old Dominion	L	72	96
1/5	Kentucky	L	57	58
1/8	at Florida	L	62	73
1/11	Mississippi State	W	86	54
1/13	Detroit	W	96	82
1/13	Tennessee	W	84	77
1/19	at Western Kentucky	L	68	85
1/27	Georgia	L	67	83
1/29	Mississippi	L	56	80
2/2	Florida	L	56	61
2/5	UT-Chattanooga	W	88	64
2/10	at Georgia	L	71	95
2/14	Memphis State	W	77	72
2/16	at Tennessee	L	71	82
2/18	at Louisville	W	93	67
2/20	at Kentucky	W	78	73
<i>SEC Tournament (Tuscaloosa, Ala.)</i>				
2/28	Alabama	W-ot	87	85
<i>SEC Tournament (Athens, Ga.)</i>				
3/1	Georgia	L	69	79

## 1983-84 COMMODORES

23-9 OVERALL (.719), 2-6 (.250) SEC/6TH

H: 9-3; A: 8-5; N: 6-1

COACH: PHIL LEE

### ROSTER

No.	Name	Pos.	Ht.	Year	Hometown
10	Dana Turner	F	6-2	So.	Hendersonville, Tenn.
13	Dee Dee Cook	G	5-6	Sr.	Chapel Hill, N.C.
14	Barbara Brackman	F	6-2	Jr.	Douglasville, Ga.
20	Lori Gross	G	5-6	Fr.	Mt. Juliet, Tenn.
22	Tracie Albright	F	5-9	So.	Clarksville, Tenn.
24	Jackie Cowan	F	5-10	So.	Nashville, Tenn.
25	Donna Atkinson	G	5-6	So.	Goldsboro, N.C.
31	Harriet Brumfield	C	6-2	Jr.	Tampa, Fla.
32	Tina Blair	F	6-0	Jr.	Indiana, Pa.
33	Karen Booker	C	6-1	Fr.	Franklin, Tenn.
42	Kylee Brock	F	5-9	So.	Ventura, Calif.

### SEASON STATISTICS

Name	PPG	RPG	APG	FG Pct.	FT Pct.
Donna Atkinson	15.9	3.8	2.4	.460	.757
Jackie Cowan	15.1	6.2	1.6	.494	.800
Barbara Brackman	14.8	6.6	1.6	.446	.711
Harriet Brumfield	14.4	9.4	0.6	.484	.655
Karen Booker	9.1	7.1	0.1	.452	.647
Lori Gross	6.3	2.5	4.3	.374	.568
Dana Turner	2.4	1.6	0.6	.359	.739
Tracie Albright	1.4	0.7	0.2	.333	.000
Tina Blair	1.2	1.5	0.2	.357	.333
Dee Dee Cook	0.5	0.3	0.3	.455	.000
Kylee Brock	0.3	1.0	0.1	.500	.000

### SEASON RESULTS

Date	Opponent	W/L	VU	Opp
11/19	Belmont	W	91	47
<i>Dartmouth Invitational (Hanover, NH)</i>				
11/26	Dartmouth	W	83	42
12/1	UT-Martin	W-ot	89	82
12/3	at Mississippi	L-ot	72	82
12/5	at Auburn	L	64	83
12/10	at Southern Illinois	W	80	75
12/13	Tennessee Tech	W	111	80
12/16	Mercer	W	63	60
1/4	at Florida	W	86	77
1/5	at South Florida	W	77	58
1/10	at UT-Martin	W	84	62
1/14	at Georgia	L	86	87
1/16	Alabama	W	84	74
1/17	at Middle Tennessee	W	66	60
1/22	Kentucky	W	77	74
1/27	University of D.C.	W	106	70
1/29	Florida	L	65	66
1/31	MTSU	W	83	67
2/5	Tennessee	L	73	82
2/7	Western Kentucky	W	76	68
2/12	Georgia	L	66	90
2/16	at Mississippi State	W	89	72
2/20	at Kentucky	L	70	89
2/23	at UT-Chattanooga	W	66	65
2/26	at Tennessee	L	72	74
<i>SEC Tournament (Athens, Ga.)</i>				
3/2	Mississippi State	W	72	47
3/3	Mississippi	W	78	73
3/4	Alabama	L	73	83
<i>Utah (WNIT-Amarillo)</i>				
<i>WKU (WNIT-Amarillo)</i>				
<i>UTC (WNIT-Amarillo)</i>				





# YEARLY RESULTS

## 1982-83 COMMODORES

12-14 OVERALL (.461), 2-6 (.250) SEC/4TH

H: 5-6; A: 6-7; N: 1-1

COACH: PHIL LEE

### ROSTER

No.	Name	Pos.	Ht.	Year	Hometown
10	Dana Turner	F	6-2	Fr.	Hendersonville, Tenn.
13	Dee Dee Cook	G	5-6	Jr.	Chapel Hill, N.C.
14	Barbara Brackman	F	6-2	So.	Douglasville, Ga.
15	Colleen Desch	G	5-7	Fr.	Ocala, Fla.
22	Tracie Albright	F	5-9	Fr.	Clarksville, Tenn.
24	Jackie Cowan	F	5-10	Fr.	Nashville, Tenn.
25	Donna Atkinson	G	5-6	Fr.	Goldsboro, N.C.
31	Harriet Brumfield	C	6-2	So.	Tampa, Fla.
32	Tina Blair	F	6-0	So.	Indiana, Pa.
33	Julie Lewis	G	5-7	Fr.	Wayland, Mass.
41	Meg Turner	G	5-10	So.	Wytheville, Va.
42	Margaret Stigaard	F	5-10	Fr.	Lynchburg, Va.

### SEASON STATISTICS

Name	PPG	RPG	APG	FG Pct.	FT Pct.
Harriet Brumfield	16.5	7.9	0.5	.514	.686
Jackie Cowan	15.4	6.4	1.5	.569	.663
Donna Atkinson	14.7	3.5	3.0	.476	.678
Barbara Brackman	12.2	8.7	2.1	.413	.583
Meg Turner	6.4	3.5	1.2	.355	.787
Dana Turner	5.8	2.8	1.2	.435	.863
Margaret Stigaard	3.0	0.5	0.0	.750	.000
Dee Dee Cook	2.5	0.8	0.6	.438	.667
Julie Lewis	2.0	3.0	0.0	1.000	.000
Tina Blair	1.4	2.0	0.2	.353	.333
Colleen Desch	0.5	0.5	0.0	.500	.000
Tracie Albright	0.4	0.4	0.0	.250	.000

### SEASON RESULTS

Date	Opponent	W/L	VU	Opp
11/20	at Northern Alabama	W	78	60
11/23	at Belmont	W	81	70
11/29	Southern Illinois	L	69	72
12/1	at Austin Peay	W	97	47
<i>Lady Eagle Classic (Morehead, Ky.)</i>				
12/3	Ala.-Huntsville	W	76	71
12/4	Morehead State	W	69	68
12/8	at UT-Martin	W	76	66
12/11	Western Kentucky	L	79	80
1/4	Union	W	90	73
1/8	at Georgia	L	70	76
1/12	at Tennessee	L	70	98
1/15	UT-Chattanooga	W	83	79
1/17	Middle Tennessee	L	81	86
1/20	at Tennessee Tech	L	73	82
1/23	Kentucky	L	85	106
1/29	at Western Kentucky	L	60	78
1/31	Florida	W	79	78
2/3	Louisville	L	84	86
2/6	Georgia	W	63	62
2/8	at Lipscomb	W	79	62
2/12	at Kentucky	L	71	80
2/16	at Middle Tennessee	L-ot	66	73
2/19	Tennessee	L	79	94
2/23	UT-Martin	W	86	79
2/26	at Florida	L	66	69
<i>SEC Tournament (Knoxville, Tenn.)</i>				
3/3	Mississippi State	L	51	53

## 1981-82 COMMODORES

20-14 OVERALL (.588)

H: 10-4; A: 3-8; N: 7-2

COACH: PHIL LEE

### ROSTER

No.	Name	Pos.	Ht.	Year	Hometown
12	Lisa Witty	G	5-7	Fr.	Glasgow, Ky.
13	Dee Dee Cook	G	5-6	So.	Chapel Hill, N.C.
14	Barbara Brackman	F	6-2	Fr.	Douglasville, Ga.
22	Aljeanette Bramlett	F	5-9	R-Sr.	Pulaski, Tenn.
24	Tina Blair	F	6-0	Fr.	Indiana, Pa.
30	Sarah Nichols	G	5-2	Jr.	Nashville, Tenn.
31	Harriet Brumfield	C	6-2	Fr.	Tampa, Fla.
33	Valerie Ellis	F-C	6-1	Fr.	Gloucester, Va.
41	Meg Turner	G	5-10	Fr.	Wytheville, Va.
42	Cathy Bender	G	5-5	Sr.	Mt. Juliet, Tenn.
43	Dottie Saye	F	5-9	So.	Marietta, Ga.

### SEASON STATISTICS

Name	PPG	RPG	APG	FG Pct.	FT Pct.
Harriet Brumfield	19.7	10.6	0.3	.526	.686
Barbara Brackman	19.4	8.6	0.7	.485	.726
Aljeanette Bramlett	16.1	3.1	1.8	.474	.657
Meg Turner	8.5	5.3	1.2	.382	.679
Valerie Ellis	5.7	5.5	0.5	.398	.671
Cathy Bender	3.6	2.7	7.7	.368	.570
Dottie Saye	3.3	2.3	1.0	.400	.647
Dee Dee Cook	1.6	0.4	0.2	.483	.750
Sarah Nichols	1.4	0.3	0.6	.452	.000
Lisa Witty	0.9	0.9	0.0	.429	.500
Tina Blair	0.3	0.5	0.0	.080	.571

### SEASON RESULTS

Date	Opponent	W/L	VU	Opp
11/20	Belmont	W	82	58
11/25	at Boston University	L	78	80
11/27	Northwestern (Harvard)	W	81	70
11/28	Rice (Harvard)	W	91	54
12/2	Austin Peay	W	80	74
12/4	Western Kentucky	W	101	91
12/6	at Tennessee	L	77	99
12/7	at Carson-Newman	W	81	69
12/10	at Kentucky	L	61	84
12/22	Oakland	W	78	72
1/4	Tennessee	L	63	80
1/6	at Florida	L	71	81
1/9	at Georgia Tech	W	80	74
1/19	Union	W	89	74
1/23	Lipscomb	W	86	48
1/26	Kentucky	L	76	86
1/28	East Tennessee State	W	61	58
1/31	Florida	W	89	86
2/3	Middle Tennessee	L	71	76
2/5	Tennessee State (Lady Moc)	W	80	71
2/6	UT-Chattanooga (Lady Moc)	W	89	78
2/11	UT-Martin	W	88	64
2/17	Georgia	L	63	78
2/19	at Memphis State	L	78	97
2/20	at Delta State	L	67	68
2/22	at Georgia	L	66	79
2/23	UT-Chattanooga	W-ot	85	77
2/25	Mississippi State (SEC)	W	87	67
2/26	Tennessee (SEC)	L	75	80
2/28	Austin Peay (AIAW-Chatt)	W	78	76
	UT-Chattanooga	L	63	78
	Eastern Kentucky (J. City)	W	88	78
	Duke	W	75	57
3/2	Delta State (Villanova)	L	79	90

## 1980-81 COMMODORES

12-16 OVERALL (.429)

H: 6-5; A: 3-8; N: 3-3

COACH: PHIL LEE

### ROSTER

No.	Name	Pos.	Ht.	Year	Hometown
10	Karen McGinn	G	5-5	Sr.	Nashville, Tenn.
12	Allison Floyd	G	5-7	Sr.	Nashville, Tenn.
13	Dee Dee Cook	G	5-6	Fr.	Chapel Hill, N.C.
15	Maria Cardona	G	5-7	Jr.	Celina, Tenn.
20	Eva Lemah	G	5-6	So.	Nashville, Tenn.
22	Sheila Johansson	F	5-9	Jr.	Mt. Juliet, Tenn.
24	Gayle Kinzer	F	5-11	So.	Nashville, Tenn.
25	Cathy Bender	G	5-5	Jr.	Mt. Juliet, Tenn.
30	Sarah Nichols	G	5-2	So.	Nashville, Tenn.
33	*Aljeanette Bramlett	F	5-9	Sr.	Pulaski, Tenn.
34	Cindy Freeman	C	5-11	Jr.	Portland, Tenn.
43	Dottie Saye	F	5-9	Fr.	Marietta, Ga.
44	Donna Wheeler	F	5-9	Fr.	Jacksonville, Fla.

\* Redshirted due to injury

### SEASON STATISTICS

Name	PPG	RPG	APG	FG Pct.	FT Pct.
Gayle Kinzer	21.0	8.5	0.5	.431	.710
Eva Lemah	19.6	6.7	1.0	.433	.678
Sheila Johansson	13.5	5.8	1.1	.483	.807
Dottie Saye	9.3	5.2	0.5	.385	.725
Allison Floyd	2.7	2.3	3.8	.395	.478
Cathy Bender	2.6	2.7	2.1	.253	.468
Dee Dee Cook	2.5	0.6	0.4	.355	.800
Sarah Nichols	1.2	0.5	0.5	.333	.500
Karen McGinn	1.2	0.9	0.5	.267	.000
Donna Wheeler	1.1	1.5	0.2	.304	.538
Maria Cardona	1.1	0.5	0.0	.545	.000

### SEASON RESULTS

Date	Opponent	W/L	VU	Opp
11/17	at Western Kentucky	L	47	87
11/19	at Alabama	L	73	96
11/22	Auburn	W	79	74
11/24	Memphis State	W	78	71
12/1	Lipscomb	W	79	42
12/6	Middle Tennessee	W	89	88
12/8	Belmont	L	70	80
<i>UT-Martin Christmas Classic (Martin, Tenn.)</i>				
2/12	Southern Illinois	W-ot	85	83
2/13	Austin Peay	W	71	69
2/14	Murray State	L	77	78
12/17	at UT-Chattanooga	L	63	76
12/20	at Austin Peay	W	59	57
<i>Lady Rebel Classic (Oxford, Miss.-Ole Miss)</i>				
1/8	Mississippi	L	65	81
1/9	North Carolina	W	81	80
1/10	UT-Chattanooga	L	72	84
1/12	Tennessee Tech	L	69	77
1/14	at Florida	W	75	67
1/15	at East Tennessee State	L	69	79
1/19	at Belmont	L	66	75
1/23	Delta State	L	76	80
1/26	Carson-Newman	W	90	86
<i>SEC Tournament (Baton Rouge, La.)</i>				
1/29	Mississippi State	L	76	84
2/5	at Lipscomb	W	68	61
2/10	at UT-Martin	L	68	71
2/14	Mississippi State	L	77	83
2/16	at Georgia	L	71	94
2/20	Campbellsville	W	78	68
<i>2/26-3/1 AIAW D-I State Tournament (Memphis)</i>				
	Tennessee Tech	L	77	92



# YEARLY RESULTS

**1979-80 COMMODORES**  
 12-14 OVERALL (.461)  
 H: 6-5; A: 3-7; N: 3-2  
 COACH: JOE PEPPER

## ROSTER

No.	Name	Pos.	Ht.	Year	Hometown
10	Karen McGinn	G	5-5	Jr.	Nashville, Tenn.
12	Allison Floyd	G	5-7	Jr.	Nashville, Tenn.
13	Ann Morrow	G	5-5	Sr.	Terry, Miss.
14	Lynn Kimbrough	G	5-4	Fr.	Hendersonville, Tenn.
15	Maria Cardona	G	5-7	So.	Celina, Tenn.
20	Cathy Bender	G	5-5	So.	Mt. Juliet, Tenn.
22	Sheila Johansson	F	5-9	So.	Mt. Juliet, Tenn.
24	Gayle Kinzer	F	5-11	Fr.	Nashville, Tenn.
30	Sarah Nichols	G	5-2	Fr.	Nashville, Tenn.
33	Aljeanette Bramlett	F	5-9	Jr.	Pulaski, Tenn.
34	Teresa Lawrence	F	5-9	Sr.	Lookout Mountain, Tenn.
35	Cindy Freeman	C	5-11	So.	Portland, Tenn.
42	Eva Lemeh	G	5-6	Fr.	Nashville, Tenn.
44	Katie Caslin	C	6-0	Fr.	Middle Village, N.Y.

## SEASON STATISTICS

Name	PPG	RPG	APG	FG Pct.	FT Pct.
Aljeanette Bramlett	18.3	7.5	0.8	.505	.742
Sheila Johansson	14.0	4.7	0.9	.494	.700
Gayle Kinzer	9.2	4.1	0.1	.479	.616
Cindy Freeman	7.5	4.5	0.1	.393	.566
Karen McGinn	5.3	1.4	1.4	.416	.813
Allison Floyd	5.2	3.3	4.2	.364	.686
Teresa Lawrence	5.0	6.0	0.6	.422	.559
Ann Morrow	2.7	0.3	0.6	.308	.000
Catherine Bender	2.5	2.6	2.7	.244	.400
Eva Lemeh	2.4	1.5	0.9	.277	.714
Katie Caslin	2.1	1.5	0.1	.261	.629
Sarah Nichols	1.1	0.3	0.7	.467	.000
Maria Cardona	0.8	0.2	0.1	.333	.286
Lynn Kimbrough	0.1	0.4	0.1	.200	.000

## SEASON RESULTS

Date	Opponent	W/L	VU	Opp
11/17	Georgia Tech	W	67	61
11/19	at Tennessee State	L	56	58
11/21	Tennessee	L	53	77
11/24	Middle Tennessee	L	66	67
11/26	Belmont	L	61	87
12/1	at Memphis State	L	72	87
12/3	at Mississippi	W	84	81
12/8	at UT-Chattanooga	L	71	86
12/10	at Florida	L	80	81
<i>UT-Martin Christmas Classic (Martin, Tenn.)</i>				
12/14	Murray State	W	82	63
12/15	Austin Peay	W	77	56
12/16	Western Kentucky	W	71	57
1/12	East Tennessee State	L	69	72
1/14	UT-Martin	W	74	55
1/16	UT-Chattanooga	L	58	85
1/23	Florida	W	78	58
1/24	at Tennessee Tech	L	67	85
1/28	at Georgia Tech	W	77	67
2/1	Florida A&M	W	80	68
2/2	at Belmont	W	76	64
2/4	Western Kentucky	W	57	49
<i>SEC Tournament (Knoxville, Tenn.)</i>				
2/7	Alabama	L	53	69
2/16	at Mississippi State	L	65	79
2/18	at Auburn	L	62	78
2/25	Tennessee State	W	75	70
<i>AIAW Division I State Tournament (Cookeville, Tenn.)</i>				
2/29-3/11	Middle Tennessee	L	57	76

**1978-79 COMMODORES**  
 11-16 OVERALL (.407)  
 H: 7-5; A: 3-8; N: 1-3  
 COACH: JOE PEPPER

## ROSTER

No.	Name	Pos.	Ht.	Year	Hometown
10	Karen McGinn	G	5-5	So.	Nashville, Tenn.
12	Allison Floyd	G	5-7	So.	Nashville, Tenn.
13	Ann Morrow	G	5-5	Jr.	Terry, Miss.
14	Rachel Williams	G	5-4	So.	Nashville, Tenn.
15	Maria Cardona	G	5-7	Fr.	Celina, Tenn.
20	Cathy Bender	G	5-5	Fr.	Mt. Juliet, Tenn.
30	Diane Beasley	F-G	5-8	Jr.	Franklin, Tenn.
33	Jean Henninger	F	5-8	Fr.	Athens, Ga.
34	Teresa Lawrence	F	5-9	Jr.	Lookout Mtn., Tenn.
35	Cindy Freeman	C	5-11	Fr.	Portland, Tenn.
42	Sissy Maddox	F	5-10	Jr.	Atlanta, Ga.
44	Ginnie Myers	C	5-10	So.	Franklin, Tenn.

## SEASON STATISTICS

Name	PPG	RPG	APG	FG Pct.	FT Pct.
Ann Morrow	14.4	5.8	1.8	.460	.759
Karen McGinn	12.4	3.2	1.7	.445	.793
Cindy Freeman	11.5	7.2	0.0	.346	.888
Teresa Lawrence	8.5	9.7	0.6	.438	.447
Sissy Maddox	8.0	5.0	0.3	.405	.675
Allison Floyd	7.0	5.2	4.4	.332	.661
Diane Beasley	6.4	1.7	0.4	.458	.538
Jean Henninger	4.7	2.7	0.2	.427	.630
Ginnie Myers	3.8	2.6	0.4	.429	.698
Cathy Bender	1.8	1.1	1.0	.343	.450
Maria Cardona	0.4	0.9	0.0	.154	1.000

## SEASON RESULTS

Date	Opponent	W/L	VU	Opp
11/18	at Murray State	L	66	81
11/20	Murray State	W	76	73
11/22	at Volunteer State	W	60	58
11/25	Georgia Tech	L-ot	67	69
12/2	at Western Kentucky	L	52	62
12/4	Belmont	L	61	62
12/7	Tennessee Tech	L	68	73
12/11	at Middle Tennessee St	L	67	69
12/13	Auburn	L-2ot	85	86
12/15	#-at Fisk	W	2	0
<i>1/3-7 Miss. State Classic (Starkville, Miss.)</i>				
	Florida	W	76	66
	Mississippi State	L	61	72
	Alabama	L	66	83
1/13	at Mississippi State	L	55	64
1/15	at Alabama	L	67	72
1/20	Georgia	W	80	63
1/26	at Tennessee Tech	L	65	81
1/29	Florida	W	67	65
2/3	at Belmont	W	50	46
2/5	Volunteer State	W	65	63
2/10	Mississippi State	W	66	57
2/12	Alabama	W	82	74
2/17	at Georgia	L	57	64
2/19	at Georgia Tech	L	63	71
2/24	Fisk	W	89	47
2/26	Middle Tennessee	L	70	74
	Tennessee Tech	L	49	70
<i>#-Forfeit</i>				

**1977-78 COMMODORES**  
 15-9 OVERALL (.625)  
 H: 10-2; A: 5-5  
 COACH: JOE PEPPER

## ROSTER

No.	Name	Pos.	Ht.	Year	Hometown
10	Karen McGinn	G	5-5	Fr.	Nashville, Tenn.
12	Allison Floyd	G	5-7	Fr.	Nashville, Tenn.
13	Ann Morrow	G	5-5	So.	Terry, Miss.
14	Rachel Williams	G	5-4	Fr.	Nashville, Tenn.
34	Teresa Lawrence	F	5-9	So.	Lookout Mtn., Tenn.
42	Sissy Maddox	F	5-10	So.	Atlanta, Ga.
	Betty Caldwell				Monteagle, Tenn.
	Kathy Cunningham				Winchester, Tenn.
	Dee Dooley				Waynesboro, Tenn.
	Jan Jordan				Franklin, Tenn.
	Molly O'Toole				Shaker Heights, Ohio

## SEASON STATISTICS

Name	PPG	RPG	APG	FG Pct.	FT Pct.
Karen McGinn	16.5	3.3	1.0	.487	.838
Jan Jordan	13.4	10.7	0.9	.466	.819
Ann Morrow	12.8	7.3	1.2	.402	.806
Allison Floyd	11.0	6.2	4.2	.367	.535
Teresa Lawrence	7.8	9.1	0.5	.445	.476
Sissy Maddox	5.3	5.0	0.7	.465	.659
Kathy Cunningham	4.2	3.3	0.7	.302	.900
Rachel Williams	2.6	0.9	0.0	.277	1.000
Dee Dooley	2.5	2.7	0.6	.471	.316
Betty Caldwell	1.8	2.0	0.5	.320	.250
Molly O'Toole	0.3	1.7	0.0	.066	.500

## SEASON RESULTS

Opponent	W/L	VU	Opp
Tennessee State	W	73	60
Mississippi State	W	81	66
at Tennessee State	L	71	73
at Cumberland	W	78	77
Western Kentucky	W	63	62
Lipscomb	W	71	57
Murray State	L-ot	78	80
Motlow State	W	70	61
at Western Kentucky	L	76	86
at Austin Peay	L	61	81
Cumberland	W	68	45
at Lipscomb	W	58	47
at Mississippi State	L	60	85
at Motlow State	L	70	88
at University of the South	W	86	21
Bryan	W	73	40
Mississippi	L	64	85
at Volunteer State	W	84	74
Austin Peay	W-ot	75	70
University of the South	W	90	41
Volunteer State	W	94	69
at Bryan	W	77	55
<i>Mississippi State Classic (Starkville, Miss.)</i>			
Alabama	L	69	88
Auburn	L	64	82



# VANDERBILT VS. OPPONENTS

Opponent	Overall	Home	Away	Neutral
Alabama	31-12	17-1	12-7	2-4
Alabama A&M	2-0	2-0	0-0	0-0
Ala.-Birmingham	6-0	3-0	3-0	0-0
Ala.-Huntsville	3-0	2-0	0-0	1-0
Alabama State	1-0	1-0	0-0	0-0
Appalachian State	1-0	1-0	0-0	0-0
Arizona	2-0	1-0	1-0	0-0
Arizona State	1-3	1-0	0-1	0-2
Arkansas	23-6	12-1	8-5	3-0
Auburn	28-18	13-7	10-8	5-3
Austin Peay	14-1	7-0	4-1	3-0
Ball State	1-0	0-0	1-0	0-0
Belmont	10-4	6-3	4-1	0-0
Boston College	0-1	0-0	0-0	0-1
Boston University	2-1	1-0	1-1	0-0
Bowling Green	2-3	2-1	0-1	0-1
Bryan	2-0	1-0	1-0	0-0
Butler	1-1	1-1	0-0	0-0
BYU	1-0	0-0	0-0	1-0
California	2-2	2-1	0-1	0-0
CS-Fullerton	1-0	0-0	1-0	0-0
UC-Los Angeles	2-0	0-0	0-0	2-0
UC-Riverside	1-1	1-0	0-1	0-0
UC-Santa Barbara	0-3	0-1	0-1	0-1
Campbell	1-0	1-0	0-0	0-0
Campbellsville	1-0	1-0	0-0	0-0
Canisius	1-0	1-0	0-0	0-0
Carson Newman	3-0	1-0	2-0	0-0
Charleston So.	1-0	1-0	0-0	0-0
Chattanooga	11-6	5-2	5-4	1-0
Cheyney State	1-0	1-0	0-0	0-0
Clemson	4-0	2-0	1-0	1-0
Cleveland State	2-0	1-0	1-0	0-0
Colgate	1-0	1-0	0-0	0-0
College of Charleston	1-0	1-0	0-0	0-0
Colorado	4-1	2-1	2-0	0-0
Connecticut	2-4	1-0	0-2	1-2
Coppin State	1-0	1-0	0-0	0-0
Creighton	1-0	1-0	0-0	0-0
Cumberland	2-0	1-0	1-0	0-0
Dartmouth	4-0	3-0	1-0	0-0
Davidson	2-0	2-0	0-0	0-0
Dayton	5-2	3-1	2-1	0-0
Delaware	1-0	0-0	0-0	1-0
Delaware State	2-0	2-0	0-0	0-0
Delta State	0-3	0-1	0-1	0-1
Denver	1-1	1-0	0-1	0-0
DePaul	5-2	3-0	1-2	1-0
Detroit	1-0	1-0	0-0	0-0
District of Columbia	1-0	1-0	0-0	0-0
Duke	2-5	1-2	0-3	1-0
Duquesne	3-0	1-0	2-0	0-0
East Carolina	2-0	1-0	1-0	0-0
East Tennessee State	4-2	3-1	1-1	0-0
Eastern Illinois	2-0	2-0	0-0	0-0
Eastern Kentucky	5-0	4-0	0-0	1-0
Elon	2-0	1-0	1-0	0-0
Evansville	6-0	4-0	2-0	0-0
Fairfield	1-0	0-0	0-0	1-0
Fisk	2-0	1-0	1-0	0-0
Florida	33-21	16-8	13-10	4-3
Florida State	1-2	1-0	0-1	0-1
Florida A&M	1-0	1-0	0-0	0-0
Fla. International	1-0	1-0	0-0	0-0
Fordham	1-0	1-0	0-0	0-0
Furman	1-0	1-0	0-0	0-0
George Wash.	4-0	2-0	2-0	0-0
Georgia	26-34	13-9	7-18	6-7
Ga. Southern	3-0	2-0	1-0	0-0
Ga. Southwest	1-0	0-0	0-0	1-0
Ga. Tech	4-2	1-1	2-1	1-0
Grambling	1-0	1-0	0-0	0-0
Green Bay	1-0	1-0	0-0	0-0
Hampton	1-0	1-0	0-0	0-0
Hartford	2-0	1-0	1-0	0-0
Harvard	5-0	2-0	2-0	1-0
Hawaii	2-0	0-0	1-0	1-0
High Point	1-0	1-0	0-0	0-0
Holy Cross	2-0	2-0	0-0	0-0

**All-Time Totals**  
**Overall Record: 793-399**  
**Home Record: 447-107**  
**Away Record: 229-227**  
**Neutral Record: 117-65**  
**SEC Record: 231-178**

Opponent	Overall	Home	Away	Neutral
Howard	3-0	3-0	0-0	0-0
Idaho State	1-0	1-0	0-0	0-0
Illinois	1-1	1-0	0-1	0-0
Illinois State	2-0	1-0	1-0	0-0
Indiana	1-1	1-0	0-1	0-0
Indiana State	1-1	1-0	0-1	0-0
IUPUI	1-0	1-0	0-0	0-0
Iowa	4-0	0-0	0-0	4-0
Iowa State	2-1	1-0	0-1	1-0
James Madison	6-1	2-0	3-0	1-1
Kansas	3-1	0-0	1-0	2-1
Kansas State	2-0	0-0	0-0	2-0
Kentucky	27-22	14-7	10-11	3-4
Lafayette	1-0	0-0	0-0	1-0
La Salle	2-0	1-0	1-0	0-0
Lehigh	1-0	1-0	0-0	0-0
Liberty	2-0	1-0	0-0	1-0
Lipscomb	15-0	8-0	6-0	1-0
LSU	24-19	13-3	4-13	7-3
Louisiana Tech	1-1	0-0	0-1	1-0
Louisville	8-4	5-1	2-3	1-1
Loyola Marymount	1-0	0-0	0-0	1-0
Maine	1-0	0-0	1-0	0-0
Manhattan	2-0	1-0	1-0	0-0
Marquette	0-2	0-1	0-1	0-0
Marshall	1-0	1-0	0-0	0-0
Maryland	0-2	0-0	0-0	0-2
Massachusetts	2-0	1-0	1-0	0-0
McNeese State	1-0	1-0	0-0	0-0
Memphis	11-3	8-0	3-3	0-0
Mercer	2-0	1-0	1-0	0-0
Miami (Fla.)	1-1	0-0	0-1	1-0
Miami (Ohio)	5-0	3-0	2-0	0-0
Michigan	3-1	1-0	1-1	1-0
Michigan State	1-2	1-0	0-1	0-1
Middle Tennessee	8-8	6-4	2-3	0-1
Minnesota	2-0	1-0	0-0	1-0
Mississippi	30-15	17-3	8-12	5-0
Mississippi State	36-16	19-2	11-12	6-2
Mississippi Valley	3-0	2-0	1-0	0-0
Missouri	2-2	1-1	0-1	1-0
Missouri State	3-0	2-0	1-0	0-0
Mo.-Kansas City	1-0	1-0	0-0	0-0
Montana	3-0	0-0	1-0	2-0
Montevallo	1-0	1-0	0-0	0-0
Morehead State	2-0	1-0	1-0	0-0
Motlow	1-1	1-0	0-1	0-0
Murray State	4-3	3-1	0-1	1-1
New Mexico State	1-0	0-0	0-0	1-0
New Orleans	2-0	1-0	1-0	0-0
Nicholls State	1-0	1-0	0-0	0-0
North Alabama	3-0	1-0	1-0	1-0
North Carolina	2-3	0-1	0-0	2-2
UNC-Asheville	2-0	2-0	0-0	0-0
UNC-Charlotte	1-0	1-0	0-0	0-0
N.C. State	2-3	1-1	0-2	1-0
North Texas	1-0	1-0	0-0	0-0
Northern Arizona	1-0	1-0	0-0	0-0
Northern Illinois	4-0	2-0	1-0	1-0
Northwestern	2-2	1-1	0-1	1-0
Notre Dame	1-4	1-1	0-2	0-1
Oakland	2-0	2-0	0-0	0-0
Ohio State	1-1	1-0	0-1	0-0
Oklahoma	2-1	1-0	1-1	0-0
Oklahoma State	1-1	1-0	0-1	0-0
Old Dominion	1-4	0-1	1-2	0-1
Oral Roberts	1-0	1-0	0-0	0-0
Oregon	2-0	1-0	1-0	0-0
Oregon State	3-0	1-0	1-0	1-0

Opponent	Overall	Home	Away	Neutral
Penn State	2-4	1-2	1-2	0-0
Pepperdine	1-0	0-0	0-1	0-0
Pittsburgh	1-0	1-0	0-0	0-0
Portland State	1-0	0-0	1-0	0-0
Princeton	3-0	1-0	1-0	1-0
Providence	1-0	0-0	1-0	0-0
Purdue	4-3	2-0	2-1	0-2
Quinnipiac	2-0	1-1	1-0	0-0
Radford	1-0	1-0	0-0	0-0
Rhode Island	2-0	1-0	0-0	1-0
Rice	1-0	0-0	0-0	1-0
Richmond	1-0	0-0	1-0	0-0
Rutgers	2-0	2-0	0-0	0-0
St. Francis (Pa.)	1-0	1-0	0-0	0-0
St. Joseph's	2-1	0-0	1-1	1-0
St. Louis	3-0	2-0	1-0	0-0
St. Mary's	1-0	0-0	0-0	1-0
St. Peter's	1-0	1-0	0-0	0-0
Sam Houston State	1-0	1-0	0-0	0-0
Samford	2-0	2-0	0-0	0-0
San Francisco	1-0	1-0	0-0	0-0
Savannah State	2-0	1-0	1-0	0-0
Siena	1-0	1-0	0-0	0-0
Univ. of South	2-0	1-0	1-0	0-0
South Alabama	2-1	1-0	0-1	1-0
South Carolina	21-12	11-3	8-9	2-0
South Carolina Upstate	1-0	1-0	0-0	0-0
South Florida	3-0	1-0	1-0	1-0
Southern	1-1	1-0	0-1	0-0
Southern California	1-0	0-0	1-0	0-0
Southern Illinois	10-1	4-1	5-0	1-0
Stanford	0-1	0-0	0-0	0-1
Stephen F. Austin	1-0	0-0	1-0	0-0
Syracuse	3-0	1-0	1-0	1-0
Temple	2-0	1-0	1-0	0-0
Tennessee	9-64	7-24	0-30	2-10
Tennessee-Martin	10-1	6-0	4-1	0-0
Tennessee State	14-2	9-0	4-2	1-0
Tennessee Tech	7-10	6-2	1-6	0-2
Texas	4-1	2-0	2-1	0-0
Texas A&M	4-2	3-0	1-2	0-0
TX A&M-Corpus Christi	3-0	2-0	1-0	0-0
Texas-Arlington	1-0	1-0	0-0	0-0
Texas Christian	0-1	0-0	0-1	0-0
Texas Southern	1-0	1-0	0-0	0-0
Texas Tech	0-5	0-1	0-2	0-2
Toledo	1-0	1-0	0-0	0-0
Towson State	2-0	1-0	1-0	0-0
Transylvania	1-0	1-0	0-0	0-0
Troy	2-0	1-0	1-0	0-0
Union	2-0	2-0	0-0	0-0
Utah	2-1	1-0	0-1	1-0
Vermont	3-0	1-0	2-0	0-0
Villanova	1-0	1-0	0-0	0-0
Virginia	2-4	1-0	0-2	1-2
Va. Commonwealth	1-0	0-0	0-0	1-0
Virginia Tech	2-1	1-0	0-1	1-0
Volunteer State	4-0	2-0	2-0	0-0
Wagner	1-0	1-0	0-0	0-0
Washington	1-1	0-0	0-1	1-0
Weber State	1-0	1-0	0-0	0-0
Western Carolina	2-0	1-0	0-0	1-0
Western Illinois	1-0	1-0	0-0	0-0
Western Kentucky	22-12	13-3	6-9	3-0
Western Michigan	1-0	1-0	0-0	0-0
Western Virginia	2-0	1-0	0-0	1-0
William & Mary	1-0	1-0	0-0	0-0
Wingate	1-0	1-0	0-0	0-0
Winthrop	1-0	1-0	0-0	0-0
Wisconsin	3-0	2-0	1-0	0-0
UW-Milwaukee	2-0	1-0	1-0	0-0
Wright State	2-0	0-0	1-0	1-0
Xavier	2-2	1-0	0-2	1-0
Youngstown State	1-0	1-0	0-0	0-0



# SERIES RESULTS

## Alabama (31-12)

H: 17-1, A: 12-7, N: 2-4

Date	Site	W/L	Score	Series
1977-78	Starkville, Miss. ^	L	69-88	0-1
1978-79	Starkville, Miss. ^	L	66-83	0-2
	Tuscaloosa, Ala.	L	67-72	0-3
	Nashville	W	82-74	1-3
1979-80	Knoxville, Tenn. *	L	53-69	1-4
1980-81	Tuscaloosa, Ala.	L	73-96	1-5
1983-84	Nashville	W	84-74	2-5
	Athens, Ga. *	L	73-83	2-6
1984-85	Tuscaloosa, Ala.	W (ot)	87-85	3-6
1985-86	Nashville	W	84-75	4-6
1986-87	Tuscaloosa, Ala.	W	90-84	5-6
1987-88	Nashville	W	71-65	6-6
1988-89	Tuscaloosa, Ala.	W	91-79	7-6
1989-90	Nashville	W	98-74	8-6
1990-91	Tuscaloosa, Ala.	L	63-73	8-7
1991-92	Nashville	W	94-51	9-7
1992-93	Tuscaloosa, Ala.	W	87-70	10-7
1993-94	Nashville	W	77-73	11-7
1994-95	Tuscaloosa, Ala.	L	63-71	11-8
1995-96	Nashville	W	73-59	12-8
1996-97	Tuscaloosa, Ala.	L	60-70	12-9
1997-98	Nashville	W	81-79	13-9
1998-99	Tuscaloosa, Ala.	L	59-102	13-10
1999-00	Tuscaloosa, Ala.	W	68-63	14-10
2000-01	Nashville	W	68-56	15-10
2001-02	Tuscaloosa, Ala.	W	69-46	16-10
2002-03	Nashville	W	80-69	17-10
2003-04	Tuscaloosa, Ala.	L	68-81	17-11
2004-05	Nashville	W	64-53	18-11
2005-06	Tuscaloosa, Ala.	W	65-53	19-11
	North Little Rock, Ark. *	W	84-62	20-11
2006-07	Nashville	W	91-51	21-11
2007-08	Tuscaloosa, Ala.	W	92-47	22-11
	Nashville	W	83-54	23-11
2008-09	Tuscaloosa, Ala.	W	85-76	24-11
	Nashville	W	88-64	25-11
2009-10	Nashville	W	70-61	26-11
2010-11	Tuscaloosa, Ala.	W	82-66	27-11
2011-12	Nashville	W	67-54	28-11
2012-13	Tuscaloosa, Ala.	W	67-58	29-11
2013-14	Nashville	L	62-66	29-12
2014-15	Tuscaloosa	W	56-53	30-12
	North Little Rock, Ark. *	W	66-56	31-12

^ Mississippi State Classic, Mississippi State, host  
\* SEC Tournament

## Alabama A&M (2-0)

H: 2-0, A: 1-0, N: 0-0

Date	Site	W/L	Score	Series
2005-06	Nashville	W	80-29	1-0
2011-12	Nashville	W	86-55	2-0

## Alabama-Birmingham (6-0)

H: 3-0, A: 3-0, N: 0-0

Date	Site	W/L	Score	Series
1985-86	Birmingham, Ala.	W	76-60	1-0
1986-87	Nashville	W	70-48	2-0
2006-07	Birmingham, Ala.	W	85-63	3-0
2007-08	Nashville	W	92-51	4-0
2012-13	Nashville	W	69-54	5-0
2013-14	Birmingham, Ala.	W	87-76	6-0

## Alabama-Huntsville (3-0)

H: 2-0, A: 0-0, N: 1-0

Date	Site	W/L	Score	Series
1982-83	Morehead, Ky. ^	W	76-71	1-0
1985-86	Nashville	W	100-47	2-0
2014-15	Nashville	W	74-51	3-0

^ Lady Eagle Classic

## Alabama State (1-0)

H: 1-0, A: 0-0, N: 0-0

Date	Site	W/L	Score	Series
1991-92	Nashville ^	W	88-42	1-0

^ O'Charley's Classic (Memorial Gym)

## Appalachian State (1-0)

H: 1-0, A: 0-0, N: 0-0

Date	Site	W/L	Score	Series
2013-14	Nashville	W	96-53	1-0

## Arizona (2-0)

H: 1-0, A: 1-0, N: 0-0

Date	Site	W/L	Score	Series
1992-93	Tucson, Ariz.	W	73-63	1-0
1994-95	Nashville	W	79-39	2-0

## Arizona State (1-3)

H: 1-0, A: 0-1, N: 0-2

Date	Site	W/L	Score	Series
2001-02	Nashville^	W	61-35	1-0
2005-06	Tempe, Ariz.!	L	60-69	1-1
2013-14	Toledo, Ohio^^	L	61-69	1-2
2014-15	Estero, Fla. #	L	67-72	1-3

^ NCAA First Round

^^ NCAA First Round

! WBCA/BTI Classic

# Gulf Coast Showcase

## Arkansas (23-6)

H: 12-1, A: 8-5, N: 3-0

Date	Site	W/L	Score	Series
1991-92	Nashville	W	79-75	1-0
1992-93	Fayetteville, Ark.	W	80-59	2-0
1993-94	Nashville	W	67-58	3-0
1994-95	Fayetteville, Ark.	L	71-73	3-1
1995-96	Fayetteville, Ark.	W	65-60	4-1
1996-97	Nashville	W	77-68	5-1
1997-98	Fayetteville, Ark.	Wot	85-80	6-1
1998-99	Nashville	W	73-57	7-1
1999-00	Fayetteville, Ark.	L	52-61	7-2
2000-01	Nashville	L	64-68	7-3
2001-02	Fayetteville, Ark.	L	57-67	7-4
	Nashville*	W	81-78	8-4
2002-03	Nashville	W	76-59	9-4
2003-04	Fayetteville, Ark.	W	74-69	10-4
2004-05	Nashville	W	78-43	11-4
	Greenville, S.C.	W	79-60	12-4
2005-06	Fayetteville, Ark.	Lot	51-52	12-5
	Nashville	W	64-59	13-5
2006-07	Nashville	W	98-61	14-5
	Fayetteville, Ark.	W	61-34	15-5
2007-08	Fayetteville, Ark.	W	63-50	16-5
2008-09	Nashville	Wot	72-61	17-5
2009-10	Fayetteville, Ark.	W	67-61	18-5
	Duluth, Ga.*	Wot	65-64	19-5
2010-11	Nashville	W	65-54	20-5
2011-12	Fayetteville, Ark.	L	47-69	20-6
2012-13	Nashville	W	78-58	21-6
2013-14	Fayetteville, Ark.	W	56-50	22-6
2014-15	Nashville	W	55-53	23-6

\* SEC Tournament

## Auburn (28-18)

H: 13-7, A: 10-8, N: 5-3

Date	Site	W/L	Score	Series
1977-78	Starkville, Miss. ^	L	64-82	0-1
1978-79	Nashville	L-2ot	85-86	0-2
1979-80	Auburn, Ala.	L	62-78	0-3
1980-81	Nashville	W	79-74	1-3
1983-84	Auburn, Ala.	L	64-83	1-4
1985-86	Nashville	W	60-59	2-4
	Athens, Ga. *	W	89-79	3-4
1986-87	Auburn, Ala.	L	67-111	3-5
1987-88	Nashville	L	57-89	3-6
1988-89	Auburn, Ala.	L	69-87	3-7
1989-90	Nashville	L-2ot	93-96	3-8
	Iowa City, Iowa #	L	67-89	3-9
1990-91	Auburn, Ala.	L	75-83	3-10
	Knoxville, Tenn. +	L	45-58	3-11
1991-92	Nashville	W	81-67	4-11
1992-93	Auburn, Ala.	L	53-55	4-12
1993-94	Nashville	W	75-58	5-12
1994-95	Auburn, Ala.	W	53-34	6-12
1995-96	Nashville	L	66-71	6-13
1996-97	Auburn, Ala.	L	60-61	6-14

1997-98	Nashville	W	62-51	7-14
1998-99	Auburn, Ala.	L	55-64	7-15
1999-00	Nashville	L	54-55	7-16
2000-01	Auburn, Ala.	W	74-66	8-16
2001-02	Nashville	W	72-54	9-16
	Nashville*	W	55-39	10-16
2002-03	Auburn, Ala.	W	67-66	11-16
2003-04	Nashville	W	67-63	12-16
	Auburn, Ala.	W	68-60	13-16
	Nashville*	W	76-74	14-16
2004-05	Auburn, Ala.	W	73-67	15-16
	Nashville	W	66-64	16-16
2005-06	Auburn, Ala.	W	57-53	17-16
2006-07	Nashville	W	80-45	18-16
2007-08	Auburn, Ala.	W	73-56	19-16
	Nashville*	W	49-44	20-16
2008-09	Nashville	W	73-70	21-16
	North Little Rock*	W	61-54	22-16
2009-10	Auburn, Ala.	W	61-60	23-16
2010-11	Nashville	W	67-59	24-16
2011-12	Nashville	W	66-58	25-16
	Auburn, Ala.	W	66-61	26-16
2012-13	Nashville	W	59-44	27-16
2013-14	Auburn, Ala.	W	74-65	28-16
	Nashville	L	62-68	28-17
2014-15	Nashville	L	58-70	28-18

^ Mississippi State Classic

\* SEC Tournament

# NCAA Second Round

+ NCAA Regional Semifinal

## Austin Peay (14-1)

H: 7-0, A: 4-1, N: 3-0

Date	Site	W/L	Score	Series
1977-78	Clarksville, Tenn.	L	61-81	0-1
	Nashville	W-ot	75-70	1-1
1979-80	Martin, Tenn. ^	W	77-56	2-1
1980-81	Martin, Tenn. ^	W	71-69	3-1
	Clarksville, Tenn.	W	59-57	4-1
1981-82	Nashville	W	80-74	5-1
	Chattanooga, Tenn. +	W	78-76	6-1
1982-83	Clarksville, Tenn.	W	97-47	7-1
1988-89	Nashville	W	97-30	8-1
1989-90	Clarksville, Tenn.	W	88-62	9-1
1990-91	Nashville	W	111-60	10-1
2002-03	Nashville	W	84-50	11-1
2009-10	Nashville#	W	95-51	12-1
2011-12	Clarksville, Tenn.	W	83-51	13-1
2012-13	Nashville	W	67-36	14-1

^ UT-Martin Christmas Classic

+ AIAW Tournament

# Vanderbilt Thanksgiving Tournament

## Ball State (1-0)

H: 0-0, A: 1-0, N: 0-0

Date	Site	W/L	Score	Series
1986-87	Muncie, Ind.	W	89-70	1-0

## Belmont (10-4)

H: 6-3, A: 4-1, N: 0-0

Date	Site	W/L	Score	Series
1978-79	Vanderbilt	L	61-62	0-1
	Belmont	W	50-46	1-1
1979-80	Vanderbilt	L	61-87	1-2
	Belmont	L	66-75	2-4
1981-82	Vanderbilt	W	82-58	3-4
1982-83	Belmont	W	81-70	4-4
1983-84	Vanderbilt	W	91-47	5-4
1986-87	Vanderbilt	W	95-48	6-4
1987-88	Belmont	W	81-65	7-4
1988-89	Vanderbilt	W	82-51	8-4
2007-08	Nashville	W	104-43	9-4
2014-15	Nashville	W	65-58	10-4

## Boston College (0-1)

H: 0-0, A: 0-0, N: 0-1

Date	Site	W/L	Score	Series
2002-03	Norfolk, Va. #	Lot	85-86	0-1

# NCAA East Region Second Round



# SERIES RESULTS

## Boston University (2-1) H: 1-0, A: 1-1, N: 0-0

Date	Site	W/L	Score	Series
1981-82	Boston, Mass.	L	78-80	0-1
2000-01	Nashville <sup>^</sup>	W	92-56	1-1
2002-03	Boston, Mass.	W	68-51	2-1

<sup>^</sup>First Tennessee Tournament (Memorial Gym)

## Bowling Green (2-3) H: 2-1, A: 0-1, N: 0-1

Date	Site	W/L	Score	Series
1992-93	Nashville	W	69-66	1-0
1993-94	Nashville	W	92-70	2-0
2006-07	East Lansing, Mich. <sup>^</sup>	L	56-59	2-1
2009-10	Nashville	L	60-66	2-2
2010-11	Bowling Green, Ohio	L	68-79	2-3

<sup>^</sup>NCAA Tournament First Round

## Bryan (2-0)

H: 1-0, A: 1-0, N: 0-0

Date	Site	W/L	Score	Series
1977-78	Nashville	W	73-40	1-0
	Dayton, Tenn.	W	77-55	2-0

## Butler (1-1)

H: 1-1, A: 0-0, N: 0-0

Date	Site	W/L	Score	Series
1990-91	Nashville	L	88-91	0-1
1998-99	Nashville	W	78-64	1-1

## BYU (1-0)

H: 1-0, A: 0-0, N: 0-0

Date	Site	W/L	Score	Series
2004-05	Malibu, Calif. <sup>#</sup>	W	78-64	1-0

<sup>#</sup>Hilton Woodland Hills Beach Classic

## California (2-2)

H: 1-1, A: 0-1, N: 1-0

Date	Site	W/L	Score	Series
1989-90	Nashville	L	70-72	0-1
1992-93	Nashville <sup>^</sup>	W	82-63	1-1
2006-07	Nashville	W	67-55	2-1
2007-08	Berkeley, Calif.	L	59-67	2-2

<sup>^</sup>NCAA Tournament Second Round (Belmont)

## Cal State Fullerton (1-0)

H: 0-0, A: 1-0, N: 0-0

Date	Site	W/L	Score	Series
2008-09	Fullerton, Calif.	W	83-67	1-0

## California-Los Angeles (2-0)

H: 0-0, A: 0-0, N: 2-0

Date	Site	W/L	Score	Series
1984-85	Austin, Texas <sup>^</sup>	W	66-62	1-0
1995-96	Boston, Mass. <sup>#</sup>	W	70-64	2-0

<sup>^</sup>University of Texas Classic

<sup>#</sup>Reebok Challenge

## UC Riverside (1-1)

H: 1-0, A: 0-1, N: 0-0

Date	Site	W/L	Score	Series
2008-09	Riverside, Calif.	L	47-50	0-1
2009-10	Nashville	W	75-60	1-1

## UC Santa Barbara (0-3)

H: 0-1, A: 0-1, N: 0-1

Date	Site	W/L	Score	Series
1997-98	Champaign, Ill. <sup>^</sup>	L	71-76ot	0-1
1998-99	Nashville	L	81-84	0-2
1999-00	Santa Barbara, Calif.	L	48-61	0-3

<sup>^</sup>NCAA First Round (Illinois)

## Campbell (1-0)

H: 1-0, A: 0-0, N: 0-0

Date	Site	W/L	Score	Series
1990-91	Nashville <sup>^</sup>	W	89-53	1-0

<sup>^</sup>O'Charley's Classic (Memorial Gym)

## Campbellsville (1-0)

H: 1-0, A: 0-0, N: 0-0

Date	Site	W/L	Score	Series
1980-81	Nashville	W	78-68	1-0

## Canisius (1-0)

H: 1-0, A: 0-0, N: 0-0

Date	Site	W/L	Score	Series
2001-02	Nashville	W	106-64	1-0

## Carson Newman (3-0)

H: 1-0, A: 2-0, N: 0-0

Date	Site	W/L	Score	Series
1980-81	Nashville	W	90-86	1-0
1981-82	Jefferson City, Tenn.	W	81-69	2-0
1984-85	Jefferson City, Tenn. <sup>^</sup>	W	81-66	3-0

<sup>^</sup>Rotary Classic (Carson Newman)

## Charleston Southern (1-0)

H: 1-0, A: 0-0, N: 0-0

Date	Site	W/L	Score	Series
2005-06	Nashville	W	83-39	1-0

## Chattanooga (11-6)

H: 5-2, A: 5-4, N: 1-0

Date	Site	W/L	Score	Series
1979-80	Chattanooga, Tenn.	L	71-86	0-1
	Nashville	L	58-85	0-2
1980-81	Chattanooga, Tenn.	L	63-76	0-3
	Nashville	L	72-84	0-4
1981-82	Chattanooga, Tenn. @	W	89-78	1-4
	Nashville	W-ot	85-77	2-4
	Chattanooga, Tenn. +	L	63-78	2-5
1982-83	Nashville	W	83-79	3-5
1983-84	Chattanooga, Tenn.	W	66-65	4-5
	Amarillo, Texas #	W	67-66	5-5
1984-85	Nashville	W	88-64	6-5
1985-86	Chattanooga, Tenn.	W	86-62	7-5
1986-87	Nashville	W	90-53	8-5
1987-88	Chattanooga, Tenn.	L	75-81	8-6
1989-90	Nashville	W	94-46	9-6
1990-91	Chattanooga, Tenn.	W	79-57	10-6
2003-04	Chattanooga, Tenn. <sup>^</sup>	W	60-44	11-6

@ Lady Mac Invitational

+ AIAW Tournament

# WNIT

<sup>^</sup>NCAA Tournament Second Round

## Cheyney State (1-0)

H: 1-0, A: 0-0, N: 0-0

Date	Site	W/L	Score	Series
1985-86	Nashville	W	112-54	1-0

## Clemson (4-0)

H: 2-0, A: 1-0, N: 1-0

Date	Site	W/L	Score	Series
1991-92	Nashville <sup>^</sup>	W	72-60	1-0
2005-06	Tempe, Ariz! <sup>!</sup>	W	86-49	2-0
2006-07	Nashville	W	82-63	3-0
2007-08	Clemson, S.C.	W	74-56	4-0

<sup>^</sup>O'Charley's Classic (Memorial Gym)

<sup>!</sup>WBCA/BTI Classic

## Cleveland State (2-0)

H: 1-0, A: 1-0, N: 0-0

Date	Site	W/L	Score	Series
1996-97	Nashville	W	91-51	1-0
1997-98	Cleveland, Ohio	W	91-72	2-0

## Colgate (1-0)

H: 1-0, A: 0-0, N: 0-0

Date	Site	W/L	Score	Series
2005-06	Nashville	W	72-33	1-0

## College of Charleston (1-0)

H: 1-0, A: 0-0, N: 0-0

Date	Site	W/L	Score	Series
2012-13	Nashville	W	69-44	1-0

## Colorado (4-1)

H: 2-1, A: 2-0, N: 0-0

Date	Site	W/L	Score	Series
1991-92	Boulder, Colo. #	W	79-69	1-0
2000-01	Nashville <sup>^</sup>	W	65-59	2-0
2001-02	Nashville+	W	72-51	3-0
2006-07	Boulder, Colo.	W	81-76	4-0
2007-08	Nashville	L	51-62	4-1

# Coors Classic

<sup>^</sup>NCAA Tournament Second Round

+ Preseason WNIT

## Connecticut (2-4)

H: 1-0, A: 0-2, N: 1-2

Date	Site	W/L	Score	Series
1991-92	Nashville <sup>^</sup>	W	75-47	1-0
1992-93	Hilton Head, S.C. !	W	57-37	2-0
1995-96	Rosemont, Ill. #	L	57-67	2-1
2001-02	Storrs, Conn. +	L	50-69	2-2
2012-13	Storrs, Conn. \$	L	44-77	2-3
2014-15	Esterro, Fla. %	L	52-91	2-4

<sup>^</sup>NCAA Tournament Second Round

! Super Shootout

# NCAA Tournament Regional Semifinals

+ Preseason WNIT

\$ NCAA Tournament First Round

% Gulf Coast Showdown

## Coppin State (1-0)

H: 1-0, A: 0-0, N: 0-0

Date	Site	W/L	Score	Series
1999-00	Nashville	W	95-40	1-0

## Creighton (1-0)

H: 1-0, A: 0-0, N: 0-0

Date	Site	W/L	Score	Series
1986-87	Nashville	W	77-57	1-0

## Cumberland (2-0)

H: 1-0, A: 1-0, N: 0-0

Date	Site	W/L	Score	Series
1977-78	Lebanon, Tenn.	W	78-77	1-0
	Nashville	W	68-45	2-0

## Dartmouth (4-0)

H: 3-0, A: 1-0, N: 0-0

Date	Site	W/L	Score	Series
1983-84	Hanover, N.H. #	W	83-42	1-0
1992-93	Nashville	W	90-52	2-0
2001-02	Nashville!	W	98-62	3-0
2006-07	Nashville	W	79-49	4-0

# Dartmouth Invitational

! First Tennessee Tournament (Memorial Gym)

## Davidson (2-0)

H: 2-0, A: 0-0, N: 0-0

Date	Site	W/L	Score	Series
1997-98	Nashville	W	65-63	1-0
2008-09	Nashville	W	82-50	2-0

## Dayton (5-2)

H: 3-1, A: 2-1, N: 0-0

Date	Site	W/L	Score	Series
1987-88	Nashville	W	82-67	1-0
1988-89	Dayton, Ohio	W	71-57	2-0
1998-99	Dayton, Ohio	W	59-50	3-0
1999-00	Nashville	W	86-46	4-0
2012-13	Dayton, Ohio	L	66-71	4-1
2013-14	Nashville	W	82-52	5-1
2014-15	Nashville	L	67-71	5-2

## Delaware (1-0)

H: 0-0, A: 0-0, N: 1-0

Date	Site	W/L	Score	Series
2010-11	Blacksburg, Va. #	W	72-51	1-0

# Hilton Garden Classic (Virginia Tech)



# SERIES RESULTS

**Delaware State (2-0)**  
H: 1-0, A: 0-0, N: 1-0

Date	Site	W/L	Score	Series
2006-07	East Lansing, Mich. ^	W	62-47	1-0
2013-14	Nashville	W	73-67	2-0

^ NCAA Tournament First Round

**Delta State (0-3)**  
H: 0-1, A: 0-1, N: 0-1

Date	Site	W/L	Score	Series
1980-81	Nashville	L	76-80	0-1
1981-82	Cleveland, Miss.	L	67-68	0-2
	Villanova, Pa. ^	L	79-90	0-3

^ AIAW Tournament

**Denver (1-1)**  
H: 1-0, A: 0-1, N: 0-0

Date	Site	W/L	Score	Series
2010-11	Denver, Colo.	L	65-70	0-1
2011-12	Nashville	W	77-56	1-1

**DePaul (5-2)**  
H: 3-0, A: 1-2, N: 1-0

Date	Site	W/L	Score	Series
1992-93	Nashville	W	71-64	1-0
1993-94	Chicago, Ill.	W	68-42	2-0
1994-95	Nashville	W	107-72	3-0
1995-96	Chicago, Ill.	L	61-76	3-1
1996-97	Nashville	W	86-60	4-1
1997-98	Chicago, Ill.	L	67-89	4-2
2009-10	Cincinnati, Ohio ^	Wot	83-76	5-2

^ NCAA Tournament First Round

**Detroit (1-0)**  
H: 1-0, A: 0-0, N: 0-0

Date	Site	W/L	Score	Series
1984-85	Nashville	W	96-82	1-0

**District of Columbia (1-0)**  
H: 1-0, A: 0-0, N: 0-0

Date	Site	W/L	Score	Series
1983-84	Nashville	W	106-70	1-0

**Duke (2-5)**  
H: 1-1, A: 0-3, N: 1-0

Date	Site	W/L	Score	Series
1981-82	Johnson City, Tenn. #	W	75-57	1-0
1998-99	Nashville	L	71-79	1-1
1999-00	Durham, N.C.	L	59-68	1-2
2006-07	Durham, N.C.	L	48-69	1-3
2007-08	Nashville	W	68-55	2-3
2011-12	Nashville ^	L	80-96	2-4
2013-14	Durham, N.C.	L	69-88	2-5

# AIAW Tournament  
^ NCAA Second Round (Memorial Gym)

**Duquesne (3-0)**  
H: 1-0, A: 2-0, N: 0-0

Date	Site	W/L	Score	Series
2002-03	Pittsburgh, Pa.	W	78-56	1-0
2003-04	Nashville	W	92-60	2-0
2010-11	Pittsburgh, Pa.	W	80-59	3-0

**East Carolina (2-0)**  
H: 1-0, A: 1-0, N: 0-0

Date	Site	W/L	Score	Series
1987-88	Greenville, N.C. #	W	66-56	1-0
1988-89	Nashville	W	91-56	2-0

# East Carolina Tournament

**East Tennessee State (4-2)**  
H: 3-1, A: 1-1, N: 0-0

Date	Site	W/L	Score	Series
1979-80	Nashville	L	69-72	0-1
1980-81	Johnson City, Tenn.	L	69-79	0-2
1981-82	Nashville	W	61-58	1-2
2008-09	Johnson City, Tenn.	W	66-55	2-2
2009-10	Nashville	W	96-83	3-2
2013-14	Nashville	W	92-71	4-2

**Eastern Illinois (2-0)**  
H: 2-0, A: 0-0, N: 0-0

Date	Site	W/L	Score	Series
1991-92	Nashville	W	100-59	1-0
1999-00	Nashville	W	84-29	2-0

**Eastern Kentucky (5-0)**  
H: 4-0, A: 0-0, N: 1-0

Date	Site	W/L	Score	Series
1981-82	Johnson City, Tenn. ^	W	88-78	1-0
1991-92	Nashville	W	74-54	2-0
1995-96	Nashville	W	97-55	3-0
2001-02	Nashville+	W	91-62	4-0
2008-09	Nashville	W	80-38	5-0

^ AIAW Tournament  
+ Preseason WNIT

**Elon (2-0)**  
H: 1-0, A: 1-0, N: 0-0

Date	Site	W/L	Score	Series
2013-14	Nashville	W	88-66	1-0
2014-15	Elon, NC	W	66-50	2-0

**Evansville (6-0)**  
H: 4-0, A: 2-0, N: 0-0

Date	Site	W/L	Score	Series
1986-87	Evansville, Ind.	W	68-62	1-0
1987-88	Nashville	W	93-62	2-0
1988-89	Evansville, Ind.	W	74-52	3-0
1989-90	Nashville	W	111-66	4-0
1990-91	Nashville	W	80-64	5-0
1993-94	Nashville	W	121-64	6-0

**Fairfield (1-0)**  
H: 0-0, A: 0-0, N: 1-0

Date	Site	W/L	Score	Series
1999-00	Honolulu, Hawaii +	W	92-42	1-0

+ Ala Moana Classic

**Fisk (2-0)**  
H: 1-0, A: 1-0, N: 0-0

Date	Site	W/L	Score	Series
1978-79	Fisk	W	Forfeit	1-0
	Vanderbilt	W	89-47	2-0

**Florida (33-21)**  
H: 16-8, A: 13-10, N: 4-3

Date	Site	W/L	Score	Series
1978-79	Starkville, Miss. ^	W	76-66	1-0
	Nashville	W	67-65	2-0
1979-80	Gainesville, Fla.	L	80-81	2-1
	Nashville	W	78-58	3-1
1980-81	Gainesville, Fla.	W	75-67	4-1
1981-82	Gainesville, Fla.	L	71-81	4-2
	Nashville	W	89-86	5-2
1982-83	Nashville	W	79-78	6-2
	Gainesville, Fla.	L	66-69	6-3
1983-84	Gainesville, Fla.	W	86-77	7-3
	Nashville	L	65-66	7-4
1984-85	Gainesville, Fla.	L	62-73	7-5
	Nashville	L	56-61	7-6
1985-86	Nashville	W	70-53	8-6
1986-87	Gainesville, Fla.	W	80-60	9-6
1987-88	Nashville	W	84-62	10-6
1988-89	Gainesville, Fla.	W	80-68	11-6
1989-90	Nashville	W	82-60	12-6
1990-91	Gainesville, Fla.	L	68-74	12-7
1991-92	Nashville	W	89-82	13-7
1992-93	Gainesville, Fla.	W	69-63	14-7
1993-94	Nashville	W	82-65	15-7
	Chattanooga, Tenn. *	W	94-72	16-7
1994-95	Gainesville, Fla.	W	66-52	17-7
1995-96	Nashville	W	74-60	18-7
	Chattanooga, Tenn. *	L	78-83	18-8
1996-97	Gainesville, Fla.	L	56-70	18-9
	Chattanooga, Tenn. *	L	54-68	18-10
1997-98	Nashville	L	46-62	18-11
1998-99	Gainesville, Fla.	L	69-78	18-12
	Chattanooga, Tenn. *	L	61-64	18-13
1999-00	Nashville	W	84-66	19-13
2000-01	Gainesville, Fla.	L	57-62	19-14

2001-02	Nashville	L	51-62	19-15
2002-03	Gainesville, Fla.	W	64-58	20-15
	Little Rock, Ark.	W	74-58	21-15
2003-04	Gainesville, Fla.	L	61-67	21-16
	Nashville	L	83-92	21-17
2004-05	Nashville	W	84-73	22-17
	Gainesville, Fla.	W	76-69	23-17
2005-06	Gainesville, Fla.	L	59-73	23-18
2006-07	Nashville	W	82-69	24-18
	Duluth, Ga. *	W	105-77	25-18
2007-08	Gainesville, Fla.	W	66-56	26-18
2008-09	Nashville	W	84-68	27-18
2009-10	Gainesville, Fla.	W	66-58	28-18
	Nashville	W	71-60	29-18
2010-11	Gainesville, Fla.	W	103-97 (2ot)	30-18
	Nashville	L	69-74	30-19
2011-12	Nashville	W	75-69 (ot)	31-19
2012-13	Gainesville, Fla.	W	68-57	32-19
2013-14	Nashville	L	68-73	32-20
2014-15	Nashville	L	58-67	32-21
	Gainesville, Fla.	W	76-75 (ot)	33-21

^ MSU Classic, Mississippi State-host  
\* SEC Tournament

**Florida A&M (1-0)**  
H: 1-0, A: 0-0, N: 0-0

Date	Site	W/L	Score	Series
1979-80	Nashville	W	80-68	1-0

**Florida Atlantic (1-0)**  
H: 1-0, A: 0-0, N: 0-0

Date	Site	W/L	Score	Series
2006-07	Nashville	W	81-49	1-0

**Florida International (1-0)**  
H: 1-0, A: 0-0, N: 0-0

Date	Site	W/L	Score	Series
1994-95	Nashville #	W	80-63	1-0

# Preseason WNIT

**Florida State (1-2)**  
H: 1-0, A: 0-1, N: 0-1

Date	Site	W/L	Score	Series
2010-11	Tallahassee #	L	66-72	0-1
2011-12	Nashville	W	64-59	1-1
2012-13	Guaynabo, Puerto Rico \$	L	59-73	1-2

# Super Six Series  
\$ San Juan Shootout

**Fordham (1-0)**  
H: 1-0, A: 0-0, N: 0-0

Date	Site	W/L	Score	Series
1999-00	Nashville	W	93-44	1-0

**Furman (1-0)**  
H: 1-0, A: 0-0, N: 0-0

Date	Site	W/L	Score	Series
2007-08	Nashville	W	68-51	1-0

**George Washington (4-0)**  
H: 2-0, A: 2-0, N: 0-0

Date	Site	W/L	Score	Series
1993-94	Washington DC	W	60-58	1-0
1994-95	Nashville	W	87-52	2-0
1998-99	Washington DC	W	80-72	3-0
1999-00	Nashville	W	81-57	4-0



# SERIES RESULTS

<b>Georgia (26-34)</b>				
<b>H: 13-9, A: 7-18, N: 6-7</b>				
Date	Site	W/L	Score	Series
1978-79	Nashville	W	80-63	1-0
	Athens, Ga.	L	57-64	1-1
1980-81	Athens, Ga.	L	71-94	1-2
1981-82	Nashville	L	63-78	1-3
	Athens, Ga.	L	66-79	1-4
1982-83	Athens, Ga.	L	70-76	1-5
	Nashville	W	63-62	2-5
1983-84	Athens, Ga.	L	86-87	2-6
	Nashville	L	66-90	2-7
1984-85	Athens, Ga.	L	71-95	2-8
	Nashville	L	67-83	2-9
	Athens, Ga. *	L	69-79	2-10
1985-86	Nashville	L	61-68	2-11
1988-87	Athens, Ga.	L	72-89	2-12
	Albany, Ga. *	L	53-54	2-13
1987-88	Nashville	L	55-58	2-14
1988-89	Athens, Ga.	L	62-83	2-15
1989-90	Nashville	W	63-62	3-15
	Albany, Ga. *	L	72-79	3-16
1990-91	Athens, Ga.	L	53-57	3-17
1991-92	Nashville	L	60-61	3-18
	Albany, Ga. *	L	57-58	3-19
1992-93	Athens, Ga.	W	90-66	4-19
	Chattanooga, Tenn. *	W	76-64	5-19
1993-94	Nashville	W	80-50	6-19
1994-95	Athens, Ga.	W	65-52	7-19
	Chattanooga, Tenn. *	W	82-56	8-19
1995-96	Nashville	W	71-66	9-19
1996-97	Athens, Ga.	L	45-71	9-20
	Missoula, Mont. ^	L	52-66	9-21
1997-98	Nashville	W	68-65	10-21
1998-99	Athens, Ga.	W	66-57	11-21
1999-00	Nashville	L	73-84	11-22
	Athens, Ga.	L	49-75	11-23
2000-01	Athens, Ga.	L	59-76	11-24
	Nashville	W	71-65	12-24
	Memphis, Tenn. *	L	60-62	12-25
2001-02	Athens, Ga.	W	64-47	13-25
2002-03	Nashville	W	58-56	14-25
	Little Rock, Ark.	W	74-70	15-25
2003-04	Nashville	L	67-83	15-26
	Nashville*	W	62-56	16-26
2004-05	Athens, Ga.	W	66-59	17-26
2005-06	Nashville	L	61-83	17-27
	North Little Rock, Ark. *	L	47-69	17-28
2006-07	Athens, Ga.	L	71-83	17-29
	Duluth, Ga. *	W	81-56	18-29
2007-08	Nashville	W	67-59	19-29
	Athens, Ga.	W	61-54	20-29
2008-09	Athens, Ga.	L	55-66	20-30
	Nashville	W	80-64	21-30
	North Little Rock*	W	69-61	22-30
2009-10	Nashville	W	66-44	23-30
2010-11	Athens, Ga.	W	69-59	24-30
2011-12	Nashville	W	68-48	25-30
	Athens, Ga.	L	63-76	25-31
2012-13	Athens, Ga.	L	50-55	25-32
2013-14	Nashville	W	66-58	26-32
2013-14	Duluth, Ga. *	L	43-53	26-33
2014-15	Athens, Ga.	L	53-64	26-34

\* SEC Tournament  
^ NCAA Regional Semifinals

<b>Georgia Southern (3-0)</b>				
<b>H: 2-0, A: 1-0, N: 0-0</b>				
Date	Site	W/L	Score	Series
1989-90	Nashville	W	95-61	1-0
1990-91	Statesboro, Ga.	W	80-75	2-0
2000-01	Nashville	W	88-70	3-0

<b>Georgia Southwest (1-0)</b>				
<b>H: 0-0, A: 0-0, N: 1-0</b>				
Date	Site	W/L	Score	Series
1987-88	Greenville, N.C. #	W	74-38	1-0

# East Carolina Tournament

<b>Georgia Tech (4-2)</b>				
<b>H: 1-1, A: 2-1, N: 1-0</b>				
Date	Site	W/L	Score	Series
1978-79	Nashville	L-ot	67-69	0-1
	Atlanta, Ga.	L	63-71	0-2
1979-80	Nashville	W	67-61	1-2
	Atlanta, Ga.	W	77-67	2-2
1981-82	Atlanta, Ga.	W	80-74	3-2
2006-07	Duluth, Ga.	W	72-55	4-2

<b>Grambling (1-0)</b>				
<b>H: 1-0, A: 0-0, N: 0-0</b>				
Date	Site	W/L	Score	Series
1993-94	Nashville ^	W	95-85	1-0

^ NCAA First Round

<b>Green Bay (1-0)</b>				
<b>H: 1-0, A: 0-0, N: 0-0</b>				
Date	Site	W/L	Score	Series
2014-15	Nashville	W	68-64 (OT)	1-0

<b>Hampton (1-0)</b>				
<b>H: 1-0, A: 0-0, N: 0-0</b>				
Date	Site	W/L	Score	Series
1998-99	Nashville	W	116-46	1-0

<b>Hartford (2-0)</b>				
<b>H: 1-0, A: 1-0, N: 0-0</b>				
Date	Site	W/L	Score	Series
2012-13	Nashville	W	67-45	1-0
2013-14	Hartford, Conn.	W	65-56	2-0

<b>Harvard (5-0)</b>				
<b>H: 2-0, A: 2-0, N: 1-0</b>				
Date	Site	W/L	Score	Series
1986-87	Honolulu, Hawaii !	W	78-50	1-0
1988-89	Cambridge, Mass. #	W	94-67	2-0
1993-94	Cambridge, Mass.	W	107-68	3-0
1995-96	Nashville ^	W	100-83	4-0
2002-03	Nashville +	W	84-44	5-0

! Rainbow Wahine Classic  
# Harvard Invitational  
^ NCAA Tournament First Round  
+ First Tennessee Tournament (Memorial Gym)

<b>Hawaii (2-0)</b>				
<b>H: 0-0, A: 1-0, N: 1-0</b>				
Date	Site	W/L	Score	Series
1984-85	Tulsa, Okla. #	W	81-57	1-0
1999-00	Honolulu, Hawaii	W	73-60	2-0

# Oil Capital Classic - Tulsa, host

<b>High Point (1-0)</b>				
<b>H: 1-0, A: 1-0, N: 0-0</b>				
Date	Site	W/L	Score	Series
2011-12	Nashville	W	70-54	1-0

<b>Holy Cross (2-0)</b>				
<b>H: 2-0, A: 0-0, N: 0-0</b>				
Date	Site	W/L	Score	Series
1996-97	Nashville	W	80-50	1-0
2002-03	Nashville	W	86-54	2-0

<b>Howard (3-0)</b>				
<b>H: 3-0, A: 0-0, N: 0-0</b>				
Date	Site	W/L	Score	Series
1996-97	Nashville	W	87-47	1-0
2000-01	Nashville	W	103-67	2-0
2010-11	Nashville	W	80-55	3-0

<b>Idaho State (1-0)</b>				
<b>H: 1-0, A: 0-0, N: 0-0</b>				
Date	Site	W/L	Score	Series
2000-01	Nashville ^	W	83-57	1-0

^ NCAA First Round

<b>Illinois (1-1)</b>				
<b>H: 1-0, A: 0-1, N: 0-0</b>				
Date	Site	W/L	Score	Series
1985-86	Nashville	W-ot	83-75	1-0
1987-88	Champaign, Ill.	L	68-73	1-1

<b>Illinois State (2-0)</b>				
<b>H: 1-0, A: 1-0, N: 0-0</b>				
Date	Site	W/L	Score	Series
1986-87	Nashville	W	86-57	1-0
1987-88	Normal, Ill.	W	63-57	2-0

<b>Indiana (1-1)</b>				
<b>H: 1-0, A: 0-1 N: 0-0</b>				
Date	Site	W/L	Score	Series
1998-99	Bloomington, Ind.	L	61-84	0-1
1999-00	Nashville	W	74-54	1-1

<b>IUPUI (1-0)</b>				
<b>H: 1-0, A: 0-0, N: 0-0</b>				
Date	Site	W/L	Score	Series
1986-87	Nashville	W	100-62	1-0

<b>Indiana State (1-1)</b>				
<b>H: 1-0, A: 0-1 N: 0-0</b>				
Date	Site	W/L	Score	Series
2006-07	Nashville	W	89-75	1-0
2007-08	Terre Haute, Ind.	Lot	72-77	1-1

<b>Iowa (4-0)</b>				
<b>H: 0-0, A: 0-0, N: 4-0</b>				
Date	Site	W/L	Score	Series
1989-90	Iowa City, Iowa !	W	61-56	1-0
1991-92	Knoxville, Tenn. #	W	95-65	2-0
1995-96	Rosemont, Ill. ^	W	74-63	3-0
1997-98	Lakeland, Fla. +	W	60-54	4-0

! NCAA Second Round  
# SEC/Big 10 Challenge  
^ NCAA Regional Semifinals  
+ Honda Elite 4 Classic

<b>Iowa State (2-1)</b>				
<b>H: 0-0, A: 0-1, N: 1-0</b>				
Date	Site	W/L	Score	Series
2000-01	Denver, Colo. ^	W	84-65	1-0
2007-08	Nashville	W	62-53	2-0
2008-09	Ames, Iowa	L	51-55	2-1

^ NCAA Midwest Regional Semifinal

<b>James Madison (6-1)</b>				
<b>H: 2-0, A: 3-0, N: 1-1</b>				
Date	Site	W/L	Score	Series
1986-87	Fayetteville, N.C. ^	L	60-68	0-1
1995-96	Harrisonburg, Va.	W	76-61	1-1
1997-98	Nashville	W	59-42	2-1
2000-01	Harrisonburg, Va.	W	81-59	3-1
2001-02	Nashville #	W	90-44	4-1
2012-13	Harrisonburg, Va.	W (ot)	89-85	5-1
2014-15	Nashville	W	66-62	6-1

^ NCAA Second Round  
# Bridgestone Arena

<b>Kansas (3-1)</b>				
<b>H: 0-0, A: 1-0, N: 2-1</b>				
Date	Site	W/L	Score	Series
1984-85	Tulsa, Okla. #	L	61-65	0-1
1989-90	Honolulu, Hawaii	W	70-64	1-1
1996-97	Lawrence, Kansas ^	W	51-44	2-1
1999-00	Ruston, La. +	W2ot	71-69	3-1

# Oil Capital Classic  
^ NCAA Second Round  
+ NCAA First Round

<b>Kansas State (2-0)</b>				
<b>H: 0-0, A: 0-0, N: 2-0</b>				
Date	Site	W/L	Score	Series
2004-05	Seattle, Wash. ^	W	63-60	1-0
2008-09	Albuquerque, N.M. ^	W	74-61	2-0

^ NCAA Tournament Second Round



# SERIES RESULTS

## Kentucky (27-22)

H: 14-7, A: 10-11, N: 3-4

Date	Site	W/L	Score	Series
1981-82	Lexington, Ky.	L	61-84	0-1
	Nashville	L	76-86	0-2
1982-83	Nashville	L	85-106	0-3
	Lexington, Ky.	L	71-80	0-4
1983-84	Nashville	W	77-74	1-4
	Lexington, Ky.	L	70-89	1-5
1984-85	Nashville	L	57-58	1-6
	Lexington, Ky.	W	78-73	2-6
1985-86	Nashville	L	70-79	2-7
1986-87	Lexington, Ky.	L	71-74	2-8
1987-88	Nashville	W	83-68	3-8
	Albany, Ga. *	L	67-75	3-9
1988-89	Lexington, Ky.	L	68-74	3-10
1989-90	Nashville	W	79-70	4-10
1990-91	Lexington, Ky.	L	63-80	4-11
1991-92	Nashville	W	93-67	5-11
1992-93	Lexington, Ky.	W	65-52	6-11
	Chattanooga, Tenn. *	W	68-61	7-11
1993-94	Nashville	W	83-56	8-11
	Chattanooga, Tenn. *	W	72-67	9-11
1994-95	Lexington, Ky.	W	82-53	10-11
1995-96	Nashville	W	58-53	11-11
1996-97	Lexington, Ky.	W	65-54	12-11
1997-98	Nashville	W	64-54	13-11
1998-99	Lexington, Ky.	L	69-70	13-12
1999-00	Nashville	Wot	60-55	14-12
2000-01	Lexington, Ky.	W	91-61	15-12
2001-02	Nashville	W	71-54	16-12
	Lexington, Ky.	W	73-57	17-12
2002-03	Nashville	W	84-50	18-12
	Lexington, Ky.	W	85-63	19-12
2003-04	Nashville	W	65-57	20-12
	Nashville*	W	60-41	21-12
2004-05	Lexington, Ky.	W	73-67	22-12
2005-06	Nashville	W	72-55	23-12
2006-07	Lexington, Ky.	W	63-62	24-12
2007-08	Nashville	W	66-49	25-12
2008-09	Lexington, Ky.	W	72-62	26-12
2009-10	Lexington, Ky.	L	53-63	26-13
	Nashville	W	68-55	27-13
2010-11	Lexington, Ky.	L	68-78	27-14
	Nashville	L	71-80	27-15
	Nashville *	L	56-69	27-16
2011-12	Lexington, Ky.	L	61-70	27-17
2012-13	Nashville	L	53-75	27-18
	Duluth, Ga. *	L	65-76	27-19
2013-14	Lexington, Ky.	L	63-65	27-20
2014-15	Nashville	L	68-82	27-21
	North Little Rock, Ark. *	L	61-67	27-22

\*SEC Tournament

## Lafayette (1-0)

H: 0-0, A: 0-0, N: 1-0

Date	Site	W/L	Score	Series
1988-89	Cambridge, Mass. #	W	81-62	1-0

# Harvard Invitational

## La Salle (2-0)

H: 1-0, A: 1-0, N: 0-0

Date	Site	W/L	Score	Series
2005-06	Philadelphia, Pa.	W	70-57	1-0
2006-07	Nashville	W	70-59	2-0

## Lehigh (1-0)

H: 1-0, A: 0-0, N: 0-0

Date	Site	W/L	Score	Series
2009-10	Nashville	W	90-54	1-0

## Liberty (2-0)

H: 1-0, A: 0-0, N: 1-0

Date	Site	W/L	Score	Series
2002-03	Norfolk, Va. ^	W	54-44	1-0
2008-09	Nashville	W	67-50	2-0

^ NCAA East Region First Round

## Lipscomb (15-0)

H: 8-0, A: 6-0, N: 1-0

Date	Site	W/L	Score	Series
1977-78	Vanderbilt	W	71-57	1-0
	Lipscomb	W	58-47	2-0
1980-81	Vanderbilt	W	79-42	3-0
	Lipscomb	W	68-61	4-0
1981-82	Vanderbilt	W	86-48	5-0
1982-83	Lipscomb	W	79-62	6-0
1987-88	Vanderbilt	W	79-49	7-0
1988-89	Lipscomb	W	86-64	8-0
1989-90	Vanderbilt	W	95-68	9-0
1990-91	Lipscomb	W	85-55	10-0
2003-04	Chattanooga^	W	60-44	11-0
2006-07	Vanderbilt	W	109-40	12-0
2007-08	Vanderbilt	W	92-37	13-0
2011-12	Vanderbilt#	W	81-39	14-0
2012-13	Lipscomb	W	62-45	15-0

^ NCAA Midwest Region Second Round

# Vanderbilt Thanksgiving Tournament

## Louisiana State (24-19)

H: 13-3, A: 4-13, N: 7-3

Date	Site	W/L	Score	Series
1985-86	Baton Rouge, La.	L	80-91	0-1
	Athens, Ga. *	L	60-83	0-2
1986-87	Nashville	L-ot	79-81	0-3
1987-88	Baton Rouge, La.	L	66-73	0-4
1988-89	Nashville	W	79-66	1-4
	Albany, Ga. *	L	73-79	1-5
1989-90	Baton Rouge, La.	L	69-71	1-6
1990-91	Nashville	W	73-72	2-6
1991-92	Baton Rouge, La.	L	69-76	2-7
1992-93	Nashville	W	87-61	3-7
1993-94	Baton Rouge, La.	W	87-63	4-7
1994-95	Nashville	W	85-33	5-7
1995-96	Baton Rouge, La.	W	78-56	6-7
1996-97	Nashville	W	77-58	7-7
1997-98	Baton Rouge, La.	L	46-57	7-8
1998-99	Nashville	L	54-69	7-9
1999-00	Baton Rouge, La.	L	50-58	7-10
	Chattanooga, Tenn. *	W	59-46	8-10
2000-01	Nashville	W	86-75	9-10
	Memphis, Tenn. *	W	70-58	10-10
2001-02	Baton Rouge, La.	W	64-53	11-10
	Nashville	W	77-60	12-10
	Nashville*	W	63-48	13-10
2002-03	Baton Rouge, La.	L	59-70	13-11
	Nashville	W	72-60	14-11
2002-03	Little Rock, Ark. *	L	69-78	14-12
2003-04	Baton Rouge, La.	W	61-55	15-12
	Nashville*	W	78-66	16-12
2004-05	Nashville	L	68-79	16-13
2005-06	Baton Rouge, La.	L	53-75	16-14
2006-07	Nashville	W	68-58	17-14
	Duluth, Ga. *	W	51-45	18-14
2007-08	Baton Rouge, La.	L	51-62	18-15
2008-09	Nashville	W	75-67	19-15
	North Little Rock*	W	61-47	20-15
2009-10	Baton Rouge, La.	L	39-55	20-16
	Duluth, Ga. *	W	63-61	21-16
2010-11	Nashville	W	55-50	22-16
2011-12	Nashville	W	81-72	23-16
	Baton Rouge, La.	L	66-69	23-17
2012-13	Baton Rouge, La.	L	51-54	23-18
2013-14	Nashville	W	79-70	24-18
2014-15	Baton Rouge, La.	L	44-64	24-19

\* SEC Tournament

## Louisiana Tech (1-1)

H: 0-0, A: 0-1, N: 1-0

Date	Site	W/L	Score	Series
1992-93	Nacogdoches, Tex. !	W	58-53	1-0
1999-00	Ruston, La.^	L	65-66	1-1

! NCAA Regional Finals

^ NCAA First Round

## Louisville (8-4)

H: 5-1, A: 2-2, N: 1-1

Date	Site	W/L	Score	Series
1982-83	Nashville	L	84-86	0-1
1984-85	Louisville, Ky.	W	93-67	1-1
1985-86	Nashville	W	114-76	2-1
1986-87	Louisville, Ky.	L	78-90	2-2
1987-88	Nashville	W	102-56	3-2
1988-89	Louisville, Ky.	W	76-68	4-2
1996-97	Boston, Mass. ^	W	63-60	5-2
2001-02	Nashville	W	71-32	6-2
2002-03	Louisville, Ky.	L	82-92	6-3
2003-04	Nashville	Wot	73-68	7-3
2005-06	Nashville\$	W	76-64	8-3
2010-11	Cincinnati%	L	62-81	8-4

^ Reebok Classic

\$ NCAA Tournament First Round (Memorial Gym)

% NCAA Tournament First Round (Xavier)

## Loyola Marymount (1-0)

H: 0-0, A: 0-0, N: 1-0

Date	Site	W/L	Score	Series
1990-91	Salt Lake City, Utah #	W	81-75	1-0

# Lady Ute Classic - Utah, host

## Maine (1-0)

H: 0-0, A: 1-0, N: 0-0

Date	Site	W/L	Score	Series
1990-91	Orono, Maine	W	74-67	1-0

## Manhattan (2-0)

H: 1-0, A: 1-0, N: 0-0

Date	Site	W/L	Score	Series
1994-95	Nashville	W	101-52	1-0
1995-96	Riverdale, N.Y.	W	85-64	2-0

## Marshall (1-0)

H: 1-0, A: 0-0, N: 0-0

Date	Site	W/L	Score	Series
1990-91	Nashville	W	67-36	1-0

## Maryland (0-2)

H: 0-0, A: 0-0, N: 0-2

Date	Site	W/L	Score	Series
2007-08	Spokane, Wash. ^	L	66-80	0-1
2008-09	Raleigh, N.C. ^	L	74-78	0-2

^ NCAA Tournament - Sweet 16

## Marquette (0-2)

H: 0-1, A: 0-1, N: 0-0

Date	Site	W/L	Score	Series
2013-14	Nashville	L	77-82	0-1
2014-15	Milwaukee, Wis.	L	67-80	0-2

## Massachusetts (2-0)

H: 1-0, A: 1-0, N: 0-0

Date	Site	W/L	Score	Series
1993-94	Amherst, Mass.	W	77-50	1-0
1994-95	Nashville #	W	98-54	2-0

# First American/MCI Classic, Vanderbilt-host

## McNeese State (1-0)

H: 1-0, A: 1-0, N: 0-0

Date	Site	W/L	Score	Series
2012-13	Nashville, Tenn.	W	82-71	1-0





# SERIES RESULTS

**Memphis (11-3)**  
**H: 8-0, A: 3-3, N: 0-0**

Date	Site	W/L	Score	Series
1979-80	Memphis, Tenn.	L	72-87	0-1
1980-81	Nashville	W	78-71	1-1
1981-82	Memphis, Tenn.	L	78-97	1-2
1984-85	Nashville	W	77-72	2-2
1985-86	Nashville	W	96-73	3-2
1986-87	Memphis, Tenn.	L	74-93	3-3
1987-88	Nashville	W	86-73	4-3
1988-89	Memphis, Tenn.	W	89-82	5-3
1989-90	Nashville	W	99-66	6-3
1991-92	Memphis, Tenn.	W	75-50	7-3
1992-93	Nashville	W	91-57	8-3
1994-95	Nashville ^	W	95-68	9-3
2003-04	Memphis, Tenn.	W	73-49	10-3
2004-05	Nashville	W	96-54	11-3

<sup>^</sup> NCAA Tournament Second Round

**Mercer (2-0)**  
**H: 1-0, A: 1-0, N: 0-0**

Date	Site	W/L	Score	Series
1983-84	Nashville	W	63-60	1-0
1984-85	Jefferson City, Tenn.	W	97-76	2-0

**Miami, Fla. (1-1)**  
**H: 0-0, A: 0-1, N: 1-0**

Date	Site	W/L	Score	Series
1991-92	Charlottesville, Va. ^	W	77-67	1-0
2003-04	Miami, Fla.	L	57-79	1-1

<sup>^</sup> NCAA Regional Semifinals

**Miami University (5-0)**  
**H: 3-0, A: 2-0, N: 0-0**

Date	Site	W/L	Score	Series
1990-91	Nashville	W	64-56	1-0
1991-92	Oxford, Ohio	W	69-48	2-0
2000-01	Nashville	W	79-61	3-0
2004-05	Oxford, Ohio	W	93-50	4-0
2005-06	Nashville	W	82-50	5-0

**Michigan (3-1)**  
**H: 1-0, A: 1-1, N: 1-0**

Date	Site	W/L	Score	Series
1988-89	Norfolk, Va. ^	W	95-86	1-0
1998-99	Nashville	W	57-45	2-0
1999-00	Ann Arbor, Mich.	W	76-60	3-0
2008-09	Ann Arbor, Mich.	L	42-50	3-1

<sup>^</sup> Reebok Classic (Old Dominion)

**Michigan State (1-2)**  
**H: 1-0, A: 0-1, N: 0-1**

Date	Site	W/L	Score	Series
1996-97	East Lansing, Mich.	L	51-82	0-1
1997-98	Nashville	W	63-51	1-1
2004-05	Kansas City, Mo. ^	L	64-76	1-2

<sup>^</sup> NCAA Tournament Sweet 16

**Middle Tennessee (8-8)**  
**H: 6-4, A: 2-3, N: 0-1**

Date	Site	W/L	Score	Series
1978-79	Murfreesboro, Tenn.	L	67-69	0-1
	Nashville	L	70-74	0-2
1979-80	Nashville	L	66-67	0-3
	Cookeville, Tenn. #	L	57-76	0-4
1980-81	Nashville	W	89-88	1-4
1981-82	Nashville	L	71-76	1-5
1982-83	Nashville	L	81-86	1-6
	Murfreesboro, Tenn.	L-ot	66-73	1-7
1983-84	Murfreesboro, Tenn.	W	66-60	2-7
	Nashville	W	83-67	3-7
1987-88	Nashville	W	70-67	4-7
1988-89	Murfreesboro, Tenn.	L	73-81	4-8
1989-90	Nashville	W	88-70	5-8
1990-91	Murfreesboro, Tenn.	W	79-66	6-8
1991-92	Nashville	W	90-61	7-8
2011-12	Nashville ^	W	60-46	8-8

# AIAW Tournament  
<sup>^</sup> NCAA Tournament First Round (Memorial Gym)

**Minnesota (2-0)**  
**H: 1-0, A: 0-0, N: 1-0**

Date	Site	W/L	Score	Series
1993-94	Nashville ^	W	98-72	1-0
2014-15	Estero, Fla. *	W	71-54	2-0

<sup>^</sup> NCAA Second Round  
<sup>\*</sup> Gulf Coast Showcase

**Mississippi (30-15)**  
**H: 17-3, A: 8-12, N: 5-0**

Date	Site	W/L	Score	Series
1977-78	Nashville	L	64-85	0-1
1979-80	Oxford, Miss.	W	84-81	1-1
1980-81	Oxford, Miss. ^	L	65-81	1-2
1983-84	Oxford, Miss.	L-ot	72-82	1-3
	Athens, Ga. *	W	78-73	2-3
1984-85	Nashville	L	56-80	2-4
1985-86	Oxford, Miss.	L	62-76	2-5
1986-87	Nashville	L	73-77	2-6
	Albany, Ga. *	W	65-64	3-6
1987-88	Oxford, Miss.	L	56-64	3-7
1988-89	Nashville	W	63-62	4-7
1989-90	Oxford, Miss.	L	60-75	4-8
1990-91	Nashville	W	69-46	5-8
1991-92	Oxford, Miss.	L	57-59	5-9
1992-93	Nashville	W	77-62	6-9
	Chattanooga, Tenn.	*W	79-54	7-9
1993-94	Oxford, Miss.	L	59-80	7-10
1994-95	Nashville	W	91-54	8-10
	Chattanooga, Tenn.	*W	64-57	9-10
1995-96	Oxford, Miss.	L	53-72	9-11
1996-97	Nashville	W	74-47	10-11
1997-98	Oxford, Miss.	W	66-56	11-11
	Columbus, Ga. *	W	76-64	12-11
1998-99	Nashville	W	77-58	13-11
1999-00	Oxford, Miss.	W	60-38	14-11
	Nashville	W	59-51	15-11
2000-01	Nashville	W	79-64	16-11
	Oxford, Miss.	W	72-58	17-11
2001-02	Nashville	W	62-42	18-11
2002-03	Oxford, Miss.	W	67-60	19-11
2003-04	Nashville	W	90-65	20-11
2004-05	Oxford, Miss.	L	60-66	20-12
2005-06	Nashville	W	68-58	21-12
2006-07	Oxford, Miss.	L	66-76	21-13
2007-08	Nashville	W	83-50	22-13
2008-09	Oxford, Miss.	L	69-71	22-14
2009-10	Nashville	W	86-72	23-14
	Oxford, Miss.	W	68-59	24-14
2010-11	Oxford, Miss.	L	67-72	24-15
	Nashville	W	71-42	25-15
2011-12	Nashville	W	68-52	26-15
2012-13	Oxford, Miss.	W	76-57	27-15
	Nashville	W	79-53	28-15
2013-14	Oxford, Miss.	W	80-74	29-15
2014-15	Nashville	W	58-54	30-15

<sup>^</sup> Lady Rebel Classic  
<sup>\*</sup> SEC Tournament

**Mississippi State (36-16)**  
**H: 19-2, A: 11-12, N: 6-2**

Date	Site	W/L	Score	Series
1977-78	Nashville	W	81-66	1-0
	Starkville, Miss.	L	60-85	1-1
1978-79	Starkville, Miss. ^	L	61-72	1-2
	Starkville, Miss.	L	55-64	1-3
	Nashville	W	66-57	2-3
1979-80	Starkville, Miss.	L	65-79	2-4
1980-81	Baton Rouge, La. *	L	76-84	2-5
	Nashville	L	77-83	2-6
1981-82	Lexington, Ky. *	W	87-67	3-6
1982-83	Knoxville, Tenn. *	L	51-53	3-7
1983-84	Starkville, Miss.	W	89-72	4-7
	Athens, Ga. *	W	72-47	5-7
1984-85	Nashville	W	86-54	6-7
1985-86	Starkville, Miss.	W	69-41	7-7
	Athens, Ga. *	W	83-69	8-7
1986-87	Nashville	W	71-61	9-7
1987-77	Starkville, Miss.	W	80-70	10-7
1988-89	Nashville	W	75-53	11-7

1989-90	Starkville, Miss.	W	74-64	12-7
1990-91	Nashville	W	71-57	13-7
1991-92	Starkville, Miss.	W	85-52	14-7
1992-93	Nashville	W	108-44	15-7
1993-94	Starkville, Miss.	W	88-77	16-7
1994-95	Nashville	W	107-60	17-7
1995-96	Starkville, Miss.	L	64-67	17-8
1996-97	Nashville	W	99-60	18-8
	Chattanooga, Tenn. *	W	70-42	19-8
1997-98	Nashville	W	78-47	20-8
	Starkville, Miss.	W	73-66	21-8
1998-99	Starkville, Miss.	L	66-71	21-9
	Nashville	W	63-43	22-9
1999-00	Nashville	W	77-62	23-9
2000-01	Starkville, Miss.	L	62-71	23-10
2001-02	Nashville	W	72-54	24-10
2002-03	Starkville, Miss.	L	75-78	24-11
2003-04	Nashville	W	87-64	25-11
2004-05	Starkville, Miss.	W-Zot	106-98	26-11
2005-06	Nashville	W	87-48	27-11
2006-07	Starkville, Miss.	W	84-64	28-11
2007-08	Nashville	W	72-50	29-11
2008-09	Starkville, Miss.	L	61-66	29-12
2009-10	Starkville, Miss.	L	76-90	29-13
	Nashville	L	56-65	29-14
2010-11	Nashville	W	65-44	30-14
	Starkville, Miss.	W	74-62	31-14
	Nashville *	W	69-55	32-14
2011-12	Starkville, Miss.	W	65-59	33-14
	Nashville*	W	67-51	34-14
2012-13	Nashville	W	92-41	35-14
2013-14	Starkville, Miss.	L	62-64	35-15
2010-11	Nashville	W	78-62	36-15
	Starkville, Miss.	L	44-69	36-16

<sup>^</sup> MSU Classic \* SEC Tournament

**Mississippi Valley (3-0)**  
**H: 2-0, A: 1-0, N: 0-0**

Date	Site	W/L	Score	Series
1985-86	Itta Bena, Miss.	W	77-63	1-0
1986-87	Nashville	W	101-70	2-0
2014-15	Nashville	W	63-37	3-0

**Missouri (2-2)**  
**H: 1-1, A: 0-1, N: 1-0**

Date	Site	W/L	Score	Series
2012-13	Nashville	W	62-46	1-0
	Duluth, Ga. *	W	53-40	2-0
2013-14	Columbia, Mo.	L	54-59	2-1
2014-15	Nashville	L	51-54	2-2

<sup>\*</sup> SEC Tournament

**Missouri-Kansas City (1-0)**  
**H: 1-0, A: 0-0, N: 0-0**

Date	Site	W/L	Score	Series
1987-88	Nashville	W	98-90	1-0

**Montana (3-0)**  
**H: 0-0, A: 1-0, N: 2-0**

Date	Site	W/L	Score	Series
1994-95	Missoula, Mont. #	W	69-65	1-0
2004-05	Seattle, Wash. ^	W	67-44	2-0
2007-08	Albuquerque, N.M. ^	W	75-47	3-0

# Preseason WNIT  
<sup>^</sup> NCAA Tournament First Round

**Montevallo (1-0)**  
**H: 1-0, A: 0-0, N: 0-0**

Date	Site	W/L	Score	Series
1988-89	Nashville	W	94-60	1-0

**Morehead State (2-0)**  
**H: 1-0, A: 1-0, N: 0-0**

Date	Site	W/L	Score	Series
1982-83	Morehead, Ky. ^	W	69-68	1-0
1989-90	Nashville	W	92-46	2-0

<sup>^</sup> Lady Eagle Classic

**Motlow (1-1)**  
**H: 1-0, A: 0-1, N: 0-0**

Date	Site	W/L	Score	Series
1977-78	Nashville	W	70-61	1-0
	Tulahoma, Tenn.	L	70-88	1-1



# SERIES RESULTS

## Murray State (4-3)

H: 3-1, A: 0-1, N: 1-1

Date	Site	W/L	Score	Series
1977-78	Nashville	L-ot	78-80	0-1
1978-79	Murray, Ky.	L	66-81	0-2
	Nashville	W	76-73	1-2
1979-80	Martin, Tenn. ^	W	82-63	2-2
1980-81	Martin, Tenn. ^	L	77-78	2-3
1987-98	Nashville !	W	83-38	3-3
2000-01	Nashville	W	99-52	4-3

^ UT-Martin Christmas Classic

! MCI/First American Tournament (Memorial Gym)

## New Mexico State (1-0)

H: 0-0, A: 0-0, N: 1-0

Date	Site	W/L	Score	Series
1986-87	Honolulu, Hawaii #	W	90-77	1-0

# Rainbow Wahine Classic - Hawaii, host

## New Orleans (2-0)

H: 1-0, A: 1-0, N: 0-0

Date	Site	W/L	Score	Series
2003-04	Nashville	W	75-56	1-0
2004-05	New Orleans, La.	W	91-37	2-0

## Nicholls State (1-0)

H: 1-0, A: 0-0, N: 0-0

Date	Site	W/L	Score	Series
1994-95	Nashville	W	100-40	1-0

## North Alabama (3-0)

H: 1-0, A: 1-0, N: 1-0

Date	Site	W/L	Score	Series
1982-83	Tullahoma, Tenn.	W	78-60	1-0
1985-86	Florence, Ala.	W	69-60	2-0
1986-87	Nashville	W	110-60	3-0

## North Carolina (2-3)

H: 0-1, A: 0-0, N: 2-2

Date	Site	W/L	Score	Series
1980-81	Oxford, Miss. #	W	81-80	1-0
1993-94	Piscataway, N.J. ^	L	69-73	1-1
2001-02	Ames, Iowa ^	W	70-61	2-1
2005-06	Myrtle Beach, S.C.	L	67-87	2-2
	Nashville \$	L	70-89	2-3

# Ole Miss Classic

^ NCAA Tournament Regional Semifinals

\$ NCAA Tournament Second Round

## North Carolina-Asheville (2-0)

H: 2-0, A: 0-0, N: 0-0

Date	Site	W/L	Score	Series
2000-01	Nashville	W	107-51	1-0
2013-14	Nashville	W	83-57	2-0

## North Carolina-Charlotte (1-0)

H: 1-0, A: 0-0, N: 0-0

Date	Site	W/L	Score	Series
2002-03	Nashville	W	66-43	1-0

## North Carolina State (2-3)

H: 1-1, A: 0-2, N: 1-0

Date	Site	W/L	Score	Series
1995-96	Charlotte, N.C.	W	93-61	1-0
2004-05	Nashville	L	64-65	1-1
2005-06	Raleigh, N.C.	L	67-76	1-2
2009-10	Nashville #	W	77-71	2-2
2011-12	Raleigh, N.C.	L	59-66	2-3

# Vanderbilt Thanksgiving Tournament

## North Texas (1-0)

H: 1-0, A: 0-0, N: 0-0

Date	Site	W/L	Score	Series
1997-98	Nashville	W	91-51	1-0

## Northern Arizona (1-0)

H: 1-0, A: 0-0, N: 0-0

Date	Site	W/L	Score	Series
2005-06	Nashville	W	57-41	1-0

## Northern Illinois (4-0)

H: 2-0, A: 1-0, N: 1-0

Date	Site	W/L	Score	Series
1984-85	Norfolk, Va. !	W	94-68	1-0
1989-90	Nashville	W	87-73	2-0
1990-91	DeKalb, Ill.	W	79-65	3-0
1994-95	Nashville ^	W	90-44	4-0

! Old Dominion Classic

^ NCAA Tournament First Round

## Northwestern (2-2)

H: 1-1, A: 0-1, N: 1-0

Date	Site	W/L	Score	Series
1981-82	Cambridge, Mass. #	W	81-70	1-0
1989-90	Evanston, Ill.	L	64-81	1-1
1990-91	Nashville	L	86-91	1-2
1996-97	Nashville	W	73-54	2-2

# Harvard Tournament

## Notre Dame (1-4)

H: 1-1, A: 0-2, N: 0-1

Date	Site	W/L	Score	Series
1988-89	Nashville	W	86-64	1-0
1989-90	Notre Dame, Ind.	L	63-77	1-1
2000-01	Denver, Colo. ^	L	64-72	1-2
2008-09	Nashville	L	57-59	1-3
2009-10	Notre Dame, Ind.	L	69-74	1-4

^ NCAA Tournament Midwest Regional Final

## Oakland (2-0)

H: 2-0, A: 0-0, N: 0-0

Date	Site	W/L	Score	Series
1981-82	Nashville	W	78-72	1-0
2001-02	Nashville #	W	63-38	2-0

# First Tennessee Tournament (Memorial Gym)

## Ohio State (1-1)

H: 1-0, A: 0-1, N: 0-0

Date	Site	W/L	Score	Series
1992-93	Nashville	W	70-67	1-0
1993-94	Columbus, Ohio	L	80-82	1-1

## Oklahoma (2-1)

H: 1-0, A: 2-1, N: 0-0

Date	Site	W/L	Score	Series
1985-86	Norman, Okla. ^	L	67-86	0-1
2011-12	Nashville #	W	78-66	1-1
2012-13	Norman, Okla.	W	76-63	2-1

^ NCAA Tournament Second Round

# Vanderbilt Thanksgiving Tournament

## Oklahoma State (1-1)

H: 1-0, A: 0-1, N: 0-0

Date	Site	W/L	Score	Series
1996-97	Nashville	W	61-55	1-0
1998-99	Stillwater, Okla.	L	54-67	1-1

## Old Dominion (1-4)

H: 0-1, A: 1-2, N: 0-1

Date	Site	W/L	Score	Series
1984-85	Norfolk, Va.	L	72-96	0-1
1988-89	Norfolk, Va.	L	76-85	0-2
1996-97	Richmond, Va. !	L	59-70	0-3
2005-06	Norfolk, Va.	W	82-77	1-3
2007-08	Nashville	L	65-80	1-4

! Central Fidelity Classic (Richmond)

## Oral Roberts (1-0)

H: 1-0, A: 0-0, N: 0-0

Date	Site	W/L	Score	Series
1992-93	Nashville	W	124-58	1-0

## Oregon (2-0)

H: 1-0, A: 1-0, N: 0-0

Date	Site	W/L	Score	Series
1992-93	Nashville #	W	72-68	1-0
1994-95	Eugene, Ore.	W	82-54	2-0

# O'Charley's Classic (Memorial Gym)

## Oregon State (3-0)

H: 1-0, A: 1-0, N: 1-0

Date	Site	W/L	Score	Series
1989-90	Honolulu, Hawaii ^	W	63-50	1-0
1994-95	Corvallis, Ore.	W	78-57	2-0
2001-02	Nashville +	W	81-55	3-0

^ Rainbow Wahine Classic

+ Preseason WNIT

## Penn State (2-4)

H: 1-2, A: 1-2, N: 0-0

Date	Site	W/L	Score	Series
1991-92	Nashville	L	60-72	0-1
1992-93	State College, Pa.	W	66-57	1-1
1993-94	Nashville	L	51-66	1-2
1994-95	State College, Pa.	L	65-86	1-3
2000-01	State College, Pa.	L	76-77	1-4
2001-02	Nashville	W	77-62	2-4

## Pepperdine (1-0)

H: 0-0, A: 1-0, N: 0-0

Date	Site	W/L	Score	Series
2004-05	Malibu, Calif.	W	78-46	1-0

## Pittsburgh (1-0)

H: 1-0, A: 0-0, N: 0-0

Date	Site	W/L	Score	Series
1993-94	Nashville #	W	82-64	1-0

# MCI/First American Classic (Memorial Gym)

## Portland State (1-0)

H: 0-0, A: 1-0, N: 0-0

Date	Site	W/L	Score	Series
2000-01	Portland, Ore.	W	97-56	1-0

## Princeton (4-0)

H: 2-0, A: 1-0, N: 1-0

Date	Site	W/L	Score	Series
1999-00	Honolulu, Hawaii #	W	85-30	1-0
2006-07	Nashville	W	89-74	2-0
2007-08	Princeton, N.J.	W	81-48	3-0
2010-11	Nashville %	W	74-68	4-0

% Ala Moana Classic (Hawaii)

% Vanderbilt Thanksgiving Tournament

## Providence (1-0)

H: 0-0, A: 1-0, N: 0-0

Date	Site	W/L	Score	Series
1985-86	Providence, R.I. #	W	98-82	1-0

# Providence College Invitational (Alumni Hall)

## Purdue (4-3)

H: 2-0, A: 2-1, N: 0-2

Date	Site	W/L	Score	Series
1990-91	West Lafayette, Ind. ^	W	69-63	1-0
1993-94	Nashville #	W	96-91	2-0
1994-95	West Lafayette, Ind.	W	72-52	3-0
	Los Angeles, Calif. #	L	66-67	3-1
1995-96	Nashville	W-ot	80-77	4-1
1999-00	West Lafayette, Ind.	L	51-63	4-2
2002-03	Tempe, Ariz. +	L	66-73	4-3

^ NCAA Tournament Second Round

# First American/MCI Classic (Memorial Gym)

+ Hoops for the Cure Classic

## Quinnipiac (2-0)

H: 1-0, A: 0-1, N: 0-0

Date	Site	W/L	Score	Series
2009-10	Hamden, Conn.	W	75-74	1-0
2010-11	Nashville #	W	111-53	2-0

# Vanderbilt Thanksgiving Tournament

## Radford (1-0)

H: 1-0, A: 0-0, N: 0-0

Date	Site	W/L	Score	Series
2008-09	Nashville	W	78-41	1-0



# SERIES RESULTS

**Rhode Island (2-0)**  
H: 1-0, A: 0-0, N: 1-0

Date	Site	W/L	Score	Series
2003-04	Miami, Fla. †	W	74-61	1-0
2004-05	Nashville #	W	108-53	2-0

† Gatorade Holiday Classic (Miami)  
# Vanderbilt Thanksgiving Tournament

**Rice (1-0)**  
H: 0-0, A: 0-0, N: 1-0

Date	Site	W/L	Score	Series
1981-82	Cambridge, Mass. #	W	91-54	1-0

# Harvard Invitational, Harvard-host

**Richmond (1-0)**  
H: 0-0, A: 1-0, N: 0-0

Date	Site	W/L	Score	Series
1996-97	Richmond, Va. #	W	88-67	1-0

# Central Fidelity Invitational

**Rutgers (2-0)**  
H: 2-0, A: 0-0, N: 0-0

Date	Site	W/L	Score	Series
1989-90	Nashville ^	W	78-75	1-0
1995-96	Nashville	W	79-53	2-0

^ NCAA Tournament First Round

**St. Francis (Pa.) (1-0)**  
H: 1-0, A: 0-0, N: 0-0

Date	Site	W/L	Score	Series
2004-05	Nashville	W	102-47	1-0

**St. Joseph's (2-1)**  
H: 0-0, A: 1-1, N: 1-0

Date	Site	W/L	Score	Series
1988-89	Philadelphia, Pa. ^	L	68-82	0-1
2009-10	Philadelphia, Pa.	W	59-46	1-1
2012-13	Storrs, Conn. ^	W	60-54	2-1

^ NCAA Tournament First Round

**Saint Louis (3-0)**  
H: 2-0, A: 1-0, N: 0-0

Date	Site	W/L	Score	Series
2003-04	St. Louis, Mo.	W	71-56	1-0
2004-05	Nashville	W	94-51	2-0
2014-15	Nashville	W	75-57	3-0

**St. Mary's, Calif. (1-0)**  
H: 0-0, A: 0-0, N: 1-0

Date	Site	W/L	Score	Series
2007-08	Berkeley, Calif. #	W	90-69	1-0

# Contra Costa Times Classic

**St. Peter's (1-0)**  
H: 1-0, A: 0-0, N: 0-0

Date	Site	W/L	Score	Series
1986-87	Nashville	W	87-61	1-0

**Samford (2-0)**  
H: 2-0, A: 0-0, N: 0-0

Date	Site	W/L	Score	Series
2003-04	Nashville	W	67-50	1-0
2010-11	Nashville	W	70-60	2-0

**Sam Houston State (1-0)**  
H: 1-0, A: 0-0, N: 0-0

Date	Site	W/L	Score	Series
2011-12	Nashville	W	79-56	1-0

**San Francisco (1-0)**  
H: 1-0, A: 0-0, N: 0-0

Date	Site	W/L	Score	Series
1998-99	Nashville #	W	96-62	1-0

# First American Classic (Memorial Gym)

**Savannah State (2-0)**  
H: 1-0, A: 1-0, N: 0-0

Date	Site	W/L	Score	Series
2003-04	Nashville	W	91-40	1-0
2004-05	Savannah, Ga.	W	61-28	2-0

**Sewanee (Univ. of the South) (2-0)**  
H: 1-0, A: 1-0, N: 0-0

Date	Site	W/L	Score	Series
1977-78	Sewanee, Tenn.	W	86-21	1-0
	Nashville	W	90-41	2-0

**Siena (1-0)**  
H: 1-0, A: 0-0, N: 0-0

Date	Site	W/L	Score	Series
2004-05	Nashville #	W	76-47	1-0

# Vanderbilt Thanksgiving Tournament

**South Alabama (2-1)**  
H: 1-0, A: 0-1, N: 1-0

Date	Site	W/L	Score	Series
1985-86	Nashville	W	95-79	1-0
1987-88	Mobile, Ala.	L	71-73	1-1
2003-04	Burlington, Vt. #	Wot	64-62	2-1

# Banknorth Classic (Vermont)

**South Carolina (21-12)**  
H: 11-4, A: 8-8, N: 2-0

Date	Site	W/L	Score	Series
1990-91	Nashville ^	W	73-64	1-0
1991-92	Columbia, S.C.	L	65-72	1-1
	Albany, Ga. *	W	58-47	2-1
1992-93	Nashville	W	58-48	3-1
1993-94	Columbia, S.C.	W	71-56	4-1
1994-95	Nashville	W	98-58	5-1
1995-96	Columbia, S.C.	W	80-69	6-1
1996-97	Nashville	W	70-33	7-1
1997-98	Columbia, S.C.	L	66-70	7-2
	Nashville	W	66-53	8-2
1998-99	Nashville	W	81-54	9-2
	Columbia, S.C.	W	76-63	10-2
1999-00	Columbia, S.C.	L	48-52	10-3
	Chattanooga, Tenn. *	W	80-58	11-3
2000-01	Nashville	W	85-56	12-3
2001-02	Columbia, S.C.	L	52-71	12-4
2002-03	Nashville	L	57-66	12-5
2003-04	Columbia, S.C.	W	62-41	13-5
2004-05	Nashville	W	88-43	14-5
2005-06	Columbia, S.C.	W	67-59	15-5
	Nashville	W	88-71	16-5
2006-07	Columbia, S.C.	W	67-66	17-5
	Nashville	W	83-65	18-5
2007-08	Nashville	W	78-48	19-5
2008-09	Columbia, S.C.	W	66-56	20-5
2009-10	Nashville	L	70-73	20-6
2010-11	Columbia, S.C.	W	74-60 (OT)	21-6
2011-12	Columbia, S.C.	L	55-65	21-7
	Nashville	L	60-65 (OT)	21-8
	Columbia, S.C.	L	48-64	21-9
2013-14	Columbia, S.C.	L	66-76	21-10
	Nashville	L	57-61	21-11
2014-15	Columbia, S.C.	L	59-89	21-12

^ NCAA Tournament First Round  
\* SEC Tournament

**South Carolina Upstate (1-0)**  
H: 1-0, A: 0-0, N: 0-0

Date	Site	W/L	Score	Series
2011-12	Nashville	W	88-42	1-0

**South Florida (3-0)**  
H: 1-0, A: 1-0, N: 1-0

Date	Site	W/L	Score	Series
1983-84	Tampa, Fla.	W	77-58	1-0
2006-07	Tampa, Fla. #	W	76-68	2-0
2007-08	Nashville	W	75-48	3-0

# St. Pete Times Forum

**Southern University (1-1)**  
H: 1-0, A: 0-1, N: 0-0

Date	Site	W/L	Score	Series
1985-86	Baton Rouge, La.	L	68-70	0-1
1986-87	Nashville	W	114-45	1-1

**Southern California (1-0)**  
H: 0-0, A: 1-0, N: 0-0

Date	Site	W/L	Score	Series
2012-13	Los Angeles, Calif.	W	74-56	1-0

**Southern Illinois (10-1)**  
H: 4-1, A: 5-0, N: 1-0

Date	Site	W/L	Score	Series
1980-81	Martin, Tenn. #	W-ot	85-83	1-0
1982-83	Nashville	L	69-72	1-1
1983-84	Carbondale, Ill.	W	80-75	2-1
1992-93	Nashville	W	85-55	3-1
1993-94	Carbondale, Ill.	W	91-57	4-1
1994-95	Nashville	W	94-54	5-1
1995-96	Carbondale, Ill.	W	76-43	6-1
1996-97	Nashville	W	77-47	7-1
1997-98	Carbondale, Ill.	W	65-53	8-1
2009-10	Carbondale, Ill.	W	90-64	9-1
2010-11	Nashville	W	81-68	10-1

# UT Martin Christmas Classic

**Southwest Missouri (3-0)**  
H: 2-0, A: 1-0, N: 0-0

Date	Site	W/L	Score	Series
1985-86	Nashville	W	102-53	1-0
1992-93	Nashville	W	72-59	2-0
1994-95	Springfield, Mo.	W	72-37	3-0

**Stanford (0-1)**  
H: 0-0, A: 0-0, N: 0-1

Date	Site	W/L	Score	Series
2003-04	Norman, Okla. ^	L	55-57	0-1

^ NCAA Tournament Sweet Sixteen (Oklahoma)

**Stephen F. Austin (1-0)**  
H: 0-0, A: 1-0, N: 0-0

Date	Site	W/L	Score	Series
1992-93	Nacogdoches, Texas ^	W	59-56	1-0

! NCAA Tournament Regional Semifinals

**Syracuse (3-0)**  
H: 1-0, A: 1-0, N: 1-0

Date	Site	W/L	Score	Series
1983-84	Hanover, N.H. #	W-ot	89-82	1-0
2002-03	Syracuse, N.Y.	W	73-65	2-0
2003-04	Nashville	W	61-52	3-0

# Dartmouth Classic

**Temple (2-0)**  
H: 1-0, A: 1-0, N: 0-0

Date	Site	W/L	Score	Series
2000-01	Nashville	W	70-51	1-0
2001-02	Philadelphia, Pa.	W	84-74	2-0



# SERIES RESULTS

## Tennessee (9-64) H: 7-24, A: 0-30, N: 2-10

Date	Site	W/L	Score	Series
1979-80	Nashville	L	53-77	0-1
1981-82	Knoxville, Tenn.	L	77-99	0-2
	Nashville	L	63-80	0-3
	Lexington, Ky. *	L	75-80	0-4
1982-83	Knoxville, Tenn.	L	70-98	0-5
	Nashville	L	79-94	0-6
1983-84	Nashville	L	73-82	0-7
	Knoxville, Tenn.	L	72-74	0-8
1984-85	Knoxville, Tenn.	L	71-82	0-9
	Nashville	W	84-77	1-9
1985-86	Knoxville, Tenn.	L	81-94	1-10
1986-87	Nashville	W	77-76	2-10
1987-88	Knoxville, Tenn.	L	67-104	2-11
1988-89	Nashville	L	60-80	2-12
1989-90	Knoxville, Tenn.	L	77-78	2-13
1990-91	Nashville	W	80-66	3-13
	Albany, Ga. *	L	60-62	3-14
1991-92	Knoxville, Tenn.	L	53-70	3-15
1992-93	Nashville	L	68-73	3-16
1993-94	Nashville	L	82-84	3-17
	Knoxville, Tenn.	L	57-79	3-18
	Chattanooga *	L	57-82	3-19
1994-95	Nashville	L	70-72	3-20
	Knoxville, Tenn.	L	55-75	3-21
	Chattanooga *	W	67-61	4-21
1995-96	Knoxville, Tenn.	L	82-85	4-22
	Nashville	L	71-79	4-23
1996-97	Nashville	L-ot	79-92	4-24
	Knoxville, Tenn.	L	59-64	4-25
1997-98	Knoxville, Tenn.	L	54-86	4-26
	Nashville	L	60-91	4-27
	Columbus, Ga. *	L	45-106	4-28
1998-99	Nashville	L	60-66	4-29
	Knoxville, Tenn.	L	53-89	4-30
1999-00	Knoxville, Tenn.	L	52-78	4-31
	Nashville	L	57-59	4-32
	Chattanooga *	L	53-61	4-33
2000-01	Nashville	L	64-70	4-34
	Knoxville, Tenn.	L	66-70	4-35
	Memphis *	W	77-74	5-35
2001-02	Nashville	W	76-59	6-35
	Knoxville, Tenn.	L	68-75	6-36
	Ames, Iowa ^	L	63-68	6-37
2002-03	Nashville	L	67-81	6-38
	Knoxville, Tenn.	L	71-91	6-39
2003-04	Knoxville, Tenn.	L	54-79	6-40
	Nashville	L	88-94	6-41
2004-05	Nashville	L	65-79	6-42
	Knoxville, Tenn.	L	63-72	6-43
	Greenville, S.C. *	L	73-76	6-44
2005-06	Nashville	L	68-80	6-45
	Knoxville, Tenn.	L	67-70	6-46
2006-07	Nashville	L	57-67	6-47
	Knoxville, Tenn.	L	53-73	6-48
2007-08	Knoxville, Tenn.	L	63-79	6-49
	Nashville	L	68-81	6-50
	Nashville *	L	48-63	6-51
2008-09	Nashville	W	74-58	7-51
	Knoxville, Tenn.	L	66-75	7-52
2009-10	Knoxville, Tenn.	L	57-64	7-53
	Nashville	L	60-69	7-54
	Duluth, Ga. *	L	49-68	7-55
2010-11	Knoxville, Tenn.	L	56-68	7-56
	Nashville	L	57-65	7-57
2011-12	Knoxville, Tenn.	L	64-87	7-58
	Nashville	W	93-79	8-58
	Nashville *	L	57-68	8-59
2012-13	Nashville	L	75-83	8-60
	Knoxville, Tenn.	L	64-83	8-61
2013-14	Nashville	W	74-63	9-61
	Knoxville, Tenn.	L	53-81	9-62
2014-15	Nashville	L	49-57	9-63
	Knoxville, Tenn.	L	49-79	9-64

\* SEC Tournament

^ NCAA Midwest Regional Final

## Tennessee-Martin (10-1) H: 6-0, A: 4-1, N: 0-0

Date	Site	W/L	Score	Series
1979-80	Nashville	W	74-55	1-0
1980-81	Martin, Tenn.	L	68-71	1-1
1981-82	Nashville	W	88-64	2-1
1982-83	Martin, Tenn.	W	76-66	3-1
	Nashville	W	86-79	4-1
1983-84	Nashville	W	95-63	5-1
	Martin, Tenn.	W	84-62	6-1
2002-03	Martin, Tenn.	W	101-77	7-1
2008-09	Nashville	W	86-29	8-1
2010-11	Nashville	W	72-60	9-1
2011-12	Martin, Tenn.	W	99-84	10-1

## Tennessee State (14-2) H: 9-0, A: 4-2, N: 1-0

Date	Site	W/L	Score	Series
1977-78	Vanderbilt	W	73-60	1-0
	TSU	L	71-73	1-1
1979-80	TSU	L	56-58	1-2
	Vanderbilt	W	75-70	2-2
1981-82	Chattanooga !	W	80-71	3-2
1984-85	Vanderbilt	W	91-47	4-2
1985-86	TSU	W	89-86	5-2
1986-87	Vanderbilt	W	96-37	6-2
1987-88	TSU	W	82-45	7-2
1988-89	Vanderbilt	W	92-33	8-2
1989-90	TSU	W	87-70	9-2
1990-91	Vanderbilt	W	98-63	10-2
1991-92	TSU	W	79-42	11-2
1994-95	Vanderbilt #	W	84-40	12-2
2008-09	Vanderbilt	W	98-82	13-2
2009-10	Vanderbilt	W	84-47	14-2

! UTC Tournament

# First American/MCI Classic (Memorial Gym)

## Tennessee Tech (7-10) H: 6-2, A: 1-6, N: 0-2

Date	Site	W/L	Score	Series
1978-79	Nashville	L	68-73	0-1
	Cookeville, Tenn.	L	65-81	0-2
	Knoxville, Tenn. +	L	49-70	0-3
1979-80	Cookeville, Tenn.	L	67-85	0-4
1980-81	Nashville	L	69-77	0-5
	Memphis, Tenn. +	L	77-92	0-6
1982-83	Cookeville, Tenn.	L	73-82	0-7
1983-84	Nashville	W	111-80	1-7
1984-85	Cookeville, Tenn.	L	74-79	1-8
1985-86	Nashville	W	82-72	2-8
1986-87	Cookeville, Tenn.	L	79-81	2-9
1987-88	Nashville	W	72-59	3-9
1988-89	Cookeville, Tenn.	W	79-64	4-9
1989-90	Nashville	W	62-50	5-9
1990-91	Cookeville, Tenn.	L	66-73	5-10
1991-92	Nashville	W	87-59	6-10
2012-13	Nashville	W	77-50	7-10

+ AIAW Tournament

## Texas (4-1) H: 2-0, A: 2-1, N: 0-0

Date	Site	W/L	Score	Series
1984-85	Austin, Texas #	L	71-95	0-1
1992-93	Austin, Texas	W	78-73	1-1
1993-94	Nashville	W	93-71	2-1
1995-96	Austin, Texas	W	61-57	3-1
1996-97	Nashville !	W	67-65	4-1

# Texas Classic

! MCI/First American Classic

## Texas A&M (4-2) H: 3-0, A: 1-2, N: 0-0

Date	Site	W/L	Score	Series
1995-96	Nashville	W	97-78	1-0
1997-98	College Station, Texas	W	78-59	2-0
2012-13	College Station, Texas	L	52-60	2-1
	Nashville	W	61-51	3-1
2013-14	Nashville	W	71-69	4-1
2014-15	College Station, Texas	L	61-75	4-2

## Texas A&M-Corpus Christi (3-0) H: 2-0, A: 1-0, N: 0-0

Date	Site	W/L	Score	Series
2005-06	Corpus Christi, Texas	W	65-51	1-0
2006-07	Nashville	W	102-75	2-0
2008-09	Nashville	W	85-51	3-0

## Texas-Arlington (1-0) H: 1-0, A: 0-0, N: 0-0

Date	Site	W/L	Score	Series
1991-92	Nashville	W	104-62	1-0

## TCU (0-1) H: 0-0, A: 0-1, N: 0-0

Date	Site	W/L	Score	Series
2002-03	Fort Worth, Texas	L	53-70	0-1

## Texas Southern (1-0) H: 1-0, A: 0-0, N: 0-0

Date	Site	W/L	Score	Series
1993-94	Nashville	W	103-44	1-0

## Texas Tech (0-5) H: 0-1, A: 0-2, N: 0-2

Date	Site	W/L	Score	Series
1985-86	Nashville	L	69-74	0-1
1992-93	Atlanta, Ga. ^	L	46-60	0-2
1993-94	Jackson, Tenn. #	L	67-74	0-3
1994-95	Lubbock, Texas +	L-ot	81-86	0-4
2001-02	Lubbock, Texas	L	71-81	0-5

^ NCAA Tournament Final Four # State Farm Hall of Fame Classic + Preseason WNIT

## Toledo (1-0) H: 1-0, A: 0-0, N: 0-0

Date	Site	W/L	Score	Series
1999-00	Nashville	W	63-44	1-0

## Towson State (2-0) H: 1-0, A: 1-0, N: 0-0

Date	Site	W/L	Score	Series
1994-95	Nashville	W	105-46	1-0
1996-97	Towson, Md.	W	77-45	2-0

## Transylvania (1-0) H: 1-0, A: 0-0, N: 0-0

Date	Site	W/L	Score	Series
1989-90	Nashville	W	87-45	1-0

## Troy (2-0) H: 1-0, A: 1-0, N: 0-0

Date	Site	W/L	Score	Series
1985-86	Troy, Ala.	W	82-51	1-0
2004-05	Nashville	W	78-50	2-0

## Union (2-0) H: 2-0, A: 0-0, N: 0-0

Date	Site	W/L	Score	Series
1981-82	Nashville	W	89-74	1-0
1982-83	Nashville	W	90-73	2-0

## Utah (2-1) H: 1-0, A: 0-1, N: 1-0

Date	Site	W/L	Score	Series
1983-84	Amarillo, Texas !	W	84-58	1-0
1986-87	Nashville	W	65-64	2-0
1990-91	Salt Lake City, Utah #	L	78-86	2-1

! WNIT # Lady Ute Classic

## Vermont (3-0) H: 1-0, A: 2-0, N: 0-0

Date	Site	W/L	Score	Series
2000-01	Nashville	W	84-66	1-0
2001-02	Burlington, Vt.	W	75-54	2-0
2003-04	Burlington, Vt. #	W	65-54	3-0

# Banknorth Classic

## Villanova (1-0) H: 1-0, A: 0-0, N: 0-0

Date	Site	W/L	Score	Series
1997-98	Nashville #	W	74-42	1-0

# MCI/First American Classic (Memorial Gym)



# SERIES RESULTS

## Virginia (2-4)

H: 1-0, A: 0-2, N: 1-2

Date	Site	W/L	Score	Series
1989-90	Honolulu, Hawaii #	L	74-76	0-1
1991-92	Charlottesville, Va. ^	L	58-70	0-2
1992-93	Hilton Head, S.C. +	W	66-62	1-2
1995-96	Nashville	W	72-65	2-2
1996-97	Charlottesville, Va.	L	49-65	2-3
2012-13	Guaynabo, Puerto Rico \$	L	66-73	2-4

# Rainbow Wahine Classic ^ NCAA Tournament Regional Finals + Hilton Head Shootout \$ San Juan Shootout

## Virginia Commonwealth (1-0)

H: 0-0, A: 0-0, N: 1-0

Date	Site	W/L	Score	Series
1989-90	Huntington, W. Va. #	W	75-73	1-0

# Marshall Classic, Marshall-host

## Virginia Tech (2-1)

H: 1-0, A: 0-1, N: 1-0

Date	Site	W/L	Score	Series
1991-92	Boulder, Colo. #	W	78-63	1-0
2008-09	Nashville	W	72-43	2-0
2010-11	Blacksburg, Va. %	L	68-74	2-1

# Coors Classic (Colorado) % Hilton Garden Classic

## Volunteer State (4-0)

H: 2-0, A: 2-0, N: 0-0

Date	Site	W/L	Score	Series
1977-78	Gallatin, Tenn.	W	84-74	1-0
	Nashville	W	94-69	2-0
1978-79	Gallatin, Tenn.	W	60-58	3-0
	Nashville	W	65-63	4-0

## Wagner (1-0)

H: 1-0, A: 0-0, N: 0-0

Date	Site	W/L	Score	Series
2001-02	Nashville	W	75-40	1-0

## Washington (1-1)

H: 0-0, A: 0-1, N: 1-0

Date	Site	W/L	Score	Series
1996-97	Lawrence, Kan. ^	W	74-62	1-0
1997-98	Seattle, Wash.	L	71-82	1-1

^ NCAA Tournament First Round

## Weber State (1-0)

H: 1-0, A: 0-0, N: 0-0

Date	Site	W/L	Score	Series
2003-04	Nashville	W	73-47	1-0

## Western Carolina (2-0)

H: 1-0, A: 0-0, N: 1-0

Date	Site	W/L	Score	Series
2008-09	Albuquerque, N.M. ^	W	73-44	1-0
2011-12	Nashville	W	81-36	2-0

^ NCAA First Round

## Western Illinois (1-0)

H: 1-0, A: 0-0, N: 0-0

Date	Site	W/L	Score	Series
2011-12	Nashville	W	95-51	1-0

## Western Kentucky (22-12)

H: 13-3, A: 6-9, N: 3-0

Date	Site	W/L	Score	Series
1977-78	Nashville	W	63-62	1-0
	Bowling Green, Ky.	L	76-86	1-1
1978-79	Bowling Green, Ky.	L	52-62	1-2
1979-80	Martin, Tenn. #	W	71-57	2-2
	Nashville	W	57-49	3-2
1980-81	Bowling Green, Ky.	L	47-87	3-3
1981-82	Nashville	W	101-91	4-3
1982-83	Nashville	L	79-80	4-4
	Bowling Green, Ky.	L	60-78	4-5
1983-84	Nashville	W	76-68	5-5
	Amarillo, Texas +	W	79-68	6-5
1984-85	Bowling Green, Ky.	L	68-85	6-6
1986-87	Nashville	W	81-66	7-6
	Honolulu, Hawaii %	W	78-75	8-6

1987-88	Bowling Green, Ky.	L	64-89	8-7
1988-89	Nashville	W	100-89	9-7
1989-90	Bowling Green, Ky.	L	73-75	9-8
1990-91	Nashville	L	78-80	9-9
1991-92	Bowling Green, Ky.	L	63-71	9-10
1992-93	Nashville	W	62-59	10-10
1993-94	Bowling Green, Ky.	W	71-58	11-10
1998-99	Nashville	Lot	86-90	11-11
1999-00	Bowling Green, Ky.	W	73-57	12-11
2000-01	Nashville	W	89-58	13-11
2001-02	Bowling Green, Ky.	W	102-83	14-11
2004-05	Bowling Green, Ky.	L	77-85	14-12
2005-06	Nashville	W	72-57	15-12
2006-07	Bowling Green, Ky.	W	86-78	16-12
2007-08	Nashville	W	75-54	17-12
2008-09	Bowling Green, Ky.	W	90-72	18-12
2009-10	Nashville	Wot	79-73	19-12
2010-11	Nashville	W	74-48	20-12
2012-13	Bowling Green, Ky.	W	77-67	21-12
2013-14	Nashville	W	85-60	22-12

# UT Martin Christmas Classic + WNIT

% Rainbow Wahine Classic (Hawaii)

## Western Michigan (1-0)

H: 1-0, A: 0-0, N: 0-0

Date	Site	W/L	Score	Series
1998-99	Nashville	W	85-67	1-0

## West Virginia (2-0)

H: 1-0, A: 0-0, N: 0-0

Date	Site	W/L	Score	Series
1987-88	Nashville	W	92-75	1-0
2007-08	Albuquerque ^	W	64-46	2-0

^ NCAA Tournament Second Round

## William & Mary (1-0)

H: 1-0, A: 0-0, N: 0-0

Date	Site	W/L	Score	Series
2005-06	Nashville	W	70-57	1-0

## Wingate (1-0)

H: 1-0, A: 0-0, N: 0-0

Date	Site	W/L	Score	Series
1995-96	Nashville #	W	111-40	1-0

# MCI/First American Classic (Memorial Gym)

## Winthrop (1-0)

H: 1-0, A: 0-0, N: 0-0

Date	Site	W/L	Score	Series
1995-96	Nashville	W	90-39	1-0

## Wisconsin (3-0)

H: 2-0, A: 1-0, N: 0-0

Date	Site	W/L	Score	Series
1995-96	Nashville ^	W	96-82	1-0
2013-14	Nashville	W	81-69	2-0
2014-15	Madison, Wis.	W	67-58	3-0

^ NCAA Tournament Second Round

## Wisconsin-Milwaukee (2-0)

H: 1-0, A: 1-0, N: 0-0

Date	Site	W/L	Score	Series
2001-02	Milwaukee, Wis.	W	75-40	1-0
2002-03	Nashville	W	98-51	2-0

## Wright State (2-0)

H: 0-0, A: 1-0, N: 1-0

Date	Site	W/L	Score	Series
1989-90	Huntington, WV #	W	88-49	1-0
2009-10	Dayton, Ohio	W	63-46	2-0

# Marshall Classic

## Xavier (2-2)

H: 1-0, A: 0-2, N: 1-0

Date	Site	W/L	Score	Series
1985-86	Providence, R.I. #	W	100-55	1-0
2000-01	Cincinnati, Ohio	L	60-64	1-1
2001-02	Nashville	W	78-56	2-1
2009-10	Cincinnati, Ohio^	L	62-63	2-2

# Providence College Invitational (Mullaney Gymnasium at Alumni Hall)

^ NCAA Second Round (Xavier)

## Youngstown State (1-0)

H: 1-0, A: 0-0, N: 0-0

Date	Site	W/L	Score	Series
2002-03	Nashville #	W	91-60	1-0

# First Tennessee Classic (Memorial Gym)



**HYPER  
DUNK**  
QUICK.  
CREATIVE.  
VERSATILE.

# 2015-16 SCHEDULE

Date	Day	Opponent	Location	
Nov. 7	Sat.	Clayton State (Exhibition)	Memorial Gymnasium	TBA
Nov. 15	Sun.	Miss. Valley St. (SEC Network-Plus)	Memorial Gymnasium	2 p.m.
Nov. 18	Wed.	at Dayton	Dayton, Ohio	6 p.m.
Nov. 21	Sat.	at Green Bay	Green Bay, Wis.	1 p.m.
Nov. 23	Mon.	Presbyterian (SEC Network-Plus)	Memorial Gymnasium	11:30 a.m.

## *Vanderbilt Thanksgiving Tournament*

Nov. 27	Fri.	vs. Austin Peay	Memorial Gymnasium	TBA
Nov. 28	Sat.	vs. Ohio U./Indiana	Memorial Gymnasium	TBA

Nov. 30	Mon.	Air Force (SEC Network)	Memorial Gymnasium	8 p.m.
Dec. 3	Thurs.	at Drexel	Philadelphia, Penn.	6 p.m.
Dec. 5	Sat.	East Tenn. St. (SEC Network-Plus)	Memorial Gymnasium	1 p.m.
Dec. 10	Thurs.	Troy (SEC Network-Plus)	Memorial Gymnasium	7 p.m.
Dec. 21	Mon.	UT-Martin (SEC Network-Plus)	Memorial Gymnasium	Noon

## *Fordham Holiday Classic*

Dec. 29	Tues.	vs. New Mexico State	Bronx, N.Y.	TBA
Dec. 30	Wed.	vs. Fordham/Texas A&M-C.C.	Bronx, N.Y.	TBA

Jan. 3	Sun.	@ Ole Miss (SEC Network-Plus)*	Oxford, Miss.	2 p.m.
Jan. 7	Thurs.	S. Carolina (SEC Network-Plus)*	Memorial Gymnasium	7 p.m.
Jan. 10	Sun.	@ Alabama (SEC Network-Plus)*	Tuscaloosa, Ala.	2 p.m.
Jan. 14	Thurs.	LSU (SEC Network-Plus)*	Memorial Gymnasium	7 p.m.
Jan. 21	Thurs.	@ Tennessee (SEC Network)*	Knoxville, Tenn.	6 p.m.
Jan. 24	Sun.	Alabama (SEC Network)*	Memorial Gymnasium	6 p.m.
Jan. 28	Thurs.	@ Kentucky (SEC Network-Plus)*	Lexington, Ky.	6 p.m.
Jan. 31	Sun.	Georgia (SEC Network-Plus)*	Memorial Gymnasium	2 p.m.
Feb. 4	Thurs.	at Auburn (SEC Network-Plus)*	Auburn, Ala.	6 p.m.
Feb. 7	Sun.	at Arkansas (SEC Network)*	Fayetteville, Ark.	6 p.m.
Feb. 11	Thurs.	Tennessee (SEC Network)*	Memorial Gymnasium	8 p.m.
Feb. 14	Sun.	Kentucky (SEC Network)*	Memorial Gymnasium	3 p.m.
Feb. 18	Thur.	@ Florida (SEC Network-Plus)*	Gainesville, Fla.	6 p.m.
Feb. 21	Sun.	Texas A&M (SEC Network)*	Memorial Gymnasium	4 p.m.
Feb. 25	Thur.	Miss. State (SEC Network-Plus)*	Memorial Gymnasium	7 p.m.
Feb. 28	Sun.	at Missouri (SEC Network)*	Columbia, Mo.	1 p.m.

Mar 2-6	Wed-Sun.	SEC TOURNAMENT	Jacksonville, Fla.
Mar. 18-21		NCAA 1st & 2nd Rounds	TBA
Mar. 25-28		NCAA Regionals	TBA
April 3-5		Final Four	Indianapolis, Ind.

**Bold - Home game (Memorial Gymnasium, Nashville, Tenn.)**

\* SEC Game • All Times Central

All regular-season and postseason games can be heard on WNSR 560 AM/95.9 FM



VUCOMMODORES.COM

