



TENNESSEE
BASKETBALL



2015-16

UTSPORTS.COM

[@LADYVOL_HOOPS](https://twitter.com/LADYVOL_HOOPS)

RECORD BOOK



THE HOLLY WARLICK ERA

86-20 (.811) OVERALL RECORD • NO. 5 WINNING PCT. AMONG ACTIVE NCAA DI WOMEN'S COACHES
42-6 (.875) IN SEC REGULAR-SEASON GAMES • 5 WNBA DRAFT PICKS
TWO NCAA ELITE EIGHT APPEARANCES & ONE SWEET 16 SHOWING

TABLE OF CONTENTS

GENERAL INFO

2	Quick Facts
3	Schedule
4	Roster
5	Squad Breakdown
5	Preseason Notebook
8	2015-16 Opponents

STAFF

18	Holly Warlick
21	Kyra Elzy
22	Joliette Law
23	Dean Lockwood
24	Pat Summitt
26	Michael Beaumont
26	Janet McGee
27	Josh Boucher
27	Lee Taylor
27	Jasmine Jones
28	Ashley Wilson
28	Allison Maurer
29	Brian Russell
29	Basketball Admin. Support
29	Managers
30	Dr. Chris Klencak
30	Donna Thomas
31	Dr. Jimmy Cheek
31	Dr. Donald Bruce
32	Dave Hart
33	Executive Athletics Staff
34	Senior Athletics Staff

PLAYERS

36	Andraya Carter
38	Te'a Cooper
38	Diamond DeShields
40	Kortney Dunbar
40	Bashaara Graves
44	Meme Jackson
44	Jasmine Jones
46	Alexa Middleton
47	Nia Moore
49	Jaime Nared
50	Jordan Reynolds
52	Mercedes Russell
54	Career Game-By-Game
57	Career Production Tracker
58	Lady Vols In Italy

REVIEW

60	Postseason Notebook
62	2014-15 Statistics
63	2014-15 Results
64	Breaking It Down
64	Week-By-Week Rankings
65	Game Boxescores/Recaps

HISTORY

84	All-Time Roster
87	The Early Years
88	All-Time Head Coaches
88	All-Time Assts. & Staff
89	Lady Vol Honorees
92	WBCA All-Americans
92	WBHOF Inductees
92	NCAA Victory Totals
92	Lady Vol Olympians
93	Success In Coaching Ranks
95	Lady Vol Legends
97	Current WNBA Players
97	All-Time UT WNBA Picks

98	Former Lady Vol Pros
99	Lady Vols In The Draft
99	WNBA First Round Picks
99	All-Time Rosters/Stats

FACILITIES

114	Thompson-Boling Arena
114	Yearly Home Records
115	Top 25 Home Crowds
115	Arena Records
116	Year-By-Year Attendance
117	Largest Crowds
117	Big Crowd Records
118	Top 25 Away Crowds
118	Top 25 Neutral Crowds
119	Stokely Athletics Center
119	Alumni Gym
119	Stokely/Alumni Records
119	Largest Stokely Records
120	Year-By-Year Home Records
120	Pratt Pavilion

NCAA

122	NCAA Titles
122	Final Four Appearances
123	Women's Final Four Results
124	Seeding Through The Years
125	UT NCAA Tournay Stats
126	UT In The Postseason
127	UT NCAA Record vs. Opp.
127	UT NCAA Record vs. Conf.
128	NCAA Year-By-Year
128	NCAA Final Four W-L Record
128	NCAA Misc. Accomplishments
129	NCAA Tournament Honors
129	NCAA Champions
129	NCAA Tourn. W-L Record
130	Returnees In NCAA Play
132	UT NCAA Tourn. Records
132	UT Opp. NCAA Tourn. Records
133	1987 & 1989 NCAA Champs
134	1991 & 1996 NCAA Champs
135	1997 & 1998 NCAA Champs
136	2007 & 2008 NCAA Champs

SEC

138	2015 SEC Team Statistics
139	2015 SEC Individual Statistics
140	SEC Regular Season Champs
140	SEC Tournament Champs
140	SEC Tournament Records
140	SEC All-Time Records

RECORD BOOK CREDITS

The 2015-16 Tennessee Women's Basketball Record Book has been partially compiled from information originally presented on UTSports.com and previous UT Women's Basketball Media Guides.

Editors: Eric Trainer, Jared Prescott

Design and Layout: Eric Trainer, Jared Prescott.

Editorial Assistance: Jason Yellin.

Photography: Donald Page, Craig Bisacre, Randy Sartin, Wade Rackley, Patrick Murphy-Racey, William Ewart, UTAD Photography Staff, UT Photo Services.

Cover Design: Evan Ford.

Printing: CCM of Nashville. Visit volphotobooks.com to purchase.

The University of Tennessee is an EEO/AA/Title VI/Title IX/Section 504/ADA/ADEA institution in the provision of its education and employment programs and services.

140	SEC All-Time Standings
140	SEC Series Records
141	UT SEC Tourn. History
142	UT Conference Recognition
143	Most Decorated Lady Vols
144	UT SEC Tourn. Records
144	Opp. SEC Tourn. Records
144	SEC In The NCAA Tourn.

RECORDS

146	Great Lady Vol Scorers
152	Great Lady Vol Rebounders
154	UT Team Records
154	Season High & Lows
155	Scoring Records
156	Field Goal Records
157	3-Pt. Field Goal Records
158	Free Throw Records
159	Rebounding Records
160	Assist Records
161	Block Records
162	Steal Records
163	Year-By-Year Leaders
164	Opponent Records
165	Misc. Single Game Records
166	Overtime Games
166	Double-Doubles
167	Lady Vol Records
172	Records By Class
173	Season Avg. By Class
174	Season Statistical Breakdown
176	Final Yearly Rankings
176	Week-By-Week AP Poll
177	Records By Conference
178	Series Records
193	Tourney/Neutral Site Key
193	Year-By-Year Results

MEDIA INFO

208	Media Relations Staff
208	Directions To Arena
208	Hotel/Taxi Info.
209	Media Policies
210	Lady Vol Network
210	Programming/Vol Calls
210	Lady Vol Network Affiliates
211	SEC Quick Facts
211	SEC Media Relations
211	SEC Hoops By The Numbers
212	SEC Media Info.
212	SEC Tournament Info.
212	SEC Ticket Info.

GENERAL

STAFF

PLAYERS

REVIEW

HISTORY

FACILITIES

NCAA

SEC

RECORDS

MEDIA INFO



■ QUICK FACTS

GENERAL INFORMATION

Location	Knoxville, Tenn.
Founded	1794 (As Blount College)
Affiliation	NCAA Division I
Conference	Southeastern (SEC)
Enrollment	27,410
Colors	Orange & White
Nickname	Lady Volunteers
Mascot	Smokey
Band	Pride of the Southland
Home Arena/Court	Thompson-Boling Arena/The Summitt
Capacity	21,678

UNIVERSITY ATHLETICS PERSONNEL

President	Dr. Joe DiPietro (Illinois, 1974)
Chancellor	Dr. Jimmy Cheek (Texas A&M, 1969)
Faculty Athletics Representative	Dr. Donald Bruce (Drew, 1994)
Vice Chancellor/Director of Athletics	Dave Hart (Alabama, 1971)
Senior Woman Administrator	Donna Thomas (Tennessee, 1988)

TEAM INFORMATION

2014-15 Overall Record	30-6
2014-15 Overall Record Breakdown..Home (18-0), Away (9-4), Neutral (3-2)	
2014-15 SEC Record	15-1
2014-15 SEC Record Breakdown.....Home (8-0), Away (7-1), Neutral (0-0)	
NCAA Tournament Finish	Elite Eight
Final National Rankings	6th - AP/6th - USA Today
SEC Regular Season Finish	1st
SEC Tournament Finish	2nd
Letterwinners Returning	9
Letterwinners Lost	3
Starters Returning	3
Starters Lost	2
Newcomers	3 (one is a transfer who sat out last season)

TEAM HISTORY

First Season Of Basketball	1903
All-Time Overall Record	1,277-286 (.817)
All-Time SEC Record	359-50 (.878)
All-Time NCAA Tournament Record	120-26 (.822)
All-Time Record At Thompson-Boling Arena	402-28 (.935)
NCAA Appearances/Last	34/2015
NCAA Regional Appearances/Last	33/2015
NCAA Final Four Appearances/Last	18/2008
NCAA Championships/Last	8/2008
SEC Regular Season Championships/Last	18/2015
SEC Tournament Championships/Last	17/2014

LADY VOL BASKETBALL STAFF

Head Coach	Holly Warlick (Tennessee, 1981)
Year At Tennessee	Fourth as head coach/31st on staff
Career Record/Years	86-20 (.811)/3 Years
Record at Tennessee/Years	86-20 (.811)/3 Years

Career NCAA Appearances As Head Coach	3
NCAA Appearances While Head Coach At UT	3
Head Basketball Coach Emeritus	Pat Summitt (UT-Martin, 1974)
Year At Tennessee	42nd/Fourth as head coach emeritus
Final Career Record/Years	1,098-208 (.840)/38 Seasons
Final Record at Tennessee/Years	1,098-208 (.840)/38 Seasons
Associate Head Coach	Kyra Elzy (Tennessee, 1999)
Year At Tennessee	Fourth
Assistant Coach	Jollette Law (Iowa, 1990)
Year At Tennessee	Fourth
Assistant Coach	Dean Lockwood (Spring Arbor, 1982)
Year At Tennessee	12th with Lady Vols/17th overall
Director of Basketball Operations	Michael Beaumont (Cent. Arkansas, 2000)
Assistant To The Head Coach	Janet McGee (Tennessee Tech, 1981)
Video Coordinator	Josh Boucher (Tennessee, 2013)
Graduate Assistant	Jasmine Jones (Tennessee, 2013)
Athletic Trainer	Ashley Wilson (LSU, 2006)
Strength & Conditioning Coach	Lee Taylor (Missouri Valley, 2008)
Basketball Address.....	207 Thompson-Boling Arena, 1600 Phillip Fulmer Way, 37996
Basketball Office Phone	(865) 974-0600
Best Time To Call	Contact Media Relations

MEDIA RELATIONS

Associate A.D. - Communications	Ryan Robinson (Kentucky, 1997)
Assistant A.D. - Media Relations	Jason Yellin (Stony Brook, 1996)
Associate Director - Media Relations/WBB Contact	Eric Trainer (Arkansas, 1988)
Email Address	etrainer@utk.edu
Office Phone	(865) 974-8173
Cell Phone	(865) 603-2916
Associate Director - Media Relations	Tom Satkowiak (Tennessee, 2002)
Assistant Director - Media Relations	Amanda Pruitt (Harding, 2009)
Assistant Director - Media Relations	MJ Burns (Ga. Southern, 2008)
Assistant Director - Media Relations	Sean Barows (South Florida, 2012)
Assistant Director - Media Relations	Stephen Lee (Rutgers, 2008)
Grad. Asst. - Media Relations/WBB Secondary	Jared Prescott (Wake Forest, 2010)
Grad. Asst. - Media Relations	Kellen Hiser (Wyoming, 2010)
Press Row Phone Number	(865) 974-0110
Media Relations Fax Number	(865) 974-1269
Mailing Address	UT Media Relations, P.O. Box 15016, Knoxville, TN 37901
Overnight Address	UT Media Relations, Anderson Training Center, Ground Floor, 1551 Lake Loudoun Blvd., Knoxville, TN 37996
Athletics Website	UTSports.com
Women's Basketball Twitter/Instagram Account	@LadyVol_Hoops
Women's Basketball SnapChat Account	LadyVolHoops
Women's Basketball Facebook Page	www.facebook.com/BallWithTheLadyVols

LADY VOL NETWORK/IMG COLLEGE

Flagship Station	Sports Radio WNML (FM 99.1, AM 990)
Play-By-Play Announcer	Mickey Dearstone (17th year PxP & 26th overall)
Network Address	6701 Baum Dr., Suite 100, Knoxville, TN 37919
Network Phone Number	(865) 212-3570
Network Contact	Glenn Thackston

2015-16 SCHEDULE

DATE (DAY)	OPPONENT	SITE	TV / ONLINE BROADCAST	TIME
NOV. 9 (MON.)	CARSON-NEWMAN (EXH)	KNOXVILLE	SECN+ (ONLINE BROADCAST)	7 P.M.
NOV. 15 (SUN.)	CENTRAL ARKANSAS	KNOXVILLE	SECN+ (ONLINE BROADCAST)	2 P.M.
NOV. 18 (WED.)	PENN STATE	KNOXVILLE	SEC NETWORK ^	8 P.M.
NOV. 20 (FRI.)	SYRACUSE	KNOXVILLE	SECN+ (ONLINE BROADCAST)	7 P.M.
NOV. 23 (MON.)	CHATTANOOGA	KNOXVILLE	SECN+ (ONLINE BROADCAST)	7 P.M.
NOV. 27 (FRI.)	ALBANY	KNOXVILLE	SECN+ (ONLINE BROADCAST)	NOON
NOV. 29 (SUN.)	TEXAS	KNOXVILLE	ESPN ^	2:30 P.M.
DEC. 2 (WEDS.)	EAST TENNESSEE STATE	KNOXVILLE	SECN+ (ONLINE BROADCAST)	7 P.M.
DEC. 6 (SUN.)	VIRGINIA TECH	KNOXVILLE	SEC NETWORK ^	2 P.M.
Dec. 11 (Fri.)	at Wichita State	Wichita, Kan.	ESPN3 (Online Broadcast)	8:05 p.m.
Dec. 16 (Weds.)	at Stanford	Stanford, Calif.	ESPNU ^	9 p.m.
Dec. 19 (Sat.)	at Oregon State	Corvallis, Ore.	Pac-12 Network	9 p.m.
DEC. 30 (WEDS.)	STETSON	KNOXVILLE	SECN+ (ONLINE BROADCAST)	7 P.M.
Jan. 4 (Mon.)	at Missouri*	Columbia, Mo.	SEC Network ^	7 p.m.
JAN. 7 (THU.)	FLORIDA*	KNOXVILLE	SEC NETWORK ^ (WHIP) #	7:30 P.M.
JAN. 10 (SUN.)	AUBURN*	KNOXVILLE	ESPNU ^	2 P.M.
Jan. 14 (Thu.)	at Arkansas*	Fayetteville, Ark.	SEC Network ^	9 p.m.
Jan. 18 (Mon.)	at Notre Dame	Notre Dame, Ind.	ESPN2 ^ (Big Monday)	7 p.m.
JAN. 21 (THU.)	VANDERBILT* (WE BACK PAT)	KNOXVILLE	SEC NETWORK ^	7 P.M.
Jan. 25 (Mon.)	at Kentucky*	Lexington, Ky.	ESPN2 ^ (Big Monday)	7 p.m.
Jan. 28 (Thu.)	at Mississippi State*	Starkville, Miss.	SEC Network ^	9 p.m.
JAN. 31 (SUN.)	ALABAMA*	KNOXVILLE	SEC NETWORK ^	3 P.M.
FEB. 4 (THU.)	ARKANSAS*	KNOXVILLE	SECN+ (ONLINE BROADCAST)	7 P.M.
Feb. 7 (Sun.)	at Texas A&M*	College Station, Texas	ESPN2 or ESPN ^	2 or 4 p.m.
Feb. 11 (Thu.)	at Vanderbilt*	Nashville, Tenn.	SEC Network ^	9 p.m.
FEB 15 (MON.)	SOUTH CAROLINA*	KNOXVILLE	ESPN2 ^ (BIG MONDAY)	7 P.M.
FEB. 18 (THU.)	OLE MISS* (LIVE PINK, BLEED ORANGE)	KNOXVILLE	SECN+ (ONLINE BROADCAST)	7 P.M.
Feb. 21 (Sun.)	at LSU*	Baton Rouge, La.	ESPNU ^	2 p.m.
Feb. 25 (Thu.)	at Alabama*	Tuscaloosa, Ala.	SEC Network ^ (Whip) #	8:30 p.m.
FEB. 28 (SUN.)	GEORGIA*	KNOXVILLE	ESPN2, ESPNU or ESPN ^	1, 2 or 4 P.M.
March 2-6 (Weds.-Sun.)	SEC Tournament	Jacksonville, Fla.	SEC Network/ESPNU/ESPN ^	TBD
March 18-21 (Fri.-Mon.)	NCAA First & Second Rounds	TBD	TBD	TBD
March 25-28 (Fri.-Mon.)	NCAA Regionals	Bridgeport, Conn./Dallas, Texas/Lexington, Ky./Sioux Falls, S.D.	TBD	TBD
April 3 & 5 (Sun. & Tue.)	NCAA Final Four	Indianapolis, Ind.	TBD	TBD

All Times Listed As Eastern / Times, Dates & TV Schedules Subject To Change / TBD - To Be Determined / * Denotes SEC Game

- SECN+ games are online broadcasts and are available only on WatchESPN via computers, smartphones and tablets.

^ Denotes all of the games included in the ESPN package (ESPN, ESPN2, ESPNU) and the SEC Network will be available through WatchESPN, accessible online at WatchESPN.com, on smartphones and tablets via the WatchESPN app, and streamed on televisions through Amazon Fire TV, Apple TV, Chromecast, Roku, Xbox 360 or Xbox One to fans who receive their video subscription from an affiliated provider.

- SEC Network will provide whip around coverage of these games with each game available in its entirety on SECN+

- Games listed with multiple networks (e.g.: ESPN2/ESPNU) are considered net flex and will be determined 7-10 days out

STAY UPDATED



@LadyVol_Hoops



www.facebook.com/BallWithTheLadyVols



utsports.com



GENERAL

STAFF

PLAYERS

REVIEW

HISTORY

FACILITIES

NCAA

SEC

RECORDS

MEDIA INFO



2015-16 TENNESSEE LADY VOLUNTEERS



FRONT ROW (L-R): Te'a Cooper, Andraya Carter, Jordan Reynolds, Meme Jackson, Alexa Middleton

BACK ROW (L-R): Jasmine Jones, Diamond DeShields, Bashaara Graves, Mercedes Russell, Nia Moore, Kortney Dunbar, Jaime Nared

NUMERICAL ROSTER

No.	Name	Ht.	Pos.	Yr.	Hometown	High School/Last School
0	Jordan Reynolds	5-11	G	JR	Portland, Ore.	Central Catholic H.S.
1	Nia Moore	6-3	C	SR	Chicago, Ill.	Bolingbrook H.S.
2	Jasmine Jones	6-2	F	R-JR	Madison, Ala.	Bob Jones H.S.
10	Meme Jackson	5-11	G/F	FR	Murfreesboro, Tenn.	Blackman H.S.
11	Diamond DeShields	6-1	G	R-SO	Norcross, Ga.	Norcross H.S./Univ. of N. Carolina
12	Bashaara Graves	6-2	F	SR	Clarksville, Tenn.	Clarksville H.S.
13	Kortney Dunbar	6-2	F	SO	Edwardsville, Ill.	Edwardsville H.S.
14	Andraya Carter	5-9	G	R-JR	Flowery Branch, Ga.	Buford H.S.
20	Te'a Cooper	5-8	G	FR	Powder Springs, Ga.	McEachern H.S.
21	Mercedes Russell	6-6	C	R-SO	Springfield, Ore.	Springfield H.S.
31	Jaime Nared	6-2	G/F	SO	Portland, Ore.	West View H.S.
33	Alexa Middleton	5-9	G	SO	Murfreesboro, Tenn.	Riverdale H.S.

ALPHABETICAL ROSTER

No.	Name	Ht.	Pos.	Yr.	Hometown	High School/Last School
14	Andraya Carter	5-9	G	R-JR	Flowery Branch, Ga.	Buford H.S.
20	Te'a Cooper	5-8	G	FR	Powder Springs, Ga.	McEachern H.S.
11	Diamond DeShields	6-1	G	R-SO	Norcross, Ga.	Norcross H.S./Univ. of N. Carolina
13	Kortney Dunbar	6-2	F	SO	Edwardsville, Ill.	Edwardsville H.S.
12	Bashaara Graves	6-2	F	SR	Clarksville, Tenn.	Clarksville H.S.
10	Meme Jackson	5-11	G/F	FR	Murfreesboro, Tenn.	Blackman H.S.
2	Jasmine Jones	6-2	F	R-JR	Madison, Ala.	Bob Jones H.S.
33	Alexa Middleton	5-9	G	SO	Murfreesboro, Tenn.	Riverdale H.S.
1	Nia Moore	6-3	C	SR	Chicago, Ill.	Bolingbrook H.S.
31	Jaime Nared	6-2	G/F	SO	Portland, Ore.	West View H.S.
0	Jordan Reynolds	5-11	G	JR	Portland, Ore.	Central Catholic H.S.
21	Mercedes Russell	6-6	C	R-SO	Springfield, Ore.	Springfield H.S.

STAFF

Holly Warlick – Head Coach
 Kyra Elzy – Associate Head Coach/Recruiting Coordinator
 Jolette Law – Assistant Coach
 Dean Lockwood – Assistant Coach
 Pat Summitt – Head Coach Emeritus
 Michael Beaumont – Director of Basketball Operations
 Janet McGee – Assistant to the Head Coach
 Josh Boucher – Video Coordinator
 Jasmine Jones – Graduate Assistant

PRONUNCIATION GUIDE

on-DRAY-uh -- **Andraya Carter**
 buh-SHAR-uh -- **Bashaara Graves**
 BOW-chur -- Josh **Boucher**
 JAY-mee NARD -- **Jaime Nared**
 JAZZ-min -- **Jasmine Jones**
 jo-LETT -- **Jolette Law**
 KYE-ruh ELL-zee -- **Kyra Elzy**
 mick-EE-churn -- **McEachern H.S.**
 ME-ME -- **Meme Jackson**
 NEE-uh -- **Nia Moore**
 TAY-uh -- **Te'a Cooper**

SQUAD BREAKDOWN

STARTERS RETURNING (3)

No.	Name	Pos	Ht	Cl	Pts	Rebs	Asts	Notes
12	Bashaara Graves	F	6-2	SR	10.6	7.0	2.1	Surpassed 1,000 career points as a junior
14	Andraya Carter	G	5-9	R-JR	7.7	3.1	2.1	Led SEC in steals (80), steals per game (2.3)
0	Jordan Reynolds	G	5-11	JR	7.3	3.6	1.5	SEC All-Tournament: Avg. 11.3 pts., 5.7 rebs.

OTHER LETTERWINNERS RETURNING (6)

No.	Name	Pos	Ht	Cl	Pts	Rebs	Asts	Notes
2	Jasmine Jones	F	6-2	R-JR	9.4	4.6	1.0	RS after 7 games due to concussion symptoms
21%	Mercedes Russell	C	6-6	R-SO	6.3	5.0	0.5	RS in '14-15/Avg. 13.0 & 9.2 for USA WUG Team
31	Jaime Nared	G/F	6-2	SO	5.2	3.5	1.2	Played 36 games as freshman, starting three
21	Nia Moore	C	6-3	SR	4.7	2.9	0.3	Avg. 20.8 pts., 9.5 rebs. thru first four games
33	Alexa Middleton	G	5-9	SO	3.8	1.5	1.4	Had 20 pts., 11 assts. in first game as Lady Vol
13	Kortney Dunbar	F	6-2	SO	3.1	1.4	0.7	Hit 14 threes, had only three TOs as a frosh

% Sat out 2014-15 season for medical reasons

NEWCOMERS (3)

No.	Name	Pos	Ht	Cl	Pts	Rebs	Hometown	Notes
11#	Diamond DeShields	G	6-1	R-SO	18.0	5.4	Norcross, Ga.	Trans. from UNC/Freshman A-A
20	Te'a Cooper	PG	5-8	FR	27.3	3.9	Powder Springs, Ga.	Co-MVP, McDonald's A-S Game
10	Meme Jackson	G/F	5-11	FR	9.3	5.3	Hermitage, Tenn.	Ranked No. 21 by Blue Star

Sat out 2014-15 season per NCAA transfer rules

STARTERS LOST (2)

No.	Name	Pos	Ht	Cl	Pts	Rebs	Asts	Notes
20	Isabelle Harrison	C	6-3	SR	12.2	8.6	0.7	WNBA 1st. Rd. pick/HM AP A-A/All-SEC
11	Cierra Burdick	F	6-2	SR	11.0	7.6	2.7	WNBA 2nd Rd. pick/HM AP A-A/All-SEC

OTHER LOSSES (2)

No.	Name	Pos	Ht	Cl	Pts	Rebs	Asts	Notes
5*	Ariel Massengale	PG	5-7	SR	11.5	2.6	2.5	WNBA 3rd Rd. pick/NCAA All-Regional
4	Jannah Tucker	G	6-0	R-FR	0.0	0.5	0.0	Saw action in 2 games/trans. to Villanova

* Started last 11 games after Isabelle Harrison was injured but only 13 all season (sixth most on the team)

PRESEASON NOTEBOOK

NINE RETURNEES

THREE STARTERS ARE BACK

- While 1,000-point scorers Isabelle Harrison, Cierra Burdick and Ariel Massengale graduated and were taken in the 2015 WNBA Draft, fourth-year head coach Holly Warlick and her staff welcome back nine letterwinners, including three starters from last season's squad that finished 30-6 overall, 15-1 in the SEC, and tied for the regular season league title.
- UT made it to the 2015 NCAA Elite Eight despite losing key inside players Harrison, Mercedes Russell and Jasmine Jones to injury for all or large parts of last season.
- Back are 6-foot-2 senior forward Bashaara Graves (10.6 ppg., 7.0 rpg., 1,000-point scorer), 5-9 redshirt junior Andraya Carter (7.7 ppg., 3.1 rpg., 2.3 spg., 2015 SEC steals leader) and 5-11 junior guard Jordan Reynolds (7.3 ppg., 3.6 rpg., 1.5 apg.), who combined for 100 starts last season and have 190 for their careers.
- Mercedes Russell (surgery on both feet), a 6-6 redshirt sophomore center, and Jasmine Jones (head injury), a 6-2 redshirt junior forward, return in full health after injury-induced redshirt seasons and will play key roles in UT's lineup in 2015-16.
- Jones, who started six times in seven games last season as a junior, was averaging 9.4 points and 4.6 rebounds and had earned the role of UT's stopper on defense before her departure a year ago due to injury. Her ath-

leticism and experience should allow her to pick up right where she left off.

- As a freshman in 2013-14, Russell averaged 6.3 points and 5.0 rebounds and shot 60 percent from the field before taking a year off to return to health. She is pain-free, and her improved mobility is quite apparent.
- Sophomore Jaime Nared, a 6-2 forward, leads a group of four additional returnees who saw extensive playing time a year ago. Nared averaged 5.2 points and 3.5 rebounds, hitting double figures nine times as a rookie.
- Nia Moore, a 6-3 senior center, got nine starts a year ago, averaging 4.7 points and 2.9 rebounds but also posting three 20-point games along the way.
- Alexa Middleton, a 5-9 sophomore guard (3.8 ppg., 1.4 apg.), and Kortney Dunbar, a 6-2 sophomore forward (3.1 ppg., 1.4 rpg.), gained valuable experience last year and should be two of the team's primary three-point threats.

THREE NEWCOMERS

DESHIELDS, COOPER, JACKSON ARRIVE

- Tennessee will welcome three new players and a whole lot of athleticism at the guard position this season.
- Holly Warlick is looking forward to redshirt sophomore Diamond DeShields and freshmen Te'a Cooper and Meme Jackson hitting the floor for the Big Orange.
- DeShields, a 6-1 dynamic redshirt sophomore guard, ar-

GENERAL

STAFF

PLAYERS

REVIEW

HISTORY

FACILITIES

NCAA

SEC

RECORDS

MEDIA INFO



■ PRESEASON NOTEBOOK (CONTINUED)

- rived as UT prior to the 2014-15 season after transferring from North Carolina. DeShields earned consensus 2014 national freshman of the year honors at UNC with averages of 18.0 points and 5.4 rebounds per game.
- Ranked the No. 3 player in the country coming out of high school, she joins (in Mercedes Russell) the No. 1-ranked prep player in 2013 to give Tennessee a highly-regarded inside-outside duo.
 - DeShields had expressed interest in Tennessee but opted for UNC on signing day.
 - She earned honorable mention All-America honors from AP and Full Court and was both All-ACC First Team and All-Freshman at North Carolina.
 - DeShields set four ACC freshman marks, including points (648), field goals (248), field goals attempted (582) and double-figure scoring games (32).
 - Her mom, Tisha (Milligan) DeShields, was a track & field All-American at Tennessee (heptathlon) in 1991.
 - DeShields' father (Delino) enjoyed a 13-year major league baseball career, while her brother currently plays with the Texas Rangers.
 - In terms of true freshmen, McDonald's All-American Game Co-MVP Te'a Cooper, a 5-7 point guard, brings exciting playmaking and three-point shooting to the program.
 - Cooper was a four-year high school starter who led McEachern High School to Georgia 6A state titles in 2012 (33-0), 2014 (29-2) and 2015 (24-6).
 - She averaged 27.3 points, 7.3 apg., 3.9 rpg. and 3.5 spg. as a senior.
 - Meanwhile, 5-11 guard Meme Jackson adds great athleticism, defensive tenacity and better-than-advertised shooting abilities.
 - Jackson averaged 9.3 ppg., 5.3 rpg., 4.3 apg. and 1.5 spg. as a senior but 14.2 ppg. over her last six games as Blackman won its second-straight state title.

MEMORIES OF ITALY SUMMER TRIP PROVES VERY BENEFICIAL

- The Lady Vols reaped the benefits of a summer tour in Italy from Aug. 5-13, going 3-0 overseas and getting a jump on strengthening team chemistry on their first summer tour since 2003.
- Tennessee was allowed 10 practices leading up to the Italian Tour.
- The squad traveled to the cities of Milan, Verona, Venice, Pisa, Florence and Rome, and it visited numerous cultural and historical sites.
- As a part of the trip to Italy, the Lady Vols took a course called "Games, Sports and Politics in Italy from Antiquity to Early Modernity" taught by Dr. Stephen Collins-Elliott, Assistant Professor of Classics, who travelled with the team to Italy.
- Tennessee defeated the Cameroon National Team, 66-49, in Montecchio Maggiore on Aug. 7, toppled Lithuanian University Teams Select, 71-61, in Ponte Buggianese on Aug. 9 and closed the tour with an 81-27 romp over Selezione Dream Team Italy in Rome on Aug. 11.
- The average score of games was 72.7 to 45.7, for a 27.0 margin.
- Nia Moore (11.0), Mercedes Russell (9.3), Kortney Dunbar (9.3) and Jasmine Jones (8.7) were Tennessee's leading scorers during the trip.
- Jones (8.3), Moore (7.7), Russell (6.7) and Jaime Nared (5.7) were the team's top rebounders.

- Moore also led the team in steals (2.7) and blocks (1.3), and she had the best performance of the excursion with 23 points, 10 rebounds, three blocks, three steals and an assist vs. Selezione Dream Team Italy.
- Diamond DeShields and Bashaara Graves made the trip but did not play for precautionary reasons as they continued to work their way back from medical issues.

GOLD MEDAL GALS MORE SUMMER SUCCESS FOR UT

- Head coach Holly Warlick, who served as an assistant coach, and players Mercedes Russell and Diamond DeShields were part of the gold-medal-winning 2015 USA World University Games Team over the summer.
- The squad went 6-0 during the tournament, held July 4-13 in Gwangju, South Korea, capturing the sixth straight gold medal by the U.S.
- It marked the first gold medal as a USA coach for Warlick, who had struck gold three times as a player for her country (1980 FIBA Olympic Qualifying Tournament, 1979 World Championships, 1979 R. William Jones Cup).
- DeShields earned her fifth gold with USA Basketball, while Russell collected her third.
- Russell flashed the skills that made her the No. 1 incoming prep signee in 2013 by averaging 13.0 points and 9.2 rebounds and posting three double-doubles.
- DeShields saw action in only one game out of caution for a previous injury but provided valuable leadership from the bench.

WARLICK ON POINT SUCCESSFUL START AS HEAD COACH

- Following a legend is a nearly-impossible task, but yet Holly Warlick appears to be doing just fine as Pat Summitt's hand-picked successor.
- In three seasons as Tennessee's head coach, Warlick has produced an 86-20 overall record and a 42-6 mark in SEC contests.
- That 86-20 mark translates to an .811 winning percentage, which ranks Warlick fifth among all active NCAA Division I women's basketball coaches after only three full seasons as a head coach.
- Entering 2015-16, the only NCAA Division I coaches ranking ahead of Warlick are Geno Auriemma of UConn (.873, 30 yrs.), Kim Mulkey of Baylor (.829, 15 yrs.), Tara VanDerveer of Stanford (.815, 36 yrs.) and Karl Smesko of Florida Gulf Coast (.812, 16 yrs.).
- In her first three seasons, Warlick is 48-8 vs. SEC schools, including 42-6 vs. league foes during the regular season.
- The 42-6 mark in league play equals a winning percentage of .875, which is No. 1 among active SEC coaches.
- She has led the Lady Vols to a pair of SEC regular season championships (2013, 2015) and an SEC Tournament title (2014), winning at least one league trophy in each of her first three seasons.
- All three of the squads she has directed have made the NCAA Tournament, with the 2013 and 2015 teams advancing to the Elite Eight and the 2014 edition making it to the Sweet 16.
- Since becoming head coach, five of her players have been taken in the WNBA Draft. Three, including a first-rounder, were taken in 2015.
- Warlick has a 24-16 record vs. ranked teams, including 9-5 in 2014-15.

STRONG SCHEDULE

LADY VOLS FACE CHALLENGING SLATE

- Tennessee will play a schedule featuring 19 of 29 games vs. teams coming off postseason action in 2014-15, including NCAA Final Four Teams Notre Dame and South Carolina.
- Ten of UT's 13 non-conference foes saw postseason duty in 2014-15.
- NCAA Tournament teams Syracuse (Nov. 20), Chattanooga (Nov. 23), Albany (Nov. 27) and Texas (Nov. 29) come to Knoxville for consecutive appearances.
- The home out-of-conference slate also includes 2015 WNIT teams East Tennessee State (Dec. 2) and Stetson (Dec. 30), squads UT last faced in 2010 and 2011, respectively.
- Non-tourney teams Penn State (Nov. 18) and Virginia Tech (Dec. 6) also are coming to Rocky Top. The meeting with VT will be the first since 1999, while the match-up with PSU will be the first since 2003.
- All of Tennessee's non-conference road opponents made the NCAA field a year ago.
- The Lady Vols will play at Wichita State (Dec. 11), Stanford (Dec. 16) and Oregon State (Dec. 19) in succession for a very challenging end to the first semester and at Notre Dame on Jan. 18.
- The 16-game SEC slate will feature nine contests vs. teams that saw postseason action a year ago
- Arkansas, LSU, Kentucky, Mississippi State, South Carolina (Final Four) and Texas A&M all made the NCAA field a year ago, while Missouri and Ole Miss were in the WNIT.

NUMBERS TO WATCH

LADY VOL STREAKS, STATS OF INTEREST

- Tennessee enters the 2015-16 season on a 22-game home winning streak (excludes exhibition contests).
- The Lady Vols set a program record by forging an 18-0 mark while playing at Thompson-Boling Arena a year ago.
- The UT women open a campaign with eight-straight regular-season home games for the first time.
- Six is the previous high for consecutive home games to open a season, occurring in 1974 under Margaret Hutson as UT went 25-2 in her final campaign.
- Holly Warlick begins the campaign just 14 wins shy of 100 coaching victories.
- Bashaara Graves starts her senior season ranked 30th at UT with 1,169 career points and needs only 45 rebounds to break into UT's top 15 in that category.
- Graves is tied for 10th in career rebounds per game at 7.3.
- Mercedes Russell begins her redshirt sophomore campaign ranked fourth in career field goal percentage at .596 (93-156).
- Russell ranks eighth in career blocks per game at 1.14.
- Andraya Carter enters 2015-16 at No. 10 in career three-point field goal percentage at .366 (63-172).

BIG EXPECTATIONS

UT RANKED NO. 3 BY CHARLIE CREME

- After making the NCAA Elite 8 in 2014-15, Tennessee was ranked No. 3 in Charlie Creme's espnW Pre-Preseason Top 25 in April, and it appears the Lady Vols will be among the elite in most polls entering 2015-16 despite losing three players to graduation and the WNBA.

- Athlon Sports also has the Lady Vols at No. 3 in its pre-season poll.
- Tennessee has posted records of 27-8, 29-6 and 30-6 in Holly Warlick's first three seasons and boasts nine returning letterwinners and three starters from a year ago.
- Combine that with Diamond DeShields hitting the court after redshirting last season and the addition of highly-regarded freshmen Te'a Cooper and Meme Jackson, and most analysts are expecting big things from Tennessee.

TOP-TIER TALENT

A LOOK AT UT'S RECRUITING RANKINGS

- UT signed the No. 5 espnW HoopGurlz recruiting class in 2012, No. 3 in 2013, No. 6 in 2014 and No. 13 in 2015. UT signing only two players in the '15 class contributed to that ranking.
- The 2013 class included No. 1 Mercedes Russell, No. 8 Jannah Tucker and No. 42 Jordan Reynolds, but Tennessee now can add that year's No. 3 recruit, Diamond DeShields, to the mix, and subtract Tucker, who transferred.
- The top signees from 2012, 2013, 2014 and 2015 are Bashaara Graves (No. 5), Russell (No. 1), Jaime Nared (No. 6) and Te'a Cooper (No. 12), respectively.

ALL-STARS APLENTY

SEVEN MCDONALD'S A-As ON ROSTER

- Tennessee has seven McDonald's All-Americans on its 2015-16 roster.
- Those players are Te'a Cooper, Diamond DeShields, Bashaara Graves, Alexa Middleton, Jaime Nared, Jordan Reynolds and Mercedes Russell.
- Cooper was the 2015 McDonald's All-American Game Co-MVP, scoring 21 points for the West.
- Russell was the 2013 McDonald's Game MVP, leading the West to victory with 16 points.
- Nared led the West to a win in 2014 with 15 points but came up just short in MVP voting.
- Tennessee now has had 27 McDonald's All-Americans on its rosters through the years.

SEC SUCCESS

LADY VOLS HAVE WON 35 TITLES

- Tennessee upped its total of combined SEC Championships to 35 in 2014-15, winning its 18th all-time SEC regular-season title.
- That regular season co-championship came on the heels of Tennessee's SEC Tournament title in 2013-14.
- The Lady Vols have won SEC regular-season championships in four of the past six seasons.
- UT has 17 league tournament titles to its credit, including three straight from 2010 to 2012 and four of the last six.
- Since 1985, there have been only five seasons where Tennessee didn't win at least a regular season or tournament title. Those came in 1986, 1987, 1991, 1997 and 2009.
- The Lady Vols have swept SEC regular-season and tournament championships on eight occasions. Those years were 1980, 1985, 1994, 1998, 1999, 2000, 2010 and 2011.
- Tennessee stands first in regular season and tournament titles in conference history with Georgia ranking second with seven regular season trophies and Vanderbilt standing sixth in tourney hardware with six pieces.

GENERAL

STAFF

PLAYERS

REVIEW

HISTORY

FACILITIES

NCAA

SEC

RECORDS

MEDIA INFO





CARSON-NEWMAN EAGLES (EXHIBITION)

11-9 | KNOXVILLE

QUICK FACTS

Location: Jefferson City, Tenn.
Arena: Holt Fieldhouse (2,000)
Colors: Orange, Blue and White
President: Dr. Randall O'Brien
Enrollment: 2,500
Director of Athletics: Allen Morgan
Conference: South Atlantic

COACHING STAFF

Head Coach (Alma Mater/Year): Mike Mincey (King University '96)
Record/Years at Carson-Newman: 67-47/4
Career Record/Years: Same
Assistant Coach: Ashley Kyle (Carson-Newman '10)

SEASON OUTLOOK

2014-15 Record: 19-11
2014-15 Conf. Record/Finish: 13-9/5th
Postseason: NCAA DII First Round
Starters Back/Lost: 4/1
Letterwinners Back/Lost: 12/3
Newcomers: 3
Series Record: UT 15-2
Last Meeting: Nov. 9, 2014, UT 90-57

2015-16 SCHEDULE

Nov. 9	at Tennessee (Exh.)
Nov. 13	vs. USC Aiken .
Nov. 14	at Lander
Nov. 18	at King (Tenn.)
Nov. 21	Columbus St.
Nov. 24	at Lincoln Memorial
Dec. 5	Newberry
Dec. 9	at North Greenville
Dec. 12	at Queens (N.C.)
Dec. 16	at Catawba
Dec. 19	Lenoir-Rhyne
Jan. 2	Mars Hill
Jan. 6	at Tusculum
Jan. 9	at Wingate
Jan. 13	Brevard
Jan. 16	Coker
Jan. 20	at Anderson (S.C.)
Jan. 23	at Newberry
Jan. 27	Lincoln Memorial
Jan. 30	Queens (N.C.)
Feb. 3	at Mars Hill
Feb. 6	Catawba
Feb. 10	Anderson (S.C.)
Feb. 13	at Lenoir-Rhyne
Feb. 17	Tusculum
Feb. 20	Wingate
Feb. 24	at Brevard
Feb. 27	at Coker

MEDIA CONTACT INFO

Michael Wottreng, Basketball SID
 mwottreng@cn.edu
 2130 S. Branner Ave.
 Jefferson City, TN 37760
Office: (865) 471-3477 • **Cell:** (513) 330-2582
Press Row: N/A • **Fax:** (865) 471-3514
www.cneagles.com

CENTRAL ARKANSAS SUGAR BEARS

11-15 | KNOXVILLE

QUICK FACTS

Location: Conway, Ark.
Arena: Farris Center (5,000)
Colors: Purple and Gray
President: Tom Courtwright
Enrollment: 11,698
Director of Athletics: Dr. Brad Teaguo
Conference: Southland

COACHING STAFF

Head Coach (Alma Mater/Year): Sandra Rushing (Alabama '86)
Record/Years at Penn: 50-41/4
Career Record/Years: 453-296/25
Assistant Coaches: Greg Long (Chowan College), Destinee Rogers (Central Arkansas '12), Brooke Rhodes (Southern Miss '15)

SEASON OUTLOOK

2014-15 Record: 17-14
2014-15 Conf. Record/Finish: 10-8/T-6th
Postseason: None
Starters Back/Lost: 4/1
Letterwinners Back/Lost: 8/3
Newcomers: 6
Series Record: First Meeting
Last Meeting: First Meeting

2015-16 SCHEDULE

Nov. 13	Hendrix College
Nov. 15	at Tennessee
Nov. 21	at Murray State
Nov. 24	Alcorn State
Nov. 28	Murray State
Dec. 3	Crowleys Ridge College
Dec. 13	at Southeast Missouri State
Dec. 15	Central Baptist College
Dec. 19	vs. Campbell
Dec. 20	vs. South Carolina State
Dec. 29	Jarvis Christian (Texas)
Jan. 2	Abilene Christian
Jan. 5	at Texas A&M - CC
Jan. 7	at Stephen F. Austin
Jan. 11	Lamar
Jan. 13	Houston Baptist
Jan. 21	at New Orleans
Jan. 23	at Nicholls State
Jan. 27	at Northwestern State
Feb. 3	Southeastern Louisiana
Feb. 6	New Orleans
Feb. 10	Northwestern State
Feb. 13	at Incarnate Word
Feb. 17	at McNeese State
Feb. 20	at Sam Houston State
Feb. 24	Sam Houston State
Feb. 27	at Southeastern Louisiana
Mar. 2	Nicholls State
Mar. 5	McNeese State

MEDIA CONTACT INFO

Josh Goff, Basketball SID
 jgoff@uca.edu
 PO Box 5004, Conway, AR 72035
Office: (501) 450-5695 • **Cell:** (501) 650-6886
Fax: (501) 450-5740
www.ucasports.com

PENN STATE NITTANY LIONS

11-18 | KNOXVILLE

QUICK FACTS

Location: University Park, Pa.
Arena: Bryce Jordan Center (15,104)
Colors: Blue and White
President: Eric Barron
Enrollment: 46,848
Director of Athletics: Sandy Barbour
Conference: Big Ten

COACHING STAFF

Head Coach (Alma Mater/Year): Coquese Washington (Notre Dame '92)
Career Record/Years at PSU: 148-105/8
Career Record/Years: Same
Assistant Coaches: Itoro Coleman (Clemson '00), Kia Damon (Millersville '97), Jocelyn Wyatt (Appalachian State '06)

SEASON OUTLOOK

2014-15 Record: 6-24
2014-15 Conf. Record/Finish: 3-15/T-13th
Postseason: None
Starters Back/Lost: 4/1
Letterwinners Back/Lost: 6/5
Newcomers: 5
Series Record: UT 8-1
Last Meeting: March 29, 2003, UT 86-58

2015-16 SCHEDULE

Nov. 1	vs. California (Pa.) (Exh.)
Nov. 13	vs. Holy Cross
Nov. 15	vs. Fordham
Nov. 18	at Tennessee
Nov. 22	vs. Central Connecticut St.
Nov. 27	at Cal State Northridge
Nov. 28	BYU/Georgia
Dec. 3	vs. Virginia Tech
Dec. 6	at USF
Dec. 8	vs. Youngstown State
Dec. 12	at St. Bonaventure
Dec. 20	vs. Sacred Heart
Dec. 31	vs. Northwestern at Minnesota
Jan. 3	at Minnesota
Jan. 7	vs. Michigan State
Jan. 10	at Wisconsin
Jan. 13	vs. Nebraska
Jan. 17	vs. Michigan
Jan. 20	at Iowa
Jan. 23	at Illinois
Jan. 26	vs. Maryland
Jan. 30	vs. Purdue
Feb. 2	at Nebraska
Feb. 7	vs. Rutgers
Feb. 11	at Michigan State
Feb. 14	vs. Ohio State
Feb. 17	at Northwestern
Feb. 20	at Michigan
Feb. 24	vs. Iowa
Feb. 27	at Indiana

MEDIA CONTACT INFO

Greg Campbell, Basketball SID
 gxc35@psu.edu
 101-D Bryce Jordan Center, University Park, Pa. 16802
Office: (814) 865-1759 • **Cell:** (814) 876-0824
Press Row: (814) 863-3294 • **Fax:** (814) 863-3165
www.goPSUsports.com.com

**SYRACUSE
ORANGE****11-20 | KNOXVILLE****QUICK FACTS**

Location: Syracuse, N.Y.
Arena: Carrier Dome (35,121)
Colors: Orange
Chancellor: Kent D. Syverud
Enrollment: 11,800
Director of Athletics: Mark Coyle
Conference: Atlantic Coast

COACHING STAFF

Head Coach (Alma Mater/Year): Quentin Hillsman (St. Mary's (Md.), '93)
Record/Years at Winthrop: 189-108/9
Career Record/Years: Same
Assistant Coaches: Vonn Read (Clark '97), Tammi Reiss (Virginia '92), Cedric Solice (Charleston Southern '05)

SEASON OUTLOOK

2014-15 Record: 22-10
2014-15 Conf. Record/Finish: 11-5/5th
Postseason: NCAA Second Round
Starters Back/Lost: 5/0
Letterwinners Back/Lost: 10/4
Newcomers: 8
Series Record: First Meeting
Last Meeting: First Meeting

2015-16 SCHEDULE

Nov. 13	at Rhode Island
Nov. 16	Alcorn State
Nov. 20	at Tennessee
Nov. 23	Morgan State
Nov. 27	vs. Washington
Nov. 28	vs. Fordham
Dec. 2	at Maryland
Dec. 6	Stony Brook
Dec. 9	Coppin State
Dec. 12	Arizona State
Dec. 21	Jacksonville
Dec. 29	Drexel
Jan. 3	Duke
Jan. 7	at North Carolina
Jan. 10	Virginia Tech
Jan. 14	Pittsburgh
Jan. 17	at Wake Forest
Jan. 21	at Notre Dame
Jan. 25	Louisville
Jan. 27	Boston College
Feb. 1	at Miami
Feb. 4	Clemson
Feb. 7	Georgia Tech
Feb. 11	at Virginia
Feb. 14	at NC State
Feb. 18	Florida State
Feb. 21	at Pittsburgh
Feb. 25	at Boston College

MEDIA CONTACT INFO

Anthony Prisco, Basketball SID
 aprisco@syr.edu
 900 Irving Ave., Syracuse, NY 13244
Office: (315) 443-2608 • **Cell:** (315) 391-0469
www.cuse.com

**CHATTANOOGA
LADY MOCS****11-23 | KNOXVILLE****QUICK FACTS**

Location: Chattanooga, Tenn.
Arena: The McKenzie Arena (10,526)
Colors: Navy Blue and Old Gold
Chancellor: Dr. Steve Angle
Enrollment: 11,388
Director of Athletics: David Blackburn
Conference: Southern

COACHING STAFF

Head Coach (Alma Mater/Year): Jim Foster (Temple '80)
Record/Years at Chattanooga: 58-8/2
Career Record/Years: 841-314/38
Assistant Coaches: Katie Burrows (Chattanooga '04), Brittany Jonson (Ohio State '11), John McCray (Ohio State '11)

SEASON OUTLOOK

2014-15 Record: 29-4
2014-15 Conf. Record/Finish: 14-0/1st
Postseason: NCAA First Round
Starters Back/Lost: 4/1
Letterwinners Back/Lost: 9/3
Newcomers: 5
Series Record: UT 26-8
Last Meeting: Nov. 26, 2014, UTC, 67-63

2015-16 SCHEDULE

Nov. 13	McNeese State
Nov. 15	Butler
Nov. 23	at Tennessee
Nov. 25	Arkansas State
Nov. 28	UT Martin
Nov. 30	Connecticut
Dec. 13	at South Florida
Dec. 16	Belmont
Dec. 18	at East Carolina
Dec. 19	at UNC Wilmington
Dec. 28	at Stanford
Jan. 4	Harvard
Jan. 7	at Wofford
Jan. 9	at Furman
Jan. 14	Western Carolina
Jan. 16	UNCG
Jan. 21	at Mercer
Jan. 23	at Samford
Jan. 30	at ETSU
Feb. 4	Furman
Feb. 6	Wofford
Feb. 11	at UNCG
Feb. 13	at Western Carolina
Feb. 17	Samford
Feb. 20	Mercer
Feb. 27	ETSU

MEDIA CONTACT INFO

Anne Wehunt, Basketball SID
 anne-wehunt@utc.edu
 615 McCallie Ave., Chattanooga, TN 37403
Office: (423) 425-4618 • **Cell:** (423) 933-5764
Press Row: (423) 756-5476 • **Fax:** (423) 425-2160
www.GoMocs.com

**ALBANY
GREAT DANES****11-27 | KNOXVILLE****QUICK FACTS**

Location: Albany, N.Y.
Arena: SEFCU Arena (4,538)
Colors: Purple & Gold
President: Dr. Robert J. Jones
Enrollment: 13,100
Director of Athletics: Mark Benson
Conference: America East

COACHING STAFF

Head Coach (Alma Mater/Year): Katie Abrahamson-Henderson (Iowa, '90)
Record/Years at Albany: 118-42/5
Career Record/Years: 213-103/10
Assistant Coaches: Mary Grimes (Siena '03), Tahnee Balerio (Missouri State '08), Isoken Uzamere (Hofstra '11)

SEASON OUTLOOK

2014-15 Record: 24-9
2014-15 Conf. Record/Finish: 14-2/T-1st
Postseason: NCAA First Round
Starters Back/Lost: 3/2
Letterwinners Back/Lost: 8/2
Newcomers: 6
Series Record: First Meeting
Last Meeting: First Meeting

2015-16 SCHEDULE

Nov. 15	Pepperdine
Nov. 18	at Boston University
Nov. 21	vs. Toledo
Nov. 22	vs. Harvard/Rhode Island
Nov. 27	at Tennessee
Dec. 1	Providence
Dec. 5	at Army West Point
Dec. 9	at Fairfield
Dec. 12	Siena
Dec. 18	vs. UC Davis
Dec. 20	vs. USC/Florida A&M
Dec. 30	Yale
Jan. 6	at UMBC
Jan. 9	Vermont
Jan. 13	at New Hampshire
Jan. 16	Maine
Jan. 18	at Binghamton
Jan. 21	Stony Brook
Jan. 27	at UMass Lowell
Jan. 31	at Hartford
Feb. 3	UMBC
Feb. 6	at Vermont
Feb. 8	Binghamton
Feb. 11	New Hampshire
Feb. 14	at Maine
Feb. 17	at Stony Brook
Feb. 25	UMass Lowell
Feb. 28	Hartford

MEDIA CONTACT INFO

Dave Vatz, Basketball SID
 dvatz@albany.edu
 1400 Washington Avenue
 Albany, NY 12222
Office: (518) 442-3072 • **Cell:** (518) 391-5165
Fax: (518) 442-3139
<http://www.albanysports.com/>



**TEXAS
LONGHORNS**

11-29 | KNOXVILLE

QUICK FACTS

Location: Austin, Texas
Arena: Frank Erwin Center (16,540)
Colors: Burnt Orange and White
President: Greg Fenves
Enrollment: 51,313
Women's Athletics Director: Chris Plonsky
Conference: Big 12

COACHING STAFF

Head Coach (Alma Mater/Year): Karen Aston (Arkansas Little-Rock '87)
Record/Years at UT: 58-41/3
Career Record/Years: 159-104/8
Associate Head Coach: Travis Mays (Texas '90)
Assistant Coaches: Tina Thompson (USC '97), George Washington (Abilene Christian '00)

SEASON OUTLOOK

2014-15 Record: 24-11
2014-15 Conf. Record/Finish: 9-9/T-3rd
Postseason: NCAA Sweet 16
Starters Back/Lost: 4/1
Letterwinners Back/Lost: 11/4
Newcomers: 4
Series Record: UT, 23-13
Last Meeting: Nov. 30, 2014, Texas 72-59

2015-16 SCHEDULE

Nov. 14 UTSA
 Nov. 18 Northwestern State
 Nov. 21 at Rice
 Nov. 25 Hampton
Nov. 29 at Tennessee
 Dec. 2 Mississippi State
 Dec. 6 at Ark. -Little Rock
 Dec. 13 Stanford
 Dec. 16 Canisius
 Dec. 20 vs. Arkansas
 Dec. 27 Sam Houston State
 Dec. 30 at West Virginia
 Jan. 2 Texas Tech
 Jan. 6 Iowa State
 Jan. 9 at Oklahoma State
 Jan. 13 at Kansas
 Jan. 17 Baylor
 Jan. 20 at TCU
 Jan. 23 Oklahoma
 Jan. 27 Kansas
 Jan. 30 at Kansas State
 Feb. 6 at Iowa State
 Feb. 10 Oklahoma State
 Feb. 14 at Oklahoma
 Feb. 17 Kansas State
 Feb. 20 West Virginia
 Feb. 24 at Texas Tech
 Feb. 27 TCU
 Feb. 29 at Baylor

MEDIA CONTACT INFO

Sean Cartell, Basketball SID
 TBD
 P.O. Box 7399, Austin, TX 78712
Office: (512) 471-6039 • **TBD**
Press Row: (512) 471-4246 • **Fax:** (512) 471-6040
www.TexasSports.com

**EAST TENNESSEE ST.
BUCCANEERS**

12-2 | KNOXVILLE

QUICK FACTS

Location: Johnson City, Tenn.
Arena: Brookys Gym (2,700)
Colors: Navy Blue and Yellow Gold
President: Dr. Brian Noland
Enrollment: 15,250
Director of Athletics: Dr. Richard Sander
Conference: Southern

COACHING STAFF

Head Coach (Alma Mater/Year): Brittney Ezell (Alabama '99)
Record/Years at ETSU: 30-33/2
Career Record/Years: 150-146
Assistant Coaches: Nikki Davis (Virginia Tech '11), Brittany Burkhardt (Saginaw Valley St. '11), Laura Berry (North Carolina '09)

SEASON OUTLOOK

2014-15 Record: 21-12
2014-15 Conf. Record: 11-3/2nd
Finish/Postseason: WNIT First Round
Starters Back/Lost: 3/2
Letterwinners Back/Lost: 8/4
Newcomers: 5
Series Record: UT 18-2-1
Last Meeting: Dec. 22, 2010, UT 102-53

2015-16 SCHEDULE

Nov. 7 Milligan College (Ex.)
 Nov. 13 UNC Asheville
 Nov. 15 at Wake Forest
 Nov. 19 at Appalachian State
 Nov. 21 Brevard College
 Nov. 23 at Old Dominion
 Nov. 27 at Eastern Kentucky
 Nov. 29 at Elon
Dec. 2 at Tennessee
 Dec. 5 at Vanderbilt
 Dec. 13 Armstrong State
 Dec. 16 Campbell
 Dec. 18 at Davidson
 Dec. 21 Austin Peay
 Dec. 29 at Iona
 Jan. 3 Lees McRae
 Jan. 7 at Furman
 Jan. 9 at Wofford
 Jan. 14 UNC-Greensboro
 Jan. 16 Western Carolina
 Jan. 21 at Samford
 Jan. 23 at Mercer
 Jan. 30 Chattanooga
 Feb. 4 Wofford
 Feb. 6 Furman
 Feb. 11 at Western Carolina
 Feb. 13 at UNC-Greensboro
 Feb. 18 Mercer
 Feb. 20 Samford
 Feb. 27 at Chattanooga

MEDIA CONTACT INFO

Nathan Palcowski, Basketball SID
etsusid@gmail.com
P.O. Box 70707, Johnson City, TN 37614
Office: (423) 439-5612 • **Cell:** (616) 755-4840
Press Row: (423) 439-5329 • **Fax:** (423) 439-6138
<http://www.etsubucs.com/>

**VIRGINIA TECH
HOKIES**

12-6 | KNOXVILLE

QUICK FACTS

Location: Blacksburg, Va. .
Arena: Cassell Coliseum (9,847)
Colors: Maroon and Burnt Orange
President: Dr. Timothy Sands
Enrollment: 31,000
Director of Athletics: Whit Babcock
Conference: Atlantic Coast

COACHING STAFF

Head Coach (Alma Mater/Year): Dennis Wolff (Connecticut '78)
Record/Years at Lipscomb: 43-79/4
Career Record/Years: 320-294/21
Assistant Coaches: Heather Vulin, Britney Anderson, Bill Dooley

SEASON OUTLOOK

2014-15 Record: 12-20
2014-15 Conf. Record/Finish: 1-15/15th
Postseason: None
Starters Back/Lost: 4/1
Letterwinners Back/Lost: 10/1
Newcomers: 5
Series Record: UT 7-0
Last Meeting: Mar. 20, 1999, UT 68-52

2015-16 SCHEDULE

Nov. 13 Presbyterian
 Nov. 15 George Mason
 Nov. 18 at Georgetown
 Nov. 20 Providence
 Nov. 22 College of Charleston
 Nov. 25 Wofford
 Dec. 3 at Penn State
Dec. 6 at Tennessee
 Dec. 9 Morgan State
 Dec. 13 Coppin State
 Dec. 19 Mount St. Mary's
 Dec. 21 Radford
 Dec. 30 Furman
 Jan. 3 Boston College
 Jan. 7 at Louisville
 Jan. 10 at Syracuse
 Jan. 18 Clemson
 Jan. 24 NC State
 Jan. 28 at Notre Dame
 Jan. 31 at Florida State
 Feb. 4 Georgia Tech
 Feb. 7 at Virginia
 Feb. 11 at North Carolina
 Feb. 14 Pittsburgh
 Feb. 18 Duke
 Feb. 21 at Miami
 Feb. 25 at Wake Forest
 Feb. 28 Virginia

MEDIA CONTACT INFO

April Goode, Basketball SID
agoode@vt.edu
 510 Stadium Road, Blacksburg, VA 24061
Office: (540) 231-8823 • **Cell:** (540) 392-1336
Fax: (540) 231-3060
www.hokiesports.com



WICHITA STATE SHOCKERS

12-11 | WICHITA, KAN.

QUICK FACTS

Location: Wichita, Kan.
Arena: Charles Koch Arena (10,506)
Colors: Black and Yellow
President: Dr. John Bardo
Enrollment: 15,003
Director of Athletics: Dr. Eric Sexton
Conference: Missouri Valley

COACHING STAFF

Head Coach (Alma Mater/Year): Jody Adams (Tennessee '94)
Record/Years at WSU: 145-84/8
Career Record/Years: 169-92/9
Assistant Coaches: Kirk Crawford (Western State College '78), Bridgette Gordon (Tennessee '89), Kaci Bailey (Southern Illinois '09)

SEASON OUTLOOK

2014-15 Record: 27-6
2014-15 Conf. Record/Finish: 17-1/1st
Postseason: NCAA First Round
Starters Back/Lost: 0/5
Letterwinners Back/Lost: 3/7
Newcomers: 7
Series Record: UT 1-0
Last Meeting: Dec. 16, 2014, UT 54-51

2015-16 SCHEDULE

Nov. 8 Central Oklahoma
Nov. 13 at Creighton
Nov. 18 Missouri
Nov. 21 at Arkansas State
Nov. 27 vs. Richmond
Nov. 29 vs. FIU/Marquette
Dec. 4 Southeast Missouri State
Dec. 11 Tennessee
Dec. 15 Eastern Washington
Dec. 18 Prairie View A&M
Dec. 19 North Carolina A&T State
Dec. 22 at Tennessee Tech
Dec. 29 Oklahoma Christian
Jan. 1 at Indiana State
Jan. 3 at Illinois State
Jan. 8 Northern Iowa
Jan. 10 Drake
Jan. 15 at Loyola
Jan. 17 at Bradley
Jan. 22 Southern Illinois
Jan. 24 Evansville
Jan. 30 Missouri State
Feb. 5 at Drake
Feb. 7 at Northern Iowa
Feb. 12 Bradley
Feb. 14 Loyola
Feb. 19 at Evansville
Feb. 21 at Southern Illinois
Feb. 27 at Missouri State
Mar. 3 Illinois State
Mar. 5 Indiana State

MEDIA CONTACT INFO

Larry Rankin, Basketball SID
lrarkin@goshockers.com
1845 Faimount, Campus Box 18, Wichita KS 67260
Office: (316) 978-3221 • **Cell:** (316) 258-4354
Press Row: (316) 978-3299 • **Fax:** (316) 978-3336
www.goshockers.com

STANFORD CARDINAL

12-16 | STANFORD, CALIF.

QUICK FACTS

Location: Stanford, Calif.
Arena: Maples Pavilion (7,233)
Colors: Cardinal and White
President: John Hennessy
Enrollment: 16,795
Director of Athletics: Bernard Muir
Conference: Pac-12

COACHING STAFF

Head Coach (Alma Mater/Year): Tara VanDerveer (Indiana '75)
Record/Years at Stanford: 801-166/29
Career Record/Years: 953-217/36
Associate Head Coach: Amy Tucker (Ohio State '82)
Assistant Coaches: Tempie Brown (Michigan '90), Kate Paye (Stanford '95)

SEASON OUTLOOK

2014-15 Record: 26-10
2014-15 Conf. Record/Finish: 13-5/2-3rd
Postseason: NCAA Sweet 16
Starters Back/Lost: 3/2
Letterwinners Back/Lost: 9/6
Newcomers: 4
Series Record: UT 23-9
Last Meeting: Dec. 20, 2014, UT 59-40

2015-16 SCHEDULE

Nov. 7 Academy of Art (Exh.)
Nov. 13 at UC Davis
Nov. 15 at Gonzaga
Nov. 21 George Washington
Nov. 23 Santa Clara
Nov. 27 vs. Missouri State
Nov. 28 vs. Dayton/Maine
Nov. 29 vs. TBD
Dec. 13 at Texas
Dec. 16 Tennessee
Dec. 19 Cornell
Dec. 22 CSU Bakersfield
Dec. 28 Chattanooga
Jan. 2 at Arizona
Jan. 4 at Arizona State
Jan. 8 Utah
Jan. 10 Colorado
Jan. 15 at Oregon
Jan. 17 at Oregon State
Jan. 22 at USC
Jan. 24 at UCLA
Jan. 29 Washington
Jan. 31 Washington State
Feb. 2 California
Feb. 5 at California
Feb. 12 Arizona
Feb. 14 Arizona State
Feb. 19 at Colorado
Feb. 21 at Utah
Feb. 26 Oregon State
Feb. 28 Oregon

MEDIA CONTACT INFO

John Cantalupi, Basketball SID
johncan@stanford.edu
641 East Campus Dr., Stanford, CA 94305
Office: (650) 725-7277 • **Cell:** (650) 924-8304
Press Row: (650) 723-4418 • **Fax:** (650) 725-2957
www.gostanford.com

OREGON STATE BEAVERS

12-19 | CORVALLIS, ORE.

QUICK FACTS

Location: Corvallis, Ore.
Arena: Gill Coliseum (9,604)
Colors: Orange and Black
President: Dr. Edward Ray
Enrollment: 27,925
Director of Athletics: Bob De Carolis
Conference: Pac-12

COACHING STAFF

Head Coach (Alma Mater/Year): Scott Rueck (Oregon State '91)
Record/Years at OSU: 90-71/5
Career Record/Years: 378-159/19
Assistant Coaches: Jonas Chatterton (Utah '00), Mandy Close (Oregon State '06), Eric Ely (Northwest Nazarene '82)

SEASON OUTLOOK

2014-15 Record: 27-5
2014-15 Conf. Record/Finish: 16-2/1st
Postseason: NCAA Second Round
Starters Back/Lost: 4/1
Letterwinners Back/Lost: 9/1
Newcomers: 3
Series Record: UT 3-0
Last Meeting: Dec. 28, 2014, UT 74-63

2015-16 SCHEDULE

Nov. 13 Longwood
Nov. 16 at Portland
Nov. 22 UC Riverside
Nov. 27 vs. Hofstra
Nov. 28 vs. Arkansas
Dec. 3 at Marquette
Dec. 12 Idaho
Dec. 15 Cal State Bakersfield
Dec. 19 Tennessee
Dec. 21 Cal Poly
Dec. 28 at Notre Dame
Jan. 2 at USC
Jan. 4 at UCLA
Jan. 8 Oregon
Jan. 10 at Oregon
Jan. 15 California
Jan. 17 Stanford
Jan. 22 at Utah
Jan. 24 at Colorado
Jan. 29 Arizona
Feb. 1 Arizona State
Feb. 5 at Washington
Feb. 7 at Washington State
Feb. 12 Colorado
Feb. 14 Utah
Feb. 19 USC
Feb. 21 UCLA
Feb. 26 at Stanford
Feb. 28 at California

MEDIA CONTACT INFO

Trevor Cramer, Basketball SID
trevor.cramer@oregonstate.edu
221 Gil Coliseum, Corvallis, OR 97341
Office: (541) 737-8429 • **Cell:** (209) 918-0834
Press Row: (541) 737-3020 • **Fax:** (541) 737-3072
www.osubeavers.com





**STETSON
HATTERS**

12-30 | KNOXVILLE

QUICK FACTS

Location: DeLand, Fla.
Arena: Edmunds Center (4,000)
Colors: Green and White
President: Dr. Wendy B. Libby
Enrollment: 2,841
Director of Athletics: Jeff Altier
Conference: Atlantic Sun

COACHING STAFF

Head Coach (Alma Mater/Year): Lynn Bria (Charleston [W. Va.] 1990)
Record/Years at Stetson: 131-95/7
Career Record/Years: 284-308
Assistant Coaches: Roy Heintz (USF, '85), Daniel Barber (Florida '12), Brittany Young (Francis Marion '08)

SEASON OUTLOOK

2014-15 Record: 23-8
2014-15 Conf. Record/Finish: 11-3/2nd
Postseason: WNIT First Round
Starters Back/Lost: 1-4
Letterwinners Back/Lost: 4/5
Newcomers: 7
Series Record: UT 5-0
Last Meeting: March 19, 2011, UT 99-34

2015-16 SCHEDULE

Nov. 14 Trinity Baptist
 Nov. 15 at Georgia
 Nov. 21 at Bethune-Cookman
 Nov. 23 Armstrong Atlantic
 Nov. 27 vs. Minnesota
 Nov. 28 vs. Boise State
 Dec. 2 UCF
 Dec. 4 Flagler
 Dec. 13 at Eastern Illinois
 Dec. 15 at UNC Wilmington
 Dec. 20 Georgia Southern
 Dec. 21 Georgia State
Dec. 30 at Tennessee
 Jan. 1 Hampton
 Jan. 9 at Florida Gulf Coast
 Jan. 16 NJIT
 Jan. 18 USC Upstate
 Jan. 23 Kennesaw State
 Jan. 25 Lipscomb
 Jan. 30 Jacksonville
 Feb. 4 North Florida
 Feb. 6 Jacksonville
 Feb. 10 North Florida
 Feb. 13 USC Upstate
 Feb. 15 NJIT
 Feb. 20 Lipscomb
 Feb. 22 Kennesaw State
 Feb. 27 Florida Gulf Coast

MEDIA CONTACT INFO

Jamie Bataille, Basketball SID
 jbataille@stetson.edu
 421 N. Woodland Blvd., Unit 8359
Office: (386) 822-8131 • **Cell:** (386) 748-4586
Press Row: (386) 822-8133 • **Fax:** (386) 822-7486
www.gohatters.com

**MISSOURI
TIGERS**

1-4 | COLUMBIA, MO.

QUICK FACTS

Location: Columbia, Mo.
Arena: Mizou Arena (15,061)
Colors: Old Gold and Black
President: Timothy M. Wolfe
Enrollment: 35,441
Director of Athletics: Mack Rhoades
Conference: Southeastern

COACHING STAFF

Head Coach (Alma Mater/Year): Robin Pingeton (St. Ambrose '90)
Record/Years at MU: 79-79/5
Career Record/Years: 414-236/20
Assistant Coaches: Jenny Putnam (St. Ambrose '01), Michael Porter (New Orleans '89), RaeShara Brown (Missouri '11)

SEASON OUTLOOK

2014-15 Record: 19-14
2014-15 Conf. Record/Finish: 7-9/T-7th
Postseason: WNIT 3rd Round
Starters Back/Lost: 4/1
Letterwinners Back/Lost: 11/2
Newcomers: 3
Series Record: UT 6-1
Last Meeting: Jan. 22, 2015, UT 63-53

2015-16 SCHEDULE

Nov. 4 Southwest Baptist
 Nov. 9 Quincy
 Nov. 13 at Missouri State
 Nov. 16 Arkansas-Pine Bluff
 Nov. 18 at Wichita State
 Nov. 22 Wake Forest
 Nov. 24 SIU Edwardsville
 Nov. 27 vs. Northeastern
 Nov. 28 at Saint Mary's
 Dec. 2 Southeast Missouri
 Dec. 7 Loyola Marymount
 Dec. 12 at Colorado
 Dec. 20 Lamar
 Dec. 21 Texas State
 Dec. 29 Charlotte
Jan. 4 Tennessee
 Jan. 7 at Georgia
 Jan. 10 at South Carolina
 Jan. 14 Mississippi State
 Jan. 17 at Arkansas
 Jan. 21 at Texas A&M
 Jan. 24 Florida
 Jan. 28 LSU
 Jan. 31 at Ole Miss
 Feb. 4 Georgia
 Feb. 7 at Mississippi State
 Feb. 11 Alabama
 Feb. 14 Arkansas
 Feb. 21 at Auburn
 Feb. 25 at Kentucky
 Feb. 28 Vanderbilt

MEDIA CONTACT INFO

Tyler Koonce, Basketball SID
 kooncet@missouri.edu
 One Champions Drive, Columbia, MO 65205
Office: (573) 884-9486 • **Cell:** (816) 205-5400
Press Row: (573) 882-1442 • **Fax:** (573) 882-4720
www.mutigers.com

**FLORIDA
GATORS**

1-7 | KNOXVILLE

QUICK FACTS

Location: Gainesville, Fla.
Arena: Stephen C. O'Connell Center (11,373)
Colors: Orange and Blue
President: Dr. W. Kent Fuchs
Enrollment: 49,785
Director of Athletics: Jeremy Foley
Conference: Southeastern

COACHING STAFF

Head Coach (Alma Mater/Year): Amanda Butler (Florida '95)
Record/Years at UF: 153-112/8
Career Record/Years: 194-134/10
Assistant Coaches: Bill Ferrara (Florida, '03), Shimmy Gray-Miller (Michigan '94), Murrell Page (Florida '98)

SEASON OUTLOOK

2014-15 Record: 13-17
2014-15 Conf. Record/Finish: 5-11/T-11
Postseason: None
Starters Back/Lost: 4/1
Letterwinners Back/Lost: 9/3
Newcomers: 4
Series Record: UT 48-3
Last Meeting: Feb. 8, 2015, UT 64-56

2015-16 SCHEDULE

Nov. 13 Temple
 Nov. 16 Florida State
 Nov. 21 Kennesaw State
 Nov. 24 Savannah State
 Nov. 27 vs. Ball State
 Nov. 28 vs. Colorado/UMass
 Dec. 1 at South Alabama
 Dec. 7 Arkansas State
 Dec. 10 at Wisconsin
 Dec. 13 Robert Morris
 Dec. 20 Saint Francis
 Dec. 21 UF vs. NC State/EKU
 Dec. 30 at UCF
 Jan. 3 Mississippi State
Jan. 7 at Tennessee
 Jan. 10 at Ole Miss
 Jan. 14 Georgia
 Jan. 17 LSU
 Jan. 21 Alabama
 Jan. 24 at Missouri
 Jan. 28 at Arkansas
 Jan. 31 Kentucky
 Feb. 4 Texas A&M
 Feb. 11 at South Carolina
 Feb. 14 at Auburn
 Feb. 18 Vanderbilt
 Feb. 21 at Georgia
 Feb. 25 at LSU
 Feb. 28 Auburn

MEDIA CONTACT INFO

Kathy Cafazzo, Basketball SID
 kathycaf@gators.ufl.edu
 P.O. Box 14485, Gainesville, FL 32604
Office: (352) 375-4683+6113
Press Row: (352) 367-1801 • **Fax:** (352) 367-1801
www.gatorzone.com



GENERAL

STAFF

PLAYERS

REVIEW

HISTORY

FACILITIES

NCAA

SEC

RECORDS

MEDIA INFO

AUBURN TIGERS

1-10 | KNOXVILLE

QUICK FACTS

Location: Auburn, Ala.
Arena: Auburn Arena (9,121)
Colors: Burnt Orange and Navy Blue
President: Dr. Jay Gogue
Enrollment: 27,287
Director of Athletics: Jay Jacobs
Conference: Southeastern

COACHING STAFF

Head Coach (Alma Mater/Year): Terri Williams-Flournoy (Penn State '91)
Record/Years at AU: 51-48/3
Career Record/Years: 194-152/11
Assistant Coaches: Ty Evans (Wisconsin-Whitewater '95), Adrian Walters (St. Francis '87), Sherill Baker (Georgia '06)

SEASON OUTLOOK

2014-15 Record: 13-18
2014-15 Conf. Record/Finish: 3-13/13th
Postseason: None
Starters Back/Lost: 5/0
Letterwinners Back/Lost: 9/3
Newcomers: 4
Series Record: UT 40-10
Last Meeting: Jan 15, 2015, UT 54-42

2015-16 SCHEDULE

Nov. 13	UAB
Nov. 16	at Southeastern Louisiana
Nov. 19	Virginia
Nov. 22	at Savannah State
Nov. 27	vs. Boise State
Nov. 28	vs. Minnesota
Dec. 5	East Carolina
Dec. 13	at Marquette
Dec. 16	Winthrop
Dec. 19	vs. Coppin State
Dec. 20	at Towson
Dec. 23	George Mason
Dec. 30	at Florida Gulf Coast
Jan. 3	Kentucky
Jan. 7	at Mississippi State
Jan. 10	at Tennessee
Jan. 14	Alabama
Jan. 17	at Kentucky
Jan. 21	South Carolina
Jan. 24	Arkansas
Jan. 28	at Georgia
Feb. 1	at LSU
Feb. 4	Vanderbilt
Feb. 7	at Alabama
Feb. 11	at Ole Miss
Feb. 14	Florida
Feb. 21	Missouri
Feb. 25	Texas A&M
Feb. 28	at Florida

MEDIA CONTACT INFO

Wes Todd, Basketball SID
wt0006@auburn.edu
P.O. Box 351, Auburn, AL 36831-0351
Office: (334) 844-9182 • **Cell:** (334) 750-5682
Press Row: (334) 844-1933 • **Fax:** (334) 844-9807
www.auburntigers.com

ARKANSAS RAZORBACKS

**1-14 | FAYETTEVILLE, ARK.
2-4 | KNOXVILLE**

QUICK FACTS

Location: Fayetteville, Ark.
Arena: Bud Walton Arena (19,200)
Colors: Cardinal and White
Chancellor: Dan Ferritor
Enrollment: 26,754
Director of Athletics: Jeff Long
Conference: Southeastern

COACHING STAFF

Head Coach (Alma Mater/Year): Jimmy Dykes (Arkansas '85)
Record/Years at UA: 18-14/1
Career Record/Years: 18-14/1
Assistant Coaches: Christy Smith (Arkansas '98), Tari Cummings (Oklahoma State '03), Tommy Deffenbaugh (Drury '85)

SEASON OUTLOOK

2014-15 Record: 18-14
2014-15 Conf. Record/Finish: 6-10/T-9th
Postseason: NCAA Second Round
Starters Back/Lost: 3-2
Letterwinners Back/Lost: 4-6
Newcomers: 8
Series Record: UT 26-2
Last Meeting: Jan. 11, 2015, UT 60-51

2015-16 SCHEDULE

Nov. 8	Missouri Southern (EXH)
Nov. 13	Southeastern Louisiana
Nov. 15	Sam Houston State
Nov. 18	at South Dakota State
Nov. 23	Tulsa
Nov. 27	vs. UL Lafayette
Nov. 28	vs. Oregon State
Dec. 2	Missouri State
Dec. 6	at Rutgers
Dec. 10	Oral Roberts
Dec. 13	at Butler
Dec. 20	vs. Texas
Dec. 28	Mississippi Valley State
Dec. 30	New Orleans
Jan. 3	at South Carolina
Jan. 7	Texas A&M
Jan. 10	at Mississippi State
Jan. 14	Tennessee
Jan. 17	Missouri
Jan. 21	at LSU
Jan. 24	at Auburn
Jan. 28	at Florida
Jan. 31	Mississippi State
Feb. 4	at Tennessee
Feb. 8	Vanderbilt
Feb. 14	at Missouri
Feb. 18	Alabama
Feb. 21	at Kentucky
Feb. 25	at Georgia
Feb. 28	Ole Miss

MEDIA CONTACT INFO

Jeri Thorpe, Basketball SID
jthorpe@uark.edu
131 Barnhill Arena, Fayetteville, AR 72701
Office: (479) 575-5037 • **Home:** (479) 443-3219
Press Row: (479) 575-6622 • **Fax:** (479) 575-7481
www.arkansasrazorbacks.com

NOTRE DAME FIGHTING IRISH

1-18 | NOTRE DAME, IND.

QUICK FACTS

Location: Notre Dame, Ind.
Arena: Purcell Pavilion/Joyce Center (9,149)
Colors: Gold and Blue
President: Rev. John I. Jenkins, C.S.C.
Enrollment: 12,179
Director of Athletics: Jack Swarbrick
Conference: Atlantic Coast

COACHING STAFF

Head Coach (Alma Mater/Year): Muffet McGraw (St. Joseph's (Pa.) '77)
Record/Years at ND: 699-221/29
Career Record/Years: 787-262/34
Associate Head Coach: Carol Owens (Northern Illinois '90)
Assistant Coaches: Beth Cunningham (Notre Dame '97), Niele Ivey (Notre Dame '00)

SEASON OUTLOOK

2014-15 Record: 36-3
2014-15 Conf. Record/Finish: 15-1/1st
Postseason: National Finalist/Final Four
Starters Back/Lost: 4/1
Letterwinners Back/Lost: 10/3
Newcomers: 3
Series Record: UT 20-5
Last Meeting: Jan. 19, 2015, ND 88-77

2015-16 SCHEDULE

Nov. 7	Wayne State #
Nov. 15	Bucknell
Nov. 18	Toledo
Nov. 21	at South Dakota State
Nov. 23	at Valparaiso
Nov. 27	vs. Denver
Nov. 28	vs. Louisiana Tech/UCLA
Dec. 2	Ohio State
Dec. 5	at Connecticut
Dec. 9	DePaul
Dec. 12	at TCU
Dec. 21	at Saint Joseph's (Pa.)
Dec. 28	Oregon State
Dec. 30	Georgia Tech
Jan. 3	at Pittsburgh
Jan. 7	at Virginia
Jan. 10	North Carolina
Jan. 14	at Boston College
Jan. 18	Tennessee
Jan. 21	Syracuse
Jan. 24	Virginia Tech
Jan. 28	at Georgia Tech
Feb. 1	at Duke
Feb. 4	North Carolina State
Feb. 7	at Louisville
Feb. 14	Miami
Feb. 18	at Wake Forest
Feb. 22	at Florida State
Feb. 25	Clemson
Feb. 27	Boston College

MEDIA CONTACT INFO

Chris Masters, Basketball SID
masters.5@nd.edu
C112 Joyce Center, Notre Dame, IN 46556
Office: (574) 631-8032 • **Cell:** (574) 532-4166
Press Row: (574) 631-5309 • **Fax:** (574) 631-7941
www.und.com





**VANDERBILT
COMMODORES**

**1-21 | KNOXVILLE
2-11 | NASHVILLE, TN**

QUICK FACTS

Location: Nashville, Tenn.
Arena: Memorial Gymnasium (14,316)
Colors: Black and Gold
Chancellor: Nicholas S. Zeppos
Enrollment: 6,738
Director of Athletics: David Williams II
Conference: Southeastern

COACHING STAFF

Head Coach (Alma Mater/Year): Melanie Balcomb (Trenton State '84)
Record/Years at VU: 292-135/14
Career Record/Years: 455-239/23
Assistant Coaches: Ashley Earley (Vanderbilt '05), Kim Rosamond (Mississippi '98), Wendale Farrow (Eastern Michigan '09)

SEASON OUTLOOK

2014-15 Record: 15-16
2014-15 Conf. Record/Finish: 5-11/T-11th
Postseason: None
Starters Back/Lost: 3/2
Letterwinners Back/Lost: 8/4
Newcomers: 2
Series Record: UT 65-9
Last Meeting: Mar. 1, 2015, UT 79-49

2015-16 SCHEDULE

Nov. 7	Clayton State (Exh.)
Nov. 15	Mississippi Valley State
Nov. 18	at Dayton
Nov. 21	at Green Bay
Nov. 23	Presbyterian
Nov. 27	Indiana/Ohio/Austin Peay
Nov. 28	Indiana/Ohio/Austin Peay
Nov. 30	Air Force
Dec. 3	at Drexel
Dec. 5	ETSU
Dec. 10	Troy
Dec. 21	UT Martin
Dec. 29	New Mexico St.
Dec. 30	Texas A&M-CC/Fordham
Jan. 3	at Ole Miss
Jan. 7	South Carolina
Jan. 10	at Alabama
Jan. 14	LSU
Jan. 21	at Tennessee
Jan. 25	Alabama
Jan. 28	at Kentucky
Jan. 31	Georgia
Feb. 4	at Auburn
Feb. 8	at Arkansas
Feb. 11	Tennessee
Feb. 14	Kentucky
Feb. 18	at Florida
Feb. 21	Texas A&M
Feb. 25	Mississippi State
Feb. 28	at Missouri

MEDIA CONTACT INFO

David Dawson, Basketball SID
david.dawson@vanderbilt.edu
2601 Jess Neely Dr., Nashville, TN 37212
Office: (615) 343-5823 • **Cell:** (404) 788-501
Press Row: (615) 320-0436 • **Fax:** (615) 343-3618
www.vucommODORES.com

**KENTUCKY
WILDCATS**

1-25 | LEXINGTON, KY

QUICK FACTS

Location: Lexington, Ky.
Arena: Memorial Coliseum (8,000)
Colors: Blue and White
President: Dr. Eli Capilouto
Enrollment: 30,000
Director of Athletics: Mitch Barnhart
Conference: Southeastern

COACHING STAFF

Head Coach (Alma Mater/Year): Matthew Mitchell (Mississippi State '95)
Record/Years at UK: 194-81/8
Career Record/Years: 224-110/10
Assistant Coaches: Adeniyi Amadou (Indiana Univ. of Pa., '08), Tamika Williams (Connecticut '02), Camryn Whitaker (WKU '05)

SEASON OUTLOOK

2014-15 Record: 24-10
2014-15 Conf. Record/Finish: 10-6/T-4th
Postseason: NCAA Second Round
Starters Back/Lost: 3/2
Letterwinners Back/Lost: 6/5
Newcomers: 7
Series Record: UT 53-10
Last Meeting: Mar. 7 2015, UT 75-64

2015-16 SCHEDULE

Nov. 8	Union University (Exh.)
Nov. 13	Rice
Nov. 15	at Arizona State
Nov. 18	Morehead State
Nov. 22	Colorado
Nov. 25	Eastern Michigan
Nov. 29	Jackson State
Dec. 2	at Northern Kentucky
Dec. 10	Louisville
Dec. 13	at Middle Tennessee
Dec. 20	Duke
Dec. 28	Tennessee State
Jan. 3	at Auburn
Jan. 7	Alabama
Jan. 10	at Georgia
Jan. 14	South Carolina
Jan. 17	Auburn
Jan. 21	at Ole Miss
Jan. 25	Tennessee
Jan. 28	Vanderbilt
Jan. 31	at Florida
Feb. 4	at South Carolina
Feb. 7	LSU
Feb. 14	at Vanderbilt
Feb. 18	at Mississippi State
Feb. 21	Arkansas
Feb. 25	Missouri
Feb. 28	at Texas A&M

MEDIA CONTACT INFO

Evan Crane, Basketball SID
wesley.crane@uky.edu
Joe Craft Center
338 Lexington Ave., Lexington, KY 40506
Office: (859) 257-8431 • **Cell:** (270) 559-8120
Press Row: (859) 323-5900 • **Fax:** (859) 323-4310
www.UKathletics.com

**MISSISSIPPI STATE
BULLDOGS**

1-28 | STARKVILLE, MISS.

QUICK FACTS

Location: Starkville, Miss.
Arena: Humphrey Coliseum (10,500)
Colors: Maroon and White
President: Dr. Mark E. Keenum
Enrollment: 20,873
Director of Athletics: Scott Stricklin
Conference: Southeastern

COACHING STAFF

Head Coach (Alma Mater/Year): Vic Schaefer (Texas A&M '84)
Record/Years at MSU: 62-38/3
Career Record/Years: 142-148/10
Associate Head Coach: Johnnie Harris (Arkansas Baptist '96)
Assistant Coaches: Elena Lovato (Pittsburg State '08), Dionnah Jackson (Oklahoma '05)

SEASON OUTLOOK

2014-15 Record: 27-7
2014-15 Conf. Record/Finish: 11-5/3rd
Postseason: NCAA 2nd Round
Starters Back/Lost: 3/2
Letterwinners Back/Lost: 10/4
Newcomers: 5
Series Record: UT 36-0
Last Meeting: Feb. 1, 2015, UT 79-67

2015-16 SCHEDULE

Nov. 10	Mississippi College (Exh.)
Nov. 13	Samford
Nov. 21	Gambling
Nov. 24	Mississippi Valley State
Nov. 27	Norfolk State
Nov. 29	Savannah State
Dec. 2	at Texas
Dec. 6	Tennessee State
Dec. 13	at Louisiana Tech
Dec. 16	Southern Miss
Dec. 19	vs. Florida Gulf Coast
Dec. 20	vs. Western Michigan
Dec. 21	vs. SMU
Dec. 28	Southwestern Louisiana
Dec. 30	at South Florida
Jan. 3	at Florida
Jan. 7	Auburn
Jan. 10	Arkansas
Jan. 14	at Missouri
Jan. 18	Ole Miss
Jan. 21	at Georgia
Jan. 24	South Carolina
Jan. 28	Tennessee
Jan. 31	at Arkansas
Feb. 4	at LSU
Feb. 7	Missouri
Feb. 11	at Texas A&M
Feb. 18	Kentucky
Feb. 21	at Ole Miss
Feb. 25	at Vanderbilt
Feb. 28	Alabama

MEDIA CONTACT INFO

Brock Turnipseed, Basketball SID
btturnipseed@athletics.msstate.edu
P.O. Box 5308, Mississippi State, MS 39762
Office: (662) 325-7556 • **Cell:** (662) 418-7409
Press Row: (662) 325-3776 • **Fax:** (662) 325-3656
www.hailstate.com



GENERAL

STAFF

PLAYERS

REVIEW

HISTORY

FACILITIES

NCAA

SEC

RECORDS

MEDIA INFO

ALABAMA CRIMSON TIDE

1-31 | KNOXVILLE

2-25 | TUSCALOOSA, ALA.

QUICK FACTS

Location: Tuscaloosa, Ala.
Arena (Capacity): Foster Auditorium (3,800)
Colors: Crimson and White
President: Dr. Stuart Bell
Enrollment: 36,155
Director of Athletics: Bill Battle
Conference: Southeastern

COACHING STAFF

Head Coach (Alma Mater/Year): Kristy Curry (Northeast Louisiana, '88)
Record/Years at UA: 27-35/2
Career Record/Years: 336-184/16
Assistant Coaches: Kelly Curry (Texas A&M '90), Shereka Wright (Purdue '04),

SEASON OUTLOOK

2014-15 Record: 13-19
2014-15 Conf. Record/Finish: 2-14/14th
Postseason: None
Starters Back/Lost: 4/1
Letterwinners Back/Lost: 9/3
Newcomers: 5
Series Record: UT 48-2
Last Meeting: Feb. 19, 2015, UT 77-56

2015-16 SCHEDULE

Nov. 9	Faulkner (Exh.)
Nov. 13	Alabama A&M
Nov. 16	Appalachian State
Nov. 22	Mississippi Valley State
Nov. 24	Georgia State
Nov. 27	vs. Middle Tennessee State
Nov. 28	vs. Utah Valley
Dec. 2	at UT Martin
Dec. 6	Alcorn State
Dec. 12	Georgetown
Dec. 14	North Florida
Dec. 18	at Georgia Tech
Dec. 20	Grambling State
Dec. 28	Lipscomb
Jan. 3	LSU
Jan. 7	at Kentucky
Jan. 10	Vanderbilt
Jan. 14	at Auburn
Jan. 17	Georgia
Jan. 21	at Florida
Jan. 25	at Vanderbilt
Jan. 28	Texas A&M
Jan. 31	at Tennessee
Feb. 4	Ole Miss
Feb. 7	Auburn
Feb. 11	at Missouri
Feb. 18	at Arkansas
Feb. 22	South Carolina
Feb. 25	Tennessee
Feb. 28	at Mississippi State

MEDIA CONTACT INFO

David Waxman, Basketball SID
dwaxman@athletics.tamu.edu
P.O. Box 30017, College Station, TX 77845
Office: (979) 862-5423 • **Cell:** (832) 326-2863
Press Row: (979) 862-6944 • **Fax:** (979) 845-6825
www.aggieathletics.com

TEXAS A&M AGGIES

2-7 | COLLEGE STATION, TEXAS

QUICK FACTS

Location: College Station, Texas
Arena: Reed Arena (12,989)
Colors: Maroon and White
Interim President: Michael K. Young
Enrollment: 64,000
Director of Athletics: Eric Hyman
Conference: Southeastern

COACHING STAFF

Head Coach (Alma Mater/Year): Gary Blair (Texas Tech '72)
Record/Years at TAMU: 187-119/12
Career Record/Years: 695-282/30
Associate Head Coach: Kelly Bond-White (Illinois '98)
Assistant Coaches: Bob Starkey, Amy Wright (Arkansas '02)

SEASON OUTLOOK

2014-15 Record: 23-10
2014-15 Conf. Record/Finish: 10-6/T-4th
Postseason: NCAA First Round
Starters Back/Lost: 4/1
Letterwinners Back/Lost: 8/5
Newcomers: 3
Series Record: UT 6-1
Last Meeting: Jan 8, 2015, UT 81-58

2015-16 SCHEDULE

Nov. 13	Texas State
Nov. 18	Duke
Nov. 21	TCU
Nov. 27	Cal
Nov. 28	Ohio State
Dec. 4	Hawaii
Dec. 5	BYU
Dec. 7	SMU
Dec. 12	DePaul
Dec. 20	Oklahoma
Dec. 22	Little Rock
Dec. 29	Prairie View A&M
Jan. 3	Georgia
Jan. 7	Arkansas
Jan. 10	LSU
Jan. 14	Ole Miss
Jan. 17	South Carolina
Jan. 21	Missouri
Jan. 28	Alabama
Jan. 31	South Carolina
Feb. 4	Florida
Feb. 7	Tennessee
Feb. 11	Mississippi State
Feb. 15	Ole Miss
Feb. 18	LSU
Feb. 21	Vanderbilt
Feb. 25	Auburn
Feb. 28	Kentucky

MEDIA CONTACT INFO

David Waxman, Basketball SID
dwaxman@athletics.tamu.edu
P.O. Box 30017, College Station, TX 77845
Office: (979) 862-5423 • **Cell:** (832) 326-2863
Press Row: (979) 862-6944 • **Fax:** (979) 845-6825
www.aggieathletics.com

SOUTH CAROLINA GAMECOCKS

2-15 | KNOXVILLE

QUICK FACTS

Location: Columbia, S.C.
Arena: Colonial Life Arena (18,000)
Colors: Garnet and Black
President: Dr. Harris Pastides
Enrollment: 32,972
Director of Athletics: Ray Tanner
Conference: Southeastern

COACHING STAFF

Head Coach (Alma Mater/Year): Dawn Staley (Virginia '92)
Record/Years at USC: 155-74/7
Career Record/Years: 327-154/15
Associate Head Coach: Lisa Boyer (Ithaca '79)
Assistant Coaches: Nikki McCray-Penson (Tennessee '95), Fred Chmiel (Excelsior '01)

SEASON OUTLOOK

2014-15 Record: 34-3
2014-15 Conf. Record/Finish: 15-1/T-1st
Postseason: NCAA Final Four
Starters Back/Lost: 3/2
Letterwinners Back/Lost: 11/3
Newcomers: 5 (2 transfers redshirting)
Series Record: UT 47-5
Last Meeting: Mar. 8, 2015, USC, 62-46

2015-16 SCHEDULE

Nov. 6	Newberry (Exh.)
Nov. 13	Ohio State
Nov. 15	UNC Greensboro
Nov. 18	at Clemson
Nov. 22	at UCLA
Nov. 27	vs. Arizona State
Nov. 28	vs. CSU Bakersfield
Nov. 29	at Hawaii
Dec. 6	Duke
Dec. 13	Winthrop
Dec. 16	Hampton
Dec. 20	vs. East Carolina
Dec. 22	Elon
Jan. 3	Arkansas
Jan. 7	at Vanderbilt
Jan. 10	Missouri
Jan. 14	at Kentucky
Jan. 17	Texas A&M
Jan. 21	at Auburn
Jan. 24	at Mississippi State
Jan. 28	Ole Miss
Jan. 31	at Texas A&M
Feb. 4	Kentucky
Feb. 8	UConn
Feb. 11	Florida
Feb. 15	at Tennessee
Feb. 18	Georgia
Feb. 22	at Alabama
Feb. 25	at Ole Miss
Feb. 28	LSU

MEDIA CONTACT INFO

Diana Koval, Basketball SID
dkoval@mailbox.sc.edu
Rice Athletics Center
1304 Heyward St., Columbia, SC 29208
Office: (803) 777-7977 • **Cell:** (314) 369-6050
Press Row: (803) 777-6182 • **Fax:** (803) 777-2967
www.GamecocksOnline.com





OLE MISS REBELS

2-18 | KNOXVILLE

QUICK FACTS

Location: Oxford, Miss.
Arena: C.M. "Tad" Smith Coliseum (8,867)
Colors: Cardinal Red and Navy Blue
Chancellor: Dr. Morris Stocks
Enrollment: 22,286
Director of Athletics: Ross Bjork
Conference: Southeastern

COACHING STAFF

Head Coach (Alma Mater/Year): Matt Insell (MTSU '07)
Record/Years at UM: 31-34/2
Career Record/Years: Same
Assistant Coaches: Alex Simmons (Tennessee '08), Todd Schafer (Thomas More '95), Brittany Hudson (Georgia State '08)

SEASON OUTLOOK

2014-15 Record: 19-14
2014-15 Conf. Record/Finish: 7-9/T-7th
Postseason: WNIT 3rd Round
Starters Back/Lost: 2/3
Letterwinners Back/Lost: 7/5
Newcomers: 5
Series Record: UT 43-7
Last Meeting: Feb. 12, 2015, UT 69-49

2015-16 SCHEDULE

Nov. 13	Mississippi Valley State
Nov. 15	UL Lafayette
Nov. 19	Missouri State
Nov. 22	at Middle Tennessee State
Nov. 27	at Stony Brook
Nov. 29	at Wagner
Dec. 2	Western Kentucky
Dec. 6	Arkansas-Pine Bluff
Dec. 12	at Southern Miss
Dec. 14	New Orleans
Dec. 16	Tulane
Dec. 19	McNeese State
Dec. 29	Alabama A&M
Jan. 3	Vanderbilt
Jan. 7	at LSU
Jan. 10	Florida
Jan. 14	at Texas A&M
Jan. 18	at Mississippi State
Jan. 21	Kentucky
Jan. 28	at South Carolina
Jan. 31	Missouri
Feb. 4	at Alabama
Feb. 7	at Georgia
Feb. 11	Auburn
Feb. 15	Texas A&M
Feb. 18	at Tennessee
Feb. 21	Mississippi State
Feb. 25	South Carolina
Feb. 28	at Arkansas

MEDIA CONTACT INFO

Jessica Poole, Basketball SID
jepoole1@olemiss.edu
P.O. Box 217, University, MS 38677
Office: (662) 915-7896 • **Cell:** (662) 915-7522
Press Row: (662) 236-1931 • **Fax:** (662) 915-7006
www.olemisssports.com

LSU TIGERS

2-21 | BATON ROUGE, LA.

QUICK FACTS

Location: Baton Rouge, La.
Arena: Maravich Center (13,215)
Colors: Purple and Gold
Chancellor: Dr. F. King Alexander
Enrollment: 30,451
Director of Athletics: Joe Alleva
Conference: Southeastern

COACHING STAFF

Head Coach (Alma Mater/Year): Nikki Caldwell (Tennessee '94)
Record/Years at LSU: 83-50/4
Career Record/Years: 155-76/7
Assistant Coaches: Tasha Butts (Tennessee '04), Tony Perotti (Tennessee '08), Charlene Thomas-Swinson (Auburn '92)

SEASON OUTLOOK

2014-15 Record: 17-14
2014-15 Conf. Record/Finish: 10-6/T-4th
Postseason: NCAA First Round
Starters Back/Lost: 3/2
Letterwinners Back/Lost: 9/3
Newcomers: 3
Series Record: UT 47-13
Last Meeting: Jan. 22, 2015, UT 75-58

2015-16 SCHEDULE

Nov. 4	Union
Nov. 13	at Wake Forest
Nov. 15	UL-Monroe
Nov. 18	at Arkansas-Little Rock
Nov. 21	Long Beach St.
Nov. 23	at Tulane
Nov. 27	vs. Purdue
Nov. 28	vs. Louisville/Marist
Nov. 29	vs. TBD
Dec. 1	Texas Southern
Dec. 13	UC Santa Barbara
Dec. 19	at Rutgers
Dec. 21	at UConn
Dec. 28	Samford
Jan. 3	at Alabama
Jan. 7	Ole Miss
Jan. 10	Texas A&M
Jan. 14	at Vanderbilt
Jan. 17	at Florida
Jan. 21	Arkansas
Jan. 24	at Georgia
Jan. 28	at Missouri
Feb. 1	Auburn
Feb. 4	Mississippi St.
Feb. 7	at Kentucky
Feb. 14	Georgia
Feb. 18	at Texas A&M
Feb. 21	Tennessee
Feb. 25	Florida
Feb. 28	at South Carolina

MEDIA CONTACT INFO

Jennifer Rodriguez, Basketball SID
jrodriguez@lsu.edu
LSU Athletics Administration Bldg., Baton Rouge, LA 70803
Office: (225) 578-8204
Press Row: (225) 578-8226 • **Fax:** (225) 578-1861
www.LSUsports.net

GEORGIA BULLDOGS

2-28 | KNOXVILLE

QUICK FACTS

Location: Athens, Ga.
Arena: Stegeman Coliseum (10,523)
Colors: Red and Black
President: Jere Morehead
Enrollment: 35,197
Director of Athletics: Greg McGarity
Conference: Southeastern

COACHING STAFF

Head Coach (Alma Mater/Year): Joni Taylor (Alabama '02)
Record/Years at UGA: 1st season
Career Record/Years: 1st season
Assistant Coaches: Karen Lange (Iowa '96), Robert Mosley (Miles '99), Chelsea Newton (Rutgers '05)

SEASON OUTLOOK

2014-15 Record: 19-12
2014-15 Conf. Record/Finish: 6-10/10th
Postseason: None
Starters Back/Lost: 4/1
Letterwinners Back/Lost: 10/5
Newcomers: 3
Series Record: UT 50-13
Last Meeting: Mar. 6, 2015, UT 75-41

2015-16 SCHEDULE

Nov. 15	Stetson
Nov. 18	at Michigan State
Nov. 22	Georgia Tech
Nov. 24	Georgia Southern
Nov. 27	vs. BYU
Nov. 28	vs. CSUN/Penn State
Dec. 2	Mercer
Dec. 3	Kennesaw State
Dec. 6	Seton Hall
Dec. 8	Furman
Dec. 20	at Wright State
Dec. 23	Cincinnati
Dec. 28	Tennessee Tech
Jan. 3	at Texas A&M
Jan. 7	Missouri
Jan. 10	Kentucky
Jan. 14	at Florida
Jan. 17	at Alabama
Jan. 21	Mississippi State
Jan. 24	LSU
Jan. 28	Auburn
Jan. 31	at Vanderbilt
Feb. 4	at Missouri
Feb. 7	Ole Miss
Feb. 14	at LSU
Feb. 18	at South Carolina
Feb. 21	Florida
Feb. 25	Arkansas
Feb. 28	at Tennessee

MEDIA CONTACT INFO

Tray Littlefield, Basketball SID
trayl@sports.uga.edu
P.O. Box 1472, Athens, GA 30613
Office: (706) 542-9342 • **Home:** (205) 504-4566
Press Row: (706) 542-8052 • **Fax:** (706) 542-9339
www.georgiadogs.com



2015-16
**LADY VOL
STAFF**



HOLLY WARLICK

HEAD COACH

FOURTH YEAR AS HEAD COACH/31ST YEAR ON STAFF
TENNESSEE '81

■ THE WARLICK FILE

Born: June 11, 1958

Education:

Bearden High School (Knoxville, Tenn.), '76
B.S., Tennessee, '81
M.S., Virginia Tech, '83

Playing Career:

University of Tennessee (1976-80): three-time All-American, Women's Basketball Hall of Fame inductee, 1980 Olympic Team, first player at UT to have her jersey (#22) retired

■ COACHING CAREER

Year	School	Position
1981-83	Virginia Tech	Assistant Coach
1983-85	Nebraska	Assistant Coach
1985-2005	Tennessee	Assistant Coach
2005-12	Tennessee	Associate Head Coach
2012-Present	Tennessee	Head Coach



Talk about making an entrance. Check the list of women's basketball's current top programs, and you'll find that none of the head coaches forged the won-lost record that Holly Warlick has during her first three years sitting in the first chair.

The Lady Vol legend has produced an 86-20 record, including 42-6 in the SEC, during her initial three seasons as head coach at Tennessee. Her .811 overall winning percentage ranks her fifth among all active NCAA Division I head coaches, while her .875 conference winning percentage is best among all SEC skippers.

Without any previous head coaching experience at a lower division or outside the spotlight, Warlick stepped onto basketball's biggest stage and has impressively guided the Lady Vols to a pair of SEC regular-season championships (2013, 2015) and an SEC Tournament title (2014). She has two NCAA Elite Eight appearances to her credit and already has sent five Lady Vols to the WNBA all while maintaining a 100-percent graduation rate among Tennessee's players.

Whether as an All-America player from 1976-80, an assistant and associate head coach for 27 seasons from 1985 to 2012, or head coach from 2012 to present, Warlick has thrived during her more than three decades in the spotlight at Rocky Top. She enters her fourth year as head coach and 35th season of overall affiliation with the program hoping to build upon last season's 30-6 record, SEC regular-season co-championship and NCAA Elite Eight finish.

Vice Chancellor and Director of Athletics Dave Hart named Warlick head coach of the Lady Vols on April 18, 2012, as women's hoops legend Pat Summitt stepped into the role of head coach emeritus. In a touching and symbolic gesture the following day at a press conference announcing the changes, Summitt presented her coaching whistle to her long-time aide and former floor general.

Since that day, Warlick has proven beyond a shadow of a doubt that she was up to the monumental task. Despite being picked to finish as low as fifth in the SEC and 20th nationally, her first squad won the 2013 SEC regular season title and made the NCAA Elite Eight, finishing 27-8/14-2 despite injuries that forced players to miss a combined 53 games.

Her 2014 edition went 29-6/13-3, winning an SEC Tournament title and making it to the NCAA Sweet 16. Last season, her third team reached the 30-win plateau at 30-6/15-1, claiming a share of the regular-season SEC crown and charting the second NCAA Elite Eight appearance in her three seasons.

During Warlick's first three seasons, five Lady Vols have been taken in the WNBA Draft. Isabelle Harrison (1st Rd.), Cierra Burdick (2nd Rd.) and Ariel Massengale (3rd Rd.) were chosen in 2015, Meighan Simmons (3rd Rd.) was taken in 2014 and Kamiko Williams (2nd Rd.) was selected in 2013. Simmons was twice named SEC Player of the Year (2013, 2014) during her UT career.

On the international scene, Warlick became a gold medal coach in the summer of 2015, and two of her players joined her in earning that hardware. Warlick served as an assistant coach, while Mercedes Russell and Diamond DeShields played on the undefeated (6-0) USA World University Games Team in South Korea.

From 2012-15, Tennessee also has produced in the classroom, with 12 players earning a total of 20 spots on the SEC Academic Honor Roll. In 2015, Cierra Burdick became Warlick's first CoSIDA Academic All-American, gar-

nering second-team honors and also being named a UT Torchbearer, the most prestigious accolade at student at Tennessee can receive.

Warlick has been recognized personally for her performance. In 2013, members of the Women's Basketball Coaches Association named her the Spalding Maggie Dixon Division I Rookie Coach of the Year. She was selected by the AP and league coaches as the 2013 SEC Women's Basketball Coach of the Year, and members of the Tennessee Sports Writers Association also chose her as TSWA Women's Basketball Coach of the Year that season.

Warlick and her staff also continue to build for the future on the recruiting trail. They have welcomed seven McDonald's All-Americans in three seasons and feature two of the top three players in the 2013 signing class in Russell and DeShields as well as top-10 players in Bashaara Graves (No. 5, 2012) and Jaime Nared (No. 6, 2014). Te'a Cooper, a 2015 signee, was considered a top 5 player by several rating services.

After Warlick helped shape the direction of Lady Vol basketball as an assistant on Summitt's staff for more than a quarter of a century, the pupil took on greater responsibility and oversaw daily supervision of the basketball office during the 2011-12 season. She also handled a large measure of the media obligations after Summitt's Aug. 23, 2011, announcement regarding the diagnosis of early onset dementia, "Alzheimer's type."

Providing an excellent example of how people rally around each other, the Tennessee staff members pulled together remarkably in the face of that adversity. The end result was a 27-9 overall record, an SEC Tournament Championship and advancement to the NCAA Regional Final.

It's worth noting that Warlick was by Summitt's side, either as a player or an assistant, for 949 of the coach's NCAA-record 1,098 wins and all eight NCAA National Championships. Her value to the program has been evident for some time, as she had held the role of associate head coach since the 2005-06 campaign.

The WBCA also had recognized Warlick's contributions to Tennessee's success through the years, naming Warlick the nation's top assistant coach after she helped lead UT to its seventh national title in 2007. The NCAA Division I women's basketball coaches also recognized Warlick as one of the nation's top assistants in 1998, ranking her prominently in *The Women's Basketball Journal* poll.

In addition to the NCAA title and coaching honor in 2007, Warlick also teamed up for the first time with former fellow Lady Vol player and assistant Nikki Caldwell, the current head coach at LSU, to pursue her other passion. That pursuit is riding a motorcycle and raising money for the fight against breast cancer.

Warlick and Caldwell created the Champions For A Cause Foundation, a long haul motorcycle ride dedicated to raising funds and awareness for a cure for breast cancer. The charitable organization has raised and donated more than \$150,000. Past trips include the inaugural ride from San Francisco to Knoxville as well as trips from the Badlands to Las Vegas and from Knoxville to Key West, Fla., New Orleans, Niagara Falls and, most recently in 2013 and 2014, Panama City, Fla.

On Feb. 10, 2008, Warlick and Caldwell presented a \$10,000 check to the late N.C. State Head Coach Kay Yow and the Kay Yow/WBCA Cancer Fund. At Tennessee's "Live Pink, Bleed Orange" game vs. Vanderbilt on Feb. 17, 2013, three checks worth \$15,000 were presented by Champions for a Cause to the UT Breast Health Outreach Program, Kay Yow Cancer Foundation and the Brady James Foundation to help raise money for breast cancer research. Those presentations to organizations have become an annual event, thanks to fundraising efforts and the generosity of many.

Warlick also presented a special pink basketball to her sister, Marion Ferrill, prior to the start of that game in 2013. Ferrill was diagnosed with breast cancer in the fall of 2012 and was pronounced cancer free on Sept. 30 after undergoing surgery shortly after her diagnosis.

With all of her accomplishments in coaching and in her charitable endeavors it might be easy to overlook the fact that Warlick left just as powerful a mark on women's hoops as a player at UT. It doesn't seem that long ago that the



charismatic Knoxville native was flying up and down the court as an All-America Lady Vol point guard.

For more than three decades, Warlick has been considered the finest point guard ever to play for the Lady Vols. In addition to being selected to the CONVERSE/Lady Vol Team of the Decade for the 1980s in January of 1994, five different halls of fame opened their doors to her.

On Feb. 27, 2004, she was inducted into the Tennessee Sports Hall of Fame. In October 2002, she became a member of the University of Tennessee Lady Vol Hall of Fame in the second class of inductees. In June 2001, the Women's Basketball Hall of Fame selected Warlick as one of 10 inductees enshrined into the Hall for the Class of 2001. For the hometown girl, who grew up in the Rocky Hill section of Knoxville and graduated from Bearden High School, it was a dream-come-true.

In the summer of 1994, Warlick gained admission to her first hall of fame. She was honored as one of the City of Knoxville's finest all-time athletes with her inclusion in the Greater Knoxville Sports Hall of Fame.

Including the 2014-15 season, Warlick has invested 34 years in the program, having helped shape UT into a national powerhouse with tenure as both a player and a coach. Warlick's expertise and major contributions to the team as an assistant came from her work with the guards. Simmons, Massengale, Shekinna Stricklen, Kara Lawson, Angie Bjorklund and Shanna Zolman are just a few of the successful players Warlick helped recruit and coach as an assistant coach.

Warlick's association with the Lady Vols started in 1976 when she joined the program as a scholarship 400-meter track athlete who ended up walking on to the basketball team. Soon, she would become the most prolific player in the history of Tennessee Lady Vol basketball.

Warlick was the first player in Tennessee athletics (men or women) to have her jersey retired (number 22) at the end of her career in 1980. Bearden, her prep alma mater in Knoxville, retired Warlick's high school jersey (also No. 22) prior to a home football game on Oct. 26, 2012.

Known as a play-making wiz during her four years as UT's point guard, Warlick was once tabbed the "best player in the South." As a rookie, Warlick helped lead the Lady Vols to their first Final Four appearance in school history in 1977. She had no trouble adjusting her enthusiasm and knowledge of the game into the coaching role.

In 19 of the past 34 years Warlick has been affiliated with UT, she has found herself at the Final Four as a player

GENERAL

STAFF

PLAYERS

REVIEW

HISTORY

FACILITIES

NCAA

SEC

RECORDS

MEDIA INFO



(1977, 1979, 1980) or as a coach (1986, 1987, 1988, 1989, 1991, 1995, 1996, 1997, 1998, 2000, 2002, 2003, 2004, 2005, 2007 and 2008). Her best Final Four showing as a player was national championship runner-up in her senior season. As a coach, she has helped the Lady Vols grab the brass ring all eight times (1987, 1989, 1991, 1996, 1997, 1998, 2007 and 2008).

A three-time All-American while playing for Summitt from 1976-80, Warlick previously held UT records for most assists in a game (14), most steals in a contest (nine), most assists in a season (225) and most games in a career (142). She continues to hold the Lady Vol single-season steals record with 141 in 1978-79.

Warlick possesses vast international playing experience as well. In addition to being a member of the 1980 U.S. Olympic Team, which did not compete in the Moscow Olympics, Warlick and the 1980 U.S. team won gold at the 1980 FIBA Olympic Qualifying Tournament.

She also captured a gold medal playing for the USA at the 1979 FIBA World Championship, marking the first gold medal for the USA at the FIBA World Championships since 1957 and breaking a streak of five-straight golds by the USSR, a silver medal at the 1979 Pan American Games and gold at the 1979 R. William Jones Cup. Additionally, she served as a player representative on the USA BASKETBALL council and was a member of the USOC Advisory Council for Basketball.

In recognition of being a former Olympian, Warlick earned the distinct honor of running the Olympic torch through Knoxville as it made its way to the 1996 Olympic Games in Atlanta, Ga.

Post-collegiately, she was a WPBL All-Star, leading the Nebraska Wranglers to the championship of the Women's Professional Basketball League in 1981.

Prior to joining the Tennessee staff for the 1985-86 season, Warlick gained experience at two other stops on the coaching circuit. She was an assistant coach at Virginia Tech from 1981-83 and an assistant from 1983-85 at Nebraska.

A native of Knoxville, Warlick earned her B.S. in marketing from Tennessee in 1981 and her master's degree in athletic administration from Virginia Tech in 1983. Warlick added "biker" to her vitae in 2001. To commemorate her induction into the Women's Basketball Hall of Fame, a number of Warlick's friends got together and presented her with a Harley-Davidson "Sportster" motorcycle. Just six years later, Warlick already was using her love of the bike towards a greater cause, establishing the Champions For A Cause Foundation with Caldwell.



WARLICK YEAR-BY-YEAR

SCHOOL	YEARS	RECORD
at Tennessee <i>(player)</i>	1976-77	28-5
	1977-78	27-4
	1978-79	30-9
	1979-80	33-5
Totals	4 years	118-23
at Virginia Tech <i>(assistant)</i>	1981-82	16-12
	1982-83	13-12
	Totals	2 years
at Nebraska <i>(assistant)</i>	1983-84	16-12
	1984-85	10-18
	Totals	2 years
at Tennessee <i>(assistant)</i>	1985-86	24-10
	1986-87	28-6
	1987-88	31-3
	1988-89	35-2
	1989-90	27-6
	1990-91	30-5
	1991-92	28-3
	1992-93	29-3
	1993-94	31-2
	1994-95	34-3
	1995-96	32-4
	1996-97	29-10
	1997-98	39-0
	1998-99	31-3
	1999-00	33-4
<i>(associate head)</i>	2000-01	31-3
	2001-02	29-5
	2002-03	33-5
	2003-04	31-4
	2004-05	30-5
	2005-06	31-5
	2006-07	34-3
	2007-08	36-2
	2008-09	22-11
	2009-10	32-3
<i>(head coach)</i>	2010-11	34-3
	2011-12	27-9
	2012-13	27-8
	2013-14	29-6
	2014-15	30-6
Totals	30 years	916-142 (.866)
Career Totals	38 years	1090-219 (.833)

Overall record as a head coach: 86-20 (.811)

Overall record as an assistant coach: 886-176 (.834)

Overall record as a player: 118-23



KYRA ELZY

ASSOCIATE HEAD COACH/RECRUITING COORD.

FOURTH YEAR ON STAFF
TENNESSEE '99

With two positions to hire on her first staff as head coach at Tennessee, Holly Warlick looked to a former Lady Vol to fill the initial one. On April 26, 2012, Kyra Elzy answered the call to return to her alma mater and serve as assistant coach/recruiting coordinator.

Elzy, an associate head coach/recruiting coordinator at the University of Kentucky from 2008-12, came back to Knoxville to fill a vacancy created when Mickie DeMoss joined the staff of the WNBA's Indiana Fever. As she embarks on year four of her second stint in Knoxville, it is apparent that Elzy, Warlick and the rest of the staff form a winning combination.

Elzy's impact was recognized in September 2015, as she was promoted to associate head coach.

It didn't take long for the UT alumnus to make a difference for the Big Orange on the recruiting front. She helped Tennessee reel in the No. 3 signing class in the country for 2013 high school seniors, including a pair of McDonald's High School All-Americans (Jordan Reynolds, Mercedes Russell) and the nation's No. 1 player in Russell.

She continued her run in 2014 and 2015, directing efforts to land the nation's No. 6 signing class, anchored by McDonald's All-Americans Jaime Nared and Alexa Middleton, in 2014. She helped Tennessee add a pair of highly-touted guards in 2015, including McDonald's All-American Game co-MVP Te'a Cooper.

On the court, Elzy has helped Tennessee forge an 86-20 record over the first three seasons of the Holly Warlick era. During that time, Tennessee has gone 42-6 in SEC play, winning a pair of regular-season titles (2013, 2015) and a tournament crown in 2014. The Lady Vols also have made it to the NCAA Tournament three times, including the Elite Eight in two of the past three years.

Elzy has helped build depth in the wing group she coaches and saw her first Tennessee pupil drafted in 2015, as Cierra Burdick was taken in the second round by the Los Angeles Sparks. This season, her group is a talented quintet, and redshirt junior Jasmine Jones stands as her oldest.

As a successful role model on campus, Elzy was chosen as the 2013 keynote speaker for UT's fifth-annual Multicultural Student Symposium. She also was honored as the Lady Vols' SEC Legend during the 2013 conference tournament in Duluth, Ga.

In 2011-12, Elzy completed her fourth season at Kentucky, where she served as the recruiting coordinator and was responsible for coaching the guards of the 2012 SEC champion Wildcats. It marked her second season as associate head coach after being promoted in August 2010.

As a student-athlete at Tennessee from 1996-2001, Elzy's game excelled under the nation's all-time winningest coach in Summit. A four-year letterwinner who actually spent five seasons in a Lady Vol uniform after missing the 1998-99 season with an injury, Elzy was a member of two national championship teams (1997 and 1998) and a national runner-up squad (2000). During her time in Knoxville, she played in 126 games and earned the Holly Warlick Defensive Player of the Year award in 1997, the Unsung Hero Award in 1998 and was on the USA Today All-Injury Team that recognized athletes that competed while overcoming medical issues in 2000.

Elzy became just the fifth freshman in Tennessee history to start her first game as a Lady Vol when she started at guard in the 1996-97 season opener against Austin Peay. She also earned another distinction during her playing career, becoming the first UT player to earn her master's degree while still playing.

Also excelling in the classroom, Elzy was named to the 2000 and 2001 SEC Academic Honor Rolls. She was a

THE ELZY FILE

Born: Aug. 17, 1978

Education:

Oldham County High School (LaGrange, Ky.)
B.S., Tennessee, '99
M.S., Tennessee, '01

Playing Career:

Tennessee (1996-2001): four-year letterwinner, two-time NCAA champion (1997, 1998) and runner-up (2000), Holly Warlick Defensive Player of the Year

three-time member of the Lady Vol Academic Honor Roll (over a 3.0 GPA) and earned UT Dean's List honors each semester while in graduate school. She holds a bachelor's degree in psychology (1999) and a master's in cultural studies in education with an emphasis in sports psychology (2001).

As a coach at Kentucky, Elzy was considered one of the top recruiters in the nation and helped UK sign a top-10 recruiting class three-straight seasons, including the signing of four McDonald's High School All-Americans.

She was instrumental in helping UK advance to three consecutive NCAA Tournaments and chart back-to-back-back 20-win seasons, including two NCAA Elite 8 appearances in 2010 (losing to Oklahoma) and 2012 (losing to UConn).

Elzy's guards received SEC recognition in 2011-12, as A'dia Mathies was named the SEC Player of the Year and rookie Bria Goss was named the SEC Rookie of the Year.

Under Elzy's tutelage, Mathies received UK's first SEC Freshman of the Year honor in 2010 and was named UK's first freshman All-American since Valerie Still in 1980.

Prior to Kentucky, Elzy spent four years as an assistant coach at Kansas. As the recruiting coordinator, she helped the Jayhawks land their first top-20 signing class in 2007 under head coach Bonnie Henrickson. She also helped KU earn two postseason bids in her four seasons. In 2006-07, KU finished 17-16 overall and advanced to the third round of the WNIT, while guard Danielle McCray was named honorable mention All-Big 12.

Elzy made a coaching stop at Western Kentucky for two seasons under head coach Mary Taylor Cowles. She coordinated the recruiting efforts for the Lady Toppers and also worked with the guards and handtied individual workouts. The Lady Toppers posted 20+ wins in both of her seasons at WKU, and in 2002-03 WKU won the Sun Belt Conference championship and advanced to the NCAA Tournament. Elzy helped coach Sun Belt Player of the Year Shala Reese and Newcomer of the Year Tiffany Porter-Talbert. In 2003-04, WKU was the Sun Belt runner-up and advanced to the quarterfinals of the WNIT.

Prior to her first coaching job, Elzy spent one year as an administrative assistant under Henrickson at Virginia Tech. She was responsible for team travel, scheduling community service events and working with the women's basketball summer camps.

Her outstanding prep career earned her induction into the Kentucky Lions Club Hall of Fame in 2009 after a standout prep career at Oldham County High School. She had guided the Lady Colonels to four district championships, two regional titles and a state semifinal appearance during her prep career.

In addition to starting a new job at Tennessee in 2012, Elzy was wed that August to Dexter Lander.

GENERAL

STAFF

PLAYERS

REVIEW

HISTORY

FACILITIES

NCAA

SEC

RECORDS

MEDIA INFO





JOLETTE LAW

ASSISTANT COACH

FOURTH YEAR ON STAFF
IOWA '90

Jollette Law is in her fourth season as an assistant coach at the University of Tennessee. Formerly the head coach at the University of Illinois from 2007-12, Law joined the Lady Vol family on May 2, 2012, and is part of head coach Holly Warlick's first staff.

Law, who works with UT's guards, has helped the Lady Vols forge an 86-20 overall record and 42-6 SEC slate over the past three seasons. During that time, the Lady Vols have won three SEC championships (two regular season, one tourney) and made three NCAA Tournament appearances, including two Elite Eight finishes.

Among Law's pupils at Tennessee have been three guards who were taken in the WNBA Draft. Two-time SEC Player of the Year and 2,000-point scorer Meighan Simmons was a third-round pick in 2014, four-year starter Ariel Massengale was taken in the second round in 2015 and Kamiko Williams was a second-round choice in 2013. Massengale, one of only three players in school history to record 1,000 points and 500 assists, was a gold medalist for USA Basketball during the summer of 2013 with the World University Games.

This season, Law brings back veterans Andraya Carter and Jordan Reynolds, who've both earned conference honors for their play. She also welcomes freshman Te'a Cooper, who was named co-MVP of the 2015 McDonald's All-American Game after putting on a show in Chicago with 21 points.

On the recruiting front, Law helped Tennessee reel in the No. 3 signing class in the country in 2013, including a pair of McDonald's High School All-Americans (Jordan Reynolds, Mercedes Russell) and the nation's No. 1 player in Russell. In 2014, Tennessee added the No. 6 class in the nation, anchored by McDonald's All-Americans Jaime Nared and Alexa Middleton. The haul of top-ranked players continued in 2015, as prep senior Cooper was rated as high as No. 1 by some high school scouting services.

Long regarded as one of the top assistant coaches in the country, Law was named the seventh head women's basketball coach at the University of Illinois on May 11, 2007. During her tenure in Champaign, she led the Illini to a pair of postseason appearances while turning heads on the recruiting trail.

Law went to Illinois following 12 years on C. Vivian Stringer's staff at Rutgers, including her last four as associate head coach. Known as a dynamic recruiter during her time with the Scarlet Knights, Law wasted no time establishing herself as a top recruiter at Illinois.

In November of 2008, she inked the No. 3 recruiting class in the country and the top-rated signing class in Illinois school history. Law followed up the historic 2009 signing class by inking two more top-100 recruits in 2010 and one more in 2011.

On the court, Law led Illinois to 69 wins in five seasons, including two trips to the postseason WNIT. During her first season with the Illini in 2007-08, she guided the Illini to 20 victories, marking Illinois' first 20-win season since 1999-2000. The Orange and Blue made a historic run in the 2008 Big Ten Tournament, advancing to the championship game but falling just short of an NCAA Tournament bid in losing to Purdue on a buzzer-beater. The Illini earned a 2008 WNIT bid and advanced to the third round.

In 2008-09, Law had a young Illini squad playing its best basketball at the end of the season, as the team finished 6-5 in the final 11 games. That momentum carried over into 2009-10, when the Illini started 7-1 out of the gates and finished the season with 19 wins and a trip to the WNIT quarterfinals. The team finished strong down the stretch in both 2010-11 and 2011-12.

During Law's fourth season at the helm of the program, the Illini reached the Big Ten Tournament semifinals once again and downed No. 7-seed Wisconsin and No. 3-seed Michigan. Illinois followed up with five wins in the final half of the 2011-12 conference slate, including a victory over No. 10

THE LAW FILE

Born: Dec. 7, 1967

Education: Wilson High School (Florence, S.C.)
B.S., Iowa, '90

Playing Career: Iowa (1987-90); Kodak District V All-American, two-time All-Big Ten (1989, 1990), led UI to four Big Ten Championships, Member of Iowa Hall of Fame, Member of the Harlem Globetrotters (1991-94)

Ohio State, 66-65, at Assembly Hall.

In addition to the team's progress, Law helped develop Jenna Smith into one of the premier post players in the country. A 2010 Illinois graduate, Smith became the highest WNBA draft pick in school history when she was taken with the 14th overall pick by the Washington Mystics in the 2010 WNBA Draft. Smith left Illinois as the program's all-time leading scorer, rebounder and shot blocker, thanks in large part to Law's tutelage.

Before arriving at Illinois, Law made a name for herself as a driving force behind Rutgers' rise to the top of women's college basketball. During her tenure, the Scarlet Knights saw remarkable success, including two Final Fours, three Elite Eights and three Sweet Sixteen appearances, among them the 2007 national championship game in Cleveland versus the Lady Vols.

Rutgers compiled a record of 257-125 (.673) during Law's tenure in New Brunswick, N.J., winning BIG EAST regular season titles in both 2005 and 2006 and the BIG EAST Tournament title in 2007. The Scarlet Knights featured 22 All-BIG EAST honorees, three BIG EAST Defensive Players of the Year and three BIG EAST Rookies of the Year. They also produced seven All-America selections and had eight players drafted in the WNBA during that span.

Law was a three-time prep All-American at Wilson High School before graduating from the University of Iowa in 1990 with a degree in sports studies/corporate fitness. As the Hawkeyes' floor general, she helped Stringer lead the Hawkeyes to four consecutive Big Ten titles and a record of 105-18 from 1987-90. A Kodak District V All-American in 1990, she was a four-year letterwinner at Iowa and a two-time first-team All-Big Ten Conference selection (1989 and 1990).

Following her collegiate career, Law joined the Harlem Globetrotters from 1990-94 as the only female team member at the time, completing three worldwide tours with the team. As an ambassador of goodwill with the Globetrotters, she coordinated several basketball seminars and clinics in addition to her on-court performances. During her stint with basketball's greatest team, her picture was featured on Wheaties cereal boxes with her Globetrotter teammates, and she also appeared in M.C. Hammer's video for the song "Too Legit To Quit."

After her playing career came to a close, Law spent one season coaching at Ball State (1994-95) before joining Stringer at Rutgers.

Law has utilized her skills and talents to create opportunities to participate in various national projects, including the "Great American Workout" with former president George H.W. Bush, the 1992 Macy's Thanksgiving Day Parade and Project D.A.R.E. in St. Petersburg, Fla.

Law has made a big impact on her hometown of Florence, S.C. Jollette Law Day was celebrated on Dec. 22, 1990, when she was presented the key to the city. Then in September of 2008, Law was honored as the Florence School District One Distinguished Graduate



DEAN LOCKWOOD

ASSISTANT COACH

12TH YEAR ON STAFF/17TH YEAR AT TENNESSEE
SPRING ARBOR (MICH.) '82

Dean Lockwood is in his 12th year on the Lady Vol staff and in his 17th year of service to the University of Tennessee. He has worked alongside UT Head Coach Holly Warlick since July 2, 2004, when he became just the ninth assistant coach ever to serve under Pat Summitt at UT.

Since his return to Rocky Top, the Lady Vols have compiled a record of 332-61, captured seven SEC Tournament crowns and five SEC regular season championships, appeared in three NCAA Final Fours and won back-to-back national championships (2007 & 2008).

Five of Lockwood's pupils at Tennessee have developed into first-round picks in the WNBA Draft, including 2013 WNBA MVP and WNBA All-Star Game MVP Candace Parker, the No. 1 overall selection in 2008 by Los Angeles. Parker honed her craft under Lockwood's tutelage and remains one of the most well-known and highly-compensated women's players of all-time.

Isabelle Harrison followed in Parker's footsteps in 2015, also going in the first round of the WNBA Draft. The dynamic 6-foot-3 post player was taken with the 12th pick by Phoenix, even though she was out for the season with a knee injury sustained during her senior season.

The other three first-rounders are current WNBA All-Star Glory Johnson (No. 4, Tulsa, 2012), Kelley Cain (No. 7, New York, 2012) and Tye'sha Fluker (No. 10, Charlotte, 2006). Four others were drafted, including Shyra Ely (No. 14, 2nd Rd., San Antonio, 2005), Sidney Spencer (No. 25, 2nd Rd., Los Angeles, 2007), 2008 WNBA All-Rookie Team member Nicky Anosike (No.16, 2nd Rd., Los Angeles, 2008) and Vicki Baugh (No. 25, 3rd Rd., Tulsa, 2012).

In 2015-16, Lockwood welcomes back a very skilled group of posts, including seniors Bashaara Graves and Nia Moore, redshirt junior Jasmine Jones, sophomore Kortney Dunbar and redshirt sophomore Mercedes Russell. The 6-foot-6 Russell, the nation's No. 1-ranked prep player in 2013, is coming off a summer where she helped the USA World University Games team win a gold medal.

Graves, who went over the 1,000-point scoring mark in 2015, is within range of joining the 1,000-rebound club as well. If she were to hit that plateau, she would join Chamique Holdsclaw, Glory Johnson, Sheila Frost and Tamika Catchings as the only Lady Vols with 1,000 career points and rebounds.

Prior to joining the Lady Vol staff, Lockwood held the position of men's head coach at Saginaw Valley State University (Michigan) from 1998-2004. The Bay City, Mich., native returned to the Great Lakes Intercollegiate Athletic Conference after serving a year as assistant coach at Central Michigan University.

Prior to his CMU stint, Lockwood held the men's head coaching position at Northwood University (Michigan) from 1991-97. While there, he led the team to its first back-to-back winning seasons in 15 years. After posting an 18-9 record and a second-place finish in the Great Lakes Intercollegiate Athletic Conference North Division during the 1996-97 campaign, Lockwood was honored as the GLIAC Coach of the Year. In 1991-92, Lockwood directed the Northwood program in its transition from NAIA to NCAA Division II.

Additionally, in his capacity as a head coach at two different small-budget GLIAC programs from 1991-2004, he not only was successful in guiding both institutions into postseason play (one of only a handful of coaches to guide two schools in the GLIAC to postseason play), but he maintained a graduation rate of 80 percent during his tenure at both Saginaw Valley State and Northwood University.

THE LOCKWOOD FILE

Born: Oct. 30, 1959

Education: All Saints Central High School (Bay City, Mich.)
B.S., Spring Arbor (Mich.), '82
M.S., Central Michigan '89

Playing Career: Spring Arbor (1978-82): Four-year letter-winner, three-year starter at point guard, two-year team captain, offered pro contract to play in English Basketball Association

From 1986-1991, Lockwood served as an assistant for the University of Tennessee men's basketball team under head coach Don DeVoe and later Wade Houston. During his tenure as an assistant, Volunteer teams went 77-75, posting three consecutive winning seasons, made a pair of National Invitational Tournament trips and had an NCAA Tournament bid in 1989 after an 18-9 regular season. In addition to his assistant coaching duties at Tennessee, Lockwood also served as a special assistant to the director of alumni programs from 1989-91.

In his role as an assistant coach in the men's game, Lockwood was heavily involved in player development through the years. He has coached seven NBA draft picks as well as one other player who played in the NBA.

Lockwood's first full-time coaching position was as men's assistant coach at the U.S. Military Academy at West Point from 1983-86. In 1984-85, he helped Army to its best record and only winning season since 1978. Lockwood cut his teeth in the coaching profession as a men's graduate assistant at Central Michigan in 1982-83.

In addition to his head and assistant coaching duties, Lockwood conducted coaching and playing clinics in Great Britain for eight years and was a consultant and clinician for the Welsh Basketball Association. He has also done coaching clinics in Poland. He has served as the summer camp director at Saginaw Valley State, Northwood and West Point, as well. For 12 summers Lockwood directed very successful shooting and offensive moves camps in Michigan. In previous summers, Lockwood has also spent time observing at Pete Newell's Big Man Camp and the NBA pre-draft camp in Chicago, Ill.

As a collegiate player, Lockwood was a four-year letterwinner at Spring Arbor College (Mich.), a three year starter at point guard, and a captain for two seasons. He helped lead the squad to a single-season school record in wins and was offered a contract to play professional basketball in the English Basketball Association.

Lockwood earned a bachelor's degree in secondary education from Spring Arbor in 1982, majoring in English and secondary education. He earned a master's degree in counseling and personal and student development from Central Michigan University in 1989.

On Oct. 19, 2008, Lockwood was inducted into the Bay County (Mich.) Sports Hall of Fame for his career accomplishments. He also was inducted into the Spring Arbor (Mich.) University Athletic Hall of Fame on Oct. 8, 2010.

Active in the Fellowship of Christian Athletes for many years, Lockwood has been a guest speaker at numerous coaching clinics, FCA functions and community events. As a lifelong runner, Lockwood has participated in numerous 5K, 10K and 20K races around the country. Additionally, he enjoys reading and traveling in his spare time.

GENERAL

STAFF

PLAYERS

REVIEW

HISTORY

FACILITIES

NCAA

SEC

RECORDS

MEDIA INFO





PAT SUMMITT

HEAD COACH EMERITUS

FOURTH YEAR AS HEAD COACH EMERITUS/42ND YEAR ON STAFF
TENNESSEE-MARTIN '74

For four decades, the University of Tennessee Lady Vol basketball program has been among the nation's elite and has changed the way women's collegiate hoops is perceived across the country.

No one did a better job of managing what goes on inside the 94x50 rectangle known as a collegiate basketball court than the UT legend. Her unfathomable victories, eight NCAA Championships and 32 combined Southeastern Conference titles speak to her incredible management and mastery of the 4,700 square feet of round ball real estate. And few have even come close to accomplishing what she did outside the lines for those 38 years as head coach (1974-2012). To her peers, she is forthright, well-respected, ethical, and a winner who serves as a shining example in the sport of collegiate basketball and beyond.

"She" is Pat Head Summitt, head coach emeritus of the University of Tennessee Lady Volunteer basketball team, who concluded a 38-year tenure at the helm of the Lady Vols on April 18, 2012, with a 1,098-208 overall record after raising the bar in the collegiate basketball world every time she stepped out on the court.

On Aug. 23, 2011, Summitt may have raised the bar on courage, as she bravely revealed the toughest opponent she will ever have to battle, early onset dementia, "Alzheimer's Type," after the doctors at the Mayo Clinic diagnosed her at the age of 59. To be sure, Summitt took on this invisible opponent with her signature game plan.

The Tennessee skipper didn't look at it as a bold move; rather continuing her lifelong practice of both herself and her program being an open book.

In the 2011-12 season, the most demanding on Summitt and her program, the Lady Vols finished the year with a 27-9 overall record and carried the banner as the 2012 SEC Tournament Champions.

UT finished the year losing to No. 1-ranked Baylor while battling for a spot in the NCAA Final Four. The Lady Vols were stopped just short of their goal of cutting down nets in Denver, site of the 2012 Final Four.

All season long, all eyes were on Summitt and her team. They were greeted in arenas nationwide with standing-ovation tributes to Summitt, as she guided her team through the nation's toughest schedule while playing in front of a sea of "We Back Pat" t-shirts.

The "We Back Pat" campaign sprang up overnight and went viral in the social media world following Summitt's medical announcement. A t-shirt was born with the slogan, and proceeds started pouring into Summitt-picked organizations, Alzheimer's Tennessee and the University of Tennessee Medical Center.

In November 2011, Summitt announced the formation of her foundation, the Pat Summitt Foundation Fund, with the proceeds going toward cutting-edge research. On May 31, 2012, the Southeastern Conference and its member institutions announced an incredibly-generous contribution, donating \$100,000 to the effort. On June 13, 2012, NASCAR driver and Knoxville native Trevor Bayne, in conjunction with YourRaceCar.com, announced he would be driving a "We Back Pat" themed car in the Aug. 24 Nationwide Series Food City 250 race in Bristol to help raise awareness for the foundation. The site of the race, Bristol Motor Speedway, also announced that Summitt would be serving as grand marshal and commanding the drivers to "start your engines."

Summitt received a \$1000 donation from Food City for her foundation, and YourRaceCar.com helped raise more than \$10,000 for the cause from the "We Back Pat" car and merchandise sales. Tennessee Titans owner K.S. "Bud" Adams also aided the foundation, as he contributed \$25,000 on Sept. 9, 2012. On that date, he also had Summitt serve as the esteemed "12th Titan" at the NFL franchise's season opener vs. New England. Many more recognitions and donations have followed since then.

In announcing her diagnosis in August of 2011, Pat was being just Pat, but a number of organizations hailed her courage to come forward.

The United States Sports Academy awarded Summitt its 2011 Mildred "Babe" Didrikson Zaharias Courage Award for her indomitable spirit in her public battle with early-onset dementia, Alzheimer's type. On Oct. 4, it was announced that Summitt would receive the 2011 Maggie Dixon Courage Award. Also in October, The Huffington Post named Summitt a 2011 Game Changer - an innovator, leader and role model who is changing the way we look at the world and the way we live in it. The Tennessee Communication Association selected Summitt for its most prestigious award, Communicator of the Year.

The honors continued. Among those was Summitt being announced by President Barack Obama as the recipient of the Presidential Medal of Freedom on April 19, 2012, and honored at the White House on May 29. She also earned a Lifetime Achievement Award from the President's Council on Physical Fitness, Sports & Nutrition on May 3 and was named a member of the U.S. Department of State's Council to Empower Women and Girls Through Sports on June 21. Additionally, she has been announced as the Tennessee Sports Hall of Fame's 2012 Tennessean of the Year, the winner of the 2012 Pop Warner Female Achievement Award and the 2012 Global ATHENA Leadership Award, the recipient of NACDA's 2012 Michael J. Cleary Merit of Honor Award and the recipient of the Arthur Ashe Courage Award, which was presented to her by former Vol and current NFL quarterback Peyton Manning after a poignant video tribute on July 11 at the 2012 ESPYs in Los Angeles.

Recognition continued to come Summitt's way in summer 2012, as she received the Billie Jean King Legacy Award, presented by the USTA in New York, the UT Alumni Association's Distinguished Alumna Award and the Knoxville Association of Women Executives Notable Woman Award. The Billie Jean King Legacy Award honors individuals whose outstanding courage and contributions have helped to change the global cultural landscape.

The incomparable Summitt built collegiate basketball's "hoopdom" at Tennessee. A program developed tirelessly, diligently and successfully by Summitt, her staff and the 161 student-athletes who were fortunate enough to don the orange and white jerseys of the Tennessee Lady Volunteers during her tenure.

A review of Summitt's résumé shows she kept her elite program in the winner's circle for almost four decades, producing a mind-boggling record of 1,098-208 (.840) that included the most victories in NCAA basketball history. During her tenure, the Lady Vols won eight NCAA titles as well as a combined 32 Southeastern Conference tournament and regular season championships. Tennessee made an unprecedented 31 consecutive appearances in the NCAA Tournament and

produced 12 Olympians, 34 WNBA players, 21 WBCA/Kodak/State Farm All-Americans earning 36 honors, and 39 All-SEC players earning 82 recognitions. Along with the success on the court, Summitt's student-athletes had tremendous productivity in the classroom. Coach Summitt held a 100 percent graduation rate for all Lady Vols who completed their eligibility at Tennessee.

Her honors and achievements over the years number in the hundreds. The *Sporting News* named the 50 Greatest Coaches of All-Time. Summitt was voted the 11th best of all-time and was the only woman on the list. She was inducted into the Women's Basketball Hall of Fame on June 5, 1999, the Naismith Memorial Basketball Hall of Fame on October 13, 2000, and the FIBA Hall of Fame on June 19, 2013. Other accolades include a resolution by the U.S. House of Representatives on June 5, 2009; an honorary doctorate from the United States Sports Academy on May 19, 2009; receiving the 2009 WNBA Inspiring Coach Award on April 7, 2009, and being honored by her peers with the RUSSELL ATHLETIC/WBCA Victory Club Award for 1,000 career wins on April 6, 2009. She was inducted as the third member of the Tennessee Women's Hall of Fame on June 17, 2011, and was announced on Dec. 5 as the 2011 *Sports Illustrated* Sportswoman of the Year alongside 2011 Sportsman of the Year, Duke men's basketball coach Mike Krzyzewski.

Much like the Presidential Medal of Freedom, a couple of other honors recognized her career longevity and the impact she has made on sports and American culture. On May 17, 2012, the Women's Sports Foundation/espnw/Women in Cable Telecommunications observed the 40-year anniversary of Title IX by creating a 40 FOR 40 list of those who have been key figures in the growth of women's sports. Summitt, of course, was on that list. The NCAA also honored her legacy, and that of UCLA men's basketball coaching great John Wooden, by naming a room in its new Myles Brand headquarters building the Summitt-Wooden Room on June 19, 2012.

ESPN paid tribute to her impact on women in sports during the summer of 2013, creating the documentary film, "Pat XO," for its Nine for IX series. ABC's Robin Roberts was the executive producer of the film, which was screened at a private event in the Regal Riviera Theatre in downtown Knoxville on June 26 and made its ESPN world television premiere on July 9.

The University of Tennessee also honored Summitt in three additional ways in 2013. First, she was inducted into the Lady Vol Hall of Fame on Nov. 2. Next, her banner was raised to the rafters in Thompson-Boling Arena on Jan. 28. Then, on June 26, it was announced that Pat Summitt Plaza, featuring a statue of the legendary coach, would be built at the corner of Lake Loudoun Blvd. and Phillip Fulmer Way.

▶ THE LEGACY OF PAT SUMMITT

SOME MAJOR CAREER ACCOMPLISHMENTS

- Her program maintained a 100-percent graduation rate for players who completed their eligibility at Tennessee.
- In August of 2012, the 122nd player under her watch graduated and entered graduate school for her final playing season as a Lady Vol.
- In 38 seasons as head coach at Tennessee (1974-2012), she produced a 1,098-208 record (.840).
- Summitt's career victory total is the most of any coach in the history of NCAA men's or women's basketball.
- She guided her teams to eight NCAA National Championships (1987, 1989, 1991, 1996, 1997, 1998, 2007, 2008).
- Tennessee made an unprecedented 31-consecutive appearances in the NCAA Tournament and advanced to a record 18 NCAA Final Fours, winning eight times and finishing second on five occasions.
- Her squads won a combined 32 SEC regular season and tournament championships (16 regular season/16 tournament).
- Tennessee's record during 33 years of play in the SEC under her watch was 317-44 (.878) in the regular season and 69-17 (.802) during the postseason tournament.
- She produced 21 WBCA/Kodak/State Farm All-Americans who earned 36 honors.
- A total of 39 of her players earned All-SEC distinction, combining to garner 82 honors.
- Twelve of her players went on to compete in the Olympic Games.
- Sent 34 of her players on to the WNBA, including 15 drafted in the first round and three picked No. 1 overall.
- As of 2012, 78 who were mentored by Summitt in the UT program worked in basketball coaching or administrative positions.
- Coached U.S. Olympic Women's Basketball Team to gold medal at 1984 Los Angeles Olympiad.
- Also selected as assistant on 1980 U.S. Olympic Team and for various other international competitions.
- Was co-captain player on silver-medal-winning 1976 U.S. Olympic squad while employed as coach at Tennessee.

A FEW OF HER COACHING AWARDS

- Summitt was named as the Naismith Coach of the Century in April 2000.
- In July 2009, *The Sporting News* named the "50 Greatest Coaches of All-Time." Summitt was voted 11th and was the only woman on the list.
- She became the first female recipient of the Legends of Coaching Award, which was adopted by the John R. Wooden Award Committee in 1999. The award recognizes the lifetime achievement of coaches who exemplify the late Coach Wooden's high standards of coaching success and personal achievement.
- After winning her eighth NCAA title, Summitt received the prestigious John R. Wooden Legends of Coaching lifetime achievement award in Los Angeles, Calif., on April 12, 2008.
- In 1990, Summitt received the most prestigious award given by the Basketball Hall of Fame, the John Bunn Award. Summitt was the first female to receive the award in the Hall's history.
- Named 2011 *Sports Illustrated* Sportswoman of the Year (along with Sportsman of the Year, Duke men's coach Mike Krzyzewski on Dec. 6, 2011).
- Summitt was named 1987, 1989, 1994, 1998 and 2004 Naismith College Coach of the Year and 1998 AP Coach of the Year.
- She was chosen WBCA/Converse Coach of the Year in 1983 and 1995 and the IKON/WBCA Coach of the Year in 1998.
- She was named SEC Coach of the Year eight times (1993, 1995, 1998, 2001, 2003, 2004, 2007, 2011).

HALL OF FAME MEMBERSHIP

- Summitt was inducted into the Naismith Memorial Basketball Hall of Fame in Springfield, Mass., on Oct. 13, 2000, the first time she was eligible for the Hall's ballot.
- A little more than a year earlier, Summitt was inducted into the Women's Basketball Hall of Fame in the 1999 inaugural class.
- In October 1990, Summitt was enshrined in the Women's Sports Foundation Hall of Fame at a gala event in New York City.
- In April 1996, she was inducted into the National Association for Sport and Physical Education's Hall of Fame.
- She was inducted into the Tennessee Women's Hall of Fame on June 17, 2011.
- Summitt was a 2003 inductee into the Tennessee Sports Hall of Fame.
- The Greater Knoxville Sports Hall of Fame welcomed her in 1992.
- In November 2012, Summitt was inducted into the Lady Vol Hall of Fame.





MICHAEL BEAUMONT

DIRECTOR OF OPERATIONS

FOURTH YEAR ON STAFF
CENTRAL ARKANSAS '00

In assembling her staff, Tennessee head women's basketball coach Holly Warlick's third hire was Director of Basketball Operations Michael Beaumont. He now is in year four in that capacity.

Previously, Beaumont was on the staff at Ole Miss as the Assistant Athletics Director for Football Operations from January 2008-12 working for (then) head football coach Houston Nutt.

"I have known Michael for a number of years and have always been impressed with the way he goes about his business," said Warlick. "Houston Nutt had nothing but glowing things to say about him and it will be great to have Michael's operations knowledge and experience on our staff."

A graduate of the University of Central Arkansas (2000, B.S.E in Health Education) and Arkansas State (1994, B.S. in Kinesiology & Exercise Science), Beaumont worked as an academic counselor for the University of Arkansas men's athletics department (2006-08), working primarily with football, before joining the Rebels.

It was during his time in the high school ranks that Nutt took notice of his abilities and invited Beaumont to join his staff at the University of Arkansas in 2006.

In 2008, Beaumont remained with Nutt's staff in a move that brought him new duties at the University of Mississippi. At Ole Miss, Beaumont was the personal assistant to the head coach and the head administrator for all matters that related to the staff, the student athletes and the program. Beaumont also served as one of the main contacts and liaison with all institutional departments, external agencies and the public relations for the football program. While at Ole Miss, the Rebels played in the Cotton Bowl in 2008 and 2009. During his time in Oxford, Beaumont had the opportunity to be a part of team that

included now NFL greats Mike Wallace, Dexter McCluster and Michael Oher.

At Arkansas, he served as the academic counselor for the football team. Beaumont also served as the liaison between the faculty and the athletic department. He assisted in the management of tutors, mentors and learning specialist for his student-athletes with zero academic casualties.

Additionally, he worked with camps and on-campus/official visits during recruiting. At Arkansas, Beaumont, had the opportunity to be a part of a team that enjoyed an SEC West Championship in 2006 and back to back January 1 bowls in 2006 and 2007. His student athletes included current NFL stars Darren McFadden, Felix Jones and Peyton Hillis.

Prior to his stint in Fayetteville, Beaumont was a football and baseball coach at Lincoln (Ark.) High School and also served as assistant athletic director in addition to teaching from 2001-06. As the head baseball coach, he led his team to the 1-AAA conference championship in 2004 and was voted by his peers as the 2004 Conference Coach of the Year. The defensive coordinator on the high school football staff, he was the head coach of the junior high squad and guided Lincoln to the 2005 conference title championship on the football field.

Beaumont served as the head video coordinator at UCA in Conway during the 1999 football season while completing his degree in health education. He then moved to Mountain View (Ark.) High School to work as the defensive and offensive line coach for the 2000 and 2001 seasons.

Married to the former Susan Patton, Beaumont and his wife have two daughters - Monica and Rachel.



JANET MCGEE

ASSISTANT TO THE HEAD COACH

FOURTH YEAR ON STAFF
TENNESSEE TECH '81

Janet McGee, a long-time administrator, teacher and coach from Lenoir City High School, joined the Tennessee women's basketball staff as assistant to the head coach on Aug. 2, 2012. She is in her fourth season with the Lady Vols.

McGee had worked at LCHS since 1983 and was serving as assistant principal for freshmen as well as the school's athletic director prior to joining Holly Warlick's staff. During her 31-year tenure there, she also taught science, wellness, physical education and driver's education and coached basketball, softball and golf.

A 1981 graduate of Tennessee Technological Univer-

sity with a bachelor of science degree in secondary education, McGee added a master's in administration and supervision in 1993 and a specialist in education certificate in educational administration and supervision in 1995. She was a four-year member of the Tennessee Tech basketball team from 1977-82.

McGee's primary duties include handling day-to-day operations in the office, assisting in on-campus recruiting activities and serving as a liaison for academics and community service.



JOSH BOUCHER

VIDEO COORDINATOR

FOURTH YEAR ON STAFF/SECOND AS VIDEO COORDINATOR
TENNESSEE '13

Josh Boucher is in his second year as the team's video coordinator and fourth year overall with the Tennessee women's basketball program.


During his first two years on the Lady Vol staff, he served as a manager in 2012-13 and as a graduate manager in 2013-14. He then became a graduate assistant briefly in 2014-15 before assuming video duties prior to the season following the departure of Josh Baney.

A 2008 alumnus of Trinity Christian Academy in Jackson, Tenn., Boucher is a 2013 graduate of UT with a double major in drawing and art education. He also com-

pleted work on a master's degree in sport management from Rocky Top in August 2015.

During his time with the program, Boucher has assisted with travel logistics, game and practice video, scouting reports and recruiting materials, using his degree in the creation of graphics for use via social media and signage.

Boucher was the recipient of the Steve and Kaye Maynard Women's Basketball Graduate Assistant Scholarship while working on his master's degree.



LEE TAYLOR

ASSOC. STRENGTH & CONDITIONING COACH

FOURTH YEAR ON STAFF/FIFTH YEAR AT TENNESSEE
MISSOURI VALLEY '08

Lee Taylor is in his third season as the strength and conditioning coach for the Lady Vol basketball program and is in his fifth year of working with Tennessee.

Taylor is in charge of helping Holly Warlick's women's hoops team and Judy Pavon's women's golf squad get stronger and fit for competition.

Taylor possesses a B.A. in exercise science and athletic training that he earned in 2008 from Missouri Valley College and is a Certified Strength and Conditioning Specialist (C.S.C.S.) and a United States Weightlifting Sports Performance Coach (USAW).

As a performance coach for Performance Training Incorporated from 2008-09 and from January 2013 to July 2013, Taylor designed strength and conditioning protocols for basketball, baseball, football, rugby, swimming, tennis and wrestling athletes. He also worked as a speed, agility

and quickness (SAQ) trainer for athletes of all ages and taught basketball-specific techniques at the UT Elite Basketball Camp.

Taylor came to Knoxville in July of 2008 and served until December of 2008 as an intern at UT. He went back to his alma mater to serve as director of strength and conditioning from August 2009 to August 2010 before returning to Knoxville. He served another internship from August 2010 to December 2010 and was hired as assistant strength and conditioning coach in January of 2011.

Following a stint as director of strength and conditioning at the University of Incarnate Word (April 2011-Jan. 2012), Taylor moved on to Eastern Illinois as interim director (Feb. 2012-May 2012), where his duties included working with the men's and women's basketball teams on their in-season strength programs.



JASMINE JONES

GRADUATE ASSISTANT

THIRD YEAR AT TENNESSEE/SECOND YEAR AS G.A.
TENNESSEE '13

Graduate assistant Jasmine Jones rejoined the Tennessee staff in January 2015 after previously working with the program as a manager during Holly Warlick's first campaign in 2012-13.

During her first stint with the Lady Vols, Jones assisted with practice and game day set-up, equipment oversight and logistics for team travel. She'll now focus her energy on administrative duties, recruiting details and operations.

A 2013 UT graduate with a degree in sport management, Jones interned with the Women's

Basketball Coaches Association from Dec. 2013 to April 2014. Among her duties was assisting with the planning and organization for the 2014 WBCA Convention, held in Nashville in conjunction with the NCAA Women's Final Four.

A native of Richmond, Ky., Jones is pursuing a master's degree in human resource management in UT's Haslam College of Business with graduation anticipated in Dec. 2016. She is a beneficiary of the Steve & Kaye Maynard Women's Basketball Graduate Assistant Scholarship Fund.





ASHLEY WILSON

ASSOC. DIRECTOR OF SPORTS MEDICINE

THIRD YEAR AT TENNESSEE
LSU '06

Ashley Wilson, MHP, ATC, is in her third season as associate director of sports medicine at Tennessee. She is responsible for providing care for the Lady Vol basketball team and supervising athletic training efforts for volleyball and softball.

Wilson joined the UT staff from Ole Miss, where she had served as the athletic trainer for the women's hoops team since May 2011.

Before arriving in Oxford, Wilson spent three seasons (2008-2011) at Lamar University, where she also worked with the women's basketball program.

Prior to joining the staff at Lamar, Wilson spent two years at the University of Oklahoma as a graduate assistant working with the Sooners' nationally-ranked women's volleyball team. She was awarded her master's degree in human relations from OU in May 2008.

From 2002 to 2006, Wilson served as an athletic training student at LSU. She worked with the football, women's basketball and women's tennis programs during her four years. Wilson also worked on the athletic training staff for the 2004 NCAA Women's Basketball Tournament First and Second Rounds, hosted by LSU.

Wilson received a Bachelor of Science degree in kinesiology with a concentration in athletic training from LSU in May 2006. A native of New Orleans, she is a board certified athletic trainer by the National Athletic Trainers' Association and has certification in CPR/AED and first aid.

The former Ashley Bonck married Dwight Wilson in June of 2009. They have a son, Cannon, and three dogs - Beaux, Colston and Hartley.



ALLISON MAURER

SPORTS NUTRITIONIST

10TH YEAR AT TENNESSEE
OLIVET NAZARENE '02

Allison Maurer is responsible for performance nutrition for the University of Tennessee Student-Athletes

As part of her duties, she conducts team and individual nutrition sessions, grocery-shopping tours, and operates a nutrition area that is called the "fueling station"

Maurer handles meal planning for football and women's basketball and works closely with Team ENHANCE and Team EXCEL in counseling eating disorders and disordered eating

She also conducts body composition testing for various sports teams and educates athletes on how to fuel to improve body composition

Maurer is responsible for budgeting and ordering nutritional supplements for all sports and provides pre-workout fuel and post-workout recovery for all teams and works directly with training table to ensure the best nutrition for all athletes. She also oversees various protocols related to the health of the student-athletes

She also teaches two undergraduate nutrition classes,

which are geared for male and female athletes looking to improve their performance through food, hydration and recovery

Maurer handles the budgeting, ordering and distribution of NCAA-compliant nutritional supplements for all UT sports

She is board certified specialist in sports dietetics, a certified strength and conditioning specialist and is the Vice President/Treasurer for the Collegiate and Professionals Sports Dietitians Association (CPSDA). Additionally, she is a member of the Academy of Nutrition and Dietetics (AND) and the National Strength and Conditioning Association (NSCA)

Prior to her appointment at UT, Maurer was the sports dietitian and assistant strength and conditioning coach at Colorado from August 2004-October 2007.

She received her master's degree in nutrition from Georgia State University and her bachelor's of science degree in dietetics from Olivet Nazarene University.



BRIAN RUSSELL

ASSOC. DIRECTOR - THORNTON CENTER

13TH YEAR AT TENNESSEE
NOTRE DAME '03

A native of Lakeville, Ind., Russell has been with the University since 2003 and with the Thornton Center since February of 2011.

At the Thornton Center, he directs the football division, which includes oversight of day-to-day academic support and development for all football student-athletes and provides leadership for the assistant director, academic counselors and graduate assistants within the football division.

Additionally, Russell serves as the academic counselor for the Lady Vol basketball program.

Previously as assistant director, Russell directed the Programs and Services area which included oversight of the Thornton Center's tutorial assistance program, the Maximizing Academic Potential (MAP) program for student-athletes with learning, psychological, and physical disabilities, the Achieving Classroom Excellence (ACE) program for at-risk student-athletes, the math and writing

labs, programming for high achievers, and the PREGAME summer bridge program for new student-athletes.

At Tennessee, he worked as an academic advisor with the College of Education, Health and Human Sciences and as an Assistant Director of Arts and Sciences Advising Services. Russell holds a bachelor's degree in Sociology from the University of Notre Dame and a master's degree in College Student Personnel from the University of Tennessee and is in dissertation stages of completing a Doctor of Philosophy degree in Socio-Cultural Studies in Sport, which involves research into the athletic and academic adjustment to college of first-year student-athletes. He is a member of the National Association of Academic Advisors for Athletics (N4A) and holds leadership positions within the National Academic Advising Association (NACADA) as Chair of the NCAA Advisory Board.

■ BASKETBALL ADMINISTRATIVE SUPPORT



CINDY CONNATSER
SECRETARY TO THE
ASSISTANT COACHES



SUZY SUTTON
SECRETARY TO THE
HEAD COACH

■ MANAGERS



B.J. JARNAGIN



BRIAN JOHNSON



ANNAYA MOORE



SARAH WILKINSON

- GENERAL
- STAFF
- PLAYERS
- REVIEW
- HISTORY
- FACILITIES
- NCAA
- SEC
- RECORDS
- MEDIA INFO





DR. CHRIS KLENCK

TEAM PHYSICIAN

10TH YEAR AT TENNESSEE
PURDUE '95

Dr. Chris Klencck enters his 10th season as the head team physician on the UT Sports Medicine staff

Klencck came to Knoxville in November 2006 following a primary care sports medicine fellowship at Indiana University Medical Center. He had served the Indianapolis hospital since June 2001 in the positions of Internal Medicine/Pediatrics intern, resident and chief resident

During fellowship training, Klencck was an assistant team physician for the Indianapolis Colts preseason training camps and assisted at Purdue University, his alma mater. He worked the NFL Scouting Combines in Indianapolis, has NCAA championships experience and served as a team physician in the Indiana high school ranks

Additionally, he has earned board certifications in Inter-

nal Medicine, Pediatrics and Primary Care Sports Medicine

In January 2013, was named the Sports Medicine Person of the Year by the Tennessee Athletic Trainers' Society (TATS)

An Evansville, Ind., native, Klencck earned his doctor of pharmacy degree from Purdue before completing his doctor of medicine degree at Indiana University School of Medicine

He is a member of the American Academy of Pediatrics, American College of Physicians, American Medical Society for Sports Medicine and American College of Sports Medicine

Klencck is married to the former Laura Botto of Dayton, Ohio. They are the parents of three children: Jacob, Ben and Ella.



DONNA THOMAS

SENIOR ASSOCIATE ATHLETICS DIRECTOR

25TH YEAR AT TENNESSEE
TENNESSEE '82

Senior Associate Athletics Director Donna Thomas is in her 25th year of working in the University of Tennessee Athletics Department. She serves as UT's Senior Woman Administrator and is responsible of oversight of the women's basketball and men's and women's track & field/cross country programs.

In addition to her sport administration responsibilities, Thomas' duties include department policy and procedure; SEC & NCAA Championship administration; oversight of the Tennessee Athletics Hall of Fame and serving as Vice-Chair of the Athletics Board. She is also a member of two SEC working groups, one for Fan Experience and the other for SEC Championships.

Thomas spent the 2011-12 school year as the interim director of the Thornton Athletics Student Life Center. In that role, Thomas restructured and reorganized the Thornton Center staff, added new programming and services for the student-athletes, and began updating the facility. She spent a great deal of time speaking to groups across campus to learn more about academic programs while sharing insight on the requirements for students who represent Tennessee in twenty sports.

While at UT, Thomas has been responsible for numerous aspects of the former women's athletics department, some of which included oversight of facility construction and renovation, management of the Lady Vols' portion of the UT apparel contract, development and implementation of department policies and procedures, and oversight of the scheduling of competition for all sports. She also was the department liaison to the campus, serving as a member of multiple campus committees.

In July of 2011, Thomas completed a two-year term as co-chair of UT Knoxville's Council on Diversity and Interculturalism. She recently served as a member of the search committee for the Assistant Dean and Director of Undergraduate Admissions, and she was the department liaison to the Thornton Center for Academics and Student Life.

At the request of UT Knoxville Chancellor Jimmy G. Cheek, Thomas served as a member of the campus's Task Force on Civility and Community and was an integral member of the committee for the Celebration of African American Achievement.

Off campus, Thomas has served as the chair of the NCAA Division I Track and Field Committee and directed multiple championship events for the SEC and the NCAA and serves as the university's senior woman administrator with the SEC.

Thomas first joined the UT staff as the undergraduate head manager of the Lady Volunteer basketball team from 1978 to 1982, while working toward her bachelor's degree in secondary physical education. She then returned to UT in 1990 as a graduate assistant in athletic administration and earned her master's degree in recreation and athletic administration. During her time away from UT, Thomas served as the director of recreation ministries for Christ United Methodist Church in Memphis from 1982 to 1990. At CUMC, she managed the athletic and activity program of the 5,000-member church; her responsibilities included program development and planning for ages two through senior adult.



DR. JIMMY G. CHEEK

UT KNOXVILLE CHANCELLOR

SEVENTH YEAR AT TENNESSEE
TEXAS A&M '69

Jimmy G. Cheek became the seventh chancellor of the University of Tennessee, Knoxville, on February 1, 2009.

Within a year of taking office, the chancellor set a goal for UT to become a Top 25 public research university in a decade. This aggressive initiative sparked exciting momentum around improving undergraduate education, graduate education, research, campus infrastructure, and additional financial resources.

Several new academic and student service buildings have been built or significantly renovated since 2009. An unprecedented \$1 billion in campus construction is now underway or in the design or planning stages. A new student union, classroom and laboratory facilities, and a redeveloped residence hall village will open in the next several years.

Cheek has led great change in the university's delivery of core services that include student advising, tutoring, mentoring, and other support to help our students graduate on time and achieve their academic goals. These changes have dramatically improved retention and graduation rates and brought our metrics closer to those of our Top 25 peers.

The increased support for faculty and staff salaries has aided recruitment and retention efforts of world-class faculty and talented staff. Cheek also has led an effort to enhance our relationships with existing partners, including Oak Ridge National Laboratory, and to create new relationships that broaden our research and opportunities for collaborations with faculty and students.

A first-generation college student, Cheek has set in motion several initiatives to broaden diversity and student access to the university. The university's work on improving access led to Cheek's participation in the White House Summit on increasing college opportunity for low-income students.

He serves of the board of directors for the Association of Public and Land Grant Universities (APLU); as chairman of the group's Commission on Food, Environment, and Renewable Resources; and as a member of the APLU Presidential Advisory Committee on Energy. He serves on the UT-Battelle Board of Governors, the UT Health Sciences Center Board of Directors, the Tennessee Higher Education Commission Master Plan Steering Committee, and the board of the Knoxville Symphony Orchestra. He is chair of the Board of the International Fertilizer Development Center Advisory Committee, a new global research effort to develop and commercialize clean, environmentally sustainable, cost-effective, and renewable fertilizers for the developing world.

Prior to his service with UT, Cheek was a member of the faculty and an administrator at the University of Florida for thirty-four years, last serving as senior vice president of agricultural and natural resources. While at Florida, he received the President's Medallion and Student Body Resolution 2009-104 for dedicated and loyal service to the university and outstanding service to students, respectively, and the Morton Wolfson Faculty Award for outstanding contributions to the quality of student life. He was named to the Academy of Teaching Excellence in 2008, a fellow of the American Association for Agricultural Education in 2005, and a fellow of the North American Colleges and Teachers of Agriculture in 1998. Cheek's research has focused on the influence of experiential learning on student achievement and educational accountability.

Cheek earned a bachelor's degree with high honors and doctorate from Texas A&M University. He received his master's degree from Lamar University. A native of Texas, he is married to Ileen Cheek, and they have two children and three grandchildren.



DR. DONALD BRUCE

FACULTY ATHLETICS REPRESENTATIVE

17TH YEAR AT TENNESSEE
DREW UNIVERSITY '94

Donald Bruce is the Douglas and Brenda Horne Professor of Business in the Center for Business and Economic Research (CBER) and the Department of Economics at the University of Tennessee, Knoxville.

He joined the UTK faculty in 1999 after receiving his M.A. and Ph.D. in Economics from Syracuse University and his B.A. with honors in Economics from Drew University.

As a CBER economist, Dr. Bruce regularly provides objective, non-partisan policy research and evaluation under contracts with an array of government agencies at the federal and state levels. His recent work in CBER has included an ongoing evaluation of Tennessee's welfare program, Families First, for the Tennessee Department of Human Services, an analysis of teacher supply and demand in Tennessee for the Governor's Office of Education Policy, and a forecast of expenditures on Tennessee Education Lottery Scholarships for the Tennessee Higher Education Commission.

In addition to his CBER research, Dr. Bruce studies the economic and behavioral effects of tax policies on such things as small business activity and owner-occupied housing. His work has been presented and published in a variety of academic journals, edited volumes, and professional meetings. He has testified before Congress

on the topic of internet taxation, and he presented his work on taxes and small business activity before the President's Advisory Panel on Federal Tax Reform in 2005.

Dr. Bruce regularly teaches graduate and undergraduate courses on the economics of taxation and the economics of health and health care. He has recently served as the Director of Graduate Studies in Economics and the Director of the Undergraduate Major in Public Administration. Before becoming Faculty Athletics Representative, Dr. Bruce served for two years as chair of the Athletics Board's Fiscal Integrity and Long-Range Planning Committee. He has also served as chair of the UTK Faculty Senate's Budget and Planning Committee. Dr. Bruce is an active member of the National Tax Association, the International Institute of Public Finance, and the American, Southern, and Western Economic Associations. His community service has included numerous economic and policy presentations for state and local organizations, and he currently serves as Chairman of the Board of Innovative Education Partnership, the non-profit governing body of the Clayton-Bradley STEM Academy in Blount County.

Dr. Bruce lives in Walland, Tenn, with his wife Jennifer, a mathematics teacher at Clayton-Bradley, and their daughter Annie, age 8.



DAVE HART

VICE CHANCELLOR/DIRECTOR OF ATHLETICS

FIFTH YEAR AT TENNESSEE
ALABAMA '71

The University of Tennessee named Dave Hart vice chancellor and director of athletics on Sept. 5, 2011. Hart has previously held leadership roles in athletics administration at East Carolina University, Florida State University and the University of Alabama.

"Under Dave's leadership, we are making huge strides toward achieving comprehensive excellence," said Chancellor Jimmy G. Cheek. "Our student-athletes have broken records with their academic performance, and their competitive spirit will drive them to win championships."

Among the many challenges and goals being addressed in the first four years of his tenure at Tennessee, Hart has led efforts which included the following:

- Restructured the athletics department to provide for greater efficiency.

- Hired the following head coaches: Butch Jones (football), Brian Pinsky (soccer), Rick Barnes (Men's Basketball) and Holly Warlick (women's basketball), Beth Alford-Sullivan (Track & Field/Cross Country) while also naming Matt Kredich to lead a combined swimming and diving program.

- Named Dr. Joe Scogin to lead the Thornton Student Life Center. Dr. Scogin's efforts in reorganizing the Thornton Center have had an immediate impact, resulting in unprecedented academic success for Tennessee student-athletes.

- Launched the Campaign for Comprehensive Excellence, creating an opportunity for donors to partner with the athletic program toward achievement of this collective goal, prioritizing capital projects.

- As a part of the Campaign, Hart was instrumental in the planning, fundraising, and completion of two capital projects: Pat Summitt Plaza, which honors the greatest coach in basketball history, and the Ray and Lucy Hand Digital Studio, a state-of-the-art production studio second to none in the nation.

- Redefined the athletic department Mission, Vision and Values to focus on the student-athlete.

- Created a new administrative structure going through a "right-sizing" effort in conjunction with the implementation of combining the men and women's athletic programs into one while setting a direction and vision for all units within the department.

- The Compliance Department has been reorganized and capital projects have been reprioritized to dovetail into a strategic plan for the future.

- Policies and procedures have been strengthened throughout the department, as has overall communication.

- Fan experience enhancement options at Neyland Stadium and Thompson-Boling Arena have been prioritized.

"It is an honor to serve in this leadership role at the University of Tennessee," Hart said. "Our mission to inspire student-athletes to achieve comprehensive excellence in competition, the classroom and community service. I am proud of the positive energy that our staff, coaches and student-athletes are generating. I am optimistic about what is on the horizon. The future is bright for Tennessee Athletics."

In December 2012, Hart hired Butch Jones from the University of Cincinnati as the head football coach at the University of Tennessee. Since assuming his new role, Jones has brought a renewed sense of energy and optimism, including a win over top 10-ranked South Carolina in October 2013 and signing a consensus top five recruiting class in February 2014.

Jones led the Vols to their first game in four years in 2014, and Hart recently extended Jones' contract through the 2020 season.

Hart also hired Holly Warlick to follow the legendary Pat Summitt as the head coach of Tennessee's women's basketball program, and Warlick led the Lady Vols to SEC championships in each of her first three seasons.

In 2012-13, Tennessee also won national championships in three events and finished third nationally in women's swimming and diving under Matt Kredich, the former UT women's coach whom Hart chose to lead a combined men's and women's swimming and diving program. Hart also hired Brian Pinsky to lead the Tennessee soccer program, and the squad made an NCAA tournament appearance in Pinsky's first season. The men's basketball team also made the Sweet 16 in April 2014.

In just under two years at Tennessee, Hart has worked with Chancellor Jimmy Cheek and Vice Chancellor for Finance and Administration Chris Cimino to build a long-term financial model for Tennessee Athletics.

In conjunction with Provost Susan Martin, the hiring of Dr. Joe Scogin as assistant provost and senior associate athletics director to lead the Thornton Student Life Center has led to excellent classroom performance by UT student-athletes. For the first time since available data was recorded, Tennessee student-athletes posted three consecutive semesters with a 3.00 GPA or above, also accomplishing the feat in three consecutive spring semesters. The Spring 2013 GPA of 3.05 was the highest combined GPA for UT student-athletes all-time. Also, in Spring 2014, four sports posted their highest GPA in team history, and 58% of student-athletes posted a 3.0 GPA or higher. In the most recent Spring semester, a record number of student-athletes graduated.

Comprehensive athletic success exemplified Hart's tenure as the Florida State athletic director, as a combined 35 ACC Championships were won by 10 different Seminole athletic programs during his tenure. Additionally, the Seminole football team won nine ACC titles and appeared in four national championship games, winning the 1999 BCS National Championship with a Sugar Bowl victory over Virginia Tech.

The men's outdoor track and field team also claimed two national championships while the baseball program appeared in the College World Series five times and the softball program won nine ACC titles and played in the Women's College World Series. During Hart's last year at FSU, the Seminoles finished 15th in the Directors' Cup, an all-time high for the institution at that time.

Additionally, during Hart's three years at Alabama, the Crimson Tide football team claimed the 2009 BCS National Championship and the individual athletic teams posted eight combined top-three finishes nationally from 2009-11. Hart has more than 25 years of service as a director of athletics.

Highly respected as a visionary and industry leader, Hart's career has featured service as the president of both the National Association of Collegiate Directors of Athletics and the Division IA Athletics Directors' Association. A former recipient of the Robert R. Neyland Award honoring lifetime achievement, Hart has also been named by his colleagues as the Athletic Director of the Year for the Southeast Region in both 2000 and 2005, one of a few select individuals to receive the honor multiple times.

During his 13 years at Florida State, Hart negotiated unprecedented, multi-million dollar contracts for the department totaling in excess of \$175 million and devised and executed an extensive and comprehensive facilities master plan for athletics eclipsing the \$150 million mark. Hart initiated a multi-faceted Student Development/Life Skills program for all student-athletes at FSU, an endeavor recognized nationally as a "Program of Excellence" by the Division I-A Athletics Directors' Association.

"Dave is as good an athletic director as there is in the country," legendary Florida State Head Football Coach Bobby Bowden said. "He's as sharp of an AD as I've been around in 57 years. He knows what's important, and he's a builder."

In recognizing Hart's position within intercollegiate athletics, ACC Commissioner John Swofford said, "Dave Hart is one of the best and most respected athletics administrators in the business. He thoroughly understands the nuances of major college athletics, and he has superb values to go along with his vast experience in the field. He is a proven leader at the conference and national levels."

While at FSU, Hart made many key hires, including the hiring of FSU's first two African-American basketball coaches, including current men's coach Leonard Hamilton, as well as their first African-American senior-level administrator. He also

placed a significant focus on the growth of women's athletics at FSU, a commitment reflected in increased funding, competitive success and facility upgrades.

Academic success also accompanied Hart's time at FSU, as the school became home to the inaugural National Student-Athlete of the Year, a State of Florida Woman of the Year recipient, and two Rhodes Scholars. Hart has also earned the Athletics Directors' Award for advancing the quality and progress of student-athletes and the athletics program while at Florida State. In 2008, he received the James J. Corbett Award, the highest honor bestowed by National Association of College Directors of Athletics.

Hart served as Executive Director of Athletics at Alabama from August 2008 until accepting his leadership role with the Volunteers. A 1971 Alabama graduate, Hart played basketball for the Crimson Tide under legendary head coach C.M. Newton and earned a master's degree from UA in 1972 while working as a graduate assistant basketball coach.

Hart met his wife, the former Pam Humble, while at Alabama. The couple has three children: Rick, who serves currently as the athletic director at SMU, Jamie and Kelly. The Harts are the grandparents of five grandchildren: Trevor, Caroline, McKinley, Olivia and Kingsley.



EXECUTIVE ATHLETICS STAFF



JON GILBERT
EXECUTIVE SENIOR
ASSOCIATE
ATHLETICS DIRECTOR



CHRIS FULLER
SENIOR ASSOCIATE
ATHLETICS DIRECTOR
FOR DEVELOPMENT AND
EXTERNAL RELATIONS



BRETT HUEBNER
SENIOR ASSOCIATE
ATHLETICS DIRECTOR
FOR BUSINESS
OPERATIONS/CFO



DR. JOE SCOGIN
SENIOR ASSOCIATE
ATHLETICS DIRECTOR/
ASSISTANT PROVOST



RYAN ROBINSON
SENIOR ASSOCIATE
ATHLETICS DIRECTOR,
COMMUNICATIONS



DONNA THOMAS
SENIOR ASSOCIATE
ATH. DIRECTOR/SENIOR
WOMAN ADMINISTRATOR



MIKE VOLLMAR
SENIOR ASSOCIATE
ATHLETICS DIRECTOR



MIKE WARD
SENIOR ASSOCIATE ATH.
DIRECTOR FOR ADMIN. &
SPORT PROGRAMS

■ SENIOR ATHLETICS STAFF



JOE ARNONE
ASSOCIATE AD -
TICKET OPERATIONS



ANGIE BOYD-KECK
ASSOC. AD-BUSINESS/
INTERNAL AFFAIRS



JIMMY DELANEY
ASSISTANT AD - SALES
& MARKETING



ANDREW DONOVAN
ASSOCIATE AD -
COMPLIANCE



DAVID ELLIOTT
ASSISTANT AD -
EVENT MANAGEMENT



GREG HULEN
ASSOCIATE AD -
DEVELOPMENT



TYLER JOHNSON
ASSOCIATE AD -
BUSINESS/
INTERNAL AFFAIRS



DAVE LAWSON
DIRECTOR OF
STRENGTH &
CONDITIONING



JASON McVEIGH
DIRECTOR OF
SPORTS MEDICINE



THOMAS MOATS
DIRECTOR OF
INFORMATION
TECHNOLOGY



KAYLA SMITH
DIRECTOR OF NCAA
CHAMPS LIFE SKILLS



CHRIS SPOGNARDI
DIRECTOR OF
FOOTBALL
OPERATIONS



CARMEN TEGANO
ASSOCIATE AD



DARA WORRELL
ASSOCIATE AD



JASON YELLIN
ASSISTANT AD -
MEDIA RELATIONS



KEVIN ZURCHER
ASSISTANT AD -
FACILITIES
AND ATHLETIC
GROUNDS



2015-16
**TENNESSEE
LADY VOLS**



ANDRAYA CARTER

GUARD

14

RS-JUNIOR • 2L • 5-9
FLOWERY BRANCH, GA. • BUFORD H.S.

CAREER HONORS

- VOLeaders Academy -- 2015-16
- Arthur Ashe Jr. Sports Scholar -- 2014-15
- NSCA All-American Athlete Award -- 2014-15
- SEC Academic Honor Roll -- 2014-15
- SEC All-Freshman Team -- 2013-14
- SEC Academic Honor Roll -- 2013-14
- SEC First-Year Academic Honor Roll -- 2012-13

2014-15 - REDSHIRT SOPHOMORE

- Led the SEC in steals (80) and steals per game (2.3).
- Posted most steals by a Lady Vol since Alexis Hornbuckle had 104 in 2007-08.
- Made second-most three-pointers (29) on the team.
- Started a career-high 31 games and averaged 30.0 minutes per contest, which was second behind only Ariel Massengale.
- Played 12 of her 35 games without committing a turnover and another 10 with only one miscue.
- Scored in double figures on 11 occasions.
- Scored a career-best 19 points at Vanderbilt on Jan. 5, 2015, connecting on six of 10 field goal attempts.
- Had a then-personal-best 16 points the game before, vs. Missouri, in the SEC opener.
- Grabbed career highs of seven rebounds vs. Texas and Missouri.
- Averaged 9.1 points per contest during SEC regular-season games, shooting 46 percent from the field and 43.2 percent on threes.
- Posted back-to-back six-steal efforts vs. Oral Roberts and Winthrop.
- Knocked down a trio of three-pointers vs. Missouri, at Auburn, vs. LSU and vs. Vanderbilt.
- Registered a career-high three blocked shots at Arkansas.

2013-14 - REDSHIRT FRESHMAN

- Named to the SEC All-Freshman Team.
- Started 21 of 35 games as a redshirt freshman, guiding the team to a 14-2 record over the final 16 games after the team's starting point guard, Ariel Massengale, was lost to injury.
- Averaged 7.8 points, shot 45.9% from the field and led the team with 44 assists (vs. 26 turnovers) and 28 steals during that stretch.
- Was instrumental in UT's 20-point win over Florida, the game Massengale was hurt, dishing out a career-high eight assists while matching her season high in scoring with 14 points.
- Stepped in to start for Massengale against Texas A&M, playing all 40 minutes and scoring 10 points, including a perfect 4-4 from the FT line in the key road victory over the SEC leaders at the time.
- Recorded the first three-game stretch of her career scoring 10 or more points in back-to-back-to-back games against Florida (14), Texas A&M (10) and Arkansas (10).

- Notched 14 points, going a perfect 4-4 in FTs, in UT's 73-61 regular-season finale win against No. 4/5 South Carolina.
- Had a strong defensive impact in the SMU game, guarding top player Keena Mays and preventing her from her usual 20+ point game with only 12 points on three-of-14 shooting.
- Was the only Lady Vol of the season to snag five steals in a game, recording a then-career high in that category at home against Vanderbilt.
- Averaged 9.0 points and 2.7 rebounds per game during SEC Tournament action, as Tennessee claimed its 17th postseason league championship.
- Hit two three-pointers to help Tennessee to a total of eight vs. North Carolina and finished with 10 points vs. the Tar Heels.

2012-13 - FRESHMAN

- Started the first five games and played in seven contests as a rookie before redshirting due to injury.
- Injured her right shoulder vs. Miami and later re-injured it vs. Middle Tennessee and North Carolina.
- Had surgery on that shoulder on Dec. 13 to repair a labral tear and missed remainder of the season.
- Became the 17th freshman to start her first career game as a Lady Vol, notching four points, two rebounds and two steals in 17 minutes against Chattanooga.
- Had four assists, four rebounds, three points and only one turnover in 36 minutes in a start at No. 22/20 Georgia Tech that gave Holly Warlick her first victory as head coach.
- Led the Lady Vols to another key early-season road victory, going 4-5 from the arc and 4-4 from the free throw line for a career-high 16 points in 28 minutes at No. 23/23 Miami.
- Shot 90 percent from the charity stripe (9-10) in her limited action as a true freshman.

USA/AAU BASKETBALL

- Member of the 2010 USA Youth Olympic Games Team that posted a 6-1 slate and captured the bronze medal in Singapore.
- Participated in the 2009 USA U16 National Team Trials.
- Played AAU ball for Georgia Elite.

HIGH SCHOOL

- Ranked No. 21 on HoopGurlz Class of 2012 ESPNU 100 Rankings.
- Honored as a 2010 ESPN Rise Underclass All-American.
- Missed more than half of her senior season while recovering from a torn ACL in her left knee and played last few games of her career with a partially-separated shoulder.
- Had career highs of 31 points (2009) and 13 rebounds (2010).
- Averaged 14.8 points, 6.6 rebounds and 3.7 steals as a junior.

- Numbers included 17.6 points, 6.5 rebounds, 4.7 assists, 5.7 steals and 2.2 blocks as a sophomore.
- Georgia Sports Writers Association All-State First Team (2009, 2010, 2011), Honorable Mention (2012) and GSWA Player of the Year (2010, 2011).
- Georgia Athletic Coaches Association All-State (2009-12) and GACA Player of the Year in (2011).
- Atlanta Tip-Off Club All-Metro Team (2009-12).
- Atlanta Journal Constitution All-Gwinnett County First Team (2009, 2010, 2011) and Second Team (2012).
- Gainesville Times Player of the Year (2011) and All-Area Team (2009, 2010, 2011).
- Gwinnett Tip-Off Club Player of the Year (2010, 2011).
- 6AA All-Region (2009, 2010, 2011, 2012) and Region 6AA Player of the Year (2010, 2011).
- Led Buford to AA state titles from 2009-11 and a runner-up finish in 2012.

PERSONAL

- Full name is Andraya "Draya" Nichole Carter.
- Born on Nov. 12, 1993, in Decatur, Ga., and signed with UT on her 18th birthday.
- Parents are Gary "Tyke" and Jessica Lhamon.
- Siblings include Alli, Zoey and Curt Lhamon and Chris and Shay Carter.
- Has pet snakes named Nothing, Khaleesi and Hendrix.
- Graduated in August 2015 with a degree in communication studies and is working on a master's in sport psychology.
- Recipient of the Randall Keith Nutt Athletic Scholarship Endowment.
- Follow @DrayaNichole on Twitter and @drayanichole on Instagram.

CARTER'S CAREER STATISTICS

Season	GP-GS	MIN/MPG	FGs	FG Pct	3FGs	3FG Pct	FTs	FT Pct	O-R-Reb	RPG	PF-FO	Asst	TO	Blk	Stl	Pts	PPG
12-13	7-5	144/20.6	11-30	.367	6-16	.375	9-10	.900	3-8-11	1.6	14-0	13	10	1	9	37	5.3
13-14	35-21	921/26.3	85-186	.457	28-71	.394	45-65	.692	43-51-94	2.7	92-1	81	49	6	56	243	6.9
14-15	35-31	1050/30.0	102-262	.389	29-85	.341	38-56	.679	53-54-107	3.1	75-1	74	44	14	80	271	7.7
Totals	77-57	2115/27.5	198-478	.414	63-172	.366	92-131	.702	99-113-212	2.8	181-2	168	103	21	145	551	7.2

2014-15 SEASON HIGHS

Points:	19 // Vanderbilt, 1/5/15
Rebounds:	7 // Missouri, 1/2/15*
Assists:	5 // Vanderbilt, 3/1/15*
Steals:	6 // Winthrop, 11/21/14*
Blocks:	3 // Arkansas, 1/11/15
Field Goals:	6 // Vanderbilt, 1/5/15*
3-Pointers:	3 // Vanderbilt, 3/1/15*
Free Throws:	5 // Vanderbilt, 1/5/15*
Minutes:	38 // S. Carolina, 2/23/15

SEC HIGHS

Points:	19 // Vanderbilt, 1/5/15
Rebounds:	7 // Missouri, 1/2/15
Assists:	8 // Florida, 1/23/14
Steals:	5 // Florida, 2/8/15*
Blocks:	3 // Arkansas, 1/11/15
Field Goals:	6 // Vanderbilt, 1/5/15*
3-Pointers:	3 // Vanderbilt, 3/1/15*
Free Throws:	5 // Vanderbilt, 1/5/15*
Minutes:	40 // Texas A&M, 1/26/14

*Indicates most recent high

CAREER HIGHS

Points:	19 // Vanderbilt, 1/5/15
Rebounds:	7 // Missouri, 1/2/15*
Assists:	8 // Florida, 1/23/14
Steals:	6 // Winthrop, 11/21/14*
Blocks:	3 // Arkansas, 1/11/15
Field Goals:	6 // Vanderbilt, 1/5/15*
3-Pointers:	4 // Miami, 11/18/12
Free Throws:	5 // Vanderbilt, 1/5/15*
Minutes:	40 // Texas A&M, 1/26/14

NCAA HIGHS

Points:	10 // Pitt, 3/23/15
Rebounds:	4 // Maryland, 3/30/15*
Assists:	4 // Boise St., 3/21/15
Steals:	4 // St. John's, 3/24/14
Blocks:	1 // Maryland, 3/30/15*
Field Goals:	4 // Pitt, 3/23/15
3-Pointers:	2 // Boise St., 3/21/15
Free Throws:	3 // St. John's, 3/24/14
Minutes:	39 // St. John's, 3/24/14

GENERAL

STAFF

PLAYERS

REVIEW

HISTORY

FACILITIES

NCAA

SEC

RECORDS

MEDIA INFO





TE'A COOPER

GUARD

20

FRESHMAN • HS • 5-8
POWDER SPINGS, GA. • McEACHERN H.S.

USA/AU BASKETBALL

- Participated in the 2015 USA Basketball Women's U19 National Team Trials.
- Named to the 2014 USA Basketball Women's U17 World Championship Team but had to withdraw due to illness during training camp.
- Participated in the 2013 USA Basketball Women's U16 National Team Trials

HIGH SCHOOL

- Ranked No. 1 overall and No. 1 point guard by D1Spects.com.
- Ranked No. 3 overall and No. 1 point guard by ProspectsNation.com.
- Ranked No. 4 by Full Court.
- Ranked No. 7 by All Star Girls Report.
- Ranked No. 12 in espnW HoopGurlz Top 100.
- Ranked No. 16 by Blue Star.
- McDonald's, WBCA, USA TODAY, Parade, MaxPreps All-American.
- Named Co-MVP of the 2015 McDonald's All-American Game, tallying 21 points to lead all scorers.
- Also played in Jordan Brand All-Star Game in Brooklyn.
- Finalist for Naismith Award (2015).
- Georgia Sports Writers Association Miss Basketball (2014, 2015).
- Georgia Class 6A All-State First Team (2014, 2015).
- Atlanta Tipoff Club Girls Metro Player of the Year (2014) & All-Metro Second Team (2013).

- *Atlanta Journal-Constitution* Girls Co-Player of the Year and AAAAAA Player of the Year (2015).
- *Marietta Daily Journal* Cobb County Player of the Year (2014, 2015).
- MVP of the 2014 Georgia Athletic Coaches Association's North-South All-Star Game after scoring 39 points and making eight 3-pointers.
- Four-year starter who led her team to Georgia 6A state titles in 2012 (33-0), 2014 (29-2) and 2015 (24-6).
- Averaged 27.3 points, 3.9 rpg., 7.3 apg., 3.5 spg. as a senior.
- Averaged 19.6 ppg., 5.0 rpg., 6.0 apg., 5.0 spg. and 1.0 bpg. as a junior.
- Averaged 18.5 ppg., 5.0 apg., 4.3 spg. as a sophomore.
- Averaged 11.2 ppg., 4.7 apg., 3.0 spg. and shot 65 percent from the field as a freshman.

PERSONAL

- Full name is Te'a Omari Cooper.
- Parents are Omar and Kindall Cooper.
- Has three siblings: Mia and twins Sharife and Omar.
- Subject of the MTV reality show "True Life."
- Majoring in communication studies.
- Recipient of the Landauer & Schmidt Winners' Circle Scholarship.
- Would like to be a TV sports commentator and have her own fashion clothing line.
- Follow at @TeaCooper2 on Twitter and @queentay2 on Instagram.



DIAMOND DESHIELDS

GUARD

11

RS-SOPHOMORE • TR • 6-1
NORCROSS, GA. • NORCROSS H.S.

CAREER HONORS

- USBWA National Freshman of the Year -- 2013-14
- espnW National Freshman of the Year -- 2013-14
- Full Court National Freshman of the Year -- 2014
- Associated Press All-America Honorable Mention Team -- 2013-14
- Full Court Freshman All-America First Team -- 2013-14
- Full Court All-America Honorable Mention -- 2013-14
- ACC Rookie of the Year -- 2013-14
- All-ACC First Team -- 2013-14
- ACC All-Freshman Team -- 2013-14
- All-ACC Tournament -- 2013-14
- Three-time ACC Rookie of the Week -- 2013-14
- ACC Player of the Week -- 2013-14 (Feb. 11)
- NCAA.com National Player of the Week -- 2013-14 (Feb. 11)
- USBWA and espnW National Player of the Week -- 2013-14 (Feb. 17 & 18)

- John R. Wooden Top-15 List -- 2013-14
- Naismith Award Midseason Top-30 List -- 2013-14
- Preseason All-ACC -- 2013-14
- ACC Newcomer Preseason Watch List -- 2013-14

2014-15 - SOPHOMORE AT TENNESSEE

- Redshirted, per NCAA transfer rules, after departing North Carolina following the 2013-14 season to join the Lady Vols.
- Chosen as one of three SEC student-athletes to represent the league on proposed governance rule changes under the NCAA's Div. I autonomy process.

2013-14 - FRESHMAN AT N. CAROLINA

- Named consensus national freshman of the year.
- Selected as an honorable mention All-American by Associated Press and Full Court.
- Only first-year player in 2014 John R. Wooden Top 15.

- Named to All-ACC First Team and All-Freshman Team.
- Averaged 18.0 points, 5.4 rebounds, 2.6 assists and 1.7 steals per game as a freshman at UNC in 2013-14.
- Shot 42.6% from the field and 77.6% from the free throw line for the Tar Heels.
- Set four ACC freshman marks, including points (648), field goals (248), field goals attempted (582) and double figure scoring games (32).
- Averaged 21.3 points per contest during the ACC Tournament for North Carolina, earning all-tourney accolades.
- In ACC play, she averaged 19.8 points per contest to lead all freshmen.
- Named espnW National Player of the Week on Feb. 16 after her 38-point effort (the highest single-game effort ever by a UNC freshman) keyed the Tar Heels to an 89-82 win at NC State.
- Tallied 30 points vs. No. 3 Duke on Feb. 10.
- Posted 24 points and 12 rebounds vs. Michigan State in the 2014 NCAA Second Round.
- Scored 19 points as UNC ousted top-seed South Carolina from the 2014 NCAA tourney.

USA/AU BASKETBALL

- Five-time gold medalist with USA Basketball.
- A member of the victorious 2015 USA World University Games Team alongside UT teammate Mercedes Russell and with Holly Warlick serving as an assistant coach.
- Saw limited time at that tournament due to injury but provided leadership from the bench.
- Led Team USA to the gold medal at the 2012 FIBA Under-17 World Championships and was named tournament MVP.
- Also won gold at the 2012 USA 3x3 U18 World Championships, as the youngest member of the 2011 U19 World Championship Team and with the 2010 U18 Championship Team.
- Played in the summer for the Georgia Pistols (2007 AAU national champions), Georgia Elite (2008 AAU national runners-up) and Georgia Ice (2009 AAU national champs).

HIGH SCHOOL

- Ranked No. 3 in 2013 espnW HoopGurlz Top 100.

- Rated as a five-star recruit on that list and the No. 3-ranked guard.
- All-Star Girls Report ranked her the nation's No. 2 player.
- WBCA High School Player of the Year (2013).
- Naismith Girl's High School Player of the Year (2013).
- USA TODAY All-USA Player of the Year (2013)
- WBCA All-American (2013).
- McDonald's All-American (2013).
- Parade Magazine All-American (2010, 2013).
- USA TODAY All-USA Team (2011, 2012, 2013)
- ESPN Rise National Freshman of the Year (2010).
- Gatorade State Player of the Year (2011).
- Miss Georgia Basketball (2011, 2013).
- Georgia Sports Writers Association Class 5A Player of the Year (2010, 2012).
- *Atlanta Journal-Constitution* All-Georgia Class 5A first team (2010, 2011, 2012).
- Averaged 26.0 points, 7.0 rebounds, 4.5 steals and 3.8 assists as a senior in leading Norcross to its third state title in four seasons.
- Put up 20.7 points, 6.8 rebounds, 4.1 steals and 3.7 assists per game as a junior in 2012.
- Scored a school-record 2,324 points at Norcross.

PERSONAL

- Full name is Diamond Danae-Aziza DeShields.
- Announced decision to transfer to UT from UNC on June 12, 2014.
- Born on March 5, 1995, in West Palm Beach, Fla.
- Parents are Tisha DeShields and Delino DeShields.
- Has two brothers, Delino Jr. and D'Angelo, and two sisters, Denim and Delaney.
- Mother was an All-America track & field athlete (heptathlon, 1991) at Tennessee.
- Father played 13 years of Major League Baseball with stints in Montreal, L.A. (Dodgers), St. Louis, Baltimore and Chicago (Cubs).
- Her brother, Delino, Jr., was selected by the Houston Astros with the eighth overall pick in the 2010 MLB draft and now plays outfield for the Texas Rangers.
- Majoring in communication studies.
- Recipient of Betty J. Basler Winners' Circle Scholarship.
- Follow @DDeShields23 on Twitter and @dddeshields on Instagram.

■ DESHIELDS' CAREER STATISTICS

Season	GP-GS	MIN/MPG	FGs	FG Pct	3FGs	3FG Pct	FTs	FT Pct	O-R-Reb	RPG	PF-FO	Asst	TO	Blk	Stl	Pts	PPG
13-14*	36-32	1003/27.9	248-582	.426	48-172	.279	104-134	.776	41-153-194	5.4	88-5	92	122	10	61	648	18.0
Totals	36-32	1003/27.9	248-582	.426	48-172	.279	104-134	.776	41-153-194	5.4	88-5	92	122	10	61	648	18.0

* at North Carolina

■ 2013-14 SEASON HIGHS (UNC)

Points:	38 // NC St., 2/16/14
Rebounds:	12 // Michigan St., 3/25/14
Assists:	7 // Charleston So., 12/14/13
Steals:	5 // Arizona St., 11/29/13*
Blocks:	2 // South Carolina, 3/30/14*
Field Goals:	12 // NC St., 2/16/14*
3-Pointers:	5 // Duke, 3/8/14*
Free Throws:	9 // UT Martin, 3/23/14*
Minutes:	40 // Arizona St., 11/29/13

■ CAREER HIGHS (UNC)

Points:	38 // NC St., 2/16/14
Rebounds:	12 // Michigan St., 3/25/14
Assists:	7 // Charleston So., 12/14/13
Steals:	5 // Arizona St., 11/29/13*
Blocks:	2 // South Carolina, 3/30/14*
Field Goals:	12 // NC St., 2/16/14*
3-Pointers:	5 // Duke, 3/8/14*
Free Throws:	9 // UT Martin, 3/23/14*
Minutes:	40 // Arizona St., 11/29/13



■ ACC HIGHS (UNC)

Points:	38 // NC St., 2/16/14
Rebounds:	9 // Notre Dame, 2/27/14*
Assists:	5 // Georgia Tech, 2/6/14*
Steals:	3 // Wake Forest, 1/23/14
Blocks:	2 // Duke, 2/10/14*
Field Goals:	12 // NC St., 2/16/14*
3-Pointers:	5 // NC St., 2/16/14*
Free Throws:	9 // NC St., 2/16/14*
Minutes:	36 // NC St., 2/16/14

*Indicates most recent high

■ NCAA HIGHS (UNC)

Points:	24 // Michigan St., 3/25/14
Rebounds:	12 // Michigan St., 3/25/14
Assists:	4 // UT Martin, 3/23/14
Steals:	3 // Michigan St., 3/25/14
Blocks:	2 // South Carolina, 3/30/14
Field Goals:	9 // Michigan St., 3/25/14
3-Pointers:	1 // Stanford, 4/1/14*
Free Throws:	9 // UT Martin, 3/23/14
Minutes:	39 // Stanford, 4/1/14



KORTNEY DUNBAR

FORWARD

13

SOPHOMORE • 1L • 6-2

EDWARDSVILLE, ILL. • EDWARDSVILLE H.S.

CAREER HONORS

- SEC First-Year Academic Honor Roll -- 2014-15

2014-15 - FRESHMAN

- Played in 20 games and averaged 6.6 minutes per contest in her first season at Tennessee.
- In limited playing time, she made 14 three-pointers for the fourth-highest total on the team.
- She hit three from long range in her college debut, tallying a career-best 15 points vs. Penn in 25 minutes of action.
- She scored in double figures the only other time as a rookie in the second game of the year vs. Oral Roberts, contributing 10 points.
- Knocked down at least one shot behind the three-point arc in each of her first six contests.
- Pulled down a career-high six rebounds vs. Oral Roberts.
- Committed only three turnovers all season long.

USA/AAU BASKETBALL

- Played for Midwest Elite-Platinum AAU team.
- Participated in 2013 USA 3-on-3 U18 Team Trials.

HIGH SCHOOL

- Ranked No. 78 in 2014 espnW HoopGurlz Top 100.
- Rated as a four-star recruit on that list and the No. 22-ranked wing player.
- All-Star Girls Report ranked her the No. 65 player in the country.
- Blue Star ranked her the No. 74 player in the nation.
- SchollyMe All-World Game participant (2014).
- McDonald's All-American nominee (2014).
- Associated Press Class 4A All-State First Team (2014) and Second Team (2013).
- Illinois Basketball Coaches Association (IBCA) Class 4A All-State First Team (2014) and Second Team (2013).
- Selected to play in IBCA All-Star Game (2014).

- *Champaign News-Gazette* All-State First Team (2014).
- *Chicago Tribune* All-State Girls Basketball Second Team (2014).
- *Edwardsville Intelligencer* Girls Basketball MVP (2014).
- *Belleville News-Democrat* Class 3A-4A Player of the Year (2014).
- St. Louis All-Metro First Team (2013) and Second Team (2014).
- Southwestern Conference All-Conference First Team (2013, 2014).
- Southwestern Conference Academic All-Conference (2013, 2014).
- Averaged 16.8 ppg. and 9.7 rpg., and hit 57 three-pointers as a senior.
- Also had 59 assists, 44 blocks and 36 steals for EHS in 2013-14.
- Finished her career with 1,205 points and 546 rebounds, both ranking sixth in EHS history.
- Had single-game prep career highs of 28 points and 23 rebounds, both as a senior.
- She played on teams that accumulated a 118-5 record.
- Averaged 14.4 ppg. and 5.6 rpg., and drained 55 threes as a junior.
- Also recorded 64 steals, 57 assists and 31 blocks in 2012-13.

PERSONAL

- Full name is Kortney Nicole Dunbar.
- Nicknames include Kort and KD.
- Born on July 3, 1996, in Florissant, Mo.
- Parents are Mark and Christine Dunbar.
- Has an older sister, Kirstin.
- Majoring in business administration.
- Recipient of the Emily Yoakum Winners' Circle Scholarship.
- Follow @KDXIII_ on Twitter and @kdunbar13 on Instagram.

DUNBAR'S CAREER STATISTICS

Season	GP-GS	MIN/MPG	FGs	FG Pct	3FGs	3FG Pct	FTs	FT Pct	O-R-Reb	RPG	PF-FO	Asst	TO	Blk	Stl	Pts	PPG
14-15	20-0	131/6.6	23-52	.442	14-37	.378	1-3	.333	4-23-27	1.4	11-0	2	3	6	5	61	3.1
Totals	20-0	131/6.6	23-52	.442	14-37	.378	1-3	.333	4-23-27	1.4	11-0	2	3	6	5	61	3.1

2014-15 SEASON HIGHS

Points:	15 // Penn, 11/14/14
Rebounds:	6 // Oral Roberts, 11/17/14
Assists:	1 // Missouri, 1/2/15*
Steals:	1 // Vanderbilt, 3/1/15*
Blocks:	2 // Penn, 11/14/14
Field Goals:	6 // Penn, 11/14/14
3-Pointers:	3 // Penn, 11/14/14
Free Throws:	1 // Tennessee St., 11/24/14
Minutes:	25 // Penn, 11/14/14

SEC HIGHS

Points:	5 // Ole Miss, 2/12/15
Rebounds:	3 // Vanderbilt, 3/1/15
Assists:	1 // Missouri, 1/2/15
Steals:	1 // Vanderbilt, 3/1/15
Blocks:	--
Field Goals:	2 // Ole Miss, 2/12/15
3-Pointers:	1 // Vanderbilt, 3/1/15*
Free Throws:	--
Minutes:	10 // Ole Miss, 2/12/15

*Indicates most recent high

CAREER HIGHS

Points:	15 // Penn, 11/14/14
Rebounds:	6 // Oral Roberts, 11/17/14
Assists:	1 // Missouri, 1/2/15*
Steals:	1 // Vanderbilt, 3/1/15*
Blocks:	2 // Penn, 11/14/14
Field Goals:	6 // Penn, 11/14/14
3-Pointers:	3 // Penn, 11/14/14
Free Throws:	1 // Tennessee St., 11/24/14
Minutes:	25 // Penn, 11/14/14

NCAA HIGHS

Points:	--
Rebounds:	--
Assists:	--
Steals:	--
Blocks:	--
Field Goals:	--
3-Pointers:	--
Free Throws:	--
Minutes:	--



BASHAARA GRAVES

FORWARD

12

SENIOR • 3L • 6-2

CLARKSVILLE, TENN. • CLARKSVILLE H.S.

CAREER HONORS

- Naismith Trophy Women's 50 Watch List -- 2014-15
- Wade Trophy Watch List -- 2014-15
- Wooden Award Preseason Top 30 -- 2014-15
- Coaches Preseason All-SEC First Team -- 2014-15
- College Sports Madness Preseason All-SEC Fourth Team -- 2014-15
- SEC Academic Honor Roll -- 2013-14
- Naismith Trophy Early Season Watch List -- 2013-14
- Wooden Award Preseason Top 30 -- 2013-14
- Wade Trophy Watch List -- 2013-14
- Media & Coaches Preseason All-SEC -- 2013-14
- Full Court National Freshman of the Year -- 2012-13
- Full Court First-Team Freshman All-American -- 2012-13
- WBCA Honorable Mention All-American -- 2012-13
- WBCA All-Region 3 Nominee -- 2012-13
- Coaches SEC Freshman of the Year -- 2012-13
- Associated Press SEC Newcomer of the Year -- 2012-13
- Coaches All-SEC First Team -- 2012-13
- Associated Press All-SEC Second Team -- 2012-13
- Coaches SEC All-Freshman Team -- 2012-13

- SEC First-Year Academic Honor Roll -- 2012-13
- SEC Freshman of the Week -- 2012-13 (Nov. 12, Dec. 3, Dec. 31, Jan. 14)
- Volscars Women's Co-Rookie of the Year -- 2012-13

2014-15 - JUNIOR

- Became the 40th player in Lady Vol history to reach the 1,000-point club on Feb. 1, doing so with 17 points vs. Mississippi State.
- Matched her career high by starting 34 games as a junior, averaging 10.6 points and 7.0 rebounds to rank fourth and third on the team, respectively, in those statistical categories.
- Had the eighth-best overall rebounding average in the SEC as a junior and was third in offensive boards at 3.5 per contest.
- Scored in double figures on 17 occasions, producing four games with 20 or more points.
- Led the team in rebounding 12 times in 2014-15 while notching nine games with 10 or more boards.
- Finished with eight double-doubles (all of them points/



- rebounds) in her third season at Tennessee and bumped her career total to 21.
- Ended the year ranking sixth among active players in the SEC in career double-doubles and standing second among underclassmen on that list.
- Has 771 career rebounds and stood sixth in the SEC among active players and was tops among underclassmen at season's end.
- Opened the season with three-consecutive double-doubles, including 16/10 vs. Penn, 12/10 vs. Oral Roberts and 15/10 vs. Winthrop.
- Scored a career-high 24 points on nine-of-11 marksmanship vs. Boise State in the NCAA First Round.
- Followed up that effort with 21 points on eight-of-17 shooting and added a season-high 14 rebounds in the NCAA Second Round triumph over Pittsburgh.
- Was stellar in Tennessee's top-10 match-up at Notre Dame, pacing UT with 22 points and grabbing eight boards while dishing out three assists.
- Had another fine showing in Tennessee's top-five showdown at South Carolina, tallying 20 points and snaring seven caroms vs. the Gamecocks.
- Posted a career-best five assists vs. Mississippi State at home and vs. Kentucky in the SEC Tournament.

2013-14 - SOPHOMORE

- Started 30 of 35 games as a sophomore and was UT's third leading rebounder (6.8 rpg.) and fourth-leading scorer (9.3 ppg.) despite dealing with nagging injuries.
- Led the team in rebounding on eight occasions in 2013-14 while notching six games with 10 or more boards.
- Ranked No. 3 in the SEC in offensive rebounds per contest at 3.2.
- Set a school record with 14 offensive rebounds against Georgia Tech, recording 18 total rebounds, the most by a Lady Vol since Glory Johnson on March 19, 2012.
- Tallied a double-double against Georgia Tech by adding 23 points to those 18 caroms and dishing out five assists.
- Posted double-doubles in two other games, including vs. Oakland (15/11) and SMU (10/10).
- Racked up a team-leading 20 points with seven rebounds against Kentucky on Feb. 16 for her second 20+ point outing of the season.
- Put up 14 points, going 6-of-9 from the field, with five rebounds at Stanford.
- Notched back-to-back double-digit outings in the SEC Tournament with 14 points vs. LSU and 14 points against Texas A&M while grabbing nine boards in both games as UT went on to win the championship.
- Scored in double figures three times during a stretch of four games with 13 at Mississippi State, 17 vs. Florida and 10 at Texas A&M, where the Lady Vols handed the Aggies their first SEC loss.
- Averaged 10.0 rebounds per contest in NCAA play to lead Tennessee in that category.
- Had a team-best 14 rebounds while adding five points and two blocks vs. Maryland in the NCAA Sweet 16.

2012-13 - FRESHMAN

- Named SEC Freshman of the Year, All-SEC First-Team and SEC All-Freshman Team
- Was the Lady Vols' No. 1 rebounder (8.0) and No. 2 scorer (13.2) as a rookie, ranking seventh and 11th overall (No. 1 in both among freshmen), respectively, in the SEC in those categories.
- Graves' rebounding and scoring averages ranked No. 4 and No. 10, respectively, among all-time freshmen at Tennessee.

- Led Tennessee and was fourth in the SEC in double-doubles as a freshman, posting 10 such performances.
- In UT history, only Chamique Holdscraw (16) and Sheila Frost (11) had more double-doubles as freshmen than Graves, who tied Candace Parker with 10 and was one ahead of Tamika Catchings (9).
- Among those were double-double efforts vs. Stanford (15 pts., 12 rebs.), Notre Dame (19/13) and Louisville (11/10).
- Posted a double-double in her second career game, tallying 18 points and 12 rebounds, to go along with four steals, in a key early win at No. 22/20 Georgia Tech.
- Scored in double figures 29 times in 35 games, including the first eight contests of the season.
- Notched a career-high 23 points (8-11 FG/7-7 FT) and added eight rebounds in the SEC home-opener vs. No. 10/11 Georgia.
- While surrounded by three defensive players, she scored UT's game-winning basket with .8 seconds remaining in the Lady Vols' 64-62 victory at LSU and finished with 17 points.
- Corralled at least 10 rebounds on 11 occasions as a freshman, tying for fifth-most in the conference.
- Had 20 points, six rebounds and three steals in a key road win at Miami (Fla.).

USA/AU BASKETBALL

- Four time gold medalist with USA Basketball.
- Played on the USA U19 squad that captured gold at the 2013 U19 Championships in Lithuania, starting all nine contests as the Americans went undefeated.
- She averaged 8.4 points and 6.2 rebounds, and led the team with a .592 field goal percentage.
- Played on the gold-medal-winning USA Basketball U18 National Team at the 2012 FIBA Americas Championship for Women in Gurabo, Puerto Rico, on Aug. 15-19.
- Averaged 7.4 points, 6.8 rebounds and 19.4 minutes over five contests.
- Previously was a member of the gold medal-winning Team USA U16 team at FIBA Americas and U17 squad at FIBA World Championships.
- Played AAU ball with the Clarksville Lady Shox.

HIGH SCHOOL

- During her four-year career, she started all 135 games and amassed 2,397 points, 1,591 rebounds, 493 assists, 297 steals and 348 blocked shots.
- Averaged 21.3 points, 11.8 rebounds, 3.4 assists, 2.5 steals and 2.3 blocks as a senior while shooting 63.9 percent from the field and 73.7 percent from the free throw line.
- Had points/rebounds averages of 17.9/13.9 as junior, 14.0/12.0 as a sophomore and 15.3/10.1 as a freshman.
- Ranked No. 5 on HoopGurlz Class of 2012 ESPNU 100 Rankings.
- ESPN, McDonald's, Parade Magazine and WBCA All-American (2012).
- All-USA First Team by USA Today and MaxPreps All-America Third Team (2012).
- Parade Magazine All-America Fourth Team (2010).
- ESPN Rise Underclass All-American (2010).
- Tallied 12 rebounds and seven points in 2012 McDonald's All-American Game, hitting a free throw with 0.3 seconds remaining to give the East a 79-78 victory.
- Played in 2012 WBCA All-American Game, joining UT teammate Jasmine Jones on the victorious White squad.
- Gatorade Tennessee Girls Player of the Year (2012).
- Tennessee Sports Writers Association Class 3A All-State Team (2010, 2011, 2012).

- The *Leaf-Chronicle* All-Area Girls Basketball Player of the Year (2011, 2012).
- District 10AAA and Region 9AAA MVP (2011, 2012) and four-time All-District 10AAA.
- Led her team to a 37-1 record as a senior, with the lone loss coming in the Class 3A state semifinals.
- Had 28 points and 22 rebounds in Clarksville's 2012 TSSAA AAA state quarterfinal game.

- Mother is Keinya Graves.
- Siblings include brothers Donovan Young and Giovanni Marshall and sisters Ke'Undrea Ogburn and Semajia Ogburn.
- Majoring in sociology.
- Recipient of the Betty J. Basler Winners' Circle Scholarship.
- Follow @BASH931 on Twitter and @bash931 on Instagram.

PERSONAL

- Full name is Bashaara Keyana Graves
- Born on March 17, 1994, in Clarksville, Tenn.

GRAVES' CAREER STATISTICS

Season	GP-GS	MIN/MPG	FGs	FG Pct	3FGs	3FG Pct	FTs	FT Pct	O-R-Reb	RPG	PF-FO	Asst	TO	Blk	Stl	Pts	PPG
12-13	35-34	1046/29.9	165-316	.522	0-4	.000	131-187	.701	120-161-281	8.0	64-1	42	66	13	49	461	13.2
13-14	35-30	875/25.0	122-228	.535	0-3	.000	82-119	.689	111-127-238	6.8	68-1	42	53	8	14	326	9.3
14-15	36-34	1024/28.4	137-272	.504	0-1	.000	108-146	.740	126-126-252	7.0	72-2	74	63	19	35	382	10.6
Totals	106-98	2945/27.8	424-816	.520	0-8	.000	321-452	.710	357-414-771	7.3	204-4	158	182	40	98	1169	11.0

2014-15 SEASON HIGHS

Points: 24 // Boise St., 3/21/15

Rebounds: 14 // Pitt, 3/23/15

Assists: 5 // Kentucky, 3/7/15*

Steals: 3 // Tennessee St., 11/24/14

Blocks: 2 // Kentucky, 3/7/15*

Field Goals: 10 // Notre Dame, 1/19/15

3-Pointers: --

Free Throws: 7 // Mississippi St., 2/1/15

Minutes: 36 // S. Carolina, 2/23/15*

SEC HIGHS

Points: 23 // Georgia, 1/6/13

Rebounds: 12 // Florida, 1/13/13

Assists: 5 // Mississippi St., 2/1/15*

Steals: 4 // LSU, 2/7/13

Blocks: 2 // Kentucky, 1/29/15

Field Goals: 9 // Alabama, 1/20/13

3-Pointers: --

Free Throws: 7 // Mississippi St., 2/1/15*

Minutes: 38 // Kentucky, 2/16/14*

*Indicates most recent high

CAREER HIGHS

Points: 24 // Boise St., 3/21/15

Rebounds: 18 // Georgia Tech, 11/17/13

Assists: 5 // Kentucky, 3/7/15*

Steals: 4 // LSU, 2/7/13*

Blocks: 2 // Kentucky, 3/7/15*

Field Goals: 10 // Notre Dame, 1/19/15

3-Pointers: --

Free Throws: 9 // Notre Dame, 1/28/13

Minutes: 40 // Notre Dame, 1/28/13

NCAA HIGHS

Points: 24 // Boise St., 3/21/15

Rebounds: 14 // Pitt, 3/23/15*

Assists: 3 // Pitt, 3/23/15*

Steals: 3 // Louisville, 4/2/13*

Blocks: 2 // Maryland, 3/30/14

Field Goals: 9 // Boise St., 3/21/15

3-Pointers: --

Free Throws: 6 // Boise St., 3/21/15

Minutes: 35 // Pittsburgh, 3/23/15*



MEME JACKSON

GUARD/FORWARD

10

FRESHMAN • HS • 5-11

MURFREESBORO, TENN. • BLACKMAN H.S.

USA/AAU BASKETBALL

- Participated in the 2014 USA Basketball Women's U18 National Team Trials.

HIGH SCHOOL

- Ranked No. 21 by Blue Star.
- Ranked No. 25 by All Star Girls Report.
- Ranked No. 35 overall and the No. 7 ranked wing in the 2015 espnW HoopGurlz Top 100 Class.
- Ranked No. 37 overall and the No. 9 wing by ProspectsNation.com.
- Ranked No. 39 overall by D1Spects.com.
- Tennessee Sportswriters Association All-State Team (2014, 2015).
- TSSAA State Championship All-Tournament Team (2014, 2015).
- District MVP (2014).
- All-District (2012, 2014, 2015).
- District All-Tournament (2015).
- Region All-Tournament (2012, 2014, 2015).
- Region Tournament MVP (2015).
- Led BHS to records of 34-1 in 2013-14 and 32-2 in 2014-15

for back-to-back state titles.

- Jackson hit for 15 points in the 2015 state title game, a double-overtime win over crosstown rival Oakland.
- Her team was the No. 1-ranked team in the country by ESPN, USA Today and MaxPreps in 2014.
- Averaged 9.3 ppg., 5.3 rpg., 4.3 apg., 1.5 spg., as a senior but 14.2 over the last six games as Blackman won its second-straight state title.
- Started all 35 games as a junior and averaged 9.4 ppg., 4.4 rpg., 3.4 apg. and 2.3 spg. on a team featuring five NCAA Division I prospects.

PERSONAL

- Full name is Jamasha Starr "Meme" Jackson.
- Parents are Jewell and Laneshia Jackson.
- Siblings include: Marlon, Jaquell and Tyrique.
- Majoring in journalism and electronic media.
- Recipient of the Sam & Millie Gelber Winners' Circle Scholarship.
- Follow @Hoopin-Mj on Twitter or @thememejackson on Instagram.



JASMINE JONES

FORWARD

2

RS-JUNIOR • 2L • 6-2

MADISON, ALA. • BOB JONES H.S.

CAREER HONORS

- SEC Academic Honor Roll -- 2014-15

2014-15 - JUNIOR

- Played in only seven games, starting six of them, in a season shortened because of lingering concussion-like symptoms.
- Was averaging 10.7 points and 5.0 rebounds through six games before playing only 15 minutes vs. Stanford and sitting out the remainder of the season.
- Finished at 9.4 ppg. and 4.6 rpg., scoring in double figures on four occasions.
- Notched career highs in points (19) and rebounds (8) at Chattanooga, hitting 7-of-15 shots from the field and 5-of-7 from the free throw line.
- Scored 16 points and matched her career best for caroms with eight vs. Saint Francis.
- Played well in the win at Rutgers, hitting six of nine shots to finish with 12 points to go along with six rebounds, two steals and a blocked shot.
- Tallied 10 points in the loss at Texas.

2013-14 - SOPHOMORE

- Played in 34 games and got starting nods seven times.
- Recorded four outings with 10 or more points and led the team in rebounding on two occasions.
- Bolstered her reputation as the team's defensive stopper, able to cover any position on the floor.
- Against Maryland in the Sweet 16, put up 11 points, going 4-of-6 in field goals and 3-of-4 from the free throw line, while also grabbing two rebounds in 17 minutes.
- In NCAA games, was 10-of-12 from the free throw line, shooting 83.3 percent.
- Instrumental off the bench in the Lady Vols' 20-point win against Florida, tying her season high in scoring with 13 points, draining a career-high three treys, and tying her season high in steals (2) and field goals (5).
- Pulled down a team-best six rebounds and tied her season high in scoring with 13 points at Vanderbilt, while adding one block and one steal.
- Grabbed 10 boards and was one point away from her first career double-double against Troy on Dec. 14.
- Notched her second game of the season in double figures in rebounds, as she brought down 10 against LSU while adding eight points on Jan. 2.

2012-13 - FRESHMAN

- Was Tennessee's first player off the bench in 18 of 35 games as a freshman, and she played in all 35 contests.
- Perhaps the most athletic player on the roster, she hit double figures in scoring on five occasions.
- Averaging 4.7 points and 3.9 rebounds for the entire season, she elevated her numbers to 6.0 points and 4.0 rebounds in NCAA tournament play.
- Scored a career-high 14 points and added eight points, four blocks an assist and a steal vs. Alabama, which happens to be her mom's alma mater.
- Grabbed a career-best 11 rebounds in only her second college game, also contributing six points and an assist as Tennessee bounced back from a season-opening loss with a big road victory over No. 16/20 Georgia Tech.
- Posted 12 points, seven boards, four assists and a block in the SEC opener vs. No. 13/11 Georgia.
- Named the AutoZone Player of the Game after scoring 12 points, grabbing six rebounds and snagging two steals in UT's 83-64 victory over Vanderbilt.

USA/AAU BASKETBALL

- Played AAU ball for the Southern Starz.

HIGH SCHOOL

- Ranked No. 39 on HoopGurlz ESPNU 100 Rankings.
- WBCA All-American (2012).
- Played in 2012 WBCA All-American Game, joining UT teammate Bashaara Graves on the winning White squad.

- Gatorade State Player of the Year (2012).
- 6A Player of the Year (2011, 2012).
- 6A All-State First Team (2010, 2011, 2012).
- 6A State Championship MVP (2011).
- North/South All-Star MVP (2011).
- Alabama Miss Basketball (2012).
- *Huntsville Times* Elite Basketball POY (2010, 2012).
- Birmingham Super 5 (2010, 2011, 2012).
- Averaged 21 points, 12 rebounds, four assists and three blocks as a senior and shot 57 percent from the floor.
- Averaged 14 points, 15 rebounds and four assists as a junior and 17, 10 and two, respectively, as a sophomore.
- Career highs were 38 pts. (2010) and 20 rebounds (2012).
- Led BJHS to a state title in 2011 and second place in 2012.

PERSONAL

- Full name is Jasmine Daishawn Jones.
- Born on Sept. 29, 1993, in Huntsville, Ala.
- Mother is Latrish Jones, a former women's hoops stand-out player at Alabama.
- Member of honor roll at Bob Jones High School.
- Was a 5-8 high jumper for the BJHS track team.
- Majoring in sociology.
- Recipient of the Elinor F. Reed Women's Basketball Scholarship Endowment.
- Follow @dai_jones02 on Twitter and @dai_jones02 on Instagram.

JONES' CAREER STATISTICS

Season	GP-GS	MIN/MPG	FGs	FG Pct	3FGs	3FG Pct	FTs	FT Pct	O-R-Reb	RPG	PF-FO	Asst	TO	Blk	Stl	Pts	PPG
12-13	35-1	565/16.1	69-155	.445	0-2	.000	28-47	.596	53-83-136	3.9	51-1	24	52	10	31	166	4.7
13-14	34-7	534/15.7	58-162	.358	8-15	.533	38-58	.655	48-72-120	3.5	62-0	32	70	10	32	162	4.8
14-15	7-6	139/19.9	25-58	.431	1-4	.250	15-24	.625	12-20-32	4.6	14-0	7	13	2	5	66	9.4
Totals	76-14	1238/16.3	152-375	.405	9-21	.429	81-129	.628	113-175-288	3.8	127-1	63	135	22	68	394	5.2

2014-15 SEASON HIGHS

Points:	19 // Chattanooga, 11/26/14
Rebounds:	8 // Saint Francis, 12/3/14*
Assists:	4 // Lipscomb, 12/7/14
Steals:	2 // Rutgers, 12/14/14
Blocks:	1 // Rutgers, 12/14/14*
Field Goals:	7 // Chattanooga, 11/26/14
3-Pointers:	1 // Lipscomb, 12/7/14
Free Throws:	6 // Saint Francis, 12/3/14
Minutes:	28 // Chattanooga, 11/26/14*

SEC HIGHS

Points:	14 // Alabama, 1/20/13
Rebounds:	10 // LSU, 1/2/14
Assists:	4 // Georgia, 1/6/13
Steals:	4 // Ole Miss, 2/10/13
Blocks:	4 // Alabama, 1/20/13
Field Goals:	6 // Vanderbilt, 2/17/13
3-Pointers:	2 // Florida, 1/23/14
Free Throws:	4 // Alabama, 1/20/13
Minutes:	28 // Missouri, 1/10/13

*Indicates most recent high

CAREER HIGHS

Points:	19 // Chattanooga, 11/26/14
Rebounds:	11 // Georgia Tech, 11/11/12
Assists:	4 // Lipscomb, 12/7/14*
Steals:	4 // Ole Miss, 2/10/13
Blocks:	4 // Alabama, 1/20/13
Field Goals:	7 // Chattanooga, 11/26/14
3-Pointers:	2 // Florida, 1/23/14
Free Throws:	6 // Saint Francis, 12/3/14
Minutes:	28 // Chattanooga, 11/26/14*

NCAA HIGHS

Points:	11 // Maryland, 3/30/14
Rebounds:	7 // Northwestern St., 3/22/14
Assists:	2 // Northwestern St., 3/22/14
Steals:	2 // Creighton, 3/25/13
Blocks:	1 // Northwestern St., 3/22/14
Field Goals:	4 // Maryland, 3/30/14
3-Pointers:	--
Free Throws:	4 // Northwestern St., 3/22/14
Minutes:	20 // Oral Roberts, 3/23/13





ALEXA MIDDLETON

GUARD

33

SOPHOMORE • 1L • 5-9

MURFREESBORO, TENN. • RIVERDALE H.S.

CAREER HONORS

- SEC First-Year Academic Honor Roll -- 2014-15

2014-15 - FRESHMAN

- Played in all 36 games in her first season at Tennessee, starting the first three.
- She became the 18th freshman to start her first game as a Lady Vol.
- Carded a double-double of 20 points and 11 assists in the opener vs. Penn, recording the most assists by a Lady Vol in a freshman debut.
- It marked the seventh double-double by a UT freshman but the first-ever of the points/assists variety.
- She was only the fifth Lady Vol to score 20 or more in her rookie debut.
- Scored in double figures five times as a freshman, including 12 points on 5-of-6 shooting in a top-10 showdown vs. Oregon State.
- Was 4-of-4 from the field vs. Wichita State and finished with 10 points.
- Ended up on the positive side for assists and turnovers, charting 49 and 40, respectively.
- Committed only one turnover over her final five games of the 2014-15 season.
- Nabbed three or more steals on three occasions, including four vs. Saint Francis to go along with 11 points, seven rebounds and four assists.
- Finished fifth on the team in steals with 26 despite ranking ninth in minutes played.

USA/AU BASKETBALL

- Played for the Tennessee Flight AAU team.

HIGH SCHOOL

- Ranked No. 28 in 2014 espnW HoopGurlz Top 100.
- Rated as a five-star recruit on that list and the No. 4-ranked guard.
- Blue Star rated her as the No. 22 player in the country.

- Full Court ranked her the No. 32 player in the nation.
- All-Star Girls Report had her 46th.
- WBCA All-American (2014).
- McDonald's All-American (2014).
- Had three points, five assists and four rebounds in 20 minutes in the 2014 McDonald's All-American Game.
- Won Powerade Jam Fest skills competition and three-point shootout in conjunction with the McDonald's Game.
- Became first McDonald's All-American to win two contests at the Powerade Jam Fest.
- USA TODAY All-American - Third Team (2014).
- SchollyMe All-World Game participant (2014).
- Class AAA Miss Basketball (2014) and Miss Basketball finalist (2013).
- *Tennessean* Mid-State Player of the Year (2013).
- Played on back-to-back state championship teams in 2012 and 2013.
- Helped 2013 Riverdale team to national championship.
- Four-time Class AAA all-state honoree.
- Four-time all-district and all-region selection.
- Averaged 17.8 ppg., 4.2 rpg., 3.4 apg. and 2.8 spg. as a senior.
- She shot 44% from the field, 35% on threes and 77% from the free throw line.
- As a junior, she averaged 16.0 ppg., 4.0 apg. and 2.5 spg.

PERSONAL

- Full name is Alexa C. Middleton.
- Born on Oct. 31, 1995, in Nashville, Tenn.
- Parents are Michael and Celeste Middleton.
- Celeste played basketball at Murfreesboro Oakland High School and at Lipscomb University.
- Has an older brother, Killen.
- Majoring in advertising.
- Recipient of the Jim Stockdale Basketball Scholarship Endowment
- Follow @AMidd33 on Twitter and @alexacm33 on Instagram.

MIDDLETON'S CAREER STATISTICS

Season	GP-GS	MIN/MPG	FGs	FG Pct	3FGs	3FG Pct	FTs	FT Pct	O-R-Reb	RPG	PF-FO	Asst	TO	Blk	Stl	Pts	PPG
14-15	36-3	483/13.4	53-145	.366	12-42	.286	20-28	.714	18-37-55	1.5	39-0	49	40	1	26	138	3.8
Totals	36-3	483/13.4	53-145	.366	12-42	.286	20-28	.714	18-37-55	1.5	39-0	49	40	1	26	138	3.8

2014-15 SEASON HIGHS

Points:	20 // Penn, 11/14/14
Rebounds:	7 // Saint Francis, 12/3/14
Assists:	11 // Penn, 11/14/14
Steals:	4 // Saint Francis, 12/3/14
Blocks:	1 // Kentucky, 3/7/15
Field Goals:	8 // Penn, 11/14/14
3-Pointers:	2 // Lipscomb, 12/7/14*
Free Throws:	5 // Alabama, 2/19/15
Minutes:	32 // Penn, 11/14/14

CAREER HIGHS

Points:	20 // Penn, 11/14/14
Rebounds:	7 // Saint Francis, 12/3/14
Assists:	11 // Penn, 11/14/14
Steals:	4 // Saint Francis, 12/3/14
Blocks:	1 // Kentucky, 3/7/15
Field Goals:	8 // Penn, 11/14/14
3-Pointers:	2 // Lipscomb, 12/7/14*
Free Throws:	5 // Alabama, 2/19/15
Minutes:	32 // Penn, 11/14/14

■ SEC HIGHS

Points:	7 // Alabama, 2/19/15*
Rebounds:	3 // Georgia, 1/25/15*
Assists:	2 // Alabama, 2/19/15*
Steals:	2 // Alabama, 2/19/15
Blocks:	--
Field Goals:	3 // LSU, 1/22/15
3-Pointers:	1 // Georgia, 2/26/15*
Free Throws:	5 // Alabama, 2/19/15
Minutes:	20 // Alabama, 2/19/15

*Indicates most recent high

■ NCAA HIGHS

Points:	5 // Gonzaga, 3/28/15
Rebounds:	2 // Maryland, 3/30/15
Assists:	1 // Pitt, 3/23/15*
Steals:	1 // Maryland, 3/30/15*
Blocks:	--
Field Goals:	2 // Gonzaga, 3/28/15
3-Pointers:	1 // Gonzaga, 3/28/15
Free Throws:	--
Minutes:	16 // Gonzaga, 3/28/15



NIA MOORE

CENTER

1

SENIOR • 3L • 6-3
CHICAGO, ILL. • BOLINGBROOK H.S.

2014-15 - JUNIOR

- Appeared in all 36 games, starting nine, including the first eight contests.
- Posted five games in double figures, including the first four contests of the season, and hit 20 or more points on three occasions.
- Averaged 20.8 points and 9.5 rebounds per game over UT's first four contests, hitting 57.8 percent of her field goal attempts.
- Produced a (then) career-best 24 points on 12-of-18 shooting in the opener vs. Penn and made it a double-double effort with a career-high 14 rebounds.
- Added four blocks and three assists vs. the Quakers.
- Followed with a 20-point, nine-rebound effort vs. Oral Roberts, adding four more blocks and a pair of steals.
- One of only six players in UT history to record back-to-back 20-point games to open a season.
- After scoring 14 vs. Winthrop, she improved her career scoring best to 25 vs. Tennessee State and picked up another double-double with 11 boards.
- Hit all six shots from the field to tally 14 points vs. Georgia in the SEC Tournament quarterfinals.
- That effort vs. UGA came during the midst of a four-game span from Feb. 26 to March 7 when Moore connected on 14-of-14 attempts from the field.
- Led the team in blocked shots on eight occasions as a junior, including a career-best six-swat outing vs. Alabama.

2013-14 - SOPHOMORE

- Appeared in a career-high 21 games as a sophomore, scoring in double figures twice and in rebounding once.
- Led the team in blocked shots in six contests, including a three-block outing against Tennessee State.
- Had a career day against Troy, recording her first double-double with 10 points and a team-leading 13 rebounds in a 22 minutes of play.
- Recorded her second double-figure scoring outing of the year with a season-high 11 points against Lipscomb.
- Recorded one steal and contributed two points against the Lady Demons in UT's NCAA First Round against Northwestern State.

- Made her 2013-14 season debut against Chattanooga, entering at 9:07 remaining in the first half.
- Scored her first points of the season with a layup with 1:24 to go in the opening frame in that tilt vs. UTC.
- Against the Lady Mocs, she recorded four points, five rebounds and a two blocks in 12 minutes of play.
- Saw action against Northwestern State, St. John's and Maryland during the NCAA Tournament.

2012-13 - FRESHMAN

- Saw action in 20 games and was in the starting lineup vs. Davidson.
- Wore No. 21 during her first year at UT before switching to No. 1 after her rookie season.
- Scored in double figures in a pair of games for the Lady Vols.
- Tossed in a career-high 12 points vs. Ole Miss, connecting on four-of-five shots from the field and four-of-four from the free throw line.
- First double-figure scoring game came vs. Alcorn State, when she rang up 10 points and added a career-best seven boards in a career-high 18 minutes of action.
- Had the highest free throw percentage on the team, hitting four-of-four charity attempts vs. North Carolina, Mississippi State and Ole Miss.
- Blocked two shots in home games vs. Alcorn State, Missouri and Alabama.
- Played vs. Oral Roberts, Creighton and Oklahoma in the NCAA Tournament.

USA/AU BASKETBALL

- Played summer ball with the Illinois Dream Team.

HIGH SCHOOL

- Illinois Basketball Coaches Association 3A-4A All-State Second Team (2012)
- *Chicago Tribune* All-State special-mention selection.
- Rated a three-star recruit by HoopGurlz and the 82nd-best forward in her class nationally.
- Labeled as a shot-blocker/changer by HoopGurlz
- Averaged nine points, seven rebounds and 2.2 blocks as a senior.



PLAYERS

- Was one of seven players on that team to sign with an NCAA Division I school.
- Played with her twin sister, Annaya, and Lady Vol teammate Ariel Massengale at Bolingbrook High School.
- Helped BHS win at state title in 2010-11 after transferring from Morgan Park High School.
- Originally signed with Illinois, but asked for, and was granted, a release.

PERSONAL

- Full name is Nia Amina Moore.
- Born Sept. 11, 1993, in Chicago, Ill.
- Mother is Ayanna Moore.
- Twin sister, Annaya, played basketball at Troy (Ala.) University and is now a manager for the Lady Vols.
- Other siblings include Cameron, Kalil and Jeff.
- Majoring in psychology and scheduled to graduate in December 2015.
- Recipient of the Doris Lewis Winners' Circle Scholarship.
- Follow @niamoore1 on Instagram.

MOORE'S CAREER STATISTICS

Season	GP-GS	MIN/MPG	FGs	FG Pct	3FGs	3FG Pct	FTs	FT Pct	O-R- Reb	RPG	PF-FO	Asst	TO	Blk	Stl	Pts	PPG
12-13	20-1	154/7.7	19-46	.413	0-0	.000	17-18	.944	18-20-38	1.9	18-0	4	14	11	7	55	2.8
13-14	21-0	132/6.3	19-38	.500	0-0	.000	10-13	.769	19-26-45	2.1	9-0	6	13	15	2	48	2.3
14-15	36-9	384/10.7	75-133	.564	0-0	.000	19-30	.633	39-67-106	2.9	55-0	12	40	33	17	169	4.7
Totals	77-10	670/8.7	113-217	.521	0-0	.000	46-61	.754	76-113-189	2.5	82-0	22	67	59	26	272	3.5

2014-15 SEASON HIGHS

Points:	25 // Tennessee St., 11/24/14
Rebounds:	14 // Penn, 11/14/14
Assists:	3 // Penn, 11/14/14
Steals:	4 // Vanderbilt, 3/1/15
Blocks:	6 // Alabama, 2/19/15
Field Goals:	12 // Penn, 11/14/14
3-Pointers:	--
Free Throws:	5 // Tennessee St., 11/24/14
Minutes:	31 // Penn, 11/14/14

SEC HIGHS

Points:	12 // Ole Miss, 2/10/13
Rebounds:	7 // Alabama, 2/19/15
Assists:	1 // Ole Miss, 2/12/15*
Steals:	4 // Vanderbilt, 3/1/15
Blocks:	6 // Alabama, 2/19/15
Field Goals:	4 // Georgia, 2/26/15*
3-Pointers:	--
Free Throws:	4 // Ole Miss, 2/10/13*
Minutes:	22 // Alabama, 2/19/15

*Indicates most recent high

CAREER HIGHS

Points:	25 // Tennessee St., 11/24/14
Rebounds:	14 // Penn, 11/14/14*
Assists:	3 // Penn, 11/14/14*
Steals:	4 // Vanderbilt, 3/1/15
Blocks:	6 // Alabama, 2/19/15
Field Goals:	12 // Penn, 11/14/14*
3-Pointers:	--
Free Throws:	5 // Tennessee St., 11/24/14
Minutes:	31 // Penn, 11/14/14*

NCAA HIGHS

Points:	8 // Boise St., 3/21/15
Rebounds:	3 // Pitt, 3/23/15
Assists:	2 // Oral Roberts, 3/23/13
Steals:	1 // Northwestern St., 3/22/14
Blocks:	2 // Pitt, 3/23/15
Field Goals:	4 // Boise St., 3/21/15
3-Pointers:	--
Free Throws:	--
Minutes:	12 // Pitt, 3/23/15



JAMIE NARED

GUARD/FORWARD

31

SOPHOMORE • 1L • 6-2
PORTLAND, ORE. • WESTVIEW H.S.

CAREER HONORS

- SEC First-Year Academic Honor Roll -- 2014-15

2014-15 - FRESHMAN

- Played in all 36 games and started three, averaging 5.2 pts. and 3.5 rebounds per contest.
- Scored in double figures nine times as a rookie, hitting for a career-best 20 points while shooting 7-of-12 from the field and 5-of-5 from the free throw line vs. Saint Francis.
- Had double-figure point totals in three of her first four games, making her Lady Vol debut with 10 points, five rebounds, four assists and a block vs. Penn.
- Ranked second on the team in free throw percentage at 83.1 percent.
- Played in all three games of the SEC Tournament and averaged 8.3 points and 5.3 rebounds per contest.
- Produced 10 points, six rebounds and four assists in the SEC quarterfinal win over Georgia.
- Followed that effort with nine points vs. Kentucky in the SEC semifinals and matched a (then) career high with seven rebounds.
- Played a key role in Tennessee's come-from-behind NCAA Sweet 16 win over Gonzaga, tallying 12 points, six rebounds and a block in 28 minutes.
- Scored a personal SEC-high 13 points and added five boards, two assists and a steal in the regular-season finale vs. Vanderbilt.
- Turned in 12 minutes of gritty play and tallied four points, a (then) SEC personal-high three steals, two rebounds and an assist in a 73-72 win at #10/10 Kentucky.
- Grabbed a career-high 10 rebounds and tallied six points and an assist in the win over Boise State in the NCAA First Round.

USA/AAU BASKETBALL

- Participated in 2012 USA U17 World Championship Team Trials along with current Lady Vols Alexa Middleton and Mercedes Russell.
- Participated in the 2011 USA U16 Team Trials.
- Played for Team Concept AAU team with current Lady Vol teammates and fellow Oregonians Russell and Jordan Reynolds.

HIGH SCHOOL

- Ranked No. 6 in 2014 espnW HoopGurlz Top 100.
- Rated as a five-star recruit on that list and the No. 1 wing.

NARED'S CAREER STATISTICS

Season	GP-GS	MIN/MPG	FGs	FG Pct	3FGs	3FG Pct	FTs	FT Pct	O-R- Reb	RPG	PF-FO	Asst	TO	Blk	Stl	Pts	PPG
14-15	36-3	566/15.7	60-159	.377	8-36	.222	59-71	.831	55-72-127	3.5	45-0	38	32	12	24	187	5.2
Totals	36-3	566/15.7	60-159	.377	8-36	.222	59-71	.831	55-72-127	3.5	45-0	38	32	12	24	187	5.2

- Full Court ranked her the No. 9 player in the nation.
- Blue Star rated her No. 19 nationally.
- The All-Star Girls Report had her at No. 25 in the country.
- McDonald's All-American (2014).
- Tallied a team-leading 15 points, four rebounds and two steals in 17 minutes to help the West to victory in the 2014 McDonald's All-American Game.
- Parade All-American (2014).
- USA TODAY All-American - Second Team (2014).
- Max Preps All-American - Second Team (2014).
- Gatorade Oregon Girls Basketball Player of the Year (2014).
- Oregon 6A Player of the Year (2014).
- The *Oregonian* Player of the Year (2014).
- Three-time recipient of 6A OSAA All-State accolades (2012, 2013, 2014).
- Three-time Metro League Player of the Year (2012, 2013, 2014).
- Four-time All-Metro League First Team (2011, 2012, 2013, 2014).
- Carded 30 points and 13 rebounds vs. Beaverton in 2014 6A third-place game.
- Helped WHS finish second in state as a sophomore and fourth as a junior.
- Averaged 28.2 ppg., 14.0 rpg., 4.1 spg. and 3.0 apg. in 2014.
- Posted 23.7 ppg., 9.6 rpg., 4.7 spg., 2.5 apg. and 1.0 bpg. during junior season.
- Featured in *New York Times*, Good Morning America and CNN in 2008 as a 12-year-old being banned from a boys basketball league for being too good.

PERSONAL

- Jaime Nicole Nared was born Sept. 14, 1995, in Portland, Ore.
- Parents are Reiko Williams and Greg Nared.
- Father played basketball at Maryland from 1985-89.
- Has two sisters, Jackie Nared and Eboni Clay.
- Jackie signed to play basketball at Maryland, transferred and finished her career in 2013-14 at St. Mary's College in California.
- Majoring in communication studies.
- Recipient of the Marion D. Hoppe Winners' Circle Scholarship.
- Follow @jaimenared on Twitter and @jaimenared on Instagram.

GENERAL

STAFF

PLAYERS

REVIEW

HISTORY

FACILITIES

NCAA

SEC

RECORDS

MEDIA INFO



2014-15 SEASON HIGHS

Points:	20 // Saint Francis, 12/3/14
Rebounds:	10 // Boise St., 3/21/15
Assists:	5 // Alabama, 2/19/15
Steals:	4 // Saint Francis, 12/3/14
Blocks:	2 // Kentucky 2/15/15*
Field Goals:	7 // Saint Francis, 12/3/14
3-Pointers:	1 // Gonzaga, 3/28/15*
Free Throws:	7 // Vanderbilt, 3/1/15*
Minutes:	28 // Gonzaga, 3/28/15*

SEC HIGHS

Points:	13 // Vanderbilt, 3/1/15
Rebounds:	7 // Florida, 2/8/15
Assists:	5 // Alabama, 2/19/15
Steals:	3 // Kentucky, 1/29/15
Blocks:	2 // Kentucky 2/15/15*
Field Goals:	4 // Kentucky, 2/15/15
3-Pointers:	1 // Florida, 2/8/15*
Free Throws:	7 // Vanderbilt, 3/1/15
Minutes:	28 // Kentucky, 2/15/15

*Indicates most recent high

CAREER HIGHS

Points:	20 // Saint Francis, 12/3/14
Rebounds:	10 // Boise St., 3/21/15
Assists:	5 // Alabama, 2/19/15
Steals:	4 // Saint Francis, 12/3/14
Blocks:	2 // Kentucky 2/15/15*
Field Goals:	7 // Saint Francis, 12/3/14
3-Pointers:	1 // Gonzaga, 3/28/15*
Free Throws:	7 // Vanderbilt, 3/1/15*
Minutes:	28 // Gonzaga, 3/28/15

NCAA HIGHS

Points:	12 // Gonzaga, 3/28/15
Rebounds:	10 // Boise St., 3/21/15
Assists:	2 // Pittsburgh, 3/23/15
Steals:	--
Blocks:	1 // Gonzaga, 3/28/15
Field Goals:	3 // Gonzaga, 3/28/15
3-Pointers:	1 // Gonzaga, 3/28/15*
Free Throws:	5 // Gonzaga, 3/28/15
Minutes:	28 // Gonzaga, 3/28/15



JORDAN REYNOLDS

GUARD

0

JUNIOR • 2L • 5-11

PORTLAND, ORE. • CENTRAL CATHOLIC H.S.

CAREER HONORS

- SEC All-Tournament Team -- 2014-15
- SEC First-Year Academic Honor Roll -- 2013-14

2014-15 - SOPHOMORE

- Played in every game, starting in 31 of those, and averaged 7.3 points and 3.6 rebounds per contest.
- Scored 10-plus points in 10 contests, including a career high 17 vs. South Carolina in the final game of the SEC tourney.
- Led the team in scoring on three occasions and notched back-to-back double-digit point games on two occasions for the first time in her career.
- Shot 79.4 percent from the free throw line, the fourth-best mark on the team.
- Recorded 83 assists vs. only 56 turnovers, sporting a 1.5 assist-to-turnover ratio.
- Led the team in steals on nine occasions, including eight outings with three or more swipes.
- Averaged 11.3 points and 5.7 rebounds per game and made the SEC All-Tournament Team.
- Scored a career-high 17 points vs. South Carolina in the SEC Tournament championship game.
- Posted 13 points and seven boards vs. Kentucky in the SEC tourney semifinal contest.
- Had 12 points, seven rebounds, three assists and a block, and she hit the game-tying free throw vs. Gonzaga to

send the game into overtime after UT had been down 17 points in the NCAA Sweet 16.

- Finished with 13 points, three steals and a pair of rebounds at Florida, setting the tone in the second half with 10 points over the final 20 minutes.
- Tallied 15 points vs. Georgia for a (then) career best and propelled UT past a pesky Lady Bulldogs squad in Knoxville.
- Carded a career-high seven steals vs. Oral Roberts, the most by a Lady Vol sophomore since Loree Moore had seven in 2002.

2013-14 - FRESHMAN

- Key player off the bench as a rookie, earning more time as a reserve guard during the second half of the season.
- In 34 games, she posted 62 assists compared to only 34 turnovers during her first college season.
- That differential resulted in a 1.8 assist-to-turnover ratio, which ranked her second on the team behind Ariel Mas-sengale.
- Connected on 18-of-23 free throw attempts, making her final 14 shots of the season to finish at 78.3 percent for the year.
- Driving force in UT's 17th SEC Tournament title, scoring a career-best 11 points, going 4-of-6 from the field and a perfect 3-for-3 from the free throw line vs. Kentucky.
- Scored nine of those points in the game's final five min-

utes vs. the Wildcats.

- Was trending nationally on Twitter because of her contributions in the win over UK in that game.
- Instrumental in UT's SEC semifinal game victory vs. Texas A&M, tallying nine points on four field goals made.
- With Ariel Massengale out because of injury and Andraya Carter in foul trouble, Reynolds stepped up at Ole Miss and contributed seven points, three rebounds and a steal toward the road victory.
- Sidelined during the Missouri game due to a turned left ankle in practice the day before, marking the only game of the season she did not play.

USA/AU BASKETBALL

- Participated in USA tryouts for U19 team in 2013 and U16 in 2011 but was not chosen for those squads.
- Played on AAU club Team Concept along with fellow Oregonian Mercedes Russell.

HIGH SCHOOL

- Rated No. 26 player nationally by Women's Basketball Insider.
- Ranked No. 40 by Full Court and No. 42 by espnW/Hoop-Guriz.
- That organization ranked her as the No. 10 guard in the class and a four-star recruit.
- Blue Star rated her as the No. 53 overall player in the class.
- Chosen a McDonald's All-American and a fourth-team MaxPreps All-American (2013).
- Tallied 10 points, 11 rebounds, three assists and a steal to help West triumph at the McDonald's All-American game in Chicago on April 3.
- Played in the 19th-annual Buffalo Wild Wings Northwest Shootout on April 20, 2013, representing Oregon in an

all-star game vs. players from Washington.

- Class 6A Player of the Year (2012)
- Class 6A All-State First Team (2012, 2013)
- Class 5A All-State Second Team (2011) while playing at Jefferson High School.
- Averaged 18.5 points per contest as a senior during the 2013 season.
- Scored a double-double of 15 points and 13 rebounds and added six assists as Central Catholic won its first-ever 6A state title (2013).
- Named to OSAA Class 6A All-Tournament Team for her play in state tourney.
- Averaged 18.3 points, 7.5 rebounds, 5.0 assists and 4.9 steals as a junior.
- Was on Jefferson's 5A state title team in 2010.
- Member of student council and on honor roll at CCHS.

PERSONAL

- Full name is Jordan Ailess Reynolds.
- Born on Aug. 4, 1995, in Portland, Ore.
- Parents are Kimberly James and Gary Thomas, and her stepfather is Mark James.
- Her mom played basketball at San Diego State, and her aunt, Deborah Lange, played at Oregon.
- Siblings include Kevin, Darius, Ariel and Payton Reynolds.
- Ariel played at the University of Utah.
- Jordan's high school coach, Sandy Dickerson, spent her prep days at Springfield High School, alma mater of UT teammate and fellow Oregonian Mercedes Russell.
- Majoring in recreation and sport management.
- Recipient of the Richard & Donna Fraser Winners' Circle Scholarship.
- Twitter handle is @kobeereynolds.
- Follow @kobeereynolds on Twitter and @jOrdanreyn0lds on Instagram.

REYNOLDS' CAREER STATISTICS

Season	GP-GS	MIN/MPG	FGs	FG Pct	3FGs	3FG Pct	FTs	FT Pct	O-R	Reb	RPG	PF-FO	Asst	TO	Blk	Stl	Pts	PPG
13-14	34-0	549/16.1	49-129	.380	12-49	.245	18-23	.783	7-57	64	1.9	39-0	62	34	4	31	128	3.8
14-15	36-35	923/25.6	95-253	.375	21-66	.318	50-63	.794	31-100	131	3.6	38-0	83	56	10	53	261	7.3
Totals	70-35	1472/21.0	144-382	.377	33-115	.287	68-86	.791	38-157	195	2.8	77-0	145	90	14	84	389	5.6

2014-15 SEASON HIGHS

Points:	17 // S. Carolina, 3/8/15
Rebounds:	8 // Winthrop, 11/21/14*
Assists:	7 // Winthrop, 11/21/14*
Steals:	7 // Oral Roberts, 11/17/14
Blocks:	2 // Vanderbilt, 3/1/15
Field Goals:	6 // S. Carolina, 3/8/15
3-Pointers:	3 // Kentucky, 3/7/15
Free Throws:	7 // Gonzaga, 3/28/15*
Minutes:	38 // Gonzaga, 3/28/15

SEC HIGHS

Points:	15 // Georgia, 1/25/15
Rebounds:	7 // Alabama, 2/19/15
Assists:	6 // Texas A&M, 1/8/15
Steals:	4 // Vanderbilt, 3/1/15
Blocks:	2 // Vanderbilt, 3/1/15*
Field Goals:	5 // Florida, 2/8/15*
3-Pointers:	2 // Florida, 2/8/15*
Free Throws:	6 // Kentucky, 2/16/14
Minutes:	34 // Kentucky, 1/29/15

CAREER HIGHS

Points:	17 // S. Carolina, 3/8/15
Rebounds:	8 // Winthrop, 11/21/14*
Assists:	8 // Lipscomb, 12/29/13
Steals:	7 // Oral Roberts, 11/17/14
Blocks:	2 // Vanderbilt, 3/1/15*
Field Goals:	6 // S. Carolina, 3/8/15
3-Pointers:	3 // Kentucky, 3/7/15
Free Throws:	7 // Gonzaga, 3/28/15*
Minutes:	38 // Gonzaga, 3/28/15

NCAA HIGHS

Points:	12 // Gonzaga, 3/28/15
Rebounds:	7 // Maryland, 3/30/15*
Assists:	4 // Pitt, 3/23/15
Steals:	2 // Maryland, 3/30/15
Blocks:	1 // Gonzaga, 3/28/15*
Field Goals:	4 // Maryland, 3/30/15
3-Pointers:	1 // Gonzaga, 3/28/15*
Free Throws:	7 // Gonzaga, 3/28/15
Minutes:	38 // Gonzaga, 3/28/15

*Indicates most recent high



MERCEDES RUSSELL

CENTER

21

RS-SOPHOMORE • 1L • 6-6
 SPRINGFIELD, ORE. • SPRINGFIELD H.S.

CAREER HONORS

- SEC First-Year Academic Honor Roll -- 2013-14
- SEC Freshman of the Week -- 2013-14 (12/23-12/30)

2014-15 - SOPHOMORE AT TENNESSEE

- Sat out 2014-15 season as a redshirt, recovering from off-season surgery on both feet.

2013-14 - FRESHMAN

- Played in all 35 games, starting five, leading UT with 40 blocks and in field goal pct. at 59.6 percent (93-156).
- Was team's fourth-leading rebounder (5.0 rpg.) and seventh-best scorer (6.3), averaging 18.5 minutes per contest as a rookie.
- Scored in double figures nine times and had 10 or more rebounds on two occasions.
- Shot 60 percent or better from the field in 18 games as a freshman.
- Finished at 51.4 percent from the free throw line after getting off to a rocky start, but nailed 19-of-23 for 82.6 percent over the final 14 games.
- Recorded a career-best 15 points against Chattanooga, hitting seven of 11 field goals and grabbing four rebounds in 22 minutes.
- Scored 14 points against Georgia Tech, connecting on 6-of-8 shots from the field and 2-of-2 from the free throw line.
- Instrumental in UT's SEC semifinal win vs. Texas A&M, scoring 11 points, going 4-for-4 from the field and 3-for-3 from the line, and grabbing six rebounds.
- Posted career-best 11-rebound efforts vs. Missouri and at Texas A&M.
- Picked up SEC Freshman of the Week honors (Dec. 30) after scoring 12 points and tallying seven rebounds and five blocks against Lipscomb.
- Made her college debut at Middle Tennessee and contributed 11 points, seven rebounds and three blocks to the come-from-behind victory.
- Racked up a career-best six blocks against Tennessee State to go with 12 points and seven caroms.
- Shot 77.8 percent from the field (7-for-9) in NCAA post-season action.
- Led UT in scoring for the first time with 12 points against Northwestern State in the NCAA First Round, going 5-for-6 from the field and a perfect 2-for-2 from the free throw line.

USA/AAU BASKETBALL

- Three-time gold medalist with USA Basketball.
- Most recently, she was victorious at the 2015 World University Games alongside UT teammate Diamond DeShields and with Holly Warlick serving as an assistant.
- Led 2015 WUG team with 9.2 rpg. and was third in scoring at 13.0 ppg., recording three double-doubles and shooting 53.7 percent as the USA went 6-0 in the tourney.
- Won two gold medals in international play with USA Bas-

- ketball, playing for former Lady Vol Jill Rankin-Schneider.
- Member of USA squad that won FIBA U17 World Championship in Amsterdam, The Netherlands, in August 2012.
- Started all eight games for the U17 squad, averaging 8.9 points and 6.9 rebounds and hitting 64.0% from the field.
- Also struck gold in June 2011 with the USA U16 team at the FIBA Americas Championship in Merida, Mexico.
- Set USA U16 single-game records for rebounds (15) and blocks (5) and tournament records for rebounds (11.4) and blocks (4.0) averaged.
- Started all five games, contributing 11.6 points, 11.4 rebounds and 4.0 blocks for that unit.

HIGH SCHOOL

- Named No. 1 player in the nation in 2013 by espnW Hoop-Gurlz and Women's Basketball Insider.
- Blue Star Basketball and Full Court both ranked her as the No. 2 player.
- Highest ranked player to sign with Tennessee since Candace Parker in 2004.
- Gatorade National Girls Basketball Player of the Year (2013).
- Was presented the award on March 20 by Olympic gold medalist and WNBA star Maya Moore.
- Attended 2013 ESPYs as Gatorade National Female Athlete of the Year finalist.
- American Family Insurance All-USA Girls Basketball First Team (2013).
- Finalist for Naismith Girls High School Player of the Year (2013).
- Named a WBCA and McDonald's All-American and a first-team MaxPreps All-American (2013).
- Named MVP of McDonald's All-American game in Chicago on April 3, turning in 16 points, 12 rebounds and three blocked shots.
- Class 5A State Player of the Year (2011, 2012, 2013).
- Class 5A All-State First team (2011, 2012, 2013)
- Led Springfield to a pair of 5A state titles (2011, 2012) and a runner-up finish (2013).
- Averaged 25.1 points, 12.3 rebounds, 5.5 blocks, 3.9 assists and 2.0 steals as a senior.
- Finished her prep career with 2,273 points to rank number four all-time in the state.
- Also added 1,642 rebounds and 562 blocked shots during her career.
- Averaged 26.0 points, 15.0 rebounds, 6.0 blocks and 5.0 assists as a junior.
- Produced 24.5 points, 15.0 rebounds and 5.0 blocks per contest as a sophomore.
- Honor roll student at SHS.

PERSONAL

- Full name is Mercedes Briann Russell.
- Born on July 27, 1995, in Springfield, Ore.
- Parents are Tammy Hill and Lorenzo Russell.
- Shoots right-handed but writes with her left hand.
- Lists Candace Parker as a role model.

- Joins Kelley Cain and Vonda Ward as the three tallest players in UT history at 6-6.
- Majoring in communication studies.
- Recipient of the Tom & Peg Haynes Olympic Develop-

- ment Endowment and the Perry Stuart Smith Women's Basketball Scholarship Endowment.
- Follow @MerSladezz on Twitter and @mersladezz on Instagram.

RUSSELL'S CAREER STATISTICS

Season	GP-GS	MIN/MPG	FGs	FG Pct	3FGs	3FG Pct	FTs	FT Pct	O-R-Reb	RPG	PF-FO	Asst	TO	Blk	Stl	Pts	PPG
13-14	35-5	647/18.5	93-156	.596	0-0	.000	36-70	.514	67-107-174	5.0	53-0	18	45	40	14	222	6.3
Totals	35-5	647/18.5	93-156	.596	0-0	.000	36-70	.514	67-107-174	5.0	53-0	18	45	40	14	222	6.3

2013-14 SEASON HIGHS

Points:	15 // Chattanooga, 11/14/13
Rebounds:	11 // Missouri, 2/23/14*
Assists:	3 // St. John's, 3/24/14
Steals:	2 // St. John's, 3/24/14*
Blocks:	6 // Tenn. State, 12/17/13
Field Goals:	7 // Chattanooga, 11/14/13
3-Pointers:	--
Free Throws:	3 // Texas A&M, 3/8/14*
Minutes:	26 // St. John's, 3/24/14*

SEC HIGHS

Points:	9 // LSU, 1/2/14
Rebounds:	11 // Missouri, 2/23/14*
Assists:	1 // Ole Miss, 2/6/14*
Steals:	2 // LSU, 2/27/14
Blocks:	3 // Ole Miss, 1/9/14
Field Goals:	4 // LSU, 1/2/14
3-Pointers:	-
Free Throws:	3 // Auburn, 2/20/14*
Minutes:	26 // Ole Miss, 2/6/14*

*Indicates most recent high

CAREER HIGHS

Points:	15 // Chattanooga, 11/14/13
Rebounds:	11 // Missouri, 2/23/14*
Assists:	3 // St. John's, 3/24/14
Steals:	2 // St. John's, 3/24/14*
Blocks:	6 // Tenn. State, 12/17/13
Field Goals:	7 // Chattanooga, 11/14/13
3-Pointers:	--
Free Throws:	3 // Texas A&M, 3/8/14*
Minutes:	26 // St. John's, 3/24/14*

NCAA HIGHS

Points:	12 // Northwestern St., 3/22/14
Rebounds:	9 // St. John's, 3/24/14
Assists:	3 // St. John's, 3/24/14
Steals:	2 // St. John's, 3/24/14
Blocks:	3 // Maryland, 3/30/14
Field Goals:	5 // Northwestern St., 3/22/14
3-Pointers:	-
Free Throws:	2 // Northwestern St., 3/22/14
Minutes:	26 // St. John's, 3/24/14

GENERAL

STAFF

PLAYERS

REVIEW

HISTORY

FACILITIES

NCAA

SEC

RECORDS

MEDIA INFO



PLAYERS

CAREER GAME-BY-GAME STATISTICS

ANDRAYA CARTER

2012-13 Opp.	Pts.	Reb.	Asts.	Blk	Stl.
*at Chattanooga	4	2	0	0	2
*at Georgia Tech	3	4	4	0	1
*Rice	5	0	1	1	1
*at Miami	16	3	3	0	0
*Alcorn State	7	2	2	0	4
Middle Tenn.	2	0	2	0	1
North Carolina	0	0	1	0	0

2013-14 Opp.	Pts.	Reb.	Asts.	Blk	Stl.
at MTSU	10	4	1	1	0
at UNC	10	3	0	0	1
Chattanooga	5	2	1	0	1
Georgia Tech	8	2	3	0	2
Oakland	3	4	4	0	2
Virginia	0	2	2	1	0
*SMU	4	4	2	0	1
Texas	5	3	1	0	3
Troy	4	2	6	0	2
*Tennessee State	7	7	3	0	1
*at Stanford	7	1	0	0	2
*Lipscomb	3	2	1	0	1
*LSU	2	3	0	1	1
Georgia	8	5	2	0	1
Ole Miss	14	6	0	0	2
Vanderbilt	2	3	1	0	3
Mississippi State	9	5	1	0	2
Notre Dame	4	3	1	0	1
Florida	14	1	8	0	2
*Texas A&M	10	2	6	0	2
*Arkansas	10	2	3	1	2
*Alabama	7	1	4	0	3
*Ole Miss	5	1	1	0	0
*Vanderbilt	11	1	7	0	5
*Kentucky	4	1	2	0	1
*Auburn	12	1	4	0	2
*Missouri	8	6	0	0	1
*LSU	0	1	3	1	1
*South Carolina	14	4	2	0	0
*LSU	10	5	0	0	1
*Texas A&M	8	1	2	0	1
*Kentucky	9	2	2	0	1
*Northwestern St.	7	2	3	0	2
*St. John's	7	2	2	1	4
*Maryland	2	0	3	0	2

2014-15 Opp.	Pts.	Reb.	Asts.	Blk	Stl.
Oral Roberts	8	4	4	1	6
Winthrop	9	5	3	0	6
*Tennessee St.	8	5	5	0	2
*Chattanooga	6	5	3	0	2
at Texas	13	7	0	1	1
*Saint Francis	12	3	4	1	3
*at Lipscomb	0	2	3	0	4
*at Rutgers	0	1	0	0	3
*Wichita State	4	3	1	1	3
Stanford	2	2	1	0	2
*Oregon State	4	2	2	0	2
*Missouri	16	7	1	0	1
*at Vanderbilt	19	4	1	0	2
* Texas A&M	6	2	4	1	2
* at Arkansas	2	3	1	3	1
*at Auburn	11	1	4	0	4
*at Notre Dame	9	3	3	1	4
*LSU	13	3	1	0	3
*Georgia	2	1	0	0	1
*at Kentucky	8	3	3	1	1
*Mississippi St.	6	1	2	0	1
*at Florida	7	4	4	0	5

*at Ole Miss	5	3	4	1	2
*Kentucky	11	4	3	0	2
*Alabama	9	3	3	0	2
*at S. Carolina	10	2	2	0	2
*at Georgia	9	2	2	1	1
*Vanderbilt	12	4	5	1	1
*Georgia	8	3	0	0	1
*Kentucky	12	0	0	0	2
*S. Carolina	7	3	0	0	0
*Boise St.	8	4	4	0	3
*Pitt	10	2	0	0	2
*Gonzaga	0	2	0	0	1
*Maryland	5	4	1	1	2

DIAMOND DeSHIELDS

2013-14 Opp.	Pts.	Reb.	Asts.	Blk	Stl.
AT UNC					
Air Force	16	1	1	0	4
Tennessee	8	1	1	0	3
at UCLA	3	5	2	0	0
Coastal Carolina	21	7	4	1	3
Coppin State	16	7	2	0	5
vs. Arkansas St.	24	4	2	0	1
vs. Arizona St.	28	8	0	0	5
vs. Illinois	18	8	4	0	2
Nebraska	11	4	4	0	0
Charleston So.	10	5	7	0	2
vs. New Orleans	20	1	4	0	2
vs. So. Carolina	17	6	1	0	1
High Point	4	4	0	0	1
Maryland	12	5	3	2	1
NC State	21	9	4	1	2
at Florida State	25	7	1	0	1
Clemson	24	4	3	0	0
at Boston Coll.	12	4	1	0	1
at Wake Forest	19	7	0	0	3
Syracuse	21	8	5	0	2
Miami	18	6	2	0	2
at Georgia Tech	22	9	5	0	2
at Duke	30	3	3	2	1
Pittsburgh	19	6	4	0	1
at NC State	38	4	1	0	2
at Virginia	13	5	3	0	0
Virginia Tech	8	7	3	1	1
at Notre Dame	17	9	3	0	0
Duke	18	4	4	0	0
vs. Wake Forest	17	8	3	1	3
vs. Maryland	22	1	3	0	1
vs. Duke	25	6	2	0	2
vs. UT-Martin	15	1	4	0	1
vs. Michigan St.	24	12	2	0	3
vs. So. Carolina	19	3	0	2	2
vs. Stanford	13	4	1	1	1

KORTNEY DUNBAR

2014-15 Opp.	Pts.	Reb.	Asts.	Blk	Stl.
Penn	15	1	0	2	1
Oral Roberts	10	6	1	0	1
Winthrop	3	1	0	1	1
Tennessee St.	8	0	0	1	1
Saint Francis	6	5	0	1	0
at Lipscomb	3	1	0	1	0
Stanford	0	0	0	0	0
Missouri	0	2	1	0	0
at Vanderbilt	0	1	0	0	0
Texas A&M	0	1	0	0	0
at Arkansas	0	0	0	0	0
at Auburn	0	2	0	0	0
LSU	0	1	0	0	0
Georgia	3	0	0	0	0

at Florida	0	0	0	0	0
at Ole Miss	5	1	0	0	0
Kentucky	2	1	0	0	0
Vanderbilt	3	3	0	0	1
Georgia	3	1	0	0	0
Kentucky	0	0	0	0	0

BASHAARA GRAVES

2012-13 Opp.	Pts.	Reb.	Asts.	Blk	Stl.
at Chattanooga	14	8	0	0	1
*at Georgia Tech	18	12	0	0	4
*Rice	18	6	3	0	0
*at Miami	20	6	0	0	3
*Alcorn State	10	3	2	0	1
*Middle Tenn.	15	12	1	0	3
*North Carolina	11	8	2	0	1
*at Texas	14	10	0	2	0
*at Baylor	6	4	0	0	1
*Stanford	15	10	0	0	0
*Davidson	16	10	1	2	2
*Rutgers	11	14	0	0	2
*at S. Carolina	9	8	1	0	1
*Georgia	23	8	2	0	0
*Missouri	16	8	2	1	1
*at Florida	17	12	4	0	2
*at Auburn	7	11	3	0	1
*Alabama	19	8	0	0	1
*at Vanderbilt	16	8	1	0	0
*Notre Dame	19	13	1	0	1
*Mississippi State	10	7	1	0	2
*at Missouri	11	6	0	1	0
*at LSU	17	4	1	0	4
*Ole Miss	19	11	1	1	1
*Vanderbilt	13	7	1	1	1
*Auburn	14	9	5	1	3
*at Arkansas	11	9	0	0	3
*Texas A&M	14	7	1	0	1
*at Kentucky	12	5	0	1	0
*vs. Florida	10	6	0	0	1
*vs. Texas A&M	4	5	1	1	0
*Oral Roberts	11	7	3	0	2
*Creighton	4	3	2	0	0
*vs. Oklahoma	6	4	0	1	3
*vs. Louisville	11	10	3	1	3

2013-14 Opp.	Pts.	Reb.	Asts.	Blk	Stl.
*at MTSU	4	4	1	0	1
*at UNC	8	8	3	0	0
*Chattanooga	11	7	1	0	0
*Georgia Tech	23	18	5	0	0
Oakland	15	11	1	1	0
*Virginia	7	5	1	0	0
*SMU	10	10	1	0	1
Texas	7	6	1	0	1
*Troy	16	5	2	0	3
*Tennessee State	17	8	1	1	1
*at Stanford	14	5	0	0	0
*Lipscomb	11	7	2	0	0
*LSU	7	3	0	0	1
Georgia	7	2	0	1	1
Ole Miss	8	4	0	0	0
Vanderbilt	4	5	1	0	0
Mississippi State	13	5	2	0	0
*Notre Dame	4	4	3	0	0
*Florida	17	8	2	0	0
*Texas A&M	10	4	1	0	0
*Arkansas	4	4	0	0	0
*Alabama	7	7	3	0	0
*Ole Miss	4	7	0	0	1
*Vanderbilt	6	10	2	0	1

*Kentucky	20	7	0	0	0
*Auburn	8	4	0	0	0
*Missouri	11	4	1	0	0
*LSU	0	4	0	0	0
*South Carolina	7	7	2	1	0
*LSU	14	9	1	0	1
*Texas A&M	14	9	2	0	0
*Kentucky	4	7	2	0	1
*Northwestern St.	4	12	1	1	0
*St. John's	5	4	0	1	1
*Maryland	5	14	0	2	0

2014-15 Opp. Pts. Reb. Asts. Blk Stl.

*Penn	16	10	0	0	2
*Oral Roberts	12	10	2	1	2
*Winthrop	15	10	2	1	2
*Tennessee St.	14	4	3	2	3
*at Chattanooga	8	7	1	1	1
*at Texas	15	10	1	0	1
*Saint Francis	11	11	3	0	0
*at Lipscomb	8	4	0	1	1
*at Rutgers	5	6	2	0	2
*Wichita State	7	7	1	0	1
*Stanford	10	10	1	0	2
*Oregon State	9	9	0	0	1
*Missouri	8	11	1	0	0
*at Vanderbilt	2	4	3	1	2
* Texas A&M	8	2	3	1	1
*at Arkansas	2	1	3	0	1
*at Auburn	8	5	2	0	2
*at Notre Dame	22	8	3	0	1
*LSU	2	5	4	0	1
*Georgia	4	6	1	0	1
*at Kentucky	11	7	2	2	0
*Mississippi St.	17	4	5	1	1
*at Florida	8	4	2	0	1
at Ole Miss	17	4	1	0	2
*Kentucky	11	9	4	1	0
Alabama	14	3	1	0	0
*at S. Carolina	20	7	1	0	0
*at Georgia	7	7	2	0	0
*at Vanderbilt	7	6	3	1	0
*Georgia	13	11	2	1	0
*Kentucky	6	9	5	2	0
*S. Carolina	7	8	3	1	0
*Boise St.	24	5	3	1	1
*Pitt	21	14	3	0	1
*Gonzaga	7	7	0	1	1
*Maryland	6	7	1	0	1

JASMINE JONES

2012-13 Opp. Pts. Reb. Asts. Blk Stl.

at Chattanooga	4	5	1	1	0
at Georgia Tech	6	11	1	0	0
Rice	6	0	0	0	1
at Miami	0	1	0	0	0
Alcorn State	10	7	2	0	1
Middle Tenn.	7	4	0	0	0
North Carolina	4	2	1	0	2
at Texas	10	9	1	0	2
at Baylor	2	3	0	0	0
Stanford	0	1	0	0	1
*Davidson	6	7	0	0	1
Rutgers	2	0	0	0	0
at S. Carolina	0	1	0	0	0
Georgia	12	7	4	1	0
Missouri	6	6	0	1	3
at Florida	1	2	0	0	0
at Auburn	3	5	2	0	2
Alabama	14	8	1	4	1
at Vanderbilt	0	7	0	0	1
Notre Dame	9	6	1	1	2

Mississippi State	7	2	1	0	1
at Missouri	1	2	1	0	3
at LSU	3	0	4	0	0
Ole Miss	4	5	2	1	4
Vanderbilt	12	6	1	0	0
Auburn	0	1	0	0	0
at Arkansas	4	4	0	1	0
Texas A&M	0	0	1	0	0
at Kentucky	0	3	0	0	0
vs. Florida	3	1	0	0	0
vs. Texas A&M	6	4	2	0	0
Oral Roberts	7	4	0	0	1
Creighton	6	3	1	0	2
vs. Oklahoma	6	5	0	0	1
vs. Louisville	5	4	1	0	0

2013-14 Opp. Pts. Reb. Asts. Blk Stl.

at MTSU	2	0	1	1	1
at UNC	6	5	1	0	2
Chattanooga	4	6	3	0	1
Georgia Tech	3	3	0	0	0
Oakland	3	3	4	1	1
Virginia	2	4	0	0	0
SMU	13	4	0	0	1
*Texas	3	6	0	0	1
*Troy	9	10	2	0	0
at Stanford	0	0	0	0	0
Lipscomb	7	4	3	1	1
LSU	8	10	2	1	2
*Georgia	6	2	0	0	1
*Ole Miss	5	5	2	1	0
*Vanderbilt	13	6	0	1	1
*Mississippi State	4	2	0	0	0
*Notre Dame	0	0	0	0	0
Florida	13	6	2	0	2
Texas A&M	2	0	0	0	0
Arkansas	0	3	0	0	3
Alabama	4	2	0	0	0
Ole Miss	5	3	3	0	2
Vanderbilt	3	3	0	0	2
Kentucky	0	0	1	0	2
Auburn	7	6	3	1	3
Missouri	2	2	0	0	1
LSU	6	2	0	0	1
South Carolina	6	4	1	2	2
LSU	0	4	0	0	0
Texas A&M	0	1	0	0	0
Kentucky	6	4	2	0	1
Northwestern St.	6	7	2	1	0
St. John's	3	1	0	0	0
Maryland	11	2	0	0	1

2014-15 Opp. Pts. Reb. Asts. Blk Stl.

*Penn	0	1	1	0	0
at Chattanooga	19	8	2	0	1
*at Texas	10	3	0	0	0
*Saint Francis	16	8	0	0	1
*at Lipscomb	7	4	4	1	1
*at Rutgers	12	6	0	1	2
*Stanford	2	2	0	0	0

ALEXA MIDDLETON

2014-15 Opp. Pts. Reb. Asts. Blk Stl.

*Penn	20	6	11	0	3
*Oral Roberts	6	2	2	0	1
*Winthrop	4	1	2	0	2
Tennessee State	6	3	2	0	3
at Chattanooga	0	0	0	0	0
at Texas	0	0	0	0	0
Saint Francis	11	7	4	0	4
at Lipscomb	12	4	3	0	1
at Rutgers	0	1	0	0	0

Wichita State	10	3	1	0	0
Stanford	2	2	2	0	1
Oregon State	12	1	0	0	1
Missouri	4	3	2	0	0
at Vanderbilt	0	1	0	0	1
Texas A&M	0	2	0	0	0
at Arkansas	0	1	2	0	1
at Auburn	0	0	0	0	0
at Notre Dame	0	1	1	0	0
LSU	7	2	2	0	0
Georgia	5	3	1	0	0
at Kentucky	0	0	0	0	0
Mississippi St.	2	2	0	0	0
at Florida	1	1	1	0	1
at Ole Miss	4	2	2	0	0
Kentucky	1	1	0	0	0
Alabama	7	1	2	0	2
at S. Carolina	0	1	0	0	0
at Georgia	3	0	1	0	0
Vanderbilt	2	0	0	0	1
Georgia	7	1	3	0	2
Kentucky	0	0	2	1	0
S. Carolina	3	1	1	0	0
Boise St.	0	0	1	0	1
Pitt	2	0	1	0	0
Gonzaga	5	0	0	0	0
Maryland	2	2	0	0	1

NIA MOORE

2012-13 Opp. Pts. Reb. Asts. Blk Stl.

at Georgia Tech	0	0	0	0	0
Rice	4	1	1	0	1
Alcorn State	10	7	0	2	1
North Carolina	6	2	0	0	1
at Texas	0	0	0	1	0
at Baylor	2	5	0	0	1
*Davidson	4	4	0	1	0
Rutgers	0	1	0	0	0
at S. Carolina	0	1	0	0	0
Georgia	0	0	0	0	0
Missouri	2	2	0	2	1
Alabama	5	2	1	2	2
Mississippi State	8	3	0	1	0
Ole Miss	12	3	0	1	0
Vanderbilt	0	2	0	0	0
Auburn	0	0	0	0	0
vs. Texas A&M	0	1	0	0	0
Oral Roberts	2	2	2	1	0
Creighton	0	1	0	0	0
vs. Oklahoma	0	1	0	0	0

2013-14 Opp. Pts. Reb. Asts. Blk Stl.

Chattanooga	4	5	0	2	0
Georgia Tech	0	0	1	2	0
Oakland	2	2	0	0	0
SMU	6	6	0	2	0
Troy	10	13	3	2	1
Tennessee State	7	8	1	3	0
Lipscomb	11	5	0	1	0
Georgia	0	0	0	0	0
Ole Miss	0	0	0	0	0
Florida	0	1	0	0	0
Texas A&M	0	0	0	1	0
Arkansas	0	0	0	0	0
Alabama	0	0	0	0	0
Vanderbilt	2	2	0	0	0
Auburn	4	1	0	0	0
LSU	0	0	0	2	0
South Carolina	0	1	0	0	0
LSU	0	0	0	0	0
Northwestern St.	2	0	1	0	1
St. John's	0	0	0	0	0

GENERAL

STAFF

PLAYERS

REVIEW

HISTORY

FACILITIES

NCAA

SEC

RECORDS

MEDIA INFO



PLAYERS

Maryland	0	0	0	0	0
2014-15 Opp.	Pts.	Reb.	Ass.	Blk	Stl.
*Penn	24	14	3	4	0
*Oral Roberts	20	9	0	4	2
*Winthrop	14	4	0	1	1
*Tennessee St.	25	11	2	1	3
*at Chattanooga	6	4	0	1	0
*at Texas	0	0	0	0	0
*Saint Francis	5	6	0	2	1
*at Lipscomb	8	4	2	2	1
at Rutgers	0	1	0	0	0
Wichita State	0	0	0	0	0
Stanford	2	2	0	0	0
Oregon State	0	2	0	0	0
Missouri	0	0	0	0	0
at Vanderbilt	0	2	0	0	0
Texas A&M	9	5	0	0	0
at Arkansas	2	1	0	1	0
at Auburn	0	1	0	0	0
at Notre Dame	4	4	1	0	0
LSU	0	3	0	1	0
Georgia	0	2	1	0	0
at Kentucky	0	0	0	0	0
Mississippi State	0	1	0	0	0
at Florida	0	0	0	0	0
at Ole Miss	2	4	1	0	1
Kentucky	0	1	0	0	0
*Alabama	6	7	0	6	2
at S. Carolina	0	0	0	0	0
at Georgia	8	1	0	0	0
Vanderbilt	4	2	0	1	4
Georgia	14	4	1	3	1
Kentucky	6	2	0	2	0
S. Carolina	0	2	0	0	0
Boise St.	8	2	0	2	0
Pitt	2	3	0	2	0
Gonzaga	0	1	1	0	0
Maryland	0	1	0	0	0

JAIME NARED

2014-15 Opp.	Pts.	Reb.	Ass.	Blk	Stl.
Penn	10	5	4	1	0
*Oral Roberts	9	6	4	0	1
*Winthrop	10	2	1	0	2
Tennessee St.	11	6	2	1	3
at Chattanooga	3	1	0	0	0
at Texas	0	2	0	2	1
Saint Francis	20	6	1	0	4
at Lipscomb	2	2	1	1	1
at Rutgers	2	6	2	0	0
Wichita State	2	1	0	0	1
Stanford	3	3	0	0	1
Oregon State	0	0	0	0	0
Missouri	5	4	0	0	0
at Vanderbilt	0	1	1	0	1
Texas A&M	2	2	1	0	0
at Arkansas	0	0	0	0	1
at Auburn	0	2	0	0	0
at Notre Dame	0	0	0	0	0
LSU	4	3	1	0	1
Georgia	7	1	0	2	1
at Kentucky	4	2	1	0	3
Mississippi St.	6	0	0	0	0
at Florida	10	7	0	0	0
at Ole Miss	0	5	2	1	0
Kentucky	10	4	0	2	1
*Alabama	4	3	5	0	0
at S. Carolina	2	5	1	1	0
at Georgia	0	4	1	0	0
Vanderbilt	13	5	2	0	1
Georgia	10	6	4	0	0

Kentucky	9	7	0	0	0
S. Carolina	6	3	1	0	1
Boise St.	6	10	1	0	0
Pitt	3	3	2	0	0
Gonzaga	12	6	0	1	0
Maryland	2	4	0	0	0

JORDAN REYNOLDS

2013-14 Opp.	Pts.	Reb.	Ass.	Blk	Stl.
at MTSU	0	0	0	0	0
at UNC	5	3	0	0	1
Chattanooga	9	4	1	0	0
Georgia Tech	0	0	2	0	1
Oakland	5	4	4	0	3
Virginia	5	1	0	0	0
SMU	5	4	3	0	2
Texas	2	1	1	0	2
Troy	5	2	1	0	1
Tennessee State	6	3	6	0	2
at Stanford	0	1	1	0	0
Lipscomb	5	6	8	0	1
LSU	0	0	0	0	0
Georgia	0	2	1	0	0
Ole Miss	7	5	4	1	1
Vanderbilt	0	0	0	0	0
Mississippi State	0	1	0	0	0
Notre Dame	0	0	0	0	0
Florida	4	2	2	0	3
Texas A&M	2	1	0	0	0
Arkansas	5	1	3	0	0
Alabama	1	2	0	0	1
Ole Miss	7	3	2	0	1
Vanderbilt	4	1	2	1	0
Kentucky	8	1	2	0	2
Auburn	2	2	3	0	2
LSU	0	1	3	0	1
South Carolina	4	1	3	0	1
LSU	6	3	3	2	3
Texas A&M	9	0	1	0	0
Kentucky	11	3	1	0	1
Northwestern St.	7	3	3	0	0
St. John's	2	1	1	0	1
Maryland	2	2	1	0	1

2014-15 Opp.	Pts.	Reb.	Ass.	Blk	Stl.
*Penn	0	8	5	0	3
*Oral Roberts	5	4	7	1	7
*Winthrop	6	8	7	0	0
*Tennessee St.	7	1	4	0	3
*at Chattanooga	6	3	1	0	1
*at Texas	10	3	0	0	2
*Saint Francis	2	4	1	0	2
*at Lipscomb	4	3	2	0	1
*at Rutgers	6	2	1	1	0
*Wichita State	4	0	3	0	0
*Stanford	2	3	3	0	3
*Oregon State	7	4	1	0	3
*Missouri	10	4	3	0	1
*at Vanderbilt	11	1	1	0	0
* Texas A&M	7	0	6	0	1
*at Arkansas	8	6	1	0	0
*at Auburn	11	5	2	0	3
*at Notre Dame	4	0	0	0	0
*LSU	9	1	1	0	0
*Georgia	15	4	1	0	2
*at Kentucky	8	3	3	1	2
*Mississippi St.	5	1	1	0	0
*at Florida	13	2	1	0	3
*at Ole Miss	8	2	0	0	1
*Kentucky	2	0	1	0	1
Alabama	2	7	2	0	1
*at S. Carolina	10	1	3	0	0
*at Georgia	8	6	2	1	1

*Vanderbilt	0	3	5	2	4
*Georgia	4	6	2	1	1
*Kentucky	13	7	2	1	1
*S. Carolina	17	4	1	1	1
*Boise St.	8	5	1	0	1
*Pitt	9	6	4	1	1
*Gonzaga	12	7	3	1	1
*Maryland	8	7	2	0	2

MERCEDES RUSSELL

2013-14 Opp.	Pts.	Reb.	Ass.	Blk	Stl.
at MTSU	11	7	1	3	1
at UNC	2	4	0	1	1
Chattanooga	15	4	0	1	0
Georgia Tech	14	5	0	0	0
Oakland	10	5	0	0	0
Virginia	4	3	0	1	1
SMU	9	7	0	0	1
*Texas	2	4	0	0	0
Troy	10	8	1	2	2
Tennessee State	12	7	0	6	0
at Stanford	2	2	1	1	0
Lipscomb	12	7	2	5	0
LSU	9	4	0	1	0
*Georgia	7	5	1	1	0
*Ole Miss	2	7	0	3	1
*Vanderbilt	2	5	1	0	0
*Mississippi State	6	5	0	1	0
Notre Dame	7	4	1	1	0
Florida	6	8	1	0	0
Texas A&M	8	11	1	1	1
Arkansas	7	0	1	1	0
Alabama	2	2	1	1	0
Ole Miss	6	7	1	0	0
Vanderbilt	7	2	0	2	0
Kentucky	2	3	0	0	0
Auburn	7	5	0	1	1
Missouri	6	11	0	2	0
LSU	2	4	0	0	2
South Carolina	2	4	0	0	0
LSU	2	1	0	1	1
Texas A&M	11	6	1	0	0
Kentucky	2	1	0	0	0
Northwestern St.	12	5	1	0	0
St. John's	2	9	3	1	2
Maryland	2	2	0	3	0

LADY VOL CAREER PRODUCTION TRACKER

ANDRAYA CARTER	2014-15	Career
Had a Double-Double	--	--
Scored 10+ Points	11	22
Scored 20+ Points	--	--
Led UT in Scoring	3	3
Led UT in 3-pt Made	6	15
Led UT in Rebounding	--	1
Led UT in Steals	19	30
Made 3+ 3-pt	4	6
Had 3+ Steals	11	17

DIAMOND DeSHIELDS	2014-15	Career
Had a Double-Double	N/A	0
Scored 10+ Points	N/A	28
Scored 20+ Points	N/A	14
Led UT in Scoring	N/A	N/A
Led UT in 3-pt Made	N/A	N/A
Led UT in Rebounding	N/A	N/A
Led UT in Steals	N/A	N/A
Made 3+ 3-pt	N/A	5
Had 3+ Steals	N/A	8

KORTNEY DUNBAR	2014-15	Career
Had a Double-Double	--	--
Scored 10+ Points	2	2
Scored 20+ Points	--	--
Led UT in Scoring	--	--
Led UT in 3-pt Made	5	5
Led UT in Rebounding	--	--
Led UT in Steals	--	--
Made 3+ 3-pt	1	1
Had 3+ Steals	--	--

BASHAARA GRAVES	2014-15	Career
Had a Double-Double	8	21
Scored 10+ Points	17	61
Scored 20+ Points	4	8
Led UT in Scoring	5	18
Led UT in 3-pt Made	--	--
Led UT in Rebounding	12	35
Led UT in Steals	4	14
Made 3+ 3-pt	--	--
Had 3+ Steals	1	10

JASMINE JONES	2014-15	Career
Had a Double-Double	--	--
Scored 10+ Points	4	13
Scored 20+ Points	--	--
Led UT in Scoring	1	1
Led UT in 3-pt Made	--	1
Led UT in Rebounding	1	5
Led UT in Steals	--	10
Made 3+ 3-pt	--	--
Had 3+ Steals	--	5

ALEXA MIDDLETON	2014-15	Career
Had a Double-Double	1	1
Scored 10+ Points	5	5
Scored 20+ Points	1	1
Led UT in Scoring	--	--
Led UT in 3-pt Made	--	--
Led UT in Assists	3	3
Led UT in Steals	5	5
Made 3+ 3-pt	--	--
Had 3+ Steals	3	3

NIA MOORE	2014-15	Career
Had a Double-Double	2	3
Scored 10+ Points	5	9
Scored 20+ Points	3	3
Led UT in Scoring	3	3
Led UT in Blocks	12	20
Led UT in Rebounding	2	4
Led UT in Steals	2	4
Made 3+ Blocks	4	5
Had 3+ Steals	2	2

JAIME NARED	2014-15	Career
Had a Double-Double	--	--
Scored 10+ Points	9	9
Scored 20+ Points	1	1
Led UT in Scoring	1	1
Led UT in 3-pt Made	--	--
Led UT in Rebounding	--	--
Led UT in Steals	5	5
Made 3+ 3-pt	--	--
Had 3+ Steals	3	3

JORDAN REYNOLDS	2014-15	Career
Had a Double-Double	--	--
Scored 10+ Points	10	11
Scored 20+ Points	--	--
Led UT in Scoring	3	3
Led UT in 3-pt Made	4	7
Led UT in Assists	7	13
Led UT in Steals	9	13
Made 3+ 3-pt	1	1
Had 3+ Steals	8	11

MERCEDES RUSSELL	2014-15	Career
Had a Double-Double	N/A	--
Scored 10+ Points	N/A	9
Scored 20+ Points	N/A	--
Led UT in Scoring	N/A	1
Led UT in Blocks	N/A	17
Led UT in Rebounding	N/A	3
Led UT in Steals	N/A	2
Made 3+ Blocks	N/A	5
Had 3+ Steals	N/A	--

GENERAL

STAFF

PLAYERS

REVIEW

HISTORY

FACILITIES

NCAA

SEC

RECORDS

MEDIA INFO





ITALY TRIP SUMMER 2015



The Lady Vols reaped the benefits of a summer tour in Italy from Aug. 5-13, going 3-0 overseas on their first summer tour since 2003. The squad traveled to the cities of Milan, Verona, Venice, Pisa, Florence and Rome, and it visited numerous cultural and historical sites. Tennessee defeated the Cameroon National Team, 66-49, in Montecchio Maggiore on Aug. 7, toppled Lithuanian University Teams Select, 71-61, in Ponte Buggianese on Aug. 9 and closed the tour with an 81-27 romp over Selezione Dream Team Italy in Rome on Aug. 11. The average score of games was 72.7 to 45.7, for a 27.0 margin. Nia Moore (11.0), Mercedes Russell (9.3), Kortney Dunbar (9.3) and Jasmine Jones (8.7) were Tennessee's leading scorers during the trip. Jones (8.3), Moore (7.7), Russell (6.7) and Jaime Nared (5.7) were the team's top rebounders. Moore also led the team in steals (2.7) and blocks (1.3), and she had the best performance of the excursion with 23 points, 10 rebounds, three blocks, three steals and an assist vs. Selezione Dream Team Italy.





2014-15
REVIEW

■ 2014-15 POSTSEASON NOTEBOOK

SEC CO-CHAMPS

18TH SEC REGULAR SEASON CROWN

- Tennessee finished in a tie with South Carolina at 15-1 to share the 2014-15 Southeastern Conference regular season title.
- It marked the 18th SEC regular season crown for the Lady Vols and 35th piece of league hardware overall when adding in UT's 17 SEC Tournament titles.
- The SEC trophy was the third won under the leadership of head coach Holly Warlick, who directed Tennessee to league regular season hardware in 2013 and 2015 and a tourney title in 2014.
- The Lady Vols have won at least a share of the title in four of the past six seasons and in 10 of the past 16.

NCAA ELITE EIGHT

DESPITE INJURIES TO THREE PLAYERS

- Tennessee advanced to the NCAA Elite Eight for the second time in three seasons under Holly Warlick and the 27th occasion in school history.
- The No. 2 seed Lady Vols fell to No. 1 seed Maryland in the Spokane Region championship game, 58-48.
- Seniors Cierra Burdick and Ariel Massengale played their final game as Lady Vols and were named to the Spokane Region All-Tournament Team.
- UT made it to the region title game by erasing a 17-point deficit to Gonzaga with 6:34 remaining in the game to win, 73-69, in overtime.
- Tennessee managed to make it to within one game of the NCAA Final Four despite losing three key inside players to injury during the season.
- Mercedes Russell, a 6-foot-6 sophomore post player, had surgery on both feet and redshirted. She came to UT as the No. 1 prep player in the nation and had averaged 6.3 points and 5.0 rebounds while blocking 40 shots and shooting 60 percent from the field as a freshman.
- Jasmine Jones, a 6-foot-2 junior forward played only seven games before missing the rest of the season due to concussion-like symptoms. She had been averaging 9.4 points and 4.6 rebounds and was considered UT's best defensive player before shutting it down for the season.
- All-America caliber player Isabelle Harrison, a 6-foot-3 senior center, played only 21 games. She missed five games early in the season with a knee injury and later suffered a torn ACL on Feb. 15 vs. Kentucky that ended her collegiate career. She was Tennessee's leading scorer (12.2 ppg.) and rebounder (8.6 rpg.) and a key interior defender.

UT WINS 30 GAMES

FIRST TIME SINCE 2010-11 CAMPAIGN

- After winning 27 and 29 games, respectively, in 2012-13 and 2013-14, the Lady Vols hit the 30-win plateau in 2014-15.

- The 30-6 record was the finest by a Lady Vols squad since the 2010-11 unit wound up 34-3, winning SEC regular season and tournament titles and advancing to the NCAA Elite Eight before falling to Notre Dame in the Dayton Region final, 73-59.
- Holly Warlick won 30 games for the first time as a head coach. No other Tennessee women's coach had won that many games until their fifth season.
- Pat Summitt pushed her 1978-79 Big Orange squad to a 30-9 mark in her fifth campaign at the helm.

SAD GOODBYES

THREE SENIORS SAY FAREWELL

- Tennessee lost three seniors off its 2014-15 SEC Co-Championship team, including 6-foot-2 forward Cierra Burdick, 6-3 center Isabelle Harrison and 5-7 guard Ariel Massengale.
- The players were the last members of the Lady Vol program to play for the legendary Pat Summitt, seeing the court as freshmen in Summitt's final season at the helm in 2011-12. Some referred to them as the "Legacy Class."
- Burdick earned a degree in communication studies, Harrison earned a degree in communication studies in three years and was working on her master's in agricultural leadership, education and communications, and Massengale graduated with a degree in recreation and sport management.
- The players were saluted on Senior Night, when Tennessee hosted Vanderbilt on March 1, 2015.

WNBA TAKES THREE

HARRISON IS UT'S 16TH FIRST-ROUNDER

- For the fourth time in school history, Tennessee had three or more players chosen off its roster in the WNBA Draft.
- Isabelle Harrison became the 16th Lady Vol drafted in the first round, when Phoenix selected her 12th overall despite the fact she would miss the season recovering from a torn ACL.
- Cierra Burdick was next, going to Los Angeles in the second round with the 14th overall selection.
- Ariel Massengale made it a clean sweep of UT's seniors getting taken, when Atlanta drafted her in the third round with the 29th overall pick.
- Tennessee now has had 36 players drafted into the WNBA, including five during the Holly Warlick era.

1000-POINT CLUB

FOUR PLAYERS MAKE IT IN ONE SEASON

- Cierra Burdick reached the 1,000-point plateau in her college career vs. Georgia in the SEC quarterfinals on March 6. She entered the game needing five points to reach the milestone and achieved it with a layup with 36 seconds to go in the first half.

- Burdick became the 42nd player in UT history to hit that mark and gave UT four players reaching 1,000 in the same season for the first time in program history.
- It is believed UT is the 11th school to have that many 1,000-point scorers on the same team.
- Isabelle Harrison (1/29/15 at Kentucky), Bashaara Graves (2/1/15 vs. Mississippi State) and Ariel Massengale (2/15/15 vs. Kentucky) already became the 39th, 40th and 41st players to accomplish that feat this season.
- With 10:28 remaining in the first half at Kentucky on Jan. 29, Harrison hit a layup and became the 39th Lady Vol to score 1,000 points in her career.
- Graves entered the Mississippi State game on Feb. 1 needing 16 points to join the club and hit her 16th and 17th points on free throws with 15.8 seconds remaining to end the game at 1,001 points and become the 40th Lady Vol to join the 1K club.
- Ariel Massengale entered the Kentucky game on Feb. 15 with 992 points, needing eight to become the third Lady Vol this season and the 41st overall to reach 1,000 points.
- She took care of business, firing in a three with 13:33 to go in the game to hit 1,000. She finished with 17 points and bumped her career total to 1,009.
- Graves stands 30th in Lady Vol history at 1,169 with a season to play.
- Massengale wound up her career in 31st with 1,161, while Burdick was 39th with 1,072 and Harrison was 40th at 1,071.

A-MASS JOINS CLUB THIRD WITH 500 ASSTS./1,000 POINTS

- Ariel Massengale joined a very select group of players in Lady Vol basketball history, and she tied Lea Henry to become the fastest to do so.
- Massengale became only the third player in program history to record 500 assists and score 1,000 points in her career at UT.
- Massengale reached 1,000 points vs. Kentucky on Feb. 15 and added her 500th assist in career game 116 vs. Georgia in the SEC Tournament quarterfinals on March 6. She needed one assist and finished with three.
- Lea Henry (1,128 pts., 587 assts., 1979-83) and Alexis Hornbuckle (1,333 pts., 503 assts., 2004-08) were the first two players to accomplish that feat in Tennessee's rich history.
- Massengale finished her UT career with 1,161 points and 518 assists in 122 games.

SEC AWARDS

HARRISON, BURDICK MAKE FIRST TEAM

- The SEC coaches postseason awards were announced on March 3, and two Tennessee players earned distinction.
- Senior center Isabelle Harrison and senior forward Cierra Burdick were named to the Coaches All-SEC First Team.
- It marked the second first-team all-league honor from the coaches for Harrison, and it was Burdick's initial accolade.

- Both players were members of last year's SEC All-Tournament Team, with Harrison earning MVP honors.
- Senior forward Cierra Burdick was named to the SEC Community Service Team for the second season in a row.
- The AP named both Harrison and Burdick to its All-SEC second team.
- College Sports Madness had three Lady Vols on its All-SEC squads, including Harrison on the first team, Burdick on the second and senior guard Ariel Massengale on the fourth unit.
- Tennessee put two players on the SEC All-Tournament Team.
- Senior Cierra Burdick made the team for the second year in a row, averaging 10.7 points and 8.0 rebounds per game.
- Sophomore Jordan Reynolds also made the squad, leading UT in scoring at 11.3 per game and averaging 5.7 rebounds.

ACADEMIC ACCLAIM ONE ALL-AMERICAN, EIGHT ON SEC LIST

- Cierra Burdick was named a second-team CoSIDA Academic All-American and was named to the CoSIDA Academic All-District 3 First Team.
- Tennessee put eight on the SEC Academic Honor Rolls.
 - Upperclassmen making the list included Cierra Burdick, Andraya Carter, Isabelle Harrison, Jasmine Jones and Ariel Massengale.
 - Rookies making the First-Year Academic Honor Roll included Kortney Dunbar, Alexa Middleton and Jaime Nared.

BURDICK HONORED PROGRAM'S SECOND TORCHBEARER

- Cierra Burdick became the 25th student-athlete in University of Tennessee history and the second Lady Vol hoops standout to be named a Torchbearer.
- Burdick was honored along with the other recipients during the Chancellor's Honors Banquet. She became the first student-athlete Torchbearer since track & field's Chelsea Knotts in 2012 and followed in the footsteps of 2003 Torchbearer Kara Lawson as women's basketball's second such honoree.
- According to the Chancellor's Honors website, The Torchbearer is the highest student honor conferred by the University of Tennessee. Torchbearers are seniors who have served their Alma Mater with overall excellence. It is awarded for academic achievement and outstanding commitment to others, as demonstrated by the student's various activities and significant contributions to the university and the community.
- Students chosen for this award embody the Volunteer spirit, displaying initiative and service in the best interest of both the university and their fellow students. Recognition as a Torchbearer reminds all students that those who bear the Torch of Enlightenment shadow themselves to give light to others.



■ 2014-15 CUMULATIVE STATISTICS (36 GAMES)

Player	GP-GS	TOTAL			3-PTS			REBOUNDS				PF	FO	A	TO	Blk	Stl	Pts	Avg	
		Min-Avg	FG-FGA	Pct	3FG-FGA	Pct	FT-FTA	Pct	Off	Def	Tot									Avg
HARRISON	21-17	473-22.5	99-210	.471	0-0	.000	58-90	.644	58	123	181	8.6	47	1	15	54	26	13	256	12.2
MASSENGALE	35-13	1058-30.2	127-337	.377	74-202	.366	74-86	.860	9	83	92	2.6	35	0	88	58	0	23	402	11.5
BURDICK	34-29	990-29.1	138-316	.437	13-35	.371	85-103	.825	85	173	258	7.6	78	1	91	95	17	38	374	11.0
GRAVES	36-34	1024-28.4	137-272	.504	0-1	.000	108-146	.740	126	126	252	7.0	72	2	74	63	19	35	382	10.6
JONES	7-6	139-19.9	25-58	.431	1-4	.250	15-24	.625	12	20	32	4.6	14	0	7	13	2	5	66	9.4
CARTER	35-31	1050-30.0	102-262	.389	29-85	.341	38-56	.679	53	54	107	3.1	75	1	74	44	14	80	271	7.7
REYNOLDS	36-35	923-25.6	95-253	.375	21-66	.318	50-63	.794	31	100	131	3.6	38	0	83	56	10	53	261	7.3
NARED	36-3	566-15.7	60-159	.377	8-36	.222	59-71	.831	55	72	127	3.5	45	0	38	32	12	24	187	5.2
MOORE	36-9	384-10.7	75-133	.564	0-0	.000	19-30	.633	39	67	106	2.9	55	0	12	40	33	17	169	4.7
MIDDLETON	36-3	483-13.4	53-145	.366	12-42	.286	20-28	.714	18	37	55	1.5	39	0	49	40	1	26	138	3.8
DUNBAR	20-0	131-6.6	23-52	.442	14-37	.378	1-3	.333	4	23	27	1.4	11	0	2	3	6	5	61	3.1
TUCKER	2-0	4-2.0	0-2	.000	0-0	.000	0-0	.000	1	0	1	0.5	1	0	0	0	0	0	0	0.0
Team									72	73	145		2		10					
TOTAL	36	7225	934-2199	.425	172-508	.339	527-700	.753	563	951	1514	42.1	512	5	533	508	140	319	2567	71.3
OPPONENTS	36	7225	787-2102	.374	163-531	.307	290-436	.665	434	798	1232	34.2	659	-	390	602	128	254	2027	56.3

■ 2014-15 SEC STATISTICS (16 GAMES)

Player	GP-GS	TOTAL			3-PTS			REBOUNDS				PF	FO	A	TO	Blk	Stl	Pts	Avg	
		Min-Avg	FG-FGA	Pct	3FG-FGA	Pct	FT-FTA	Pct	Off	Def	Tot									Avg
BURDICK	16-16	474-29.6	75-154	.487	6-13	.462	41-49	.837	41	74	115	7.2	33	0	49	45	7	19	197	12.3
HARRISON	13-12	283-21.8	62-120	.517	0-0	.000	32-50	.640	32	76	108	8.3	32	1	5	34	15	6	156	12.0
MASSENGALE	16-5	506-31.6	55-151	.364	38-102	.373	31-34	.912	7	37	44	2.8	15	0	44	26	0	9	179	11.2
GRAVES	16-14	444-27.8	52-93	.559	0-0	.000	42-50	.840	31	54	85	5.3	28	0	38	29	7	12	146	9.1
CARTER	16-16	508-31.8	52-113	.460	19-44	.432	23-34	.676	21	26	47	2.9	34	0	40	25	8	31	146	9.1
REYNOLDS	16-15	402-25.1	46-115	.400	11-31	.355	24-28	.857	7	39	46	2.9	15	0	33	27	4	20	127	7.9
NARED	16-1	242-15.1	19-49	.388	2-12	.167	27-33	.818	17	31	48	3.0	24	0	15	9	6	9	67	4.2
MIDDLETON	16-0	169-10.6	10-50	.200	3-12	.250	13-18	.722	6	14	20	1.3	19	0	13	19	0	6	36	2.3
MOORE	16-1	128-8.0	15-28	.536	0-0	.000	1-4	.250	8	22	30	1.9	22	0	2	17	9	8	31	1.9
DUNBAR	11-0	42-3.8	5-13	.385	3-9	.333	0-1	.000	2	10	12	1.1	0	0	1	2	0	1	13	1.2
TUCKER	1-0	2-2.0	0-1	.000	0-0	.000	0-0	.000	0	0	0	0.0	1	0	0	0	0	0	0	0.0
TEAM									31	38	69		2		3					
TOTAL	16	3200	391-887	.441	82-223	.368	234-301	.777	203	421	624	39.0	225	1	240	236	56	121	1098	68.6
OPPONENTS	16	3200	355-942	.377	64-224	.286	125-195	.641	199	337	536	33.5	292	-	187	233	46	123	899	56.2

■ 2014-15 NCAA STATISTICS (4 GAMES)

Player	GP-GS	TOTAL			3-PTS			REBOUNDS				PF	FO	A	TO	Blk	Stl	Pts	Avg	
		Min-Avg	FG-FGA	Pct	3FG-FGA	Pct	FT-FTA	Pct	Off	Def	Tot									Avg
MASSENGALE	4-4	156-39.0	22-55	.400	10-32	.313	11-14	.786	0	15	15	3.8	6	0	11	7	0	1	65	16.3
GRAVES	4-4	129-32.2	23-50	.460	0-0	.000	12-16	.750	22	11	33	8.3	11	1	7	5	2	4	58	14.5
BURDICK	4-4	131-32.8	16-46	.348	1-7	.143	12-12	1.000	12	30	42	10.5	12	0	12	15	3	6	45	11.3
REYNOLDS	4-4	122-30.5	12-36	.333	2-6	.333	11-14	.786	9	16	25	6.3	5	0	10	5	2	5	37	9.3
NARED	4-0	85-21.3	7-23	.304	2-4	.500	7-8	.875	13	10	23	5.8	6	0	3	10	1	0	23	5.8
CARTER	4-4	123-30.8	9-33	.273	4-13	.308	1-4	.250	9	3	12	3.0	11	0	5	3	1	8	23	5.8
MOORE	4-0	28-7.0	5-13	.385	0-0	.000	0-0	.000	2	5	7	1.8	7	0	1	0	4	0	10	2.5
MIDDLETON	4-0	51-12.8	4-12	.333	1-5	.200	0-0	.000	1	1	2	0.5	3	0	2	1	0	2	9	2.3
TEAM									9	7	16		2							
TOTAL	4	825	98-268	.366	20-67	.299	54-68	.794	77	98	175	43.8	61	1	51	48	13	26	270	67.5
OPPONENTS	4	825	97-229	.424	22-59	.373	39-52	.750	42	99	141	35.2	66	-	46	55	21	23	255	63.8

2014-15 GAME-BY-GAME RESULTS

RECORD:	OVERALL	HOME	AWAY	NEUTRAL
ALL GAMES	30-6	18-0	9-4	3-2
CONFERENCE	15-1	8-0	7-1	0-0
NON-CONFERENCE	15-5	10-0	2-3	3-2
NCAA	3-1	2-0	0-0	1-1

DATE	TIME	OPPONENT	W/L	SCORE	ATTEND	HIGH POINTS	HIGH REBOUNDS
11/14/14	7:03 p.m.	PENN	W	97-52	9706	(24)Moore, Nia	(14)Moore, Nia
11/17/14	7:03 p.m.	ORAL ROBERTS	W	91-39	8861	(21)Massengale, Ariel	(10)Graves, Bashaara
11/21/14	7:03 p.m.	WINTHROP	W	81-48	9267	(20)Massengale, Ariel	(10)Graves, Bashaara (10)Burdick, Cierra
11/24/14	7:02 p.m.	TENNESSEE STATE	W	97-46	9137	(25)Moore, Nia	(11)Moore, Nia
11/26/14	7:00 P.M.	at Chattanooga	L	63-67	4160	(19)Jones, Jasmine	(8)Jones, Jasmine
11/30/14	5:40 P.M.	at Texas	L	59-72	4198	(15)Graves, Bashaara	(10)Graves, Bashaara
12/03/14	7:02 p.m.	SAINT FRANCIS	W	111-44	9126	(20)Nared, Jaime	(11)Graves, Bashaara
12/07/14	2:00 pm	at Lipscomb	W	85-51	2742	(16)Harrison, Isabelle (16)Burdick, Cierra	(10)Burdick, Cierra
12/14/14	3:00 pm	at Rutgers	W	55-45	4345	(13)Massengale, Ariel	(13)Harrison, Isabelle
12/16/14	7:03 p.m.	WICHITA STATE	W	54-51	9026	(14)Harrison, Isabelle	(17)Burdick, Cierra
12/20/14	1:03 p.m.	STANFORD	W	59-40	13056	(18)Massengale, Ariel	(10)Graves, Bashaara
12/28/14	1:02 p.m.	OREGON STATE	W	74-63	11123	(20)Harrison, Isabelle	(12)Harrison, Isabelle
01/02/15	9:08 p.m.	*MISSOURI	W	63-53	9570	(16)Carter, Andraya	(11)Graves, Bashaara
01/05/15	6 p.m.	*at Vanderbilt	W	57-49	7212	(19)Carter, Andraya	(7)Burdick, Cierra
01/08/15	2:02 p.m.	*TEXAS A&M	W	81-58	10507	(21)Harrison, Isabelle	(11)Burdick, Cierra
01/11/15	2 p.m.	*at Arkansas	W	60-51	2344	(17)Burdick, Cierra	(13)Harrison, Isabelle
01/15/15	7:00 pm	*at Auburn	W	54-42	2590	(11)Carter, Andraya (11)Reynolds, Jordan	(11)Harrison, Isabelle
01/19/15	7 p.m.	at Notre Dame	L	77-88	9149	(22)Graves, Bashaara	(9)Harrison, Isabelle
01/22/15	7:03 p.m.	*LSU	W	75-58	11612	(25)Harrison, Isabelle	(8)Harrison, Isabelle
01/25/15	2:02 p.m.	*GEORGIA	W	59-51	13428	(15)Reynolds, Jordan	(9)Harrison, Isabelle
01/29/15	7:02 pm	*at Kentucky	W	73-72	7407	(19)Harrison, Isabelle	(10)Harrison, Isabelle
02/01/15	3:06 p.m.	*MISSISSIPPI STATE	W	79-67	11507	(24)Burdick, Cierra	(10)Harrison, Isabelle
02/08/15	2:00 p.m. ET	*at Florida	W	64-56	3439	(17)Harrison, Isabelle	(14)Burdick, Cierra
02/12/15	6:00 pm	*at Ole Miss	W	69-49	2051	(21)Harrison, Isabelle	(14)Harrison, Isabelle
02/15/15	3:06 p.m.	*KENTUCKY	W	72-58	16013	(17)Massengale, Ariel	(9)Graves, Bashaara (9)Burdick, Cierra
02/19/15	7:03 p.m.	*ALABAMA	W	77-56	9637	(17)Massengale, Ariel	(9)Burdick, Cierra
02/23/15	9 p.m.	*at South Carolina	L	66-71	14390	(20)Graves, Bashaara	(10)Burdick, Cierra
02/26/15	9:00 PM ET	*at Georgia	W	70-59	3624	(18)Burdick, Cierra	(10)Burdick, Cierra
03/01/15	5:05 p.m.	*VANDERBILT	W	79-49	13027	(26)Massengale, Ariel	(6)Burdick, Cierra (6)Graves, Bashaara (11)Graves, Bashaara
03/06/15	6 pm CST	vs Georgia #	W	75-41	4189	(14)Moore, Nia	(11)Graves, Bashaara
03/07/15	6:30 pm CST	vs Kentucky #	W	75-64	5524	(20)Burdick, Cierra	(11)Burdick, Cierra
03/08/15	2:30 pm CST	vs South Carolina #	L	46-62	5819	(17)Reynolds, Jordan	(8)Graves, Bashaara
03/21/15	1:21 p.m.	BOISE STATE \$	W	72-61	6439	(24)Graves, Bashaara	(11)Burdick, Cierra
03/23/15	6:40 p.m.	PITTSBURGH \$	W	77-67	5712	(21)Graves, Bashaara	(14)Graves, Bashaara
03/28/15	4 p.m.	vs Gonzaga \$	Wot	73-69	8686	(22)Burdick, Cierra	(15)Burdick, Cierra
03/30/15	6 p.m.	vs Maryland \$	L	48-58	5032	(16)Massengale, Ariel	(7)Reynolds, Jordan (7)Graves, Bashaara

* - Conference game
- SEC Tournament
\$ - NCAA Tournament

ATTENDANCE SUMMARY	GAMES	TOTALS	AVG/GAME
HOME	18	186754	10375
AWAY	13	67651	5204
NEUTRAL	5	29250	5850
TOTAL	36	283655	7879

GENERAL

STAFF

PLAYERS

REVIEW

HISTORY

FACILITIES

NCAA

SEC

RECORDS

MEDIA INFO



BREAKING IT DOWN

2014-15 Lineup Combinations

▲ Tennessee utilized eleven different starting lineup combinations for the 2014-15 season.

Gms.	Rec.	Line-up (F-F-C-G-G)
1	1-0	Graves, Jones, Moore, Reynolds, Middleton
2-3	2-0	Graves, Nared, Moore, Reynolds, Middleton
4-5	1-1	Graves, Burdick, Moore, Reynolds, Carter
6	0-1	Graves, Jones, Moore, Reynolds, Massengale
7-8	2-0	Graves, Jones, Moore, Reynolds, Carter
9	1-0	Graves, Jones, Harrison, Reynolds, Carter
10, 12-23, 25	13-1	Graves, Burdick, Harrison, Reynolds, Carter
11	1-0	Graves, Jones, Harrison, Reynolds, Burdick
24	1-0	Burdick, Harrison, Reynolds, Carter, Massengale
26	1-0	Burdick, Moore, Nared, Carter, Massengale
27-35	7-2	Graves, Burdick, Reynolds, Carter, Massengale

UT's Win/Loss Differential

Wins: +67 (1), +52 (1), +51 (1), +45 (1), +34 (2), +33 (1), +30 (1), +23 (1), +21 (1), +20 (1), +19 (1), +17 (1), +14 (1), +12 (2), +11 (4), +10 (3), +9 (1), +8 (3), +4 (1), +3 (1), +1 (1)
Losses: -16 (1), -13 (1), -11 (1), -5 (1), -4 (1)

Offensive Opportunities

Tennessee shooting from the field (all games):

20%FG: @RUT (.275)
30%FG: MIZ (.313), vs. GON (.324), vs. USC (.333), UGA (.340), @ARK (.347), @TEX (.350), @VAN (.362), @UTC (.377), @FLA (.379), STAN (.383), WIN (.397)
40%FG: PIT (.403), ALA (.406), WSU (.408), UK & BSU (.419), @AUB (.423), vs. UK (.429), @ND (.432), @USC (.433), OSU (.441), @LIP (.446), VAN (.474), PENN (.482), @UK (.483), TSU (.493), ORU (.494)
50%FG: SFU (.500), A&M (.524), @OM (.528), vs. UGA

(.536), @UGA (.543), LSU (.556), MSU (.569)

Dee -- Fense

Opponents shooting from the field (all games):

10%FG: None
20%FG: SFU (.224), ORU (.250), STAN (.255), vs. UGA (.271), @OM (.298)
30%FG: @RUT (.311), @ARK (.317), TSU (.321), @AUB (.322), PENN (.328), @VAN (.333), vs. UK (.342), @FLA (.344), WIN & @LIP (.345), UK (.354), ALA (.356), WSU (.364), UGA (.368), MIZ (.385), @UGA (.373), @UK (.386)
40%FG: BSU (.404), VAN (.415), OSU & A&M (.424), @USC (.429), PIT (.431), vs. USC (.439), vs. GON (.459), LSU (.460), MSU (.467), ND @TEX (.492)
50%FG: @UTC (.533), @ND (.582),

Leading at the Break (23):

SFU (+32), ORU (+29), @LIP (+24), PENN (+22), vs. UGA (+21), A&M (+16), WIN & VAN (+15), TSU & @OM (+17), STAN, @UGA, PIT (+12), ALA (+11), @VAN, @AUB & LSU (+8), vs. UK & BSU (+7), UGA & MSU (+5), WSU (+3), OSU (+1)

Tied at the Break (2):

UK, vs. GON

Trailing at the Break (10):

@UTC (-16), @TEX (-10), @UK (-6), MIZ (-4), @RUT, @ARK, @ND & @USC, vs. USC (-3), @FLA (-2)

2014-15 LADY VOL WEEK-BY-WEEK RANKINGS

WEEK	GAMES PLAYED	RECORD	AP/USA TODAY
Nov. 3-9	W vs. CARSON-NEWMAN (EXH.)	-----	4/4
Nov. 10-16	W vs. PENN	1-0	4/4
Nov. 17-23	W vs. ORU, W vs. WINTHROP	2-0	4/5
Nov. 24-30	W vs. TENN. ST., L @Chattanooga, L @#6/9 Texas	1-2	4/5
Dec. 1-7	W vs. SAINT FRANCIS, W @Lipscomb	2-0	14/14
Dec. 8-14	W @#17/19 Rutgers	1-0	11/13
Dec. 15-21	W vs. WICHITA ST., vs. W #7/7 STANFORD	2-0	11/12
Dec. 28	W vs. #10/12 OREGON ST.	1-0	8/11
Dec. 29-Jan. 4	W vs. MISSOURI	1-0	8/9
Jan. 5-11	W @Vanderbilt, vs. W #9/8 TEXAS A&M, @RV/NR Arkansas	3-0	7/9
Jan. 12-18	W @ Auburn	1-0	6/6
Jan. 19-25	L @ #6/7 Notre Dame, W vs. #RV/RV LSU, W vs. #22/19 GEORGIA	2-1	5/7
Jan. 26-Feb. 1	W @ #10/10 Kentucky, W vs. #18/18 MISSISSIPPI STATE	2-0	6/6
Feb. 2-8	W @ Florida	1-0	6/6
Feb. 9-15	W @ Ole Miss, vs. W #10/10 KENTUCKY	2-0	6/6
Feb. 16-22	W vs. ALABAMA	1-0	6/6
Feb. 23-Mar. 1	L @ #2/2 South Carolina, W @ Georgia, vs. VANDERBILT	2-1	6/6
Mar. 2-8	W vs. Georgia, W vs. #12/11 Kentucky, L vs. #3/4 South Carolina	2-1	5/5
Mar. 16-22	W vs. BOISE STATE	1-0	6/5
Mar. 23-29	W vs. PITT, W vs. Gonzaga	2-0	6/5
Mar. 30	L vs. #4/3 Maryland	0-1	6/5

GAME 1

#4/4 UT vs. Penn // Nov. 14, 2014

Penn (0-1)	FG	3PT	FT	REBS	PF	TP	A	TO	Bl	St	Min
22 Bonenberger, Kara f	4-8	1-1	0-0	2-0-2	5	9	0	2	0	0	19
13 Stipanovich, Sydney c	4-14	0-0	1-2	13-4	2	9	0	0	6	0	31
05 Roche, Kathleen g	2-7	2-4	1-2	0-2-2	1	7	2	2	0	0	26
10 Ross, Anna g	2-6	0-0	2-2	3-4-7	0	6	2	2	0	0	21
11 Lockett, Melanie g	3-7	0-1	2-4	1-2-3	0	8	1	2	0	1	24
02 Falconer, Jackie g	0-1	0-0	0-2	0-0-0	0	0	0	1	0	0	5
04 Judy, Brooklyn g	0-1	0-0	0-0	1-0-1	0	1	0	0	0	0	3
14 Brzozowski, Beth g	4-9	2-5	1-1	1-0-1	2	11	4	2	0	0	20
15 Gibbons, Sade g	0-0	0-0	0-0	1-1-1	2	1	1	1	0	0	9
21 Whitlatch, Lauren g	0-0	0-0	0-0	0-0-0	0	0	0	0	0	0	1
23 Allen, Katy g	1-2	0-1	0-0	0-2-2	2	2	1	0	1	0	18
24 Busch, Renee g	0-0	0-0	0-0	0-1-1	0	0	0	1	0	0	9
33 Ray, Keiera g	0-2	0-1	0-0	0-0-0	2	0	0	0	0	0	6
43 Nwokedi, Michelle g	0-4	0-0	0-0	1-0-1	1	0	0	2	1	1	8
TEAM				3-2-5							1
Totals.....	20-61	5-13	7-13	12-18-30	17	52	11	16	9	2	200

TOTAL FG%	1st Half: 11-33 33.3%	2nd Half: 9-28 32.1%	Game: 32.8%
3-PT FG%	1st Half: 1-5 20.0%	2nd Half: 4-8 50.0%	Game: 38.5%
F Throw %	1st Half: 2-4 50.0%	2nd Half: 5-9 55.6%	Game: 53.8%

Tennessee (1-0)	FG	3PT	FT	REBS	PF	TP	A	TO	Bl	St	Min
02 Jones, Jasmine f	0-1	0-0	0-0	0-1-1	1	0	1	0	0	0	7
12 Graves, Bashaara f	6-11	0-0	4-4	8-2-10	1	16	0	2	0	2	27
01 Moore, Nia c	12-18	0-0	0-1	6-8-14	2	24	3	4	0	3	31
0 Reynolds, Jordan g	0-5	0-1	0-0	1-7-8	3	0	5	2	0	3	33
33 Middleton, Alexa g	8-11	2-2	2-2	2-4-6	0	20	11	0	0	3	32
13 Dunbar, Kortney g	6-12	3-8	0-0	0-1-0	15	0	2	0	1	25	
20 Harrison, Isabelle g	4-13	0-0	4-5	4-6-10	2	12	3	4	2	19	
31 Nared, Jaime g	4-12	0-1	2-2	2-3-5	1	10	4	0	1	0	26
TEAM				4-1-5							2
Totals.....	40-83	5-12	12-14	27-33-60	10	97	27	8	9	11	200

TOTAL FG%	1st Half: 17-39 43.6%	2nd Half: 23-44 52.3%	Game: 48.2%
3-PT FG%	1st Half: 3-5 60.0%	2nd Half: 2-7 28.6%	Game: 41.7%
F Throw %	1st Half: 10-10 100%	2nd Half: 2-4 50.0%	Game: 85.7%

Officials: Roy Gulbeyan, Troy Winders, Charlie Hust
Technical fouls: Penn-None. Tennessee-None.
Attendance: 9,706

Points in the paint-PENN 20 UT 56. Points off turnovers-PENN 7 UT 23.
 2nd chance points-PENN 9 UT 28. Fast break points-PENN 2 UT 14.
 Bench points-PENN 13 UT 37. Score tied-4 times. Lead changed-9 times.
 Last FG-PENN 2nd-02:52, UT 2nd-00:06.
 Largest lead-PENN by 3 1st-11:05, UT by 45 2nd-00:06.
 PENN led for 03:33. UT led for 35:19. Game was tied for 01:08.

Score by Periods	1st	2nd	Total
Penn	27	52	79
Tennessee	45	50	97

KNOXVILLE, Tenn. -- Tennessee's 30-5 run to end the first half was the difference, as the #4 Lady Vols rolled Pennsylvania, 97-52, in the season opener at Thompson-Boling Arena before 9,706 fans.

The win by 45 points was the most in a season-opener since a 50-point win over Stetson (83-33) to open the 2005-06 season. The 97 points were the most in an opener since a 102-72 win over Chattanooga to begin the 2006-07 season.

Six players scored in double figures, led by juniors Nia Moore (career-high 24 points and 14 rebounds) and Bashaara Graves (16 points and 10 rebounds).

Senior Isabelle Harrison returned to action, off the bench, and had a double-double with 12 points and 10 rebounds in 19 minutes.

Tennessee's trio of freshmen made their collegiate debuts and combined for 45 points, including four 3-pointers. Alexa Middleton led 20 points, Kortney Dunbar netted 15 points and Jaime Nared added 10 points. It marked the second time in Lady Vols history three freshmen scored in double figures in their debut. The other game in 1989 (Sheila Frost, Bridgette Gordon and Melissa McCray).

Middleton set a Tennessee record for most assists in a freshman debut with 11. She broke the mark of nine by Jody Adams in 1989.

With Tennessee trailing 20-17 midway through the first half, the Lady Vols ripped off a 14-0 run keyed by a pair of 3-pointers from Dunbar. Her second try put Tennessee ahead 31-20 with 7:49 left in the first half. That run continued as Tennessee outscored the Quakers by 25 points over the final 11 minutes of the first half, 30-5. Penn made only two of its final 11 shots in the first half.

Graves (12) and Moore (10) led the Lady Vols' scoring parade in the first half.

The second half was more of the same, as Tennessee extended its lead to 64-28 on a putback layup by Nared with 16 minutes left in the first half. That extended the bridged run to 47-8.

GAME 2

#4/5 UT vs. Oral Roberts // Nov. 17, 2014

Oral Roberts (0-2)	FG	3PT	FT	REBS	PF	TP	A	TO	Bl	St	Min
23 Balla, Bernadett f	1-5	0-0	0-0	3-3-6	1	2	0	2	0	1	19
34 McIntyre, Vicky c	4-11	0-0	2-2	5-8-13	3	10	2	2	2	0	32
0 Jackson, Atoe g	1-8	0-2	0-0	1-0-1	4	2	1	6	0	1	37
0 Doyle, Jordan g	3-8	0-5	3-3	0-0-0	1	9	1	10	0	1	37
22 Gilbert, Jordan g	0-0	0-0	0-0	1-1-2	3	1	2	0	0	0	18
04 Udumoh, Esther g	0-0	0-0	0-0	0-0-0	0	0	0	1	0	0	1
05 Glisser, April g	1-1	0-1	0-0	0-1-1	0	0	0	1	0	0	4
10 Oliver, Jayden g	1-3	1-3	0-0	0-1-0	3	0	1	0	0	0	10
12 Balla, Dorothyja g	0-8	0-5	1-2	0-1-0	1	0	1	0	0	0	21
13 Manuel, Tysia g	1-1	0-0	0-0	1-1-2	3	2	2	0	0	0	16
14 Lopez, Carolina g	0-0	0-0	0-1	0-2-2	1	0	0	0	0	0	2
15 Ilim, Faith g	3-8	0-0	1-2	2-1-3	1	7	1	0	2	0	18
TEAM				3-4-7							3
Totals.....	15-60	1-16	8-12	16-23-39	17	39	8	30	2	5	200

TOTAL FG%	1st Half: 7-34 20.6%	2nd Half: 8-26 30.8%	Game: 25.0%
3-PT FG%	1st Half: 0-7 0.0%	2nd Half: 1-9 11.1%	Game: 6.3%
F Throw %	1st Half: 3-4 75.0%	2nd Half: 5-8 62.5%	Game: 66.7%

Tennessee (2-0)	FG	3PT	FT	REBS	PF	TP	A	TO	Bl	St	Min
12 Graves, Bashaara f	5-14	0-0	2-3	6-4-10	1	12	2	1	1	2	36
31 Nared, Jaime f	3-8	1-2	3-3	3-3-6	1	9	1	0	1	24	
01 Moore, Nia c	9-15	0-0	2-2	4-5-9	2	20	0	3	4	2	29
0 Reynolds, Jordan g	2-5	1-2	0-0	0-4-4	0	5	7	0	1	7	26
33 Middleton, Alexa g	0-0	0-0	0-2	4-6	2	4	0	1	7	21	
05 Massengale, Ariel g	1-7	1-4	4-4	0-3-3	2	2	3	0	1	13	
13 Dunbar, Kortney g	8-16	2-2	0-0	0-6-6	4	10	1	1	0	12	
14 Carter, Andraya g	4-10	0-2	0-0	2-2-4	1	8	4	0	1	6	29
TEAM				2-2-4							2
Totals.....	38-77	5-12	10-12	17-31-48	15	91	22	13	7	21	200

TOTAL FG%	1st Half: 19-39 48.7%	2nd Half: 19-38 50.0%	Game: 49.4%
3-PT FG%	1st Half: 4-8 50.0%	2nd Half: 1-4 25.0%	Game: 41.7%
F Throw %	1st Half: 4-4 100%	2nd Half: 6-8 75.0%	Game: 83.3%

Officials: Michael McConnell, Kelly Johnson, Meadow Overstreet
Technical fouls: Oral Roberts-None. Tennessee-None.
Attendance: 8,861

Points in the paint-ORU 24 UT 54. Points off turnovers-ORU 0 UT 41.
 2nd chance points-ORU 4 UT 16. Fast break points-ORU 2 UT 27.
 Bench points-ORU 13 UT 39. Score tied-0 times. Lead changed-0 times.
 Last FG-ORU 2nd-00:18, UT 2nd-00:08.
 Largest lead-ORU None, UT by 55 2nd-03:19.
 ORU led for 00:00. UT led for 38:56. Game was tied for 01:03.

Score by Periods	1st	2nd	Total
Oral Roberts	17	22	39
Tennessee	46	45	91

KNOXVILLE, Tenn. -- In the storied history of Lady Vol basketball, only once had Tennessee won its first two games by a combined larger margin of victory than it had in 2014-15 after a 91-39 thumping of Oral Roberts. The #4 Lady Vols scored the first 10 points and never looked back.

Tennessee moved to 2-0 on the young season, outscoring its first two foes by a total of 97 points after a 97-52 pummeling of Penn on opening night. The margin of +97 through the first two games was the second-most in the history of Tennessee basketball. The record for the first two games is +99 in 1989-90, when the Lady Vols beat Stetson (112-39) and Virginia Tech (81-55).

In scoring 188 points in the first two games, Tennessee had its most points in its first two games since tallying 203 in the first two games of the 2001-02 season.

In her season debut, senior Ariel Massengale scored 21 points in 23 minutes, off the bench.

Junior Nia Moore had another huge game for the Lady Vols with 20 points and nine rebounds. Through two games Moore has 44 points and 23 rebounds. Bashaara Graves had a double-double with 12 points and 10 rebounds. Kortney Dunbar was the other double-figure scorer with 10 points.

Jordan Reynolds had an incredibly well-rounded game with five points, four rebounds, seven assists and seven steals, all without a turnover.

Defense was stifling all night, as Oral Roberts made just 25 percent from the floor. That including a stretch of missing 18 field goal attempts in a row bridging the halves. The Golden Eagles missed their first 14 shots from 3-point range and finished 1-of-16.

The Lady Vols forced ORU into 30 turnovers and outscored them by a remarkable 41-0 in points off turnovers.

Oral Roberts (0-2) was led by 6-foot, 7-inch Vicky McIntyre, who had 10 points and 13 rebounds.

After scoring the game's first 10 points in a row, the Lady Vols extended that lead to 22-4, 28-8, 32-13 and eventually 46-17 at halftime. Moore topped the scoring chart in the first half with 12 points. Tennessee had seven players with at least five points in the first half, as the Lady Vols shot 49 percent from the floor. On defense, Tennessee held Oral Roberts to just 21 percent on field goals, including 0-of-7 from 3-point range.

The Lady Vols continued to dominate in the second half, taking a 30-point lead seconds into the stanza. The lead ballooned to 40 on a free throw by Massengale with 12:47 left, making it 60-20.

It increased to 50 with Massengale's layup with 4:30 left in the game, 79-29.

- GENERAL
- STAFF
- PLAYERS
- REVIEW
- HISTORY
- FACILITIES
- NCAA
- SEC
- RECORDS
- MEDIA INFO



GAME 3

#4/5 UT vs. Winthrop // Nov. 21, 2014

Winthrop (1-2)	FG	3PT	FT	REBS	PF	TP	A	TO	Bl	St	Min
20 Calvert, Taylor	f	0-0	0-0	0-0	0-5-5	2	0	0	6	0	1 28
33 Williams, Erica	f	5-15	0-0	3-6	4-5-9	3	13	4	9	0	2 37
04 Nunn, Schaquilla	c	6-12	0-0	0-0	8-7-15	4	12	0	6	1	1 30
01 Kilpatrick, Aliyah	g	1-10	0-0	3-4	0-1-1	3	5	3	5	0	1 40
24 Wright, Samiya	g	2-7	2-4	0-0	0-1-1	0	6	0	2	0	1 21
02 Banks, Jimmieha		0-1	0-0	0-0	1-1-2	2	0	0	0	0	1 7
25 Buford, CiCii		0-2	0-0	0-0	0-0-0	0	0	0	0	0	0 3
30 Decheva, Pamela		0-0	0-0	0-0	0-0-0	0	0	2	0	0	1 3
31 Vernon, Zoe		4-6	2-3	0-1	1-3-4	1	10	0	2	0	1 19
44 Mbamalu, Ezinne		1-2	0-0	0-0	0-2-2	1	2	0	1	0	1 12
TEAM					1-4-5						1
Totals.....		19-55	4-7	6-11	15-29-44	16	48	7	34	1	8 200
TOTAL FG%	1st Half: 10-28	35.7%	2nd Half: 9-27	33.3%	Game: 34.5%						
3-Pt. FG%	1st Half: 3-5	60.0%	2nd Half: 1-2	50.0%	Game: 57.1%						
F Throw %	1st Half: 2-5	40.0%	2nd Half: 4-6	66.7%	Game: 54.5%						

Tennessee (3-0)	FG	3PT	FT	REBS	PF	TP	A	TO	Bl	St	Min
12 Graves, Bashaara	f	5-8	0-0	5-9	5-5-10	1	15	2	2	1	2 27
31 Nared, Jaime	f	4-7	0-2	2-3	1-1-2	2	10	1	1	0	2 19
01 Moore, Nia	c	6-13	0-0	2-2	1-3-4	2	14	0	4	1	1 25
0 Reynolds, Jordan	g	3-7	0-2	0-0	4-4-8	1	6	7	2	0	0 30
33 Middleton, Alexa	g	2-10	0-4	0-0	0-1-1	0	4	2	1	0	2 21
05 Massengale, Ariel		7-12	6-10	0-0	0-0-0	2	20	1	1	0	3 20
11 Burdick, Cierra		0-8	0-1	0-0	4-6-10	2	0	4	1	1	2 23
13 Dunbar, Kortney		1-2	1-2	0-0	0-1-1	2	3	0	0	1	1 10
14 Carter, Andraya		3-11	1-5	2-2	3-2-5	2	9	3	0	0	6 25
TEAM					4-1-5						
Totals.....		31-78	8-24	11-16	22-24-46	14	81	20	15	4	19 200
TOTAL FG%	1st Half: 16-38	42.1%	2nd Half: 15-40	37.5%	Game: 39.7%						
3-Pt. FG%	1st Half: 5-12	41.7%	2nd Half: 3-12	25.0%	Game: 33.3%						
F Throw %	1st Half: 3-7	42.9%	2nd Half: 8-9	88.9%	Game: 68.8%						

Officials: Dee Kantner, Cameron Inouye, Eric Koch
Technical fouls: Winthrop-None. Tennessee-None.
Attendance: 9,267

Points in the paint-WU 24,UT 42. Points off turnovers-WU 7,UT 36.
 2nd chance points-WU 16,UT 20. Fast break points-WU 4,UT 8.
 Bench points-WU 12,UT 32. Score tied-0 times. Lead changed-2 times.
 Last FG-WU 2nd-01:42, UT 2nd-01:14.
 Largest lead-WU by 1 1st-19:08, UT by 34 2nd-03:49.
 WU led for 02:13. UT led for 37:15. Game was tied for 00:32.

Score by Periods	1st	2nd	Total
Winthrop	25	23	48
Tennessee	40	41	81

KNOXVILLE, Tenn. -- Ariel Massengale connected on her first five 3-point field goals of the game to set the tone as No. 4 Tennessee thumped Winthrop, 81-48, at Thompson-Boling Arena. The senior connected on 6-of-10 3-point field goals in the game on the way to a game-high 20 points.

Tennessee (3-0) continued its torrid stretch to open the 2014-15 season, winning its first three games by a combined total of 130 points. That is the second largest margin of victory through the first three games in a season in Tennessee history. Only in 1989-90 did the Lady Vols win their first three games by a larger margin, a total of 140 points.

In its three wins to open the season, Tennessee has outscored its opponents by an average score of 89.7 - 46.3. The Lady Vols posted 269 in the first three games, the eighth-most points ever scored in the first three games of a season.

Junior Bashaara Graves posted the third double-double in as many games with 15 points and 10 rebounds. It was Graves' 16th career double-double. Classmate Nia Moore scored in double figures for the third game in a row with 14 points. Jaime Nared chipped in 10 points, all in the second half.

In her season debut, Cierra Burdick corralled 10 rebounds but did not score a point.

Winthrop (1-2) was led by Schaquilla Nunn (12 points and 15 rebounds) and Zoe Vernon (13 points and nine rebounds).

Massengale opened the game red-hot, as she connected on five triples in a span of 2:27 seconds to put Tennessee ahead 21-7 with 13:45 left in the first half. Three of those 3-pointers came in a span of 70 seconds during a 17-0 run that gave the Lady Vols a 27-7 lead.

She did not score again in the first half, but Tennessee led 40-25 at halftime thanks to her 15 points. Graves added 11 points in the first half. The Lady Vols forced Winthrop into 13 first-half turnovers.

The second half was similar to the first, as Tennessee outscored the Eagles, 41-23, behind a big half from Nared (10 points) and Moore (8 points).

Tennessee forced Winthrop into 34 turnovers and came away with 19 steals, six by Andraya Carter. The 34 turnovers were the most by an opponent since Alcorn State also had 34 miscues on Nov. 25, 2012.

GAME 4

#4/5 UT vs. Tennessee State // Nov. 24, 2014

Tennessee State (1-3)	FG	3PT	FT	REBS	PF	TP	A	TO	Bl	St	Min
05 Morrow,Briana	f	1-5	0-0	0-0	8-4-12	3	2	0	3	2	1 26
30 Hudson,Chelsea	f	3-7	0-0	0-2	11-2-3	6	1	3	0	1	21
03 Davis,Imani	g	2-4	0-0	2-2	2-3-5	4	6	2	4	0	1 20
12 Allen,Rachel	g	4-11	3-7	2-2	1-2-3	1	13	1	8	0	2 27
20 Lawrence,Brianna	g	1-8	0-3	0-0	2-4-6	2	2	1	3	0	1 29
01 Frost,Zuri	0	0-0	0-0	3-5	0-0-0	3	3	0	3	0	0 10
02 Beatty,Diamond	0-2	0-2	0-0	1-0-1	3	0	0	4	0	0	8
04 Leonard,Jemilah	0-2	0-1	0-0	0-0-0	2	0	0	3	0	1	9
15 Cox,Michelle	1-3	0-1	0-0	1-1-2	1	2	1	2	0	0	9
21 Parker,Markayla	0-1	0-0	0-0	0-0-0	1	0	0	0	0	0	3
22 Haddock,Alexis	1-1	0-0	0-0	1-1-2	2	1	0	0	0	0	10
23 Palma,Samantha	3-5	0-0	0-0	0-0-0	2	6	0	1	0	1	3
25 Johnson,Jayda	2-6	0-0	0-0	1-5-6	3	4	0	3	1	0	17
42 Hill,LaTeasha	0-1	0-0	0-0	0-0-0	0	0	0	0	0	0	4
TEAM					1-2-3						1
Totals.....		18-56	3-14	7-11	19-23-42	28	46	7	38	3	8 200
TOTAL FG%	1st Half: 9-27	33.3%	2nd Half: 9-29	31.0%	Game: 32.1%						
3-Pt. FG%	1st Half: 3-9	33.3%	2nd Half: 0-5	0.0%	Game: 21.4%						
F Throw %	1st Half: 6-7	85.7%	2nd Half: 1-4	25.0%	Game: 63.6%						

Tennessee (4-0)	FG	3PT	FT	REBS	PF	TP	A	TO	Bl	St	Min
11 Burdick, Cierra	f	5-9	0-0	0-1	1-1-2	3	10	2	5	0	2 26
12 Graves, Bashaara	f	5-7	0-0	4-4	1-3-4	4	14	3	1	2	3 22
01 Moore, Nia	c	10-18	0-0	5-7	6-5-11	3	25	2	2	1	3 29
0 Reynolds, Jordan	g	2-0	0-1	7-8	1-0-1	0	7	4	2	0	3 22
14 Carter, Andraya	g	3-8	0-3	2-3	3-2-5	1	8	5	1	0	2 28
05 Massengale, Ariel		3-5	2-4	0-0	0-0-0	1	8	1	0	1	0 20
13 Dunbar, Kortney		3-5	1-3	1-2	0-0-0	1	8	0	1	0	1 11
31 Nared, Jaime		2-8	0-2	7-10	2-4-6	1	11	2	2	1	3 19
33 Middleton, Alexa		2-5	0-3	2-2	0-3-5	1	6	2	1	0	3 23
TEAM					2-3-5						
Totals.....		33-67	3-16	28-37	16-21-37	15	97	21	14	5	21 200
TOTAL FG%	1st Half: 16-34	47.1%	2nd Half: 17-33	51.5%	Game: 49.3%						
3-Pt. FG%	1st Half: 1-7	14.3%	2nd Half: 2-9	22.2%	Game: 18.8%						
F Throw %	1st Half: 11-17	64.7%	2nd Half: 17-20	85.0%	Game: 75.7%						

Officials: Billy Smith, Wesley Dean, Kim Thebo
Technical fouls: Tennessee State-None. Tennessee-None.
Attendance: 9,137

Points in the paint-TSU 16,UT 54. Points off turnovers-TSU 7,UT 45.
 2nd chance points-TSU 14,UT 18. Fast break points-TSU 8,UT 20.
 Bench points-TSU 17,UT 33. Score tied-1 time. Lead changed-1 time.
 Last FG-TSU 2nd-01:13, UT 2nd-00:18.
 Largest lead-TSU by 8 1st-15:44, UT by 51 2nd-01:35.
 TSU led for 07:32. UT led for 29:36. Game was tied for 02:52.

Score by Periods	1st	2nd	Total
Tennessee State	27	19	46
Tennessee	44	53	97

KNOXVILLE, Tenn. -- Nia Moore posted a double-double with a career-high 25 points and 11 rebounds, and the No. 4 Lady Vols capitalized on Tennessee State's mistakes en route to a 97-46 romp at Thompson-Boling Arena.

Tennessee (4-0) used a big first-half surge to overcome an early deficit and exploded to a 49-13 run over the final 15 minutes of the game for the big win.

The Lady Tigers (1-3) committed 38 turnovers, marking the first time in Tennessee history that the Lady Vols have forced 30 or more turnovers in three-straight games. It is the most turnovers UT has forced since inducing 46 against Memphis on Feb. 16, 1999. The program record is 50 turnovers committed by Hawaii Pacific College on Dec. 20, 1985.

Moore posted the fourth double-double of her career and her second on the year, shooting 10-for-18 from the field and 5-of-7 from the stripe. Moore has scored 20 or more points in three of UT's four games this year. Bashaara Graves led UT's second-half charge, scoring all 14 of her points after halftime. Jamie Nared scored 11 points and hauled down six boards. Cierra Burdick scored 10 points and Andraya Carter dished out a team-high five assists.

Tennessee State out-rebounded the Lady Vols, 42-37, marking the first time in 2014-15 an opponent out-rebounded UT. Tennessee was beaten on the glass just three times in the 2013-14 season - at Stanford (Dec. 21, 2013), vs. Arkansas (Jan. 30, 2014) and vs. Maryland (March 30, 2014).

UT shot 51.5 percent from the field in the second half with a 17-for-20 effort from the free-throw line. Moore scored 10 points in the second half.

UT led 44-27 at halftime thanks to a 30-7 run over the final 12 minutes of the first half. Moore led the way with 15 points and seven rebounds. The Lady Vols shot 47.1 percent from the field while the Lady Tigers shot 33.3 percent. Tennessee State had a 24-17 rebounding edge at the break.

Tennessee seized control of the game when Burdick's with 11:27 remaining in the first half sparked a 22-0 run that put Lady Vols ahead, 36-20. Ariel Massengale hit a 3-pointer from the left wing to give Tennessee a 23-20 lead with 9:36 on the clock. Burdick and Moore each had six points during that run.

Tennessee State led 13-5 through the first five minutes of the game with Rachel Allen leading the Lady Tigers with seven points. The Lady Tigers twice led by as many as eight points, the highest first-half deficit Tennessee has faced.

The Lady Vols had a slow start as Tennessee State opened the game with a 6-0 lead while UT's offense stalled and the Lady Tigers controlled the glass. Moore put UT on the scoreboard with a jumper at the 17:09 mark.

GAME 5

#4/5 UT at Chattanooga // Nov. 26, 2014

Tennessee (4-1)	FG	3PT	FT	REBS	PF	TP	A	TO	Bl	St	Min
11 Burdick, Cierra	f	2-5	0-0	0-0	1-1-2	1	4	0	2	0	22
12 Graves, Basharaa	f	2-7	0-0	4-4	5-2-7	5	8	1	5	1	35
01 Moore, Nia	c	2-6	0-0	2-2	2-2-4	3	6	0	2	1	11
00 Reynolds, Jordan	g	3-7	0-1	0-0	2-1-3	3	6	1	1	0	20
14 Carter, Andraya	g	2-6	0-1	2-2	0-5-5	2	6	3	0	0	35
02 Jones, Jasmine	f	7-15	0-0	5-7	5-3-8	4	19	2	1	0	28
05 Massengale, Ariel	f	4-13	2-4	1-2	1-1-2	0	11	2	1	0	31
31 Nared, Jaime	f	1-1	0-0	1-1	0-1-1	1	3	0	1	0	7
33 Middleton, Alexa	f	0-1	0-0	0-0	0-0-0	2	0	0	0	0	11
TEAM					12-3						
Totals.....		23-61	2-6	15-18	17-18-35	21	63	9	14	2	200

TOTAL FG%	1st Half: 9-29 31.0%	2nd Half: 14-32 43.8%	Game: 37.7%
3-PT FG%	1st Half: 1-3 33.3%	2nd Half: 1-3 33.3%	Game: 33.3%
F Throw %	1st Half: 2-3 66.7%	2nd Half: 1-5 86.7%	Game: 83.3%

Chattanooga (4-2)	FG	3PT	FT	REBS	PF	TP	A	TO	Bl	St	Min
03 JOYNER, Jasmine	f	2-3	0-0	1-2	0-3-3	4	5	0	3	2	12
35 GILBERT, Aryanna	f	0-1	0-0	0-1	2-0-2	4	0	3	2	2	22
01 PAYNE, Alicia	g	0-0	0-0	3-4	0-3-3	3	3	3	0	0	38
20 GILBERT, Keiana	g	11-19	0-1	5-7	4-1-5	2	27	1	5	1	40
25 SHUMPERT, Chelsey	g	3-8	1-4	1-2	0-2-2	0	8	4	0	0	24
11 TOWNS, Ka'Vonnie	f	1-2	0-1	2-2	0-2-2	4	4	0	1	0	13
21 VANLANDINGHAM, Sydney	0	0-0	0-0	0-0	0-0-0	0	0	0	0	0	1
23 JOHNSON, Moses	f	3-5	1-2	1-2	2-6-8	0	8	0	1	0	22
24 BRAMBLETT, Destiny	f	4-7	2-4	2-3	0-5-5	1	12	1	2	1	28
TEAM											
Totals.....		24-45	4-12	15-23	8-22-30	18	67	12	17	7	200

TOTAL FG%	1st Half: 14-24 58.3%	2nd Half: 10-21 47.6%	Game: 53.3%
3-PT FG%	1st Half: 4-8 50.0%	2nd Half: 0-4 0.0%	Game: 33.3%
F Throw %	1st Half: 5-6 83.3%	2nd Half: 10-17 58.8%	Game: 65.2%

Officials: Mark Hardcastle, Angel Stanton, Talisa Green
Technical fouls: Tennessee-None. Chattanooga-None.
Attendance: 4,160

Points in the paint-UT 42,UTC 32. Points off turnovers-UT 13,UTC 11.
 2nd chance points-UT 26,UTC 11. Fast break points-UT 6,UTC 2.
 Bench points-UT 33,UTC 24. Score tied-4 times. Lead changed-1 time.
 Last FG-UT 2nd-02:41, UTC 2nd-02:18.
 Largest lead-UT by 2 1st-18:58, UTC by 17 1st-01:00.
 UT led for 00:30. UTC led for 37:09. Game was tied for 02:21.

Score by Periods	1st	2nd	Total
Tennessee	21	42	63
Chattanooga	37	30	67

CHATTANOOGA, Tenn. -- A furious second-half comeback fell just short as No. 4 Tennessee was beaten at Chattanooga for the second consecutive time, 67-63. The Lady Vols (4-1), rallied from a 16-point halftime deficit to tie the game on four occasions late in the second half, but UTC (4-2) made four free throws in the final minute to secure the win.

Junior Jasmine Jones returned to action and led the dramatic comeback. She scored 16 of her career-high 19 points in the second half. Jones grabbed eight rebounds, the most of any player in the game.

Senior Ariel Massengale was the only other scorer in double figures for the Lady Vols with 11 points. The Lady Vols were limited to just 37.7 percent from the floor.

Chattanooga's Keiana Gilbert led all scorers with a career-high 27 points. Destiny Bramblett added 12 points.

Alicia Payne put UTC ahead, 64-63, with 52.3 seconds remaining as she made the second of two free-throw attempts. Jasmine Joyner also made the second of a pair of foul shots with 14.8 remaining that put the Mocs up 65-63.

Jones had a chance to tie the game for Tennessee, but her shot wouldn't drop with five seconds left. Ka'Vonnie Towns made both of her free throws with 2.7 seconds left to seal the victory for Chattanooga.

The game was tied at 57, 59, 61 and 63 setting the stage for the Mocs to claim the win.

The Lady Vols chipped away through the second half before Jones finally tied the game at 57 on a jumper with 4:31 left in the game. Tennessee cut the deficit to one possession on a jumper by Massengale with 8:10 on the clock at 54-51, but UTC continued to hold the lead for the next few minutes before Jones' back-to-back field goals tied the game for the first time.

The Lady Vols trailed by 16 at the half, 37-21, as the Lady Mocs shot 58.3 percent from the floor in the first half as compared to the Tennessee's 31.0. The Mocs also out-rebounded the Lady Vols, 19-12 as they controlled the half throughout. Gilbert had 14 to lead all scorers in the first half. Massengale was Tennessee's top scorer with five points in the first 20 minutes.

Playing at Chattanooga has been a challenge for the Lady Vols. In Holly Warlick's debut as Tennessee's head coach in 2012, she suffered an 80-71 defeat at McKenzie Arena. Stanford also fell at UTC during the 2014-15 season.

Tennessee was eyeing its largest comeback since rallying from a 33-13 deficit at Rutgers in 2009, but was not able to pull of the rally. Last season, the Lady Vols came back from 15-point deficits on two occasions to win.

GAME 6

#4/5 UT at #6/9 Texas // Nov. 30, 2014

Tennessee (4-2)	FG	3PT	FT	REBS	PF	TP	A	TO	Bl	St	Min
02 Jones, Jasmine	f	3-9	0-0	4-6	0-3-3	2	10	0	2	0	25
12 Graves, Basharaa	f	5-9	0-0	5-8	4-6-10	4	15	1	2	0	28
01 Moore, Nia	c	0-0	0-0	0-0	0-0-0	0	0	0	0	0	5
00 Reynolds, Jordan	g	3-7	2-2	2-4	0-3-3	2	10	0	1	0	29
05 Massengale, Ariel	g	2-8	1-5	1-2	0-2-2	4	6	0	3	0	40
11 Burdick, Cierra	f	2-7	1-2	0-2	3-3-6	4	5	2	4	0	29
14 Carter, Andraya	f	6-16	0-1	1-3	5-2-7	3	13	0	0	1	31
31 Nared, Jaime	0-3	0-2	0-0	1-1-2	0	0	0	0	2	1	0
33 Middleton, Alexa	0-1	0-0	0-0	0-0-0	0	0	0	0	0	0	3
TEAM					3-2-5						
Totals.....		21-60	4-12	13-25	16-22-38	19	59	3	12	3	200

TOTAL FG%	1st Half: 7-29 24.1%	2nd Half: 14-31 45.2%	Game: 35.0%
3-PT FG%	1st Half: 2-8 25.0%	2nd Half: 2-4 50.0%	Game: 33.3%
F Throw %	1st Half: 4-7 57.1%	2nd Half: 9-18 50.0%	Game: 52.0%

Texas (5-0)	FG	3PT	FT	REBS	PF	TP	A	TO	Bl	St	Min
03 Enemkpal, Nneka	f	7-10	0-0	3-4	2-2-4	4	17	1	5	3	36
40 Lang, Kelsey	c	8-11	0-0	2-3	4-2-6	2	18	2	1	1	34
01 Davenport, Empress	g	2-7	0-1	3-5	0-3-3	3	7	2	2	0	20
02 Rodrigo, Celina	g	1-3	1-3	1-2	0-2-2	1	4	3	1	0	24
24 Atkins, Ariel	g	5-9	1-1	1-2	2-1-3	2	12	2	1	0	21
04 Henderson, Krystle	0	0-2	0-2	0-0	0-0-0	0	0	0	0	0	1
11 McCarty, Brooke	0	0-0	0-0	0-2	1-1	0	0	0	0	1	16
20 Taylor, Brianna	5-5	0-0	1-2	0-5-5	2	11	2	0	0	1	12
21 Jones, Nekia	0-1	0-1	0-0	0-0-0	3	0	1	0	1	0	5
22 Foman, Tasia	0-3	0-1	0-0	0-2-2	1	0	0	1	0	0	4
32 Sanders, Brady	1-8	1-3	0-0	1-2-3	1	3	1	1	0	0	23
TEAM									3-6-9		
Totals.....		29-59	3-12	11-18	12-27-39	20	72	14	12	5	200

TOTAL FG%	1st Half: 13-33 39.4%	2nd Half: 16-26 61.5%	Game: 49.2%
3-PT FG%	1st Half: 1-7 14.3%	2nd Half: 2-5 40.0%	Game: 25.0%
F Throw %	1st Half: 3-5 60.0%	2nd Half: 8-13 61.5%	Game: 61.1%

Officials: Tina Napier, Lisa Mattingly, Bryan Enterline
Technical fouls: Tennessee-None. Texas-None.
Attendance: 4,198

Points in the paint-UT 26,TEXAS 38. Points off turnovers-UT 10,TEXAS 15.
 2nd chance points-UT 13,TEXAS 7. Fast break points-UT 2,TEXAS 12.
 Bench points-UT 18,TEXAS 14. Score tied-1 time. Lead changed-2 times.
 Last FG-UT 2nd-00:06, TEXAS 2nd-02:50.
 Largest lead-UT by 2 1st-14:25, TEXAS by 15 2nd-12:51.
 UT led for 00:34. TEXAS led for 37:19. Game was tied for 02:20.

Score by Periods	1st	2nd	Total
Tennessee	20	39	59
Texas	30	42	72

AUSTIN, Texas --Basharaa Graves scored 13 of her team-high 15 points in the second half, but No. 4/5 Tennessee could not rally back from an early deficit, falling to No. 6/9 Texas, 72-59 at the Frank Erwin Center.

The loss marked the first time Tennessee (4-2) had lost in back-to-back games since falling to Baylor and Stanford in December of 2012. It also halted the Lady Vols' five-game winning streak against Texas (5-0). Tennessee is now 23-13 all-time against the Longhorns and 10-7 against them in Austin.

Leading Texas was the duo of Kelsey Lang and Nneka Enemkpal who scored 18 and 17 points, respectively. Texas shot 49 percent in the game and outscored Tennessee 38-26 in the paint and 12-2 in fast breaks.

Tennessee shot 35 percent in the game and was outrebounced for just the second time this season, 39-38.

Graves added 10 rebounds to her 15 points to complete her fourth double-double of the season and 17th of her career. Andraya Carter scored a season-high 13 points along with seven rebounds. Jordan Reynolds and Jasmine Jones also added 10 points.

Andraya Carter's floater in the lane with 3:30 left pulled Tennessee to within 62-53 before the final media timeout.

Texas led by as many as 15 points after Nneka Enemkpal made a layup with 12:51 remaining.

Both teams shot better coming out of halftime. Jones scored four quick points in the paint to help the Lady Vols keep pace with the Longhorns and trail only 44-32 by the first media timeout.

Texas dominated the first half, although neither team shot particularly well. The Longhorns shot 39.4 percent (13-of-33) while the Lady Vols shot just 24.1 percent (7-of-29) in their worst half of shooting this season. Texas also had a 24-21 edge on the boards at halftime.

With 1:06 left before halftime, Carter stole the in-bounds pass and banked home a layup. Jones hit a jumper with 30 seconds left to bring Tennessee to within eight points, but Kelsey Lang's layup with 10 seconds remaining gave the Longhorns a 10-point halftime advantage at 30-20.

A 3-pointer by Ariel Massengale, who made her first start of the season, briefly gave Tennessee a 7-5 lead but Texas exploded on a 23-9 run to lead by as many as 12 points, 28-16, with 3:26 left in the first half.

GENERAL

STAFF

PLAYERS

REVIEW

HISTORY

FACILITIES

NCAA

SEC

RECORDS

MEDIA INFO



GAME 7

#14/14 UT vs. Saint Francis (PA) // Dec. 3, 2014

Saint Francis (0-5)	FG	3PT	FT	REBS	PF	TP	A	TO	BI	St	Min	
11 Stokes, Shaqiea	f	2-6	0-0	0-0	1-2-3	5	4	1	2	0	1	21
23 Archer, Corissa	f	0-3	0-0	0-0	2-1-3	3	0	0	4	0	0	16
12 Brock, Aisha	g	3-14	2-8	2-6	0-0-0	1	10	1	4	0	2	29
15 Wynn, Maya	g	1-6	0-4	0-0	0-4-4	4	2	0	1	0	2	21
22 Hayward, Alexa	g	8-24	6-19	4-4	0-4-4	3	26	1	5	0	1	35
01 Reece, Rochelle	0-0	0-0	0-0	0-0-0	0-0	0	0	0	0	0	0	1
02 Talley, Kamari	0-3	0-0	0-0	1-0-1	1	0	0	0	0	0	0	6
10 Taylor, Brooklyn	0-2	0-1	0-0	1-0-1	3	0	0	0	0	0	0	15
13 Gathers, Adila	0-0	0-0	0-0	0-2-2	1	0	0	0	0	0	2	7
14 Allison, Taylor	0-2	0-2	0-0	0-0-0	0	0	1	2	0	0	14	
24 Thompson, Allison	0-1	0-0	0-0	0-1-1	0	0	0	0	0	0	0	5
33 Smith, Cydney	1-2	0-0	0-0	1-0-1	2	2	0	3	1	0	12	
45 Phillips, Hope	0-4	0-0	0-0	2-1-3	2	0	1	0	0	0	18	
TEAM				3-2-5								
Totals.....	15-67	8-34	6-10	11-27-28	25	44	5	21	1	6	20	

TOTAL FG%	1st Half: 7-37 18.9%	2nd Half: 8-30 26.7%	Game: 22.4%
3-Pt. FG%	1st Half: 3-17 17.6%	2nd Half: 5-17 29.4%	Game: 23.5%
F Throw %	1st Half: 4-6 66.7%	2nd Half: 2-4 50.0%	Game: 60.0%

Tennessee (5-2)	FG	3PT	FT	REBS	PF	TP	A	TO	BI	St	Min
02 Jones, Jasmine	f	5-10	0-0	3-6	3-5-8	2	16	0	1	0	19
12 Graves, Bashara	f	4-6	0-0	6-10	5-6-11	0	11	3	1	0	20
01 Moore, Nia	c	2-2	0-0	1-3	2-4-6	1	5	0	0	2	20
00 Reynolds, Jordan	g	1-5	0-1	0-0	2-2-4	1	2	1	4	0	21
14 Carter, Andraya	g	5-9	1-2	1-2	1-2-3	1	12	4	1	1	31
05 Messengale, Ariel	3-5	2-3	0-0	0-2-2	0	8	2	0	0	0	19
11 Burdick, Cierra	3-5	0-1	9-9	3-7-10	3	15	4	2	1	1	19
13 Dunbar, Kortney	2-7	2-6	0-0	2-3-5	1	6	0	0	1	0	12
20 Harrison, Isabelle	1-5	0-0	3-3	1-6-7	2	5	1	6	0	0	13
31 Nared, Jaime	7-12	1-3	5-5	3-3-6	1	20	1	0	0	4	17
33 Middleton, Alexa	5-10	1-3	0-0	4-3-7	1	11	4	2	0	4	19
TEAM				1-1-2							
Totals.....	38-76	7-19	28-38	27-44-71	13	111	20	17	5	17	20

TOTAL FG%	1st Half: 18-33 54.5%	2nd Half: 20-43 46.5%	Game: 50.0%
3-Pt. FG%	1st Half: 3-8 37.5%	2nd Half: 4-11 36.4%	Game: 36.8%
F Throw %	1st Half: 14-20 70.0%	2nd Half: 14-18 77.8%	Game: 73.7%

Officials: Mary Day, Douglas Knight, Meadow Overstreet
Technical fouls: Saint Francis-None. Tennessee-None.
Attendance: 9,126

Points in the paint-SFU 8.UT 52. Points off turnovers-SFU 4.UT 31.
 2nd chance points-SFU 3.UT 29. Fast break points-SFU 2.UT 22.
 Bench points-SFU 2.UT 65. Score tied-1 time. Lead changed-0 times.
 Last FG-SFU 2nd-00:07. UT 2nd-00:16.
 Largest lead-SFU None, UT by 70 2nd-00:16.
 SFU led for 00:00. UT led for 37:44. Game was tied for 02:16.

Score by Periods	1st	2nd	Total
Saint Francis	21	23	44
Tennessee	53	58	111

KNOXVILLE, Tenn. -- Jaime Nared scored 20 points and Bashara Graves and Cierra Burdick recorded double doubles as No. 14/14 Tennessee crushed Saint Francis (Pa.), 111-44, at Thompson-Boling Arena.

Tennessee (5-2) had six players score in double figures, and its 111 points were its most since scoring 136 against Puerto Rico Mayaguez, on Nov. 29, 2002. UT's 67-point margin of victory is its largest since winning by 68 points against Lipscomb on Dec. 29, 2013.

Tennessee shot 50 percent from the field (38-of-76) and made 28 of 38 free throws. UT had a 71-28 rebounding advantage in the win. The Red Flashes (0-5) shot just 22.4 percent (15-of-67) from the floor.

UT's 71 rebounds tied for the fourth-most in school history and were the most since the Lady Vols corralled 74 boards against Troy on Dec. 14, 2013. The school record is 76 against Tennessee State on Feb. 27, 1988.

Nared scored 20 points on 7-of-12 shooting from the field and 5-of-5 from the free-throw line. Jasmine Jones had 16 points and eight rebounds. Burdick posted 15 points and 10 boards for her first double-double of the year. Graves recorded her fifth double-double of the season (the most in the SEC) after scoring 11 and hauling down 11 boards. Andraya Carter had 12 points and four assists while Alexa Middleton tallied 11 points, seven rebounds and four assists.

Alexa Hayward led Saint Francis (Pa.) with 26 points and went 6-for-19 from beyond the arc. Hayward set the Saint Francis 3-pointers-made record at 238. She needed just four to break the record entering the game. Hayward's 19 3-point attempts were also a Thompson-Boling Arena record.

UT enjoyed a hot start to the second half with 24-4 run over the first eight minutes. Jamie Nared led the charge with nine points on 3-of-3 shooting during that span. The Lady Vols never looked back en route to their biggest win in nearly a year.

The Lady Vols took a 53-21 lead in to halftime. UT spread the ball around well in the first half as Nared had a team-high eight points and Burdick, Graves and Middleton had seven points apiece. Tennessee's 54.5 percent (18-of-33) first-half shooting percentage was its best in any half this season. Saint Francis' 18.9 percent (7-of-37) first-half shooting was also the lowest of any UT opponent this year.

Tennessee's 32-point halftime lead was its biggest halftime lead since leading by 33 (62-29) against Lipscomb on Dec. 29, 2013. UT won that game 110-42.

Isabelle Harrison checked in at the 15:16 mark of the first half and made an impact right away with a three-point play that sparked a 14-3 Tennessee run to give the Lady Vols a 25-9 advantage. Harrison finished with five points and seven rebounds in 13 minutes of action.

GAME 8

#14/14 UT at Lipscomb // Dec. 7, 2014

Tennessee (6-2)	FG	3PT	FT	REBS	PF	TP	A	TO	BI	St	Min
02 Jones, Jasmine	f	3-7	1-1	0-0	1-3-4	1	7	4	2	1	20
12 Graves, Bashara	f	2-4	0-0	4-4	2-2-4	1	8	0	0	1	22
01 Moore, Nia	c	3-3	0-0	2-2	2-2-4	3	8	2	3	2	12
00 Reynolds, Jordan	g	2-7	0-4	0-1	0-3-3	0	4	2	1	0	20
14 Carter, Andraya	g	0-4	0-1	0-0	0-2-2	2	0	3	1	0	14
05 Messengale, Ariel	3-7	5-6	0-0	0-1-1	0	2	1	0	1	0	19
11 Burdick, Cierra	4-6	0-0	8-9	5-5-10	1	16	3	2	1	1	20
13 Dunbar, Kortney	1-4	1-4	0-0	0-1-1	1	3	0	0	1	0	6
20 Harrison, Isabelle	6-10	0-0	4-6	3-3-6	2	16	0	2	2	0	22
31 Nared, Jaime	0-2	0-2	2-2	1-1-2	4	2	1	0	1	1	13
33 Middleton, Alexa	5-11	2-5	0-1	1-3-4	1	12	3	1	0	1	22
TEAM				0-2-2							
Totals.....	29-65	7-23	20-25	15-28-45	16	85	20	13	9	12	20

TOTAL FG%	1st Half: 12-29 41.4%	2nd Half: 17-36 47.2%	Game: 44.6%
3-Pt. FG%	1st Half: 3-11 27.3%	2nd Half: 4-12 33.3%	Game: 30.4%
F Throw %	1st Half: 12-13 92.3%	2nd Half: 8-12 66.7%	Game: 80.0%

Lipscomb (2-6)	FG	3PT	FT	REBS	PF	TP	A	TO	BI	St	Min	
12 SOUTHERN, Ashley	f	5-12	0-2	2-2	4-6-10	3	12	2	1	0	1	35
03 BLISS, Sara	g	1-4	1-3	0-1	0-4-4	4	3	3	7	0	23	
05 COOPER, Chandler	g	1-8	0-4	0-1	0-2-2	4	2	0	1	0	21	
10 FOTHERGILL, Danay	g	2-9	1-5	2-3	0-2-2	1	7	2	2	1	33	
13 EUBANK, Emily	g	3-10	2-4	0-0	0-2-2	1	8	4	3	0	33	
02 POTTS, Kennedy	0-0	0-0	2-2	0-1-1	1	2	1	3	0	0	3	
11 FUQUA, Amber	1-1	1-1	0-0	0-0-0	0	3	0	0	0	0	2	
21 SMITH, Kelli	2-2	2-2	0-0	0-5-5	1	6	0	0	0	0	15	
22 CAGLE, Loren	0-1	0-1	0-0	0-0-0	2	0	0	1	0	1	9	
23 LEGATE, Faith	1-2	0-0	0-0	0-0-0	1	2	0	0	0	0	4	
24 BANKS, Alex	2-4	0-1	0-0	0-0-0	4	2	0	2	0	0	18	
42 NORTHWAY, Riley	1-2	0-0	0-0	0-0-0	0	2	0	0	0	0	4	
Tm				6-3-9							4	
Totals.....	19-55	7-23	6-10	10-25-35	20	51	12	24	1	4	20	

TOTAL FG%	1st Half: 5-24 20.8%	2nd Half: 14-31 45.2%	Game: 34.5%
3-Pt. FG%	1st Half: 3-13 23.1%	2nd Half: 4-10 40.0%	Game: 30.4%
F Throw %	1st Half: 2-4 50.0%	2nd Half: 4-6 66.7%	Game: 60.0%

Officials: Joe Cunningham, Ed Novak, Erica Bradley
Technical fouls: Tennessee-None. Lipscomb-None.
Attendance: 2,742

Points in the paint-UT 34.LIP 18. Points off turnovers-UT 36.LIP 4.
 2nd chance points-UT 16.LIP 5. Fast break points-UT 4.LIP 7.
 Bench points-UT 58.LIP 19. Score tied-0 times. Lead changed-2 times.
 Last FG-UT 2nd-00:36. LIP 2nd-01:18.
 Largest lead-UT by 36 2nd-00:36. LIP by 1 1st-17:21.
 UT led for 37:13. LIP led for 00:28. Game was tied for 02:19.

Score by Periods	1st	2nd	Total
Tennessee	39	46	85
Lipscomb	15	36	51

NASHVILLE, Tenn. -- Tennessee's 26-0 early first-half run kicked-started an 85-51 romp over Lipscomb at Allen Arena. The Lady Vols won their second game in a row in blow-out fashion to move to 6-2 on the season. The Bison dropped to 2-6.

Three Lady Vols finished in double figures on the afternoon, led by 16 points apiece from seniors Cierra Burdick and Isabelle Harrison. True freshman Alexa Middleton added 12 points along the way. The trio led a well-balanced Tennessee attack that finished the game at 44.6 percent from the field.

Burdick, who posted her second consecutive double-double with a team-high 10 rebounds, did her damage on 4-of-6 shooting from the field and a stellar 8-of-9 from the stripe. As a team, UT was 20-of-25 from the free throw line -- good for an even 80 percent -- on its way to its first road victory of the season.

After Tennessee fell behind 3-2 less than three minutes into the game, the Lady Vols ripped off 26 consecutive points to take a 28-3 lead with 8:09 left in the first half on back-to-back buckets by Middleton.

Tennessee held Lipscomb without a point for a span of 10:19 during the decisive spurt.

The Lady Vols held a 39-15 lead at intermission with Burdick scoring 12 points in the first 20 minutes for her first game in double figures in her senior season. UT's defense held Lipscomb to 20.8 percent shooting from the floor in the first half and forced the Bison into 15 turnovers.

In the second half, Tennessee maintained its efficient shooting touch, connecting on 47.2 percent of its attempts from the field, including a quartet of three-pointers.

Pulling away late in the game, UT used a 7-0 run, capped by a corner three from Middleton, to take a 65-33 lead. Less than five minutes later, Kortney Dunbar connected from distance to up the advantage to 73-39 with 3:51 still to play. The bucket accounted for all three of Dunbar's points on the day.

The Lady Vols finished the contest 7-of-21 from beyond the arc, with four of those treys coming in the second half.

An 8-3 run over the final minutes gave Tennessee its largest lead of the contest at 85-49. Jaime Nared kicked-started the sequence when she found Harrison inside for an easy bucket. On the ensuing defensive possession, Nia Moore swiped a steal and dished to Middleton in transition for a layup. Nared dropped in a pair of free throws and Harrison capped the run with another lay-in.

GAME 9

#11/13 UT at #17/19 Rutgers // Dec. 14, 2014

Tennessee (7-2)	FG	3PT	FT	REBS	PF	TP	A	To	Bl	St	Min	
02 Jones, Jasmine	f	6-9	0-1	0-1	15-6	2	12	0	6	1	2	25
12 Graves, Bashaara	f	0-5	0-0	5-6	3-3	0	5	2	2	0	2	31
20 Harrison, Isabelle	c	3-8	0-0	5-6	4-9	15	2	11	1	1	0	23
00 Reynolds, Jordan	g	3-9	0-2	0-0	0-2-2	1	6	1	1	0	0	27
14 Carter, Andraya	g	0-7	0-1	0-0	1-0-1	4	0	0	0	0	0	20
01 Moore, Nia	g	0-0	0-0	0-0	0-1-0	1	0	0	0	0	0	3
05 Massengale, Ariel	g	4-12	1-3	4-4	0-5-5	1	13	1	1	1	0	27
11 Burdick, Cierra	g	3-11	0-1	0-1	2-4-6	3	6	0	1	2	0	27
31 Nared, Jaime	g	0-5	0-1	2-2	5-1-6	0	2	2	1	0	0	10
33 Middleton, Alexa	g	0-3	0-1	0-0	0-1-1	1	0	0	0	0	0	7
TEAM					4-3-7							
Totals.....		19-69	1-10	16-20	20-34-54	14	55	7	13	3	9	200

TOTAL FG%	1st Half: 7-39 17.9%	2nd Half: 12-30 40.0%	Game: 27.5%
3-PT FG%	1st Half: 1-7 14.3%	2nd Half: 0-3 0.0%	Game: 10.0%
F Throw %	1st Half: 5-7 71.4%	2nd Half: 11-13 84.6%	Game: 80.0%

Rutgers (8-2)	FG	3PT	FT	REBS	PF	TP	A	To	Bl	St	Min	
02 Copper, Kahleah	f	3-12	0-0	1-2	21-3	2	7	0	1	1	1	35
44 Laney, Betnijah	f	2-8	0-1	0-0	14-5	2	4	3	5	0	1	32
01 Hollivay, Rachel	c	1-3	0-0	1-4	3-7-10	4	3	0	4	3	1	21
03 Scarle, Tyler	g	9-17	0-0	4-5	18-9	2	22	4	2	3	2	40
04 Canty, Brynna	g	3-15	0-1	0-0	0-1-1	3	6	3	2	0	2	33
15 Davis, Syssence	g	1-5	1-3	0-0	0-2-2	2	3	0	1	0	1	20
20 Evans, Christa	g	0-0	0-0	0-0	0-0-0	1	0	0	0	0	0	3
43 Butts, Ariel	g	0-1	0-0	0-0	1-5-6	2	0	0	0	1	0	16
TEAM					2-4-6							
Totals.....		19-61	1-5	6-11	10-32-42	18	45	10	15	8	8	200

TOTAL FG%	1st Half: 9-30 30.0%	2nd Half: 10-31 32.3%	Game: 31.1%
3-PT FG%	1st Half: 0-2 0.0%	2nd Half: 1-3 33.3%	Game: 20.0%
F Throw %	1st Half: 5-10 50.0%	2nd Half: 1-1 100%	Game: 54.5%

Officials: Lisa Mattingly, Dee Kantner, Denise Brooks
Technical fouls: Tennessee-None. Rutgers-None.
Attendance: 4,345

Points in the paint-UT 22,22. Points off turnovers-UT 11,RU 11.
 2nd chance points-UT 11,RU 3. Fast break points-UT 4,RU 12.
 Bench points-UT 21,RU 3. Score tied-7 times. Lead changed-11 times.
 Last FG-UT 2nd-00:33, RU 2nd-01:27.
 Largest lead-UT by 10 2nd-00:13, RU by 6 1st-08:39.
 UT led for 12:41. RU led for 20:04. Game was tied for 07:02.

Score by Periods	1st	2nd	Total
Tennessee	20	35	55
Rutgers	23	22	45

PISCATAWAY, N.J. -- No. 11/13 Tennessee used a 10-0 run late in the second half to grab a 55-45 win over No. 17/19 Rutgers on Sunday afternoon. Three Lady Vols finished in double figures, as UT claimed its 10th consecutive victory over the Scarlet Knights.

Ariel Massengale scored 13 points to lead UT (7-2), eight of which came in the second half, while Jasmine Jones finished with 12. Isabelle Harrison notched her second double-double of the season behind 11 points and a game-high 13 boards. Massengale led a Tennessee bench that outscored its Rutgers counterpart, 21-3. With the win, UT notches its first road victory over a program ranked inside the Associated Press Top 25 since it defeated No. 12/11 North Carolina, 81-65, in Chapel Hill on Nov. 11, 2013.

After a 6-0 run from Rutgers (8-2) to end the half, Tennessee went into the locker room trailing 23-20. UT battled back from its modest first half deficit, taking a 30-29 lead after Harrison capped a sequence of six consecutive points with a layup inside off a feed from Bashaara Graves. Not long thereafter, Massengale got in on the act with back-to-back made jumpers to give UT a 34-31 advantage with 12:57 still showing on the clock.

The second-half momentum appeared to be favoring the Lady Vols, but an 8-1 run from the Scarlet Knights put the home team up 39-35 at the 9:00 mark. A jumper from Jones and a pair of freebies from Graves over the next two possessions promptly tied the score, but Rutgers again answered with four unanswered to stay in front as the clock dipped below seven minutes.

That lead was short-lived, though -- and would be the last the home team would enjoy -- as Harrison worked her way to the foul line on consecutive possessions for four points and Jordan Reynolds knocked down back-to-back buckets to comprise an 8-0 run that put UT ahead 47-43.

Rutgers got a bucket back at 1:27, and after forcing a UT turnover, looked poised to pull within a single possession when Betnijah Laney drove the lane with under 50 seconds to play. But Harrison swatted the shot attempt away, leading to a transition opportunity that Burdick finished through a Scarlet Knight foul, pushing the lead back to six with just 33 seconds to play.

A defensive battle throughout, Tennessee finished the game at 27.5 percent shooting while Rutgers mustered only a 31.1 percent clip. In allowing only 45 points on the day, UT handed Rutgers its lowest-scoring performance of the season. The Scarlet Knights' previous low was 60, recorded against Colgate on Nov. 28.

Both teams struggled from the field in the first half -- an opening frame that featured four ties and four lead changes along the way. UT shot just 17.9 percent from the field over the first 20 minutes for their lowest field goal percentage in a single half this season. Still, the Lady Vols kept stride with the Scarlet Knights by limiting the home team to a 30-percent shooting clip. Rutgers also went only 5-10 of 10 from the foul line in the period.

GAME 10

#11/12 UT vs. Wichita State // Dec. 16, 2014

Wichita State (6-3)	FG	3PT	FT	REBS	PF	TP	A	To	Bl	St	Min	
13 Jacobs, Kelsey	f	2-6	2-2	0-0	0-0-0	2	6	1	1	1	2	39
21 Decker, Alie	f	6-11	5-8	0-0	1-3-4	2	17	0	0	0	0	39
44 Dapprich, Michaela	f	2-10	0-3	0-0	2-1-3	4	4	2	0	1	2	35
05 Bonner, Jamillah	g	1-5	1-4	0-0	1-2-3	4	3	6	0	0	0	29
24 Harden, Alex	g	8-21	1-3	2-2	2-6-8	5	19	0	4	0	7	39
25 Chapel, Jaleisa	g	1-2	0-0	0-0	0-2-2	2	2	1	2	0	1	18
43 Dapprich, Moriah	g	0-0	0-0	0-0	0-0-0	1	0	0	0	0	1	1
TEAM					0-4-4							
Totals.....		20-55	9-20	2-2	6-18-24	20	51	7	14	2	13	200

TOTAL FG%	1st Half: 11-27 40.7%	2nd Half: 9-28 32.1%	Game: 36.4%
3-PT FG%	1st Half: 6-12 50.0%	2nd Half: 3-8 37.5%	Game: 45.0%
F Throw %	1st Half: 0-0 0.0%	2nd Half: 2-2 100%	Game: 100%

Tennessee (8-2)	FG	3PT	FT	REBS	PF	TP	A	To	Bl	St	Min	
11 Burdick, Cierra	f	4-8	0-0	2-2	4-13-17	1	10	2	5	0	1	35
12 Graves, Bashaara	f	1-5	0-1	5-9	4-3-7	3	7	1	0	1	0	30
20 Harrison, Isabelle	c	7-11	0-0	0-3	4-5-9	2	14	0	2	1	1	28
0 Reynolds, Jordan	g	2-6	0-1	0-0	0-0-0	4	3	0	0	0	0	19
14 Carter, Andraya	g	1-7	0-2	2-2	1-2-3	1	4	1	0	1	3	31
01 Moore, Nia	g	0-0	0-0	0-0	0-0-0	1	0	0	1	0	0	3
05 Massengale, Ariel	g	0-4	0-2	3-4	0-3-3	0	3	4	5	0	0	25
31 Nared, Jaime	g	1-4	0-0	0-0	1-0-1	0	2	0	1	0	1	10
33 Middleton, Alexa	g	4-4	1-1	1-2	1-2-5	1	10	1	3	0	0	19
TEAM					1-1-2							
Totals.....		20-49	1-7	13-22	16-29-45	9	54	12	18	2	7	200

TOTAL FG%	1st Half: 13-32 40.6%	2nd Half: 7-17 41.2%	Game: 40.8%
3-PT FG%	1st Half: 1-5 20.0%	2nd Half: 0-2 0.0%	Game: 14.3%
F Throw %	1st Half: 4-6 66.7%	2nd Half: 9-16 56.3%	Game: 59.1%

Officials: Laura Morris, Billy Smith, Pualani Spurlock
Technical fouls: Wichita State-None. Tennessee-None.
Attendance: 9,026

Points in the paint-WICH 22,UT 24. Points off turnovers-WICH 9,UT 16.
 2nd chance points-WICH 8,UT 11. Fast break points-WICH 9,UT 10.
 Bench points-WICH 2,UT 15. Score tied-4 times. Lead changed-6 times.
 Last FG-WICH 2nd-00:25, UT 2nd-00:38.
 Largest lead-WICH by 4 1st-11:45, UT by 10 2nd-13:05.
 WICH led for 06:21. UT led for 31:11. Game was tied for 02:28.

Score by Periods	1st	2nd	Total
Wichita State	28	23	51
Tennessee	31	23	54

KNOXVILLE, Tenn. -- Cierra Burdick posted a double-double with 10 points and a career-high 17 rebounds, Isabelle Harrison scored 14 points and the No. 11/13 Lady Vols held on for a 54-51 win over Wichita State at Thompson-Boling Arena. Tennessee (8-2) survived the night due to Burdick's rebounding and Harrison's play in the paint. Wichita State (6-3) put up a great fight in Lady Vol homecomings for head coach Jody Adams and assistant coach Bridgette Gordon.

Burdick was 4-of-8 from the field and 2-of-2 from the free-throw line for her 10 points. Her 17 boards were the most by a Lady Vol since Harrison and Bashaara Graves hauled down 18 each against Georgia Tech on Nov. 17, 2013. Harrison was 7-of-11 and finished with 14 points and nine boards. Freshman Alexa Middleton provided 10 points on 4-of-4 shooting off the bench.

Alex Harden scored a game-high 19 points for the Shockers and also corralled eight rebounds. Alie Decker had 17 points and was deadly from long distance, going 5-of-8 from beyond the arc.

The game ended with a thrilling final minute. Harrison made a layup with 38 seconds left to push the Lady Vols' lead to 52-48. Kelsey Jacobs answered at the other end of the floor with a 3-pointer from the corner to put Wichita State within one point with 24 seconds remaining. Ariel Massengale made two big free throws with 51 seconds on the clock to push Tennessee's lead back to three at 54-51.

The Lady Vols built a 40-30 lead with a 9-2 run over the first eight minutes of the second half. Wichita State continued to keep pace with Tennessee, staying within three possessions for the final 11 minutes of the game. With under three minutes remaining, Harden scored five-straight points to pull the Shockers to within 50-48.

The first half featured exciting play with six lead changes as Tennessee took a 31-28 lead into halftime. Both teams shot 41 percent from the floor in the first half, which ended in thrilling fashion. Middleton hit a 3-pointer from the right wing with 10 seconds left, but Wichita immediately advanced the ball to the other end and Alex Harden hit a trey from the right wing to cut the Lady Vols halftime lead to three.

Cierra Burdick scored eight first-half points with her mid-range shooting and dominated the boards with 10 rebounds. Middleton had nine points by halftime and Harrison had eight points and five points.

The teams stayed neck-and-neck through the first eight minutes of the game until Jamilah Bonner and Decker hit back-to-back 3-pointers to give Wichita State a 16-12 lead by the second media timeout.

UT had its seventh different starting lineup of the season with Burdick, Andraya Carter, Graves, Harrison and Jordan Reynolds getting the nod.

GAME 11

#11/12 UT vs. #7/7 Stanford // Dec. 20, 2014

Stanford (6-4)		FG	3PT	FT	REBS	PF	TP	A	To	Bl	St	Min
05	Johnson, Kaylee	f	1-4	0-0	2-2	4-4	2	4	0	1	0	22
24	McCall, Erica	f	1-1	0-0	0-0	1-3	4	2	2	0	3	21
01	Thompson, Lili	g	5-14	2-5	1-1	0-2	0	13	1	3	0	30
33	Orange, Amber	g	1-10	0-1	2-2	1-2	3	4	0	2	0	29
44	Samuelson, Karlie	g	0-1	0-1	0-0	0-1	2	0	0	3	0	13
00	Green, Alex	1-2	0-0	1-2	2-0	2	0	3	0	0	2	6
40	Greenfield, Taylor	1-5	1-3	0-0	0-1	3	3	1	2	1	0	24
10	Roberson, Briana	1-2	1-1	0-0	0-0	0	3	0	1	0	0	11
12	McPhee, Brittany	0-1	0-0	0-0	0-0	1	0	0	0	0	0	5
23	Camp, Jasmine	0-3	0-2	0-0	0-0	0	0	0	0	0	0	3
25	Payne, Erica	0-0	0-0	0-0	0-0	1	0	0	1	0	0	4
31	Rooks, Taylor	0-1	0-0	0-0	0-1	1	0	0	0	0	0	3
32	Johnson, Kaelie	0-1	0-0	0-0	1-2	3	1	0	2	0	0	10
34	Picknell, Tess	0-1	0-0	2-2	2-0	2	2	1	0	0	0	4
41	Samuelson, Bonnie	2-5	2-5	0-0	0-0	0	6	0	0	0	0	15
TEAM						0-4		1				
Totals.....		13-51	6-18	8-9	11-20	31	15	40	2	20	3	6 200

TOTAL FG%	1st Half: 5-21 23.8%	2nd Half: 8-30 26.7%	Game: 25.5%
3-Pt. FG%	1st Half: 2-7 28.6%	2nd Half: 4-11 36.4%	Game: 33.3%
F Throw %	1st Half: 3-3 100%	2nd Half: 5-6 83.3%	Game: 88.9%

Tennessee (9-2)		FG	3PT	FT	REBS	PF	TP	A	To	Bl	St	Min
02	Jones, Jasmine	f	1-7	0-2	0-0	2-0	2	2	0	1	0	15
11	Burdick, Cierra	f	2-8	0-0	4-4	2-5	7	0	8	3	2	31
12	Graves, Bashaara	f	5-8	0-0	0-0	5-5	10	2	10	1	0	29
20	Harrison, Isabelle	c	5-9	0-0	0-0	1-6	7	3	10	3	0	22
0	Reynolds, Jordan	g	1-5	0-2	0-0	1-2	3	2	3	1	0	24
01	Moore, Nia	1-2	0-0	0-1	0-2	3	2	2	0	0	0	6
04	Tucker, Jannah	0-1	0-0	0-0	1-0	1	0	0	0	0	0	2
05	Massengale, Ariel	5-10	4-8	4-4	0-3	3	18	3	3	0	0	22
13	Dunbar, Kortney	0-0	0-0	0-0	0-0	0	0	0	0	0	0	3
14	Carter, Andraya	1-3	0-1	0-0	2-0	2	2	2	1	0	2	21
31	Nared, Jaime	1-2	1-2	0-0	2-1	3	3	0	1	0	0	12
33	Middleton, Alexa	1-5	0-2	0-0	1-1	2	2	2	0	1	0	13
TEAM						1-2		1				
Totals.....		23-60	5-17	8-9	18-27	45	16	59	16	17	0	12 200

TOTAL FG%	1st Half: 12-34 35.3%	2nd Half: 11-26 42.3%	Game: 38.3%
3-Pt. FG%	1st Half: 1-1 9.1%	2nd Half: 4-6 66.7%	Game: 29.4%
F Throw %	1st Half: 2-2 100%	2nd Half: 6-7 85.7%	Game: 88.9%

Officials: Lisa Mattingly, Tina Napier, Mark Zentz
Technical fouls: Stanford-None, Tennessee-None.
Attendance: 13,056

Points in the paint-STAN 10, UT 24. Points off turnovers-STAN 17, UT 17.
 2nd chance points-STAN 4, UT 10. Fast break points-STAN 2, UT 6.
 Bench points-STAN 17, UT 27. Score tied-0 times. Lead changed-0 times.
 Last FG-STAN 2nd-0:35, UT 2nd-02:48.
 Largest lead-STAN None, UT by 24 2nd-05:01.
 STAN led for 00:00. UT led for 39:36. Game was tied for 00:16.

Score by Periods	1st	2nd	Total
Stanford	15	25	40
Tennessee	27	32	59

KNOXVILLE, Tenn. -- In a matchup of two of the most storied programs in women's basketball history, No. 11 Tennessee's defense made history in defeating No. 7 Stanford, 59-40, before 13,056 at Thompson-Boling Arena.

The Lady Vols improved to 9-2 overall while the Cardinal dropped their second game in the Volunteer State and fell to 6-4.

The programs have combined for 10 National Championship, 30 NCAA Final Fours and more than 2,000 victories.

The Lady Vols added another piece of history on Saturday. In holding Stanford to just 40 points, it was the fewest points Tennessee allowed to a Top-10 opponent in history. The previous low for a Top-10 foe was when the Lady Vols beat #3 Louisiana Tech, 67-44, on March 29, 1987.

Tennessee snapped a three-game losing streak in the series
 The Lady Vols held the Cardinal to 25.5 percent from the floor. Tennessee forced Stanford into 20 turnovers and won the battle of the glass, 45-31.

Senior Ariel Massengale led Tennessee in scoring with 13 points including 4-of-8 from 3-point range. Junior Bashaara Graves had her sixth double-double of the season with 10 points and 10 rebounds.

Stanford's leading scorers Lili Thompson (18.4 ppg) and Amber Orange (13.4) were held to a combined 17 points with Thompson leading the Cardinal with 13.

Up 27-15 at halftime, Tennessee's domination of Stanford continued in the second half on both ends of the floor. Massengale's back-to-back 3-pointers with nine minutes remaining put Tennessee ahead, 47-24. Massengale was outstanding the second half with 14 points in the final 20 minutes.

The Lady Vols limited the Cardinal to just 13 made field goals in the game.
 Tennessee held a 27-15 lead at intermission in a very physical and tough half.

The Lady Vols' defense was stellar in limiting Stanford to just 23.8 percent from the floor (5-of-21). Tennessee also forced the Cardinal into 12 turnovers and held them scoreless for a span of eight minutes while taking a 23-10 lead with two minutes left in the half.

The game's first nine minutes featured three runs.
 The Lady Vols held Stanford off the scoreboard for the game's first five minutes, taking an 8-0 lead as Graves scored the first six points of the game. The Cardinal answered with the next seven points. Then the Lady Vols had their second 8-0 spurt of the young contest to lead 15-7 with 11 minutes left in the first half.

GAME 12

#8/11 UT vs. 10/12 Oregon State // Dec. 28, 2014

Oregon State (10-1)		FG	3PT	FT	REBS	PF	TP	A	To	Bl	St	Min
32	Hunter, Deven	f	3-5	1-1	0-0	0-3	4	7	2	2	0	25
44	Hamblin, Ruth	c	4-11	0-0	0-0	2-10	5	8	4	1	2	29
14	Gibson, Ali	g	7-13	0-2	0-1	1-1	2	14	1	2	0	31
15	Weisner, Jamie	g	1-5	0-3	1-2	2-3	5	3	1	0	0	29
24	Wiese, Sydney	g	6-17	5-7	4-4	0-0	3	19	6	7	0	39
05	Stegner, Samantha	0-0	0-0	0-0	0-2	2	0	0	0	1	0	16
11	Hanson, Gabriella	3-5	2-3	2-2	2-1	3	5	10	0	4	0	19
21	Gulich, Marie	1-3	0-0	0-0	2-1	3	2	0	1	0	0	11
22	Hill, Jen/VonTa	0-0	0-0	0-0	0-0	1	2	0	1	0	0	1
TEAM						4-2		6				
Totals.....		25-59	6-16	7-9	13-23	36	28	63	14	19	2	6 200

TOTAL FG%	1st Half: 12-30 40.0%	2nd Half: 13-29 44.8%	Game: 42.4%
3-Pt. FG%	1st Half: 6-9 66.7%	2nd Half: 0-7 0.0%	Game: 37.5%
F Throw %	1st Half: 4-4 100%	2nd Half: 3-5 60.0%	Game: 77.8%

Tennessee (10-2)		FG	3PT	FT	REBS	PF	TP	A	To	Bl	St	Min
11	Burdick, Cierra	f	3-7	0-0	5-8	2-1	3	11	0	2	1	24
12	Graves, Bashaara	f	4-7	0-0	1-2	4-5	9	0	9	0	3	10
20	Harrison, Isabelle	c	7-19	0-0	6-11	6-12	0	20	1	5	1	35
0	Reynolds, Jordan	g	2-4	0-0	3-4	2-2	4	7	1	0	0	24
14	Carter, Andraya	g	2-6	0-1	0-0	0-2	2	4	2	1	0	21
01	Moore, Nia	0-0	0-0	0-0	1-1	2	0	0	0	0	0	5
05	Massengale, Ariel	3-9	0-2	5-6	0-3	5	2	11	3	2	0	32
31	Nared, Jaime	0-1	0-0	0-0	0-0	1	0	0	0	1	0	2
33	Middleton, Alexa	5-6	0-0	2-3	1-0	1	3	12	0	1	0	17
TEAM						1-2		3				
Totals.....		26-59	0-3	22-34	17-22	39	14	74	7	12	6	10 200

TOTAL FG%	1st Half: 13-28 46.4%	2nd Half: 13-31 41.9%	Game: 44.1%
3-Pt. FG%	1st Half: 0-2 0.0%	2nd Half: 0-1 0.0%	Game: 0.0%
F Throw %	1st Half: 9-16 56.3%	2nd Half: 13-18 72.2%	Game: 64.7%

Officials: Jesse Dickerson, Bruce Morris, Kim Thebo
Technical fouls: Oregon State-None, Tennessee-None.
Attendance: 11,123

Points in the paint-OSU 36, UT 32. Points off turnovers-OSU 6, UT 26.
 2nd chance points-OSU 11, UT 15. Fast break points-OSU 4, UT 10.
 Bench points-OSU 12, UT 23. Score tied-10 times. Lead changed-7 times.
 Last FG-OSU 2nd-03:37, UT 2nd-02:59.
 Largest lead-OSU by 5 1st-01:34, UT by 11 2nd-00:35.
 OSU led for 16:31. UT led for 19:34. Game was tied for 03:54.

Score by Periods	1st	2nd	Total
Oregon State	34	29	63
Tennessee	35	39	74

KNOXVILLE, Tenn. -- Isabelle Harrison finished with 20 points and 12 rebounds while Alexa Middleton added 12 points off the bench as No. 8 Tennessee pulled away from No. 10 Oregon State for a 74-63 victory at Thompson-Boling Arena. Four Lady Vols finished in double figures as UT defeated its second top 10 opponent in as many games.

The victory was the second in a row over one of the Pac-12's top teams as Tennessee (10-2) defeated then seventh-ranked Stanford 59-40 last Saturday. With the win, UT head coach Holly Warlick has defeated top 10 programs in back-to-back games for the first time in her career. It is also the first time the Lady Vols have defeated two top 10 teams in the same season during her tenure.

The last time Tennessee won back-to-back games against top 10 teams was the 2008 Final Four when it topped No. 6 LSU and No. 4 Stanford en route to the national title.

Harrison collected her sixth double-double of the season in leading UT to its 12th consecutive home victory. She also posted a season-high five blocks. Matching up with OSU's leading scorer in 6-6 center Ruth Hamblin, Harrison limited the junior to just eight points on 4-of-11 shooting. Hamblin had entered the contest averaging 14.0 points per game on a nation-leading 69 percent shooting.

Middleton posted 12 points on 5-of-6 shooting while Cierra Burdick and Ariel Massengale also found their way into double figures with 11 points each. Bashaara Graves narrowly missed a double-double with nine points and nine rebounds.
 After UT took a 35-34 lead into halftime, the two teams traded buckets to start the second period, battling to a 48-48 tie seven minutes into the half. OSU (10-1) regained the upper hand at 50-48, but Tennessee responded with six straight points to go ahead by two possessions at 54-50. The largest lead of the half for either team, Tennessee gained the advantage by virtue of two momentum-changing scores from Middleton. The true freshman put UT in front when she picked the pocket of OSU's Gabriella Hanson and raced to the other end for a layup. Then, just a few possessions later, Middleton found herself all alone on the backside for a put-back off a Harrison miss.

Tennessee's lead grew to as much as seven at 65-58 with a little over four minutes to go, but OSU whittled its way back to within four at 66-62 after Wiese got free for a layup inside. The Beavers forced a miss from Harrison inside on the ensuing Tennessee possession but promptly turned it over on an offensive foul from Hamblin. The foul was Hamblin's fifth, removing the Beavers' best low-post presence from the contest with just under three minutes still to go.

OSU led for the majority of the first half, benefiting from 6-of-9 three-point shooting in the period to help offset 10 turnovers. Still, the Beavers' advantage never extended beyond more than five points as UT stayed close to OSU and ultimately took a 35-34 lead into the locker room with a 6-0 run to end the half.

The Beavers were led by 19 points from guard Sydney Wiese. The sophomore scored 15 in the first half, connecting on all three of her three-point attempts in the period, but was kept in check in the second half as she scored just four points and went 0-for-4 from distance.

GAME 13

#8/9 Tennessee vs. Missouri // Jan. 2, 2015

Missouri (10-4, 0-1)	FG	SPT	FT	REBS	PF	TP	A	TO	Bl	St	Min
03 Fowler, Bree	f	3-5	1-1	0-0	1-2-3	3	7	0	0	1	27
22 Frenicks, Jordan	f	10-17	0-0	3-4	4-8-12	4	23	1	2	3	34
23 Robinson, Juanita	g	0-4	0-1	0-0	0-0-0	4	0	2	4	0	11
24 Michaelis, Sierra	g	0-7	0-2	0-0	3-3-6	4	0	2	2	2	21
30 Eye, Morgan	g	5-11	5-10	3-4	0-3-3	2	18	1	3	0	39
02 Stock, Morgan	g	1-3	1-3	0-0	0-2-2	0	3	1	2	0	10
10 Stock, Maddie	g	0-3	0-2	0-0	0-1-1	1	0	2	1	0	23
11 Cunningham, Lindsey	g	1-1	0-0	0-0	0-0-0	1	2	2	0	0	20
12 Hudyn, Michelle	g	0-1	0-0	0-0	1-3-4	1	0	2	0	0	15
TEAM					1-3-4	1	0	2	0	0	17
Totals.....		20-52	7-19	6-8	10-25-35	21	53	13	16	6	4 200

TOTAL FG%	1st Half: 10-28 35.7%	2nd Half: 10-24 41.7%	Game: 38.5%
3-PT. FG%	1st Half: 3-9 33.3%	2nd Half: 4-10 40.0%	Game: 36.8%
F Throw %	1st Half: 2-2 100%	2nd Half: 4-6 66.7%	Game: 75.0%

Tennessee (11-2, 1-0)	FG	SPT	FT	REBS	PF	TP	A	TO	Bl	St	Min
11 Burdick, Cierra	f	1-5	0-0	2-2	4-2-6	2	4	2	2	0	26
12 Graves, Bashaara	f	2-5	0-0	4-4	5-6-11	2	8	1	1	0	33
20 Harrison, Isabelle	c	1-4	0-0	0-0	2-3-5	5	2	0	0	0	7
0 Reynolds, Jordan	g	4-15	2-6	0-0	1-3-4	0	10	3	0	0	28
14 Carter, Andraya	g	6-14	5-6	1-2	5-2-7	2	16	1	3	0	35
01 Moore, Nia	g	0-0	0-0	0-0	0-0-0	2	0	0	2	0	7
05 Messengele, Ariel	g	4-10	2-5	4-5	0-0-0	1	14	3	2	0	34
13 Dunbar, Kortney	g	0-0	0-0	0-0	0-2-2	0	0	1	0	0	2
31 Nared, Jaime	g	2-6	1-4	0-0	2-2-4	0	5	0	0	0	12
33 Middleton, Alexa	g	1-8	1-3	1-4	2-1-3	0	4	2	0	0	16
TEAM					4-1-5	2	0	0	0	0	12
Totals.....		21-67	9-24	12-17	25-22-47	16	63	13	10	0	4 200

TOTAL FG%	1st Half: 8-34 23.5%	2nd Half: 13-33 39.4%	Game: 31.3%
3-PT. FG%	1st Half: 2-11 18.2%	2nd Half: 7-13 53.8%	Game: 37.5%
F Throw %	1st Half: 8-8 100%	2nd Half: 9-12 75.0%	Game: 70.6%

Officials: Bryan Enterline, Gina Cross, Eric Koch
Technical fouls: Missouri-Robinson, Juanita. Tennessee-Harrison, Isabelle, Moore, Nia.
Attendance: 9,570

Points in the paint-MIZZ 22,UT 14. Points off turnovers-MIZZ 16,UT 22.
 2nd chance points-MIZZ 10,UT 13. Fast break points-MIZZ 6,UT 6.
 Bench points-MIZZ 5,UT 23. Score tied 4 times. Lead changed 6 times.
 Last FG-MIZZ 2nd-00:03, UT 2nd-01:34.
 Largest lead-MIZZ by 7 1st-02:56, UT by 13 2nd-00:56.
 MU-W led for 13:18. UT led for 22:31. Game was tied for 04:11.

Score by Periods	1st	2nd	Total
Missouri	25	28	53
Tennessee	21	42	63

KNOXVILLE, Tenn. -- Andraya Carter tied her career high with 16 points and No. 8/9 Tennessee surged in the second half to defeat Missouri, 63-53, in its SEC opener at Thompson-Boling Arena.

The Lady Vols (11-2, 1-0 SEC) improved to 27-6 in SEC openers since league standings began in 1982-83. Tennessee is also 6-1 all-time against Missouri (10-3, 0-1 SEC).

Tennessee hit nine 3-pointers in the win, marking its most since making 10 treys against Florida on Jan. 23, 2014.

Jordan Reynolds posted a season high with 10 points and also collected four rebounds and three assists. Ariel Messengele scored 14 points and dished out three assists in the win. Bashaara Graves tied her season high with 11 rebounds and just missed a double-double with eight points.

Missouri's Jordan Frenicks posted a double-double with game highs of 23 points and 12 rebounds. The Tigers' Morgan Eye had 18 points and was 5-of-10 from 3-point range.

Tennessee kept Missouri at bay for the final six minutes of the game. Carter scored five quick points with just under six minutes remaining, hitting a 3-pointer with 5:34 remaining and then going coast-to-coast with a steal and a layup to push the Lady Vols' lead to double-digits at 54-44.

Isabelle Harrison and Mizou's Juanita Robinson had off-setting technical fouls in a skirmish that occurred with 2:55 remaining under the Tennessee basket. Harrison, Robinson and Nia Moore were ejected from the game.

Missouri clawed back from a 10-point deficit with some strong mid-range shooting, using a 9-1 run midway through the second half to pull to within 42-40.

The Lady Vols used an early second-half surge to take command of the game. Tennessee came out of halftime with an 11-0 run over the first two minutes to pull ahead 32-25. The Lady Vols forced three turnovers from first-court press in that stretch.

Messengele had the hot hand for Tennessee in the second half, scoring 10 points and hitting a pair of 3-pointers. She helped force some Mizzou turnovers through UT's press.

Tennessee had a slow start offensively, shooting just 8-of-34 (23.5 percent) in the first half. Both teams struggled from the field early on, but Missouri closed out the half with an 11-6 run over the final eight minutes to take a 25-21 lead into halftime.

GAME 14

#7/9 UT at Vanderbilt // Jan. 5, 2015

Tennessee (12-2, 2-0)	FG	SPT	FT	REBS	PF	TP	A	TO	Bl	St	Min
11 Burdick, Cierra	f	4-7	0-0	2-2	4-3-7	3	10	0	3	0	28
12 Graves, Bashaara	c	1-2	0-0	0-0	1-3-4	1	2	0	3	1	26
20 Harrison, Isabelle	c	1-5	0-0	1-4	4-2-6	4	3	0	3	1	24
00 Reynolds, Jordan	g	3-8	1-3	4-4	1-0-1	0	11	3	0	0	26
14 Carter, Andraya	g	6-10	2-4	5-6	2-2-4	3	19	1	4	0	35
01 Moore, Nia	g	0-0	0-0	0-0	0-2-2	0	0	0	0	0	3
05 Messengele, Ariel	g	2-9	2-7	6-6	0-2-2	1	12	1	3	0	29
13 Dunbar, Kortney	g	0-2	0-0	0-0	0-1-1	0	0	0	0	0	3
31 Nared, Jaime	g	0-3	0-1	0-0	1-0-1	0	0	1	0	0	19
33 Middleton, Alexa	g	0-1	0-0	0-0	0-1-1	1	0	0	1	0	17
TEAM					4-6-10	1	0	0	0	0	17
Totals.....		17-47	5-17	18-22	17-22-39	13	57	7	20	2	8 200

TOTAL FG%	1st Half: 10-27 37.0%	2nd Half: 7-20 35.0%	Game: 36.2%
3-PT. FG%	1st Half: 2-9 22.2%	2nd Half: 3-8 37.5%	Game: 29.4%
F Throw %	1st Half: 4-4 75.0%	2nd Half: 15-18 83.3%	Game: 81.8%

Vanderbilt (8-6, 0-2)	FG	SPT	FT	REBS	PF	TP	A	TO	Bl	St	Min
13 A. Caron-Goudreau	f	0-2	0-0	1-2	0-2-2	2	1	2	0	1	18
21 Heather Bowe	f	0-0	0-0	0-0	0-0-0	1	0	1	0	1	18
01 Rebekah Dahlman	g	3-8	2-5	0-0	3-1-4	2	8	1	1	0	26
03 Rachel Bell	g	0-2	0-0	2-2	0-0-0	0	2	0	1	0	9
25 Morgan Batey	g	0-1	0-0	0-0	2-0-2	1	0	1	0	1	16
10 K. Caron-Goudreau	g	2-10	2-5	4-6	2-0-2	1	10	0	1	0	24
15 Jasmine Jenkins	g	0-0	0-0	0-0	0-3-5	5	0	4	2	0	18
22 Marqus Webb	g	4-9	0-0	1-1	2-3-5	4	9	0	3	1	23
24 Kristen Gaffney	g	0-0	0-0	1-2	0-1-1	1	0	1	0	1	5
33 Christa Reed	g	5-10	2-6	1-3	0-0-0	2	13	0	1	0	20
41 Paris Kea	g	2-4	1-1	0-0	1-1-2	0	5	0	4	0	20
TEAM					2-4-6	0	0	0	0	0	13
Totals.....		16-48	7-17	10-16	12-15-27	19	49	8	17	3	8 200

TOTAL FG%	1st Half: 6-23 26.1%	2nd Half: 10-25 40.0%	Game: 33.3%
3-PT. FG%	1st Half: 4-7 57.1%	2nd Half: 3-8 30.0%	Game: 41.2%
F Throw %	1st Half: 1-2 50.0%	2nd Half: 9-14 64.3%	Game: 62.5%

Officials: Dee Kantner, Bob Trammell, Felicia Grinter
Technical fouls: Tennessee-None. Vanderbilt-None.
Attendance: 7,212

Points in the paint-UT 18,VANDY 16. Points off turnovers-UT 17,VANDY 16.
 2nd chance points-UT 12,VANDY 4. Fast break points-UT 2,VANDY 4.
 Bench points-UT 12,VANDY 58. Score tied 2 times. Lead changed 2 times.
 Last FG-UT 2nd-05:49, VANDY 2nd-00:16.
 Largest lead-UT by 15 2nd-14:40, VANDY by 11 1st-18:20.
 UT led for 37:27. VANDY led for 00:16. Game was tied for 02:09.

Score by Periods	1st	2nd	Total
Tennessee	25	32	57
Vanderbilt	17	32	49

NASHVILLE, Tenn. -- No. 7 Tennessee won its eighth game in row as the Lady Vols stifled Vanderbilt, 57-49, at Memorial Gym. Tennessee moved to 12-2 overall and 2-0 in the SEC. Vanderbilt fell to 8-6 and 0-2 in the league.

Once again, defense was the name of the game for the Lady Vols. For the seventh time in the eight-game win streak, Tennessee held an opponent to less than 55 points. Vanderbilt's 49 points were the fewest by a Lady Vols' SEC foe since Tennessee beat Missouri, 84-39, on Jan. 10, 2013.

Andraya Carter led Tennessee with a career-high 19 points. Ariel Messengele had 12 and Jordan Reynolds tallied 11 points. Cierra Burdick added 10 points, all of which came in the first half.

Tennessee held Vanderbilt to 33.3 percent from the floor and outrebounded the Commodores 39-27.

Vanderbilt was led by Christa Reed's 13 points.

The Lady Vols led by double figures for most of the second half. They took a lead as large as 15 on Messengele's 3-pointer with 14:40 left in the game, 35-20.

Vanderbilt crept within seven points on a 3-pointer by Rebekah Dahlman with 1:13 left in the contest, cutting their deficit to 50-43.

Carter made five free throws in the final 1:01 while the Commodores connected on three 3-pointers in the final minutes to get within six points with 16 seconds remaining. But the Lady Vols held on for the win.

The Lady Vols overcame a scoreless drought of nearly six minutes early in the first half to lead 25-17 at halftime. Tennessee actually only had one field goal over a span of 10:29 as Vanderbilt tied the game 12 all. The Lady Vols took a 20-14 lead on six consecutive points by Burdick (10 first-half points) with 2:45 left in the half.

Tennessee's was stellar in the first half holding Vanderbilt to just six made field goals, as the Commodores shot 26.1 percent from the floor.

In limiting Vandy to 17 points, the Lady Vols had their best scoring defensive first half against an SEC opponent since Mississippi State was held to 13 points on Feb. 16, 2012.

GENERAL
STAFF
PLAYERS
REVIEW
HISTORY
FACILITIES
NCAA
SEC
RECORDS
MEDIA INFO



GAME 15

#7/9 UT vs. #9/8 Texas A&M // Jan. 8, 2015

Texas A&M (14-3, 2-1)	FG	3PT	FT	REBS	PF	TP	A	TO	Bl	St	Min
35 Ade, Achim	f	3-7	0-0	2-3	3-7-10	2	8	0	0	1	36
12 Terry, Jada	c	4-4	0-0	0-0	2-0-2	4	8	0	0	1	34
01 Williams, Courtney	g	4-14	0-2	3-5	0-6-6	3	11	0	2	0	29
24 Jones, Jordan	g	1-5	0-1	2-2	0-2-2	2	4	8	2	0	30
33 Walker, Courtney	g	12-24	0-0	1-3	1-4-5	1	25	1	0	0	40
11 Knox, Curtcy		1-3	0-0	0-0	0-1-1	0	2	2	1	0	10
13 Jennings, Chelsea		0-0	0-0	0-0	0-2-0	0	0	0	0	0	2
15 Scott, Tori		0-2	0-0	0-0	0-0-0	0	0	1	0	0	11
23 Mitchell, Rachel		0-0	0-0	0-0	0-0-0	0	0	1	1	0	4
32 Scott-Williams, T.		0-0	0-0	0-0	0-1-1	2	0	0	0	0	4
TEAM					21-5						
Totals.....		25-59	0-3	8-13	8-24-32	14	58	11	13	2	200

TOTAL FG%	1st Half: 13-30 43.3%	2nd Half: 12-29 41.4%	Game: 42.4%
3-PT. FG%	1st Half: 0-1 0.0%	2nd Half: 0-2 0.0%	Game: 0.0%
F Throw %	1st Half: 5-9 55.6%	2nd Half: 3-4 75.0%	Game: 61.5%

Tennessee (13-2, 3-0)	FG	3PT	FT	REBS	PF	TP	A	TO	Bl	St	Min	
11 Burdick, Cierra	f	7-9	0-0	0-0	0-11-11	3	14	6	0	0	1	27
12 Graves, Bashaara	f	2-3	0-0	4-4	1-1-2	2	8	3	0	1	19	
20 Harrison, Isabelle	c	10-20	0-0	1-1	2-6-8	2	21	1	3	1	32	
0 Reynolds, Jordan	g	3-8	1-2	0-0	0-0-0	0	7	6	1	0	31	
14 Carter, Andraya	g	2-5	0-2	2-2	2-0-2	0	6	4	0	1	20	
01 Moore, Nia		4-4	0-0	1-2	2-3-5	4	9	0	2	0	11	
04 Tucker, Jannah		0-1	0-0	0-0	0-0-1	1	0	0	0	0	2	
05 Massengale, Ariel		5-9	5-7	1-2	1-3-4	1	14	3	2	0	30	
13 Dunbar, Kortney		0-0	0-0	0-0	0-1-1	0	0	0	0	0	0	
31 Nared, Jaime		0-1	0-0	2-2	0-2-2	0	2	1	0	0	8	
33 Middleton, Alexa		0-3	0-1	0-0	0-2-2	2	0	0	0	0	8	
TEAM					0-1-1							
Totals.....		33-63	4-12	11-13	8-30-38	15	81	24	8	3	200	

TOTAL FG%	1st Half: 20-34 58.8%	2nd Half: 13-29 44.8%	Game: 52.4%
3-PT. FG%	1st Half: 1-5 20.0%	2nd Half: 3-7 42.9%	Game: 33.3%
F Throw %	1st Half: 6-8 75.0%	2nd Half: 5-5 100%	Game: 84.6%

Officials: Scott Yarbrough, Mary Day, Brian Garland
Technical fouls: Texas A&M-None. Tennessee-None.
Attendance: 10,507

Points in the paint-TAMU 20, UT 32. Points off turnovers-TAMU 8, UT 20.
 2nd chance points-TAMU 5, UT 7. Fast break points-TAMU 12, UT 15.
 Bench points-TAMU 2, UT 25. Score tied-2 times. Lead changed-0 times.
 Last FG-TAMU 2nd-00:15, UT 2nd-02:25.
 Largest lead-TAMU None, UT by 27 2nd-02:25.
 TAMU led for 00:00, UT led for 37:32. Game was tied for 02:28.

Score by Periods	1st	2nd	Total
Texas A&M	31	27	58
Tennessee	47	34	81

KNOXVILLE, Tenn. -- No. 7/9 Tennessee won its ninth game in a row, taking down No. 9/8 Texas A&M, 81-58, at Thompson-Bolina Arena. The victory for Tennessee (13-2, 3-0 SEC) were their third over a Top-10 opponent this season and fourth over a ranked team during the nine-game win streak.

The Lady Vols have three wins over Top-10 teams for the first time since their last National Championship season, 2007-08, when Tennessee beat eight Top-10 teams in their 36-2 campaign.

The win was the 900th Holly Warlick has been a part of at Tennessee as a coach (assistant coach 1985-05, associate coach 2005-12 and head coach 2012-present).

Texas A&M suffered its first conference loss of the season and fell to 14-3 overall and 2-1 in the SEC.

Tennessee's 81 points were the most allowed by A&M all season and the most since the Lady Vols scorched the Aggies for 86 points in last season's SEC Semifinals.

It was the 12th time this season in 15 games, in which the Lady Vols held an opponent to less than 60 points.

Tennessee's senior trio of Isabelle Harrison, Cierra Burdick, and Ariel Massengale combined for 49 points and 23 rebounds.

Harrison netted a season-best 21 points and grabbed eight rebounds. Burdick scored 14 points and corralled 11 rebounds. Massengale also netted 14 points.

Taking on the top team in field goal percentage defense in Texas A&M (32.3 entering the game), Tennessee shot a season-best 52.4 from the floor. That was the best percentage against the Aggies all season.

The Lady Vols posted their third third wire-to-wire win of the season (St. Francis and Stanford).

Courtney Walker led the Aggies with 25 points. Tennessee hit 10 of its first 17 shots to race out to a 22-7 lead with less than nine minutes elapsed in the game.

Tennessee continued to be hot throughout the first half as the Lady Vols connected on 58.8 percent in the first half to lead 47-31 at halftime. That mark was the best shooting for the Lady Vols in any half all season.

Nia Moore scored five of the Lady Vols' last seven points in the final minute of the first half to build their largest lead before intermission, 16 points.

The Lady Vols ripped off 14 points in a row keyed by Massengale's eight points to take a 73-50 lead with six minutes left in the game.

The Lady Vols outscored Texas A&M, 25-2, in bench points and had 24 assists with only eight turnovers led by six from Burdick and Jordan Reynolds.

GAME 16

#7/9 UT at RV/NR Arkansas // Jan. 11, 2015

Tennessee (14-2, 4-0)	FG	3PT	FT	REBS	PF	TP	A	TO	Bl	St	Min
11 Burdick, Cierra	f	3-11	1-1	10-11	4-2-6	2	17	2	1	3	34
12 Graves, Bashaara	f	1-1	0-0	0-0	0-1-1	2	3	2	0	1	20
20 Harrison, Isabelle	c	4-10	0-0	5-8	3-10-13	4	13	0	4	2	29
00 Reynolds, Jordan	g	3-4	1-2	1-2	0-6-6	2	8	1	0	0	33
14 Carter, Andraya	g	1-6	0-1	0-2	2-1-3	3	2	1	1	3	28
01 Moore, Nia		1-2	0-0	0-0	1-0-1	1	2	0	0	1	5
05 Massengale, Ariel		4-11	4-8	4-4	1-2-3	1	16	4	2	0	32
13 Dunbar, Kortney		0-0	0-0	0-0	0-0-0	0	0	0	0	0	2
31 Nared, Jaime		0-1	0-1	0-0	0-0-0	1	0	0	0	0	7
33 Middleton, Alexa		0-2	0-0	0-0	0-1-1	1	0	2	1	0	10
TEAM					0-4-4						
Totals.....		17-49	6-13	20-27	11-27-38	17	60	13	9	6	200

TOTAL FG%	1st Half: 6-28 21.4%	2nd Half: 11-21 52.4%	Game: 34.7%
3-PT. FG%	1st Half: 0-6 0.0%	2nd Half: 6-7 85.7%	Game: 46.2%
F Throw %	1st Half: 6-8 75.0%	2nd Half: 14-19 73.7%	Game: 74.1%

Vanderbilt (10-6, 0-4)	FG	3PT	FT	REBS	PF	TP	A	TO	Bl	St	Min
32 WEST, Khadijah	f	0-3	0-0	0-0	3-1-4	2	0	0	1	0	12
42 BOWEN, Jhamsin	f	4-14	0-0	1-2	2-3-5	2	9	3	1	0	35
11 BERNIA, Calli	g	1-4	1-3	1-2	2-7-9	3	4	5	6	0	39
15 BROOKS, Kelsey	g	3-14	1-7	1-3	1-6-7	4	8	1	0	1	35
33 WOLFF, Melissa	g	3-5	0-0	4-6	6-4-10	3	10	4	1	0	36
00 JACKSON, Jessica	g	8-19	3-3	2-2	1-1-2	3	18	1	0	1	24
14 BOSTAD, McKinley	0	0-0	0-0	0-0	0-0-0	2	0	0	0	0	6
21 POWELL, Katie	1-3	0-1	0-0	0-1-1	2	2	0	0	2	0	7
25 BAILEY, Joey	0-0	0-0	0-0	0-0-0	2	0	2	0	0	0	6
TEAM					2-2-4						
Totals.....		20-63	2-14	9-15	17-25-42	23	51	16	10	4	200

TOTAL FG%	1st Half: 10-32 31.3%	2nd Half: 10-31 32.3%	Game: 31.7%
3-PT. FG%	1st Half: 0-4 0.0%	2nd Half: 2-10 20.0%	Game: 14.3%
F Throw %	1st Half: 1-2 50.0%	2nd Half: 8-13 61.5%	Game: 60.0%

Officials: Michael McConnell, Wesley Dean, Jennifer Rezer
Technical fouls: Tennessee-None. Arkansas-None.
Attendance: 2,344

Points in the paint-UT 22, AR 18. Points off turnovers-UT 9, AR 4.
 2nd chance points-UT 7, AR 15. Fast break points-UT 4, AR 0.
 Bench points-UT 18, AR 20. Score tied-4 times. Lead changed-3 times.
 Last FG-UT 2nd-02:01, AR 2nd-00:16.
 Largest lead-UT by 12 2nd-00:37, AR by 9 2nd-18:08.
 UT led for 06:48, AR led for 29:12. Game was tied for 04:00.

Score by Periods	1st	2nd	Total
Tennessee	18	42	60
Arkansas	21	30	51

FAYETTEVILLE, Ark. -- Ariel Massengale's sharp 3-point shooting in the second half helped Tennessee erase a nine-point deficit and mount a 60-51 comeback win over Arkansas at Bud Walton Arena.

Tennessee (14-2, 4-0 SEC) scored 42 points in the second half to remain undefeated in conference play. Arkansas fell to 10-6 and 0-4 in SEC games. UT improved to 26-2 all-time against Arkansas and 13-1 in games played in Fayetteville.

Isabelle Harrison came through in a physical game in the paint. She posted her fourth double-double of the year and the 28th of her career with 13 points and a season-high 13 rebounds.

The Lady Vols matched their season high in blocks with nine. Cierra Burdick and Andraya Carter each recorded three. Harrison had two.

Massengale dished out four assists and finished with 16 points on 4-of-8 shooting from 3-point range. Burdick scored 14 of her 17 points in the second half.

Jessica Jackson led Arkansas with 18 points. Melissa Wolff finished with 10 points and 10 rebounds for a double-double.

Tennessee's 3-point shooting came alive in the second half. After going 0-of-6 from long distance in the first half, the Lady Vols hit 6-of-7 after halftime to surge in the final 10 minutes of the game.

The Lady Vols clawed back from a nine-point deficit with a 16-3 run that featured 11 points by Ariel Massengale.

Jessica Jackson scored all eight points of an 8-2 Razorback run that gave Arkansas its largest lead of the game at 37-28 with 11:48 remaining.

After Arkansas scored six-straight points at the start of the second half, Tennessee answered with its own 6-0 run thanks to a Reynolds 3-pointer with the shot-clock expiring and Cierra Burdick's and-1.

The Lady Vols worked the paint in the last five minutes of the first half, getting to the free throw line to climb back and trail just 21-18 at the halftime. Isabelle Harrison hit a jumper from the right side with four seconds remaining in the half to make it a one-possession game. UT shot just 21.4 percent (6-of-28) and Arkansas shot 31.3 percent (10-of-32) in the first half. The Razorbacks had a 24-20 rebounding advantage heading into the break.

Tennessee's 18 points at halftime tied for its eighth-fewest first-half points in program history and the Lady Vols fewest since scoring 18 against Alabama on Feb. 2, 2014.

The game started slow with Tennessee shooting just 1-of-8 and Arkansas shooting 2-of-11 through the first six minutes. The Lady Vols pulled ahead, 9-8, with 10:05 remaining in the first half after Harrison scored five-straight points. The Razorbacks charged back in front with a 7-0 run.

GAME 17

#6/6 UT at Auburn // Jan. 15, 2015

Tennessee (15-2, 5-0)	FG	3PT	FT	REBS	PF	TP	A	TO	Bl	St	Min
11 Burdick, Cierra	f	4-8	0-0	2-2	1-2-3	2	10	3	3	1	32
12 Graves, Bashaara	f	4-9	0-0	0-0	3-2-5	0	8	2	1	0	26
20 Harrison, Isabelle	c	4-12	0-0	1-2	1-10-11	0	9	2	0	1	31
00 Reynolds, Jordan	g	5-6	1-2	0-0	2-3-5	0	11	2	2	0	29
14 Carter, Andraya	g	3-7	3-5	2-2	1-0-1	1	11	4	3	0	35
01 Moore, Nia	g	0-1	0-0	0-0	0-1-1	2	0	0	0	0	4
05 Massengale, Ariel	g	2-5	1-3	0-0	2-1-3	4	5	1	2	0	28
13 Dunbar, Kortney	g	0-0	0-0	0-0	0-2-2	0	0	0	0	0	1
31 Nared, Jaime	g	0-1	0-1	0-0	0-2-2	1	0	0	0	0	6
33 Middleton, Alexa	g	0-3	0-0	0-0	0-0-0	0	0	2	0	0	8
Totals.....		22-52	5-11	5-6	10-23-35	10	54	14	13	2	200

TOTAL FG%	1st Half: 10-29 34.5%	2nd Half: 12-23 52.2%	Game: 42.3%
3-PT. FG%	1st Half: 4-7 57.1%	2nd Half: 1-4 25.0%	Game: 45.5%
F Throw %	1st Half: 2-2 100%	2nd Half: 3-4 75.0%	Game: 83.3%

Auburn (9-9, 0-5)	FG	3PT	FT	REBS	PF	TP	A	TO	Bl	St	Min
44 Tanner, Tra'cee	c	7-11	0-0	0-2	4-2-6	4	14	2	3	0	34
00 Muhammad, Hasina	g	4-14	0-0	0-2	5-4-9	0	8	4	2	0	31
10 Montgomery, Brandy	g	3-11	0-0	2-2	2-3-5	0	8	0	3	0	28
13 Frerking, Katie	g	3-5	2-3	0-0	0-5-5	2	8	1	1	0	34
25 Pettithorne, Neydja	g	0-8	0-3	0-0	0-1-1	0	3	6	1	3	24
22 Parker, Kiani	g	0-2	0-1	0-0	0-0-0	0	0	1	0	0	16
23 Jones, Jessica	g	0-0	0-0	0-0	2-0-2	0	0	0	0	0	6
35 Robeson, Asia	g	0-2	0-0	0-0	0-1-1	0	0	0	1	0	5
40 Dieng, Khady	g	2-6	0-2	0-0	1-3-4	1	4	1	0	0	19
50 Capers, Cabriana	g	0-0	0-0	0-0	1-0-1	0	0	0	0	0	3
TEAM					3-2-5						
Totals.....		19-59	2-9	2-6	18-21-39	7	42	12	15	2	200

TOTAL FG%	1st Half: 8-31 25.8%	2nd Half: 11-28 39.3%	Game: 32.2%
3-PT. FG%	1st Half: 0-6 0.0%	2nd Half: 2-3 66.7%	Game: 22.2%
F Throw %	1st Half: 2-2 100%	2nd Half: 0-4 0.0%	Game: 33.3%

Officials: Mark Zentz, Laura Morris, Eric Koch
Technical fouls: Tennessee-None. Auburn-None.
Attendance: 2,590

Points in the paint-UT 24,AU 28. Points off turnovers-UT 12,AU 8.
 2nd chance points-UT 15,AU 11. Fast break points-UT 0,AU 6.
 Bench points-UT 5,AU 4. Score tied-1 time. Lead changed-2 times.
 Last FG-UT 2nd-01:48, AU 2nd-01:28.
 Largest lead-UT by 15 2nd-01:48, AU by 3 1st-09:57.
 UT led for 37:05. AU led for 01:40. Game was tied for 01:15.

Score by Periods	1st	2nd	Total
Tennessee	26	28	54
Auburn	18	24	42

AUBURN, Ala. -- No. 6 Tennessee won its 11th consecutive game with a 54-42 victory at Auburn. The 11-game winning streak is the longest by Tennessee since a 25-game streak at the end of the 2010-11 season.

The Lady Vols improved to 15-2 overall and remained perfect in the SEC at 5-0. The Tigers fell to 9-9 and stayed winless in the league at 0-5.

Tennessee has won a league-best 12 consecutive games against SEC foes, a streak that began with a 93-63 win over Auburn on Feb. 20, 2014 in Knoxville.

Sophomore Jordan Reynolds and junior Andraya Carter each scored 11 points to lead Tennessee's well-balanced scoring attack. Cierra Burdick added 10 points, her fourth game in a row in double figures. Isabelle Harrison had nine points and a game-high 11 rebounds.

Auburn was led by Tra'cee Tanner's 14 points. The Tigers were held to just 32.2 percent from the floor on 19-of-59 shooting.

Tennessee has held all 11 opponents during the win streak to less than 63 points and all SEC foes to 58 or fewer.

Up eight at halftime, the Lady Vols expanded their lead to 13 on a Reynolds' 3-pointer with 17 minutes left in regulation. That gave Tennessee a 35-22 advantage.

The Lady Vols continued to lead by at least three possessions for the remainder of the game. Auburn got within seven points on a 3-pointer by Katie Frerking midway through the second half, making it 42-35. That was Auburn's first of only two treys in the game.

The Lady Vols held Auburn scoreless for the final 3:03 of the first half in taking a 26-18 lead into the locker room. Carter led all players with 11 points in the first half. Tennessee limited Auburn to just 25.8 percent from the floor and forced the Tigers into nine turnovers.

Tennessee is now 40-10 all-time against Auburn.

GAME 18

#5/7 UT at #6/5 Notre Dame // Jan. 19, 2015

Tennessee (15-3)	FG	3PT	FT	REBS	PF	TP	A	TO	Bl	St	Min
11 Burdick, Cierra	f	6-12	2-3	1-1	1-3-4	5	15	3	0	0	32
12 Graves, Bashaara	f	10-20	0-0	2-3	6-2-8	3	22	3	0	0	34
20 Harrison, Isabelle	c	4-15	0-0	4-6	3-6-9	2	12	1	2	1	28
00 Reynolds, Jordan	g	2-3	0-0	0-0	0-0-0	1	4	0	1	0	13
14 Carter, Andraya	g	4-6	1-1	0-0	2-1-3	5	9	3	2	1	35
01 Moore, Nia	g	2-5	0-0	0-0	2-2-4	2	4	1	0	0	8
05 Massengale, Ariel	g	4-9	3-6	0-0	0-1-1	0	11	4	4	0	35
31 Nared, Jaime	g	0-1	0-0	0-0	0-0-0	0	0	0	0	0	3
33 Middleton, Alexa	g	0-3	0-0	0-0	1-0-1	1	0	1	0	0	12
TEAM					3-1-4						
Totals.....		32-74	6-10	7-10	18-16-34	19	77	16	10	2	200

TOTAL FG%	1st Half: 16-35 45.7%	2nd Half: 16-39 41.0%	Game: 43.2%
3-PT. FG%	1st Half: 1-3 33.3%	2nd Half: 5-7 71.4%	Game: 60.0%
F Throw %	1st Half: 4-5 80.0%	2nd Half: 3-5 60.0%	Game: 70.0%

Notre Dame (7-2)	FG	3PT	FT	REBS	PF	TP	A	TO	Bl	St	Min
11 Brianna Turner	f	6-8	0-0	1-1	2-1-3	3	13	0	1	5	26
12 Taya Reimer	f	4-6	0-0	1-2	2-8-10	1	9	1	1	0	30
15 Lindsay Allen	g	5-9	0-1	5-5	1-4-5	2	15	6	3	0	38
23 Michaela Mabrey	g	2-3	2-2	0-0	0-1-1	2	6	2	1	0	21
32 Jewell Loyd	g	13-23	2-5	6-9	2-3-5	2	34	4	6	0	39
22 Madison Cable	g	1-2	0-1	4-4	1-4-5	1	6	3	0	1	22
24 Hannah Huffman	g	0-0	0-0	0-0	0-0-0	0	0	0	0	0	1
33 Kathryn Westbeld	g	1-4	0-1	3-6	0-2-2	1	5	2	1	0	23
TEAM					2-3-5						
Totals.....		32-55	4-10	20-27	10-26-36	12	88	18	13	6	200

TOTAL FG%	1st Half: 15-24 62.5%	2nd Half: 17-31 54.8%	Game: 58.2%
3-PT. FG%	1st Half: 3-5 60.0%	2nd Half: 1-5 20.0%	Game: 40.0%
F Throw %	1st Half: 7-12 58.3%	2nd Half: 13-15 86.7%	Game: 74.1%

Officials: Dee Kantner, Wesley Dean, Joseph Vaszily
Technical fouls: Tennessee-None. Notre Dame-None.
Attendance: 9,149

Points in the paint-UT 36,ND 46. Points off turnovers-UT 10,ND 12.
 2nd chance points-UT 12,ND 8. Fast break points-UT 4,ND 6.
 Bench points-UT 15,ND 11. Score tied-1 time. Lead changed-0 times.
 Last FG-UT 2nd-00:35, ND 2nd-01:56.
 Largest lead-UT None, ND by 14 2nd-08:32.
 UT led for 00:00. ND led for 38:56. Game was tied for 01:04.

Score by Periods	1st	2nd	Total
Tennessee	37	40	77
Notre Dame	40	48	88

NOTRE DAME, Ind. -- No. 5 Tennessee saw its 11-game winning streak come to an end at No. 6 Notre Dame, as the Irish posted an 88-77 victory.

Jewell Loyd led the Irish (17-2) with 34 points, making 13-of-23 from the floor. Lindsay Allen (15) and Brianna Turner (13) also scored in double figures. The Irish shot 58.2 from the floor. Notre Dame won its fifth in a row at home since a loss to No. 2 UConn on Dec. 6.

Bashaara Graves topped the Lady Vols (16-3) with a season-high 22 points and eight rebounds. Cierra Burdick tallied 15 points. Isabelle Harrison had 12 points and nine rebounds. Ariel Massengale added 11 points off the bench.

The Irish have won the last five meetings in the series dating back to 2011. That came after Tennessee won the first 20 in the series, which started in 1983, to lead 20-5 all-time.

The Lady Vols lost their 14th consecutive road game against a Top 10 team dating to a 67-64 victory at Duke on Jan. 28, 2008.

Tennessee was never able to take the lead at Purcell Pavilion. The Lady Vols hung within eight points for the first 29 minutes of action. The Irish took their first double-figure lead with 10:26 left in regulation.

Notre Dame built an eight-point lead three times early in the second half, but Tennessee continued to cut it back to a two possession game. Allen's free throws midway through the second half pushed the Irish's lead to 59-49.

The Irish extended their lead to 14 points at 66-52 with a 7-0 spurt finished by a Madison Cable steal and fast break layup with 8:30 left. That capped a 12-3 run.

The Lady Vols made a late push with a 9-2 run to get within six points at 80-74 with one minute left on a Graves' layup.

Notre Dame sealed the win with 8-of-10 free throws in the final 50 seconds.

The Irish held a 40-37 lead at halftime in 20 fast-paced minutes. Notre Dame shot 62.5 percent from the floor and were led by Loyd's 18 points. Graves led Tennessee with 14 points.

Neither team led by more than two possessions in the first half. Notre Dame's six-point lead at 25-19 on a Loyd jumper with 9:44 left in the half marked the largest advantage for the Irish, which did not trail for the entire half.

GENERAL

STAFF

PLAYERS

REVIEW

HISTORY

FACILITIES

NCAA

SEC

RECORDS

MEDIA INFO



GAME 19

#5/7 UT vs. RV/RV LSU // Jan. 22, 2015

LSU (10-9, 4-3)	FG	3PT	FT	REBS	PF	TP	A	TO	Bl	St	Min
04 Pedersen, Anne	f	2-3	0-1	1-2	10-1	1	5	1	1	0	22
42 Boykin, Sheila	f	1-5	0-0	0-0	3-1-4	5	2	1	2	0	27
11 Moncrief, Raigyne	g	7-16	0-1	1-4	2-5-5	15	1	3	0	2	31
13 Hill, Rina	g	5-7	0-1	2-2	0-1-1	12	2	2	0	0	32
32 Ballard, Danielle	g	5-11	0-0	5-7	2-3-5	2	15	4	5	0	1
01 Deemer, Jenna	g	1-3	1-3	0-0	0-0-0	2	3	0	0	0	8
03 Bethel, Akliah	g	0-3	0-0	0-0	0-1-1	4	0	2	1	0	17
10 Rhodes, Jasmine	g	0-0	0-0	0-0	1-1-2	0	0	0	0	0	4
23 Amichia, Stephanie	g	1-1	0-0	0-1	1-1-2	3	2	0	0	0	8
31 Jones, Ann	g	1-1	0-0	2-2	0-0-0	2	4	0	1	0	14
TEAM					2-2-4						1
Totals.....		23-50	1-6	11-18	12-15-25	21	58	11	14	0	6 200

TOTAL FG%	1st Half: 10-23 43.5%	2nd Half: 13-27 48.1%	Game: 46.0%
3-PT. FG%	1st Half: 0-1 0.0%	2nd Half: 1-5 20.0%	Game: 16.7%
F Throw %	1st Half: 4-4 100%	2nd Half: 7-14 50.0%	Game: 61.1%

Tennessee (16-3, 6-0)	FG	3PT	FT	REBS	PF	TP	A	TO	Bl	St	Min
11 Burdick, Cierra	f	2-5	0-0	4-6	0-3-3	1	8	6	1	0	1 28
12 Graves, Bashaara	f	0-0	0-0	2-2	1-4-5	3	2	4	3	0	1 26
20 Harrison, Isabelle	c	9-11	0-0	7-7	3-5-8	3	25	0	3	0	1 26
0 Reynolds, Jordan	g	2-4	1-1	4-4	0-1-1	9	1	1	0	0	21
14 Carter, Andraya	g	5-6	5-3	0-0	2-1-3	3	13	1	2	0	3 27
01 Moore, Nia	g	0-1	0-0	0-0	0-3-3	1	0	0	2	1	0 9
05 Massengale, Ariel	g	3-9	1-4	0-0	0-0-0	0	7	3	0	0	0 28
13 Dunbar, Kortney	g	0-0	0-0	0-0	0-1-1	0	0	0	0	0	0 1
31 Nared, Jaime	g	1-1	0-0	2-2	2-1-3	3	4	1	1	0	1 18
33 Middleton, Alexa	g	3-8	1-3	0-0	1-1-2	1	7	2	2	0	0 18
Totals.....		25-45	6-11	19-21	9-20-29	16	75	18	15	1	7 200

TOTAL FG%	1st Half: 14-27 51.9%	2nd Half: 11-18 61.1%	Game: 55.6%
3-PT. FG%	1st Half: 3-5 60.0%	2nd Half: 3-6 50.0%	Game: 54.5%
F Throw %	1st Half: 1-1 100%	2nd Half: 18-20 90.0%	Game: 90.5%

Officials: Tina Napier, Dee Kantner, Luis Gonzalez
Technical fouls: LSU-None, Tennessee-None.
Attendance: 11,612

Points in the paint-LSU 18, UT 26. Points off turnovers-LSU 12, UT 13.
 2nd chance points-LSU 11, UT 8. Fast break points-LSU 2, UT 4.
 Bench points-LSU 9, UT 18. Score tied-3 times. Lead changed-0 times.
 Last FG-LSU 2nd-00:36, UT 2nd-00:18.
 Largest lead-LSU None, UT by 18 2nd-09:32.
 LSU led for 00:00. UT led for 37:24. Game was tied for 02:36.

Score by Periods	1st	2nd	Total
LSU	24	34	58
Tennessee	32	43	75

KNOXVILLE, Tenn. -- No. 5 Tennessee stayed perfect in SEC play posting a 75-58 victory over LSU. The win came during "We Back Pat" Week as basketball icon Pat Summitt was in attendance at Thompson-Boling Arena.

The Lady Vols moved to 16-3 overall and 6-0 in the SEC. Tennessee has won 15 consecutive games at home including an 11-0 mark in 2014-15.

LSU, which came to Knoxville fresh off back-to-back wins over No. 15 Mississippi State and No. 10 Kentucky, fell to 10-9 and 4-3 in the league.

Senior Isabelle Harrison scored a season-high 25 points and grabbed a game-high eight rebounds. She made 9-of-11 from the field. Her career-high of 26 came against LSU last January.

Sophomore Andraya Carter tallied 13 points, making all three of her 3-point attempts.

LSU was led by Danielle Ballard, who scored 15 points and grabbed six rebounds. Raigyne Moncrief also tallied 15 points while corralling five rebounds.

Tennessee posted its fifth wire-to-wire win and second in the SEC. The Lady Vols shot a season-high 55.6 percent from the field and made 6-of-11 from 3-point range.

Up eight at halftime, the Lady Vols quickly grew their lead to 17 points less than four minutes into the second half on back-to-back 3-pointers by Jordan Reynolds and Carter to spur a 10-0 run. That put Tennessee ahead, 45-28.

The Lady Vols expanded their lead to 18 midway through the half and held a double-figure lead for the final 17:08 of the game -- also winning by 18 points.

Both teams came out hot in the first half as the Lady Vols held a 32-24 lead at intermission. Tennessee shot 52 percent from the floor over the first 20 minutes including 3-of-5 from 3-point range. The Lady Tigers connected on six of their first eight shots but closed missing their final four to finished at 43.5 percent in the first half. LSU attempted its only 3-pointer on the final shot of the first half and it came up short.

Harrison led the scoring with 11 points in the first half, making 5-of-6 from the field. The Lady Vols had 11 assists on 14 baskets in the half.

GAME 20

#11/12 UT vs. 22/19 Georgia // Jan. 25, 2015

Georgia (17-4, 5-3)	FG	3PT	FT	REBS	PF	TP	A	TO	Bl	St	Min
13 Hempt, Merritt	f	0-2	0-0	0-0	1-0-1	4	0	0	0	0	10
15 Donald, Krista	f	5-7	1-1	1-3	1-4-5	3	12	2	3	0	1 32
03 Griffin, Tiana	g	3-13	2-9	0-0	0-2-3	3	8	2	0	0	4 40
24 Butler, Margorie	g	3-6	0-2	0-0	1-4-5	3	6	6	2	0	3 40
31 Ford, Erika	g	0-7	0-3	0-1	1-1-2	1	0	0	0	0	14
11 Roberts, Pachis	2-5	1-3	1-2	0-2-2	1	6	1	0	0	0	11
20 Barbee, Shacobia	1-5	0-2	1-1	0-4-4	0	3	2	2	0	0	15
23 Washington, Halle	1-3	0-0	0-0	1-3-4	0	1	2	1	0	1	13
33 Ingram, Mackenzie	6-9	2-4	0-0	0-3-3	5	14	0	3	0	2	25
TEAM				1-0-1							2
Totals.....		21-57	6-24	3-7	6-23-29	23	51	14	14	1	10 200

TOTAL FG%	1st Half: 10-28 35.7%	2nd Half: 11-29 37.9%	Game: 36.8%
3-PT. FG%	1st Half: 4-13 30.8%	2nd Half: 2-11 18.2%	Game: 25.0%
F Throw %	1st Half: 1-4 25.0%	2nd Half: 2-3 66.7%	Game: 42.9%

Tennessee (17-3, 7-0)	FG	3PT	FT	REBS	PF	TP	A	TO	Bl	St	Min
11 Burdick, Cierra	f	2-5	0-0	0-0	4-2-6	2	4	0	4	0	1 25
12 Graves, Bashaara	f	2-5	0-0	0-0	2-4-6	1	4	1	4	0	1 27
20 Harrison, Isabelle	c	2-6	0-0	5-6	2-7-9	3	9	1	3	0	1 19
0 Reynolds, Jordan	g	5-10	0-2	5-5	0-4-4	1	15	1	1	0	2 31
14 Carter, Andraya	g	1-4	0-2	0-0	1-0-1	1	2	0	1	0	1 27
01 Moore, Nia	g	0-0	0-0	0-0	1-1-2	1	0	1	3	0	1 14
05 Massengale, Ariel	g	3-15	2-12	2-2	0-6-6	1	10	1	0	0	0 29
13 Dunbar, Kortney	g	1-1	0-0	0-0	0-0-0	0	1	0	0	0	0 5
31 Nared, Jaime	g	1-1	0-0	5-5	0-1-1	2	7	0	2	1	1 11
33 Middleton, Alexa	g	1-4	0-0	3-3	1-2-3	1	5	1	2	0	0 12
TEAM				2-5-7							1
Totals.....		18-53	3-17	20-21	13-32-45	13	59	6	18	2	7 200

TOTAL FG%	1st Half: 9-24 37.5%	2nd Half: 9-29 31.0%	Game: 34.0%
3-PT. FG%	1st Half: 1-9 11.1%	2nd Half: 2-8 25.0%	Game: 17.6%
F Throw %	1st Half: 11-11 100%	2nd Half: 9-10 90.0%	Game: 95.2%

Officials: Bob Trammell, Sue Blauch, Gina Cross
Technical fouls: Georgia-None, Tennessee-None.
Attendance: 13,428

Points in the paint-UGA 28, UT 24. Points off turnovers-UGA 13, UT 20.
 2nd chance points-UGA 2, UT 10. Fast break points-UGA 6, UT 6.
 Bench points-UGA 25, UT 25. Score tied-2 times. Lead changed-6 times.
 Last FG-UGA 2nd-00:37, UT 2nd-02:49.
 Largest lead-UGA by 8 1st-05:59, UT by 11 2nd-00:46.
 UGA led for 13:40. UT led for 21:11. Game was tied for 04:45.

Score by Periods	1st	2nd	Total
Georgia	25	26	51
Tennessee	30	29	59

KNOXVILLE, Tenn. -- No. 5 Tennessee got a career-high 15 points from Jordan Reynolds and some timely 3-pointers from Ariel Massengale as it survived No. 22 Georgia, 59-51, in a frenetic, high-paced SEC contest at Thompson-Boling Arena. UT earned its 13th straight SEC win and its 16th straight at home dating back to last year.

The win was also the 100th career victory for Tennessee's seniors as a group. The trio of Cierra Burdick, Isabelle Harrison, and Massengale improved to 100-26 in its tenure on Rocky Top, including a 5-0 mark against Georgia.

As a team, UT (17-3, 7-0 SEC) shot just 34 percent from the field and committed 18 turnovers, but prevailed behind a 45-29 edge on the glass and a stellar 20-of-21 mark from the free throw line. The Lady Vols actually converted their first 20 freebies of the contest, matching the program's best mark since giving a perfect 10-for-10 against LSU in 2010. The 95 percent mark from the charity stripe ranks seventh-best in program history.

On the other hand, the 22nd-ranked Lady Bulldogs (17-4, 5-3 SEC) finished the game at just under 37 percent shooting, including a 6-of-24 mark from beyond the arc. UGA committed 14 turnovers amidst the up-and-down pace while giving just 3-of-7 at the free throw line.

Harrison finished just a point and a rebound shy of the double-double, posting nine points and nine boards on the afternoon.

A true game of runs, Tennessee took a 30-25 lead into the intermission behind a 16-3 run to close the half. This spurt came on the heels of a 17-3 run midway through the opening period from UGA as it enjoyed a 22-14 lead at one point.

It was all Georgia to start the second period as it scored the first 10 points of the frame and forced five Lady Vol turnovers in keeping UT off the board for over eight minutes. But once Burdick broke the seal with a put-back layup at the 11:48 mark, the Lady Vol offense began to settle in.

Burdick's bucket sparked what would become a 12-0 run for the Orange, restoring the advantage to 42-35 by the 9:02 mark. After a driving, coast-to-coast layup from Massengale brought the Lady Vols to within one at 35-34, the senior then stepped back from beyond the arc to bury her first three of the ballgame to put UT in front 37-35. A baseline jumper from Reynolds preceded a three-point play from Harrison to put UT back up seven.

UT maintained its advantage over the ensuing stretch, holding onto a 51-46 edge as the clock ticked beneath three minutes to play. It was at the 2:49 mark when Massengale effectively put things out of reach when her straightaway triple gave Tennessee its largest lead of the game at 54-46.

UGA was led by 14 points from forward Mackenzie Ingram. The freshman scored the Lady Bulldogs' first 10 points of the contest and took 12 into the halftime break. She had entered the contest averaging 7.8 points per game. Senior Krista Donald added 12 points and a team-high five rebounds for the visitors.

Jaime Nared scored all seven of her points in the first half and Alexa Middleton finished with five to her name.

GAME 21

#6/6 UT at #10/10 Kentucky // Jan. 29, 2015

Tennessee (18-3, 8-0)	FG	SPT	FT	REBS	PF	TP	A	TO	BI	ST	Min
11 Burdick, Cierra	f	7-13	0-0	2-4	2-2-4	3	16	1	5	0	24
12 Graves, Bashaara	f	3-4	0-0	5-5	2-5-7	1	11	2	1	2	32
20 Harrison, Isabelle	c	8-12	0-0	3-6	4-6-10	3	19	0	4	2	29
00 Reynolds, Jordan	g	4-15	0-2	0-0	0-3-3	3	8	3	4	1	24
14 Carter, Andraya	g	3-6	1-2	1-2	2-1-3	3	8	3	0	1	35
01 Moore, Nia	g	0-0	0-0	0-0	0-0-0	1	0	0	0	0	5
05 Massengale, Ariel	g	2-6	1-4	2-2	1-4-5	1	7	4	5	0	27
31 Nared, Jaime	g	2-3	0-0	0-0	1-1-2	1	4	1	3	0	12
33 Middleton, Alexa	g	0-1	0-0	0-0	0-0-0	1	0	0	0	0	2
TEAM					2-2-4						
Totals.....		29-60	2-8	13-19	14-24-38	17	73	14	22	6	8 200

TOTAL FG%	1st Half: 11-30 36.7%	2nd Half: 18-30 60.0%	Game: 48.3%
3-PT FG%	1st Half: 0-5 0.0%	2nd Half: 2-3 66.7%	Game: 25.0%
F Throw %	1st Half: 3-6 50.0%	2nd Half: 10-13 76.9%	Game: 68.4%

Kentucky (16-5, 5-3)	FG	SPT	FT	REBS	PF	TP	A	TO	BI	ST	Min
12 Sidney, Jelleah	f	3-6	0-0	1-3	5-4-9	3	7	0	1	1	13
50 Bishop, Azia	c	1-2	0-0	0-0	3-0-3	3	2	1	4	0	23
13 Goss, Bria	g	3-7	0-2	1-2	4-2-6	2	7	0	0	1	33
15 Harper, Linnae	g	3-11	1-4	2-2	0-1-1	2	9	2	2	0	21
25 Epps, Makayla	g	8-19	5-3	4-7	11-1-2	0	23	4	2	0	35
00 O'Neill, Jennifer	f	4-15	2-6	2-2	1-2-3	2	12	5	6	0	32
05 Goodin-Rogers, Kyvin	g	0-1	0-1	0-0	0-3-3	2	0	0	0	1	10
35 Jennings, Alexis	g	5-8	2-3	0-0	2-5-7	4	12	0	3	0	22
45 Rice, Alyssa	g	0-1	0-0	0-0	0-1-1	2	0	0	1	2	11
TEAM					3-1-4						
Totals.....		27-70	8-19	10-16	19-20-39	20	72	12	19	3	10 200

TOTAL FG%	1st Half: 13-35 37.1%	2nd Half: 14-35 40.0%	Game: 38.6%
3-PT FG%	1st Half: 4-10 40.0%	2nd Half: 4-9 44.4%	Game: 42.1%
F Throw %	1st Half: 1-3 33.3%	2nd Half: 9-13 69.2%	Game: 62.5%

Officials: Mark Zentz, Roy Gubeyan, Troy Winders
Technical fouls: Tennessee-None. Kentucky-None.
Attendance: 7,407

Points in the paint-UT 46,UK 34. Points off turnovers-UT 12,UK 14.
 2nd chance points-UT 14,UK 12. Fast break points-UT 4,UK 4.
 Bench points-UT 11,UK 24. Score tied 7 times. Lead changed 12 times.
 Last FG-UT 2nd-01:24, UK 2nd-01:16.
 Largest lead-UT by 5 1st-04:59, UK by 6 1st-00:52.
 UT led for 16:49. UK led for 19:29. Game was tied for 02:37.

Score by Periods	1st	2nd	Total
Tennessee	25	48	73
Kentucky	31	41	72

LEXINGTON, Ky. -- In a thriller, no. 6 Tennessee won its first road game against a top-10 team since 2008 with a 73-72 victory at No. 10 Kentucky.

The Lady Vols remained perfect in the SEC at 8-0 and moved to 18-3 overall. Tennessee has now won 15 consecutive games vs. SEC opponents. Kentucky fell to 16-4 overall, 5-3 in the league. The Wildcats' 13-game home win streak came to an end.

Kentucky had four shots in the final 20 seconds to take the lead, but the Lady Vols' defense came up big, as both Jordan Reynolds and Andraya Carter had blocked shots in the final seconds to secure the victory.

Neither team led by more than six points all night. The contest was tied seven times and the lead changed hands 12 times.

Senior Isabelle Harrison led Tennessee with 19 points (8-of-12 from the floor) and 10 rebounds. Classmate Cierra Burdick tallied 16, making 7-of-13. Junior Bashaara Graves added 11 points.

The Lady Vols' last win over a top-10 foe came on Jan. 28, 2008, a 67-64 win at #9 Duke.

Makayla Epps led all scorers with 23 for Kentucky. Jennifer O'Neill and Alexis Jennings each scored 12.

Tennessee shot 60.0 percent from the floor in the second half as it rallied back from a halftime deficit.

Harrison's free throw with 4:18 remaining put the Lady Vols up 63-62, just their second lead of the second half. After the teams exchanged turnovers, Kentucky regained the lead at 63-62 on a lay-up by Makayla Epps.

Graves gave Tennessee the lead with a pair of foul shots, 65-64, with 3:47 left. Harrison's jumper pushed the lead to three at 67-64 with 3:22 left.

Another Harrison jumper put the Lady Vols up 69-65 with 2:46 left. A banker by Carter with the shot clock winding down put the Lady Vols up 71-66 with two minutes left and gave Tennessee its largest lead of the game.

Kentucky's Epps nailed two consecutive threes to make it a one-point game, 73-72, at 1:16.

The Wildcats had four shots to take the lead in the final 20 seconds, but O'Neill missed a 3-pointer, Epps missed a short jumper, Jennings was blocked by Reynolds and O'Neill was swatted by Carter as time expired.

That set off a celebration for the Lady Vols, as they beat a ranked top-10 foe on the road for the first time in 2,558 days, spanning 250 games.

Tennessee battled back after trailing most of the second half.

Ariel Massengale knocked down a 3-pointer to tie the game at 60-60 with 5:42 left in the game. That tied the game for the first time since it was even at 45 with 11:31 left in the second half.

Kentucky took the largest lead of the half into the locker room, 31-25. The Wildcats scored the final five points of the half to build that six-point advantage.

GAME 22

#6/6 UT vs. #18/18 Mississippi State // Feb. 2, 2015

Mississippi State (22-3, 7-3)	FG	SPT	FT	REBS	PF	TP	A	TO	BI	ST	Min
03 Richardson, Breanna	f	16-10	1-2	0-1	2-1-3	1	13	2	3	1	2 30
35 Vivians, Victoria	f	16-13	1-6	4-5	1-2-3	3	17	1	1	2	32
10 Alwal, Martha	c	4-7	0-0	0-0	1-2-3	4	8	0	1	2	34
00 Dillingham Dominique	g	1-4	0-1	0-0	1-2-3	4	2	5	2	0	2 38
21 James, Jerica	g	4-8	2-4	0-0	1-2-3	2	10	4	1	0	1 26
02 Williams, Morgan	g	2-6	0-1	0-0	0-0-0	2	4	1	1	0	1 14
13 Chapel, Ketara	g	0-1	0-0	0-0	0-1-1	0	2	0	1	0	10
14 Grant, Kendra	g	4-10	1-2	2-2	2-1-3	2	11	0	0	0	10
45 Okorie, Chinwe	g	1-1	0-0	0-0	0-0-0	3	2	0	0	0	6
TEAM					4-2-6						
Totals.....		28-60	5-16	6-8	12-15-25	21	67	13	10	5	9 200

TOTAL FG%	1st Half: 14-31 45.2%	2nd Half: 14-29 48.3%	Game: 46.7%
3-PT FG%	1st Half: 1-7 14.3%	2nd Half: 4-9 44.4%	Game: 31.3%
F Throw %	1st Half: 2-2 100%	2nd Half: 4-6 66.7%	Game: 75.0%

Tennessee (19-3, 9-0)	FG	SPT	FT	REBS	PF	TP	A	TO	BI	ST	Min
11 Burdick, Cierra	f	9-15	1-1	5-6	3-5-8	2	24	6	3	0	3 35
12 Graves, Bashaara	f	5-6	0-0	7-7	3-1-4	1	17	5	2	1	1 31
20 Harrison, Isabelle	c	4-10	0-0	3-4	3-7-10	2	11	0	4	3	30
0 Reynolds, Jordan	g	2-3	1-1	0-0	0-1-1	0	5	1	1	0	13
14 Carter, Andraya	g	3-5	0-0	0-2	1-0-1	2	6	2	0	0	1 33
01 Moore, Nia	g	0-0	0-0	0-0	0-1-1	0	0	0	0	0	3
05 Massengale, Ariel	g	3-7	2-3	0-0	0-5-5	1	8	4	2	0	33
31 Nared, Jaime	g	2-4	0-1	2-2	0-0-0	3	6	0	0	0	12
33 Middleton, Alexa	g	1-1	0-0	0-0	0-2-2	1	2	0	0	0	10
TEAM					3-5-3						
Totals.....		29-51	4-6	17-21	13-22-35	12	79	18	15	4	7 200

TOTAL FG%	1st Half: 14-26 53.8%	2nd Half: 15-25 60.0%	Game: 56.9%
3-PT FG%	1st Half: 2-4 50.0%	2nd Half: 2-2 100%	Game: 66.7%
F Throw %	1st Half: 6-7 85.7%	2nd Half: 11-14 78.6%	Game: 81.0%

Officials: Lisa Mattingly, Scott Yarbrough, Brian Garland
Technical fouls: Mississippi State-None. Tennessee-None.
Attendance: 11,507

Points in the paint-MS 36,UT 42. Points off turnovers-MS 21,UT 10.
 2nd chance points-MS 15,UT 9. Fast break points-MS 6,UT 10.
 Bench points-MS 17,UT 16. Score tied 12 times. Lead changed 4 times.
 Last FG-MS 2nd-00:44, UT 2nd-02:56.
 Largest lead-MS by 3 1st-09:03, UT by 15 2nd-13:03.
 MS led for 01:22. UT led for 32:10. Game was tied for 06:15.

Score by Periods	1st	2nd	Total
Mississippi State	31	36	67
Tennessee	36	43	79

KNOXVILLE, Tenn. -- Tennessee remained perfect against Mississippi State on Sunday. The No. 6 Lady Vols beat the No. 18 Bulldogs for the 36th consecutive time winning 79-67 at Thompson-Boling Arena.

The Lady Vols (19-3 overall) continued their perfect mark in the SEC, moving to 9-0 in the league for the season. It is the first time since 2010-11 that the Lady Vols had won their first nine SEC games. That year UT went a perfect 16-0.

Tennessee has won all 13 games at home this season and 17 overall in a row at home dating to February 20, 2014. The Lady Vols have also won 16 consecutive games against SEC opponents dating to last season.

Senior Cierra Burdick led Tennessee with a career-high 24 points as she made 9-of-15 from the floor. She also handed out a season-high six assists and grabbed eight rebounds.

For the second game in a row, a Lady Vol scored her 1,000th career point. Bashaara Graves scored 17 points, with the 1,000th coming on a free throw in the final seconds of the game and now has 1,001 in her career. In Tennessee's last game at Kentucky, Isabelle Harrison became the 39th Lady Vols to reach the 1,000-point plateau.

Harrison scored 11 and grabbed a game-high 10 rebounds for her sixth double-double of the season and 30th of her career.

The Lady Vols shot a season-best 56.9 from the floor, besting their mark of 55.6 vs. LSU on Jan. 22.

Mississippi State fell to 22-3 overall and 7-3 in the SEC. The Bulldogs saw their four-game win streak come to an end.

The SEC's leading freshman scorer Victoria Vivians (14.5 ppg) led the Bulldogs with 17. Breanna Richardson added 13.

Up five at the half, the Lady Vols stayed perfect when leading at intermission, winning for the 15th time without a loss.

UT made 11 of its first 12 field goal attempts in the second half to take command of the game. Graves connected on four buckets in a row to push the Lady Vols' lead to 59-44 with an 11-0 spurt with 13 minutes to go.

The Lady Vols went cold from the field after their hot start to the second half, as they didn't score for a span of 4:12. Mississippi State went on a 9-0 run to cut the deficit to five points (70-65) on a Kendra Grant jumper with 3:16 left in the game.

Harrison layup with 2:56 left ended the draught for the Lady Vols and pushed their lead back to three possessions at 72-65. Burdick added four free throws in the final minutes to regain the double-figure lead as she set her career high for scoring.

Sunday's game was the first between ranked Tennessee and Mississippi State teams since the 2003 SEC Tournament.

GENERAL
STAFF
PLAYERS
REVIEW
HISTORY
FACILITIES
NCAA
SEC
RECORDS
MEDIA INFO



GAME 23

#6/6 UT at Florida // Feb. 8, 2015

Tennessee (20-3, 10-0)	FG	3PT	FT	REBS	PF	TP	A	TO	Bl	St	Min
11 Burdick, Cierra	f	2-10	0-1	4-4	6-8-14	1	8	2	5	0	30
12 Graves, Bashaara	f	4-7	0-0	0-1	0-4-4	1	8	2	1	0	31
20 Harrison, Isabelle	c	7-11	0-0	3-6	2-5-7	4	17	0	6	2	17
00 Reynolds, Jordan	g	5-10	2-3	1-3	0-2-2	2	13	1	1	0	33
14 Carter, Andraya	g	2-6	0-2	3-4	1-3-4	3	7	4	1	0	29
01 Moore, Nia	0-0	0-0	0-0	0-0-0	1	0	0	1	0	0	3
05 Massengale, Ariel	0-8	0-5	0-0	0-0-0	0	2	2	0	1	0	26
13 Dunbar, Kortney	0-0	0-0	0-0	0-0-0	0	0	0	0	0	0	1
31 Nared, Jaime	2-4	1-1	5-7	3-4-7	0	10	0	1	0	0	24
33 Middleton, Alexa	0-2	0-0	1-2	1-0-1	1	1	1	2	0	1	6
TEAM				5-16							
Totals.....		22-58	3-12	17-27	18-27-45	13	64	12	21	2	11 200

TOTAL FG%	1st Half: 11-31 35.5%	2nd Half: 11-27 40.7%	Game: 37.9%
3-Pt. FG%	1st Half: 2-9 22.2%	2nd Half: 1-3 33.3%	Game: 25.0%
F Throw %	1st Half: 4-5 80.0%	2nd Half: 13-22 59.1%	Game: 63.0%

Florida (11-12, 3-7)	FG	3PT	FT	REBS	PF	TP	A	TO	Bl	St	Min
11 Williams, Ronni	f	5-16	0-1	1-2	4-9-13	3	11	0	9	2	23
23 Copeland, Brooke	f	2-8	2-6	0-0	3-0-3	2	6	3	1	0	29
04 Needles, Carlie	g	2-10	1-7	2-2	0-3-3	4	7	0	3	0	31
13 Peoples, Cassie	g	5-9	2-3	6-7	0-2-2	4	18	6	3	0	35
22 Lewis, Kaitly	g	5-9	0-0	0-0	2-4-6	4	10	0	1	1	32
03 Miller, January	1-6	0-0	0-0	2-3-5	4	2	1	3	0	3	15
11 Anderson, Dyantria	1-1	0-0	0-0	0-1-1	0	2	0	1	0	1	10
15 Dimate, Viktorija	0-2	0-1	0-0	1-0-1	0	0	1	0	0	0	8
32 Batchelor, Carla	0-0	0-0	0-0	1-0-1	2	0	0	1	0	1	7
TEAM				12-3							
Totals.....		21-61	5-18	9-11	14-24-38	23	56	12	21	4	10 200

TOTAL FG%	1st Half: 11-30 36.7%	2nd Half: 10-31 32.3%	Game: 34.4%
3-Pt. FG%	1st Half: 1-7 14.3%	2nd Half: 4-11 36.4%	Game: 27.8%
F Throw %	1st Half: 7-9 77.8%	2nd Half: 2-2 100%	Game: 81.8%

Officials: Dee Kantner, Wesley Dean, Jennifer Rezac
Technical fouls: Tennessee-None. Florida-None.
Attendance: 3,439

Points in the paint-UT 34,UF 24. Points off turnovers-UT 16,UF 16.
 2nd chance points-UT 14,UF 8. Fast break points-UT 6,UF 4.
 Bench points-UT 11,UF 4. Score tied-6 times. Lead changed-4 times.
 Last FG-UT 2nd-02:05, UF 2nd-00:33.
 Largest lead-UT by 12 2nd-02:05, UF by 5 2nd-18:10.
 UT led for 24:37. UF led for 08:49. Game was tied for 06:31.

Score by Periods	1st	2nd	Total
Tennessee	28	36	64
Florida	30	26	56

GAINESVILLE, Fla. -- No. 6 Tennessee stayed perfect in the SEC, posting a 64-56 win at Florida. The Lady Vols stand at 10-0 in league play and are tied with No. 1 South Carolina atop the standings. Overall, Tennessee is now 20-3, as the Lady Vols have won 20 or more games in a season for the 39th consecutive campaign, dating to 1976-77.

Tennessee has also won a league-best 17 consecutive games against conference foes dating to last season.

Senior Isabelle Harrison led Tennessee with 17 points. Jordan Reynolds scored 10 of her 13 points in the second half. Freshman Jaime Nared tallied 10 points, her most against an SEC opponent in her initial season.

Cierra Burdick had double-figure rebounds for the sixth time this season with a game-best 14 boards. She added eight points.

Florida fell below .500 at 11-12 overall and is 3-7 in the SEC. Cassie Peoples tallied 18 points while Ronni Williams had a double-double with 11 points and 13 rebounds.

Down by five points with 14 minutes left in the game at 36-31, Tennessee ripped off 11 consecutive points to take a 42-36 lead on a pair of Burdick free throws with 11:36 left in the game. Tennessee led for the rest of the way.

The Lady Vols outscored Florida 33-20 over the final 14 minutes. Tennessee is now 5-3 when trailing at halftime.

Tennessee took the largest lead of the game, 61-49, on a Harrison layup with two minutes left.

Tennessee's defense limited Florida to 34.4% shooting from the floor including 32.3 in the second half.

Florida held a 30-28 lead at halftime, scoring the final four points of the half. Harrison and Nared book-ended the first half with individual scoring runs. Harrison scored Tennessee's first 11 points of the game, as the Last Vols took an 11-4 lead. Nared closed the stanza with UT's final eight points.

GAME 24

#6/6 UT at Ole Miss // Feb. 12, 2015

Tennessee (21-3, 11-0)	FG	3PT	FT	REBS	PF	TP	A	TO	Bl	St	Min
11 Burdick, Cierra	f	2-4	0-0	2-2	1-2-3	1	6	4	3	0	21
20 Harrison, Isabelle	c	9-14	0-0	3-6	4-10-14	1	21	1	1	2	0
00 Reynolds, Jordan	g	4-5	0-0	0-0	0-2-2	1	8	0	2	0	17
05 Massengale, Ariel	g	0-2	0-2	1-2	1-1-2	0	1	3	0	0	33
14 Carter, Andraya	g	1-3	1-2	2-2	0-3-3	2	5	4	2	1	21
01 Moore, Nia	1-4	0-0	0-0	0-4-4	3	2	1	2	0	1	10
12 Graves, Bashaara	7-7	0-0	3-6	0-4-4	2	17	1	2	0	2	21
13 Dunbar, Kortney	2-4	1-2	0-1	1-0-1	0	5	0	0	0	0	10
31 Nared, Jaime	0-3	0-1	0-0	0-5-5	2	0	2	1	1	0	14
33 Middleton, Alexa	2-7	0-2	0-0	0-2-2	3	4	2	3	0	0	19
TEAM				2-4-6							
Totals.....		28-53	2-9	11-19	9-37-46	15	69	18	16	4	7 199

TOTAL FG%	1st Half: 14-28 50.0%	2nd Half: 14-25 56.0%	Game: 52.8%
3-Pt. FG%	1st Half: 0-3 0.0%	2nd Half: 2-6 33.3%	Game: 22.2%
F Throw %	1st Half: 6-12 50.0%	2nd Half: 5-7 71.4%	Game: 57.9%

Ole Miss (14-10, 4-7)	FG	3PT	FT	REBS	PF	TP	A	TO	Bl	St	Min
22 Mccray, Danielle	f	4-12	0-1	0-2	0-5-5	3	8	1	1	1	2 37
32 Faleru, Tia	f	0-3	0-0	0-0	1-3-4	0	0	0	1	0	17
03 Hayes, A'Queen	g	1-8	0-0	3-6	2-3-5	3	5	1	3	0	34
05 Sisk, Erika	g	2-7	1-4	2-4	0-0-0	0	7	5	1	0	37
23 Sessom, Shandricka	g	3-10	1-1	3-3	0-3-3	3	9	1	2	0	25
11 Joseph, Shequilia	0-1	0-1	0-0	0-0-0	1	0	0	0	0	0	1
12 Frizzell, Gracie	3-5	3-3	0-0	0-1-1	1	9	1	1	0	2	25
15 Briggs, Kelsey	1-5	0-2	3-5	1-3-4	1	5	0	2	0	0	17
20 Singletary, Amber	1-3	0-0	0-0	0-0-0	0	2	0	1	0	0	10
24 Hart, Brettia	2-3	0-0	0-0	1-1-2	1	4	0	0	0	1	7
TEAM				3-2-5							
Totals.....		17-57	4-12	11-20	8-21-29	13	49	9	12	1	9 200

TOTAL FG%	1st Half: 6-26 23.1%	2nd Half: 11-31 35.5%	Game: 29.8%
3-Pt. FG%	1st Half: 2-8 25.0%	2nd Half: 2-4 50.0%	Game: 33.3%
F Throw %	1st Half: 3-6 50.0%	2nd Half: 8-14 57.1%	Game: 55.0%

Officials: Mark Zentz, Billy Smith, Brian Garland
Technical fouls: Tennessee-None. Ole Miss-None.
Attendance: 2,051

Points in the paint-UT 48,OM 24. Points off turnovers-UT 8,OM 15.
 2nd chance points-UT 10,OM 2. Fast break points-UT 15,OM 6.
 Bench points-UT 28,OM 20. Score tied-1 time. Lead changed-0 times.
 Last FG-UT 2nd-02:40, OM 2nd-02:15.
 Largest lead-UT by 25 2nd-10:05, OM None.
 UT led for 39:19. OM led for 00:00. Game was tied for 00:34.

Score by Periods	1st	2nd	Total
Tennessee	34	35	69
Ole Miss	17	32	49

OXFORD, Miss. -- No. 6 Tennessee used outstanding defense and superior post-play to chalk up a 69-49 victory at Ole Miss' Tad Smith Coliseum. The Lady Vols stayed perfect in SEC play at 11-0 and moved to 21-3 overall. Tennessee has now won its last 18 games against SEC foes dating to Feb. 20, 2014.

The Lady Vols' interior players Isabelle Harrison (21 points and 14 rebounds) and Bashaara Graves (17 points) combined for 38 of the team's 69 points. Graves made all seven of her attempts from the floor. Harrison's 14 rebounds were a new season high.

Tennessee shot 52.8 from the floor including 56.0 in the second half. Ole Miss (14-10, 4-7) did not have player score in double figures, as the Rebels shot 29.8 from the floor as Tennessee's defense caused them issues all night. Gracie Frizzell and Shandricka Sessom each had nine points to lead the Rebels.

The game was never in doubt for the Lady Vols, as they won their 12th consecutive game at the 'Tad Pad' and 27th in a row in the series. Ole Miss' last win vs. Tennessee came in 1996.

Tennessee built a 20-11 lead midway through the first half as the Lady Vols kept Ole Miss scoreless for more than seven minutes. Tennessee's defense forced Ole Miss to eight missed field goals and five turnovers during that span.

The Lady Vols held a 34-17 lead at halftime as Harrison had a double-double in the first half alone with 15 points on 10 rebounds.

Tennessee held the SEC's second leading scorer Tia Faleru (15.0 ppg) without a point in the game.

The Lady Vols doubled the Rebels, 48-24, in the paint and outbounded them 46-29, led by Harrison's monster game.

GAME 25

#6/6 UT vs. #10/10 Kentucky // Feb. 15, 2015

Kentucky (19-6, 8-4)	FG	3PT	FT	REBS	PF	TP	A	TO	Bl	St	Min	
12 Sidney, Jelleah	f	0-3	0-0	0-0	1-2-3	2	0	2	1	1	0	21
45 Rice, Alyssa	c	0-3	0-0	0-0	1-2-3	4	0	0	1	1	0	11
13 Goss, Bria	g	4-8	2-4	0-0	1-2-3	2	10	1	0	0	0	32
15 Harper, Linnae	g	4-13	0-1	2-2	1-5-6	1	10	1	3	0	0	31
25 Epps, Makayia	g	6-14	1-1	0-0	1-3-4	1	13	1	2	0	3	33
0 O'Neill, Jennifer	g	4-12	1-5	3-4	0-3-3	1	12	0	1	1	1	28
05 Goodin-Rogers, Kyvin	g	0-2	0-1	0-0	0-1-1	1	0	0	0	0	0	4
35 Jennings, Alexis	g	1-5	0-1	3-4	1-4-5	4	5	0	1	1	2	26
50 Bishop, Azia	g	4-5	0-0	0-0	2-1-3	5	8	1	2	1	2	14
TEAM				4-1-5								
Totals.....		23-65	4-13	8-10	12-24-36	21	58	6	11	5	7	200

TOTAL FG%	1st Half: 11-31 35.5%	2nd Half: 12-34 35.3%	Game: 35.4%
3-PT. FG%	1st Half: 2-6 33.3%	2nd Half: 2-7 28.6%	Game: 30.8%
F Throw %	1st Half: 7-8 87.5%	2nd Half: 1-2 50.0%	Game: 80.0%

Tennessee (22-3, 12-0)	FG	3PT	FT	REBS	PF	TP	A	TO	Bl	St	Min	
11 Burdick, Cierra	f	5-16	0-0	4-4	3-6-9	2	14	1	3	0	0	34
12 Graves, Bashaara	f	3-8	0-0	5-7	2-7-9	0	11	4	4	1	0	34
20 Harrison, Isabelle	c	3-4	0-0	0-0	2-5-7	1	6	0	3	1	0	15
0 Reynolds, Jordan	g	1-1	0-0	0-0	0-0-0	2	2	1	0	0	1	2
14 Carter, Andraya	g	4-11	1-4	2-3	0-4-4	1	11	3	2	0	2	37
01 Moore, Nia	g	0-0	0-0	0-0	1-0-1	1	0	0	1	0	0	5
05 Massengale, Ariel	g	6-16	2-6	3-3	1-4-5	0	17	4	0	0	1	36
31 Nared, Jaime	g	4-5	0-0	2-4	3-1-4	3	10	0	2	2	1	28
33 Middleton, Alexa	g	0-1	0-0	1-2	1-0-1	2	1	0	1	0	0	9
TEAM				3-3-6								
Totals.....		26-62	3-10	17-23	16-30-46	10	72	13	14	4	5	200

TOTAL FG%	1st Half: 11-29 37.9%	2nd Half: 15-33 45.5%	Game: 41.9%
3-PT. FG%	1st Half: 0-4 0.0%	2nd Half: 3-6 50.0%	Game: 30.0%
F Throw %	1st Half: 9-13 69.2%	2nd Half: 8-10 80.0%	Game: 73.9%

Officials: Tina Napier, Cameron Inouye, Bill Laranca
Technical fouls: Kentucky-None. Tennessee-None.
Attendance: 16,013

Points in the paint-UK 22,UT 36. Points off turnovers-UK 11,UT 10.
 2nd chance points-UK 15,UT 20. Fast break points-UK 4,UT 10.
 Bench points-UK 25,UT 28. Score tied 5-times. Lead changed 6-times.
 Last FG-UK 2nd-00:33, UT 2nd-00:55.
 Largest lead-UK by 3 1st-03:32, UT by 16 2nd-00:55.
 UK led for 04:26. UT led for 32:24. Game was tied for 03:10.

Score by Periods	1st	2nd	Total
Kentucky	31	27	58
Tennessee	31	41	72

KNOXVILLE, Tenn. -- Senior Ariel Massengale scored 15 of her game-high 17 points in the second half, including her 1,000th career point, as No. 6 Tennessee beat no. 10 Kentucky, 72-58.

After playing a one-point thriller in Lexington three weeks ago, Tennessee and Kentucky played another hotly-contested game. The Lady Vols won their 19th consecutive game against an SEC opponent in front of a season-high 16,013 at Thompson-Boling Arena.

The Lady Vols used a 14-2 run, spurred by Massengale, midway through the second half in building a double-figure lead that Kentucky was never able to overcome.

The Lady Vols (22-3 overall) have won 18 of their last 19 games and stayed perfect in the SEC at 12-0. Tennessee is 5-2 against Top 10 teams this season and 8-2 against ranked foes.

Massengale led five double-figure scorers for the Lady Vols. She was joined by Cierra Burdick (14), Bashaara Graves (11), Isabelle Harrison (11) and Jaime Nared (10).

Kentucky fell to 19-6 and 8-4 in the SEC. Tennessee has won its last 18 home games dating to its last game vs. Kentucky in Knoxville. The Wildcats handed the Lady Vols their last home loss on Feb. 16, 2014 with a 75-71 win.

Massengale became the third Lady Vol to score her 1,000th career point in a five-game span, joining Harrison (at Kentucky, Jan. 29) and Graves (vs. Mississippi State, Feb. 1). She connected on a clutch 3-pointer with 13:33 left in regulation to put the Lady Vols up 45-37.

In a tight game, Tennessee scored seven consecutive points keyed by Massengale's 3-pointer to take that seven-point lead. Tennessee put together a 14-2 run to take the game's first double-figure lead at 51-40 with 10:51 left in the game. Massengale converted a pivotal 3-point play during the spurt and had nine points in the run.

Kentucky crept back within four points on two occasions in the final seven minutes of the game, but the Lady Vols surged out to a 16-point lead thanks to a 14-2 run in the final minutes. Massengale's jumper with 55 seconds remaining gave the Lady Vols a 72-56 advantage, their largest of the game.

The teams were even through 20 minutes, standing deadlocked at 31 at half-time. Burdick, Harrison and Nared all had six points in the first half for the Lady Vols. Goss led the Wildcats with seven.

Tennessee suffered a tremendous blow as senior leading scorer and rebounder Harrison was carried off the court after suffering an apparent knee injury less than a minute into the second half.

GAME 26

#6/6 UT vs. Alabama // Feb. 19, 2015

Alabama (13-15, 2-11)	FG	3PT	FT	REBS	PF	TP	A	TO	Bl	St	Min	
13 Hegstetter, Nikki	f	1-6	0-1	0-0	1-4-5	4	2	1	3	1	1	27
20 Williams, Ashley	f	0-11	0-0	2-3	2-5-7	0	18	0	1	0	1	28
25 Hutchen, Briana	f	8-3	0-1	1-2	1-10-1	0	1	0	0	0	0	8
22 Middlebrook, Karylag	g	1-10	0-1	0-0	1-3-4	1	2	2	5	0	0	26
33 Rivers, Sharin	g	0-0	0-0	2-2	0-3-3	0	2	4	3	0	0	12
01 Bolton, Quanetria	g	3-6	0-0	4-4	0-1-1	3	10	0	2	0	1	20
03 Carter, Khadijah	g	0-0	0-0	1-2	0-1-1	2	1	0	0	1	0	10
05 Hayden, Breanna	g	0-4	0-0	0-0	3-1-4	1	0	2	2	0	0	16
11 Cook, Hannah	g	4-13	3-10	0-0	0-5-5	4	11	1	1	0	0	31
15 Knight, Meoshonti	g	4-5	0-1	1-1	0-2-2	1	9	1	2	0	3	22
TEAM				2-3-5								
Totals.....		21-59	3-14	11-14	10-28-38	16	56	11	19	2	6	200

TOTAL FG%	1st Half: 9-33 27.3%	2nd Half: 12-26 46.2%	Game: 35.6%
3-PT. FG%	1st Half: 0-7 0.0%	2nd Half: 3-7 42.9%	Game: 21.4%
F Throw %	1st Half: 4-5 80.0%	2nd Half: 7-9 77.8%	Game: 78.6%

Tennessee (23-3, 13-0)	FG	3PT	FT	REBS	PF	TP	A	TO	Bl	St	Min	
11 Burdick, Cierra	f	6-9	1-1	3-3	1-8-9	1	16	4	5	1	3	29
31 Nared, Jaime	f	1-3	0-0	2-2	1-2-3	4	4	5	1	0	0	26
01 Moore, Nia	c	1-3	0-0	0-0	3-4-7	3	6	0	1	6	2	22
05 Massengale, Ariel	g	5-12	5-11	2-2	0-2-2	1	17	3	1	0	0	31
14 Carter, Andraya	g	3-6	1-2	2-2	1-2-3	2	9	3	3	0	2	27
0 Reynolds, Jordan	g	0-6	0-3	2-2	1-6-7	2	2	2	4	0	1	21
12 Graves, Bashaara	g	6-10	0-0	2-2	1-2-3	2	14	1	0	0	0	15
13 Dunbar, Kortney	g	1-3	0-2	0-0	1-0-1	0	2	0	1	0	0	9
33 Middleton, Alexa	g	1-5	0-0	5-5	0-1-1	2	7	1	2	0	2	20
TEAM				1-3-4								
Totals.....		26-64	7-19	18-18	10-30-40	17	77	20	12	7	10	200

TOTAL FG%	1st Half: 13-31 41.9%	2nd Half: 13-33 39.4%	Game: 40.6%
3-PT. FG%	1st Half: 5-11 45.5%	2nd Half: 2-8 25.0%	Game: 36.8%
F Throw %	1st Half: 2-2 100%	2nd Half: 16-16 100%	Game: 100%

Officials: Beverly Roberts, Scott Yarbrough, Eric Brewton
Technical fouls: Alabama-None. Tennessee-None.
Attendance: 9,637

Points in the paint-UA 34,UT 24. Points off turnovers-UA 12,UT 26.
 2nd chance points-UA 7,UT 10. Fast break points-UA 8,UT 9.
 Bench points-UA 31,UT 25. Score tied 0-times. Lead changed 0-times.
 Last FG-UA 2nd-00:40, UT 2nd-02:55.
 Largest lead-UA None, UT by 36 2nd-06:19.
 UA led for 00:00. UT led for 39:19. Game was tied for 00:36.

Score by Periods	1st	2nd	Total
Alabama	22	34	56
Tennessee	33	44	77

KNOXVILLE, Tenn. -- No. 6 Tennessee won its 41st consecutive game against Alabama, blasting the Crimson Tide, 77-56. The Lady Vols (23-3 overall) remain perfect in the SEC with a 13-0 conference mark. Tennessee has won 19 of its last 20 games overall.

The Lady Vols have not lost a game to an SEC foe in more than a year now, winning the last 20 in a row dating to a loss to Kentucky on Feb. 16, 2014.

Tennessee set a school record for most made free throws without a miss in history. The Lady Vols were a perfect 18-of-18, surpassing the mark of 10-of-10 vs. LSU in 2010. In making 18-of-18, Tennessee tied for third in SEC history for most free throws made without a miss. The record is 20-of-20 by LSU in 1988 and Alabama in 1992.

Senior Ariel Massengale led three Lady Vols in double figures with 17 points as she connected on 5-of-11 from 3-point range. Massengale now has 34 points in her last two games after scoring 33 total in the prior six games.

Senior Cierra Burdick tallied 16 points and grabbed nine rebounds while junior Bashaara Graves scored 14 points.

Starting in place of injured Isabelle Harrison, junior Nia Moore scored six points, grabbed seven rebounds and blocked a career-high six shots.

Alabama (13-15, 2-11 SEC) was led by Ashley Williams, who scored 18 points. Hannah Cook chipped in with 11.

Tennessee raced out to a 16-2 lead eight minutes into the game and continued to control the contest from there.

An Andraya Carter layup with 9:23 left in the first half put Tennessee ahead 20-9 and the Lady Vols led by at least double figures the rest of the way.

Massengale knocked down three consecutive 3-pointers to put Tennessee ahead 33-17 with just over four minutes left in the first half.

The Lady Vols led 35-22 at the half led by Massengale's 12 points. Tennessee limited Alabama to 27.3 percent from the floor including 0-of-7 from 3-point range.

The Lady Vols opened a 29-point lead at 57-28 by virtue of a 20-2 run with 11 minutes left in the game. Tennessee made nine consecutive free throws to finish the spurt.

Tennessee led by as many as 36 points at 69-33 with 6:19 left in the game on a Burdick free throw.



GAME 27

#6/6 UT at #2/2 South Carolina // Feb. 23, 2015

Tennessee (23-4, 13-1)	FG	3PT	FT	REBS	PF	TP	A	TO	Bl	St	Min	
11 Burdick, Cierra	f	7-11	1-2	1-2	3-7-10	4	16	2	3	0	0	34
12 Graves, Bashaara	f	8-17	0-0	4-5	3-4-7	3	20	1	1	0	0	36
00 Reynolds, Jordan	g	4-10	0-2	2-2	1-0-1	2	10	3	2	0	0	33
05 Massengale, Ariel	g	2-9	2-7	2-2	0-2-2	3	8	1	0	0	0	40-
14 Carter, Andraya	g	4-9	0-2	2-2	0-2-2	1	10	2	0	0	2	38
01 Moore, Nia	g	0-0	0-0	0-0	0-0-0	0	0	0	0	0	0	1
31 Nared, Jaime	g	1-4	0-0	0-1	1-4-5	1	2	1	0	1	0	16
33 Middleton, Alexa	g	0-0	0-0	0-0	0-1-1	0	0	0	0	0	0	2
TEAM					3-2-5							
Totals.....		26-60	3-13	11-14	11-22-33	14	66	10	6	1	2	200

TOTAL FG%	1st Half: 13-31 41.9%	2nd Half: 13-29 44.8%	Game: 43.3%
3-PT. FG%	1st Half: 1-6 16.7%	2nd Half: 2-7 28.6%	Game: 23.1%
F Throw %	1st Half: 6-9 66.7%	2nd Half: 5-5 100%	Game: 78.6%

South Carolina (16-1, 14-0)	FG	3PT	FT	REBS	PF	TP	A	TO	Bl	St	Min	
24 WELCH, Aleighsa	f	9-14	0-0	1-2	9-5-14	0	19	2	2	1	1	33
31 DOZIER, Asia	f	2-6	1-4	2-2	1-2-3	1	7	1	0	0	1	24
33 IBIAM, Elem	c	6-9	0-0	0-0	5-3-8	2	12	0	0	0	0	18
05 SESSIONS, Khadijah	g	1-6	0-2	0-1	1-1-2	3	2	4	0	0	0	33
21 MITCHELL, Tiffany	g	6-14	0-1	4-5	1-6-7	1	16	4	0	0	0	38
01 CUEVAS, Bianca	g	0-6	0-0	0-0	0-1-1	0	0	1	1	0	1	12
22 WILSON, A'ja	g	3-7	0-0	2-2	1-0-1	1	8	0	0	1	1	12
23 ROY, Tina	g	0-2	0-1	0-0	0-1-1	0	0	0	0	0	0	8
41 COATES, Alaina	g	3-6	0-0	1-2	3-3-6	4	7	1	2	1	1	22
TEAM					0-3-3							
Totals.....		30-70	1-8	10-14	21-25-46	12	71	13	5	3	5	200

TOTAL FG%	1st Half: 17-38 44.7%	2nd Half: 13-32 40.6%	Game: 42.9%
3-PT. FG%	1st Half: 0-4 0.0%	2nd Half: 1-4 25.0%	Game: 12.5%
F Throw %	1st Half: 2-4 50.0%	2nd Half: 8-10 80.0%	Game: 71.4%

Officials: Bryan Enterline, Sue Blanch, Roy Gulbeyan
Technical fouls: Tennessee-None. South Carolina-None.
Attendance: 14,390

Points in the paint-UT 30, SC 44. Points off turnovers-UT 8, SC 10.
 2nd chance points-UT 8, SC 21. Fast break points-UT 5, SC 2.
 Bench points-UT 2, SC 15. Score tied 3 times. Lead changed 0 times.
 Last FG-UT 2nd-00:22, SC 2nd-05:15.
 Largest lead-UT None, SC by 11 2nd-10:14.
 UT led for 00:00. SC led for 37:47. Game was tied for 02:13.

Score by Periods	1st	2nd	Total
Tennessee	33	33	66
South Carolina	36	35	71

COLUMBIA, S.C. -- In a clash between the last two undefeated teams in SEC play, No. 6 Tennessee battled No. 2 South Carolina to the final seconds, but the Lady Vols led 71-66.

Tennessee (23-4, 13-1 SEC) saw its 20-game win streak vs. SEC opponents come to an end as it lost for the first time in more than a year to a conference foe. The last loss came to Kentucky on Feb. 16, 2014, in Knoxville, 75-71.

South Carolina (26-1, 14-0 SEC) extended its home court win streak to 31 games and beat Tennessee for just the second time in its last 45 meetings. The Gamecocks were just 3-47 all-time vs. the Lady Vols coming into the game and only 1-19 in Columbia.

As the lone undefeated team in the league, the Gamecocks take control of the race for the regular-season conference title with two games remaining for each team.

Junior Bashaara Graves led Tennessee with 20 points and seven rebounds. Senior Cierra Burdick tallied 16 points and grabbed 10 boards. Sophomores Jordan Reynolds and Andraya Carter each added 10 points.

South Carolina was led by Aleighsa Welch, who posted a double-double with 19 points and 14 rebounds. Tiffany Mitchell scored 16 points and Elem Ibiarn scored all 12 of her points in the first half.

The Lady Vols used tremendous defense late in the game to get within one point in the final seconds after trailing by 10 points with five minutes left.

A Graves 3-point play with 1:19 left in the game brought Tennessee within three at 67-64. Graves then hit a short jumper with 20 seconds left to make it 67-66. The Lady Vols defense held South Carolina scoreless for nearly five minutes late in the game.

Mitchell made two free throws with 17.7 seconds left to push South Carolina's lead to 69-66. After a Tennessee turnover with 8.5 seconds on the clock, Asia Dozier made two more foul shots to secure the victory for the Gamecocks.

After Tennessee tied the game at 36 early in the second half, South Carolina slowly extended its lead to 11 points on an A'ja Wilson layup with 10 minutes left in the game. The Gamecocks made five consecutive shots in pulling out to a double-figure lead.

Burdick's jumper with seven minutes left cut Tennessee's deficit to five points at 62-57.

Alaina Coates, who scored all seven of her points in the second half, returned the Gamecocks' lead to double-figures at 67-57 with 5:15 remaining.

After trailing the entire game, Ariel Massengale's 3-pointer two minutes into the second half tied the game at 36 all.

South Carolina held a 36-33 lead in a high-paced first half that featured just four total turnovers.

GAME 28

#6/6 UT at Georgia // Feb. 26, 2015

Tennessee (24-4, 14-1)	FG	3PT	FT	REBS	PF	TP	A	TO	Bl	St	Min	
00 Reynolds, Jordan	* f	1-4	1-2	5-6	1-5-6	1	8	2	3	1	1	26
05 Massengale, Ariel	* f	5-10	3-7	4-4	0-2-2	0	17	5	0	0	1	36
11 Burdick, Cierra	* g	8-13	2-4	0-1	2-8-10	3	18	3	5	0	4	33
12 Graves, Bashaara	* g	4-6	0-0	3-4	2-5-7	4	7	2	5	0	0	31
14 Carter, Andraya	* g	2-4	1-1	0-1	0-2-2	3	9	2	0	1	1	33
01 Moore, Nia	g	4-4	0-0	0-2	0-1-1	2	8	0	1	0	0	10
31 Nared, Jaime	g	0-2	0-2	0-0	0-4-4	2	0	1	1	0	0	21
33 Middleton, Alexa	g	1-3	1-3	0-0	0-0-0	1	3	1	1	0	0	10
TEAM					1-2-3							
Totals.....		25-46	8-19	12-18	6-29-35	16	70	16	16	2	7	200

TOTAL FG%	1st Half: 16-24 66.7%	2nd Half: 9-22 40.9%	Game: 54.3%
3-PT. FG%	1st Half: 5-10 50.0%	2nd Half: 3-9 33.3%	Game: 42.1%
F Throw %	1st Half: 2-5 40.0%	2nd Half: 10-13 76.9%	Game: 66.7%

Georgia (17-11, 5-10)	FG	3PT	FT	REBS	PF	TP	A	TO	Bl	St	Min	
03 Tiara Griffin	* f	4-17	3-11	0-1	1-2-3	1	11	5	1	0	2	40
12 Haley Clark	* f	2-5	0-0	5-5	1-3-4	4	9	5	1	1	2	36
23 Halle Washington	* f	3-9	0-0	1-3	2-3-5	4	7	1	2	1	1	21
31 Erika Ford	* g	2-8	2-5	1-2	0-3-3	2	7	0	1	0	1	31
33 Mackenzie Engram	* g	7-11	2-2	0-0	2-4-6	2	16	3	3	1	1	38
11 Pachis Roberts	g	1-3	1-2	0-0	0-1-1	2	6	1	3	0	0	12
15 Krista Donald	g	3-5	0-0	0-0	2-1-3	5	3	1	3	0	1	18
24 Marjorie Butler	g	0-1	0-1	0-0	0-0-0	0	0	0	1	0	0	4
TEAM					2-2-4							
Totals.....		22-59	8-21	7-11	10-19-29	20	59	16	12	3	8	200

TOTAL FG%	1st Half: 11-31 35.5%	2nd Half: 11-28 39.3%	Game: 37.3%
3-PT. FG%	1st Half: 5-14 35.7%	2nd Half: 3-7 42.9%	Game: 38.1%
F Throw %	1st Half: 0-0 0.0%	2nd Half: 7-11 63.6%	Game: 63.6%

Officials: Tina Napier, Frank Steratore, Kevin Pethel
Technical fouls: Tennessee-None. Georgia-None.
Attendance: 3,624

Points in the paint-UT 20, UGA 22. Points off turnovers-UT 14, UGA 15.
 2nd chance points-UT 6, UGA 8. Fast break points-UT 2, UGA 2.
 Bench points-UT 11, UGA 9. Score tied 3 times. Lead changed 2 times.
 Last FG-UT 2nd-03:47, UGA 2nd-03:19.
 Largest lead-UT by 13 2nd-00:55, UGA by 5 1st-14:13.
 UT led for 34:42. UGA led for 03:06. Game was tied for 02:12.

Score by Periods	1st	2nd	Total
Tennessee	39	31	70
Georgia	27	52	79

ATHENS, Ga. -- Tennessee returned to its winning ways with a 70-59 victory over Georgia. The Lady Vols (24-4 overall, 14-1) bounced back after their first conference loss of the season at No. 2 South Carolina with a well-balanced performance at Stegeman Coliseum.

Senior Cierra Burdick posted a double-double with 18 points and 10 rebounds. It was Burdick's second double-double in a row. Classmate Ariel Massengale scored 17 points and handed out five assists.

Georgia (17-11, 5-9) was led by MacKenzie Engram's 16 points and six rebounds. The Lady Vols have now won 21 of their last 22 games vs. conference foes following the defeat at South Carolina.

Tennessee jumped out to a 39-27 lead at halftime, thanks to shooting 66.7 percent in the half. Burdick led all scorers with 12 first-half points as she knocked down 5-of-7.

Massengale knocked down a 3-pointer and a jumper to push the Lady Vols lead to 12 at intermission. That was the largest margin of the game until the final minute when Massengale made a pair of free throws with 55 seconds left. That put Tennessee up 70-57.

Georgia threatened Tennessee throughout the second half cutting their deficit to two possessions on several occasions. The closest the Lady Bulldogs came over the final 20 minutes was four points with five minutes left in the game at 58-54.

The Lady Vols won the rebounding battle, 35-29, led by Burdick's 10. UT shot 54.3 percent for the game, its best mark away from home all season, while limiting Georgia to 37 percent. Both teams made eight 3-pointers.

Tennessee swept the season series from the Lady Bulldogs, winning 59-51 in Knoxville on Jan. 25. Tennessee has won the last eight games vs. Georgia and eight of the last nine in Athens.

All-time, Tennessee is 48-15 vs. Georgia.

GAME 29

#10/9 UT vs. Vanderbilt // Mar. 1, 2015

Vanderbilt (14-15, 5-11)	FG	3PT	FT	REBS	PF	TP	A	TO	Bl	St	Min	
21 Heather Bowe	f	2-5	0-1	0-0	1-3-4	3	4	0	3	0	1	23
22 Marques Webb	f	5-7	0-0	0-0	2-3-5	5	10	2	6	1	0	26
01 Rebekah Dahlman	g	1-8	1-5	0-0	1-1-2	1	3	1	3	0	2	24
15 Jasmine Jenkins	g	3-5	0-0	0-2	1-3-3	3	6	2	3	0	2	30
25 Morgan Batey	g	2-6	0-0	0-0	1-3-4	3	4	1	2	0	1	19
03 Rachel Bell	f	1-5	0-3	0-0	1-0-1	0	2	0	1	0	3	17
13 A. Caron-Goudreau	g	0-2	0-0	0-0	0-2-2	1	0	1	3	1	1	21
24 Kristen Gaffney	f	1-1	0-0	0-0	0-1-0	1	2	0	0	0	0	9
41 Paris Kea	f	7-14	0-2	4-6	1-1-2	2	18	3	3	0	3	31
TEAM					12-2-3							
Totals.....		22-53	1-11	4-8	10-17-27	18	49	10	25	2	13	200

TOTAL FG%	1st Half: 10-28 35.7%	2nd Half: 12-25 48.0%	Game: 41.5%
3-PT FG%	1st Half: 1-6 16.7%	2nd Half: 0-5 0.0%	Game: 9.1%
F Throw %	1st Half: 3-3 100%	2nd Half: 1-5 20.0%	Game: 50.0%

Tennessee	FG	3PT	FT	REBS	PF	TP	A	TO	Bl	St	Min	
11 Burdick, Cierra	f	6-13	0-3	0-0	3-3-6	1	12	7	4	2	1	34
12 Graves, Bashaara	f	2-5	0-0	3-3	5-1-6	3	7	3	0	1	0	26
0 Reynolds, Jordan	g	0-4	0-0	0-0	0-3-0	0	5	2	2	4	24	
05 Massengale, Ariel	g	9-12	8-11	0-0	0-3-3	0	26	2	5	0	1	34
14 Carter, Andraya	g	4-10	3-6	1-2	1-3-4	4	12	5	3	1	1	28
01 Moore, Nia	f	2-2	0-0	0-0	0-2-2	0	4	0	2	1	4	16
13 Dunbar, Kortney	f	1-3	1-2	0-0	0-3-3	0	3	0	1	0	1	6
20 Harrison, Isabelle	g	0-0	0-0	0-0	0-0-0	0	0	0	0	0	0	0
31 Nared, Jaime	f	3-7	0-0	7-8	3-2-5	1	13	2	1	0	1	20
23 Middleton, Alexa	g	0-1	0-0	2-2	0-0-2	2	2	0	1	0	1	12
TEAM					14-5							
Totals.....		27-57	12-22	13-15	13-24-37	11	79	24	19	7	14	200

TOTAL FG%	1st Half: 15-27 55.6%	2nd Half: 12-30 40.0%	Game: 47.4%
3-PT FG%	1st Half: 5-11 45.5%	2nd Half: 7-11 63.6%	Game: 54.5%
F Throw %	1st Half: 4-5 80.0%	2nd Half: 9-10 90.0%	Game: 86.7%

Officials: Lisa Mattingly, Carla Fountain, Eric Koch
Technical fouls: Vanderbilt-None. Tennessee-None.
Attendance: 13,027

Points in the paint-VANDY 32,UT 16. Points off turnovers-VANDY 13,UT 20.
 2nd chance points-VANDY 6,UT 13. Fast break points-VANDY 13,UT 10.
 Bench points-VANDY 22,UT 22. Score tied-0 times. Lead changed-0 times.
 Last FG-VANDY 2nd-01:28, UT 2nd-01:15.
 Largest lead-VANDY None, UT by 35 2nd-03:57.
 VANDY led for 00:00. UT led for 39:09. Game was tied for 00:44.

Score by Periods	1st	2nd	Total
Vanderbilt	24	25	49
Tennessee	39	40	79

KNOXVILLE, Tenn. -- Seniors Ariel Massengale and Cierra Burdick shined their brightest in their regular-season farewell to the fans at Thompson-Boling Arena, combining for 38 points on Senior Day to lead No. 6 Tennessee to a 79-49 victory over Vanderbilt.

Tennessee also clinched a share of the SEC regular-season title with the win and South Carolina's 67-56 loss to Kentucky. It marked Tennessee's 18th regular-season conference title.

Tennessee (25-4, 15-1 SEC) made a season-high 12 3-pointers in the win, marking its most treys since hitting program-record 16 against Kentucky on March 6, 2011.

Massengale was hot from 3-point range, going 8-of-11 to tie Meighan Simmons' single-game record of eight treys (vs. Virginia, Nov. 28, 2013 and vs. Lamar, Dec. 1, 2010). The eight 3's also tied for the most by an SEC player all season (Gracie Frizzell, Ole Miss). Massengale finished with a season-high 26 points, shooting 9-of-12 from the floor, and also had three rebounds and two assists.

Burdick had 12 points, six rebounds and a season-high seven assists in her final Tennessee regular-season home game. Jaime Nared added 13 points and five rebounds and Andraya Carter tallied 12 points, four boards and five assists.

Seniors Burdick, Massengale and Isabelle Harrison were honored before the game with a special Senior Day ceremony.

Paris Kea lead Vanderbilt with 18 points and three assists. With 11 minutes remaining, Graves hit a jumper and Massengale made back-to-back 3's to spark a 15-4 Tennessee run, giving the Lady Vols a 68-40 advantage with seven minutes to go. Burdick and Massengale were subbed out with 43.8 seconds left and received a standing ovation from the home crowd. The crowd erupted when Harrison was subbed in with 4.5 seconds on the clock. Carter crossed midcourt handed Harrison the ball as the clock ran to 0:00.

Four minutes into the second half, Burdick hit a jumper to spark an 11-2 Tennessee run that put the Lady Vols up 53-32 with under 14 minutes left. Both teams struggled with turnovers in the first half. Tennessee committed 13 turnovers and Vanderbilt had 15 miscues before the break.

Bashaara Graves' and-1 with 26 seconds left gave Tennessee a 39-24 halftime lead. The Lady Vols shot 55.6 percent (15-of-27) from the field in the first half and Massengale had 17 points and made all five of UT's 3-pointers. Burdick had 10 points and four assists before the break.

Vandy shot just 35.7 percent (10-of-28) in the opening half. Massengale started the game on fire, making three 3's and a layup for Tennessee's first 11 points. Kea pulled the Commodores to within five points at 15-10 with a layup at the 12:10 mark. Burdick hit three jumpers on an 8-2 Lady Vol run to push Tennessee's lead to 23-12 with 6:28 remaining in the first half.

GAME 30 - SEC QUARTERFINAL

#2 Seed UT vs. #10 Seed Georgia // Mar. 6, 2015

Georgia (19-12)	FG	3PT	FT	REBS	PF	TP	A	TO	Bl	St	Min	
23 Halle Washington	f	0-6	0-0	0-0	2-3-5	3	0	0	3	1	1	18
33 Mackenzie Engram	f	1-6	0-3	0-0	1-1-2	3	2	2	4	0	0	27
03 Tiaria Griffin	g	4-13	1-5	0-0	0-3-3	0	9	2	5	1	1	32
24 Marjorie Butler	g	0-1	0-1	0-0	0-3-3	3	0	1	1	0	0	20
31 Erika Ford	g	5-13	3-5	0-0	0-1-1	0	13	2	0	0	0	26
11 Pachis Roberts	g	0-5	0-2	1-2	2-2-4	4	0	1	0	1	0	16
12 Haley Clark	g	0-3	0-0	0-0	0-0-0	1	0	2	1	3	20	
13 Merritt Hempe	f	1-4	0-0	1-2	0-0-3	3	0	0	1	1	1	12
15 Krista Donald	f	5-8	2-2	1-1	2-1-3	0	13	2	1	0	1	29
TEAM					2-0-2							
Totals.....		16-59	6-18	3-5	9-14-25	17	41	11	17	4	8	200

TOTAL FG%	1st Half: 5-30 16.7%	2nd Half: 11-29 37.9%	Game: 27.1%
3-PT FG%	1st Half: 1-7 14.3%	2nd Half: 5-11 45.5%	Game: 33.3%
F Throw %	1st Half: 0-0 0.0%	2nd Half: 3-5 60.0%	Game: 60.0%

Tennessee (26-4)	FG	3PT	FT	REBS	PF	TP	A	TO	Bl	St	Min	
11 Burdick, Cierra	f	2-7	1-2	1-3	0-8-8	2	6	3	2	0	0	24
12 Graves, Bashaara	f	5-6	0-0	3-6	6-5-11	1	13	2	3	1	0	25
00 Reynolds, Jordan	g	2-3	0-1	0-0	0-6-6	1	4	2	2	1	1	31
05 Massengale, Ariel	g	3-12	0-5	4-4	1-3-4	0	10	3	1	0	1	22
14 Carter, Andraya	g	4-9	0-3	0-0	2-1-3	0	8	0	2	0	1	23
01 Moore, Nia	f	6-6	0-0	2-4	2-2-4	1	14	1	1	3	3	18
13 Dunbar, Kortney	f	1-3	1-3	0-0	0-11-2-3	0	0	0	0	0	0	0
31 Nared, Jaime	g	4-7	0-1	2-2	1-5-6	0	10	4	1	0	0	24
33 Middleton, Alexa	g	3-3	1-1	0-0	0-1-1	1	7	3	4	0	2	23
TEAM					2-1-3							
Totals.....		30-56	3-16	12-19	14-33-47	8	75	18	18	5	6	200

TOTAL FG%	1st Half: 13-28 46.4%	2nd Half: 17-28 60.7%	Game: 53.6%
3-PT FG%	1st Half: 1-9 11.1%	2nd Half: 2-7 28.6%	Game: 18.8%
F Throw %	1st Half: 5-9 55.6%	2nd Half: 7-10 70.0%	Game: 63.2%

Officials: Felicia Grinter, Cameron Inouye, Frank Steratore
Technical fouls: Georgia-None. Tennessee-None.
Attendance: 4189

Points in the paint-UGA 12,UT 44. Points off turnovers-UGA 12,UT 21.
 2nd chance points-UGA 9,UT 9. Fast break points-UGA 0,UT 6.
 Bench points-UGA 17,UT 34. Score tied-2 times. Lead changed-1 time.
 Last FG-UGA 2nd-00:06, UT 2nd-00:17.
 Largest lead-UGA by 2 1st-19:01, UT by 4 2nd-05:47.
 UGA led for 01:12. UT led for 37:12. Game was tied for 01:36.

Score by Periods	1st	2nd	Total
Georgia	11	30	41
Tennessee	32	43	75

LITTLE ROCK, Ark. -- Nia Moore scored 14 points and Bashaara Graves added 13 points to help lead the fifth-ranked Tennessee Lady Volunteers over Georgia, 75-41, in the quarterfinals of the SEC Tournament.

The Lady Vols (26-4) opened their stay in the SEC tournament in strong fashion after receiving a double bye in the bracket as the No. 2 seed. The Orange and White pulled ahead early against Georgia (19-12) and led by 21 points by halftime at Verizon Arena.

Graves shot five of six from the field to finish with 13 points to go along with a team-leading 11 rebounds, recording the 20th double-double of her career. Moore was a perfect six of six from the field to finish with 14.

A pair of Lady Vol seniors reached individual milestones with their performances early.

Cierra Burdick scored six points to become the fourth Lady Vol this season to reach the 1,000-career-point club, joining Graves, Isabelle Harrison and Ariel Massengale.

With three assists, Massengale became the third player in program history to reach 1,000 points and 500 assists. She also had 10 points.

Tennessee also had a record day defensively, holding Georgia to 41 points, the fewest points the Lady Vols have ever allowed in an SEC Tournament game. The previous low was holding Georgia to 44 points in the 1982 semifinals, which the Lady Vols won 55-44.

The Lady Vols went on a 15-0 run early in the first half and never looked back. A free throw by Cierra Burdick capped the scoring streak to put Tennessee ahead 17-4 with 12:14 in the first half.

By halftime, Tennessee led 32-11. The 11 points were the fewest the Lady Vols had allowed in a first half since limiting Arkansas to that many points in 2012.

Graves paced UT in the first half with seven points and seven rebounds. Six different Lady Vols scored with four having at least six points.

Georgia made just 5-of-30 shots (16.7 percent) from the field in the first half, including one of seven (14.3 percent) from three-point range. Tiaria Griffin scored nine of Tennessee's 11 points.

GENERAL

STAFF

PLAYERS

REVIEW

HISTORY

FACILITIES

NCAA

SEC

RECORDS

MEDIA INFO



GAME 31 - SEC SEMIFINAL

#2 Seed UT vs. #6 Seed Kentucky // Mar. 7, 2015

Kentucky (23-9)		FG	3PT	FT	REBS	PF	TP	A	TO	Bl	St	Min
12	Sidney, Jelleah	f	1-2	0-0	0-0	3-2-5	4	2	0	0	0	17
50	Bishop, Azia	c	0-3	0-0	0-0	1-1-2	1	0	0	0	0	15
00	O'Neill, Jennifer	g	5-10	1-3	0-0	4-2-6	5	11	1	4	0	28
13	Goss, Bria	g	6-14	2-7	2-3	2-3-5	3	16	0	3	0	36
25	Epps, Makayla	g	4-13	0-2	2-2	0-2-2	3	10	5	1	3	34
05	Goodin-Rogers, Kyvin	1-7	1-3	1-2	2-0-2	1	4	1	0	0	2	13
15	Harper, Linnae	7-20	1-2	0-0	3-2-5	1	15	0	0	4	32	
35	Jennings, Alexis	1-6	0-0	2-2	2-3-5	1	4	0	3	0	18	
45	Rice, Alyssa	1-1	0-0	0-0	1-0-1	0	2	0	0	0	7	
TEAM						2-3-5						
Totals.....		26-76	5-17	7-9	20-18-38	19	64	7	15	1	12	200

TOTAL FG%	1st Half: 11-25 44.0%	2nd Half: 15-51 29.4%	Game: 34.2%
3-PT FG%	1st Half: 2-7 28.6%	2nd Half: 3-10 30.0%	Game: 29.4%
F Throw %	1st Half: 0-0 0.0%	2nd Half: 7-9 77.8%	Game: 77.8%

Tennessee (27-4)		FG	3PT	FT	REBS	PF	TP	A	TO	Bl	St	Min
11	Burdick, Cierra	f	8-14	2-3	2-2	2-9-11	4	20	3	5	1	33
12	Graves, Bashara	f	1-5	0-0	4-6	4-5-9	1	6	5	4	2	30
00	Reynolds, Jordan	g	5-14	3-5	0-0	1-6-7	2	13	2	4	1	27
05	Massegale, Ariel	g	1-7	1-4	6-6	0-2-2	0	9	4	0	0	35
14	Carter, Andraya	g	3-7	2-4	4-4	0-0-0	4	12	0	3	0	32
01	Moore, Nia	2-2	0-0	2-2	0-2-2	1	6	0	0	2	0	11
13	Dunbar, Kortney	0-0	0-0	0-0	0-0-0	0	0	0	0	0	0	0+
31	Nared, Jaime	4-5	1-1	0-0	3-4-7	2	9	0	2	0	21	
33	Middleton, Alexa	0-2	0-2	0-0	0-0-0	0	2	1	1	0	11	
TEAM						1-2-3						
Totals.....		24-56	9-19	18-20	11-30-41	14	75	16	20	7	4	200

TOTAL FG%	1st Half: 12-28 42.9%	2nd Half: 12-28 42.9%	Game: 42.9%
3-PT FG%	1st Half: 6-11 54.5%	2nd Half: 3-8 37.5%	Game: 47.4%
F Throw %	1st Half: 1-2 50.0%	2nd Half: 17-18 94.4%	Game: 90.0%

Officials: Lisa Mattingly, Beverly Roberts, Roy Gulbeyan
Technical fouls: Kentucky-None. Tennessee-None.
Attendance: 5,524

Points in the paint-UK 28,UT 20. Points off turnovers-UK 25,UT 17.
 2nd chance points-UK 9,UT 10. Fast break points-UK 0,UT 0.
 Bench points-UK 25,UT 15. Score tied-2 times. Lead changed-3 times.
 Last FG-UK 2nd-00:09, UT 2nd-02:41.
 Largest lead-UK by 6 1st-13:45, UT by 14 2nd-00:25.
 UK led for 08:50. UT led for 28:43. Game was tied for 02:10.

Score by Periods	1st	2nd	Total
Kentucky	24	40	64
Tennessee	31	44	75

LITTLE ROCK, Ark. -- Reigning SEC Tournament Champion Tennessee earned the right to defend its title after beating Kentucky, 75-64, thanks to sharpshooting from 3-point range at Verizon Arena.

Tennessee (27-4 overall) will play in the SEC Championship game for the 23rd time in the 36-year history of the tournament. The Lady Vols are seeking their 18th SEC Tournament Championship and fifth in six years.

The Lady Vols are seeking to continue their trend of being the No. 2 seed and winning the title. On 10 previous occasions when the Lady Vols were seeded second they won the tournament title.

Tennessee is 75-18 all-time in the SEC Tournament including 20-2 in SEC Tournament play since 2008.

Senior Cierra Burdick led the Lady Vols with a game-high 20 points and 11 rebounds for her seventh double of the year and third in five games. Sophomore Jordan Reynolds added 13 points and seven rebounds. Sophomore Andraya Carter chipped in with 12 points.

The Lady Vols connected on 9-of-19 from 3-point range with Reynolds making 3-of-5, Burdick hitting 2-of-3 and Carter going 2-of-4.

Kentucky (23-9) was led by Bria Goss, who had 16 points. Linnae Harper (15), Jennifer O'Neill (11) and Makayla Epps (10) also scored in double figures. The Wildcats were limited to 33.8 from the floor.

Tennessee beat Kentucky for the third time this season. Up seven at halftime, Tennessee expanded its lead to 11 points less than four minutes into the second half on a Reynolds jumper to make it 41-30. A 3-pointer by Ariel Massegale with 12 minutes left put the Lady Vols ahead 47-38.

Kentucky rallied to within five points midway through the second half, but another trey, this time by Jaime Nared, regained momentum for Tennessee. Nared added a layup with nine minutes left to retake a double-figure lead, 52-42.

Reynolds connected on her third triple of the game to push the Lady Vols' lead to a baker's dozen, 59-46 with 6:23 left.

Tennessee led by at least three possessions for the rest of the way. After a slow start to the game where the teams were deadlocked at 9-9, 10 minutes into the game, Tennessee took control late in the first half to lead 31-24 at intermission.

With the game tied at 20 with three minutes left before halftime, the Lady Vols knocked down three 3-pointers with Carter nailing a pair. Burdick led all players with 12 first-half points, including 2-of-2 from beyond the 3-point line. Overall, Tennessee made 6-of-11 from beyond the arc in the first half.

GAME 32 - SEC CHAMPIONSHIP

#2 Seed UT vs. #1 Seed South Carolina // Mar. 8, 2015

Tennessee (27-5)		FG	3PT	FT	REBS	PF	TP	A	TO	Bl	St	Min
11	Burdick, Cierra	f	3-9	0-2	0-0	2-3-5	1	6	1	2	0	40
12	Graves, Bashara	f	2-7	0-0	3-6	5-3-8	4	7	3	2	1	25
00	Reynolds, Jordan	g	6-13	2-4	3-4	1-3-4	0	17	1	2	1	33
05	Massegale, Ariel	g	0-6	0-2	0-2	0-2-2	2	0	1	0	0	26
14	Carter, Andraya	g	3-7	1-2	0-0	1-2-3	1	7	0	1	0	33
01	Moore, Nia	0-2	0-0	0-0	1-1-2	1	0	0	2	0	2	12
31	Nared, Jaime	3-9	0-1	0-0	0-3-5	0	6	1	1	0	1	22
33	Middleton, Alexa	1-1	1-1	0-0	0-1-1	0	3	1	0	0	0	9
TEAM						2-2-4						
Totals.....		18-54	4-12	6-12	12-20-32	9	46	8	10	2	3	200

TOTAL FG%	1st Half: 10-24 41.7%	2nd Half: 8-30 26.7%	Game: 33.3%
3-PT FG%	1st Half: 4-8 50.0%	2nd Half: 0-4 0.0%	Game: 33.3%
F Throw %	1st Half: 2-2 100%	2nd Half: 4-10 40.0%	Game: 50.0%

South Carolina (30-2)		FG	3PT	FT	REBS	PF	TP	A	TO	Bl	St	Min
24	WELCH, Aleighsa	f	7-15	0-0	0-0	5-3-8	1	14	1	0	1	34
31	DOZIER, Asia	f	0-1	0-1	0-0	0-1-1	1	0	1	0	1	22
33	IBIAM, Elem	c	1-8	0-0	0-0	0-1-1	1	2	0	1	2	15
05	SESSIONS, Khadijah	g	4-7	4-4	1-2	1-1-2	3	12	3	0	0	31
25	MITCHELL, Tiffany	g	5-10	2-4	5-5	1-6-7	1	17	2	1	0	39
00	FARMER, India	0-0	0-0	0-0	0-0-0	0	0	0	0	0	0	1
01	CUEVAS, Bianca	0-1	0-1	0-0	0-0-0	1	0	1	2	0	0	5
02	GAINES, Olivia	0-1	0-0	0-0	0-0-0	0	0	0	1	0	0	2
03	DUCKETT, Kaydra	0-0	0-0	0-0	0-0-0	0	0	0	0	0	0	1
22	WILSON, A'ja	5-7	0-0	1-2	0-3-5	2	11	0	2	3	3	13
23	ROY, Tina	0-4	0-3	0-0	1-3-4	0	0	3	0	0	0	17
40	WHITE, Jatarie	1-1	0-0	0-0	0-0-0	1	2	0	0	0	0	1
41	COATES, Alaina	2-2	0-0	0-0	2-6-8	1	4	1	2	0	1	19
TEAM						1-3-4						
Totals.....		25-57	5-13	7-9	11-27-38	11	62	12	9	6	4	200

TOTAL FG%	1st Half: 11-31 35.5%	2nd Half: 14-26 53.8%	Game: 43.9%
3-PT FG%	1st Half: 4-11 36.4%	2nd Half: 1-2 50.0%	Game: 38.5%
F Throw %	1st Half: 3-4 75.0%	2nd Half: 4-5 80.0%	Game: 77.8%

Officials: Tina Napier, Dee Kantner, Mark Zentz, A-L. Gonzalez
Technical fouls: Tennessee-None. South Carolina-None.
Attendance: 5,819

Points in the paint-UT 20,SC 34. Points off turnovers-UT 9,SC 10.
 2nd chance points-UT 9,SC 19. Fast break points-UT 0,SC 6.
 Bench points-UT 9,SC 17. Score tied-4 times. Lead changed-10 times.
 Last FG-UT 2nd-00:21, SC 2nd-00:29.
 Largest lead-UT by 5 1st-03:59, SC by 18 2nd-01:34.
 UT led for 09:16. SC led for 26:06. Game was tied for 04:38.

Score by Periods	1st	2nd	Total
Tennessee	26	20	46
South Carolina	29	33	62

LITTLE ROCK, Ark. -- South Carolina captured its first SEC Tournament title, as the No. 3 Gamecocks beat No. 5 Tennessee, 62-46, at Verizon Arena.

The loss marked the first time Tennessee entered the SEC Tournament as the second seed and did not win the event. On nine previous occasions, the Lady Vols entered seeded second and went on to win the title. Tennessee is now 17-6 all-time in SEC Tournament championship games, making a record 23 appearances.

Sophomore Jordan Reynolds scored a career high with 17 points. She was Tennessee's only scorer to hit double figures. Reynolds and Cierra Burdick were named to the SEC's All-Tournament Team.

South Carolina had four players score in double figures, led by Tiffany Mitchell's 17 points. Aleighsa Welch (14), Khadijah Sessions (12) and A'ja Wilson (11) all scored 10-plus.

The Gamecocks' defense was stellar all afternoon, holding Tennessee to 33.3 from the floor including 26.7 in the decisive second half. The Lady Vols did not make a 3-pointer in the second half (0-of-4) after making four in the first half.

Up three at halftime thanks to an 8-0 run prior to intermission, the Gamecocks took control in the second half.

South Carolina outscored Tennessee 17-7 over the final seven minutes of the game to break open a 6-point lead of 45-39.

Welch's jumper with six minutes left gave the Gamecocks their first double-figure lead at 49-39. That would expand to 18 in the game's final minutes as Tennessee's offense was thwarted.

South Carolina held a 29-26 lead at halftime scoring the final eight points of the half with Welch and A'ja Wilson combining for the game's eight points in the final four minutes.

The first half was back-and-forth, with 10 lead changes. The largest lead was five points, when Tennessee held a 26-21 advantage with four minutes to go in the half on a Burdick layup.

GAME 33 - NCAA FIRST ROUND

#2 Seed UT vs. #15 Seed Boise St. // Mar. 21, 2015

Boise State (22-11)		FG	3PT	FT	REBS	PF	TP	A	TO	Bl	St	Min	
01	Weaver, Deanna	f	4-12	5-7	2-2	0-1-1	1	13	2	0	1	0	29
32	Askew, Miquelle	f	3-7	0-0	2-2	0-0-0	0	8	1	1	0	0	25
24	Redmon, Camille	c	2-3	0-0	1-2	1-3-4	4	5	0	0	2	0	13
10	Rodriguez, Yaiza	g	0-7	0-5	0-0	0-2-2	0	0	10	7	0	0	37
44	Pahukoa, Brooke	g	9-12	3-5	1-1	1-2-3	2	22	0	2	0	5	38
02	Shaw, Shalen	g	4-9	2-3	0-0	2-4-6	5	10	0	1	0	0	22
03	Childress, Tomishia	g	0-2	0-2	0-0	0-0-0	0	0	0	0	0	0	0
21	Engel, Keiahma	g	0-1	0-0	0-0	0-1-1	3	0	0	0	0	0	11
33	Poteat, Kimzi	g	0-1	0-0	0-0	0-3-3	1	0	0	1	0	2	12
42	Reinhart, Kayla	g	1-3	1-3	0-0	0-2-2	0	3	0	0	0	0	10
TEAM					3-5-6								
Totals.....			23-57	9-25	6-7	7-21-28	16	61	13	13	3	7	200

TOTAL FG%	1st Half: 13-26 50.0%	2nd Half: 10-31 32.3%	Game: 40.4%
3-PT FG%	1st Half: 5-10 50.0%	2nd Half: 4-15 26.7%	Game: 36.0%
F Throw %	1st Half: 1-1 100%	2nd Half: 5-6 83.3%	Game: 85.7%

Tennessee (28-5)		FG	3PT	FT	REBS	PF	TP	A	TO	Bl	St	Min	
11	Burdick, Cierra	f	0-4	0-0	0-0	3-8-11	4	0	5	5	0	2	25
12	Graves, Bashaara	c	9-11	0-0	6-8	2-3-5	2	24	3	1	1	1	32
0	Reynolds, Jordan	g	3-9	0-0	2-2	3-2-5	0	8	1	2	0	1	29
05	Massengale, Ariel	g	5-13	3-9	5-6	0-5-5	1	18	2	2	0	0	35
14	Carter, Andraya	g	3-7	2-3	0-2	2-2-4	2	8	4	0	0	3	32
01	Moore, Nia	g	4-7	0-0	0-0	0-2-2	4	8	0	2	0	0	11
31	Nared, Jaime	g	2-9	0-0	2-3	6-4-10	1	6	1	0	0	0	27
33	Middleton, Alexa	g	0-2	0-1	0-0	0-0-0	0	0	1	1	0	1	13
TEAM					2-2-4								
Totals.....			26-62	5-13	15-21	18-28-46	14	72	17	13	3	8	200

TOTAL FG%	1st Half: 16-33 48.5%	2nd Half: 10-29 34.5%	Game: 41.9%
3-PT FG%	1st Half: 3-6 50.0%	2nd Half: 2-7 28.6%	Game: 38.5%
F Throw %	1st Half: 4-6 66.7%	2nd Half: 11-15 73.3%	Game: 71.4%

Officials: Amy Bonner, Tiffany Bird, Charlie Huest
Technical fouls: Boise State-None, Tennessee-None.
Attendance: 6,439

Points in the paint-BSU 20,UT 38. Points off turnovers-BSU 13,UT 16.
 2nd chance points-BSU 7,UT 11. Fast break points-BSU 2,UT 8.
 Bench points-BSU 13,UT 14. Score tied-2 times. Lead changed-5 times.
 Last FG-BSU 2nd-00:38, UT 2nd-01:06.
 Largest lead-BSU by 5 1st-17:36, UT by 15 2nd-08:22.
 BSU led for 06:55. UT led for 32:00. Game was tied for 01:05.

Score by Periods	1st	2nd	Total
Boise State	32	29	61
Tennessee	39	33	72

KNOXVILLE, Tenn. -- No. 2 seed Tennessee continued its mastery in the early rounds of the NCAA Tournament posting a 72-61 win over No. 15 Boise State.

Junior Bashaara Graves led the Lady Vols with a career-high 24 points as she connected on 9-of-11 from the field. Senior Ariel Massengale tallied 18 points. The duo combined for 42 of Tennessee's 72 points.

The Lady Vols (28-5 overall) are now 53-1 all-time in the first two rounds of the NCAA Tournament including 27-1 in the first round. Tennessee is perfect all-time in post-season play at Thompson-Boling Arena, moving to 55-0 at home with a 22-0 mark in first-round contests.

The eight-time national champion Lady Vols are the only program to play in all 34 NCAA Tournaments since the event was instituted in 1982. All-time, Tennessee has posted a 118-25 record in the NCAAs, the most wins for any program.

Mountain West champion Boise State (22-11) was led by Brooke Pahukoa, who tallied a season-high-tying 22 points. Her three 3-pointers led the Broncos' shooting from outside as they went 9-of-25 from 3-point range.

After a tight first half that saw five lead changes, Tennessee took control early in the second half. A Jordan Reynolds' fastbreak layup, two minutes into the second half, pushed the Lady Vols lead to double figures for the first time at 44-34.

Tennessee's lead bulged to 15 points, at 60-45, on a pair of free throws by Graves. She equaled her previous season high of 22 with those foul shots coming with 8:22 left in the game. That finished an 11-2 run.

Boise State kept its upset hopes alive and crept within five points on a Camille Redmon free throw with 2:51 left in regulation, cutting the deficit to 63-58.

But Massengale and Graves dashed those hopes as Massengale connected on the Lady Vols' first 3-pointer of the second half and Graves set her new career-high with a layup with 1:48 left in the game.

Andraya Carter nailed a 3-pointer with one minute left to finish an 8-0 run, which was the final knockout punch to the Broncos' hopes, putting Tennessee ahead 71-58.

Tennessee dominated the glass, outbounding the Broncos, 45-28, led by Cierra Burdick's 11 boards. Jaime Nared added a career-high 10 rebounds. It marked the fourth time this season Tennessee had a pair of players with double-figure rebounds.

Tennessee's 9-2 spurt at the end of the first half helped the Lady Vols to a 39-32 halftime lead over the hot-shooting Broncos. Pahukoa connected on all seven of her first goal attempts including three 3-pointers to lead all first-half scorers with 18 points. Graves (12) and Massengale (10) combined for more than half of the Lady Vols' first half points.

The Lady Vols outbounded Boise State, 20-11, in the first half and outscored the Broncos 22-10 in the paint. Thanks to Pahukoa's perfect half, the Broncos made 50 percent of their first-half shots (13-of-26). UT shot 48.5 over the first 20 minutes.

GAME 34 - NCAA SECOND ROUND

#2 Seed UT vs. #10 Seed Pittsburgh // Mar. 24, 2015

Pittsburgh (20-12)		FG	3PT	FT	REBS	PF	TP	A	TO	Bl	St	Min	
12	Diop, Yacine	f	7-12	1-2	3-4	3-6-9	2	18	0	1	0	2	34
24	Wignot, Monica	f	2-8	1-5	0-0	0-3-6	4	5	0	3	5	1	32
35	Carey, Stasha	f	0-4	0-0	0-0	2-3-5	3	0	0	0	1	1	28
02	Bugg, Aysia	g	2-4	0-0	1-2	0-2-5	5	5	4	0	0	1	36
03	Kiesel, Brianna	g	11-24	1-3	9-13	1-4-5	3	32	2	6	0	3	40
04	Serin, Jordan	g	0-0	0-0	0-0	0-0-0	0	0	0	0	0	0	0
14	Potvin, Fred	1-3	1-3	0-0	0-1-1	1	3	2	0	0	0	16	
51	McManus, Cora	2-3	0-0	0-0	0-1-1	1	4	0	0	0	0	14	
TEAM					2-0-2								
Totals.....			25-58	4-13	13-19	9-20-29	19	67	8	12	6	8	200

TOTAL FG%	1st Half: 8-26 30.8%	2nd Half: 17-32 53.1%	Game: 43.1%
3-PT FG%	1st Half: 2-6 33.3%	2nd Half: 2-7 28.6%	Game: 30.8%
F Throw %	1st Half: 5-8 62.5%	2nd Half: 8-11 72.7%	Game: 68.4%

Tennessee (29-5)		FG	3PT	FT	REBS	PF	TP	A	TO	Bl	St	Min	
11	Burdick, Cierra	f	5-12	0-1	4-4	0-10-10	3	14	3	2	0	0	33
12	Graves, Bashaara	c	8-17	0-0	5-6	10-4-14	0	21	3	3	0	1	35
0	Reynolds, Jordan	g	3-9	1-2	2-4	2-4-6	4	9	4	2	1	1	26
05	Massengale, Ariel	g	4-12	2-6	6-8	0-3-3	1	16	4	3	0	1	36
14	Carter, Andraya	g	4-10	1-3	1-2	2-0-2	2	0	0	0	0	2	34
01	Moore, Nia	g	1-3	0-0	0-0	0-3-3	2	2	0	0	0	2	12
31	Nared, Jaime	g	1-2	1-1	0-0	2-1-3	1	3	2	3	0	0	14
33	Middleton, Alexa	g	1-2	0-0	0-0	0-0-0	0	2	1	0	0	0	10
TEAM					5-0-5								
Totals.....			27-67	5-13	18-24	21-25-46	13	77	17	13	3	5	200

TOTAL FG%	1st Half: 15-33 45.5%	2nd Half: 12-34 35.3%	Game: 40.3%
3-PT FG%	1st Half: 2-7 28.6%	2nd Half: 3-6 50.0%	Game: 38.5%
F Throw %	1st Half: 3-6 50.0%	2nd Half: 15-18 83.3%	Game: 75.0%

Officials: Eric Brewton, Amy Bonner, Tiffany Bird
Technical fouls: Pittsburgh-TEAM, Tennessee-None.
Attendance: 5,712

Points in the paint-UP 30,UT 30. Points off turnovers-UP 17,UT 11.
 2nd chance points-UP 15,UT 19. Fast break points-UP 8,UT 8.
 Bench points-UP 7,UT 7. Score tied-1 time. Lead changed-0 times.
 Last FG-UP 2nd-00:30, UT 2nd-01:14.
 Largest lead-UP None, UT by 14 2nd-11:39.
 UP led for 00:00, UT led for 38:17. Game was tied for 00:47.

Score by Periods	1st	2nd	Total
Pittsburgh	23	44	67
Tennessee	35	42	77

KNOXVILLE, Tenn. -- Tennessee is returning to the Sweet 16 for the 33rd time in 34 years of the NCAA Women's Basketball Tournament. The second-seeded Lady Vols (29-5) knocked off 10th-seeded Pitt, 77-67, at Thompson-Boling Arena.

Tennessee remained perfect all-time in second-round games, moving to 27-0. In combined first and second-round games, the Lady Vols are 54-1 all-time. Tennessee is also perfect in home NCAA Tournament games with a 56-0 mark all-time, that includes a 44-0 mark in first and second-round home games.

The Lady Vols finished the 2014-15 season a perfect 18-0 at Thompson-Boling Arena and have now won 22 home games in a row. The 18 wins set a Tennessee record for home wins in a season.

Junior Bashaara Graves had her second straight strong game with 21 points and a season-high 14 rebounds -- her eighth double-double of the season. It was the first time Graves had back-to-back 20-point games.

Seniors Cierra Burdick (14 points and 10 rebounds) and Ariel Massengale (16 points and four assists) had strong games in their final college appearances in Knoxville. Sophomore Andraya Carter chipped in with 10.

The Lady Vols secured their ninth wire-to-wire win of the season. Pitt trailed by as many as 14 and made a late charge to cut their deficit to four points in the final minute.

Pitt (20-12) was led by Brianna Kiesel, who netted a game-high 32, including 24 in the second half. Kiesel's point total set a Pitt NCAA Tournament scoring record, breaking the mark of 31 by Shawonte Zellous set by Montana in 2009.

Yacine Diop added 18 rebounds and a team-high nine rebounds. Tennessee blasted out to a 15-4 lead less than six minutes into the game as Graves scored seven consecutive points to wrap up an 11-0 run with 5:22 elapsed.

The Lady Vols led by at least six points for the remainder of the half. The took their first 12-point lead with seven minutes left in the half on a Burdick jump to make it 29-17.

The Lady Vols held a 35-23 lead at halftime. Graves and Reynolds each tallied nine to lead Tennessee's scoring. Graves also had seven rebounds.

Pitt was held scoreless for the final 4:55 of the half as the Panthers shot 30.8 from the floor over the first 20 minutes.

Down 12 at halftime, Pitt scored the first nine points of the second half to cut their deficit to three at 35-32. The Lady Vols answered with five in a row to regain an eight-point lead.

Tennessee took a lead of 14 points at 52-38 on a 3-pointer by Jaime Nared with 11:39 left and regained a 13-point edge on a Massengale triple with 8:17 on the clock.

Twice in the final 38 seconds, Pitt got within four points, but Massengale (6-of-6) and Burdick were a perfect 8-of-8 from the foul line in the final 28 seconds to seal the victory.

- GENERAL
- STAFF
- PLAYERS
- REVIEW
- HISTORY
- FACILITIES
- NCAA
- SEC
- RECORDS
- MEDIA INFO



GAME 35 - NCAA SWEET SIXTEEN

#2 Seed UT vs. #11 Seed Gonzaga // Mar. 28, 2015

Gonzaga (26-8)	FG	SPT	FT	REBS	PF	TP	A	TO	Bl	St	Min
05 STIRTON, Georgia	0-6	0-1	1-2	2-0-2	4	1	4	3	0	0	40
14 GREINACHER, Sunny	12-19	0-0	0-0	2-9-11	2	24	1	2	1	4	38
24 ALBANEZ, Keani	7-12	4-6	2-4	1-2-3	4	20	5	4	0	1	40
31 TINKLE, Elle	2-10	0-2	3-4	3-4-7	2	7	0	1	1	0	34
44 CHESLEK, Shelby	3-7	0-0	1-1	2-4-6	3	7	1	1	1	0	25
12 WOLFRAM, Emma	4-6	0-0	0-0	1-5-6	3	8	3	1	4	0	27
22 NILLES, Shaniqua	0-0	0-0	2-2	0-0-0	3	2	0	2	0	0	14
33 SHERRERT, Lindsay	0-0	0-0	0-0	0-0-0	0	0	0	0	0	0	2
42 STACH, Emma	0-1	0-0	0-0	0-0-0	0	0	0	2	0	0	5
TEAM				4-4-8							
Totals.....	28-61	4-9	9-13	15-28-43	21	69	14	17	7	5	225

TOTAL FG%	1st Half: 15-30 50.0%	2nd Half: 11-24 45.8%	Game: 45.9%
3-PT. FG%	1st Half: 2-5 40.0%	2nd Half: 2-3 66.7%	Game: 44.4%
F Throw %	1st Half: 2-4 50.0%	2nd Half: 5-7 71.4%	Game: 69.2%

Tennessee (30-5)	FG	SPT	FT	REBS	PF	TP	A	TO	Bl	St	Min
00 Reynolds, Jordan	2-6	1-1	7-8	3-4-7	0	12	3	0	1	1	38
05 Massengale, Ariel	6-15	3-8	0-0	0-3-3	1	15	4	2	0	0	45
11 Burdick, Cierra	7-17	0-2	8-8	6-9-15	4	22	0	2	0	2	38
12 Graves, Bashara	3-12	0-0	1-1	7-0-7	4	7	0	1	1	1	34
14 Carter, Andraya	0-6	0-3	0-0	1-1-2	4	0	0	2	0	1	22
01 Moore, Nia	0-2	0-0	0-0	1-0-1	0	0	1	0	0	0	4
31 Nared, Jaime	3-8	1-2	5-5	3-3-6	3	12	0	3	1	0	28
33 Middleton, Alexa	2-5	1-3	0-0	0-0-2	2	5	0	0	0	0	16
TEAM				0-2-2							
Totals.....	23-71	6-19	21-22	21-22-43	18	73	8	11	3	5	225

TOTAL FG%	1st Half: 13-35 37.1%	2nd Half: 10-31 32.3%	Game: 32.4%
3-PT. FG%	1st Half: 5-10 50.0%	2nd Half: 1-6 16.7%	Game: 31.6%
F Throw %	1st Half: 3-3 100%	2nd Half: 8-9 88.9%	Game: 95.5%

Officials: Chuck Gonzalez, Scott Yarborough, Gina Cross
Technical fouls: Gonzaga-None. Tennessee-None.
Attendance: 8,686

Points in the paint-GON 34,UT 20. Points off turnovers-GON 12,UT 13.
 2nd chance points-GON 18,UT 8. Fast break points-GON 0,UT 4.
 Bench points-GON 10,UT 17. Score tied-5 times. Lead changed-7 times.
 Last FG-GON 02:54, UT 2nd-01:58.
 Largest lead-GON by 17 2nd-06:34, UT by 4 1st-15:46.
 GON led for 36:51. UT led for 04:23. Game was tied for 03:35.

Score by Periods	1st	2nd	OT	Total
Gonzaga	34	29	6	69
Tennessee	34	29	10	73

SPOKANE, Wash. -- For the 27th time, Tennessee is headed back to the Elite Eight. The second-seeded Lady Vols had an epic rally to defeat upstart No. 11 seed Gonzaga, playing two miles from its campus, 75-69, in overtime.

The Lady Vols rallied from down by as many as 17 points with 6:34 left in the second half to come away with their first overtime win in NCAA Tournament play since the 1996 Final Four.

It equaled the largest NCAA Tournament comeback in Lady Vols history. Tennessee rallied for a 52-46 win over Virginia in the 1996 Elite Eight to reach the Final Four on the way to the Lady Vols' fourth national title.

The Lady Vols are now 120-25 all-time in NCAA Tournament play, ranking first in games (145) and wins (120). Tennessee is a 27-6 all-time in regional semifinals.

UT posted its first 30-win season since going 34-3 in 2010-11. It is Tennessee's 21st season with 30 or more wins, also an NCAA record.

Senior Cierra Burdick played a massive role in the comeback, as she had 15 of her team-high 22 points in the second half and overtime. Burdick grabbed 15 rebounds to lead all players. Classmate Ariel Massengale tallied 16 points and Jaime Nared added 12.

Gonzaga (26-8) was led by Sunny Greinacher (24 points) and Keani Albanese (20).

After Tennessee rallied from down 17 with less than seven minutes to go in regulation, the Lady Vols and Zags went to overtime tied at 63. Burdick made all four of her free throw attempts to break a 67-61 tie in the final minutes. That put Tennessee ahead, 71-67, with 17 second left.

The Lady Vols were nearly perfect from the free throw line, going 21-of-22 from the charity stripe in the game for 95.5 percent.

Jordan Reynolds sealed the win, making two free throws with 3.7 second left as the Lady Vols were 10-of-10 in overtime. Tennessee didn't make a field goal in overtime.

The Lady Vols composed an amazing late-game rally to dig out of the 17-point deficit. Tennessee went on a 23-6 run to end the second half to send the game to overtime, tied at 63.

The Lady Vols shaved 10 points off the margin in less than three minutes. A Massengale 3-pointer with four minutes left brought the Lady Vols within seven at 61-54. The run extended to 11-0 as Tennessee got within one point at 61-60 on a Graves layup with two minutes left.

Reynolds connected on a pair of free throws with 1:30 left to give the Lady Vols their first lead since a 10-9 advantage, 4:29 in the game.

Emma Wolfram's layup with 58 seconds left briefly regained the lead for the Zags, 63-62. It ended their drought of 4:13.

Reynolds tied the game at 63, making the first of two free throws with 42.1 seconds left in regulation. Elle Tinkle blocked Graves' layup attempt as time expired to end regulation to send the teams to an extra five minutes.

With the game tied at the half, Gonzaga came out strong with a 13-2 spurt to take an 11-point lead, 47-36, eight minutes into the second half. The Lady Vols missed 11 field goal attempts in a row and went scoreless for a span of 5:34.

GAME 36 - NCAA ELITE EIGHT

#2 Seed UT vs. #1 Seed Maryland // Mar. 30, 2015

Tennessee (30-6)	FG	SPT	FT	REBS	PF	TP	A	TO	Bl	St	Min
00 Reynolds, Jordan	4-12	0-3	0-0	1-6-7	1	8	2	1	0	2	33
05 Massengale, Ariel	7-15	2-9	0-0	0-4-4	3	16	1	0	0	0	40
11 Burdick, Cierra	4-13	1-4	0-0	3-3-6	1	9	4	6	3	2	35
12 Graves, Bashara	3-10	0-0	0-1	3-4-7	5	5	1	0	1	0	28
14 Carter, Andraya	2-10	1-4	0-0	4-0-4	3	6	1	1	1	2	35
01 Moore, Nia	0-1	0-0	0-0	1-0-1	1	0	0	0	0	0	1
31 Nared, Jaime	1-4	0-1	0-0	2-2-4	1	2	0	2	0	0	16
33 Middleton, Alexa	1-3	0-1	0-0	1-1-2	1	2	0	0	0	1	12
TEAM				2-3-5							
Totals.....	22-68	4-22	0-1	17-23-40	16	48	9	11	4	8	200

TOTAL FG%	1st Half: 10-32 31.3%	2nd Half: 12-36 33.3%	Game: 32.4%
3-PT. FG%	1st Half: 1-8 12.5%	2nd Half: 3-14 21.4%	Game: 18.2%
F Throw %	1st Half: 0-1 0.0%	2nd Half: 0-0 0.0%	Game: 0.0%

Maryland (34-2)	FG	SPT	FT	REBS	PF	TP	A	TO	Bl	St	Min
01 Laurin Mincy	3-11	0-3	4-4	2-5-7	2	10	5	3	0	1	39
04 Lexie Brown	5-11	5-5	2-2	1-5-6	1	15	3	3	0	0	37
05 Malina Howard	1-3	0-0	0-0	1-0-1	2	2	1	0	0	0	17
32 S. Walker-Kimbrough *	5-12	1-3	1-1	1-6-7	0	12	1	1	1	0	33
42 Brianna Jones	6-9	0-0	2-4	1-8-9	2	14	0	2	4	1	36
02 Kiara Leslie	0-2	0-0	0-0	0-2-2	1	0	1	0	0	0	16
03 Brene Moseley	0-2	0-0	2-2	0-0-0	0	2	0	1	0	1	6
12 Kristen Conroy	1-1	1-1	0-0	0-0-0	0	3	0	0	0	0	3
22 Tierney Pirman	0-1	0-0	0-0	0-0-0	1	0	0	1	0	0	6
33 A'Lexus Harrison	0-1	0-0	0-0	2-1-3	1	0	0	1	0	0	7
TEAM				3-5-6							
Totals.....	21-53	5-12	11-13	11-30-41	10	58	11	13	5	3	200

TOTAL FG%	1st Half: 9-28 32.1%	2nd Half: 12-25 48.0%	Game: 39.6%
3-PT. FG%	1st Half: 0-4 0.0%	2nd Half: 5-8 62.5%	Game: 41.7%
F Throw %	1st Half: 4-5 80.0%	2nd Half: 7-8 87.5%	Game: 84.6%

Officials: Lisa Mattingly, Kyle Bacon, Roy Gulbeyan
Technical fouls: Tennessee-None. Maryland-None.
Attendance: 5,032

Points in the paint-UT 30,UMD 26. Points off turnovers-UT 9,UMD 15.
 2nd chance points-UT 5,UMD 11. Fast break points-UT 4,UMD 2.
 Bench points-UT 4,UMD 5. Score tied-5 times. Lead changed-11 times.
 Last FG-UT 2nd-01:04, UMD 2nd-01:17.
 Largest lead-UT by 7 1st-14:33, UMD by 10 2nd-00:14.
 UT led for 21:56. UMD led for 12:29. Game was tied for 05:35.

Score by Periods	1st	2nd	Total
Tennessee	21	27	48
Maryland	22	36	58

SPOKANE, Wash. -- In a physical and defensive contest, top-seeded Maryland ended Tennessee's season with a 58-48 win at the Spokane Veterans Memorial Arena in the Elite Eight. The Lady Vols closed the year with a record of 30-6.

Maryland (34-2) advanced to its fifth Final Four (1982, 1989, 2006 and 2014) with its lone NCAA title coming in its third trip. The Terps have won 28 games in a row.

Seniors Ariel Massengale (16 points and four assists) and Cierra Burdick (nine points and six rebounds) played their final game as Lady Vols. Both players were named to the Spokane Region All-Tournament Team.

Maryland finished the game on a 14-2 run, scoring the final seven points of the game.

Lexie Brown tallied 15 points, making three 3-pointers. Brianna Jones had 14 points and nine rebounds while Shatori Walker-Kimbrough added 12 points and seven boards. Walker-Kimbrough was named the Most Outstanding Player in the region.

Down, 46-44 with five minutes left, Maryland scored seven points in a row to take a 51-46 lead, which proved to be the decisive run of the low-scoring contest. Brown knocked down a 3-pointer and Lauren Mincy banked in a long jumper to put the Terps ahead, 49-46, with 3:33 left in the game. After the teams combined to miss six shots in a row, Brown hit a layup with 1:17 left for the five-point Maryland lead.

Jones, Brene Moseley, Brown and Lauren Mincy combined to make six-of-seven free throws in the final 4:19 seconds to secure the win.

Midway through the second half, both teams got their shooting going as each team made three baskets in a row finished by a Massengale 3-pointer. That regained the lead for Tennessee at 42-41. A Lady Vols' 10-2 spurt put them ahead 44-41 with 8:42 on the clock.

Another Massengale 3-pointer and Burdick layup gave the Lady Vols a 34-29 lead with 14 minutes left in the second half. The Terps answered with a 10-0 run to take a 39-34 lead with less than 11 minutes to go, keyed by a Brown 3-pointer.

The Terps held a 22-21 lead at halftime as both teams played stellar defense as each club shot less than 33 percent. The Lady Vols (1-of-8) made the only 3-pointer of the half as Maryland missed all four of its attempts.

The teams combined to make just five of their final 25 field goal attempts. Brown's first bucket in two games with three seconds left in the first half ended a drought of more than four minutes.

Tennessee jumped out to a 9-2 lead early on, which was the largest lead for either team until the final minute of the game.



HISTORY

ALL-TIME ROSTER

A

Jody Adams	3	1989-93	Graduate	Cleveland, TN/Bradley Central	G	5-5	107	6.7	1.7
Nicky Anosike	55	2004-08	Graduate	Staten Island, NY/St. Peter's	F/C	6-4	146	7.5	6.3
Alberta Auguste	33	2006-08	Graduate	Marrero, LA/John Ehret	F	5-11	75	5.1	2.6
Lauren Avant	12	2010-11	Transfer	Memphis, TN/Lausanne Collegiate School	G	5-9	19	2.6	1.3

B

Suzanne Barbre	34	1974-78	Graduate	Morristown, TN/Morristown West	G	5-8	64	13.5	4.2
Briana Bass	1	2008-12	Graduate	Indianapolis, IN/North Central	G	5-2	118	2.1	0.8
Vicki Baugh	21	2007-12	Graduate	Sacramento, CA/Sacramento	F	6-4	111	5.8	5.1
Angie Bjorklund	5	2007-11	Graduate	Spokane Valley, WA/University	G/F	6-0	132	11.1	2.9
Shannon Bobbitt	00	2006-08	Graduate	New York, NY/Bergtraum	G	5-2	74	9.3	2.3
Cindy Boggs	24	1974-75	Graduate	Ducktown, TN	G	5-6			
Fonda Bondurant	12	1975-77	Graduate	South Fulton, TN/South Fulton	G	5-6	30	2.1	0.9
Sherry Bostic	14	1984-86	Transfer	LaFollette, TN/Campbell County	F	5-11	51	3.1	1.9
Nancy Bowman	12	1972-75	Graduate	Lenoir City, TN	G	5-3			
Gina Bozeman	20	1981	Transfer	Sylvestor, GA/Worth Academy	G	5-6	8	1.3	0.4
Diane Brady	20	1973-75	Graduate	Calhoun, TN	G	5-2			
Alyssia Brewer	33	2008-11	Transfer	Sapulpa, OK/Sapulpa	F	6-3	87	6.9	4.6
Cindy Brogdon	44	1977-79	Graduate	Buford, GA/Greater Atlanta Christian	F	5-10	70	20.8	6.0
Cierra Burdick	11	2011-15	Graduate	Charlotte, NC/Butler	F	6-2	132	8.1	6.0
Niya Butts	3	1996-00	Graduate	Americus, GA/Americus	F	6-0	111	2.3	1.2
Tasha Butts	3	2000-04	Graduate	Milledgeville, GA/Baldwin County	G	5-11	141	6.4	3.8

C

Kelley Cain	52	2007-11	Graduate	Atlanta, GA/St. Pius X	C	6-6	92	8.6	6.2
Nikki Caldwell	33	1990-94	Graduate	Oak Ridge, TN/Oak Ridge	G	5-11	126	5.9	2.2
Sonya Cannon	51	1981-85	Graduate	Maryville, TN/Maryville	F	5-8	21	0.7	0.4
Abby Canon	12	2004-05	Transfer	Shelbyville, TN/Shelbyville Central	G	5-8	7	0.0	0.1
Amanda Canon	11	1998-02	Graduate	Shelbyville, TN/Shelbyville Central	F	5-11	42	0.8	0.4
Andraya Carter	14	2012-	Active/Grad.	Flowery Branch, GA/Buford	G	5-9	77	7.2	2.8
Tamara Carver	50	1990-91	Transfer	Cosby, TN/Cosby	G	5-6	4	1.0	0.3
Kelli Casteel	34	1988-92	Graduate	Maryville, TN/Maryville	C	6-2	129	6.5	3.4
Tamika Catchings	24	1997-01	Graduate	Duncanville, TX/Duncanville	F	6-1	127	16.6	7.9
Lesia Cecil	51	1985-86	Graduate	Helenwood, TN/Scott County	G	5-2	4	0.8	0.3
Daedra Charles	32	1988-91	Graduate	Detroit, MI/St. Martin de Porres	C	6-3	105	14.2	8.2
Becky Clark	24	1979-80	Transfer	Memphis, TN/Bishop Byrne	F	5-8	10	1.6	1.0
Regina Clark	5	1988-92	Graduate	Saginaw, MI/Buena Vista	G	5-8	109	3.6	1.4
Kristen "Ace" Clement	33	1997-01	Graduate	Broomall, PA/Cardinal O'Hara	G	5-11	136	5.8	2.4
Susan Clower	34	1978-82	Graduate	Kingston, TN/Roane County	G	5-9	139	3.0	1.9
Lynne Collins	40	1980-84	Graduate	Blacksburg, VA/Blacksburg	F	6-0	126	4.8	3.0
Shelia Collins	30	1981-85	Graduate	Colbert, GA/Madison County	G	5-9	104	13.6	6.0
Abby Conklin	52	1993-97	Graduate	Charlestown, IN/Charlestown	F	6-3	143	8.6	3.9
Pam Cook	42	1982-83	Quit	Duluth, GA/North Gwinnett	G	5-7	27	3.8	2.2
Te'a Cooper	20	2015-	Active	Powder Springs, GA/McEachern	G	5-8			
Elizabeth Curry	10	2006-07	Graduate	New Virginia, IA/Interstate 35	G	5-6	14	0.4	0.0
Bev Curtis	51	1979	Quit	Acworth, GA/Etowah	F	6-0	6	4.0	2.0

D

Latina Davis	5	1992-96	Graduate	Winchester, TN/Franklin County	G	5-6	136	9.2	4.0
LaToya Davis	4	2000-04	Graduate	Forsyth, GA/Mary Persons	F	6-0	128	3.6	2.1
Susie Davis	20	1976-79	Graduate	Hohenwald, TN/Lewis County	F	5-8	69	1.7	1.5
Freda DeLozier		1975	Graduate						
Diamond DeShields	10/11	2014-	Active	Norcross, GA/Norcross	G	6-1			
Rochone Dilligard	42	1991-94	Graduate	Lebanon, TN/Lebanon	F	6-1	44	2.2	1.8
Gail Dobson	52	1971-75	Graduate	Greenville, TN	C	5-10			
Sybil Dosty	33	2004-05	Transfer	Tucson, AZ/Salpointe	C	6-3	62	2.8	2.7
Kortney Dunbar	13	2014-	Active	Edwardsville, IL/Edwardsville	F	6-2	20	3.1	1.4
Faith Dupree	34	2009-10	Transfer	Knoxville, TN/The Webb School	F/C	6-3			
Kris Durham	23	1987-89	Transfer	Dunellen, NJ/Union Catholic	G	5-8	36	5.9	1.4

E

Sarah Edwards	31	1998-01	Graduate	Sevierville, TN/Sevier County	G/F	5-11	36	1.6	0.4
Tonya Edwards	33	1986-90	Graduate	Flint, MI/Northwestern	G	5-10	121	10.5	3.5
Cindy Ely	55	1977-81	Graduate	Canton, GA/Cherokee	C	6-2	128	5.0	4.6
Shyra Ely	43	2001-05	Graduate	Indianapolis, IN/Ben Davis	F	6-2	139	12.0	6.8
Kyra Elzy	5	1996-01	Graduate	LaGrange, KY/Oldham County	G/F	6-1	126	4.5	3.0
Peggy Evans	20	1990-93	Transfer	Detroit, MI/Country Day	C	6-0	94	11.5	6.1

F

Sherri Fancher	14	1976-79	Graduate	Knoxville, TN/Sevier County	G	5-7	82	1.7	1.0
Tye'sha Fluker	50	2002-06	Graduate	Pasadena, CA/John Muir	C	6-5	140	6.3	4.0
Susan Foulds	13/42	1979-81	Graduate	Annandale, VA/Thomas Jefferson	F	5-11	29	1.1	1.0

ALL-TIME ROSTER (CONTINUED)

Valerie Freeman	42	1983-85	Medical	Milledgeville, GA/Baldwin County	F	6-0	58	6.2	3.5
Sheila Frost	12	1985-89	Graduate	Pulaski, TN/Giles County	C	6-4	138	13.0	7.6
Alex Fuller	44	2004-09	Graduate	Shelbyville, TN/Shelbyville Central	F	6-3	139	5.5	3.8

G

Amy Gamble	53	1983-84	Transfer	Glendale, W.VA/John Marshall	F	5-10	42	3.1	3.1
Marci Garner	40	1974-76	Graduate	Maryville, TN	F	5-8			
Teresa Geter	40	1997-99	Transfer	Columbia, SC/Columbia	C	6-3	67	6.1	4.7
Bridgette Gordon	30	1985-89	Graduate	DeLand, FL/DeLand	F	6-0	137	17.9	6.7
Bashaara Graves	12	2012-	Active	Clarksville, TN/Clarksville	F	6-2	106	11.0	7.3
Liza Graves	12	1975-78	Graduate	Knoxville, TN/Central	G	5-5	14	0.3	0.5
Amber Gray	10	2008-10	Transfer	West Chester, OH/Lakota West	F	6-1	27	2.7	1.9
Kathie Greene	52	1975-76	Graduate	New Market, TN	C	6-1			
Misty Greene	13	1995-98	Graduate	Decatur, TN/Meigs County	G	5-9	82	3.3	1.1
Debbie Groover	52	1977-81	Graduate	Canton, GA/Cherokee	C	6-0	139	11.4	6.9
Aubrey Guastalli	31	2004-05	Graduate	Westwood, MA/Westwood	G	5-6	8	0.0	0.1

H

Tanya Haave	24/45	1980-84	Graduate	Evergreen, CO/Evergreen	F	6-2	128	13.8	5.9
Leanne Hance	15	1977-78	Quit	Morristown, TN/Morristown West	F	5-7	14	1.2	1.1
Jerilynn Harper	31	1978-79	Transfer	Jefferson City, TN/Jefferson Co.	C	6-1	37	9.9	4.6
Isabelle Harrison	20	2011-15	Graduate	Nashville, TN/Hillsboro	C	6-3	112	9.6	6.9
Lisa Harrison	21	1989-93	Graduate	Louisville, KY/Southern	F	6-0	130	8.7	6.3
Pat Hatmaker	20/24	1980-84	Graduate	Knoxville, TN/Karns	G	5-8	128	3.5	1.4
Debbie Hawhee	52	1988-92	Graduate	Greeneville, TN/South Greene	F	6-1	107	3.0	1.7
Dena Head	11	1988-92	Graduate	Canton, MI/Plymouth-Salem	G	5-11	135	11.0	4.8
Lea Henry	44	1979-83	Graduate	Damascus, GA	G	5-4	134	8.4	1.8
Chamique Holdscaw	23	1995-99	Graduate	Astoria, NY/Christ the King	F	6-2	148	20.4	8.8
Alexis Hornbuckle	14	2004-08	Graduate	Charleston, WV/South Charleston	G	5-11	138	9.7	5.4
Karla Horton	55	1984-87	Graduate	Kershaw, SC/Andrew Jackson	C	6-2	99	9.4	7.8

J

Brittany Jackson	25	2001-05	Graduate	Cleveland, TN/Bradley Central	F	6-0	134	6.9	1.9
Gwen Jackson	13	1999-03	Graduate	Eufaula, AL/Eufaula	G	6-2	137	11.0	5.7
Meme Jackson	10	2015-	Active	Murfreesboro, TN/Blackman	G/F	5-11			
Marlene Jeter	15	1990-92	Graduate	Carlisle, SC/Union	F	6-0	29	3.2	2.2
Dana Johnson	53	1991-95	Graduate	Baltimore, MD/Western	C	6-2	133	12.2	7.8
Glory Johnson	25	2008-12	Graduate	Knoxville, TN/The Webb School	F	6-3	141	11.7	8.6
Michelle Johnson	00/44	1993,95	Medical	Shelbyville, TN/Shelbyville Central	F	6-0	38	3.1	2.8
Tiffani Johnson	4	1994-97	Graduate	Charlotte, NC/Garinger	C	6-4	110	8.9	6.8
Kellie Jolly	14	1995-99	Graduate	Sparta, TN/White County	G	5-10	132	6.8	1.9
Jasmine Jones	2	2012-	Active	Madison, AL/Bob Jones	F	6-2	76	5.2	3.8

K

Janice Koehler	14	1974-76	Graduate	Nashville, TN	G	5-6			
----------------	----	---------	----------	---------------	---	-----	--	--	--

L

Tammy Larkey	52	1981-83	Transfer	Gray, TN/Daniel Boone	C	6-5	42	4.8	3.6
Kara Lawson	20	1999-03	Graduate	Alexandria, VA/West Springfield	G	5-8	143	13.6	4.3
Brynae Laxton	31	1995-98	Graduate	Oneida, TN/Oneida	F	6-0	99	2.7	2.2
Cheryl Littlejohn	44	1983-87	Graduate	Gastonia, NC/Hunter Huss	C	6-3	118	2.3	1.5

M

Alicia Manning	15	2008-12	Graduate	Woodstock, GA/Etowah	F	6-1	139	4.5	3.9
Michelle Marciniak	3	1993-96	Graduate	Macungie, PA/Allentown Ctr. Cath.	G	5-9	104	9.7	2.5
Pam Marr	10	1982-86	Graduate	Winter Park, FL/Winter Park	G	5-6	132	1.9	1.0
Dawn Marsh	4	1984-88	Graduate	Alcoa, TN/Alcoa	G	5-6	132	5.6	1.7
Ariel Massengale	5	2011-15	Graduate	Bolingbrook, IL/Bolingbrook	G	5-7	122	9.5	2.6
Melissa McCray	35	1985-89	Graduate	Johnson City, TN/Science Hall	G	5-10	139	6.3	2.7
Nikki McCray	23	1991-95	Graduate	Collierville, TN/Collierville	F	5-11	127	12.4	5.3
Courtney McDaniel	34/42	2000-04	Graduate	Bristol, TN/Tennessee	C/F	6-1	101	3.5	2.7
April McDivitt	10	1999-02	Transfer	Connersville, IN/Connersville	G	5-8	104	5.0	1.5
Carla McGhee	24	1986-90	Graduate	Peoria, IL/Manual	F	6-3	101	6.1	5.1
Lisa McGill	24	1976-79	Graduate	Gatlinburg, TN/Sevier County	F	5-10	50	5.9	4.6
Cait McMahon	2	2006-09	Medical	Maryville, TN/Heritage	G	5-4	44	2.8	1.2
Alexa Middleton	33	2014-	Active	Murfreesboro, TN/Riverdale	G	5-9	36	3.8	1.5
Laurie Milligan	11	1994-98	Graduate	Tigard, OR/Tigard	G	5-8	102	3.6	1.1
Zandra Montgomery	30	1977-79	Graduate	Cleveland, TN/Bradley Central	F	5-10	65	10.0	4.8
Nicci Moats	34	2006-07	Transfer	Daleville, VA/Lord Botetourt	F	6-2	9	0.8	0.9
Loree Moore	21	2001-05	Graduate	Lakewood, CA/Narbonne	G	5-9	118	6.1	3.8
Nia Moore	21/1	2012-	Active	Chicago, IL/Bolingbrook	C	6-3	77	3.5	2.5
Pearl Moore	42	1987-90	Graduate	Harriman, TN/Harriman	F	6-2	39	3.0	2.7

GENERAL

STAFF

PLAYERS

REVIEW

HISTORY

FACILITIES

NCAA

SEC

RECORDS

MEDIA INFO



ALL-TIME ROSTER (CONTINUED)

Tasheika Morris	12	1999-00	Transfer	Huntsville, AL/Butler	F	6-0	23	2.2	0.8
Karen Morton	50	1982-83	Transfer	Lake City, TN/Lake City	C	6-3	21	11.7	5.5
Lindsey Moss	21	2005-06	Transfer	Alpharetta, GA/Chattahoochee	G	6-1	28	2.0	0.7
Sabrina Mott	40	1986-87	Graduate	Brentwood, TN/Brentwood	G	5-9	10	0.7	0.4
Michelle Muñoz	14	2001-02	Transfer	Mason, OH/Mason	F	6-1	27	3.7	2.0

N

Jaime Nared	31	2014-	Active	Portland, OR/West View	G/F	6-2	36	5.2	3.5
Cindy Noble	32	1978-81	Graduate	Clarksburg, OH/Adena	C	6-5	103	15.2	7.1

O

Kathy O'Neil	40	1976-80	Graduate	Newport, TN/Cocke County	F	5-11	137	5.2	3.5
Mary Ostrowski	14	1980-84	Graduate	Parkersburg, WV/Parkersburg Catholic	F/C	6-2	125	13.8	8.0

P

Candace Parker	3	2004-08	Graduate	Naperville, IL/Naperville Central	F	6-4	110	19.4	8.8
Jane Pemberton	44	1975-76	Graduate	Deer Lodge, TN	C	5-10			
Jasmine Phillips	1	2012-13	Transfer	Hartsville, SC/Hartsville	G	5-10	12	1.9	0.9
Shalon Pillow	50	1998-02	Graduate	Addyston, OH/Taylor	C	6-3	108	2.7	1.5

R

Semeka Randall	21	1997-01	Graduate	Cleveland, OH/Trinity	G	5-10	140	13.7	5.1
Jill Rankin	13	1979-80	Graduate	Phillips, TX/Phillips	C	6-3	38	19.2	7.3
Linda Ray	23/35	1981-85	Graduate	Norris, TN/Norris	F	5-9	19	1.1	0.8
Dominique Redding	13	2003-07	Graduate	Clearwater, FL/Clearwater	F	6-1	130	3.3	1.3
Jordan Reynolds	0	2013-	Active	Portland, OR/Central Catholic	G	5-11	70	5.6	2.8
Emily Roberts	52	1976-77	Graduate	Sharon, TN/Westview	C	5-9	25	2.8	2.3
Patricia Roberts	44	1976-77	Graduate	Monroe, GA/Monroe	F/C	6-1	33	29.9	14.2
Ashley Robinson	33/43	2000-04	Graduate	Grand Prairie, TX/South Gr.	C	6-5	132	7.0	5.1
Mercedes Russell	21	2013-	Active	Springfield, OR/Springfield	C	6-6	35	6.3	5.0

S

Debbie Scott	50	1988-90	Transfer	Gallatin, TN/Gallatin	F	6-0	70	4.7	1.9
Joy Scruggs	22	1971-75	Graduate	Cleveland, TN	G	5-3			
Jan Seay	31	1977-78	Quit	Albany, GA/Albany	F	5-8	3	0.7	0.0
Shelley Sexton	23	1983-87	Graduate	Lake City, TN/Anderson County	G	5-7	112	8.5	2.5
Meighan Simmons	10	2010-14	Graduate	Cibola, TX/Byron P. Steele II	G	5-9	143	14.4	2.8
Sydney Smallbone	20	2007-11	Graduate	Granger, IN/St. Joseph's	G	5-10	106	2.5	0.9
Kim Smallwood	10	1995-96	Transfer	Richmond, TX/Lamar Consolidated	F	5-10	21	2.0	1.4
Melissa Smith	44	1989-90	Transfer	Schofield, WI/D.C. Everest	C	6-2	25	1.4	1.2
Tanika Smith	25	1993-95	Transfer	Knoxville, TN/Central	G	5-8	39	1.1	0.6
Michelle Snow	00	1998-02	Graduate	Pensacola, FL/Pensacola	C	6-5	137	10.9	6.5
Kristie Snyder	15	1983-84	Graduate	Knoxville, TN/Bearden	G	5-6	6	0.7	0.3
Taber Spani	13	2009-13	Graduate	Lee's Summit, MO/Home Schooled	G	6-1	132	8.0	3.6
Sidney Spencer	1	2003-07	Graduate	Hoover, AL/Hoover	F/C	6-3	133	8.2	3.8
Kathy Spinks	11	1984-88	Graduate	Forest Hills, KY/Belfrey	C	6-2	125	4.7	3.0
LaShonda Stephens	34	1996-00	Graduate	Woodstock, GA/Sequoyah	C	6-3	92	2.5	1.9
Shekinna Stricklen	40	2008-12	Graduate	Morrilton, AR/Morrilton	G/F	6-2	139	13.5	6.5

T

Sue Thomas	30	1974-77	Graduate	Maryville, TN/Everett	F	5-8	33	11.3	6.1
Pashen Thompson	44	1993-97	Graduate	Philadelphia, MS/Philadelphia	C	6-1	130	7.4	6.3
Mina Todd	23	1980-81	Transfer	Murray, KY/Calloway County	G	5-10	9	4.5	2.0
Paula Towns	51/55	1980-84	Graduate	Fort Valley, GA/Peach County	F	6-1	117	9.5	6.5
Gay Townson	14	1986-87	Graduate	Loudon, TN/Loudon	F	5-9	10	0.8	0.2
Jannah Tucker	4	2013-15	Transfer	Baltimore, MD/New Town	G	6-0	2	0.0	0.5
Jennifer Tuggle	32	1984-88	Graduate	Etowah, TN/McMinn Central	F	6-2	97	4.6	2.4

W

Vonda Ward	24	1991-95	Graduate	Northfield, OH/Trinity	C	6-6	125	6.7	5.6
Holly Warlick	22	1976-80	Graduate	Knoxville, TN/Bearden	G	5-7	141	6.4	3.5
Jackie Watson	32	1974-77	Graduate	Crossville, TN/Cumberland County	F	5-8	33	4.9	3.8
Lisa Webb	34	1983-88	Graduate	Milledgeville, GA/Baldwin County	F	5-9	113	6.4	4.1
Sa'de Wiley-Gatewood	15	2004-05	Transfer	Pomona, CA/Lynwood	G	5-9	22	5.6	2.0
Kamiko Williams	4	2009-13	Graduate	Clarksville, TN/Northeast	G	5-11	128	5.5	2.9
Tiffany Woosley	10	1991-95	Graduate	Shelbyville, TN/Shelbyville Central	G	5-6	104	10.5	2.2

Z

Shanna Zolman	5	2002-06	Graduate	Syracuse, IN/Wawasee	G	5-10	144	11.8	2.5
---------------	---	---------	----------	----------------------	---	------	-----	------	-----

*CD = Completing Degree

THE EARLY YEARS

The following is a list of all women known to have been a member of a University of Tennessee women's basketball team between 1903 and 1974. Years of participation refer to the end of that academic year, the conclusion of the season. This list, compiled from all available sources, is not assumed to be complete or even necessarily correct.

GENERAL

STAFF

PLAYERS

REVIEW

HISTORY

FACILITIES

NCAA

SEC

RECORDS

MEDIA INFO



THE PLAYERS

ANDERTON, Billye 1969-70
 ANDERTON, Mary 1926
 ARGERA, — 1971
 AYCOCK, Mary or Pauline 1922
 BAIRD, Evelyn 1924-25-26*
 BARFIELD, Carol 1971
 BAUMAN, Harriet 1904
 BEAN, Lucille 1926
 BLAIR, Annis or Sara 1922
 BLANTON, Mary Virginia 1926
 BOND, Nell 1924
 BORTHICK, Melinda 1972-73-74
 BRIMI, Barbara 1965 to 68
 BRYANT, Marjorie 1922-23
 BURDICK, Kathleen 1922
 CABLE, Catherine 1926
 CALDWELL, Linda 1969-70
 CAPP, Ethel 1926
 CARLETON, Adaline 1925
 CAROTHERS, Hattie 1922
 CARTER, Sandy 1974
 COLE, Susie 1970
 CONLEY, Ruby 1924-25
 COOKE, Mary 1925
 COOLEY, Elizabeth 1905
 COOPER, Mary 1906
 COPLEY, Marie 1972
 CRESTLA, — 1926
 CROW, Mabel 1925
 CROW, Dona 1971
 DAHNKE, Marjorie 1926
 DAMON, Myrtle 1907
 DANIEL, Mary 1910
 D'ARDELL, Verdi 1922
 DAVIS BAXTER, Carolyn 1963
 DAVIS, Marjorie 1907-08-10
 DeGOLIA, Fannie 1903-04
 DODD, Lillian 1905
 DOZIER, Mary 1926
 DUNBAR, Jackie 1974
 DUNN, Barbara 1972-73
 ELKINS, Catherine 1925
 ELLIS, Mary 1926
 FERRIS, Elizabeth 1924-25
 FOX, — 1924
 FRAZIER, Claudia 1908-09*
 FRITZ, Ruthie 1969-70
 FULLER, Aimee 1974
 GARTH, Jeanie 1920*
 GILDERSLEEVE, Mabel 1904-06-07
 GOODWIN, Carol 1963
 GRAVES, Patricia 1971
 GREEN, Brenda 1963 to 66
 GREGORY, Gloria 1963 to 66
 GROVES, Sue 1974
 HALL, Jennifer 1969

HAPE, Nelle 1920
 HARBERT, Florine 1924-25
 HARDIN, Mary 1909
 HARRIS, Anne 1925
 HAZELWOOD, Margaret 1924-25
 HIBLER, Mary Dell 1969*-70
 HICKEY, Gayle 1970-71
 HICKS, Agnes 1925-26
 HILL, Jane 1969
 HITE, Maude 1904-05-07
 HOBBS, Terry 1973
 HOHNE, Maria 1974
 HOOD, Grace 1905-06-07*-08*
 HOPSON, Trixie 1923
 HOUSE, Mary 1920
 HULING, Fannie 1924-25
 JARDET, Jan 1969-70-71-72*
 JARRELL, Jackie 1970
 JETER, Gladys 1920
 JOHNSON, Mary 1920
 KEHR, Florence 1910
 KEHR, Marguerite 1909-10
 KELLER, Maude 1903
 LACY, Louise 1926
 LEE, Ann 1969
 LENAHAN, Kyran 1973-74
 LOVEFACE, Inez 1924-25*
 LOWE, Alberta 1920
 LYMAN, Jessica 1910*
 MABRY, Evelyn 1926
 McCRACKEN, Jennilee
 1922-23-24-MG25
 McINTIRE, Blanch 1903
 McNABB, Leta 1910
 MILLER, Bertha Rose 1906
 MILLER, Grace 1907-08-09
 MINTON, Lucille 1926
 MORGAN, Lucy 1920-22
 MORIARTY, Lois 1923
 MORRILL, Jenny 1904*
 NELSEN, Gretchen 1909-10
 NICKERSON, Margaret 1910
 PASCHALL, Debbie 1972-73
 PAYNE, Diane 1971
 PEMBERTON, Lynn 1972-73
 PERKINS, Alice 1907-08
 PERKINS, Margaret 1905-06
 PETRONE, Patty 1973
 PIERCE, Patty 1969
 PIETY, Linda 1970
 POLK, Essie 1905*-06*
 POPE, Anne 1922-23
 POWELL, Lou Ann 1969-70
 PRESTLEY, Lelia 1926
 PRUETT, Diane 1971
 PULLIN, Burline 1925

RHEA, Colleen 1926
 RICE, Genevieve 1907-08
 ROCKWELL, Katherine 1920
 ROEHL, Winona 1905
 SCARBROUGH, Ann 1971
 SCHULTZE, Sue 1973-74
 SCOTT, Gloria 1972-73-74
 SCOTT, Virginia 1920*
 SHANTON, Mary Moore 1926
 SMALLEY, Louise 1923
 SMARTT, Jane 1965 to 68
 SMITH, Maud Walker 1924
 STARK, Margaret 1920
 STOKELY, Anna 1923
 TOLTZFUSS, Christine 1909
 STRADLEY, Mildred 1923-24-25-26
 THOMPSON, — 1969
 THORNBURGH, Laura 1903-04
 TODD, Nannie 1906
 TREADWELL, Mary 1903
 UPCHURCH, Catherine 1926
 VANNEMAN, Agnes 1920
 WADE, Daisy 1906
 WALDROP, Eve 1971
 WARD, Sadie 1904
 WATKINS, Sarah 1923-25
 WAYLAND, Edith 1907
 WELLER, Helen 1924*
 WEYLAND, Anna 1906
 WHITE, Becky 1926
 WILLIAMS, Frances 1924-25-26
 WILLIAMS, Jane 1903-04
 WILLIAMS, Katherine 1903*
 WINGATE, Marion 1923
 WYATT, Margie 1971
 YOUNG, Elizabeth 1926
 YOW, Venessa 1972

italics indicate estimated years
 * - team captain

ALL-TIME LADY VOL COACHES

Name	Years	Yrs.	Won	Lost	Tie	Pct.	Name	Years	Yrs.	Won	Lost	Tie	Pct.
Katherine Williams	1903	1	0	2	0	.000	Joan Cronan	1969-70	2	8	10	0	.444
Jenny Morrill	1904	1	0	2	0	.000	Margaret Hutson	1971-74	4	60	19	0	.759
L.T. Belmont	1905	1	0	4	0	.000	Pat Head Summitt	1974-2012	38	1,098	208	0	.841
Essie Polk	1906	1	0	3	0	.000	Holly Warlick	2012-	3	83	20	0	.806
T.S. Myers	1907	1	1	1	0	.500	TOTALS	70 years		1,277	286	2	.817
W.C. Burnley	1908	1	1	2	0	.333	17 coaches in 70 seasons entering 2015-16						
Andrew Weisenberg	1909	1	1	1	1	.500	* No schedules or results available						
Howard Sandburg	1909-10	1	0	2	0	.000	NOTE: The 1,277 victories establish the University of Tennessee as the all-time winningest program in NCAA Division I women's basketball history.						
Mary Douglas Ayres	1920	1	2	3	0	.400							
Mabel Miller	1922-23	2	4	2	0	.667							
Fay Morgan	1924	1	4	3	0	.571							
Ann Huddle	1925-26	2	12	4	1	.735							
Nancy Lay	1960-68	9	*	*	*	***							

ALL-TIME ASSISTANTS & STAFF

COACH	POSITION	YEARS
Jane Albright	Graduate Assistant	1981-83
Kathy Allen	Graduate Assistant	2002-04
Janet Allman	Graduate Assistant	1983-84
Debbie Ayers	Volunteer Assistant	1989-90
Josh Baney	Graduate Assistant/Video Coord.	2012-13/2013-14
Journey Beard	Volunteer Assistant	1982-83
Michael Beaumont	Dir. of BB Ops.	2012-present
Alysiyah Bond	Dir. of BB Ops.	1998-01
Josh Boucher	Graduate Assistant/Video Coord.	2014-present
Al Brown	Assistant	1995-02
Greg Brown	GA/Assistant	2002-03/2003-04
Tasha Butts	Graduate Assistant	2004-05
Nikki Caldwell	GA/Assistant	1998-99/2002-08
Daedra Charles-Furlow	Assistant/Dir. of Char. Dev.	2008-10/2010-12
Shelia Collins	Graduate Assistant	1986-87
Loretta Coughlin	Volunteer Assistant	1980-81
Tony Cross	Volunteer Assistant	1983-84
Elizabeth Curry	Graduate Assistant	2007-09
Nancy Darsch	Assistant	1978-85
Mickie DeMoss	Asst./Assoc. Head/Asst	1985-2001/2001-03/2010-12
Sherry Dihel	Vol. Admin. Asst.	1997-98
Danielle Donehew	Graduate Assistant/ Dir. of BB Ops.	2001-03/2003-08
Dustin Edwards	Video Coordinator	2010-11
Angel Elderkin	Graduate Assistant/Video Coord.	2005-06/2006-07
Kyra Elzy	Assistant	2012-present
Michael Fahey	Video Coordinator	2011-13
Stephanie Glance	Special Asst./Assistant	2009-10
Kathy Harston	Dir. Of BB Ops.	2008-12
Sylvia Hatchell	Graduate Assistant	1974-75
David Head	Graduate Assistant	2003-05
Lea Henry	Graduate Assistant	1984-85
Elizabeth Jackson	Graduate Assistant	1976-77
Jasmine Jones	Graduate Assistant	2014-present
Cassie Kowaleski	Graduate Assistant	2009-10
Jolette Law	Assistant	2012-present
Angela Lawson	Graduate Assistant	1989-91
Dean Lockwood	Assistant	2004-present
Dawn Marsh	Part-time Assistant	1988-90
Betsy McAllister	Video Coordinator	2007-10
Janet McGee	Assistant To Head Coach	2012-present
Corinne Milien	Graduate Assistant	2010-12
Matthew Mitchell	Graduate Assistant	1999-00
Pam Owens	Graduate Assistant	2005-06
Carolyn Peck	Assistant	1993-95
Jill Rankin	Graduate Assistant	1980-81
Kelly P. Sahrner	Dir. of BB Ops.	1996-98
Shelley Sexton	Graduate Assistant	1988-89
Amber Smith	Graduate Assistant	2013-14
Judy Southard	Graduate Assistant	1977-78
Amber Stocks	GA/Dir. of BB Ops.	2000-01/2001-02
Pat Summitt	Head Coach/Head Coach Emeritus	1974-2012/2012-present
Pam Tanner	Assistant/GA	1990-93
Heidi VanDerveer	Graduate Assistant	1986-88
Holly Warlick	Assistant/Assoc. Head/Head	1985-2004/2005-12/2012-present
Lisa Webb	Graduate Assistant	1988-89
Claudia Woody	Graduate Assistant	1978-79

LADY VOL HONOREES

There are 71 categories of prominent honors that have been received by Lady Vol basketball players over the years. One-hundred-eighteen Lady Vols, 68 percent of the all-time roster of 173 players (through the 2014-15 season), have received recognition in one of these categories. Fourteen players distinguish themselves by appearing in a double-digit number of categories: Chamique Holdsclaw 35; Candace Parker 27; Tamika Catchings 24; Bridgette Gordon, 20; Glory Johnson, 16; Kara Lawson, 15; Dena Head, 13; Daedra Charles and Nikki McCray, 12; Michelle Marciniak and Shekinna Stricklen, 11; Angie Bjorklund, Tanya Haave and Semeka Randall, 10.

OLYMPIANS

Cindy Brogdon 1976 (Silver)
 Tamika Catchings 2004 (Gold), '08 (Gold),
 '12 (Gold)
 Daedra Charles 1992 (Bronze)
 Bridgette Gordon 1988 (Gold)
 Lea Henry 1984 (Gold)
 Chamique Holdsclaw 2000 (Gold)
 Kara Lawson 2008 (Gold)
 Nikki McCray 1996 (Gold), 2000 (Gold)
 Carla McGhee 1996 (Gold)
 Cindy Noble 1980 (Boycott), '84 (Gold)
 Candace Parker 2008 (Gold), '12 (Gold)
 Jill Rankin 1980 (Boycott)
 Patricia Roberts 1976 (Silver)
 Holly Warlick 1980 (Boycott)

USA NATIONAL TEAMS

Cindy Brogdon 1976-78
 Tamika Catchings 2002, '04, '06-13
 Daedra Charles 1989, '92, '94
 Shelia Collins 1983
 Latina Davis 1995
 Tonya Edwards 1997
 Peggy Evans 1993
 Sheila Frost 1988
 Bridgette Gordon 1987-88, 1991
 Debbie Groover 1979
 Tanya Haave 1982
 Dena Head 1991-94
 Lea Henry 1980-84
 Chamique Holdsclaw 1997-00
 Dana Johnson 1994
 Glory Johnson 2011, '13
 Kara Lawson 2001, '06-10
 Michelle Marciniak 1995-99
 Nikki McCray 1993, '95-96, '98-00
 Carla McGhee 1987, '93-96
 Loree Moore 2003
 Cindy Noble 1979-80, '83-84
 Mary Ostrowski 1981, '83
 Candace Parker 2006-Present
 Semeka Randall 1998
 Jill Rankin 1979-80
 Patricia Roberts 1976-78
 Michelle Snow 2004, '06-08
 Sidney Spencer 2008
 Shekinna Stricklen 2011
 Holly Warlick 1978-80
 Tiffany Woosley 1994

USA JUNIOR NATIONAL TEAMS

Jody Adams 1990
 Nicky Anosike 2005, '07
 Vicki Baugh 2006-07
 Angie Bjorklund 2007
 Alyssia Brewer 2008
 Cierra Burdick 2009-11
 Kelley Cain 2006
 Andraya Carter 2010
 Tamika Catchings 1997-98
 Kristen Clement 1997
 Susan Clower, 1978-79
 Shelia Collins 1982
 Abby Conklin, 1993-94
 Latina Davis, 1993-94
 Diamond DeShields, 2010-12, '15
 Kris Durham 1986-89
 Tonya Edwards 1986-87
 Cindy Ely 1977-78
 Kyra Elzy 1997
 Peggy Evans 1991-92
 Sheila Frost 1986
 Bridgette Gordon 1986
 Bashaara Graves, 2009-10, '12-'13
 Debbie Groover 1977
 Tanya Haave 1981
 Lisa Harrison 1991
 Dena Head 1989
 Lea Henry 1978-79
 Chamique Holdsclaw 1995
 Dana Johnson 1991-93
 Glory Johnson, 2007
 Tiffani Johnson 1996
 Tammy Larkey 1981
 Kara Lawson 1998
 Michelle Marciniak 1989-93
 Pam Marr 1983

Dawn Marsh 1985-86
 Ariel Massengale 2009-11, '13
 Cait McMahon 2005
 Loree Moore 2000-01
 Karen Morton 1982, 1983
 Mary Ostrowski 1978-80
 Candace Parker 2003-04
 Semeka Randall 1996-97
 Ashley Robinson 2000
 Mercedes Russell, 2011-12, '15
 Michelle Snow 2000
 Taber Spani, 2009
 Shekinna Stricklen, 2007-08
 Pasheen Thompson 1994
 Vonda Ward 1989-90, 1993
 Holly Warlick 1977
 Tiffany Woosley 1992-93

USA 3x3 TEAM

Ciara Burdick 2014

U.S. OLYMPIC FESTIVAL

Jody Adams 1990
 Daedra Charles 1987
 Susan Clower 1978-79
 Shelia Collins 1982
 Abby Conklin 1993-94
 Latina Davis 1993
 Kris Durham 1986-87
 Tonya Edwards 1986
 Cindy Ely 1978
 Peggy Evans 1991
 Sheila Frost 1986
 Amy Gamble 1982-83
 Bridgette Gordon 1986
 Tanya Haave 1981
 Lisa Harrison 1991
 Dena Head 1987
 Lea Henry 1978-79
 Chamique Holdsclaw 1995
 Marlene Jeter 1989
 Dana Johnson 1991
 Tammy Larkey 1981
 Michelle Marciniak 1989-91
 Pam Marr 1983
 Dawn Marsh 1985-86
 Laurie Milligan 1995
 Karen Morton 1982-83
 Mary Ostrowski 1978-79
 Pasheen Thompson 1994
 Vonda Ward 1989-90

WBCA/KODAK/STATE FARM ALL-AMERICANS

Cindy Brogdon (F) 1976, '78, '79
 Tamika Catchings (F) 1998, '99, '00, '01
 Daedra Charles (C) 1990, 1991
 Shelia Collins (G) 1985
 Shyra Ely (F) 2004
 Bridgette Gordon (F) 1988, '89
 Tanya Haave (F) 1983
 Lisa Harrison (F) 1993
 Dena Head (G) 1992
 Chamique Holdsclaw (F) 1996, '97, '98, '99
 Glory Johnson (F) 2012
 Kara Lawson (G) 2003
 Nikki McCray (F) 1994, '95
 Cindy Noble (C) 1981
 Mary Ostrowski (F) 1982
 Candace Parker (F) 2006, '07, '08
 Semeka Randall (G) 1999, 2000
 Jill Rankin (C) 1979, '80
 Patricia Roberts (C) 1977
 Shekinna Stricklen (G/F) 2011
 Holly Warlick (G) 1980

NAISMITH PLAYER OF THE CENTURY (1900s)

Chamique Holdsclaw 2000

NAISMITH PLAYER OF THE YEAR

Chamique Holdsclaw 1998, '99
 Tamika Catchings 2000
 Candace Parker 2008

NAISMITH ALL-AMERICA TEAM

Tamika Catchings 1999, '00
 Daedra Charles 1991

Bridgette Gordon 1988, '89
 Lisa Harrison 1993
 Dena Head 1992
 Chamique Holdsclaw 1997, '98, '99
 Michelle Marciniak 1996
 Nikki McCray 1994, 1995
 Candace Parker 2007, '08

ASSOCIATED PRESS PLAYER OF THE YEAR

Chamique Holdsclaw 1998, '99
 Tamika Catchings 2000
 Candace Parker 2008

ASSOCIATED PRESS ALL-AMERICA TEAM

Angie Bjorklund 2010 (HM), '11 (HM)
 Shannon Bobbitt 2008 (HM)
 Cierra Burdick 2015 (HM)
 Tamika Catchings 1999 (1st), '00 (1st), '01 (2nd)
 Shyra Ely 2004 (3rd)
 Isabelle Harrison 2014 (HM), '15 (HM)
 Chamique Holdsclaw 1997 (1st), '98 (1st),
 '99 (1st)
 Gwen Jackson 2001 (HM), '03 (HM)
 Glory Johnson 2012 (HM)
 Kellie Jolly 1999 (HM)
 Kara Lawson 2001 (HM), '02 (3rd), '03 (2nd)
 Candace Parker 2006 (2nd), '07 (1st), '08 (1st)
 Semeka Randall 1999 (2nd), '00 (2nd),
 '01 (HM)
 Meighan Simmons 2011 (HM), '13 (3rd), '14
 (HM)
 Michelle Snow 2001 (HM), '02 (HM)
 Shekinna Stricklen 2010 (HM), '11 (3rd), '12
 (3rd)

ESPY AWARDS FEMALE ATHLETE OF THE YEAR

Chamique Holdsclaw 1999
 Candace Parker 2008

ESPY AWARDS FEMALE COLLEGIATE ATHLETE OF THE YEAR

Candace Parker 2008

ESPY AWARDS WOMEN'S BASKETBALL PLAYER OF THE YEAR

Tamika Catchings 2001
 Chamique Holdsclaw 1998, '99

ESPY AWARDS UNDERARMOUR UNDENIABLE PERFORMANCE AWARD

2007 Team

HONDA-BRODERICK CUP ATHLETE OF THE YEAR

Chamique Holdsclaw 1998
 Candace Parker 2008

HONDA SPORTS AWARD

Bridgette Gordon 1989
 Chamique Holdsclaw 1997, '98
 Candace Parker 2007, '08

NCAA WOMAN OF THE YEAR

Nickey Anosike 2009
 Glory Johnson 2012 (top 30)
 Kara Lawson 2003 (finalist)

ESPN.COM NATIONAL PLAYER OF THE YEAR

Candace Parker 2008

SPORTING NEWS PLAYER OF THE YEAR

Chamique Holdsclaw 1998, '99

SPORTING NEWS ALL-AMERICA TEAM

Tamika Catchings 1999, '00
 Chamique Holdsclaw 1998, '99
 Semeka Randall 1999 (2nd)

SPORTS ILLUSTRATED PLAYER OF THE YEAR

Chamique Holdsclaw 1998, '99

SPORTS ILLUSTRATED ALL-AMERICA TEAM

Tamika Catchings 1999, '00
 Chamique Holdsclaw 1998, '99

GENERAL

STAFF

PLAYERS

REVIEW

HISTORY

FACILITIES

NCAA

SEC

RECORDS

MEDIA INFO



LADY VOL HONOREES (CONTINUED)

STATE FARM WADE TROPHY WINNER

Daedra Charles 1991
Candace Parker 2007

SULLIVAN AWARD

Chamique Holdsclaw 1999

USA BASKETBALL PLAYER OF THE YEAR

Chamique Holdsclaw 1997
Cindy Noble 1982

U.S. BASKETBALL WRITERS OF AMERICA PLAYER OF THE YEAR

Chamique Holdsclaw 1998, '99
Tamika Catchings 2000
Candace Parker 2007, '08

U.S. BASKETBALL WRITERS OF AMERICA FRESHMAN OF THE YEAR

Chamique Holdsclaw 1996
Tamika Catchings 1998
Shekinna Stricklen 2009

FRANCIS POMEROY NAISMITH AWARD

Kara Lawson 2003

WBCA PLAYER OF THE YEAR

Chamique Holdsclaw 1998, '99
Tamika Catchings 2000

WOODY HAYES AWARD

Kara Lawson 2004

JOHN R. WOODEN PLAYER OF THE YEAR

Candace Parker 2007, '08

JOHN R. WOODEN ALL-AMERICA TEAM

Candace Parker 2007, '08

NAISMITH COACH OF THE CENTURY (1900s)

Pat Summitt 2000

ASSOCIATED PRESS COACH OF THE YEAR

Pat Summitt 1998

ESPY COACH/MANAGER OF THE YEAR

Pat Summitt 2008

ESPY AWARDS/ARTHUR ASHE COURAGE AWARD

Pat Summitt 2012

NAISMITH COACH OF THE YEAR

Pat Summitt 1987, '89, '94, '98, '04

WBCA-CONVERSE COACH OF THE YEAR

Pat Summitt 1983, '95, '98

WBCA-SPALDING MAGGIE DIXON DIV. I ROOKIE COACH OF THE YEAR

Holly Warlick 2013

THE JOHN AND NELLIE WOODEN COACH OF THE YEAR

Pat Summitt 1998

JOHN R. WOODEN LEGENDS OF COACHING AWARD

Pat Summitt 2008

USA BASKETBALL WRITERS OF AMERICA COACH OF THE YEAR

Pat Summitt 1998

ESPY AWARDS CO-TEAM OF THE DECADE (1990s)

Jody Adams 1989-93
Niya Butts 1996-2000
Nikki Caldwell 1990-94
Amanda Canon 1998-02
Tamara Carver 1990-91
Kelli Casteel 1988-92
Tamika Catchings 1997-01
Daedra Charles 1988-91
Regina Clark 1988-92
Kristen "Ace" Clement 1997-01
Abby Conklin 1993-97
Latina Davis 1992-96
Rochone Dilligard 1991-94
Sarah Edwards 1998-01
Tonya Edwards 1986-90
Kyra Elzy 1996-01

Peggy Evans 1990-93
Teresa Geter 1997-99
Misty Greene 1995-98
Lisa Harrison 1989-93
Debbie Hawhee 1988-92
Dena Head 1988-92
Chamique Holdsclaw 1995-99
Marlene Jeter 1990-92
Dana Johnson 1991-95
Michelle Johnson 1993, 1995
Tiffani Johnson 1994-97
Kellie Jolly 1995-99
Brynae Laxton 1995-98
Michelle Marciniak 1993-96
Nikki McCray 1991-95
Carla McGhee 1986-90
Laurie Milligan 1994-98
Pearl Moore 1987-90
Shalon Pillow 1998-02
Semeka Randall 1997-01
Debbie Scott 1988-90
Kim Smallwood 1995-96
Melissa Smith 1989-90
Tanika Smith 1993-95
Michelle Snow 1998-02
Lashonda Stephens 1996-2000
Pashen Thompson 1993-97
Vonda Ward 1991-95
Tiffany Woosley 1991-95

KODAK 25th ANNIVERSARY TEAM

Chamique Holdsclaw 1999

NCAA TEAM OF THE DECADE (1980s)

Bridgette Gordon (F)

NCAA 25th ANNIVERSARY TEAM

Chamique Holdsclaw
Bridgette Gordon
Pat Summitt (coach)

NCAA POSTGRADUATE SCHOLARSHIPS

Tanya Haave 1984
Lea Henry 1983

CoSIDA ACADEMIC ALL-AMERICAN OF THE YEAR

Jill Rankin 1980
Candace Parker 2008

GTE/CoSIDA ALL-TIME ACADEMIC ALL-AMERICA BASKETBALL TEAM

Jill Rankin (2nd)

ACADEMIC ALL-AMERICA TEAM

Nicky Anosike 2008 (2nd)
Angie Bjorklund 2010 (1st), '11 (2nd)
Cierra Burdick 2015 (2nd)
Peggy Evans 1992 (3rd)
Tanya Haave 1983 (3rd), '84 (1st)
Lea Henry 1983 (3rd)
Kara Lawson 2003 (1st)
Glory Johnson 2012 (1st)
Candace Parker 2007(2nd), '08 (1st)
Jill Rankin 1980 (1st)
Shanna Zolman 2006 (1st)

WBCA NATIONAL PLAYER OF THE MONTH

Candace Parker (January) 2008

NCAA TOURNAMENT MOST OUTSTANDING PLAYER

Tonya Edwards 1987
Bridgette Gordon 1989
Chamique Holdsclaw 1997, '98
Michelle Marciniak 1996
Candace Parker 2007, '08

NCAA ALL-FINAL FOUR TEAM

Nicky Anosike 2007, '08
Shannon Bobbitt 2007, '08
Tamika Catchings 1998, '00
Daedra Charles 1991
Tonya Edwards 1987
Sheila Frost 1989
Bridgette Gordon 1987, '89
Dena Head 1991
Chamique Holdsclaw 1996, '97, '98
Gwen Jackson 2003
Tiffani Johnson 1996
Kellie Jolly 1997, '98
Kara Lawson 2003

Michelle Marciniak 1996
Nikki McCray 1995
Mary Ostrowski 1984
Candace Parker 2007, '08
Shanna Zolman 2004

NCAA REGIONAL TOURNAMENT MOST OUTSTANDING PLAYER

Kelli Casteel 1991 (Midwest)
Tamika Catchings 2000 (Midwest)
Shelia Collins 1982 (Midwest)
Latina Davis 1996 (East)
Bridgette Gordon 1987 (Midwest), '89 (East)
Chamique Holdsclaw 1997 (Midwest), '98 (Midwest)
Gwen Jackson 2003 (Midwest)
Dawn Marsh 1988 (East)
Nikki McCray 1995 (Midwest)
Mary Ostrowski 1984 (Midwest)
Candace Parker 2007 (Dayton), 2008 (Oklahoma City)
Shelley Sexton 1986 (Midwest)

NCAA ALL-REGIONAL TOURNAMENT TEAMS

Jody Adams 1991 (Midwest)
Shannon Bobbitt 2007 (Dayton)
Cierra Burdick 2015 (Spokane)
Tasha Butts 2004 (Midwest)
Kelli Casteel 1991 (Midwest)
Tamika Catchings 1999 (East), 2000 (Midwest)
Daedra Charles 1990 (East), 1991 (Midwest)
Shelia Collins 1982 (Midwest), 1985 (Midwest)
Latina Davis 1996 (East)
LaToya Davis 2004 (Midwest)
Shyra Ely 2002 (Midwest), 2003 (Midwest), 2004 (Midwest), 2005 (Philadelphia)
Sheila Frost 1986 (Midwest), 1987 (Midwest), 1989 (East)
Bridgette Gordon 1987 (Midwest), 1988 (East), 1989 (East)
Tanya Haave 1983 (Midwest), 1984 (Midwest)
Lisa Harrison 1993 (Midwest)
Dena Head 1990 (East)
Chamique Holdsclaw 1996 (East), 1999 (East), 1997 (Midwest), 1998 (Midwest)
Alexis Hornbuckle 2008 (Oklahoma City)
Gwen Jackson 2002 (Midwest), 2003 (Midwest)

Dana Johnson 1995 (Midwest)
Glory Johnson 2012 (Des Moines)
Kellie Jolly 1997 (Midwest)
Kara Lawson 2003 (Midwest)
Michelle Marciniak 1995 (Midwest), 1996 (East)

Dawn Marsh 1988 (East)
Ariel Massengale 2015 (Spokane)
Nikki McCray 1994 (Midwest), 1995 (Midwest)
Mary Ostrowski 1984 (Midwest)
Candace Parker 2006 (Cleveland), 2007 (Dayton), 2008 (Oklahoma City)
Semeka Randall 1998 (Midwest), 2000 (Midwest)
Shelley Sexton 1986 (Midwest)
Meighan Simmons 2014 (Louisville)
Taber Spani 2013 (Oklahoma City)
Shekinna Stricklen 2011 (Dayton), 2012 (Des Moines)
Pashen Thompson 1997 (Midwest)
Kamiko Williams 2013 (Oklahoma City)
Tiffany Woosley 1993 (Midwest)
Shanna Zolman 2005 (Philadelphia), 2006 (Cleveland)

SEC COACH OF THE YEAR

Pat Summitt 1993, '95, '98, '01, '03, '04, '07, '11
Holly Warlick 2013

SEC FEMALE ATHLETE OF THE YEAR

Bridgette Gordon 1989
Daedra Charles 1991
Chamique Holdsclaw 1998, '99
Candace Parker 2008

ALL-SEC TEAM

In 1997, the AP began an All-SEC Team. C indicates Coaches' Team; AP indicates Associated Press Team; HM indicates honorable mention
Angie Bjorklund 2009 (2nd-C; HM-AP), '10 (1st-C & AP)
Shannon Bobbitt 2008 (2nd-C & AP)

LADY VOL HONOREES (CONTINUED)

Cierra Burdick 2015 (1st-C; 2nd-AP)
 Tasha Butts 2004 (2nd-C; 3rd-AP)
 Kelley Cain 2010 (1st-C & AP)
 Tamika Catchings 1998 (1st-C & AP), '99 (1st-C & AP), '00 (1st-C & AP), '01 (C-2nd; 3rd-AP)
 Kristen "Ace" Clement 2001 (HM-AP)
 Daedra Charles 1990 (1st-C), '91 (1st-C)
 Shelia Collins 1985 (1st-C)
 Abby Conklin 1997 (2nd-C; HM-AP)
 Latina Davis 1996 (2nd-C)
 Tonya Edwards 1998 (2nd-C), '90 (1st-C)
 Shyra Ely 2004 (1st-C & AP), '05 (1st-C & AP)
 Peggy Evans 1992 (1st-C)
 Sheila Frost 1987 (1st-C), '88 (1st-C), '89 (1st-C)
 Bridgette Gordon 1986 (1st-C), '87 (1st-C), '88 (1st-C), '89 (1st-C)
 Bashaara Graves 2013 (1st-C; 2nd-AP)
 Tanya Haave 1983 (1st-C), '84 (1st-C)
 Isabelle Harrison 2014 (1st-C & AP), '15 (1st-C; 2nd-AP)
 Lisa Harrison 1993 (1st-C)
 Dena Head 1990 (2nd-C), '91 (1st-C), '92 (1st-C)
 Lea Henry 1983 (1st-C)
 Chamique Holdscraw 1996 (1st-C & AP), '97 (1st-C & AP), '98 (1st-C & AP), '99 (1st-C & AP)
 Alexis Hornbuckle 2006 (2nd-C), '07 (1st-C & AP), '08 (1st-C; 2nd-AP)
 Gwen Jackson 2001 (1st-C; 2nd-AP), '03 (1st-C; 2nd-AP)
 Dana Johnson 1994 (1st-C), '95 (1st-C)
 Glory Johnson 2011 (1st-C & AP), '12 (1st-C & AP)
 Kellie Jolly 1999 (2nd-C)
 Kara Lawson 2000 (1st-C; 2nd-AP), '01 (1st-C; 2nd-AP), '02 (1st-C & AP), '03 (1st-C & AP)
 Michelle Marciniak 1995 (1st-C), '96 (2nd-C)
 Dawn Marsh 1988 (2nd-C)
 Melissa McCray 1989 (2nd-C)
 Nikki McCray 1993 (2nd-C), '94 (1st-C), '95 (1st-C)
 Mary Ostrowski 1982 (1st-C), '84 (1st-C)
 Candace Parker 2006 (1st-C; 2nd-AP), '07 (1st-C & AP), '08 (1st-C & AP)
 Semeka Randall 1998 (2nd-C & AP), '99 (1st-C & AP), '00 (1st-C; 2nd-AP), '01 (2nd-C; 3rd-AP)
 Ashley Robinson 2001 (HM-AP)
 Meighan Simmons 2011 (2nd-C & AP), '13 (1st-C & AP), '14 (1st-C & AP)
 Michelle Snow 2000 (2nd-C; HM-AP), '01 (1st-C; 2nd-AP), '02 (2nd-C & AP)
 Sidney Spencer 2007 (2nd-C; HM-AP)
 Shekinna Stricklen 2009 (2nd-C; HM-AP), '10 (2nd-C & AP), '11 (1st-C & AP), '12 (1st-C & AP)
 Paula Towns 1982 (1st-C)
 Tiffany Woosley 1993 (1st-C), '94 (2nd-C)
 Shanna Zolman 2004 (2nd-C), '05 (2nd-C & AP), '06 (1st-C; 2nd-AP)

SEC ALL-DEFENSIVE TEAM

Kelley Cain 2010
 Alexis Hornbuckle 2008
 Glory Johnson 2011, '12

SEC PLAYER OF THE YEAR

Bridgette Gordon 1989 (C)
 Dena Head 1992 (C)
 Nikki McCray 1994 (C), '95 (C)
 Chamique Holdscraw 1998 (C & AP), '99 (C & AP)
 Candace Parker 2007 (C & AP)
 Meighan Simmons 2013-Co (C), '14 (AP)
 Shekinna Stricklen 2011-Co (AP)

SEC DEFENSIVE PLAYER OF THE YEAR

Glory Johnson 2012

SEC 6TH WOMAN OF THE YEAR

Alyssia Brewer 2010

SEC FRESHMAN OF THE YEAR

Angie Bjorklund 2008
 Tamika Catchings 1998
 Bridgette Gordon 1986
 Bashaara Graves 2013
 Dena Head 1989

Chamique Holdscraw 1996
 Candace Parker 2006
 Meighan Simmons 2011

SEC ALL-FRESHMAN TEAM

Nicky Anosike 2005
 Angie Bjorklund 2008
 Nikki Caldwell 1991
 Andraya Carter 2014
 Tamika Catchings 1998
 Latina Davis 1993
 Kris Durham 1988
 Tonya Edwards 1987
 Shyra Ely 2002
 Peggy Evans 1991
 Bridgette Gordon 1986
 Bashaara Graves 2013
 Lisa Harrison 1990
 Dena Head 1989
 Chamique Holdscraw 1996
 Alexis Hornbuckle 2005
 Gwen Jackson 2000
 Dana Johnson 1992
 Glory Johnson 2009
 Tiffani Johnson 1995
 Kara Lawson 2000
 Ariel Massengale 2012
 Loree Moore 2002
 Candace Parker, 2006
 Semeka Randall 1998
 Ashley Robinson 2001
 Meighan Simmons 2011
 Sidney Spencer 2004
 Shekinna Stricklen 2009
 Pashen Thompson 1994
 Tiffany Woosley 1992
 Shanna Zolman 2003

SEC TOURNAMENT MOST VALUABLE PLAYER

Alyssia Brewer 2010
 Shelia Collins 1985
 Shyra Ely 2005
 Bridgette Gordon 1988, '89
 Isabelle Harrison 2014
 Dena Head 1992
 Chamique Holdscraw 1998, '99
 Glory Johnson 2012
 Candace Parker 2006, '08
 Jill Rankin 1980
 Shekinna Stricklen 2011
 Tiffany Woosley 1994

SEC ALL-TOURNAMENT TEAM

Angie Bjorklund 2009, '11
 Shannon Bobbitt 2008
 Alyssia Brewer 2010
 Cierra Burdick 2014, '15
 Tamika Catchings 1998, '99, '00
 Daedra Charles 1990, '91
 Shelia Collins 1985
 Shyra Ely 2004, 2005
 Peggy Evans 1992
 Sheila Frost 1989
 Bridgette Gordon 1988, '89
 Tanya Haave 1982, '83
 Isabelle Harrison 2014
 Dena Head 1989, '90, '92
 Chamique Holdscraw 1996, '97, '98, '99
 Alexis Hornbuckle 2007
 Brittany Jackson 2005
 Dana Johnson 1994, '95
 Glory Johnson 2012
 Kara Lawson 2002, '03
 Alicia Manning 2010
 Michelle Marciniak 1996
 Dawn Marsh 1985
 Nikki McCray 1994, '95
 Cindy Noble 1980
 Mary Ostrowski 1982
 Candace Parker 2006, '08
 Semeka Randall 1998
 Jill Rankin 1980
 Jordan Reynolds 2015
 Michelle Snow 1999, '00
 Taber Spani 2013
 Sidney Spencer 2006
 Kathy Spinks 1987
 Shekinna Stricklen 2010, '11, '12
 Holly Warlick 1980
 Tiffany Woosley 1994
 Shanna Zolman 2005

SEC WOMEN'S BASKETBALL SCHOLAR-ATHLETE OF THE YEAR

Angie Bjorklund 2010

BOYD MCWHORTER SCHOLAR-ATHLETE FINALIST

Nicky Anosike 2008
 Glory Johnson 2012
 Cierra Burdick 2015

ACADEMIC ALL-SEC

Jody Adams 1991, '92
 Nicky Anosike 2005-freshman team, '06, '07, '08
 Lauren Avant 2011-freshman
 Briana Bass 2009-freshman, '10, '11, '12
 Vicki Baugh 2009, '10, '11, '12
 Angie Bjorklund 2008-freshman, '09, '10, '11
 Shannon Bobbitt 2008
 Cierra Burdick 2012-freshman, '13, '14, '15
 Niya Butts 1998, '99, '00
 Kelley Cain 2009-freshman, '09
 Amanda Canon 2000, '01, '02
 Andraya Carter 2013 - freshman, '14, '15
 Tamika Catchings 1999, '02
 Regina Clark 1991, '92
 Kristen "Ace" Clement 1999, '01
 Abby Conklin 1995, '96, '97
 Elizabeth Curry 2007
 Rochone Dilligard 1994
 Kortney Dunbar - freshman 2015
 Sarah Edwards 2000, '01, '02
 Tonya Edwards 1990
 Shyra Ely 2005
 Kyra Elzy 2001, '02
 Peggy Evans 1992
 Tye'sha Fluker 2004, '05, '06
 Alex Fuller 2006, '07
 Bashaara Graves 2013 - freshman, '14
 Tanya Haave 1983, '84
 Isabelle Harrison 2012 - freshman, '13, '14, '15
 Lisa Harrison 1993
 Debbie Hawhee 1990, '91, '92
 Glory Johnson 2009-freshman, '10, '11, '12
 Kellie Jolly 1997, '98, '99
 Jasmine Jones 2015
 Kara Lawson 2001, '02, '03
 Brynae Laxton 1996, '97, '98
 Alicia Manning 2009-freshman, '11, '12
 Michelle Marciniak 1994, '96
 Ariel Massengale 2014, '15
 Melissa McCray 1999
 Nikki McCray 1995
 Courtney McDaniel 2003
 April McDivitt 2001, '02
 Cait McMahon 2009, '10
 Alexa Middleton - freshman 2015
 Laurie Milligan 1998
 Jaime Nared - freshman 2015
 Candace Parker 2005-freshman team, '06, '07, '08
 Semeka Randall 2001, '02
 Linda Ray 1984, '85
 Dominique Redding 2004, '07
 Jordan Reynolds 2014-freshman
 Mercedes Russell 2014-freshman
 Debbie Scott 1990
 Sydney Smallbone 2008-freshman, '09, '10, '11
 Taber Spani 2010-freshman, '11, '12, '13
 Sidney Spencer 2004, '05, '06, '07
 Jennifer Tuggle 1987, '88
 Vonda Ward 1994
 Lisa Webb 1988
 Shanna Zolman 2004, '05, '06

SEC COMMUNITY SERVICE TEAM

Nicky Anosike 2008
 Angie Bjorklund 2011
 Cierra Burdick 2014, '15
 Tasha Butts 2004
 Tamika Catchings 2000
 Tye'sha Fluker 2005
 Alex Fuller 2009
 Glory Johnson 2010, '12
 Kellie Jolly 1999
 Kara Lawson 2001, '03
 April McDivitt 2002
 Taber Spani 2013
 Sidney Spencer 2007
 Shanna Zolman 2006

GENERAL

STAFF

PLAYERS

REVIEW

HISTORY

FACILITIES

NCAA

SEC

RECORDS

MEDIA INFO



WBCA ALL-AMERICANS

Twenty-one players have been honored as All-Americans by the WBCA/Kodak/State Farm throughout the history of Lady Vol basketball. These 21 women have garnered 36 All-America awards.

FOUR-TIME ALL-AMERICANS

Tamika Catchings
1988-1999-2000-2001

Chamique Holdsclaw
1996-1997-1998-1999
Kodak 25th
Anniversary Team

Cindy Brogdon
1976-1978-1979

Daedra Charles
1990-1991

Shelia Collins
1985

Shyra Ely
2004

Bridgette Gordon
1988-1989

Tanya Haave
1983

Lisa Harrison
1993

Dena Head
1992

Glory Johnson
2012

Kara Lawson
2003

Nikki McCray
1994-1995

Cindy Noble
1981

Mary Ostrowski
1982

Candace Parker
2006-2007-2008

Semeka Randall
1999-2000

Jill Rankin
1979-1980

Patricia Roberts
1977

Shekinna Stricklen
2011

Holly Warlick
1980

LADY VOL OLYMPIANS

COACHING STAFF

Pat Summitt
1980 Moscow
Assistant Coach (Boycott)

1984 Los Angeles
Head Coach (Gold)

Nancy Darsch
1984 Los Angeles
Assistant Coach (Gold)

1996 Atlanta
Assistant Coach (Gold)

ATHLETES
Cindy Brogdon
1976 Montreal (Silver)

Tamika Catchings
2004 Athens (Gold)
2008 Beijing (Gold)
2012 London (Gold)

Daedra Charles
1992 Barcelona (Bronze)

Bridgette Gordon
1988 Seoul (Gold)

Patricia Head
1976 Montreal (Silver)

Lea Henry
1984 Los Angeles (Gold)

Chamique Holdsclaw
2000 Sydney (Gold)

Kara Lawson
2008 Beijing (Gold)

Nikki McCray
1996 Atlanta (Gold)
2000 Sydney (Gold)

Carla McGhee
1996 Atlanta (Gold)

Cindy Noble
1980 Moscow (Boycott)
1984 Los Angeles (Gold)

Candace Parker
2008 Beijing (Gold)
2012 London (Gold)

Jill Rankin
1980 Moscow (Boycott)

Patricia Roberts
1976 Montreal (Silver)

Holly Warlick
1980 Moscow (Boycott)

WOMEN'S BASKETBALL HALL OF FAME /// TENNESSEE INDUCTEES

COACH

Pat Summitt - 1999

ADMINISTRATOR

Gloria Ray - 2010

PLAYERS

Cindy Noble Hauserman - 2000
Patricia Roberts - 2000
Holly Warlick - 2001
Cindy Brogdon - 2002

Daedra Charles-Furlow - 2007
Bridgette Gordon - 2007
Jill Rankin Schneider - 2008
Nikki McCray - 2012

NCAA RECORD /// MOST WINS IN NCAA DIVISION I BASKETBALL

TEAM	FIRST YEAR	SEASONS	WINS	LOSSES
1. Tennessee	1902-03	70	1,277	286
2. Louisiana Tech	1974-75	41	1,059	279
3. James Madison	1920-21	93	1,018	517
4. Old Dominion	1969-70	46	997	388
5. Stephen F. Austin	1968-69	47	987	423
6. Texas	1974-75	41	981	367
7. Stanford	1974-75	41	977	304
8. Ohio St.	1965-66	50	944	412
9. UConn	1982-83	33	943	190
10. North Carolina	1974-75	41	907	390
11. Western Ky.	1914-15	52	906	454
12. Georgia	1973-74	42	899	384
Green Bay	1973-74	42	899	325
14. Tennessee Tech	1970-71	45	891	484
15. Penn St.	1964-65	51	887	418
16. Maryland	1971-72	44	883	407
17. Montana	1974-75	41	877	323
18. Rutgers	1975-76	40	873	372
19. Kansas St.	1968-69	47	872	543
20. Long Beach St.	1963-64	52	870	512

LADY VOL SUCCESS IN THE COACHING RANKS

The Tennessee program has not only produced a number of outstanding players during the past 41 years (under Pat Summitt until 2012-13), but UT has turned out some successful coaches as well. Currently, the list of different coaches and basketball staff members at the professional, collegiate and high school levels stands at 90 and represents 54 Lady Vol players as well as current and former assistant coaches, graduate assistants, managers, operations directors, video coordinators and directors of character development who now are serving or have served in the coaching ranks.

PROFESSIONAL RANKS

NAME	POS/YRS AT UT	CURRENT/LAST POSITION
Nancy Darsch	A/GA (78-85)	Former assistant at Seattle Storm (WNBA)
Mickie DeMoss	A (85-03, 10-12)	Former assistant at Indiana Fever (WNBA)
Danielle Donehew	BO (01-08)	Former executive VP at Atlanta Dream (WNBA)
Tanya Haave	P (80-84)	Former head coach at "Satila" Skene, Sweden
Lisa Harrison	P (89-93)	Former assistant at Phoenix Mercury (WNBA)
Carla McGhee	P (86-90)	Former WNBA Player Personnel
Carolyn Peck	A (93-95)	Former head at Orlando Miracle (WNBA)
Trish Roberts	P (76-77)	Former head at Atlanta Glory (ABL)
Amber Stocks	BO/GA (00-02)	Assistant at Los Angeles Sparks (WNBA)
Heidi VanDerveer	GA (86-88)	Former assistant at Seattle Storm (WNBA)

COLLEGE RANKS

NAME	POS/YRS AT UT	CURRENT POSITION
Jody Adams	P (89-93)	Head at Wichita State
Jane Albright	GA (81-83)	Head at Nevada-Reno
Kathy Allen Becker	GA (02-04)	Director of operations at Clemson
Debbie Ayres	GA (89-90)	Former recruiting coordinator at Stony Brook
Josh Baney	GA (12-13); V (13-14)	Former video coordinator at Tennessee
Angie Bjorklund	P (07-11)	Former graduate assistant at Idaho
Alysiyah Bond	BO (98-01)	Assistant at Wisconsin
Josh Boucher	M (12-14) V (14-Present)	Video coordinator at Tennessee
Nancy Bowman Ladd	P (73-75)	Retired head at University of the South
Al Brown	A (91-02)	Assistant at Duke
Greg Brown	A/GA (02-04)	Head at Lipscomb
Niya Butts	P (96-00)	Head at Arizona
Tasha Butts	P (00-04)	Assistant at LSU
Nikki Caldwell	P (90-94); A (03-08)	Head at LSU
Kelli Casteel Cook	P (88-92)	Former head at Maryville
Daedra Charles-Furlow	P (89-91); A (08-10); DCD (10-12)	Former dir. of character dev. at Tennessee
Shelia Collins	P (81-85)	Former head at West Georgia
Abby Conklin	P (93-97)	Former assistant at San Francisco
Tony Cross	GA (83-84)	Assistant at Murray State
Elizabeth Curry	P (06-07); GA (07-09)	Head at Graceland (Iowa)
Nancy Darsch	A/GA (78-85)	Former head at Ohio State
Mickie DeMoss	A (85-03, 10-12)	Assistant at Louisiana Tech
Rochone Dilligard	P (91-94)	Former assistant at Austin Peay
Todd Dooley	M (94-97)	Former assistant at Maryville
Dustin Edwards	V (10-11)	Former Assistant at Loyola (Chicago)
Tonya Edwards	P (86-90)	Former head at Alcorn State
Angel Elderkin	GA (06-07)	Head at Appalachian State
Kyra Elzy	P (96-01); A (12-Present)	Assistant at Tennessee
Michael Fahey	V (11-13)	Assistant at Lewis (Ill.)
Sharon Fanning-Otis	GA (75-76)	Retired head at Mississippi State
Sheila Frost Anderson	P (85-89)	Former assistant at Richmond
Alex Fuller Simmons	P (04-09)	Assistant at Mississippi
Teresa Geter	P (97-99)	Former head at Denmark Technical College
Stephanie Glance	AA/A (09-10)	Head at Columbia
Bridgette Gordon	P (85-89)	Assistant at Wichita State
Aubrey Guastalli	P (05-06)	Former assistant at Fresno Pacific
Tanya Haave	P (80-84)	Head at Metropolitan State
Kathy Harston	BO (08-12)	Sr. Assoc. A.D. at Texas
Sylvia Hatchell	GA (74-75)	Head at North Carolina
Dena Head	P (88-92)	Former Assistant at Central Connecticut State
Alicia Manning	P (08-12)	Former Assistant at John Carroll
Lea Henry Manning	P (79-83)	Head coach at Darton (Ga.)
Gwen Jackson	P (99-03)	Former head at Saint Paul's (Va.)

LADY VOL SUCCESS IN COACHING RANKS (CONTINUED)

Marlene Jeter	P (90-92)	Former head at Clinton J.C. (S.C.)
Bernitha Johnson	M (03-05)	Assistant at Louisiana Tech
Dana Johnson	P (91-95)	Former assistant at Morgan State
Kellie Jolly Harper	P (95-99)	Head at Missouri State
Cassie Kowaleski	M (08-09); GA (09-10)	Former dir. of BB operations at Illinois State
Angela Lawson	GA (89-91)	Former head at Incarnate Word
Cheryl Littlejohn	P (83-87)	Former head at Chicago State
Alicia Manning	P (08-12)	Former assistant at John Carroll
Michelle Marciniak	P (93-96)	Former assistant at South Carolina
Nikki McCray	P (91-95)	Assistant at South Carolina
Courtney McDaniel	P (00-04)	Head at Northwood (Fla.)
Calamity McEntire	M (02-03)	Assistant at Arizona
Carla McGhee	P (86-90)	Former dir. of operations at Nevada-Reno
Matthew Mitchell	GA (99-00)	Head at Kentucky
Zandra Montgomery Morris	P (77-79)	Former assistant at Lee
Loree Moore	P (01-05)	Assistant at Citrus (Calif.)
Cindy Noble Hauserman	P (78-81)	Retired head at Center
Mary Ostrowski	P (80-84)	Former assistant at Ohio State
Carolyn Peck	A (93-95)	Former head at Florida
Shalon Pillow	P (98-02)	Assistant at Middle Tennessee
Semeka Randall	P (97-01)	Head at Alabama A&M
Jill Rankin Schneider	P (79-80); GA (80-81)	Former Assistant at Texas
Bett Shelby	M (01-02)	Assistant at Maryland
Trish Roberts	P (76-77)	Head at Agnes Scott
Joy Scruggs	P (72-75)	Retired head at Emory & Henry
Amber Smith	GA (13-14)	Assistant at Louisiana Tech
Judy Southard	GA (77-78)	Retired head at Marshall
Nikki Stewart	GA (00-02)	Former director of operations at Auburn
Amber Stocks	BO/GA (00-02)	Former assistant at Xavier
Pam Tanner	GA/A (90-93)	Former head at Denver
Heidi VanDerveer	GA (86-88)	Head at UC San Diego
Holly Warlick	P (76-80); A (86-12); H (12-Present)	Head at Tennessee
Kamiko Williams	P (09-13)	Assistant at New Haven

■ HIGH SCHOOL RANKS

NAME	POS/YRS AT UT	CURRENT
Janet Allmon	GA (83-84)	Former head at Baldwin (Ga.) H.S.
Debbie Ayres	GA (89-90)	Head at California School for the Deaf
Suzanne Barbre Singleton	P (74-78)	Former head at Maryville (Tenn.) H.S.
Diane Brady	P (74-75)	Former head at McMinn Co. (Tenn.) H.S.
Cindy Brogdon	P (77-79)	Former head at Centennial (Ga.) H.S.
Daedra Charles-Furlow	P (89-91); A (08-10); DCD (10-12)	Facilities Coordinator at Northview (Ga.) H.S. Former head at West (Knoxville, Tenn.) H.S.
Abby Conklin	P (93-97)	Former head at Trinity (Ill.) H.S.
Rochone Dilligard	P (91-94)	Head at Salem (Conyers, Ga.) H.S.
Tonya Edwards	P (86-90)	Former head at Northwestern (Mich.) H.S.
Sheila Frost Anderson	P (85-89)	Head at Life Way Christian (Centerton, Ark.) School
Debbie Groover Buckner	P (77-81)	Former assistant at Woodstock (Ga.) H.S.
Karla Horton Douglas	P (84-87)	Former assistant at Maryville (Tenn.) H.S.
Gwen Jackson	P (99-03)	Head at Austin-East (Knoxville, Tenn.) H.S.
Marlene Jeter	P (90-92)	Head at Carmel Christian (Matthews, N.C.) School
Dana Johnson	P (91-95)	Athletics director at Dunbar (Baltimore, Md.) H.S.
Alicia Manning	P (08-12)	Head at Northwest (Canal Fulton, Ohio) H.S.
Dawn Marsh	P (84-88)	Former head at Duluth (Ga.) H.S.
Zandra Montgomery Morris	P (77-79)	Former head at Cleveland (Tenn.) H.S. boys team
Cindy Noble Hauserman	P (78-81)	Former head at Westfall (Williamsport, Ohio) H.S.
Pam Owens	GA (06)	Head at Nimitz (Irving, Texas) H.S.
Jill Rankin Schneider	P (79-80); GA (80-81)	Head at Monterey (Texas) H.S.
Shelley Sexton Collier	P (83-87); GA (88-89)	Head at Webb (Knoxville, Tenn.) H.S.
Sydney Smallbone	P (2007-11)	Head at Lakeshore (Stevensville, Mich.) H.S.
Pashen Thompson	P (93-97)	Former head at Philadelphia (Miss.) H.S.
Tiffany Woosley	P (91-95)	Former head at Lincoln County (Fayetteville, Tenn.) H.S.

Key: "P" indicates player; "GA" indicates graduate assistant; "A" indicates assistant; "DCD" indicates director of character development, "HC" indicates head coach, "M" indicates manager; "BO" indicates basketball operations director; "V" indicates video coordinator; "AA" indicates administrative assistant.

LADY VOL LEGENDS

Tennessee has recognized the careers of six supremely-gifted Lady Vols and a history-shattering coach with the hanging of jersey-banners from the rafters of Thompson-Boling Arena. The most recent individual added to the collection of Lady Vol legends came on Jan. 2, 2014, when a No. 3 banner honoring player Candace Parker was hoisted skyward.

Parker joined players Holly Warlick, Bridgette Gordon, Daedra Charles, Chamique Holdsclaw and Tamika Catchings, and coach Pat Summitt among those honored with a banner hanging in UT's basketball venue.



NO. 22 HOLLY WARLICK

Guard » 1976-80 » Knoxville, Tenn.

The first Tennessee athlete, either male or female, to have her jersey retired was Holly Warlick. Her uniform was retired on Feb. 18, 1980, in a ceremony after Tennessee's 89-72 win over Clemson in Stokely Athletics Center. A play-making wizard for the Lady Vols from 1976-80, Holly earned All-America honors three times. At the time of the ceremony, she held UT records for most assists in a game (14), most steals in a game (9), and most assists in a season (225).

Holly could not hang up her uniform right away. She played six more games after the retirement party. The final time she donned No. 22 was in the AIAW National Championship game when the Lady Vols fell to Old Dominion, 68-53.

During her years at Tennessee, the Lady Vols produced a 118-23 overall record, three trips to the Final Four and a first-ever SEC Tournament title. She later went on to become a member of the 1980 U.S. Olympic Team.

Now the head coach of the Lady Vols, Warlick's No. 22 banner hangs in the rafters above the court in Thompson-Boling Arena.

NO. 30 BRIDGETTE GORDON

Forward » 1985-89 » DeLand, Fla.

Ten years later, the second Lady Vol basketball jersey was retired. Bridgette Gordon returned to Thompson-Boling Arena after a stellar career at Tennessee to see her No. 30 honored during halftime of Tennessee's 76-70 win over Texas on Jan. 17, 1990.

Bridgette led the Lady Vols to a 115-21 record during her four years at UT. She was the driving force behind an NCAA-record four consecutive trips to the Final Four as well as two NCAA and two SEC Championships.

Bridgette was the first freshman ever to lead UT in scoring, and she earned co-SEC Rookie of the Year and All-SEC honors. The next year she led Tennessee to its first NCAA title, earned All-SEC honors again and was named to the All-Final Four team. She copped All-SEC honors and was named MVP of the SEC Tournament as a junior. She also earned her first of two Kodak All-America honors that year.

After earning a gold medal as a member of the 1988 U.S. Olympic basketball team, Bridgette returned to Tennessee for her senior season. She led the Lady Vols to the 1989 NCAA title and was named MVP of the Final Four. She finished her career as the all-time leading scorer in NCAA Tournament history.

Bridgette graduated in 1989 with a B.S. in political science. She was basketball's nominee for the 1989 Honda-Broderick Award, which is symbolic for women's academic and athletic achievement.



NO. 32 DAEDRA CHARLES

Center » 1988-91 » Detroit, Mich.

When Tennessee hosted the SEC-Big 10 Challenge in Dec. 28, 1991, Daedra Charles became the next Lady Vol to have her jersey retired. Charles returned to Knoxville from Como, Italy, where she was playing professional basketball with former Lady Vol teammate Bridgette Gordon. Charles came to surprise Lady Vol head coach Pat Summitt by announcing the endowment of the Pat Head Summitt Scholarship, presented by Charles, Gordon and another former Lady Vol, Lisa McGill Reagan. Summitt, who was unaware of the endowment, had planned the retirement ceremony as a surprise for Charles.

A two-time Kodak All-American at Tennessee, Daedra was the 1991 SEC Woman Athlete of the Year. She became the first player from the SEC to win the Wade Trophy, the highest honor in women's basketball. All this came after leading Tennessee to its third NCAA title in five years.

She finished her career seventh on the UT scoring list (1495), sixth in rebounding (858) and second in shots blocked (95), despite missing her freshman season as a Prop 48 student. Still, Daedra graduated in four years, earning a bachelor's degree in child and family studies.



NO. 23 CHAMIQUE HOLDSCLAW

Forward » 1995-99 » Astoria, N.Y.

During halftime of the Lady Vols' 92-88 home triumph over archrival Connecticut on Feb. 1, 2001, the collegiate career of arguably the greatest women's player to ever play the game was officially closed when Chamique Holdsclaw became just the fourth Lady Vol to have her jersey retired.

The Naismith Player of the Century and one of only six four-time Kodak All-Americans in the history of women's basketball, Holdsclaw led the Orange and White to a 131-17 overall record and an unprecedented three consecutive national championships from 1996-98, while establishing herself as the program's all-time leader in scoring (3,025 points) and rebounding (1,295).

The NCAA Tournament's most outstanding player in 1997 and 1998, Holdsclaw still holds the record for points (479 points, 21.8 ppg) and rebounds (198 rebounds, 9.0 rpg) accumulated in tournament games.

The first two-time winner of the Associated Press Player of the Year Award, Holdsclaw garnered 34 individual awards during her career, including 21 player of the year honors from a variety of organizations. In 2006, Holdsclaw was named to the NCAA 25th Anniversary Team. She was previously named to the Kodak 25th Anniversary Team in 1999.



LADY VOL LEGENDS (CONTINUED)

**NO. 24 TAMIKA CATCHINGS**

Forward » 1997-01 » Duncanville, Texas

The fifth Lady Vol jersey to be retired belonged to Tamika Catchings in a halftime ceremony on Dec. 7, 2003, against Louisiana Tech. From the moment she stepped on the court in the number 24 orange and white jersey, we knew from her contagious smile that she was a special person, and from her deadly baseline-to-baseline hustling for all 40 minutes, a truly phenomenal player.

This special six-foot, one-inch forward had the heart of a champion and could play anywhere on the court. Her UT career was shortened during her senior year when she went crashing to the floor with a torn anterior cruciate ligament in game 17 versus Mississippi State.

Her list of awards was staggering, as she captured a slew of them while being tabbed as UT's second four-time Kodak All-American. What she accomplished in the span of her collegiate career is the stuff of legend. She played in 127 games as a Lady Vol. Her assault on the record books is legendary for both scoring, with 2,113 points, and rebounding, 1,004 boards. Both marks rank her third all-time. She also finished her career second all-time in steals with 311 and blocked shots with 136. And remember, she missed half of her senior season.

Her teammates will tell you how special it was to earn a blue adidas headband after Catchings went out with the injury. Earning one meant they hustled like "Catch" would have. The Eleanor Roosevelt League for the Hard of Hearing honored her in 1998 – as a special role model for youngsters and adults with hearing impairments. Her UT academic counselors will relate stories about Catchings graduating ahead of her class in December 2000. People in the Knoxville community will tell you of the countless hours she put in with youths from all walks of life – from playgrounds to hospitals.

An WNBA All-Star for the Indiana Fever, Catchings added to her collection of accolades in the Summer of 2004 with a gold medal as a member of the USA Women's Basketball Team at the Athens Olympic Games. She also added gold medals at the 2008 and 2012 Olympiads as well.

**PAT SUMMITT**

Head Coach » 1974-2012 » Henrietta, Tenn.

The sixth woman and first non-player to be honored with a banner at Thompson-Boling Arena was Pat Summitt, who coached Tennessee for 38 years and compiled a 1,098-208 career record with the most wins in NCAA women's or men's basketball history. Summitt's banner was hoisted prior to a nationally-televised game vs. Notre Dame on Jan. 28, 2013.

The legendary Summitt directed Tennessee to eight NCAA National Championships, 31-consecutive NCAA Tournament appearances and 18 NCAA Final Fours. At the conference level, she directed her squads to 16 SEC regular-season titles and 16 SEC tournament championships, including a tourney title in her final season at the helm in 2012.

During her career, Summitt produced 21 WBCA/Kodak/State Farm All-Americans, 39 All-SEC players, 12 Olympians and 34 WNBA draft picks, including 15 first-round selections. The number she was most proud of, however, was the 100-percent graduation rate for the 122 players who completed their careers and earned degrees at Tennessee.

Collecting an incredible array of honors during her career, Summitt was named SEC Coach of the Year eight times – 1993, 1995, 1998, 2001, 2003, 2004, 2007 and 2011. She was named the 1987, 1989, 1994, 1998 and 2004 Naismith Women's College Coach of the Year and WBCA/Converse Coach of the Year in 1983 and 1995 and the IKON/WBCA Coach of the Year in 1998.

Summitt belongs to the FIBA International, Naismith Memorial, Women's Basketball, Women's Sports Foundation, Tennessee Lady Vol, Tennessee Sports, Greater Knoxville Sports, and National Association for Sports and Physical Education Hall of Fame. Her most esteemed honor, however, came on May 29, 2012, when she received the Presidential Medal of Freedom (presented by President Barack Obama) at White House.

**NO. 3 CANDACE PARKER**

Guard/Forward/Center » 2004-08 » Naperville, Ill.

The seventh woman and sixth player to be honored with a jersey retirement ceremony at Thompson-Boling Arena was Candace Parker. The 6-foot-4 Parker's banner was unveiled on Jan. 2, 2014, prior to the Lady Vols' SEC opener vs. LSU.

During her three-year playing career, Parker led the Lady Vols to a pair of NCAA Championships in 2007 and 2008, to an SEC regular-season crown in 2007 and to SEC Tournament titles in 2006 and 2008. Tennessee posted a 101-10 overall record during her time at Rocky Top and a 38-4 mark in SEC play.

Parker started 109 of her 110 career games, scoring the third-most points in school history (2,137) and pulling down the sixth-best rebounding tally at 972. She still ranks No. 2 in career double-doubles with 45 and stands tied for No. 2 in career rebounding average (8.8) and No. 4 in career scoring average (19.4).

Not the first player to dunk in the college game or even at Tennessee, Parker did make the dunk a more common occurrence in women's basketball. She was the first to dunk in an NCAA game, doing so twice vs. Army on March 19, 2006. She also set UT records for most dunks in a game (2), season (4) and career (7).

Because of her play, she has earned a plethora of awards. Among them, John R. Wooden and USBWA Player of the Year (2007, 2008), NCAA Tournament Most Outstanding Player (2007, 2008), WBCA All-American (2006, 2007, 2008), SEC Female Athlete of the Year (2008), SEC Player of the Year (2007), Coaches First-Team All-SEC (2006, 2007, 2008), CoSIDA Academic All-American (2007, 2008) and CoSIDA Academic All-American of the Year (2008).

After helping Tennessee win the 2008 NCAA title in Tampa, Fla., Parker was chosen as the first pick of that spring's WNBA Draft by the Los Angeles Sparks, earning league MVP and rookie of the year honors. She also played a key role in the U.S. women winning a gold medal at the 2008 Summer Olympics and has continued to escalate her stature in both the professional ranks and internationally.

LADY VOLS IN THE PROFESSIONAL RANKS

Until recently, there have been a limited number of opportunities for women to play basketball in the professional ranks. However, 53 Lady Vols have taken advantage of the opportunity to play past their collegiate days in overseas leagues and in the United States. In 2015, eight former Lady Vol standouts were active in the Women's National Basketball Association (WNBA) and two others sat out with injuries.

LADY VOLS CURRENTLY IN THE WNBA

VICKI BAUGH

2014-present Tulsa Shock
2012 (Drafted) Tulsa Shock

CIERRA BURDICK

2015-present Atlanta Dream
2015 (Drafted) Los Angeles Sparks

TAMIKA CATCHINGS

2001-present Indiana Fever
2012 WNBA Champion
2012 WNBA Finals MVP
2011 WNBA MVP
10-time WNBA All-Star
2010 & 2013 Kim Perrot Sportsmanship Award
2005, '06, '09, '10, '12 Defensive Player of the Yr.
2002 WNBA Rookie of the Year

ISABELLE HARRISON

2015 (Drafted) Phoenix Mercury (Injured)

GLORY JOHNSON

2012-present Tulsa Shock
2-time WNBA All-Star
2012 WNBA All-Rookie Team

KARA LAWSON

2014-present Washington Mystics
2010-13 Connecticut Sun
2003-09 Sacramento Monarchs
2013 Dawn Staley Community Assist Award
2009 & 2012 Kim Perrot Sportsmanship Award
2007 WNBA All-Star
2005 WNBA Champion

ARIEL MASSENGALE

2015 (Drafted) Atlanta Dream (Injured)

CANDACE PARKER

2008-present Los Angeles Sparks
2008 & 2013 WNBA MVP
2013 WNBA All-Star Game MVP
3-time WNBA All-Star
2008 WNBA Rookie of the Year

MICHELLE SNOW

2015 Los Angeles Sparks
2012-13 Washington Mystics
2011 Chicago Sky
2010 San Antonio Silver Stars
2009 Atlanta Dream
2002-08 Houston Comets
2005 & 2006 WNBA All-Star
2003 WNBA Most Improved Player

SHEKINNA STRICKLEN

2015-Present Connecticut Sun
2012-14 Seattle Storm

ALL-TIME LADY VOL WNBA DRAFT PICKS (36)

Year	Name	Round/Pick	Team	Year	Name	Round/Pick	Team
1997	Dena Head	Elite-1st/1st	Utah	2007	Sidney Spencer	2nd/25th	Los Angeles
1997	Daedra Charles	Elite-1st/8th	Los Angeles	2008	Candace Parker	1st/1st	Los Angeles
1999	Chamique Holdsclaw	1st/1st	Washington	2008	Alexis Hornbuckle	1st/4th	Detroit
1999	Tonya Edwards	1st/7th	Minnesota	2008	Shannon Bobbitt	2nd/15th	Los Angeles
1999	Lisa Harrison	3rd/34th	Phoenix	2008	Nicky Anosike	2nd/16th	Minnesota
1999	Carla McGhee	4th/44th	Orlando	2008	Alberta Augustine	3rd/35th	New York
1999	Kellie Jolly	4th/47th	Cleveland	2011	Angie Bjorklund	2nd/17th	Chicago
2000	Latina Davis	4th/50th	Indiana	2012	Shekinna Stricklen	1st/2nd	Seattle
2001	Tamika Catchings	1st/3rd	Indiana	2012	Glory Johnson	1st/4th	Tulsa
2001	Semeka Randall	2nd/17th	Seattle	2012	Kelley Cain	1st/7th	New York
2001	Kristen Clement	4th/63rd	Houston	2012	Vicki Baugh	3rd/25th	Tulsa
2002	Michelle Snow	1st/10th	Houston	2013	Kamiko Williams	2nd/15th	New York
2003	Kara Lawson	1st/5th	Detroit	2014	Meighan Simmons	3rd/26th	New York
2003	Gwen Jackson	1st/6th	Indiana	2015	Isabelle Harrison	1st/12th	Phoenix
2004	Ashley Robinson	2nd/14th	Phoenix	2015	Cierra Burdick	2nd/14th	Los Angeles
2004	Tasha Butts	2nd/20th	Minnesota	2015	Ariel Massengale	3rd/29th	Atlanta
2005	Loree Moore	1st/10th	New York				
2005	Shyra Ely	2nd/14th	San Antonio				
2006	Tye'sha Fluker	1st/10th	Charlotte				
2006	Shanna Zolman	2nd/16th	San Antonio				

GENERAL

STAFF

PLAYERS

REVIEW

HISTORY

FACILITIES

NCAA

SEC

RECORDS

MEDIA INFO



LADY VOLS IN THE PROFESSIONAL RANKS (CONTINUED)

▶ FORMER LADY VOL PRO PLAYERS

WNBA PLAYERS**NICKY ANOSIKE**

2012 Los Angeles Sparks
 2011 Washington Mystics
 2008-10 Minnesota Lynx
 2009 WNBA All-Star
 2008 WNBA Rookie Team

ALBERTA AUGUSTE

2008 New York Liberty

ANGIE BJORKLUND

2011 Chicago Sky

SHANNON BOBBITT

2012 Washington Mystics
 2011 Indiana Fever
 2008-09 Los Angeles Sparks

TASHA BUTTS

2006 Charlotte Sting
 2004-05 Minnesota Lynx

KELLEY CAIN

2014 Connecticut Sun
 2012 New York Liberty

DAEDRA CHARLES

1997 Los Angeles Sparks

KRISTEN CLEMENT

2001 Houston Comets

LATINA DAVIS

2000 Indiana Fever

TONYA EDWARDS

2001-02 Charlotte Sting
 2000-01 Phoenix Mercury
 1999-2000 Minnesota Lynx
 1999 WNBA All-Star

SHYRA ELY

2011 Indiana Fever
 2009 Chicago Sky
 2007-08 Seattle Storm
 2005-06 San Antonio Silver Stars

TYE'SHA FLUKER

2008 Chicago Sky
 2007 Los Angeles Sparks
 2007 Seattle Storm
 2006 Charlotte Sting

BRIDGETTE GORDON

1997-98 Sacramento Monarchs

LISA HARRISON

1999-'03, '05 Phoenix Mercury

DENA HEAD

2000-01 Phoenix Mercury
 1997-98 Utah Starzz

CHAMIGUE HOLDSCLAW

2010 San Antonio Silver Stars
 2009 Atlanta Dream
 2005-07 Los Angeles Sparks
 1999-2004 Washington Mystics
Six-time WNBA All-Star
1999 WNBA Rookie of the Year

ALEXIS HORNBUCKLE

2012-13 Phoenix Mercury
 2010-11 Minnesota Lynx
 2008-2010 Detroit/Tulsa Shock
 2011 WNBA Champions
 2008 WNBA Champions

GWEN JACKSON

2004-05 Phoenix Mercury
 2003-04 San Antonio Silver Stars
 2003 Indiana Fever (Drafted)

TIFFANI JOHNSON

2000-05 Houston Comets
 1998 Phoenix Mercury
 1998 Sacramento Monarchs

KELLIE JOLLY

1999 Cleveland Rockers

MICHELLE MARCINIAK

2001-02 Seattle Storm
 2000-01 Portland Fire

NIKKI MCCRAY

2006 Chicago Sky
 2005 San Antonio Silver Stars
 2004 Phoenix Mercury
 2002-03 Indiana Fever
 1997-2001 Washington Mystics
Three-time WNBA All-Star

CARLA MCGHEE

1999-2002 Orlando Miracle

LOREE MOORE

2005-09 New York Liberty

SEMEKA RANDALL

2002-04 San Antonio Silver Stars
 2002 Utah Starzz
 2001-02 Seattle Storm

ASHLEY ROBINSON

2013 Seattle Storm
 2012-13 Washington Mystics
 2006-11 Seattle Storm
 2006 Chicago Sky
 2004-05 Phoenix Mercury
 2010 WNBA Champions

MEIGHAN SIMMONS

2014 (Drafted) New York Liberty

SIDNEY SPENCER

2011 Phoenix Mercury
 2009-11 New York Liberty
 2007-08 Los Angeles Sparks

KAMIKO WILLIAMS

2013 New York Liberty

TIFFANY WOOSLEY

1997-98 Houston Comets
1997 & 1998 WNBA Champions

SHANNA ZOLMAN

2010 Tulsa Shock
 2006-09 San Antonio Silver Stars

ABL PLAYERS**DANA JOHNSON**

1996-97 New England Blizzard

ABBY CONKLIN

1997-98 Atlanta Glory

LATINA DAVIS

1997-98 Columbus Quest
 1996-97 Atlanta Glory

TONYA EDWARDS

1996-98 Columbus Quest

SHEILA FROST

1996-98 Portland Power

LISA HARRISON

1996-98 Columbus Quest,
 Portland Power

MICHELLE MARCINIAK

1997-98 Philadelphia Rage,
 Nashville Noise
 1996-97 Portland Power

NIKKI MCCRAY

1996-97 Columbus Quest
1997 ABL MVP

CARLA MCGHEE

1996-98 Columbus Quest,
 Nashville Noise
 Atlanta Glory

PASHEN THOMPSON

1997-98 Columbus Quest

VONDA WARD

1996-97 Colorado Xplosion

WBL PLAYERS**CINDY BROGDON (WBL)**

1979-81 St. Louis

HOLLY WARLICK (WBL)

1980-81 Nebraska Wranglers

WPBA PLAYERS**LEA HENRY (WPBA)**

1984 Houston Shamrocks

PAULA TOWNS (WPBA)

1984 Houston Shamrocks

LADY VOLS IN THE WNBA DRAFT

The Lady Vol basketball program has produced 50 professional players over the years, including 41 alumnae who went on to play in the WNBA. Of those 41 who continued their careers at the professional level in the WNBA, 16 were selected in the Draft's first round.

Tennessee has placed two or more players in the first round of the draft five times. The 2012 draft was the Lady Vols' best yet, as Shekinna Stricklen (2nd, Seattle), Glory Johnson (4th, Tulsa) and Kelley Cain (7th, New York) all went in the first round. Vicki Baugh was taken in the third round (25th overall pick) by Tulsa.

Candace Parker and Alexis Hornbuckle were taken in 2008. The Sparks chose Parker with the first overall pick. Hornbuckle followed closely behind as the Shock picked her up with the fourth selection.

Dena Head and Daedra Charles were selected first and eighth respectively in the 1997 draft. Lady Vols doubled up again in 1999, with Chamique Holdsclaw going first to the Mystics and Tonya Edwards going seventh to the Lynx. Kara Lawson and Gwen Jackson were taken with back-to-back picks in 2003, with Lawson going fifth to the Shock and Jackson going sixth to the Fever.

LADY VOLS TAKEN IN THE WNBA FIRST ROUND (16)

Player	Year	Pick	Team
Dena Head	1997 (Elite Draft)	1	Utah Starzz
Daedra Charles	1997 (Elite Draft)	8	Los Angeles Sparks
Chamique Holdsclaw	1999	1	Washington Mystics
Tonya Edwards	1999	7	Minnesota Lynx
Tamika Catchings	2001	3	Indiana Fever
Michelle Snow	2002	10	Houston Comets
Kara Lawson	2003	5	Detroit Shock
Gwen Jackson	2003	6	Indiana Fever
Loree Moore	2005	10	New York Liberty
Tye'sha Fluker	2006	10	Charlotte Sting
Candace Parker	2008	1	Los Angeles Sparks
Alexis Hornbuckle	2008	4	Detroit Shock
Shekinna Stricklen	2012	2	Seattle Storm
Glory Johnson	2012	4	Tulsa Shock
Kelley Cain	2012	7	New York Liberty
Isabelle Harrison	2015	12	Phoenix Mercury

ALL-TIME LADY VOL TEAMS

■ 1973-74 » 25-2 » 3RD AIAW REGION II

10	Sandy Carter	FR	5-6	Nashville, TN
12	Nancy Bowman	JR	5-4	Lenoir City, TN
20	Diane Brady	JR	5-2	Calhoun, TN
22	Joy Scruggs	JR	5-3	Cleveland, TN
24	Melinda Borthick	SR	5-4	Springfield, TN
30	Sue Thomas	FR	5-8	Maryville, TN
32	Jackie Watson	FR	5-8	Crossville, TN
40	Aimee Fuller	FR	5-7	Knoxville, TN
42	Jackie Dunbar	JR	5-7	Portland, TN
44	Gloria Scott	JR	5-11	Knoxville, TN
50	Maria Hohne	FR	6-2	Lewisburg, TN
52	Gail Dobson	JR	5-9	Greeneville, TN
	Sue Groves			
	Kyran Lenahan			
	Sue Schultze			

■ 1974-75 » 16-8 » STATE TOURNAMENT

10	Liza Graves	FR	G	5-5	Knoxville, TN
12	Nancy Bowman	SR	G	5-3	Lenoir City, TN
14	Janice Koehler	SO	G	5-6	Nashville, TN
20	Diane Brady	SR	G	5-2	Calhoun, TN
22	Joy Scruggs	SR	G	5-1	Cleveland, TN
24	Cindy Boggs	SR	G	5-6	Ducktown, TN
30	Sue Thomas	SO	F	5-8	Maryville, TN
32	Jackie Watson	SO	G	5-6	Crossville, TN
34	Suzanne Barbre	FR	G	5-8	Morristown, TN
40	Marcia Garner	JR	F	5-8	Maryville, TN
52	Gail Dobson	SR	C	5-10	Greeneville, TN

■ 1975-76 » 16-11 » REGIONAL TOURNAMENT

10	Liza Graves	SO	G	5-5	Knoxville, TN
12	Fonda Bondurant	FR	G	5-6	South Fulton, TN
14	Janice Koehler	JR	G	5-6	Nashville, TN
30	Sue Thomas	JR	F	5-8	Maryville, TN
32	Jackie Watson	JR	F	5-8	Crossville, TN
34	Suzanne Barbre	SO	G	5-8	Morristown, TN
40	Marcia Garner	SR	F	5-8	Maryville, TN
42	Lisa McGill	FR	C	5-9	Gatlinburg, TN
44	Jane Pemberton	FR	C	5-10	Deer Lodge, TN
52	Kathie Greene	FR	C	6-1	New Market, TN



ALL-TIME LADY VOL TEAMS (CONTINUED)

■ 1976-77 » 28-5 » 3RD AIAW NATIONAL CHAMPIONSHIPS

Starting poll position: 17th (12-8-76)
Highest 1976-77 ranking: 5th (3-16-77)
Lowest 1976-77 ranking: 19th (12-15-76)
Final 1976-77 poll position: 5th (3-16-77)
Actual AIAW finish: 3rd in nation

No.	Name	Year	Pos.	Ht.	Hometown	PPG	RPG	FG-Pct.	FT-Pct.
12	Fonda Bondurant	SO	F	5-8	South Fulton, TN	2.1	.87	.500	.792
14	Sherri Fancher	FR	G/F	5-7	Newport, TN	2.0	.86	.432	.687
20	Susie Davis	FR	F	5-8	Hohenwald, TN	2.1	1.6	.344	.476
22	*Holly Warlick	FR	F/G	5-7	Knoxville, TN	5.4	3.8	.383	.489
24	*Lisa McGill	SO	F/G	5-10	Gatlinburg, TN	8.2	6.4	.431	.708
30	*Sue Thomas	SR	F	5-8	Maryville, TN	11.3	6.1	.479	.800
32	Jackie Watson	SR	F	5-8	Crossville, TN	4.9	3.8	.405	.512
34	*Suzanne Barbre	JR	F	5-7	Morristown, TN	11.0	4.3	.486	.557
40	Kathy O'Neil	FR	C	5-11	Newport, TN	3.1	2.3	.404	.594
44	*Patricia Roberts	SR	F/C	6-1	Monroe, GA	29.9	14.2	.646	.748
52	Emily Roberts	FR	C	5-9	Sharon, TN	2.8	2.3	.443	.692

■ 1977-78 » 27-4 » #1 IN THE FINAL AP TOP 20

Starting poll position: 1st (11-25-77)
Highest 1977-78 ranking: 1st (six times)
Lowest 1977-78 ranking: 5th (12-14-77)
Final 1977-78 poll position: 1st (3-15-78)
Actual AIAW finish: Lost in South Satellite Final

No.	Name	Year	Pos.	Ht.	Hometown	PPG	RPG	FG-Pct.	FT-Pct.
12	Liza Graves	SR	G	5-5	Knoxville, TN	0.3	0.6	.300	.000
14	Sherri Fancher	SO	G	5-7	Knoxville, TN	2.1	1.0	.350	.750
15	Leanne Hance	JR	F	5-7	Morristown, TN	0.2	1.2	.400	.333
20	Susie Davis	SO	F	5-8	Hohenwald, TN	1.9	1.5	.400	.461
22	*Holly Warlick	SO	G	5-7	Knoxville, TN	6.6	2.9	.486	.531
30	*Zandra Montgomery	JR	F	5-10	Cleveland, TN	13.5	6.0	.490	.732
31	Jan Seay	JR	G	5-8	Albany, GA				
34	*Suzanne Barbre	SR	F	5-7	Morristown, TN	16.0	4.0	.504	.642
40	Kathy O'Neil	SO	C	5-11	Newport, TN	4.9	3.5	.432	.561
44	*Cindy Brogdon	JR	F	5-10	Buford, GA	21.7	7.6	.482	.864
52	*Debbie Groover	FR	C	6-0	Canton, GA	10.1	5.5	.468	.777
55	Cindy Ely	FR	C	6-1	Canton, GA	5.7	5.1	.479	.533

■ 1978-79 » 30-9 » 3RD AIAW NATIONAL CHAMPIONSHIPS

Starting poll position: 1st (11-25-78)
Highest 1978-79 ranking: 1st (three times)
Lowest 1978-79 ranking: 8th (3-6-79)
Final 1978-79 poll position: 3rd (3-20-79)
Actual AIAW finish: 3rd in nation

No.	Name	Year	Pos.	Ht.	Hometown	PPG	RPG	FG-Pct.	FT-Pct.
14	Sherri Fancher	JR	G	5-7	Newport, TN	1.1	1.0	.250	.566
20	Susie Davis	JR	F	5-8	Hohenwald, TN	0.7	1.3	.290	.400
22	*Holly Warlick	JR	G	5-7	Knoxville, TN	6.4	3.9	.438	.690
24	Lisa McGill	JR	F	5-10	Gatlinburg, TN	1.4	1.0	.333	.533
30	Zandra Montgomery	SR	F	5-10	Cleveland, TN	6.8	3.7	.470	.630
31	Jerilynn Harper	FR	C	6-1	Jefferson City, TN	9.9	4.6	.560	.730
32	*Cindy Noble	SO	C	6-5	Clarksburg, OH	12.8	6.2	.582	.760
34	Susan Clower	FR	G	5-8	Kingston, TN	2.1	1.0	.357	.620
40	*Kathy O'Neil	JR	F	5-11	Newport, TN	6.8	4.2	.486	.650
44	*Cindy Brogdon	SR	F	5-10	Buford, GA	20.1	4.7	.497	.813
52	*Debbie Groover	SO	C	6-0	Canton, GA	12.1	8.7	.520	.820
55	Cindy Ely	SO	C	6-1	Canton, GA	7.0	6.7	.480	.606

* - Designates Starter

ALL-TIME LADY VOL TEAMS (CONTINUED)

■ 1979-80 » 33-5 » SEC CHAMPIONS/SEC TOURNAMENT CHAMPIONS/ 2ND AIAW CHAMPIONSHIPS

Starting poll position: 4th (11-25-79)
Highest 1979-80 ranking: 2nd (3-18-80)
Lowest 1979-80 ranking: 6th (1-29-80)
Final 1979-80 poll position: 2nd (3-18-80)
Actual AIAW finish: 2nd in nation

No.	Name	Year	Pos.	Ht.	Hometown	PPG	RPG	FG-Pct.	FT-Pct.
13	*Jill Rankin	SR	C	6-3	Phillips, TX	19.2	7.3	.552	.802
22	*Holly Warlick	SR	G	5-7	Knoxville, TN	6.9	3.3	.429	.590
24	Becky Clark	FR	G	5-8	Memphis, TN				
32	*Cindy Noble	JR	C	6-5	Clarksburg, OH	17.8	7.6	.678	.796
34	Susan Clower	SO	G	5-9	Kingston, TN	3.4	2.1	.333	.853
40	Kathy O'Neil	SR	F	5-11	Newport, TN	5.5	3.8	.415	.602
42	Susan Foulds	JR	F	5-11	Annandale, VA	1.6	1.6	.333	.500
44	*Lea Henry	FR	G	5-4	Damascus, GA	8.6	2.0	.460	.470
51	Bev Curtis	FR	F	6-0	Acworth, GA				
52	*Debbie Groover	JR	F	6-0	Canton, GA	11.5	7.1	.524	.743
55	Cindy Ely	JR	C	6-1	Canton, GA	3.2	3.6	.369	.640

■ 1980-81 » 25-6 » 2ND AIAW CHAMPIONSHIPS

Starting poll position: 3rd (11-25-80)
Highest 1980-81 ranking: 2nd (twice)
Lowest 1980-81 ranking: 11th (2-3-81)
Final 1980-81 poll position: 2nd (3-26-81)
Actual AIAW finish: 2nd in nation

No.	Name	Year	Pos.	Ht.	Hometown	PPG	RPG	FG-Pct.	FT-Pct.
13	Susan Foulds	SR	F	5-11	Annandale, VA	0.5	0.4	.400	.000
14	*Mary Ostrowski	FR	F/C	6-2	Parkersburg, WV	11.4	7.0	.537	.730
20	Pat Hatmaker	FR	G	5-8	Knoxville, TN	2.5	1.1	.354	.689
23	Mina Todd	FR	G	5-10	Murray, KY				
24	Tanya Haave	FR	F/C	6-2	Evergreen, CO	8.3	3.5	.527	.829
32	*Cindy Noble	SR	C	6-5	Clarksburg, OH	14.6	7.4	.597	.738
34	*Susan Clower	JR	G	5-9	Kingston, TN	4.3	2.3	.401	.778
40	Lynne Collins	FR	F	6-0	Blacksburg, VA	4.0	2.5	.449	.658
44	*Lea Henry	SO	G	5-4	Damascus, GA	10.6	2.2	.514	.651
51	Paula Towns	FR	F	6-1	Fort Valley, GA	1.7	2.5	.344	.642
52	*Debbie Groover	SR	F	6-0	Canton, GA	11.5	5.7	.457	.747
55	Cindy Ely	SR	C	6-2	Canton, GA	4.6	3.6	.510	.741

■ 1981-82 » 22-10 » 3RD NCAA CHAMPIONSHIPS

Starting poll position: 2nd (11-18-81)
Highest 1981-82 ranking: 2nd (11-18-81)
Lowest 1981-82 ranking: NR (1-10-82/1-31-82)
Final 1981-82 poll position: 4th (3-27-82)
Actual NCAA finish: 3rd in nation

No.	Name	Year	Pos.	Ht.	Hometown	PPG	RPG	FG-Pct.	FT-Pct.
14	*Mary Ostrowski	SO	F	6-2	Parkersburg, WV	16.4	9.1	.527	.724
20	Gina Bozeman	FR	G	5-6	Sylvester, GA				
24	Pat Hatmaker	SO	G	5-8	Knoxville, TN	1.5	0.7	.454	.700
30	*Shelia Collins	FR	G/F	5-9	Colbert, GA	14.2	6.4	.458	.586
34	Susan Clower	SR	G	5-9	Kingston, GA	1.6	1.5	.278	.727
35	Linda Ray	FR	F	5-9	Norris, TN				
40	Lynne Collins	SO	F	6-0	Blacksburg, VA	3.2	2.2	.486	.167
44	*Lea Henry	JR	G	5-4	Damascus, GA	7.3	1.3	.414	.615
45	*Tanya Haave	SO	F	6-2	Evergreen, CO	15.7	7.4	.581	.920
51	Sonya Cannon	FR	F	5-8	Maryville, TN				
52	Tammy Larkey	FR	C	6-5	Gray, TN	4.5	4.1	.500	.667
55	*Paula Towns	SO	C	6-1	Fort Valley, GA	11.4	6.3	.580	.708

GENERAL

STAFF

PLAYERS

REVIEW

HISTORY

FACILITIES

NCAA

SEC

RECORDS

MEDIA INFO



ALL-TIME LADY VOL TEAMS (CONTINUED)

■ 1982-83 » 25-8 » 2ND NCAA MIDEAST REGIONALS

Starting poll position: 4th (11-18-82)

Highest 1982-83 ranking: 4th (2-13-83)

Lowest 1982-83 ranking: 12th (1-2-83)

Final 1982-83 poll position: 10th (3-18-83)

Actual NCAA finish: Lost in Mideast Regional Final

No.	Name	Year	Pos.	Ht.	Hometown	PPG	RPG	FG-Pct.	FT-Pct.
10	Pam Marr	FR	G	5-6	Winter Park, FL	1.7	1.0	.380	.767
14	*Mary Ostrowski	JR	F	6-2	Parkersburg, WV	13.5	7.7	.586	.702
24	*Pat Hatmaker	JR	G	5-8	Knoxville, TN	5.9	2.2	.434	.785
30	Shelia Collins	SO	G/F	5-9	Colbert, GA	8.5	3.2	.500	.689
35	Linda Ray	SO	F	5-9	Norris, TN	1.7	1.1	.428	.600
40	Lynne Collins	JR	F	6-0	Blacksburg, VA	6.9	3.7	.624	.690
42	Pam Cook	FR	G	5-7	Duluth, GA	3.8	2.2	.513	.667
44	*Lea Henry	SR	G	5-4	Damascus, GA	7.5	1.9	.471	.723
45	*Tanya Haave	JR	F	6-2	Evergreen, CO	18.6	7.5	.506	.839
50	Karen Morton	FR	C	6-3	Lake City, TN	11.7	5.5	.556	.812
51	Sonya Cannon	SO	F	5-8	Maryville, TN	1.6	0.2	.384	.500
52	Tammy Larkey	SO	C	6-5	Gray, TN				
55	*Paula Towns	JR	C	6-1	Fort Valley, GA	11.1	7.4	.528	.656

■ 1983-84 » 23-10 » 2ND NCAA CHAMPIONSHIPS

Starting poll position: 5th (11-18-83)

Highest 1983-84 ranking: 5th (11-27-83)

Lowest 1983-84 ranking: 15th (3-11-84)

Final 1983-84 poll position: 15th (3-11-84)

Actual NCAA finish: 2nd in nation

No.	Name	Year	Pos.	Ht.	Hometown	PPG	RPG	FG-Pct.	FT-Pct.
10	Pam Marr	SO	G	5-6	Winter Park, FL	2.2	0.5	.372	.607
14	*Mary Ostrowski	SR	F	6-2	Parkersburg, WV	17.8	9.2	.523	.806
15	Kristie Snyder	SO	G	5-6	Knoxville, TN	0.0	0.0	.000	.000
23	Shelley Sexton	FR	G	5-7	Lake City, TN	0.3	0.4	.000	.000
24	*Pat Hatmaker	SR	G	5-8	Knoxville, TN	3.7	1.3	.372	.607
30	*Shelia Collins	JR	G	5-9	Colbert, GA	11.6	3.8	.440	.642
34	Lisa Webb	FR	G	5-9	Milledgeville, GA	2.0	0.9	.500	.400
35	Linda Ray	JR	F	5-9	Norris, TN				
40	Lynne Collins	SR	F	6-0	Blacksburg, VA	5.4	3.1	.491	.461
42	Valerie Freeman	FR	F	5-11	Milledgeville, GA	1.0	1.0	.285	.142
44	Cheryl Littlejohn	FR	C	6-3	Gastonia, NC	1.9	0.6	.636	.375
45	*Tanya Haave	SR	F	6-2	Evergreen, CO	16.3	6.2	.543	.730
51	Sonya Cannon	JR	F	5-8	Maryville, TN	0.0	1.0	.000	.000
53	Amy Gamble	FR	F	5-10	Glendale, WV	0.5	1.3	.153	.000
55	*Paula Towns	SR	C	6-1	Fort Valley, GA	9.4	7.8	.532	.758

■ 1984-85 » 22-10 » SEC CHAMPIONS/SEC TOURNAMENT CHAMPIONS/
3RD NCAA MIDEAST REGIONAL

Starting poll position: 14th (11-18-84)

Highest 1984-85 ranking: 12th (11-26-84)

Lowest 1984-85 ranking: NR (12-16-84/2-10-85)

Final 1984-85 poll position: 13th (3-10-85)

Actual NCAA finish: Lost in Mideast Regional Semifinal

No.	Name	Year	Pos.	Ht.	Hometown	PPG	RPG	FG-Pct.	FT-Pct.
4	*Dawn Marsh	FR	G	5-6	Alcoa, TN	5.9	1.4	.496	.856
10	Pam Marr	JR	G	5-6	Winter Park, FL	2.5	1.3	.415	.170
11	*Kathy Spinks	FR	F	6-2	Forest Hills, KY	3.2	2.5	.379	.620
14	Sherry Bostic	FR	F	5-11	LaFollette, TN	1.4	1.3	.250	.857
23	*Shelley Sexton	SO	G	5-7	Lake City, TN	8.1	2.3	.462	.623
30	*Shelia Collins	SR	G	5-9	Colbert, GA	18.2	9.4	.438	.788
32	Jennifer Tuggle	FR	F	6-2	Etowah, TN	5.8	3.3	.496	.889
34	Lisa Webb	SO	F	5-9	Milledgeville, GA	11.6	6.0	.506	.636
35	Linda Ray	SR	F	5-9	Norris, TN	0.0	1.0	.000	.000
42	Valerie Freeman	SO	F	6-0	Milledgeville, GA	11.9	5.7	.494	.622
44	Cheryl Littlejohn	SO	C	6-3	Gastonia, NC	1.4	1.7	.512	.684
51	Sonya Cannon	SR	F	5-8	Maryville, TN	0.2	0.5	.000	.500
53	Amy Gamble	SO	F	5-10	Glendale, WV				
55	*Karla Horton	FR	C	6-2	Kershaw, SC	7.7	7.2	.487	.667

ALL-TIME LADY VOL TEAMS (CONTINUED)

■ 1985-86 » 24-10 » 3RD NCAA CHAMPIONSHIPS

Starting poll position: 9th (11-12-85)
Highest 1985-86 ranking: 9th (11-12-85)
Lowest 1985-86 ranking: 15th (3-9-86)
Final 1985-86 poll position: 15th (3-9-86)
Actual NCAA finish: 3rd in nation

No.	Name	Year	Pos.	Ht.	Hometown	PPG	RPG	FG-Pct.	FT-Pct.
4	*Dawn Marsh	SO	G	5-6	Alcoa, TN	5.7	1.9	.411	.683
10	Pam Marr	SR	G	5-6	Winter Park, FL	1.7	0.9	.309	.647
11	Kathy Spinks	SO	C	6-2	Forest Hills, KY	5.7	3.6	.469	.588
12	*Sheila Frost	FR	C	6-4	Pulaski, TN	12.2	9.4	.580	.525
14	Sherry Bostic	SO	G/F	5-11	LaFollette, TN	4.5	2.4	.510	.711
23	*Shelley Sexton	JR	G	5-7	Lake City, TN	12.2	3.3	.487	.644
30	*Bridgette Gordon	FR	F	6-0	DeLand, FL	14.2	6.2	.480	.633
32	Jennifer Tuggle	SO	F	6-2	Etowah, TN	4.2	1.4	.563	.600
34	Lisa Webb	JR	F/C	5-9	Milledgeville, GA				
35	Melissa McCray	FR	G/F	5-10	Johnson City, TN	7.3	2.7	.512	.755
42	Valerie Freeman	JR	F	6-0	Milledgeville, GA				
44	Cheryl Littlejohn	JR	C	6-3	Gastonia, NC	3.1	1.8	.494	.633
51	Lesia Cecil	FR	G	5-2	Helenwood, TN	0.8	0.3	.500	.333
55	*Karla Horton	SO	C	6-2	Kershaw, SC	10.7	9.2	.497	.594

■ 1986-87 » 28-6 » NCAA NATIONAL CHAMPIONS

Starting poll position: 3rd (11-18-86)
Highest 1986-87 ranking: 1st (three times)
Lowest 1986-87 ranking: 9th (2-16-87)
Final 1986-87 poll position: 7th (3-10-87)
Actual NCAA finish: NCAA CHAMPIONS

No.	Name	Year	Pos.	Ht.	Hometown	PPG	RPG	FG-Pct.	FT-Pct.
4	*Dawn Marsh	JR	G	5-6	Alcoa, TN	5.2	1.6	.484	.723
11	Kathy Spinks	JR	F/C	6-2	Forest Hills, KY	4.1	2.7	.455	.532
12	*Sheila Frost	SO	C	6-4	Pulaski, TN	11.3	6.4	.590	.598
14	Gay Townson	JR	F	5-9	Loudon, TN	0.8	0.2	.500	1.000
23	*Shelley Sexton	SR	G	5-7	Lake City, TN	8.2	2.8	.459	.689
24	Carla McGhee	FR	F	6-3	Peoria, IL	4.3	3.3	.474	.688
30	*Bridgette Gordon	SO	F	6-0	DeLand, FL	16.4	6.8	.484	.719
32	Jennifer Tuggle	RS-SO	F	6-2	Etowah, TN	2.5	1.1	.468	.571
33	Tonya Edwards	FR	G	5-10	Flint, MI	8.9	2.7	.432	.788
34	Lisa Webb	JR	F	5-9	Milledgeville, GA	4.5	2.2	.467	.769
35	Melissa McCray	SO	G/F	5-10	Johnson City, TN	5.5	2.2	.438	.743
40	Sabrina Mott	FR	G	5-9	Brentwood, TN	0.7	0.4	.000	.700
44	Cheryl Littlejohn	SR	C	6-3	Gastonia, NC	1.9	1.3	.467	.692
55	*Karla Horton	JR	F/C	6-2	Kershaw, SC	9.8	6.8	.459	.717

■ 1987-88 » 31-3 » SEC TOURNAMENT CHAMPIONS/3RD NCAA CHAMPIONSHIPS

Starting poll position: 1st (11-23-87)
Highest 1987-88 ranking: 1st (three times)
Lowest 1987-88 ranking: 4th (2-8-88)
Final 1987-88 poll position: 1st (3-14-88)
Actual NCAA finish: 3rd in nation

No.	Name	Year	Pos.	Ht.	Hometown	PPG	RPG	FG-Pct.	FT-Pct.
4	*Dawn Marsh	SR	G	5-6	Alcoa, TN	5.7	1.9	.511	.853
11	Kathy Spinks	SR	C	6-2	Forest Hills, KY	5.5	3.1	.594	.683
12	*Sheila Frost	JR	C	6-4	Pulaski, TN	14.6	7.9	.615	.645
14	Gay Townson	JR	F	5-9	Loudon, TN				
23	Kris Durham	FR	G	5-8	Dunellen, NJ	6.5	1.4	.497	.734
24	Carla McGhee	SO	F	6-3	Peoria, IL				
30	*Bridgette Gordon	JR	F	6-0	DeLand, FL	20.8	6.8	.541	.702
32	Jennifer Tuggle	JR	F	6-2	Etowah, TN	6.0	2.8	.490	.765
33	Tonya Edwards	SO	G	5-10	Flint, MI	12.9	4.9	.456	.742
34	*Lisa Webb	SR	F	5-9	Milledgeville, GA	9.5	7.3	.477	.750
35	*Melissa McCray	JR	G/F	5-10	Morristown, TN	5.9	2.8	.401	.714
42	Pearl Moore	FR	F	6-2	Harriman, TN	4.6	3.5	.549	.487

GENERAL
 STAFF
 PLAYERS
 REVIEW
 HISTORY
 FACILITIES
 NCAA
 SEC
 RECORDS
 MEDIA INFO



ALL-TIME LADY VOL TEAMS (CONTINUED)

■ 1988-89 » 35-2 » SEC TOURNAMENT CHAMPIONS/NCAA NATIONAL CHAMPIONS

Starting poll position: 1st (11-21-88)

Highest 1988-89 ranking: 1st (11-21-88/1-2-89, 3-13-89)

Lowest 1988-89 ranking: 3rd (2-13-89)

Final 1988-89 poll position: 1st (3-13-89)

Actual NCAA finish: NCAA CHAMPIONS

No.	Name	Year	Pos.	Ht.	Hometown	PPG	RPG	FG-Pct.	FT-Pct.
5	Regina Clark	FR	G	5-8	Saginaw, MI	5.2	2.2	.449	.682
11	*Dena Head	FR	G	5-10	Canton, MI	6.5	3.0	.443	.747
12	*Sheila Frost	SR	C	6-4	Pulaski, TN	13.7	6.7	.578	.678
23	Kris Durham	SO	G	5-8	Dunellen, NJ				
24	*Carla McGhee	SO	C/F	6-3	Peoria, IL	5.3	5.4	.528	.506
30	*Bridgette Gordon	SR	F	6-0	DeLand, FL	20.4	7.0	.535	.697
32	Daedra Charles	SO	C	6-3	Detroit, MI	9.8	6.7	.539	.567
33	Tonya Edwards	JR	G	5-10	Flint, MI	9.7	3.0	.452	.797
34	Kelli Casteel	FR	F	6-2	Maryville, TN	3.8	1.9	.698	.633
35	*Melissa McCray	SR	G	5-10	Morristown, TN	6.4	3.1	.413	.788
42	Pearl Moore	SO	C	6-2	Harriman, TN				
50	Debbie Scott	FR	F	6-1	Gallatin, TN	4.5	1.8	.486	.565
52	Debbie Hawhee	FR	F	6-1	Greeneville, TN	2.6	1.4	.404	.730

■ 1989-90 » 27-6 » SEC CHAMPIONS/2ND NCAA EAST REGIONAL

Starting poll position: 2nd (11-20-89)

Highest 1989-90 ranking: 1st (11-27/12-4-89)

Lowest 1989-90 ranking: 7th (12-24-89)

Final 1989-90 poll position: 4th (3-12-90)

Actual NCAA finish: Lost in East Regional Final

No.	Name	Year	Pos.	Ht.	Hometown	PPG	RPG	FG-Pct.	FT-Pct.
3	Jody Adams	FR	G	5-4	Cleveland, TN	6.4	1.7	.384	.831
5	Regina Clark	SO	G	5-8	Saginaw, MI	3.0	1.4	.385	.529
11	*Dena Head	SO	G	5-10	Canton, MI	11.4	5.3	.451	.723
21	Lisa Harrison	FR	F	6-0	Louisville, KY	7.7	4.8	.467	.631
24	*Carla McGhee	JR	F/C	6-3	Peoria, IL	9.0	6.8	.484	.691
32	*Daedra Charles	JR	C	6-3	Detroit, MI	15.9	8.7	.551	.561
33	*Tonya Edwards	SR	G	5-10	Flint, MI	11.3	3.2	.426	.761
34	Kelli Casteel	SO	C	6-2	Maryville, TN	5.4	2.7	.528	.644
42	Pearl Moore	SO	C	6-2	Harriman, TN	1.1	1.9	.333	.500
44	Melissa Smith	FR	F/C	6-2	Schofield, WI	1.4	1.2	.368	.500
50	*Debbie Scott	SO	F	6-0	Gallatin, TN	5.0	2.0	.468	.654
52	Debbie Hawhee	SO	F	6-1	Greeneville, TN	4.0	1.9	.535	.742

■ 1990-91 » 30-5 » NCAA NATIONAL CHAMPIONS

Starting poll position: 6th (11-19-90)

Highest 1990-91 ranking: 2nd (1-15-91)

Lowest 1990-91 ranking: 10th (12-11-90)

Final 1990-91 poll position: 4th (3-12-91)

Actual NCAA finish: NCAA CHAMPIONS

No.	Name	Year	Pos.	Ht.	Hometown	PPG	RPG	FG-Pct.	FT-Pct.
3	*Jody Adams	SO	G	5-4	Cleveland, TN	8.5	2.3	.460	.769
5	Regina Clark	JR	G	5-8	Saginaw, MI	3.0	0.9	.390	.656
11	*Dena Head	JR	G	5-10	Canton, MI	13.1	5.7	.505	.713
15	Marlene Jeter	SO	C	6-0	Carlisle, SC	3.7	2.4	.414	.606
20	Peggy Evans	FR	C	6-0	Detroit, MI	8.5	5.7	.537	.744
21	*Lisa Harrison	SO	F	6-0	Louisville, KY	7.6	5.7	.397	.508
32	*Daedra Charles	SR	C	6-3	Detroit, MI	17.3	9.2	.561	.585
33	Nikki Caldwell	FR	G	5-10	Oak Ridge, TN	8.6	1.6	.393	.657
34	*Kelli Casteel	JR	C	6-2	Maryville, TN	7.9	4.1	.525	.672
50	Tamara Carver	FR	G	5-6	Cosby, TN	1.0	0.3	.500	.000
52	Debbie Hawhee	JR	F	6-1	Greeneville, TN	3.0	1.9	.404	.548

ALL-TIME LADY VOL TEAMS (CONTINUED)

■ 1991-92 » 28-3 » SEC TOURNAMENT CHAMPIONS/3RD NCAA MIDEAST REGIONAL

Starting poll position: 1st (11-19-91)
Highest 1991-92 ranking: 1st (four times)
Lowest 1991-92 ranking: 4th (2-3-92)
Final 1991-92 poll position: 2nd (3-16-92)
Actual NCAA finish: Lost in Mideast Regional Semifinal

No.	Name	Year	Pos.	Ht.	Hometown	PPG	RPG	FG-Pct.	FT-Pct.
3	*Jody Adams	JR	G	5-5	Cleveland, TN	5.6	1.4	.426	.833
5	Regina Clark	SR	G	5-9	Saginaw, MI	2.3	0.6	.303	.619
10	Tiffany Woosley	FR	G	5-6	Tullahoma, TN	8.9	2.1	.424	.794
11	*Dena Head	SR	G	5-11	Canton, MI	13.7	5.2	.487	.716
15	Marlene Jeter	JR	F/C	5-11	Carlisle, SC	2.0	1.5	.250	.857
20	*Peggy Evans	SO	F	6-0	Detroit, MI	14.8	6.5	.531	.573
21	Lisa Harrison	JR	F	6-0	Louisville, KY	5.6	5.2	.393	.727
23	*Nikki McCray	SO	F	5-11	Collierville, TN	6.9	3.7	.500	.736
24	Vonda Ward	FR	C	6-6	Northfield, OH	5.5	3.8	.491	.652
33	Nikki Caldwell	SO	G	5-11	Oak Ridge, TN	3.7	2.2	.314	.659
34	*Kelli Casteel	SR	C	6-2	Maryville, TN	8.8	4.7	.511	.700
42	Rochone Dilligard	FR	F/C	6-1	Lebanon, TN	2.1	1.4	.500	.417
52	Debbie Hawhee	SR	F	6-1	Greeneville, TN	1.9	1.6	.310	.800
53	Dana Johnson	FR	C	6-2	Baltimore, MD	7.8	5.6	.479	.576

■ 1992-93 » 29-3 » SEC CHAMPIONS/2ND NCAA MIDEAST REGIONAL

Starting poll position: 2nd (11-30-92)
Highest 1992-93 ranking: 1st (nine times)
Lowest 1992-93 ranking: 2nd (3-16-93)
Final 1992-93 poll position: 2nd (3-16-93)
Actual NCAA finish: Lost in Mideast Regional Final

No.	Name	Year	Pos.	Ht.	Hometown	PPG	RPG	FG-Pct.	FT-Pct.
3	Jody Adams	SR	G	5-5	Cleveland, TN	3.6	0.8	.357	.500
5	Latina Davis	FR	G	5-6	Winchester, TN	6.0	3.1	.362	.740
10	*Tiffany Woosley	SO	G	5-6	Shelbyville, TN	11.5	2.4	.370	.827
20	*Peggy Evans	JR	C	6-0	Detroit, MI	11.4	6.2	.463	.639
21	*Lisa Harrison	SR	F	6-0	Louisville, KY	10.0	9.4	.468	.621
23	*Nikki McCray	JR	F	5-11	Collierville, TN	14.9	4.5	.465	.722
24	*Vonda Ward	SO	C	6-6	Northfield, OH	8.9	7.8	.449	.678
33	Nikki Caldwell	JR	G	5-11	Oak Ridge, TN	5.3	2.3	.322	.722
42	Rochone Dilligard	SO	F/C	6-1	Lebanon, TN	2.2	2.1	.500	.455
44	Michelle Johnson	FR	F	6-0	Shelbyville, TN	1.5	1.4	.250	.706
53	Dana Johnson	SO	C	6-2	Baltimore, MD	10.9	5.7	.534	.587

■ 1993-94 » 31-2 » SEC CHAMPIONS/SEC TOURNAMENT CHAMPIONS/3RD NCAA MIDEAST REGIONAL

Starting poll position: 1st (11-16-93)
Highest 1993-94 ranking: 1st (14 times)
Lowest 1993-94 ranking: 2nd (three times)
Final 1993-94 poll position: 1st (3-14-94)
Actual NCAA finish: Lost in Mideast Regional Semifinal

No.	Name	Year	Pos.	Ht.	Hometown	PPG	RPG	FG-Pct.	FT-Pct.
3	Michelle Marciniak	SO	G	5-9	Macungie, PA	6.2	1.8	.405	.688
5	Latina Davis	SO	G	5-6	Winchester, TN	7.7	3.5	.485	.879
10	*Tiffany Woosley	JR	G	5-6	Shelbyville, TN	11.9	2.0	.453	.880
23	*Nikki McCray	JR	F	5-11	Collierville, TN	16.3	7.0	.506	.703
24	*Vonda Ward	JR	C	6-6	Northfield, OH	8.4	6.5	.438	.703
25	Tanika Smith	FR	G	5-8	Knoxville, TN	0.7	1.2	.278	.647
33	*Nikki Caldwell	SR	G	5-11	Oak Ridge, TN	5.7	2.8	.345	.743
42	Rochone Dilligard	JR	F/C	6-1	Lebanon, TN	2.5	1.6	.424	.645
44	Pashen Thompson	FR	F	6-1	Philadelphia, MS	5.8	5.6	.441	.733
52	Abby Conklin	FR	F	6-3	Charlestown, IN	4.8	2.3	.496	.775
53	*Dana Johnson	JR	C	6-2	Baltimore, MD	13.8	7.3	.546	.637

GENERAL

STAFF

PLAYERS

REVIEW

HISTORY

FACILITIES

NCAA

SEC

RECORDS

MEDIA INFO



ALL-TIME LADY VOL TEAMS (CONTINUED)

■ 1994-95 » 34-3 » SEC CHAMPIONS/2ND NCAA CHAMPIONSHIPS

Starting poll position: 1st (11-21-94)

Highest 1994-95 ranking: 1st (8 times)

Lowest 1994-95 ranking: 3rd (one time)

Final 1994-95 poll position: 3rd (3-13-95)

Actual NCAA finish: 2nd in nation

No.	Name	Year	Pos.	Ht.	Hometown	PPG	RPG	FG-Pct.	FT-Pct.
00	Michelle Johnson	JR	F	6-0	Shelbyville, TN	3.9	3.5	.454	.706
3	*Michelle Marciniak	JR	G	5-9	Macungie, PA	10.8	2.7	.444	.729
4	Tiffani Johnson	FR	C	6-4	Charlotte, NC	9.0	6.5	.512	.741
5	*Latina Davis	JR	G	5-6	Winchester, TN	10.4	4.4	.444	.802
10	Tiffany Woosley	SR	G	5-6	Shelbyville, TN	7.4	2.6	.308	.556
11	Laurie Milligan	FR	G	5-8	Tigard, OR	2.9	1.0	.353	.661
23	*Nikki McCray	SR	F	5-11	Collierville, TN	15.2	5.9	.492	.680
24	Vonda Ward	SR	C	6-6	Northfield, OH	3.9	4.0	.458	.662
25	Tanika Smith	SO	G	5-8	Knoxville, TN	1.0	0.4	.353	.667
31	Brynae Laxton	FR	F	6-0	Oneida, TN				
44	*Pashen Thompson	SO	F	6-1	Philadelphia, MS	6.2	5.5	.578	.839
52	Abby Conklin	SO	F	6-3	Charlestown, IN	5.9	2.9	.355	.882
53	*Dana Johnson	SR	C	6-2	Baltimore, MD	15.6	7.8	.616	.717

■ 1995-96 » 32-4 » SEC TOURNAMENT CHAMPIONS/NCAA NATIONAL CHAMPIONS

Starting poll position: 6th (11-19-95)

Highest 1995-96 ranking: 2nd (twice)

Lowest 1995-96 ranking: 6th (three times)

Final 1995-96 poll position: 4th (3-11-96)

Actual NCAA finish: NCAA CHAMPIONS

No.	Name	Year	Pos.	Ht.	Hometown	PPG	RPG	FG-Pct.	FT-Pct.
3	*Michelle Marciniak	SR	G	5-9	Macungie, PA	11.6	3.0	.439	.795
4	Tiffani Johnson	SO	C	6-4	Charlotte, NC	7.5	6.3	.487	.618
5	*Latina Davis	SR	G	5-6	Winchester, TN	12.5	4.9	.499	.709
10	Kim Smallwood	FR	F/C	5-10	Richmond, TX	2.1	1.4	.432	.550
11	Laurie Milligan	SO	G	5-8	Tigard, OR	1.7	0.7	.375	.640
13	Misty Greene	FR	G/F	5-9	Decatur, TN	0.9	0.5	.192	.000
14	Kellie Jolly	FR	G	5-10	Sparta, TN	4.2	1.2	.431	.694
23	*Chamique Holdsclaw	FR	F/C	6-2	Astoria, NY	16.2	9.1	.468	.713
31	Brynae Laxton	FR	F	6-0	Oneida, TN	4.2	2.6	.359	.704
44	*Pashen Thompson	JR	C	6-1	Philadelphia, MS	9.1	7.2	.527	.711
52	*Abby Conklin	JR	F	6-3	Charlestown, IN	11.6	5.5	.453	.712

■ 1996-97 » 29-10 » NCAA NATIONAL CHAMPIONS

Starting poll position: 4th (11-11-96)

Highest 1996-97 ranking: 3rd (11-18-96)

Lowest 1996-97 ranking: 11th (3-3-97)

Final 1996-97 poll position: 10th (3-10-97)

Actual NCAA finish: NCAA CHAMPIONS

No.	Name	Year	Pos.	Ht.	Hometown	PPG	RPG	FG-Pct.	FT-Pct.
3	Niya Butts	FR	G	6-0	Americus, GA	2.5	1.3	.406	.676
4	Tiffani Johnson	JR	C	6-4	Charlotte, NC	10.0	7.4	.532	.705
5	*Kyra Elzy	FR	G/F	6-1	LaGrange, KY	5.8	3.5	.363	.569
11	Laurie Milligan	JR	G	5-8	Tigard, OR	8.3	2.3	.359	.868
13	Misty Greene	SO	G/F	5-9	Decatur, TN	5.8	1.4	.385	.839
14	*Kellie Jolly	SO	G	5-10	Sparta, TN	8.4	1.9	.409	.750
23	*Chamique Holdsclaw	SO	F	6-2	Astoria, NY	16.2	9.4	.498	.667
31	Brynae Laxton	SO	F	6-0	Oneida, TN	2.9	2.1	.344	.526
34	LaShonda Stephens	FR	C	6-3	Woodstock, GA	2.4	1.5	.380	.696
44	*Pashen Thompson	SR	C	6-1	Philadelphia, MS	8.1	6.5	.522	.758
52	*Abby Conklin	SR	F	6-3	Charlestown, IN	11.7	4.8	.439	.835

ALL-TIME LADY VOL TEAMS (CONTINUED)

■ 1997-98 » 39-0 » SEC CHAMPIONS/SEC TOURNAMENT CHAMPIONS/ NCAA NATIONAL CHAMPIONS

Starting poll position: 1st (11-10-97)
Highest 1997-98 ranking: 1st (all 18 polls)
Lowest 1997-98 ranking: 1st (all 18 polls)
Final 1997-98 poll position: 1st (3-9-98)
Actual NCAA finish: NCAA CHAMPIONS

No.	Name	Year	Pos.	Ht.	Hometown	PPG	RPG	FG-Pct.	FT-Pct.
3	Niya Butts	SO	G	6-0	Americus, GA	1.8	1.1	.415	.457
5	Kyra Elzy	SO	G/F	6-1	LaGrange, KY	7.0	4.0	.408	.686
11	Laurie Milligan	SR	G	5-8	Tigard, OR	2.0	0.4	.429	.571
13	Misty Greene	JR	G/F	5-9	Decatur, TN	2.0	1.2	.289	.857
14	*Kellie Jolly	JR	G	5-10	Sparta, TN	7.6	2.3	.463	.843
21	*Semeka Randall	FR	G	5-10	Cleveland, OH	15.9	5.3	.487	.728
23	*Chamique Holdscraw	JR	F	6-2	Astoria, NY	23.5	8.4	.546	.765
24	*Tamika Catchings	FR	F	6-1	Duncanville, TX	18.2	8.0	.537	.760
31	Brynae Laxton	JR	F	6-0	Oneida, TN	1.2	1.9	.279	.400
33	Kristen "Ace" Clement	FR	G	5-11	Broomall, PA	5.6	2.2	.421	.644
34	*LaShonda Stephens	SO	C	6-3	Woodstock, GA	4.0	3.4	.308	.587
40	Teresa Geter	FR	C	6-3	Columbia, SC	6.3	4.8	.547	.623

■ 1998-99 » 31-3 » SEC CHAMPIONS/SEC TOURNAMENT CHAMPIONS/ 2ND NCAA EAST REGIONAL

Starting poll position: 1st (11-9-98)
Highest 1998-99 ranking: 1st (seven times)
Lowest 1998-99 ranking: 4th (11-16-98)
Final 1998-99 poll position: 2nd (3-8-99)
Actual NCAA finish: Lost in East Regional Final

No.	Name	Year	Pos.	Ht.	Hometown	PPG	RPG	FG-Pct.	FT-Pct.
00	*Michelle Snow	FR	C	6-5	Pensacola, FL	8.5	6.4	.600	.519
3	Niya Butts	JR	F	6-0	Americus, GA	2.9	1.4	.615	.595
5	Kyra Elzy	JR	G/F	6-1	LaGrange, KY				
11	Amanda Canon	FR	G	5-11	Shelbyville, TN	0.7	0.4	.188	.600
14	*Kellie Jolly	SR	G	5-10	Sparta, TN	7.5	2.3	.449	.704
21	*Semeka Randall	SO	G	5-10	Cleveland, OH	14.1	4.8	.512	.590
23	*Chamique Holdscraw	SR	F	6-2	Astoria, NY	21.3	8.1	.519	.707
24	*Tamika Catchings	SO	F	6-1	Duncanville, TX	16.6	7.3	.512	.775
31	Sarah Edwards	FR	F	5-11	Sevierville, TN	2.3	0.6	.684	.727
33	Kristen "Ace" Clement	SO	G	5-11	Broomall, PA	7.6	2.0	.461	.688
40	Teresa Geter	SO	C	6-3	Columbia, SC	5.9	4.7	.453	.816
50	Shalon Pillow	FR	C	6-3	Addyston, OH	3.0	1.7	.640	.519

■ 1999-00 » 33-4 » SEC CHAMPIONS/SEC TOURNAMENT CHAMPIONS/ 2ND NCAA CHAMPIONSHIPS

Starting poll position: 2nd (11-9-99)
Highest 1999-2000 ranking: 2nd (fourteen times)
Lowest 1999-2000 ranking: 5th (two times)
Final 1999-2000 poll position: 2nd (3-13-2000)
Actual NCAA finish: 2nd in nation

No.	Name	Year	Pos.	Ht.	Hometown	PPG	RPG	FG-Pct.	FT-Pct.
00	*Michelle Snow	SO	C	6-5	Pensacola, FL	11.8	6.3	.555	.629
3	Niya Butts	SR	F	6-0	Americus, GA	2.1	1.0	.846	.500
5	Kyra Elzy	SR*	G-F	6-1	LaGrange, KY	3.1	2.6	.367	.492
10	April McDivitt	FR	G	5-7	Connersville, IN	4.6	1.2	.397	.723
11	Amanda Canon	SO	F	5-11	Shelbyville, TN	1.0	0.1	.500	.750
12	Tasheika Morris	FR	F	6-0	Huntsville, AL	2.2	0.8	.353	.600
13	Gwen Jackson	FR	C-F	6-2	Eufaula, AL	5.5	4.5	.458	.637
20	*Kara Lawson	FR	G-F	5-9	Alexandria, VA	13.6	4.1	.458	.817
21	*Semeka Randall	JR	G	5-10	Cleveland, OH	14.0	5.3	.418	.785
24	*Tamika Catchings	JR	F	6-1	Duncanville, TX	15.7	7.9	.475	.767
31	Sarah Edwards	SO	G	5-11	Sevierville, TN	1.2	0.2	.231	1.000
33	*Kristen "Ace" Clement	JR	G	5-11	Broomall, PA	5.6	3.0	.356	.620
34	LaShonda Stephens	SR*	C	6-3	Woodstock, GA	1.0	0.9	.286	.429
50	Shalon Pillow	SO	C	6-3	Addyston, OH	2.6	1.7	.596	.600



ALL-TIME LADY VOL TEAMS (CONTINUED)

■ 2000-01 » 31-3 » SEC CHAMPIONS/3RD NCAA MIDEAST REGIONAL

Starting poll position: 2nd (11-6-00)

Highest 2000-01 ranking: 1st (two times)

Lowest 2000-01 ranking: 3rd (four times)

Final 2000-01 poll position: 3rd (3-11-2000)

Actual NCAA finish: Lost in Mideast Regional Semifinal

No.	Name	Year	Pos.	Ht.	Hometown	PPG	RPG	FG-Pct.	FT-Pct.
00	*Michelle Snow	JR	C	6-5	Pensacola, FL	11.1	6.8	.572	.608
3	Tasha Butts	FR	G	5-11	Milledgeville, GA	4.7	2.0	.427	.766
4	LaToya Davis	FR	F	6-0	Forsyth, GA	2.9	1.5	.383	.455
5	Kyra Elzy	RS-SR	G-F	6-1	LaGrange, KY	2.0	1.7	.435	.571
10	April McDivitt	SO	G	5-7	Connersville, IN	5.4	1.6	.432	.794
11	Amanda Canon	JR	F	5-11	Shelbyville, TN	1.5	0.1	.200	.900
13	Gwen Jackson	SO	C-F	6-2	Eufaula, AL	11.7	6.3	.486	.788
20	*Kara Lawson	SO	G-F	5-9	Alexandria, VA	11.4	3.5	.433	.857
21	*Semeka Randall	SR	G	5-10	Cleveland, OH	10.3	5.0	.417	.713
24	*Tamika Catchings	SR	F	6-1	Duncanville, TX	15.2	8.8	.477	.806
31	Sarah Edwards	JR	G	5-11	Sevierville, TN	0.3	0.1	.500	.000
33	*Kristen "Ace" Clement	SR	G	5-11	Broomall, PA	4.5	2.4	.385	.643
42	Courtney McDaniel	FR	C-F	6-1	Bristol, TN	3.3	2.2	.571	.615
43	Ashley Robinson	FR	C	6-5	Grand Prairie, TX	8.9	5.3	.492	.515
50	Shalon Pillow	JR	C	6-3	Addyston, OH	3.0	1.8	.537	.692

■ 2001-02 » 29-5 » SEC CHAMPIONS/3RD NCAA CHAMPIONSHIPS

Starting poll position: 2nd (11-5-01)

Highest 2001-02 ranking: 2nd (12 times)

Lowest 2001-02 ranking: 6th (two times)

Final 2001-02 poll position: 6th (3-11-2002)

Actual NCAA finish: 3rd in nation

No.	Name	Year	Pos.	Ht.	Hometown	PPG	RPG	FG-Pct.	FT-Pct.
00	*Michelle Snow	SR	C	6-5	Pensacola, FL	12.3	6.5	.503	.753
3	Tasha Butts	SO	G	5-11	Milledgeville, GA	4.3	3.0	.294	.745
4	LaToya Davis	SO	F	6-0	Forsyth, GA	3.9	1.9	.440	.667
10	*April McDivitt	JR	G	5-7	Connersville, IN	4.9	1.6	.405	.692
11	Amanda Canon	SR	F	5-11	Shelbyville, TN	0.2	1.0	.000	.333
13	*Gwen Jackson	JR	F	6-2	Eufaula, AL	10.5	6.2	.471	.800
14	Michelle Muñoz	FR	F	6-1	Mason, OH	3.7	2.0	.581	.806
20	*Kara Lawson	JR	G	5-9	Alexandria, VA	15.1	4.9	.466	.835
21	Loree Moore	FR	G	5-9	Carson, CA	5.7	2.7	.467	.694
25	Brittany Jackson	FR	G-F	6-0	Cleveland, TN	6.5	2.1	.392	.745
33	Ashley Robinson	SO	C	6-5	Grand Prairie, TX	4.7	2.6	.382	.529
42	Courtney McDaniel	SO	C-F	6-1	Bristol, TN	3.3	3.0	.402	.618
43	*Shyra Ely	FR	F	6-2	Indianapolis, IN	9.3	5.4	.490	.585
50	Shalon Pillow	SR	C	6-3	Addyston, OH	2.0	0.8	.545	.688

■ 2002-03 » 33-5 » SEC CHAMPIONS/2ND NCAA CHAMPIONSHIPS

Starting poll position: 2nd (11-11-02)

Highest 2002-03 ranking: 2nd (two times)

Lowest 2002-03 ranking: 5th (four times)

Final 2002-03 poll position: 4th (3-17-03)

Actual NCAA finish: 2nd in nation

No.	Name	Year	Pos.	Ht.	Hometown	PPG	RPG	FG-Pct.	FT-Pct.
3	*Tasha Butts	JR	G	5-11	Milledgeville, GA	6.3	4.8	.355	.795
4	LaToya Davis	JR	F	6-0	Forsyth, GA	2.2	1.7	.467	.692
5	Shanna Zolman	FR	G	5-10	Syracuse, IN	7.5	2.1	.419	.892
13	*Gwen Jackson	SR	F	6-2	Eufaula, AL	16.1	6.2	.572	.756
20	*Kara Lawson	SR	G	5-8	Alexandria, VA	14.4	4.9	.469	.884
21	*Loree Moore	SO	G	5-9	Lakewood, CA	6.4	3.4	.470	.612
25	Brittany Jackson	SO	F	6-0	Cleveland, TN	5.7	1.4	.356	.736
33	*Ashley Robinson	JR	C	6-5	Grand Prairie, TX	5.8	5.4	.418	.392
42	Courtney McDaniel	JR	F	6-1	Bristol, TN	4.3	3.0	.594	.724
43	Shyra Ely	SO	F	6-2	Indianapolis, IN	9.8	6.6	.495	.713
50	Tye'sha Fluker	FR	C	6-5	Pasadena, CA	3.1	2.5	.400	.571

ALL-TIME LADY VOL TEAMS (CONTINUED)

■ 2003-04 » 31-4 » SEC CHAMPIONS/2ND NCAA CHAMPIONSHIPS

Starting poll position: 4th (11-3-03)
Highest 2003-04 ranking: 1st (two times)
Lowest 2003-04 ranking: 5th (four times)
Final 2003-04 poll position: 2nd (3-29-04)
Actual NCAA finish: 2nd in nation

No.	Name	Year	Pos.	Ht.	Hometown	PPG	RPG	FG-Pct.	FT-Pct.
1	Sidney Spencer	FR	F	6-3	Hoover, AL	5.5	3.5	.436	.786
3	*Tasha Butts	SR	G	5-11	Milledgeville, GA	10.4	5.4	.408	.818
4	*LaToya Davis	SR	F	6-0	Forsyth, GA	5.1	3.2	.463	.794
5	*Shanna Zolman	SO	G	5-10	Syracuse, IN	12.3	2.8	.437	.957
13	Dominique Redding	FR	F	6-1	Clearwater, FL	1.9	0.9	.429	.500
21	Loree Moore	JR	G	5-9	Lakewood, CA	7.9	5.5	.460	.529
25	Brittany Jackson	JR	F	6-0	Cleveland, TN	7.3	1.9	.393	.824
33	*Ashley Robinson	SR	C	6-5	Grand Prairie, TX	8.1	6.4	.486	.396
42	Courtney McDaniel	SR	F	6-1	Bristol, TN	2.3	2.2	.462	.765
43	*Shyra Ely	JR	F	6-2	Indianapolis, IN	14.5	8.0	.481	.678
50	Tye'sha Fluker	SO	C	6-5	Pasadena, CA	5.4	3.1	.484	.630

■ 2004-05 » 30-5 » SEC TOURNAMENT CHAMPIONS/3RD NCAA CHAMPIONSHIPS

Starting poll position: 1st (11-8-04)
Highest 2004-05 ranking: 1st (four times)
Lowest 2004-05 ranking: 10th (1-3-05)
Final 2004-05 poll position: 3rd (3-28-05)
Actual NCAA finish: 3rd in nation

No.	Name	Year	Pos.	Ht.	Hometown	PPG	RPG	FG-Pct.	FT-Pct.
1	Sidney Spencer	SO	F	6-3	Hoover, AL	5.2	4.0	.392	.800
3	Candace Parker	FR	F	6-4	Naperville, IL				
5	*Shanna Zolman	JR	G	5-10	Syracuse, IN	12.5	2.3	.441	.862
12	Abby Canon	FR	G	5-10	Shelbyville, TN	0.0	0.1	.000	.000
13	Dominique Redding	SO	F	6-1	Clearwater, FL	4.0	1.6	.412	.816
14	*Alexis Hornbuckle	FR	G	5-11	Charleston, WV	8.6	5.4	.444	.606
15	Sa'de Wiley-Gatewood	FR	G	5-9	Pomona, CA	3.9	1.5	.366	.917
21	*Loree Moore	SR	G	5-9	Lakewood, CA	5.1	4.6	.337	.742
25	Brittany Jackson	SR	F	6-0	Cleveland, TN	8.3	2.1	.342	.810
31	Aubrey Guastalli	SR	G	5-6	Westwood, MA	0.0	0.1	.000	.000
33	Sybil Dosty	FR	C	6-3	Tucson, AZ	2.5	2.4	.565	.444
43	*Shyra Ely	SR	F	6-2	Indianapolis, IN	14.4	7.0	.456	.723
44	Alex Fuller	FR	F	6-3	Shelbyville, TN				
50	Tye'sha Fluker	JR	C	6-5	Pasadena, CA	7.4	5.4	.461	.641
55	*Nicky Anosike	FR	C	6-4	Staten Island, NY	6.7	6.1	.368	.657

■ 2005-06 » 31-5 » SEC TOURNAMENT CHAMPIONS/ 2ND NCAA CLEVELAND REGIONAL

Starting poll position: 2nd
Highest 2005-06 ranking: 1st (nine times)
Lowest 2005-06 ranking: 8th (2-27-06)
Final 2005-06 poll position: 6th (3-20-06)
Actual NCAA finish: Lost in Cleveland Regional Final

No.	Name	Year	Pos.	Ht.	Hometown	PPG	RPG	FG-Pct.	FT-Pct.
1	*Sidney Spencer	JR	F	6-3	Hoover, AL	9.4	3.4	.458	.925
3	*Candace Parker	RS-FR	F	6-4	Naperville, IL	17.3	8.3	.522	.729
5	*Shanna Zolman	JR	G	5-10	Syracuse, IN	15.4	2.9	.433	.944
13	Dominique Redding	JR	F	6-1	Clearwater, FL	3.7	1.3	.362	.600
14	*Alexis Hornbuckle	SO	G	5-11	Charleston, WV	9.9	5.3	.418	.745
15	Sa'de Wiley-Gatewood	SO	G	5-9	Pomona, CA	8.0	2.6	.333	.846
21	Lindsey Moss	FR	G	6-1	Alpharetta, GA	2.0	0.7	.352	.333
33	Sybil Dosty	SO	C	6-3	Tucson, AZ	2.9	2.9	.615	.548
44	Alex Fuller	RS-FR	F	6-3	Shelbyville, TN	2.1	2.0	.455	.733
50	Tye'sha Fluker	SR	C	6-5	Pasadena, CA	9.3	4.9	.532	.654
55	*Nicky Anosike	SO	C	6-4	Staten Island, NY	7.1	5.4	.510	.712

*left team Dec. 19, 2005

GENERAL

STAFF

PLAYERS

REVIEW

HISTORY

FACILITIES

NCAA

SEC

RECORDS

MEDIA INFO



ALL-TIME LADY VOL TEAMS (CONTINUED)

■ 2006-07 » 34-3 » SEC CHAMPIONS/NCAA NATIONAL CHAMPIONS

Starting poll position: 5th

Highest 2006-07 ranking: 2nd (twice)

Lowest 2006-07 ranking: 6th (12-4-06)

Final 2006-07 poll position: 3rd (3-12-07)

Actual NCAA finish: NCAA CHAMPIONS

No.	Name	Year	Pos.	Ht.	Hometown	PPG	RPG	FG-Pct.	FT-Pct.
00	*Shannon Bobbitt	JR	G	5-2	Manhattan, NY	8.7	1.6	.370	.790
1	*Sidney Spencer	SR	F	6-3	Hoover, AL	11.6	4.2	.421	.900
2	Cait McMahan	FR	G	5-4	Maryville, TN	2.4	1.2	.327	.444
3	*Candace Parker	SO	G/F/C	6-4	Naperville, IL	19.6	9.8	.529	.716
10	Elizabeth Curry	SR	G	5-6	New Virginia, IA	0.4	0.0	.200	.667
13	Dominique Redding	SR	F	6-1	Clearwater, FL	3.5	1.4	.364	.813
14	*Alexis Hornbuckle	JR	G	5-11	Charleston, WV	10.2	5.1	.440	.731
33	Alberta Auguste	JR	G/F	5-11	Marrero, LA	5.0	2.3	.434	.671
34	Nicci Moats	FR	F	6-2	Daleville, VA	0.8	0.9	.286	.300
44	Alex Fuller	SO	F/C	6-3	Shelbyville, TN	6.0	4.1	.497	.776
55	*Nicky Anosike	JR	F/C	6-4	Staten Island, NY	7.5	6.2	.427	.600

■ 2007-08 » 36-2 » SEC TOURNAMENT CHAMPIONS/NCAA NATIONAL CHAMPIONS

Starting poll position: 1st

Highest 2007-08 ranking: 1st (seven times)

Lowest 2007-08 ranking: 3rd (seven times)

Final 2007-08 poll position: 3rd (3-18-08)

Actual NCAA finish: NCAA CHAMPIONS

No.	Name	Year	Pos.	Ht.	Hometown	PPG	RPG	FG-Pct.	FT-Pct.
00	*Shannon Bobbitt	SR	G	5-2	Manhattan, NY	9.9	2.9	.404	.810
2	Cait McMahan	SO	G	5-4	Maryville, TN				
3	*Candace Parker	JR	F/G/C	6-4	Naperville, IL	21.3	8.5	.536	.698
5	*Angie Bjorklund	FR	F/G	6-0	Spokane Valley, WA	8.4	3.2	.386	.870
14	*Alexis Hornbuckle	SR	G	5-11	Charleston, WV	9.9	5.5	.443	.671
20	Sydney Smallbone	FR	G	5-10	Granger, IN	2.9	1.1	.314	.302
21	Vicki Baugh	FR	F/C	6-4	Sacramento, CA	5.3	4.0	.552	.778
33	Alberta Auguste	SR	G/F	5-11	Marrero, LA	5.3	2.9	.368	.622
44	Alex Fuller	JR	F/C	6-3	Shelbyville, TN	6.1	3.1	.473	.744
52	Kelley Cain	FR	C	6-6	Atlanta, GA				
55	*Nicky Anosike	SR	F/C	6-4	Staten Island, NY	8.8	7.3	.456	.625

■ 2008-09 » 22-11 » NCAA FIRST ROUND

Starting poll position: 5th

Highest 2008-09 ranking: 5th (11-17-08)

Lowest 2008-09 ranking: 19th (3-2-09)

Final 2008-09 poll position: 18th (3-16-09)

Actual NCAA finish: Lost in First Round

No.	Name	Year	Pos.	Ht.	Hometown	PPG	RPG	FG-Pct.	FT-Pct.
1	Briana Bass	FR	G	5-2	Indianapolis, IN	3.9	1.3	.298	.761
2	Cait McMahan	RS-SO	G	5-4	Maryville, TN	4.4	1.3	.412	.786
5	*Angie Bjorklund	SO	G/F	6-0	Spokane Valley, WA	12.3	3.0	.382	.792
10	Amber Gray	FR	F	6-1	West Chester, OH	2.7	1.9	.459	.714
15	Alicia Manning	FR	F	6-1	Woodstock, GA	3.5	2.6	.402	.594
20	Sydney Smallbone	SO	G	5-10	Granger, IN	3.1	1.0	.344	.833
21	Vicki Baugh	SO	F	6-4	Sacramento, CA	6.5	7.3	.456	.613
25	*Glory Johnson	FR	F	6-3	Knoxville, TN	10.2	7.2	.404	.616
33	Alyssia Brewer	FR	F	6-3	Sapulpa, OK	5.9	4.3	.410	.608
40	*Shekinna Stricklen	FR	G/F	6-2	Morrilton, AR	13.3	5.9	.390	.761
44	*Alex Fuller	SR	F/C	6-3	Shelbyville, TN	7.5	5.9	.432	.754
52	*Kelley Cain	RS-FR	C	6-6	Atlanta, GA	8.2	5.3	.618	.418

ALL-TIME LADY VOL TEAMS (CONTINUED)

■ 2009-10 » 32-3 » SEC CHAMPIONS/SEC TOURNAMENT CHAMPIONS/ 3RD NCAA MEMPHIS REGIONAL

Starting poll position: 6th (11-16-09)
Highest 2009-10 ranking: 3rd (twice)
Lowest 2009-10 ranking: 6th (three times)
Final 2009-10 poll position: 3rd (3-15-10)
Actual NCAA finish: Lost in Memphis Regional Semifinal

No.	Name	Year	Pos.	Ht.	Hometown	PPG	RPG	FG-Pct.	FT-Pct.
1	Briana Bass	SO	G	5-2	Indianapolis, IN	1.2	0.7	.262	.889
4	Kamiko Williams	FR	G	5-11	Clarksville, TN	4.0	1.9	.423	.741
5	*Angie Bjorklund	JR	G/F	6-0	Spokane Valley, WA	13.9	2.7	.417	.744
10	Amber Gray	SO	F	6-1	West Chester, OH				
13	Taber Spani	FR	G	6-1	Lee's Summit, MO	5.8	2.7	.413	.757
15	*Alicia Manning	SO	F	6-1	Woodstock, GA	5.4	5.1	.435	.655
20	Sydney Smallbone	JR	G	5-10	Granger, IN	2.3	0.6	.405	.800
21	Vicki Baugh	JR	F	6-4	Sacramento, CA				
25	Glory Johnson	SO	F	6-3	Knoxville, TN	10.1	7.7	.458	.648
33	*Alyssia Brewer	SO	F	6-3	Sapulpa, OK	10.2	5.9	.538	.593
34	Faith Dupree	FR	F/C	6-3	Knoxville, TN				
40	*Shekinna Stricklen	SO	G/F	6-2	Morrilton, AR	12.7	6.1	.440	.824
52	*Kelley Cain	RS-SO	C	6-6	Atlanta, GA	10.5	7.7	.607	.417

■ 2010-11 » 34-3 » SEC CHAMPIONS/SEC TOURNAMENT CHAMPIONS/ 3RD NCAA DAYTON REGIONAL

Starting poll position: 4th (11-1-10)
Highest 2010-11 ranking: 4th (12 weeks)
Lowest 2010-11 ranking: 9th (11-29-10)
Final 2010-11 poll position: 4th (3-7-11)
Actual NCAA finish: Lost in Dayton Regional Final

No.	Name	Year	Pos.	Ht.	Hometown	PPG	RPG	FG-Pct.	FT-Pct.
1	Briana Bass	JR	G	5-2	Indianapolis, IN	1.0	0.5	.240	.875
4	Kamiko Williams	SO	G	5-11	Clarksville, TN	6.8	3.2	.465	.700
5	*Angie Bjorklund	SR	G/F	6-0	Spokane Valley, WA	10.3	2.6	.435	.760
10	Meighan Simmons	FR	G	5-9	Cibolo, TX	13.5	2.7	.418	.740
12	Lauren Avant	FR	G	5-9	Memphis, TN	2.6	1.3	.394	.568
13	Taber Spani	SO	G	6-1	Lee's Summit, MO	8.0	4.1	.432	.800
15	*Alicia Manning	JR	F	6-1	Woodstock, GA	4.9	4.1	.478	.768
20	Sydney Smallbone	SR	G	5-10	Granger, IN	1.4	0.8	.357	.750
21	Vicki Baugh	RS-JR	F	6-4	Sacramento, CA	3.6	3.2	.493	.760
25	Glory Johnson	JR	F	6-3	Knoxville, TN	12.0	9.7	.534	.586
33	*Alyssia Brewer	JR	F	6-3	Sapulpa, OK	2.9	2.6	.411	.458
40	*Shekinna Stricklen	JR	G/F	6-2	Morrilton, AR	12.8	7.3	.489	.757
52	*Kelley Cain	RS-JR	C	6-6	Atlanta, GA	7.0	5.4	.594	.474

■ 2011-12 » 27-9 » SEC TOURNAMENT CHAMPIONS/ 2ND NCAA DES MOINES REGIONAL

Starting poll position: 3rd (10-31-11)
Highest 2011-12 ranking: 3rd (3 weeks)
Lowest 2011-12 ranking: 13th (2-13 & 2-27-12)
Final 2011-12 poll position: 9th (3-5-12)
Actual NCAA finish: Lost in Des Moines Regional Final

No.	Name	Year	Pos.	Ht.	Hometown	PPG	RPG	FG-Pct.	FT-Pct.
1	*Briana Bass	SR	G	5-2	Indianapolis, IN	2.0	0.6	.316	.857
4	Kamiko Williams	JR	G	5-11	Clarksville, TN	2.8	1.8	.413	.909
5	Ariel Massengale	FR	PG	5-6	Bolingbrook, IL	7.4	2.3	.387	.776
10	Meighan Simmons	SO	G	5-9	Cibolo, TX	11.1	2.3	.375	.735
11	Cierra Burdick	FR	F	6-2	Charlotte, NC	4.6	2.8	.463	.761
13	Taber Spani	JR	G	6-1	Lee's Summit, MO	6.6	2.6	.372	.767
15	*Alicia Manning	SR	F	6-1	Woodstock, GA	3.9	3.9	.414	.680
20	Isabelle Harrison	FR	F/C	6-3	Nashville, TN	3.3	2.7	.367	.621
21	*Vicki Baugh	RS-SR	F/C	6-4	Sacramento, CA	7.5	6.7	.577	.708
25	*Glory Johnson	SR	F	6-3	Knoxville, TN	14.2	9.9	.538	.636
40	*Shekinna Stricklen	SR	G/F	6-2	Morrilton, AR	15.4	6.6	.434	.737

GENERAL

STAFF

PLAYERS

REVIEW

HISTORY

FACILITIES

NCAA

SEC

RECORDS

MEDIA INFO



ALL-TIME LADY VOL TEAMS (CONTINUED)

■ 2012-13 » 27-8 » SEC CHAMPIONS/2ND NCAA OKLAHOMA CITY REGIONAL

Starting poll position: 20th (11-5-12)
Highest 2012-13 ranking: 8th (2-25-13)
Lowest 2012-13 ranking: 24th (11-12-12)
Final 2012-13 poll position: 10th (3-18-13)
Actual NCAA finish: Lost in Oklahoma City Regional Final

No.	Name	Year	Pos.	Ht.	Hometown	PPG	RPG	FG-Pct.	FT-Pct.
1	Jasmine Phillips	SO	G	5-10	Hartsville, SC	1.9	0.9	.429	.833
2	Jasmine Jones	FR	F	6-2	Madison, AL	4.7	3.9	.445	.596
4	*Kamiko Williams	SR	G	5-11	Clarksville, TN	7.4	4.2	.505	.700
5	*Ariel Massengale	SO	PG	5-6	Bolingbrook, IL	7.9	2.6	.371	.778
10	*Meighan Simmons	JR	G	5-9	Cibolo, TX	16.8	3.6	.412	.851
11	Cierra Burdick	SO	F	6-2	Charlotte, NC	8.4	6.6	.453	.766
12	*Bashaara Graves	FR	F/C	6-2	Clarksville, TN	13.2	8.0	.522	.701
13	*Taber Spani	SR	G/F	6-1	Lee's Summit, MO	11.1	4.5	.446	.855
14	Andraya Carter	FR	G	5-9	Flowery Branch, GA	5.3	1.6	.367	.900
20	Isabelle Harrison	SO	C	6-3	Nashville, TN	9.5	7.5	.485	.698
21	Nia Moore	FR	C	6-3	Chicago, IL	2.8	1.9	.413	.944

■ 2013-14 » 29-6 » SEC TOURNAMENT CHAMPIONS/
3RD NCAA LOUISVILLE REGIONAL

Starting poll position: 4th (11-4-13)
Highest 2013-14 ranking: 3rd (11-18-13)
Lowest 2013-14 ranking: 12th (1-13-14)
Final 2013-14 poll position: 3rd (3-17-14)
Actual NCAA finish: Lost in Louisville Regional Semifinal

No.	Name	Year	Pos.	Ht.	Hometown	PPG	RPG	FG-Pct.	FT-Pct.
0	Jordan Reynolds	FR	G	5-11	Portland, OR	3.8	1.9	.380	.783
1	Nia Moore	SO	C	6-3	Chicago, IL	2.3	2.1	.500	.769
2	Jasmine Jones	SO	F	6-2	Madison, AL	4.8	3.5	.358	.655
4	Jannah Tucker	FR	G	6-0	Baltimore, MD				
5	*Ariel Massengale	JR	PG	5-7	Bolingbrook, IL	12.5	3.2	.385	.838
10	*Meighan Simmons	SR	G	5-9	Cibolo, TX	16.5	2.7	.416	.832
11	*Cierra Burdick	JR	F	6-2	Charlotte, NC	8.7	7.3	.393	.759
12	*Bashaara Graves	SO	F	6-2	Clarksville, TN	9.3	6.8	.535	.689
14	Andraya Carter	R-FR	G	5-9	Flowery Branch, GA	6.9	2.7	.457	.692
20	*Isabelle Harrison	JR	C	6-3	Nashville, TN	13.6	9.3	.577	.669
21	Mercedes Russell	FR	C	6-6	Springfield, OR	6.3	5.0	.596	.514

■ 2014-15 » 30-6 » SEC CHAMPIONS/2ND NCAA SPOKANE REGIONAL

Starting poll position: 4th (11-10-14)
Highest 2014-15 ranking: 4th (11-10-14)
Lowest 2014-15 ranking: 14th (12-1-14)
Final 2014-15 poll position: 6th (3-16-15)
Actual NCAA finish: Lost in Spokane Regional Final

No.	Name	Year	Pos.	Ht.	Hometown	PPG	RPG	FG-Pct.	FT-Pct.
0	*Jordan Reynolds	SO	G	5-11	Portland, OR	7.3	3.6	.375	.794
1	Nia Moore	JR	C	6-3	Chicago, IL	4.7	2.9	.564	.633
2	Jasmine Jones	JR	F	6-2	Madison, AL	9.4	4.6	.431	.625
4	Jannah Tucker	R-FR	G	6-0	Baltimore, MD	0.0	0.5	.000	.000
5	Ariel Massengale	SR	PG	5-7	Bolingbrook, IL	11.5	2.6	.377	.860
10	Diamond DeShields	SO	G	6-1	Norcross, GA				
11	*Cierra Burdick	SR	F	6-2	Charlotte, NC	11.0	7.6	.437	.825
12	*Bashaara Graves	JR	F	6-2	Clarksville, TN	10.6	7.0	.504	.740
13	Kortney Dunbar	JR	G/F	6-2	Edwardsville, IL	3.1	1.4	.442	.333
14	*Andraya Carter	R-SO	G	5-9	Flowery Branch, GA	7.7	3.1	.389	.679
20	*Isabelle Harrison	SR	C	6-3	Nashville, TN	12.2	8.6	.471	.644
21	Mercedes Russell	SO	C	6-6	Springfield, OR				
31	Jaime Nared	FR	G/F	6-2	Portland, OR	5.2	3.5	.377	.831
33	Alexa Middleton	FR	G	5-9	Murfreesboro, TN	3.8	1.5	.366	.714

* - Designates Starter



NATIONAL CHAMPIONS
2007

NATIONAL CHAMPIONS
1998

NATIONAL CHAMPIONS
1997

T
TENNIS
TOURNAMENT
CHAMPIONS
1936
1941
1942
1943
1973

1936
1941
1942
1943
1973

1936
1941
1942
1943
1973

1936
1941
1942
1943
1973

1936
1941
1942
1943
1973

1936
1941
1942
1943
1973

WITH THE HOPPER dish NEVER MISS A TIP-OFF WITH THE HOPPER dish PROUD SUPPORTER OF THE LADY VOLS dish NEVER MISS A TIP-OFF WITH THE HOPPER dish PROUD SUPPORTER OF THE LADY VOLS

INSTANT REPLAY
TENNESSEE
TENNESSEE
19-10

FACILITIES



THOMPSON-BOLING ARENA

The Thompson-Boling Assembly Center and Arena is one of the largest on-campus arenas in the country and a very tough place for visitors to win. The Lady Vols own a 402-28 (.935) record at the facility through 28 years entering the 2015-16 season.

A mammoth structure located on the banks of the Tennessee River, it was named for B. Ray Thompson and retired UT President Edward J. Boling. The building is 448 feet long and 310 feet wide. It contains more than 411,000 square feet of floor space and more than 17 million cubic feet of space.

Following renovations in 2007, Thompson-Boling Arena has an official seating capacity of 21,678. As part of a \$19 million renovation of the arena prior to the 2007-08 season, 32 luxury suites were added to the existing north balcony along with a loge area just below the suites that included 166 side court seats. A \$3 million center-hung scoreboard, new black seats and several concourse refurbishments also were part of the renovation.

The enormous facility houses the Tennessee women's and men's basketball offices. The UT Ticket Office is located on the Phillip Fulmer Way level on the west end of the building.

A continuous-ring concourse encircles the building, permitting entrance to eight restrooms, six concession areas and 32 portals that lead to the arena. The playing floor level provides access to team dressing rooms, the press room and storage rooms. The distance from the playing floor to the roof is 120 feet, the equivalent of a 12-story building. The structure contains 142,000 square feet of roof area, which is approximately three and one-quarter acres.

In recent years, UT women's basketball has enjoyed a number of lengthy home winning streaks. On Dec. 28, 2003, Texas snapped a 24-game run that dated back to the 2001-02 season. A previous streak of 26 consecutive wins in the home confines ended on Jan. 5, 2002, with an 86-72 loss to Connecticut. The Lady Vols broke the NCAA homecourt winning streak record with 69 consecutive victories before Connecticut spoiled the streak with a 59-53 win in game number 70 on Jan. 6, 1996. Tennessee claimed 64 straight

home SEC victories before third-ranked LSU snapped the streak with a 72-69 victory - its first ever in Knoxville - on Feb. 9, 2006. The Lady Vols took a 36-game home winning streak into the 2011-12 season before Baylor snapped it at 38 on Nov. 27, 2011.

Entering the 2015-16 campaign, the Lady Vols are in the midst of a 22-game home-court victory string, starting on Feb. 20, 2014, with Auburn. UT won all 18 contests in Knoxville in 2014-15, setting a school and arena record for most home wins in a season and best record in a season.

In 1998-99, the Lady Vols played before the largest average home crowd in the history of women's collegiate basketball, as 16,565 spectators per game clicked through the turnstiles. In all, 231,915 fans viewed home

YEARLY RECORDS AT THOMPSON-BOLING ARENA (28 YRS.)

YEAR	WINS	LOSSES	PCT	ARENA	AVG. ATT.
1987-88	12	2	.857	Thompson-Boling	6,998
1988-89	15	0	1.000	Thompson-Boling	5,063
1989-90	14	1	.933	Thompson-Boling	5,682
1990-91	15	1	.938	Thompson-Boling	4,738
1991-92	14	0	1.000	Thompson-Boling	6,639*
1992-93	13	0	1.000	Thompson-Boling	6,002
1993-94	15	0	1.000	Thompson-Boling	6,542
1994-95	15	0	1.000	Thompson-Boling	8,032*
1995-96	14	1	.933	Thompson-Boling	8,042
1996-97	14	2	.875	Thompson-Boling	10,500*
1997-98	16	0	1.000	Thompson-Boling	14,969*
1998-99	14	0	1.000	Thompson-Boling	16,565*
1999-00	13	2	.867	Thompson-Boling	15,341*
2000-01	15	0	1.000	Thompson-Boling	15,510*
2001-02	12	2	.857	Thompson-Boling	14,295*
2002-03	16	0	1.000	Thompson-Boling	12,585
2003-04	12	2	.857	Thompson-Boling	14,403*
2004-05	14	1	.933	Thompson-Boling	13,449*
2005-06	12	2	.857	Thompson-Boling	15,356*
2006-07	15	1	.938	Thompson-Boling	14,678*
2007-08	14	1	.933	Thompson-Boling	15,796*
2008-09	13	2	.867	Thompson-Boling	13,999*
2009-10	17	0	1.000	Thompson-Boling	12,896*
2010-11	17	0	1.000	Thompson-Boling	12,069*
2011-12	12	3	.800	Thompson-Boling	14,414*
2012-13	16	2	.889	Thompson-Boling	11,390*
2013-14	15	3	.833	Thompson-Boling	11,038*
2014-15	18	0	1.000	Thompson-Boling	10,375
TOTALS	402	28	.935	* Led NCAA in home attendance	

games in Knoxville. During the 1997-98 season, Tennessee set several collegiate attendance records. On Jan. 3, 1998, the Lady Vols entertained a new women's collegiate record 24,597 fans for the game with Connecticut. A month later, the first advance sell-out in UT women's basketball history occurred when the Lady Vols were set to meet Old Dominion in Knoxville. For the record, 24,373 fans attended the UT-ODU game.

The all-time attendance mark was reset during the 2001-02 season when 24,611 fans visited the arena for a #1/#2 clash between UT and Connecticut. It was again reset on Jan. 7, 2006, when the Huskies came to Knoxville in front of 24,653 spectators. The women's basketball attendance mark was established at the 2002 NCAA Final Four when 29,619 people filled the Alamodome in San Antonio, Texas, for the championship game.

The Lady Vols started the record-breaking trend in women's collegiate basketball attendance in 1987. That season, the Lady Vols broke the (then) world record for single game attendance at a women's basketball game with 24,563 at the Tennessee versus Texas game on Dec. 9, 1987. Three years later, UT established new NCAA Women's Final Four attendance marks on March 30 and April 1, 1990, with a total paid attendance of 39,490 for the three-game event. The turnstile count of 34,196 (17,601 semis/16,595 finals) also broke all other attendance marks.

In 2013-14, UT led the NCAA in attendance for the 11th-straight season and the 17th time in the last 18 years before finishing second in 2014-15.

TOP 25 HOME CROWDS

	CROWD	OPPONENT	RESULT	DATE
1.	24,653	Connecticut	89-80 W	1/7/06
2.	24,611	Connecticut	72-86 L	1/05/02
3.	24,597	Connecticut	84-69 W	1/03/98
4.	24,563	Texas	78-97 L	12/09/87
5.	24,373	Old Dominion	85-61 W	2/07/98
6.	24,251	Vanderbilt	73-53 W	2/25/07
7.	24,051	Kentucky	98-60 W	1/17/99
8.	24,046	Connecticut	92-88 W	2/01/01
9.	23,385	Connecticut	67-74 L	1/08/00
10.	22,694	Louisiana State	90-58 W	2/22/98
11.	22,635	Georgia	102-69 W	1/14/99
12.	22,515	Connecticut	67-81 L	2/5/04
13.	21,968	Vanderbilt	70-66 W	2/22/01
14.	21,592	Vanderbilt	64-59 W	2/17/97
15.	21,118	Duke	70-74 L	1/22/07
16.	21,077	Mississippi State	94-53 W	2/06/99
17.	20,956	Vanderbilt	75-68 W	2/16/02
18.	20,790	Florida	93-95 L (OT)	2/26/06
19.	20,573	Kentucky	89-64 W	2/24/02
20.	20,249	Mississippi State	72-46 W	2/28/08
21.	20,090	Louisiana State	85-62 W	2/29/04
22.	20,068	Vanderbilt	89-53 W	2/18/99
23.	19,722	UCLA	100-77 W	12/21/98
24.	19,666	Vanderbilt	79-63 W	1/20/08
25.	19,576	Louisiana State	69-72 L	2/9/06

(All records set at Thompson-Boling Arena)

THOMPSON-BOLING ARENA RECORDS

TENNESSEE

Individual

FG made	16	by Sheila Frost vs. Vanderbilt 1-17-88
FG attempted	23 (3x)	most recently by Meighan Simmons vs. Auburn 2-21-13
FG percentage	1.000 (6-6)	(four times) most recently by Bashaara Graves vs. Tennessee State 12-17-13
3FG made	8 (2x)	most recently by Ariel Massengale vs. Vanderbilt 3-1-15
3FG attempted	16	by Angie Bjorklund vs. Arkansas 1-24-08
3FG percentage	1.000 (6-6)	by Kara Lawson vs. Vanderbilt 2-27-03
FT made	17	by Candace Parker vs. Middle Tennessee 12-13-07
FT attempted	21	by Candace Parker vs. Middle Tennessee 12-13-07
FT percentage	1.000 (10-10)	(twice) most recently by Shanna Zolman vs. Connecticut 1-7-06
Points	39	by Chamique Holdclaw vs. Boston College 3-15-99
Off. rebounds	14	by Bashaara Graves vs. Georgia Tech 11-17-13
Def. rebounds	13 (2x)	most recently by Cierra Burdick vs. Wichita State 12-16-14
Total rebounds	22	by Daedra Charles vs. Southwest Missouri 3-16-91
Assists	13	by Shannon Bobbitt vs. Gonzaga 12-16-07
Turnovers	9	by Ashley Robinson vs. Boston College 12-6-00
Blocks	12	by Kelley Cain vs. LSU 2-22-10
Steals	8	by Tamika Catchings vs. Memphis 2-16-99

Team

High

50 vs. UT-Martin 11-19-99
 97 vs. Stetson 11-26-89
 .691 (38-55) vs. St. Joseph's 11-16-98
 15 (twice), most recently vs. Lamar 12-1-10
 30 vs. Arkansas 1-24-08
 .833 (5-6) vs. DePaul 2-13-91
 36 vs. Long Beach St. 12-3-88
 53 vs. Long Beach St. 12-3-88
 1,000 (18-18) vs. Alabama 2-19-15
 133 vs. UT-Martin 11-19-99
 39 vs. Colorado 12-20-93
 46 vs. Stetson 3-19-11
 76 vs. Tenn. State 2-27-88
 31 (2x) most recently vs. Lipscomb 12-29-13
 29 vs. Grambling 3-15-97
 15 vs. Kentucky 2-25-10
 27 vs. Louisiana State 2-22-98
 63 vs. Old Dominion 1-3-00
 75 vs. UT-Martin 11-19-99

FG MADE

14 vs. Tennessee State 12-17-13

FG ATTEMPTED

45 (2x) most recently vs. LSU 1-22-15

FG PERCENTAGE

.293 (24-82) vs. Baylor 11-27-11

3-PT. FG MADE

0 vs. 32 opponents

3-PT. FG ATTEMPTED

0 vs. 11 opponents

3-PT. FG PERCENTAGE

.000 vs. 32 opponents

FT MADE

4 (2x) most recently vs. Dayton 3-22-10

FT ATTEMPTED

7 vs. Stetson 12-3-87

FT PERCENTAGE

.333 (4-12) vs. Dayton 3-22-10

POINTS

53 vs. Connecticut 1-6-96

OFFENSIVE REBOUNDS

7 (2x) most recently vs. Arkansas 1-30-14

DEFENSIVE REBOUNDS

13 vs. Auburn 2-14-98

TOTAL REBOUNDS

24 (2x) most recently vs. Arkansas 1-30-14

ASSISTS

5 vs. Ole Miss 1-26-91

TURNOVERS

5 vs. Villanova 3-31-03

BLOCKS

0 vs. eight opponents

STEALS

0 vs. South Carolina 2-2-12

1ST HALF POINTS

21 (2x) most recently vs. Ky. 1-12-12

2ND HALF POINTS

20 vs. Georgia 1-21-10

THOMPSON-BOLING ARENA RECORDS (CONTINUED)

OPPONENTS

Individual

FG made	16 by Rehema Stephens, UCLA 12-16-90
FG attempt d.	32 by Ida Neal, Georgia Tech 2-15-89
FG percentage	1.000 (10-10) Misty Lamb, Vanderbilt 2-22-90
3FG made	9 by Molly Goodenbour, Stanford 12-21-92
3FG attempted	19 by Alexa Hayward, Saint Francis PA 12-3-14
3FG percentage	1.000 (4-4) by Chandra Dorsey, Ole Miss 2-4-99
FT made	15 by Chantelle Anderson, Vanderbilt 2-27-03
FT attempted	17 by Chantelle Anderson, Vanderbilt 2-27-03
FT percentage	1.000 (11-11) by Adrienne Shuler, Georgia 1-28-91
Points	45 by Clarissa Davis, Texas 12-9-87
Off. rebounds	12 by JoKeirra Sneed, Louisiana Tech, 11-26-07
Def. rebounds	12 by Tamika Williams, Connecticut 1-5-02
Total rebounds	19 by Chiney Ogwumike, Stanford, 12-22-12
Assists	11 (three times) most recently by Temeka Johnson, LSU 2-29-04
Turnovers	13 by Coco Miller, Georgia 1-28-98
Blocks	7 (three times) most recently by Brittney Griner, Baylor 11-27-11
Steals	8 by Tamicha Jackson, Louisiana Tech 11-14-99

Team

High

35 (twice), most recently by North Carolina 12-2-07
83 by North Carolina 12-2-07
.609 (25-41) by NW 1-5-88
13 by two opponents
36 by Missouri 1-10-13
1,000 (2-2) by LSU 2-10-90
31 by Oklahoma 11-10-02
45 by Oklahoma 11-10-02
1,000 (20-20) by LSU 2-13-88
97 by Texas 12-9-87
28 (2x), most recently by Alabama 1-6-11
34 (2x) most recently by Missouri 1-10-13
57 by North Carolina 12-2-07
23 by Notre Dame 1-20-14
46 by Memphis 2-16-99
10 (2x) most rec. by Oral Roberts 3-23-13
20 by Florida 2-26-06
52 by Vanderbilt 1-19-96
56 by UCLA 12-16-90

FG MADE

10 by UT-Martin 12-5-06

**FG ATTEMPTED
FG PERCENTAGE
3-PT. FG MADE
3-PT. FG ATTEMPTED
3-PT. FG PERCENTAGE
FT MADE
FT ATTEMPTED
FT PERCENTAGE
POINTS**

38 by Kentucky 2-3-08
.182 (12-66) by Florida. Atl., 1-21-92
0 by 26 opponents
0 by four opponents
.000 by 26 opponents
0 by three opponents
0 by Florida 2-14-10
.000 by three opponents
26 by Florida Atl. 1-21-92
2 by Villanova 3-31-03

OFFENSIVE REBOUNDS

DEFENSIVE REBOUNDS

**TOTAL REBOUNDS
ASSISTS
TURNOVERS
BLOCKS
STEALS
1ST HALF POINTS
2ND HALF POINTS**

9 by Kentucky 2-13-12
17 by Villanova 3-31-03
1 by Kentucky 1-12-91
6 by Georgia 1-6-13
0 (54x) most rec. by LSU 1-22-15
1 (4x) most recently by Rice 11-15-12
8 by Stetson 11-24-89
13 by Lipscomb 12-29-13

YEAR-BY-YEAR ATTENDANCE

YEAR	HOME	AVG.	GMS	AWAY/NEUTRAL	AVG.	GMS	TOTAL	AVG.	GMS
1978-79	49,054	2,725	18	50,289	2,395	21	99,343	2,547	39
1979-80	39,008	2,601	15	46,591	2,026	23	85,599	2,253	38
1980-81	38,302	3,192	12	45,857	2,414	19	84,159	2,715	31
1981-82	42,840	3,060	14	40,144	2,230	18	82,984	2,593	32
1982-83	48,530	3,033	16	37,288	2,193	17	85,818	2,601	33
1983-84	40,046	2,356	17	31,673	1,980	16	71,719	2,173	33
1984-85	37,450	2,340	16	36,628	2,289	16	74,078	2,315	32
1985-86	39,282	2,805	14	29,621	1,481	20	68,903	2,026	34
1986-87	68,852	4,303	16	74,304	4,128	18	143,156	4,210	34
1987-88	97,972	6,998	14	51,835	2,592	20	144,807	4,406	34
1988-89	75,939	5,063	15	90,435	4,111	22	166,374	4,497	37
1989-90	85,234	5,682	15	45,228	2,513	18	130,462	3,953	33
1990-91	75,811	4,738	16	69,166	3,640	19	144,977	4,142	35
1991-92	92,942	6,639	14	60,258	3,545	17	153,200	4,942	31
1992-93	78,025	6,002	13	86,815	4,569	19	164,840	5,151	32
1993-94	98,137	6,542	15	85,412	4,745	18	183,549	5,562	33
1994-95	120,477	8,032	15	169,933	7,724	22	290,410	7,849	37
1995-96	120,624	8,042	15	142,933	6,806	21	263,557	7,321	36
1996-97	167,992	10,500	16	161,556	7,024	23	329,548	8,450	39
1997-98	239,511	14,969	16	147,202	6,401	23	386,713	9,916	39
1998-99	231,915	16,565	14	181,665	9,083	20	413,580	12,164	34
1999-00	230,116	15,341	15	187,156	8,507	22	417,272	11,278	37
2000-01	232,646	15,510	15	152,223	8,012	19	384,869	11,320	34
2001-02	200,132	14,295	14	170,586	8,529	20	370,718	10,903	34
2002-03	201,353	12,585	16	204,107	9,278	22	405,460	10,670	38
2003-04	201,638	14,403	14	165,527	7,882	21	367,165	10,490	35
2004-05	201,734	13,449	15	169,196	8,459	20	370,930	10,598	35
2005-06	214,980	15,356	14	150,743	6,851	22	365,723	10,158	36
2006-07	234,845	14,678	16	191,346	7,734	21	426,191	11,518	37
2007-08	236,940	15,796	15	208,985	9,086	23	445,925	11,735	38
2008-09	209,991	13,999	15	121,793	6,776	18	331,784	10,054	33
2009-10	219,233	12,896	17	111,101	6,311	18	330,334	9,438	35
2010-11	213,128	12,537	17	138,349	6,197	20	351,477	9,499	37
2011-12	216,206	14,414	15	139,292	6,633	21	355,498	9,875	36
2012-13	205,027	11,390	18	96,992	5,705	17	302,019	8,629	35
2013-14	198,692	11,038	18	91,026	5,354	17	289,718	8,278	35
2014-15	186,754	10,375	18	96,901	5,383	18	283,655	7,879	36

LARGEST CROWDS (122 GAMES WITH 15,000+ SPECTATORS)

Crowd	Opponent	Site	Result	Date	Crowd	Opponent	Site	Result	Date
29,619	Connecticut	San Antonio, Texas	56-79 L	3/29/02	17,152	Vanderbilt	Knoxville	70-67 W	2/12/06
28,937	Michigan State	Indianapolis, Ind.	64-68 L	4/3/05	17,077	South Carolina	Knoxville	99-45 W	1/11/01
28,210	Connecticut	Atlanta, Ga.	68-73 L	4/08/03	16,990	Duke	Knoxville	54-62 L	2/16/09
28,210	Duke	Atlanta, Ga.	66-56 W	4/06/03	16,897	Arkansas	Knoxville	79-69 W	1/10/00
24,653	Connecticut	Knoxville	89-80 W	1/7/06	16,845	North Carolina	Knoxville	83-79 W	12/2/07
24,611	Connecticut	Knoxville	72-86 L	1/5/02	16,836	Mississippi State	Knoxville	66-59 W	1/15/01
24,597	Connecticut	Knoxville	84-69 W	1/3/98	16,799	Alabama	Knoxville	89-54 W	1/29/06
24,563	Texas	Knoxville	78-97 L	12/9/87	16,782	Arizona State	Phoenix, Ariz.	67-63 W	12/27/00
24,373	Old Dominion	Knoxville	85-61 W	2/7/98	16,737	Mississippi	Knoxville	119-52 W	2/8/01
24,251	Vanderbilt	Knoxville	73-53 W	2/25/07	16,714	Old Dominion	Cincinnati, Ohio	68-59 W	3/30/97
24,051	Kentucky	Knoxville	98-60 W	1/17/99	16,714	Notre Dame	Cincinnati, Ohio	80-66 W	3/28/97
24,046	Connecticut	Knoxville	92-88 W	2/1/01	16,645	Vanderbilt	Knoxville	64-57 W	1/17/10
23,385	Connecticut	Knoxville	67-74 L	1/8/00	16,629	Florida	Knoxville	79-40 W	2/9/03
23,291	Georgia	Charlotte, N.C.	83-65 W	3/31/96	16,623	Baylor	Knoxville	67-76 L	11/27/11
23,291	Connecticut	Charlotte, N.C.	88-83 W (OT)	3/29/96	16,532	Florida	Knoxville	92-61 W	2/28/08
22,694	Louisiana State	Knoxville	90-58 W	2/22/98	16,490	Louisiana Tech	Knoxville	75-61 W	11/21/97
22,635	Georgia	Knoxville	102-69 W	1/14/99	16,471	Kentucky	Knoxville	67-49 W	2/15/05
22,515	Connecticut	Knoxville	67-81 L	2/5/04	16,464	Stetson	Knoxville	102-59 W	12/3/87
21,968	Vanderbilt	Knoxville	70-66 W	2/22/01	16,451	Florida	Knoxville	83-44 W	2/14/10
21,655	Stanford	Tampa, Fla.	64-48 W	4/8/08	16,413	South Carolina	Knoxville	68-56 W	1/18/09
21,655	Louisiana State	Tampa, Fla.	47-46 W	4/6/08	16,361	Auburn	Knoxville	82-61 W	2/5/12
21,592	Vanderbilt	Knoxville	64-59 W	2/17/97	16,342	Vanderbilt	Knoxville	91-71 W	2/27/03
21,118	Duke	Knoxville	70-74 L	1/22/07	16,333	Florida	Knoxville	97-78 W	2/13/00
21,077	Mississippi State	Knoxville	94-53 W	2/6/99	16,294	Connecticut	Hartford, Conn.	70-64 W	1/6/07
20,956	Vanderbilt	Knoxville	75-68 W	2/16/02	16,294	Connecticut	Hartford, Conn.	68-67 W	18/05
20,790	Florida	Knoxville	93-95 L (OT)	2/26/06	16,294	Connecticut	Hartford, Conn.	62-63 L (OT)	1/4/03
20,704	Rutgers	Cleveland, Ohio	59-46 W	4/3/07	16,294	Connecticut	Hartford, Conn.	76-81 L	12/30/00
20,704	North Carolina	Cleveland, Ohio	56-50 W	4/1/07	16,294	Connecticut	Hartford, Conn.	57-72 L	1/5/97
20,573	Kentucky	Knoxville	89-64 W	2/24/02	16,179	Memphis	Knoxville	98-60 W	12/15/00
20,249	Mississippi State	Knoxville	72-46 W	2/24/08	16,098	Mississippi	Knoxville	86-43 W	2/6/03
20,090	Louisiana State	Knoxville	85-62 W	2/29/04	16,058	Georgia	Knoxville	73-43 W	2/5/09
20,068	Vanderbilt	Knoxville	89-53 W	2/18/99	16,013	Kentucky	Knoxville	72-58 W	2/15/15
20,060	Rutgers	Philadelphia, Pa.	64-54 W	3/31/00	15,978	Old Dominion	Knoxville	113-55 W	1/3/00
20,060	Connecticut	Philadelphia, Pa.	52-71 L	4/2/00	15,838	Mississippi State	Knoxville	82-68 W	2/22/09
19,722	UCLA	Knoxville	100-77 W	12/21/98	15,737	Auburn	Knoxville	79-63 W	2/14/98
19,666	Vanderbilt	Knoxville	79-63 W	1/20/08	15,735	Rutgers	New York, N.Y.	68-54 W	1/3/99
19,576	Louisiana State	Knoxville	69-72 L	2/9/06	15,699	Texas	Knoxville	92-67 W	11/18/07
19,339	Alabama	Knoxville	65-47 W	2/6/00	15,686	Stanford	Knoxville	63-58 W	12/17/00
19,259	Kentucky	Knoxville	79-51 W	2/3/08	15,664	Kentucky	Knoxville	71-75 L	2/16/14
19,208	Vanderbilt	Knoxville	86-54 W	1/25/98	15,627	Memphis	Knoxville	113-39 W	2/16/99
19,143	Kentucky	Knoxville	83-39 W	1/27/01	15,615	Louisiana Tech	Austin, Texas	67-44 W	3/29/87
19,092	Notre Dame	Knoxville	78-54 W	12/30/06	15,615	Long Beach State	Austin, Texas	74-64 W	3/27/87
18,952	Kentucky	Knoxville	84-62 W	2/11/07	15,588	Mississippi State	Knoxville	84-71 W	2/24/05
18,643	Vanderbilt	Knoxville	72-63 W	2/13/05	15,574	Louisiana State	Knoxville	62-78 L	2/14/08
18,633	Arkansas	Knoxville	72-54 W	1/13/05	15,556	Louisiana Tech	Knoxville	90-75 W	11/23/01
18,563	Florida	Knoxville	75-59 W	2/26/12	15,606	Tenn.-Martin	Knoxville	133-60 W	11/19/99
18,453	South Carolina	Knoxville	72-58 W	2/8/04	15,491	Stanford	Knoxville	77-60 W	11/24/06
18,410	Arkansas	Knoxville	93-65 W	2/7/02	15,438	Vanderbilt	Knoxville	78-52 W	2/4/00
18,279	Mississippi	Knoxville	96-58 W	2/4/99	15,409	Old Dominion	Knoxville	90-37 W	12/28/11
18,211	Connecticut	New Orleans, La.	61-70 L	4/6/04	15,396	Texas	Knoxville	60-70 L	12/28/03
18,211	Louisiana State	New Orleans, La.	52-50 W	2/4/04	15,390	Arkansas	Knoxville	88-58 W	1/1/98
18,180	Auburn	Knoxville	76-61 W	2/27/00	15,317	Vanderbilt	Nashville, Tenn.	73-68 W	1/30/93
18,038	Connecticut	Minneapolis, Minn.	64-70 L	4/2/95	15,312	Louisiana State	Knoxville	91-69 W	1/9/94
18,038	Georgia	Minneapolis, Minn.	73-51 W	4/1/95	15,311	Vanderbilt	Nashville, Tenn.	66-60 W	2/7/99
18,036	Louisiana State	Knoxville	80-48 W	2/20/00	15,233	LSU	Baton Rouge, La.	58-68 L	2/10/05
17,976	Louisiana Tech	Kansas City, Mo.	93-75 W	3/29/98	15,217	LSU	Baton Rouge, La.	68-65 W	2/23/03
17,976	Arkansas	Kansas City, Mo.	86-58 W	3/27/98	15,187	Vanderbilt	Nashville, Tenn.	79-71 W	2/25/96
17,879	Vanderbilt	Knoxville	87-64 W	1/51/12	15,159	Vanderbilt	Knoxville	79-57 W	2/13/94
17,798	Texas	Knoxville	106-76 W	12/30/99	15,132	Florida	Knoxville	99-60 W	1/10/98
17,690	Rutgers	Knoxville	59-58 W	2/1/08	15,021	South Carolina	Knoxville	60-64 L	2/2/12
17,667	Stanford	Knoxville	98-62 W	12/19/98	15,010	South Carolina	Knoxville	97-78 W	1/23/03

WON-LOST RECORD IN GAMES WITH ATTENDANCE OF 10,000

Site	Won	Lost	Pct.
Home	343	25	.932
Away	44	15	.746
Neutral	31	13	.705
Overall	418	53	.887

- During the last 37 years, more than nine million people have watched the University of Tennessee Lady Volunteers play basketball.
- This breaks down into 5,291,358 spectators at home viewing the team and 4,080,156 folks watching the team on the road or at a neutral site for a total of 9,371,514.
- Tennessee originally set the world record for most spectators at a women's basketball game with 24,563 in attendance at the Tennessee vs. Texas game on Dec. 9, 1987. UT continues to hold the mark for most fans to attend a women's basketball game at an on-campus facility, with 24,653 against Connecticut on Jan. 7, 2006.

GENERAL
STAFF
PLAYERS
REVIEW
HISTORY
FACILITIES
NCAA
SEC
RECORDS
MEDIA INFO



TOP 25 AWAY CROWDS

	CROWD	OPPONENT	SITE	RESULT	DATE
1.	22,124	Louisville	Louisville, Ky.	63-50 W	11/12/10
2.	16,294	Connecticut	Hartford, Conn.	70-64 W	1/6/07
	16,294	Connecticut	Hartford, Conn.	68-67 W	1/08/05
	16,294	Connecticut	Hartford, Conn.	62-63 L OT	1/04/03
	16,294	Connecticut	Hartford, Conn.	57-72 L	1/05/97
	16,294	Connecticut	Hartford, Conn.	76-81 L	12/30/00
7.	15,317	Vanderbilt	Nashville, Tenn.	73-68 W	1/30/93
8.	15,311	Vanderbilt	Nashville, Tenn.	66-60 W	2/07/99
9.	15,233	LSU	Baton Rouge, La.	58-68 L	2/10/05
10.	15,217	LSU	Baton Rouge, La.	68-65 W	2/23/03
11.	15,187	Vanderbilt	Nashville, Tenn.	79-71 W	2/25/96
12.	14,848	Vanderbilt	Nashville, Tenn.	91-60 W	2/16/98
13.	14,390	South Carolina	Columbia, S.C.	66-71 L	2/23/15
14.	14,316	Vanderbilt	Nashville, Tenn.	81-68 W	2/17/08
15.	14,168	Vanderbilt	Nashville, Tenn.	59-76 L	2/02/02
16.	14,014	Arkansas	Fayetteville, Ark.	92-79 W	1/30/03
17.	13,689	Kentucky	Lexington, Ky.	63-66 L	1/26/06
18.	13,227	Vanderbilt	Nashville, Tenn.	72-70 W	12/31/94
19.	13,127	Vanderbilt	Nashville, Tenn.	80-68 W	1/19/06
20.	12,645	Vanderbilt	Nashville, Tenn.	84-82 W	1/31/94
21.	12,552	Oklahoma	Oklahoma City, Okla.	70-80 L	2/2/09
22.	12,417	Vanderbilt	Nashville, Tenn.	92-79 WOT	1/19/97
23.	12,343	Iowa	Iowa City, Iowa	56-72 L	3/27/93
24.	12,222	Florida	Gainesville, Fla.	103-73 W	2/11/01
25.	12,168	South Carolina	Columbia, S.C.	80-61 W	1/17/02

TOP 25 NEUTRAL SITE CROWDS

	CROWD	OPPONENT	SITE	RESULT	DATE
1.	29,619	Connecticut	San Antonio, Texas	56-79 L	3/29/02
2.	28,937	Michigan State	Indianapolis, Ind.	64-68 L	4/03/05
3.	28,210	Connecticut	Atlanta, Ga.	68-73 L	4/08/03
	28,210	Duke	Atlanta, Ga.	66-56 W	4/06/03
5.	23,291	Georgia	Charlotte, N.C.	83-65 W	3/31/96
	23,291	Connecticut	Charlotte, N.C.	88-83 W (OT)	3/29/96
7.	21,655	Stanford	Tampa, Fla.	64-48 W	4/8/08
	21,655	Louisiana State	Tampa, Fla.	47-46 W	4/6/08
9.	20,704	Rutgers	Cleveland, Ohio	59-46 W	4/3/07
	20,704	North Carolina	Cleveland, Ohio	56-50 W	4/1/07
11.	20,060	Connecticut	Philadelphia, Pa.	52-71 L	4/2/00
	20,060	Rutgers	Philadelphia, Pa.	64-54 W	3/31/00
13.	18,212	Connecticut	New Orleans, La.	61-70 L	4/6/04
	18,212	Louisiana State	New Orleans, La.	52-50 W	4/4/04
15.	18,038	Connecticut	Minneapolis, Minn.	64-70 L	4/02/95
	18,038	Georgia	Minneapolis, Minn.	73-51 W	4/01/95
17.	17,976	Louisiana Tech	Kansas City, Mo.	93-75 W	3/29/98
	17,976	Arkansas	Kansas City, Mo.	80-66 W	3/27/98
19.	16,782	Arizona State	Phoenix, Ariz.	67-63 W	12/27/00
20.	16,714	Old Dominion	Cincinnati, Ohio	68-59 W	3/30/97
	16,714	Notre Dame	Cincinnati, Ohio	80-66 W	3/28/97
22.	15,735	Rutgers	New York, N.Y.	68-54 W	1/03/99
23.	15,615	Louisiana Tech	Austin, Texas	67-44 W	3/29/87
	15,615	Long Beach State	Austin, Texas	74-64 W	3/27/87
25.	14,848	North Carolina	Nashville, Tenn.	76-70 W	3/23/98

STOKELY ATHLETICS CENTER ►

Stokely Athletics Center was home to the Lady Volunteer basketball team from 1976-87. The facility, which still housed UT Athletics offices long after its days of hosting games, was closed for good in December 2012 and demolished during the summer of 2014.

The Stokely Arena, which was encircled by a four-lane Tartan indoor track, seated 12,700, while the building housed the former men's and women's athletics department offices. The building was originally called the UT Armory Field House in 1958 and seated just more than 7,000 spectators. Through the generosity of the late William B. Stokely, Jr., further construction was completed and on Dec. 1, 1966, the facility was renamed to honor the Stokely family.

In 1986, Stokely took on a new look as a wood playing surface replaced the old tartan court. The Horner "Pro King" hardwood was painted with the traditional outline of the state of Tennessee in the center of the floor and the familiar end line markings. The court was special-made for the University by the same manufacturer who supplied the basketball court to the Forum for the 1984 Los Angeles Olympic Games.

Stokely Athletics Center was the site of some historic games for the Lady Vols. The first women's contest played in SAC pitted Tennessee versus Kentucky on Nov. 13, 1976. The Lady Vols not only trounced the Lady Kats, 107-53, but UT's Patricia Roberts tossed in a Field House record 51 points. That mark stands as the Lady Vol record to this day.

Along the way, Tennessee hosted the great gold medalist USSR Olympic Team in 1979, the USA All-Star team in 1979 and the first Southeastern Conference Championships in 1980.

The last Lady Vol game in Stokely, before moving to Thompson-Boling Arena, was a 77-61 win over Auburn in the finals of the NCAA Midwest Regionals on March 21, 1987. A week later, the Lady Vols returned to Stokely to celebrate UT's first NCAA basketball title with thousands of fans in attendance.

Although no formal attendance figures were kept prior to 1982, Tennessee most-assuredly was among the nation's elite in fan support.



ALUMNI GYM ►

Constructed in the 1930's, Alumni Gym was the first real home to the inaugural Lady Vol team in 1974, which was coached by Pat Summitt. The court in the tiny arena (seating 3,000) was the centerpiece of an encircling tri-balcony seating arrangement.

STOKELY & ALUMNI GYM RECORDS

YEAR	WINS	LOSSES	PCT.	SITE
1974-75	6	2	.750	Alumni
1975-76	7	4	.636	Alumni
1976-77	3	0	1.000	Alumni
	5	0	1.000	Stokely
1977-78	12	0	1.000	Stokely
1978-79	17	1	.944	Stokely
1979-80	14	1	.933	Stokely
1980-81	12	0	1.000	Stokely
1981-82	12	2	.857	Stokely
1982-83	12	4	.750	Stokely
1983-84	14	3	.823	Stokely
1984-85	13	3	.813	Stokely
1985-86	11	3	.786	Stokely
1986-87	15	1	.938	Stokely
TOTALS	153	24	.864	

* Lady Vols produced a record of 137-18 (.884) in Stokely Athletics Center

LARGEST STOKELY CROWDS

	OPPONENT	SCORE	ATTEND.
1-29-79	Louisiana State	W, 92-48	10,000
1-26-80	Old Dominion	L, 54-61	9,496
2-14-82	Old Dominion	W, 62-58	9,010
1-24-87	Georgia	W, 78-72	8,623
2-02-86	Florida	W, 82-60	8,003
3-21-87	Auburn	W, 77-61	7,533
12-06-82	Southern Cal	L, 71-81	7,231
3-01-87	UNC Charlotte	W, 91-44	7,067
2-08-86	Auburn	L, 60-66	6,428
3-15-87	Tennessee Tech	W, 95-59	5,998
3-21-81	Maryland	W, 79-67	5,995
1-05-79	UCLA	W, 88-74	5,950
11-20-82	Old Dominion	L, 72-78	5,442
3-19-87	Virginia	W, 66-58	5,420
1-03-81	UCLA	L, 62-65	5,300
3-10-79	Old Dominion	L, 72-74	5,100
12-05-78	Middle Tennessee	W, 87-63	5,000
2-17-79	Kentucky	W, 89-51	5,000
2-06-83	N.C. State	W, 91-78	4,929
1-11-87	Kentucky	W, 76-64	4,883

ALL-TIME YEAR-BY-YEAR HOME RECORDS

YEAR	WINS	LOSSES	PCT	ARENA	AVG. ATT.
1974-75	6	2	.750	Alumni Gym	n/a
1975-76	7	4	.636	Alumni Gym	n/a
1976-77	8	0	1.000	Alumni Gym	n/a
1977-78	12	0	1.000	Stokely Athletics Ctr	n/a
1978-79	17	1	.944	Stokely Athletics Ctr	2,725
1979-80	14	1	.933	Stokely Athletics Ctr	2,601
1980-81	12	0	1.000	Stokely Athletics Ctr	3,192
1981-82	12	2	.857	Stokely Athletics Ctr	3,060
1982-83	12	4	.750	Stokely Athletics Ctr	3,033
1983-84	14	3	.823	Stokely Athletics Ctr	2,356
1984-85	13	3	.813	Stokely Athletics Ctr	2,340
1985-86	11	3	.786	Stokely Athletics Ctr	2,805
1986-87	15	1	.938	Stokely Athletics Ctr	4,303
1987-88	12	2	.857	Thompson-Boling	6,998
1988-89	15	0	1.000	Thompson-Boling	5,063
1989-90	14	1	.933	Thompson-Boling	5,682
1990-91	15	1	.938	Thompson-Boling	4,738
1991-92	14	0	1.000	Thompson-Boling	6,639*
1992-93	13	0	1.000	Thompson-Boling	6,002
1993-94	15	0	1.000	Thompson-Boling	6,542
1994-95	15	0	1.000	Thompson-Boling	8,032*
1995-96	14	1	.933	Thompson-Boling	8,042
1996-97	14	2	.875	Thompson-Boling	10,500*
1997-98	16	0	1.000	Thompson-Boling	14,969*
1998-99	14	0	1.000	Thompson-Boling	16,565*
1999-00	13	2	.867	Thompson-Boling	15,341*
2000-01	15	0	1.000	Thompson-Boling	15,510*
2001-02	12	2	.857	Thompson-Boling	14,295*
2002-03	16	0	1.000	Thompson-Boling	12,585
2003-04	12	2	.857	Thompson-Boling	14,403*
2004-05	14	1	.933	Thompson-Boling	13,449*
2005-06	12	2	.857	Thompson-Boling	15,356*
2006-07	15	1	.938	Thompson-Boling	14,678*
2007-08	14	1	.933	Thompson-Boling	15,796*
2008-09	13	2	.867	Thompson-Boling	13,999*
2009-10	17	0	1.000	Thompson-Boling	12,896*
2010-11	17	0	1.000	Thompson-Boling	12,069*
2011-12	12	3	.800	Thompson-Boling	14,414*
2012-13	16	2	.889	Thompson-Boling	11,390*
2013-14	15	3	.833	Thompson-Boling	11,038*
2014-15	18	0	1.000	Thompson-Boling	10,375
TOTALS	555	52	.914	* Led NCAA in home attendance	

PRATT PAVILION

In October 2006, Tennessee Athletics had a ground-breaking ceremony to officially recognize construction on the Pratt Pavilion, the state-of-the-art basketball practice facility named in UT alumnus Larry F. Pratt's honor for his \$5 million lead gift to the basketball programs. The Pratt Pavilion, which opened in the fall of 2007, houses two full-size gymnasiums, one each for the men's and women's basketball teams, as well as space for an athletic training room, weight room, film study room and a recruiting lounge.

Directly connected to Thompson-Boling Arena, Pratt Pavilion has convenient ground level parking. The 70,000-square-foot structure has four short courts within each of the two full-size courts. The facility is equipped with secured practice facilities, spacious locker rooms and recruiting rooms as well. Balconies at the south side of the building overlook the practice courts.

Pratt Pavilion had a total project cost of \$16 million, funded entirely through private gifts. Lead donor Pratt's commitment in April 2006, coupled with leadership gifts from other campaign donors, including Jim Haslam, Brenda Lawson and Robbie Nutt, enabled UT to move forward with the project.

This was not Pratt's first donation. In the 1990s he honored his father Floyd by creating an endowed scholarship in his name as a member of the Nathan Dougherty Society. He also was recognized at the Tennessee vs. Georgia football game in 2003 for a \$1 million donation to the STEP-UP Campaign. Pratt, an Athens, Tenn., native, currently resides in McLean, Va. He graduated from the University of Tennessee in 1972 from the college of business and serves as president and CEO of First Savings Mortgage Corporation, the largest private mortgage banker in Washington D.C.



VOLUNTEERS



NCAA HISTORY

adidas

EIGHT NCAA TITLES

1987 • 1989 • 1991 • 1996 • 1997 • 1998 • 2007 • 2008

22 FINAL FOUR APPEARANCES (AIAW & NCAA)

1977
Minneapolis, Minnesota • Williams Arena
 March 23 Michigan State 76-62
 March 24 Kansas State 81-69
 March 25 Delta State 58-62
 March 26 Immaculata 91-71
 AIAW Third Place

1979
Greensboro, North Carolina • Greensboro Coliseum
 March 23 Louisiana Tech 84-102
 March 25 UCLA 104-86
 AIAW Third Place

1980
Mount Pleasant, Michigan • Rose Arena
 March 21 South Carolina 75-72
 March 23 Old Dominion 53-68
 AIAW Runner-Up

1981
Eugene, Oregon • McArthur Court
 March 27 Old Dominion 68-65
 March 29 Louisiana Tech 59-79
 AIAW Runner-Up

1982
Norfolk, Virginia • The Scope
 March 26 Louisiana Tech 46-69
 NCAA Third Place

1984
Los Angeles, California • Pauley Pavilion
 March 30 Cheyney 82-73
 April 1 Southern California 61-72
 NCAA Runner-Up

1986
Lexington, Kentucky • Rupp Arena
 March 28 Southern California 59-83
 NCAA Third Place

1987
Austin, Texas • Frank Erwin Center
 March 27 Long Beach State 74-64
 March 29 Louisiana Tech 67-44
 NCAA National Champions

1988
Tacoma, Washington • Tacoma Dome
 April 1 Louisiana Tech 59-68
 NCAA Third Place

1989
Tacoma, Washington • Tacoma Dome
 March 31 Maryland 77-65
 April 2 Auburn 76-60
 NCAA National Champions

1991
New Orleans, Louisiana • Lakefront Arena
 March 30 Stanford 68-60
 March 31 Virginia 70-67 OT
 NCAA National Champions

1995
Minneapolis, Minnesota • Target Center
 April 1 Georgia 73-51
 April 2 Connecticut 64-70
 NCAA Runner-Up

1996
Charlotte, North Carolina • Charlotte Coliseum
 March 29 Connecticut 88-83 OT
 March 31 Georgia 83-65
 NCAA National Champions

1997
Cincinnati, Ohio • Riverfront Coliseum
 March 29 Notre Dame 80-66
 March 30 Old Dominion 68-59
 NCAA National Champions

1998
Kansas City, Missouri • Kemper Arena
 March 27 Arkansas 86-58
 March 29 Louisiana Tech 93-75
 NCAA National Champions

2000
Philadelphia, Pennsylvania • First Union Center
 March 31 Rutgers 64-54
 April 2 Connecticut 52-71
 NCAA Runner-Up

2002
San Antonio, Texas • Alamodome
 March 29 Connecticut 56-79
 NCAA Third Place

2003
Atlanta, Georgia • Georgia Dome
 April 6 Duke 66-56
 April 8 Connecticut 68-73
 NCAA Runner-Up

2004
New Orleans, Louisiana • New Orleans Arena
 April 4 LSU 52-50
 April 6 Connecticut 61-70
 NCAA Runner-Up

2005
Indianapolis, Indiana • RCA Dome
 April 3 Michigan State 64-68
 NCAA Third Place

2007
Cleveland, Ohio • Quicken Loans Arena
 April 1 North Carolina 56-50
 April 3 Rutgers 59-46
 NCAA National Champions

2008
Tampa, Florida • St. Pete Times Forum
 April 6 LSU 47-46
 April 8 Stanford 64-48
 NCAA National Champions

ALL-TIME WOMEN'S FINAL FOUR RESULTS

YEAR AIAW FINAL FOUR TEAMS

1972	Immaculata, West Chester, Indiana, Western Carolina
1973	Immaculata, Queens, Southern Connecticut, Indiana
1974	Immaculata, Mississippi College, So. Connecticut, William Penn
1975	Delta State, Immaculata, Cal State-Fullerton, So. Connecticut
1976	Delta State, Immaculata, Wayland Baptist, William Penn
1977	Delta State, Louisiana St., TENNESSEE , Immaculata
1978	UCLA, Maryland, Montclair State, Wayland Baptist
1979	Old Dominion, Louisiana Tech, TENNESSEE , UCLA
1980	Old Dominion, TENNESSEE , South Carolina, Southern California
1981	Louisiana Tech, TENNESSEE , Old Dominion, Southern California
1982	Rutgers, Texas, Villanova, Wayland Baptist

YEAR NCAA FINAL FOUR TEAMS

1982	Louisiana Tech, Cheyney, TENNESSEE , Maryland
1983	Southern California, Louisiana Tech, Georgia, Old Dominion
1984	Southern California, TENNESSEE , Cheyney, Louisiana Tech
1985	Old Dominion, Georgia, Western Kentucky, Northeast Louisiana
1986	Texas, Southern California, TENNESSEE , Western Kentucky
1987	TENNESSEE , Louisiana Tech, Long Beach State, Texas
1988	Louisiana Tech, Auburn, TENNESSEE , Long Beach State
1989	TENNESSEE , Auburn, Maryland, Louisiana Tech
1990	Stanford, Auburn, Virginia, Louisiana Tech
1991	TENNESSEE , Virginia, Stanford, Connecticut
1992	Stanford, Western Kentucky, Southwest Missouri, Virginia
1993	Texas Tech, Ohio State, Iowa, Vanderbilt
1994	North Carolina, Louisiana Tech, Alabama, Purdue
1995	Connecticut, TENNESSEE , Georgia, Stanford
1996	TENNESSEE , Georgia, Connecticut, Stanford
1997	TENNESSEE , Old Dominion, Notre Dame, Stanford
1998	TENNESSEE , Louisiana Tech, Arkansas, North Carolina State
1999	Purdue, Duke, Georgia, Louisiana Tech
2000	Connecticut, TENNESSEE , Penn State, Rutgers
2001	Notre Dame, Purdue, Connecticut, Southwest Missouri State
2002	Connecticut, Oklahoma, Duke, TENNESSEE
2003	Connecticut, TENNESSEE , Duke, Texas
2004	Connecticut, TENNESSEE , LSU, Minnesota
2005	Baylor, Michigan State, LSU, TENNESSEE
2006	Maryland, Duke, LSU, North Carolina
2007	TENNESSEE , Rutgers, North Carolina, LSU
2008	TENNESSEE , Stanford, LSU, Connecticut
2009	Connecticut, Louisville, Oklahoma, Stanford
2010	Connecticut, Baylor, Oklahoma, Stanford
2011	Texas A&M, Notre Dame, Stanford, Connecticut
2012	Baylor, Notre Dame, Stanford, Connecticut
2013	Connecticut, Louisville, California, Notre Dame
2014	Connecticut, Notre Dame, Stanford, Maryland
2015	Connecticut, Notre Dame, South Carolina, Maryland

CHAMPION SCORE RUNNER-UP SITE

Immaculata	52-48	West Chester	West Chester, Pa.
Immaculata	59-52	Queens	Flushing, N.Y.
Immaculata	68-53	Mississippi College	Manhattan, Kan.
Delta State	90-81	Immaculata	Harrisonburg, Va.
Delta State	69-64	Immaculata	University Park, Pa.
Delta State	68-55	Louisiana State	Minneapolis, Minn.
UCLA	90-74	Maryland	Los Angeles, Calif.
Old Dominion	75-65	Louisiana Tech	Greensboro, N.C.
Old Dominion	68-53	TENNESSEE	Mt. Pleasant, Mich.
Louisiana Tech	79-59	TENNESSEE	Eugene, Ore.
Rutgers	83-77	Texas	Philadelphia, Pa.

CHAMPION SCORE RUNNER-UP SITE

Louisiana Tech	76-62	Cheyney	Norfolk, Va.
Southern California	69-67	Louisiana Tech	Norfolk, Va.
Southern California	72-61	TENNESSEE	Los Angeles, Calif.
Old Dominion	70-65	Georgia	Austin, Texas
Texas	97-81	Southern California	Lexington, Ky.
TENNESSEE	67-44	Louisiana Tech	Austin, Texas
Louisiana Tech	56-54	Auburn	Tacoma, Wash.
TENNESSEE	76-60	Auburn	Tacoma, Wash.
Stanford	88-81	Auburn	Knoxville, Tenn.
TENNESSEE	*70-67	Virginia	New Orleans, La.
Stanford	78-62	Western Kentucky	Los Angeles, Calif.
Texas Tech	84-82	Ohio State	Atlanta, Ga.
North Carolina	60-59	Louisiana Tech	Richmond, Va.
Connecticut	70-64	TENNESSEE	Minneapolis, Minn.
TENNESSEE	83-65	Georgia	Charlotte, N.C.
TENNESSEE	68-59	Old Dominion	Cincinnati, Ohio
TENNESSEE	93-75	Louisiana Tech	Kansas City, Mo.
Purdue	62-45	Duke	San Jose, Calif.
Connecticut	72-51	TENNESSEE	Philadelphia, Pa.
Notre Dame	68-66	Purdue	St. Louis, Mo.
Connecticut	82-70	Oklahoma	San Antonio, Texas
Connecticut	73-68	TENNESSEE	Atlanta, Ga.
Connecticut	70-61	TENNESSEE	New Orleans, La.
Baylor	84-62	Michigan State	Indianapolis, Ind.
Maryland	*78-75	Duke	Boston, Mass.
TENNESSEE	59-46	Rutgers	Cleveland, Ohio
TENNESSEE	64-48	Stanford	Tampa, Fla.
Connecticut	76-54	Louisville	St. Louis, Mo.
Connecticut	53-47	Stanford	San Antonio, Texas
Texas A&M	76-70	Notre Dame	Indianapolis, Ind.
Baylor	80-61	Notre Dame	Denver, Colo.
Connecticut	93-60	Louisville	New Orleans, La.
Connecticut	79-58	Notre Dame	Nashville, Tenn.
Connecticut	63-53	Notre Dame	Tampa, Fla.

*denotes overtime game



The Lady Vols are the only school to play in all 34 NCAA Women's Basketball Tournaments, advancing to 18 NCAA Final Fours and winning eight NCAA National Championships. Those titles came in 1987, 1989, 1991, 1996, 1997, 1998, 2007 and 2008.

ALL-TIME NCAA TOURNAMENT SEEDING

ALL-TIME NCAA TOURNAMENT NO. 1 SEEDS

Year	East	Midwest	Midwest	West
1982*	Old Dominion	So. California	Louisiana Tech	Long Beach St.
1983	Cheyney	TENNESSEE	Louisiana Tech	So. California
1984*	Old Dominion	Georgia	Louisiana Tech	So. California
1985	Old Dominion	Texas	Louisiana Tech	Long Beach St.
1986*	Virginia	Georgia	Texas	So. California
1987**	Texas	Auburn	Louisiana Tech	Long Beach St.
1988*	TENNESSEE	Auburn	Texas	Iowa
1989**	TENNESSEE	Auburn	Louisiana Tech	Maryland
1990	TENNESSEE	Washington	Louisiana Tech	Stanford
1991**	Penn State	TENNESSEE	Virginia	Georgia
1992	Virginia	TENNESSEE	Iowa	Stanford
1993	Ohio State	TENNESSEE	Vanderbilt	Stanford
1994	Connecticut	TENNESSEE	Penn State	Purdue
1995*	Connecticut	TENNESSEE	Colorado	Vanderbilt
1996**	TENNESSEE	Connecticut	Louisiana Tech	Stanford
1997**	UNC	Old Dominion	Connecticut	Stanford
1998**	Old Dominion	TENNESSEE	Texas Tech	Stanford
1999	TENNESSEE	Connecticut	Purdue	Louisiana Tech
2000*	Connecticut	TENNESSEE	Louisiana Tech	Georgia
2001	Connecticut	TENNESSEE	Notre Dame	Duke
2002*	Duke	Connecticut	Vanderbilt	Oklahoma
2003*	Connecticut	TENNESSEE	Duke	LSU
2004*	Penn State	Duke	TENNESSEE	Texas
2005*	UNC	TENNESSEE	Michigan State	LSU
	Tempe	Philadelphia	Kansas City	Chattanooga
2006	Duke	North Carolina	LSU	Ohio State
	Bridgeport	Cleveland	San Antonio	Albuquerque
2007**	Duke	TENNESSEE	North Carolina	Connecticut
	Greensboro	Dayton	Dallas	Fresno
2008**	Connecticut	TENNESSEE	North Carolina	Stanford
	Greensboro	Oklahoma City	New Orleans	Spokane
2009	Connecticut	Duke	Maryland	Oklahoma
	Trenton	Berkeley	Raleigh	Oklahoma City
2010	Connecticut	TENNESSEE	Stanford	Nebraska
	Dayton	Memphis	Sacramento	Kansas City
2011	TENNESSEE	Connecticut	Stanford	Baylor
	Dayton	Philadelphia	Spokane	Dallas
2012	Notre Dame	Connecticut	Stanford	Baylor
	Raleigh	Kingston	Fresno	Des Moines
2013	Baylor	Stanford	Notre Dame	Connecticut
	Oklahoma City	Spokane	Norfolk	Bridgeport
2014	Connecticut	South Carolina	Notre Dame	TENNESSEE
	Lincoln	Stanford	Notre Dame	Louisville
2015	Connecticut	Notre Dame	South Carolina	Maryland
	Albany	Oklahoma City	Greensboro	Spokane

(Key: *UT advanced to Final Four; **UT NCAA Champions)

SEEDING THROUGH THE YEARS

Year	Seed	Region	Result
1982	#2	Midwest	Final Four (3rd)
1983	#1	Midwest	lost in regional final
1984	#3	Midwest	Final Four (2nd)
1985	#3	Midwest	lost in regional semis
1986	#4	Midwest	Final Four (3rd)
1987	#2	Midwest	NCAA Champions
1988	#1	East	Final Four (3rd)
1989	#1	East	NCAA Champions
1990	#1	East	lost in regional final (OT)
1991	#1	Midwest	NCAA Champions
1992	#1	Midwest	lost in regional semis
1993	#1	Midwest	lost in regional final
1994	#1	Midwest	lost in regional semis
1995	#1	Midwest	Final Four (2nd)
1996	#1	East	NCAA Champions
1997	#3	Midwest	NCAA Champions
1998	#1	Midwest	NCAA Champions
1999	#1	East	lost in regional final
2000	#1	Midwest	Final Four (2nd)
2001	#1	Midwest	lost in regional semis
2002	#2	Midwest	Final Four (3rd)
2003	#1	Midwest	Final Four (2nd)
2004	#1	Midwest	Final Four (2nd)
2005	#1	Philadelphia	Final Four (3rd)
2006	#2	Cleveland	lost in regional final
2007	#1	Dayton	NCAA Champions
2008	#1	Oklahoma City	NCAA Champions
2009	#5	Berkeley	lost in first round
2010	#1	Memphis	lost in regional semis
2011	#1	Dayton	lost in regional final
2012	#2	Des Moines	lost in regional final
2013	#2	Oklahoma City	lost in regional final
2014	#1	Louisville	lost in regional semis
2015	#2	Spokane	lost in regional final

TENNESSEE NCAA TOURNAMENT STATISTICS

1982 - 4 games	FG-FGA	PCT	3FG-FGA	PCT	FT-FTA	PCT	REB-AVG	PF	PTS-AVG	AS	TO	BK	ST
UT	105-220	.477			77-99	.778	147-36.8	81	287-71.8	53	82	10	40
OPP	109-253	.431			60-89	.674	157-39.3	88	278-69.5	30	81	15	38
1983 - 3 games	FG-FGA	PCT	3FG-FGA	PCT	FT-FTA	PCT	REB-AVG	PF	PTS-AVG	AS	TO	BK	ST
UT	91-188	.484			57-83	.687	153-51.0	75	239-79.7	41	62	7	27
OPP	79-203	.389			43-70	.614	101-33.7	74	201-67.0	24	60	8	28
1984 - 5 games	FG-FGA	PCT	3FG-FGA	PCT	FT-FTA	PCT	REB-AVG	PF	PTS-AVG	AS	TO	BK	ST
UT	138-299	.462			75-106	.708	220-44.0	91	351-70.2	73	85	5	38
OPP	126-316	.399			64-86	.744	167-33.4	97	316-63.2	35	79	20	31
1985 - 2 games	FG-FGA	PCT	3FG-FGA	PCT	FT-FTA	PCT	REB-AVG	PF	PTS-AVG	AS	TO	BK	ST
UT	47-115	.409			31-42	.738	86-43.0	48	125-62.5	18	39	7	12
OPP	45-103	.437			38-55	.509	70-35.0	36	118-59.0	20	43	6	21
1986 - 4 games	FG-FGA	PCT	3FG-FGA	PCT	FT-FTA	PCT	REB-AVG	PF	PTS-AVG	AS	TO	BK	ST
UT	121-274	.442			42-78	.538	170-42.5	80	284-71.0	69	59	6	23
OPP	118-254	.465			62-85	.729	156-39.0	77	298-74.5	49	63	18	27
1987 - 5 games	FG-FGA	PCT	3FG-FGA	PCT	FT-FTA	PCT	REB-AVG	PF	PTS-AVG	AS	TO	BK	ST
UT	146-305	.479			89-125	.712	229-45.8	104	379-75.8	90	83	13	42
OPP	112-300	.373			62-112	.554	176-35.2	111	286-57.2	48	92	20	32
1988 - 4 games	FG-FGA	PCT	3FG-FGA	PCT	FT-FTA	PCT	REB-AVG	PF	PTS-AVG	AS	TO	BK	ST
UT	122-241	.506	2-10	.200	63-79	.797	160-40.0	72	309-77.3	55	71	15	32
OPP	110-263	.418	4-20	.200	38-59	.644	142-35.7	72	262-65.5	48	78	6	38
1989 - 5 games	FG-FGA	PCT	3FG-FGA	PCT	FT-FTA	PCT	REB-AVG	PF	PTS-AVG	AS	TO	BK	ST
UT	156-322	.484	0-2	.000	106-141	.752	221-44.2	64	418-83.6	78	83	16	53
OPP	132-317	.416	10-40	.250	39-55	.709	156-31.2	116	313-62.6	53	104	8	36

TENNESSEE NCAA TOURNAMENT STATISTICS

1990 - 3 games	FG-FGA	PCT	3FG-FGA	PCT	FT-FTA	PCT	REB-AVG	PF	PTS-AVG	AS	TO	BK	ST
UT	91-199	.457	1-10	.100	59-96	.615	137-45.7	57	242-80.7	39	51	5	35
OPP	76-170	.447	11-29	.379	46-67	.687	109-36.3	72	209-69.7	32	68	12	22
1991 - 5 games	FG-FGA	PCT	3FG-FGA	PCT	FT-FTA	PCT	REB-AVG	PF	PTS-AVG	AS	TO	BK	ST
UT	117-287	.408	12-35	.343	84-135	.622	224-44.8	100	330-66	57	90	17	39
OPP	114-286	.399	14-40	.350	58-89	.652	175-35.0	112	300-60	47	84	21	36
1992 - 2 games	FG-FGA	PCT	3FG-FGA	PCT	FT-FTA	PCT	REB-AVG	PF	PTS-AVG	AS	TO	BK	ST
UT	60-134	.448	10-31	.323	37- 55	.673	87-43.5	47	167-83.5	27	33	0	22
OPP	47-105	.448	5- 11	.454	32- 52	.615	70-35.0	48	131-65.5	19	46	8	15
1993 - 3 games	FG-FGA	PCT	3FG-FGA	PCT	FT-FTA	PCT	REB-AVG	PF	PTS-AVG	AS	TO	BK	ST
UT	83-204	.407	11-32	.348	42-67	.627	130-43.3	56	219-73.0	38	37	8	37
OPP	72-157	.459	7- 13	.538	41-56	.732	10A5-35.0	59	192-64.0	33	54	11	13
1994 - 3 games	FG-FGA	PCT	3FG-FGA	PCT	FT-FTA	PCT	REB-AVG	PF	PTS-AVG	AS	TO	BK	ST
UT	87-182	.478	10- 29	.344	73- 103	.708	137-45.6	49	257-85.6	47	44	7	39
OPP	72-165	.436	7- 20	.350	23- 43	.534	83- 27.6	74	174-58.0	31	56	3	17
1995 - 6 games	FG-FGA	PCT	3FG-FGA	PCT	FT-FTA	PCT	REB-AVG	PF	PTS-AVG	AS	TO	BK	ST
UT	179-384	.466	15- 45	.333	97- 127	.764	280-46.7	86	470-78.3	115	90	16	53
OPP	139-371	.375	19- 69	.275	51- 81	.630	200-33.3	113	348-58.0	62	98	20	47
1996 - 6 games	FG-FGA	PCT	3FG-FGA	PCT	FT-FTA	PCT	REB-AVG	PF	PTS-AVG	AS	TO	BK	ST
UT	198-418	.474	16- 40	.400	97- 144	.674	281-46.8	85	509-84.8	101	76	14	63
OPP	150-381	.394	30-105	.286	56- 81	.691	216-36.0	112	386-64.3	76	103	23	37
1997 - 6 games	FG-FGA	PCT	3FG-FGA	PCT	FT-FTA	PCT	REB-AVG	PF	PTS-AVG	AS	TO	BK	ST
UT	179-352	.509	23-50	.460	100-144	.694	232-38.7	91	481-80.2	76	111	16	65
OPP	155-369	.420	26-92	.283	50-76	.658	194-32.3	114	386-64.3	80	124	11	63
1998 - 6 games	FG-FGA	PCT	3FG-FGA	PCT	FT-FTA	PCT	REB-AVG	PF	PTS-AVG	AS	TO	BK	ST
UT	196-427	.459	14-47	.298	125-175	.714	284-47.3	90	531-88.5	93	94	39	67
OPP	145-392	.370	27-81	.333	66-95	.695	234-39.0	136	383-63.8	64	144	17	51
1999 - 4 games	FG-FGA	PCT	3FG-FGA	PCT	FT-FTA	PCT	REB-AVG	PF	PTS-AVG	AS	TO	BK	ST
UT	134-284	.472	12-38	.316	53-85	.624	166-41.5	61	333-83.3	51	49	15	51
OPP	87-210	.414	15-40	.375	48-65	.738	132-33.0	85	237-59.3	48	93	14	17
2000 - 6 games	FG-FGA	PCT	3FG-FGA	PCT	FT-FTA	PCT	REB-AVG	PF	PTS-AVG	AS	TO	BK	ST
UT	141-342	.412	24-64	.375	109-154	.708	251-41.8	93	415-69.2	74	99	28	61
OPP	129-344	.375	18-75	.240	47-79	.595	204-34.0	133	323-53.8	76	121	20	47
2001 - 3 games	FG-FGA	PCT	3FG-FGA	PCT	FT-FTA	PCT	REB-AVG	PF	PTS-AVG	AS	TO	BK	ST
UT	84-200	.420	16-46	.348	53-67	.791	146-48.7	53	237-79.0	47	45	13	22
OPP	72-184	.391	17-64	.266	32-47	.681	95-31.7	51	193-64.3	35	41	9	26
2002 - 5 games	FG-FGA	PCT	3FG-FGA	PCT	FT-FTA	PCT	REB-AVG	PF	PTS-AVG	AS	TO	BK	ST
UT	134-332	.404	19-58	.328	91-115	.791	219-43.8	91	378-75.6	69	62	22	47
OPP	114-288	.396	28-91	.308	61-89	.685	180-36.0	91	317-63.4	64	83	31	28
2003 - 6 games	FG-FGA	PCT	3FG-FGA	PCT	FT-FTA	PCT	REB-AVG	PF	PTS-AVG	AS	TO	BK	ST
UT	171-361	.474	32-86	.372	95-128	.742	267-44.5	73	469-78.2	86	77	25	50
OPP	126-355	.355	36-109	.330	42-53	.792	173-28.8	107	330-55.0	61	85	16	33
2004 - 6 games	FG-FGA	PCT	3FG-FGA	PCT	FT-FTA	PCT	REB-AVG	PF	PTS-AVG	AS	TO	BK	ST
UT	154-365	.422	23-73	.315	71-100	.710	255-42.5	90	402-67.0	77	81	24	37
OPP	134-357	.375	27-84	.321	67-94	.713	206-34.3	91	362-60.3	63	74	21	50
2005 - 5 games	FG-FGA	PCT	3FG-FGA	PCT	FT-FTA	PCT	REB-AVG	PF	PTS-AVG	AS	TO	BK	ST
UT	131-310	.423	24-60	.400	81-116	.698	226-45.2	84	367-73.4	63	81	27	56
OPP	98-286	.343	19-77	.247	58-80	.725	173-34.6	97	273-54.6	44	97	15	55
2006 - 4 games	FG-FGA	PCT	3FG-FGA	PCT	FT-FTA	PCT	REB-AVG	PF	PTS-AVG	AS	TO	BK	ST
UT	108-233	.464	21-62	.339	70-95	.737	159-39.8	59	307-76.8	68	68	30	37
OPP	95-240	.396	19-55	.345	42-53	.792	131-32.8	81	251-62.8	56	65	13	36
2007 - 6 games	FG-FGA	PCT	3FG-FGA	PCT	FT-FTA	PCT	REB-AVG	PF	PTS-AVG	AS	TO	BK	ST
UT	154-353	.436	27-81	.333	87-121	.719	242-40.3	84	422-70.3	83	78	31	57
OPP	109-315	.346	18-75	.240	59-80	.738	190-37.1	104	295-49.2	54	109	15	32
2008 - 6 games	FG-FGA	PCT	3FG-FGA	PCT	FT-FTA	PCT	REB-AVG	PF	PTS-AVG	AS	TO	BK	ST
UT	150-362	.414	29-86	.337	81-118	.686	245-40.8	98	410-68.3	74	89	29	64
OPP	120-323	.372	17-65	.262	53-90	.589	206-34.3	108	310-51.7	57	119	15	45
2009 - 1 game	FG-FGA	PCT	3FG-FGA	PCT	FT-FTA	PCT	REB-AVG	PF	PTS-AVG	AS	TO	BK	ST
UT	23-66	.348	2-18	.111	7- 11	.636	44-44.0	16	55-55.0	15	16	4	5
OPP	24-54	.444	7-19	.368	16-20	.800	34-34.0	12	71-71.0	7	13	1	7
2010 - 3 games	FG-FGA	PCT	3FG-FGA	PCT	FT-FTA	PCT	REB-AVG	PF	PTS-AVG	AS	TO	BK	ST
UT	97-219	.443	16-46	.348	19-40	.475	133-44.3	47	229-76.3	51	30	18	21
OPP	69-171	.404	10-34	.294	35-44	.795	106-35.3	41	183-61.0	31	47	21	12
2011 - 4 games	FG-FGA	PCT	3FG-FGA	PCT	FT-FTA	PCT	REB-AVG	PF	PTS-AVG	AS	TO	BK	ST
UT	127-272	.467	20-59	.339	48-76	.632	195-48.4	54	322-80.5	63	46	21	26
OPP	95-251	.378	23-69	.333	39-52	.750	128-32.0	68	252-63.0	52	53	14	22
2012 - 4 games	FG-FGA	PCT	3FG-FGA	PCT	FT-FTA	PCT	REB-AVG	PF	PTS-AVG	AS	TO	BK	ST
UT	102-271	.376	23-83	.277	50-64	.781	191-47.8	51	277-69.3	50	47	18	28
OPP	96-258	.372	19-66	.288	36-46	.783	149-37.3	54	247-61.2	49	44	18	22
2013 - 4 games	FG-FGA	PCT	3FG-FGA	PCT	FT-FTA	PCT	REB-AVG	PF	PTS-AVG	AS	TO	BK	ST
UT	109-244	.447	21-66	.318	64-86	.744	162-40.5	63	303-75.8	55	61	19	45
OPP	92-263	.350	24-97	.247	51-65	.785	162-40.5	65	259-64.8	36	71	14	27
2014 - 3 games	FG-FGA	PCT	3FG-FGA	PCT	FT-FTA	PCT	REB-AVG	PF	PTS-AVG	AS	TO	BK	ST
UT	68-168	.405	9-26	.346	54-70	.771	127-42.3	46	199-66.3	35	49	13	23
OPP	65-177	.367	11-47	.234	29-46	.630	104-34.7	66	170-56.7	36	48	2	25
2015 - 4 games	FG-FGA	PCT	3FG-FGA	PCT	FT-FTA	PCT	REB-AVG	PF	PTS-AVG	AS	TO	BK	ST
UT	98-268	.366	20-67	.299	54-78	.794	175-43.8	61	270-67.5	51	48	13	26
OPP	97-229	.424	22-59	.373	39-52	.750	141-35.2	66	255-63.8	46	55	21	23
1982-2015 - 146 games	FG-FGA	PCT	3FG-FGA	PCT	FT-FTA	PCT	REB-AVG	PF	PTS-AVG				

TENNESSEE IN THE POSTSEASON

Date **Opponent** **UT** **Opp**

■ 1977 – AIAW Third in the Nation

AIAW Region II Championships, Memphis, Tenn.

Mar. 10	Clemson	84	46
Mar. 11	Old Dominion	61	60
Mar. 12	Tennessee Tech	72	59

AIAW Championships, Minneapolis, Minn.

Mar. 23	Michigan State	76	62
Mar. 24	Kansas State	81	69
Mar. 25	Delta State	58	62
Mar. 26	Immaculata	91	71

■ 1978

AIAW Region II Championships, Chapel Hill, N.C.

Mar. 9	North Carolina	92	66
Mar. 10	Kentucky	76	60
Mar. 11	North Carolina State	64	62

AIAW South Satellite Tournament, Cleveland, Miss.

Mar. 17	Maryland	69	75
Mar. 18	Valdosta State	80	83

■ 1979 – AIAW Third in the Nation

AIAW Region II Championships, Knoxville, Tenn.

Mar. 8	Clemson	89	61
Mar. 9	South Carolina	76	64
Mar. 10	Old Dominion	72	74

AIAW East Satellite Tournament, Bronx, N.Y.

Mar. 16	Rutgers	79	69
Mar. 17	Fordham	76	54

AIAW Championships, Greensboro, N.C.

Mar. 23	Louisiana Tech	84	102
Mar. 25	UCLA	104	86

■ 1980 – AIAW Runner-Up

AIAW Region II Championships, Knoxville, Tenn., and Columbia, S.C.

Mar. 5	Clemson	95	79
Mar. 7	South Carolina	67	54
Mar. 8	Old Dominion	67	68

AIAW South Satellite Tournament, Knoxville, Tenn.

Mar. 15	Kansas State	84	64
Mar. 18	Maryland	93	76

AIAW Championships, Mount Pleasant, Mich.

Mar. 21	South Carolina	75	72
Mar. 23	Old Dominion	53	68

■ 1981 – AIAW Runner-Up

AIAW Region II Championships, Knoxville, Tenn., and Norfolk, Va.

Mar. 10	Virginia	81	54
Mar. 13	Kentucky	58	49
Mar. 14	Old Dominion	65	64

AIAW National Playoffs, Knoxville, Tenn.

Mar. 21	Illinois State	78	63
Mar. 24	Maryland	79	67

AIAW Championships, Eugene, Ore.

Mar. 27	Old Dominion	68	65
Mar. 29	Louisiana Tech	59	79

■ 1982 – NCAA Third in the Nation

NCAA First Round, Knoxville, Tenn.

Mar. 13	Jackson State	72	56
---------	---------------	----	----

NCAA Midwest Regional Championships, Knoxville, Tenn.

Mar. 19	Memphis State	78	63
Mar. 21	Southern California (OT)	91	90

NCAA Final Four, Norfolk, Va.

Mar. 26	Louisiana Tech	46	69
---------	----------------	----	----

■ 1983

NCAA First Round, Knoxville, Tenn.

Mar. 19	South Carolina State	86	51
---------	----------------------	----	----

NCAA Midwest Regional Championships, South Bend, Ind.

Mar. 25	Mississippi (3 OT)	90	83
Mar. 27	Georgia	63	67

■ 1984 – NCAA Runner-Up

NCAA First Round, Knoxville, Tenn.

Mar. 17	Middle Tennessee State	70	52
---------	------------------------	----	----

NCAA Midwest Regional Championships, Knoxville, Tenn.

Mar. 23	Alabama	65	58
Mar. 25	Georgia	73	61

NCAA Final Four, Los Angeles, Calif.

Mar. 30	Cheyney	82	73
Apr. 1	Southern California	61	72

■ 1985

NCAA First Round, Knoxville, Tenn.

Date **Opponent** **UT** **Opp**

Mar. 16 Virginia 65 55
NCAA Midwest Regional Championships, Bowling Green, Ky.
 Mar. 22 Mississippi 60 63

■ 1986 – NCAA Third in the Nation

NCAA First Round, Knoxville, Tenn.

Mar. 16	Iowa	73	68
---------	------	----	----

NCAA Midwest Regional Championships, Iowa City, Iowa

Mar. 20	Georgia	85	82
Mar. 22	Louisiana State	67	65

NCAA Final Four, Lexington, Ky.

Mar. 28	Southern California	59	83
---------	---------------------	----	----

■ 1987 – NCAA Champion

NCAA First Round, Knoxville, Tenn.

Mar. 15	Tennessee Tech	95	59
---------	----------------	----	----

NCAA Midwest Regional Championships, Knoxville, Tenn.

Mar. 19	Virginia	66	58
Mar. 21	Auburn	77	61

NCAA Final Four, Austin, Texas

Mar. 27	Long Beach State	74	64
Mar. 29	Louisiana Tech	67	44

■ 1988 – NCAA Third in the Nation

NCAA Second Round, Knoxville, Tenn.

Mar. 18	Wake Forest	94	66
---------	-------------	----	----

NCAA East Regional Championships, Norfolk, Va.

Mar. 24	James Madison	72	52
Mar. 26	Virginia	84	76

NCAA Final Four, Tacoma, Wash.

Apr. 1	Louisiana Tech	59	68
--------	----------------	----	----

■ 1989 – NCAA Champion

NCAA Second Round, Knoxville, Tenn.

Mar. 18	LaSalle	91	61
---------	---------	----	----

NCAA East Regional Championships, Bowling Green, Ky.

Mar. 23	Virginia	80	47
Mar. 25	Long Beach State	94	80

NCAA Final Four, Tacoma, Wash.

Mar. 31	Maryland	77	65
Apr. 2	Auburn	76	60

■ 1990

NCAA Second Round, Knoxville, Tenn.

Mar. 17	Old Dominion	87	68
---------	--------------	----	----

NCAA East Regional Championships, Norfolk, Va.

Mar. 22	Clemson	80	62
Mar. 24	Virginia (OT)	75	79

■ 1991 – NCAA Champion

NCAA Second Round, Knoxville, Tenn.

Mar. 17	SW Missouri State	55	47
---------	-------------------	----	----

NCAA Midwest Regional Championships, Knoxville, Tenn.

Mar. 21	Western Kentucky	68	61
Mar. 23	Auburn	69	65

NCAA Final Four, New Orleans, La.

Mar. 30	Stanford	68	60
Mar. 31	Virginia (OT)	70	67

■ 1992

NCAA Second Round, Knoxville, Tenn.

Mar. 21	Rutgers	97	56
---------	---------	----	----

NCAA Midwest Regional Championships, West Lafayette, Ind.

Mar. 26	Western Kentucky	70	75
---------	------------------	----	----

■ 1993

NCAA Second Round, Knoxville, Tenn.

Mar. 20	Northwestern	89	66
---------	--------------	----	----

NCAA Midwest Regional Championships, Iowa City, Iowa

Mar. 25	North Carolina	74	54
Mar. 27	Iowa	56	72

NCAA First Round, Knoxville, Tenn.

Mar. 16	North Carolina A&T	111	37
---------	--------------------	-----	----

NCAA Second Round, Knoxville, Tenn.

Mar. 19	Clemson	78	66
---------	---------	----	----

NCAA Midwest Regional Championships, Fayetteville, Ark.

Mar. 24	Louisiana Tech	68	71
---------	----------------	----	----

■ 1995 – NCAA Runner-Up

NCAA First and Second Rounds, Knoxville, Tenn.

Mar. 16	Florida A&M	96	59
---------	-------------	----	----

Date **Opponent** **UT** **Opp**

Mar. 18 Florida International 70 44
NCAA Midwest Regional Championships, Knoxville, Tenn.
 Mar. 23 Western Kentucky 87 65
 Mar. 25 Texas Tech 80 59
NCAA Final Four, Minneapolis, Minn.
 Apr. 1 Georgia 73 51
 Apr. 2 Connecticut 64 70

■ 1996 – NCAA Champion

NCAA First and Second Rounds, Knoxville, Tenn.

Mar. 16	Radford	97	56
Mar. 18	Ohio State	97	65

NCAA East Regional Championships, Charlottesville, Va.

Mar. 23	Kansas	92	71
Mar. 25	Virginia	52	46

NCAA Final Four, Charlotte, N.C.

Mar. 29	Connecticut (OT)	88	83
Mar. 31	Georgia	83	65

■ 1997 – NCAA Champion

NCAA First and Second Rounds, Knoxville, Tenn.

Mar. 15	Grambling State	91	54
Mar. 17	Oregon	76	59

NCAA Midwest Regional Championships, Iowa City, Iowa

Mar. 22	Colorado	75	67
Mar. 24	Connecticut	91	81

NCAA Final Four, Cincinnati, Ohio

Mar. 29	Notre Dame	80	66
Mar. 30	Old Dominion	68	59

■ 1998 – NCAA Champion

NCAA First and Second Rounds, Knoxville, Tenn.

Mar. 14	Liberty	102	58
Mar. 16	Western Kentucky	82	62

NCAA Midwest Regional Championships, Iowa City, Iowa

Mar. 21	Rutgers	92	60
Mar. 23	North Carolina	76	70

NCAA Final Four, Kansas City, Mo.

Mar. 27	Arkansas	86	58
Mar. 29	Louisiana Tech	93	75

■ 1999

NCAA First and Second Rounds, Knoxville, Tenn.

Mar. 13	Appalachian State	113	54
Mar. 15	Boston College	89	62

NCAA East Regional Championships, Greensboro, N.C.

Mar. 20	Virginia Tech	68	52
Mar. 22	Duke	63	69

■ 2000 – NCAA Runner-Up

NCAA First and Second Rounds, Knoxville, Tenn.

Mar. 18	Furman	90	38
Mar. 20	Arizona	75	60

NCAA Midwest Regional Championships, Memphis, Tenn.

Mar. 25	Virginia	77	56
Mar. 27	Texas Tech	57	44

NCAA Final Four, Philadelphia, Pa.

Mar. 31	Rutgers	64	54
Apr. 2	Connecticut	52	71

■ 2001

NCAA First and Second Rounds, Knoxville, Tenn.

Mar. 16	Austin Peay	80	38
Mar. 18	St. Mary's (Calif.)	92	75

NCAA Midwest Regional Championships, Birmingham, Ala.

Mar. 24	Xavier	65	80
---------	--------	----	----

■ 2002 – NCAA Third in the Nation

NCAA First and Second Rounds, Knoxville, Tenn.

Mar. 15	Georgia State	98	68
Mar. 17	Notre Dame	89	50

NCAA Midwest Regional Championships, Ames, Iowa

Mar. 23	Brigham Young	68	57
Mar. 25	Vanderbilt	68	63

NCAA Final Four, San Antonio, Texas

Mar. 29	Connecticut	56	79
---------	-------------	----	----

TENNESSEE IN THE POSTSEASON

Date	Opponent	UT	Opp
■ 2003 – NCAA Runner-Up			
<i>NCAA First and Second Rounds, Knoxville, Tenn.</i>			
Mar. 22	Alabama State	95	43
Mar. 24	Virginia	81	51
<i>NCAA Midwest Regional Championships, Knoxville, Tenn.</i>			
Mar. 29	Penn State	86	58
Mar. 31	Villanova	73	49
<i>NCAA Final Four, Atlanta, Ga.</i>			
Apr. 6	Duke	66	56
Apr. 8	Connecticut	68	73
■ 2004 – NCAA Runner-Up			
<i>NCAA First and Second Rounds, Tallahassee, Fla.</i>			
Mar. 20	Colgate	77	54
Mar. 22	DePaul	79	59
<i>NCAA Midwest Regional Championships, Norman, Okla.</i>			
Mar. 28	Baylor	71	69
Mar. 30	Stanford	62	60
<i>NCAA Final Four, New Orleans, La.</i>			
Apr. 4	LSU	52	50
Apr. 6	Connecticut	61	70
■ 2005 – NCAA Third in Nation			
<i>NCAA First and Second Rounds, Knoxville, Tenn.</i>			
Mar. 20	Western Carolina	94	43
Mar. 22	Purdue	75	54
<i>NCAA Philadelphia East Regional Championships, Philadelphia, Pa.</i>			
Mar. 27	Texas Tech	75	59
Mar. 29	Rutgers	59	49
<i>NCAA Final Four, Indianapolis, Ind.</i>			
Apr. 3	Michigan State	64	68
■ 2006			
<i>NCAA First and Second Rounds, Norfolk, Va.</i>			
Mar. 19	Army	102	54
Mar. 21	George Washington	66	53
<i>NCAA Cleveland Regional Championships, Cleveland, Ohio</i>			
Mar. 26	Rutgers	76	69
Mar. 28	North Carolina	63	75
■ 2007 – NCAA Champion			
<i>NCAA First and Second Rounds, Pittsburgh, Pa.</i>			
Mar. 18	Drake	76	37
Mar. 20	Pittsburgh	68	54
<i>NCAA Dayton Regional Championships, Dayton, Ohio</i>			
Mar. 25	Marist	65	46
Mar. 27	Mississippi	98	62
<i>NCAA Final Four, Cleveland, Ohio</i>			
Apr. 1	North Carolina	56	50
Apr. 3	Rutgers	59	46
■ 2008 – NCAA Champion			
<i>NCAA First and Second Rounds, West Lafayette, Ind.</i>			
Mar. 23	Oral Roberts	94	55
Mar. 25	Purdue	78	52
<i>NCAA Oklahoma City Regional Championships, Oklahoma City, Okla.</i>			
Mar. 30	Notre Dame	74	64
Apr. 1	Texas A&M	53	45
<i>NCAA Final Four, Tampa, Fla.</i>			
Apr. 6	LSU	47	46
Apr. 8	Stanford	64	48
■ 2009			
<i>NCAA First Round, Bowling Green, Ky.</i>			
Mar. 22	Ball State	55	71
■ 2010			
<i>NCAA First and Second Rounds, Knoxville, Tenn.</i>			
Mar. 20	Austin Peay	75	42
Mar. 22	Dayton	92	64
<i>NCAA Memphis Regional Championships, Memphis, Tenn.</i>			
Mar. 27	Baylor	62	77
■ 2011			
<i>NCAA First and Second Rounds, Knoxville, Tenn.</i>			
Mar. 19	Stetson	99	34
Mar. 21	Marquette	79	70

Date	Opponent	UT	Opp
<i>NCAA Dayton Regional Championships, Dayton, Ohio</i>			
Mar. 26	Ohio State	85	75
Mar. 28	Notre Dame	59	73
■ 2012			
<i>NCAA First and Second Rounds, Chicago, Ill.</i>			
Mar. 17	UT-Martin	72	49
Mar. 20	DePaul	63	48
<i>NCAA Des Moines Regional Championships, Des Moines, Iowa</i>			
Mar. 24	Kansas	84	73
Mar. 27	Baylor	58	77
■ 2013			
<i>NCAA First and Second Rounds, Knoxville, Tenn.</i>			
Mar. 23	Oral Roberts	83	62
Mar. 25	Creighton	68	52
<i>NCAA Oklahoma City Regional Championships, Oklahoma City, Okla.</i>			
Mar. 31	Oklahoma	74	59
Apr. 2	Louisville	78	86
■ 2014			
<i>NCAA First and Second Rounds, Knoxville, Tenn.</i>			
Mar. 22	Northwestern State	70	46
Mar. 24	St. John's	67	51
<i>NCAA Louisville Regional Championships, Louisville, Ky.</i>			
Mar. 30	Maryland	62	73

■ 2015			
<i>NCAA First and Second Rounds, Knoxville, Tenn.</i>			
Mar. 21	Boise State	72	61
Mar. 23	Pittsburgh	77	67
<i>NCAA Spokane Regional Championships, Spokane, Wash.</i>			
Mar. 28	Gonzaga	73	69
Mar. 30	Maryland	48	58

UT RECORDS IN THE NCAA TOURNAMENT	
All Games (146):	120-26
1st Rd. (28):	27-1 (H: 22-0, A: 0-0, N: 5-1)
2nd Rd. (27):	27-0 (H: 22-0, A: 3-0, N: 2-0)
Sweet 16 (34):	27-6 (H: 6-0, A: 0-0, N: 21-6)
Elite 8 (27):	18-9 (H: 6-0, A: 1-1, N: 11-8)
Final Four (18):	21-0
Final Four Semifinals (18):	13-5
Final Four Championship (13):	8-5

▶ UT NCAA RECORD VS. OPPONENTS

Tennessee has played 81 different opponents in 146 NCAA playoff games since 1982 and sports a 120-26 record. The Lady Vols have compiled the following records against the opposition:

Alabama (1-0), Alabama State (1-0), Appalachian St. (1-0), Arizona (1-0), Arkansas (1-0), Army (1-0), Auburn (3-0), Austin Peay (2-0), Ball State (0-1), Baylor (1-2), Boise State (1-0), Boston College (1-0), Brigham Young (1-0), Cheyney (1-0), Clemson (2-0), Colgate (1-0), Colorado (1-0), Connecticut (2-5), Creighton (1-0), Dayton (1-0), DePaul (2-0), Drake (1-0), Duke (1-1), Fla. A&M (1-0), Fla. Intl. (1-0), Furman (1-0), George Washington (1-0), Georgia (4-1), Georgia State (1-0), Gonzaga (1-0), Grambling (1-0), Iowa (1-1), Jackson State (1-0), James Madison (1-0), Kansas (2-0), LaSalle (1-0), Liberty (1-0), Long Beach (2-0), Louisiana State (3-0), Louisiana Tech (2-3), Louisville (0-1), Marist (1-0), Marquette (1-0), Maryland (1-2), Memphis (1-0), Michigan State (0-1), Middle Tennessee (1-0), Mississippi (2-1), North Carolina (3-1), North Carolina A&T (1-0), Northwestern (1-0), Northwestern State (1-0), Notre Dame (3-1), Ohio State (2-0), Oklahoma (1-0), Old Dominion (2-0), Oral Roberts (2-0), Oregon (1-0), Penn State (1-0), Pittsburgh (1-0), Purdue (2-0), Radford (1-0), Rutgers (6-0), South Carolina State (1-0), Southern California (1-2), South-west Missouri (1-0), Stanford (3-0), Stetson (1-0), St. John's (1-0), St. Mary's (CA) (1-0), Tennessee-Martin (1-0), Tennessee Tech (1-0), Texas A&M (1-0), Texas Tech (3-0), Vanderbilt (1-0), Villanova (1-0), Virginia (8-1), Virginia Tech (1-0), Wake Forest (1-0), Western Carolina (1-0), Western Kentucky (3-1) and Xavier (0-1).

UT NCAA RECORD VS. CONFERENCES

Of the Lady Vols' 146 games in the NCAA Tournament since 1982, Tennessee has faced 27 different conferences. Almost half of UT's total number of games have come against teams from the Southeastern Conference (15-2), the Atlantic Coast Conference (17-4) and the Big East (16-7). The breakdown:

Atlantic Coast (17-4), Atlantic Sun (2-0), Atlantic 10 (6-1), Big Ten (7-3), Big 12 (9-2), Big East (16-7), Big South (2-0), Colonial (2-0), Conference USA (2-0), Metro-Atlantic (1-0), Mid-American (0-1), Mid-Eastern Athletic (3-0), Missouri Valley (3-0), Mountain West (2-0), Ohio Valley (5-0), Pac 10 (6-2), Patriot (2-0), Southeastern (15-2), Southern (3-0), Southland (2-0), Southwestern Athletic (3-0), Summit League (1-0), Sun Belt (5-4), Trans-American (1-0), West Coast (2-0), Western Collegiate (2-0), Independent (1-0)

- GENERAL
- STAFF
- PLAYERS
- REVIEW
- HISTORY
- FACILITIES
- NCAA
- SEC
- RECORDS
- MEDIA INFO



YEAR-BY-YEAR /// LADY VOL 39-YEAR POSTSEASON RECORD

YEAR	AP RANKING	TEAMS PLAYED IN TOURNAMENT (AP RANKING)	RECORD	FINISH
1977	5th (28-5)	#2 Immaculata, #1 Delta St., #20 Kansas State, #17 Mich. St.	3-1	3rd AIAW
1978	1st (27-4)	#8 Valdosta St., #6 Maryland	0-2	4th SER
1979	3rd (30-9)	#6 UCLA, #2 La. Tech, #19 Fordham, #7 Rutgers	3-1	3rd AIAW
1980	2nd (33-5)	#1 ODU, #4 So. Carolina, #6 Maryland, #13 Kansas State	3-1	2nd AIAW
1981	2nd (25-6)	#1 La. Tech, #3 ODU, #8 Maryland, #15 Ill. St	3-1	2nd AIAW
1982	4th (22-10)	#1 La. Tech, #6 So. Cal, #17 Memphis St., Jackson St.	3-1	3rd NCAA
1983	10th (25-8)	#8 Georgia, #13 Ole Miss, South Carolina St.	2-1	2nd MER
1984	15th (23-10)	#5 So. Cal, #9 Cheyney, #3 Georgia, #12 Ala., MTSU	4-1	2nd NCAA
1985	13th (22-10)	#6 Ole Miss, UVA	1-1	3rd MER
1986	15th (24-10)	#3 So. Cal, #9 LSU, #2 Georgia, #14 Iowa	3-1	3rd NCAA
1987	7th (28-6)	#3 La. Tech, #4 Long Beach St., #2 Auburn, #11 UVA, Tenn. Tech	5-0	NCAA Champs
1988	1st (31-3)	#5 La. Tech, #10 UVA, #14 James Madison, Wake Forest	3-1	3rd NCAA
1989	1st (35-2)	#2 Auburn, #5 Maryland, #7 Long Beach St., UVA, #18 LaSalle	5-0	NCAA Champs
1990	4th (27-6)	#12 UVA, NR Clemson, ODU	2-1	2nd ER
1991	4th (30-5)	#2 UVA, #11 Stanford, #6 Auburn, #10 W. Ky., S.W. Mo. St.	5-0	NCAA Champs
1992	2nd (28-3)	#15 Western Kentucky, Rutgers	1-1	3rd MER
1993	2nd (28-3)	#4 Iowa, #18 UNC, Northwestern	2-1	2nd MER
1994	1st (30-2)	#6 La. Tech, North Carolina A&T, Clemson	2-1	3rd MER
1995	3rd (34-3)	#1 UConn, #12 Ga., #5 Texas Tech, #8 W. Ky., Fla. Int., Fla. A&M	5-1	2nd NCAA
1996	1st (32-4)	#5 Ga., #2 UConn, #11 UVA, #20 Kansas, Ohio St., Radford	6-0	NCAA Champs
1997	10th (29-10)	#2 ODU, #15 N. Dame, #1 UConn, #18 Colo., Ore., Grambling	6-0	NCAA Champs
1998	1st (39-0)	#4 La. Tech, Ark., #7 UNC, Rutgers, #15 W. Ky., Liberty	6-0	NCAA Champs
1999	2nd (31-3)	#10 Duke, #13 Virginia Tech, Boston College, Appalachian St.	3-1	2nd ER
2000	2nd (33-4)	#1 UConn, #8 Rutgers, #11 Texas Tech, #19 UVA, #21 Ariz., Furman	5-1	2nd NCAA
2001	3rd (31-3)	#12 Xavier, St. Mary's College, Austin Peay	2-1	3rd MER
2002	6th (29-5)	#1 UConn, #4 Vandy, Brigham Young, Notre Dame, Georgia State	4-1	3rd NCAA
2003	4th (33-5)	#1 UConn, #2 Duke, #11 Villanova, #15 Penn State, UVA, Alabama St.	5-1	2nd NCAA
2004	2nd (31-4)	#6 UConn, #19 LSU, #10 Stanford, #15 Baylor, #25 DePaul, Colgate	5-1	2nd NCAA
2005	3rd (30-5)	#7 Michigan State, #9 Rutgers, #14 Texas Tech, Purdue, W. Carolina	4-1	3rd NCAA
2006	6th (31-5)	#1 North Carolina, #9 Rutgers, George Washington, Army	3-1	2nd CR
2007	3rd (34-3)	#15 Rutgers, #2 North Carolina, Mississippi, Marist, Pittsburgh, Drake	6-0	NCAA Champs
2008	3rd (36-2)	#4 Stanford, #6 LSU, #8 Texas A&M, #15 Notre Dame, Purdue, Oral Roberts	6-0	NCAA Champs
2009	18th (22-11)	Ball State	0-1	First Round
2010	3rd (32-3)	#14 Baylor, Dayton, Austin Peay	2-1	3rd MR
2011	4th (34-3)	#10 Notre Dame, #18 Ohio State, #25 Marquette, Stetson	3-1	2nd DR
2012	9th (27-9)	#1 Baylor, Kansas, DePaul, UT-Martin	3-1	2nd DMR
2013	10th (27-8)	#16/17 Louisville, Oklahoma, Creighton, Oral Roberts	3-1	2nd OKCR
2014	3rd (29-6)	#11/9 Maryland, St. John's, Northwestern (La.) State	2-1	3rd LR
2015	6th (30-6)	#4/3 Maryland, Gonzaga, Pittsburgh, Boise State	3-1	2nd SR

TOP FIVE COACHES BY NCAA FINAL FOUR APPEARANCES

RK. COACH	SCHOOL	APP	W-L	AT FINAL FOUR
1. Pat Summitt	Tennessee	18	21-10	Eight titles (1987, '89, '91, '96, '97, '98, '07, '08)
2. Geno Auriemma	Connecticut	16	20-5	Ten titles (1995, '00, '02, '03, '04, '09, '10, '13, '14, '15)
3. Tara VanDerveer	Stanford	11	6-9	Two titles (1990, '92)
4. Leon Barmore	Louisiana Tech	9	6-8	One title (1988)
5. Muffet McGraw	Notre Dame	7	6-6	One title (2005)

NCAA STATS /// MISCELLANEOUS NCAA ACCOMPLISHMENTS

- Tennessee has played in the most NCAA tourney games (146).
- UT has the most NCAA Tournament wins (120) and is second in tourney winning percentage (.822).
- The Lady Vols are the only team to appear in all 34 NCAA Tournaments.
- Tennessee's 18 Final Four appearances rank first.
- A total of 95 Lady Vol team members have participated/played in the Final Four, which ranks first among all schools.
- Six Lady Vols have been the tournament's leading scorer on eight occasions -- Mary Ostrowski (1984), Bridgette Gordon (1987, 1989), Dana Johnson (1995), Chamique Holdslaw (1997, 1998), Tamika Catchings (2000) and Candace Parker (2007).
- UT's Chamique Holdslaw is the NCAA's all-time leading tournament scorer (1996-99) with 479 points. She played in 22 tournament games and averaged 21.8 ppg.
- Seven Lady Vols have been the tournament's leading rebounder -- Mary Ostrowski (1984), Sheila Frost (1987), Daedra Charles (1991), Chamique Holdslaw (1998), Tamika Catchings (2000), Gwen Jackson (2003) and Candace Parker (2007).
- Tennessee has twice come from 17 points down to win NCAA Tournament games, doing so most recently on March 28, 2015, vs. Gonzaga in Spokane, Wash. The Lady Vols trailed the Bulldogs, 57-40, with 6:34 to play before rallying to force overtime and prevail, 73-69, after an extra five minutes of play.
- Prior to that epic comeback vs. Gonzaga, Tennessee trailed Virginia by 17 in Charlottesville, 31-14, with 17:06 remaining before rallying to take a 52-46 victory over the Cavaliers in the Elite Eight on March 25, 1996.

NCAA TOURNAMENT HONORS

FINAL FOUR MVP

- 2008 - Candace Parker
- 2007 - Candace Parker
- 1998 - Chamique Holdscraw
- 1997 - Chamique Holdscraw
- 1996 - Michelle Marciniak
- 1989 - Bridgette Gordon
- 1987 - Tonya Edwards

FINAL FOUR ALL-TOURNAMENT

- 2008 - Candace Parker, Nicky Anosike, Shannon Bobbitt
- 2007 - Candace Parker, Nicky Anosike, Shannon Bobbitt
- 2004 - Shanna Zolman
- 2003 - Gwen Jackson, Kara Lawson
- 2000 - Tamika Catchings
- 1998 - Chamique Holdscraw, Tamika Catchings, Kellie Jolly
- 1997 - Chamique Holdscraw, Kellie Jolly
- 1996 - Michelle Marciniak, Chamique Holdscraw, Tiffani Johnson
- 1995 - Nikki McCray
- 1991 - Dena Head, Daedra Charles
- 1989 - Bridgette Gordon, Sheila Frost
- 1987 - Tonya Edwards, Bridgette Gordon
- 1984 - Mary Ostrowski

EAST REGIONAL MVP

- 1996 - Latina Davis
- 1989 - Bridgette Gordon
- 1988 - Dawn Marsh

EAST REGIONAL ALL-TOURNAMENT

- 1999 - Chamique Holdscraw, Tamika Catchings
- 1996 - Latina Davis, Michelle Marciniak, Chamique Holdscraw
- 1990 - Daedra Charles, Dena Head
- 1989 - Bridgette Gordon, Sheila Frost
- 1988 - Dawn Marsh, Bridgette Gordon

MIDEAST REGIONAL MVP

- 2003 - Gwen Jackson
- 2000 - Tamika Catchings
- 1998 - Chamique Holdscraw
- 1995 - Nikki McCray
- 1991 - Kelli Casteel
- 1987 - Bridgette Gordon
- 1986 - Shelley Sexton
- 1984 - Mary Ostrowski
- 1982 - Shelia Collins

MIDEAST REGIONAL ALL-TOURNAMENT

- 2003 - Shyra Ely, Gwen Jackson, Kara Lawson
- 2000 - Tamika Catchings, Semeka Randall
- 1998 - Chamique Holdscraw, Semeka Randall

- 1995 - Nikki McCray, Dana Johnson, Michelle Marciniak
- 1994 - Nikki McCray
- 1993 - Tiffany Woosley, Lisa Harrison
- 1991 - Kelli Casteel, Daedra Charles, Jody Adams
- 1987 - Bridgette Gordon, Sheila Frost
- 1986 - Shelley Sexton, Sheila Frost
- 1985 - Shelia Collins
- 1984 - Mary Ostrowski, Tanya Haave
- 1983 - Tanya Haave
- 1982 - Shelia Collins

MIDWEST REGIONAL MVP

- 1997 - Chamique Holdscraw

MIDWEST REGIONAL ALL-TOURNAMENT

- 2004 - Tasha Butts, Shyra Ely, LaToya Davis
- 2002 - Shyra Ely, Gwen Jackson
- 1997 - Chamique Holdscraw, Kellie Jolly, Pashen Thompson

PHILADELPHIA REGIONAL ALL-TOURNAMENT

- 2005 - Shyra Ely, Shanna Zolman

CLEVELAND REGIONAL ALL-TOURNAMENT

- 2006 - Candace Parker, Shanna Zolman

DAYTON REGIONAL MVP

- 2007 - Candace Parker

DAYTON REGIONAL ALL-TOURNAMENT

- 2007 - Candace Parker, Shannon Bobbitt
- 2011 - Shekinna Stricklen

OKLAHOMA CITY REGIONAL MVP

- 2008 - Candace Parker

OKLAHOMA CITY REGIONAL ALL-TOURNAMENT

- 2008 - Candace Parker, Alexis Hornbuckle
- 2013 - Taber Spani, Kamiko Williams

DES MOINES REGIONAL ALL-TOURNAMENT

- 2012 - Glory Johnson, Shekinna Stricklen

LOUISVILLE REGIONAL ALL-TOURNAMENT

- 2014 - Meighan Simmons

SPOKANE REGIONAL ALL-TOURNAMENT

- 2015 - Cierra Burdick, Ariel Massengale

THE FEW. THE PROUD. THE NCAA CHAMPIONS.

The few. The proud. The NCAA Champions. During Pat Head Summitt's tenure as head coach (1974-2012), only 161 women were selected to wear the Orange and White of the University of Tennessee Lady Volunteers.

Fifty-eight players of 161 (through the 2011-12 season) earned the distinction of being an "NCAA Champion" during their playing days at the University of Tennessee. That's practically 40 percent! And that is truly remarkable. Additionally, forty percent of the 58 players have brought home two or more titles.

A total of 12 coaches helped to bring the eight titles to the Knoxville campus. The common denominator of the eight championships with coach Summitt was (then) associate head coach Holly Warlick. In her first tenure with the Lady Vols, Mickie DeMoss claimed six rings (1987, 1989, 1991, 1996, 1997 and 1998). Former assistants Al Brown (1996, 1997 and 1998) and Nikki Caldwell (2007, 2008) are the only former aides with numerous titles. Current assistant Dean Lockwood picked up his first national titles as a Lady Vol coach in 2007 and 2008. Seven graduate assistant coaches had the opportunity to experience one title each.

Player	Year(s)	Player	Year(s)
Jody Adams	1991	Chamique Holdscraw	1996, 97, 98
Nicky Anosike	2007, 08	Alexis Hornbuckle	2007, 08
Alberta Auguste	2007, 08	Karla Horton	1987
Vicki Baugh	2008	Marlene Jeter	1991
Angie Bjorklund	2008	Tiffani Johnson	1996, 97
Shannon Bobbitt	2007, 08	Kellie Jolly	1996, 97, 98
Niya Butts	1997, 98	Brynae Laxton	1996, 97, 98
Kelley Cain	2008	Cheryl Littlejohn	1987
Nikki Caldwell	1991	Michelle Marciniak	1996
Tamara Carver	1991	Dawn Marsh	1987
Kelli Casteel	1989, 91	Melissa McCray	1987, 89
Tamika Catchings	1998	Carla McGhee	1987, 89
Daedra Charles	1989, 91	Cait McMahan	2007, 08
Regina Clark	1989, 91	Laurie Milligan	1996, 97, 98
Kristen "Ace" Clement	1998	Sabrina Mott	1987
Abby Conklin	1996, 97	Candace Parker	2007, 08
Elizabeth Curry	2007	Semeka Randall	1998
Latina Davis	1996	Dominique Redding	2007
Tonya Edwards	1987, 89	Debbie Scott	1989
Kyra Elzy	1997, 98	Shelley Sexton	1987
Peggy Evans	1991	Sydney Smallbone	2008
Sheila Frost	1987, 89	Kim Smallwood	1996
Alex Fuller	2007, 08	Sidney Spencer	2007
Teresa Geter	1998	Kathy Spinks	1987
Bridgette Gordon	1987, 89	LaShonda Stephens	1997, 98
Misty Greene	1996, 97, 98	Pashen Thompson	1996, 97
Lisa Harrison	1991	Gay Townson	1987
Debbie Hawhee	1989, 91	Jennifer Tuggle	1987
Dena Head	1989, 91	Lisa Webb	1987

Staff	Position	Year(s)
Al Brown	Asst. Coach	1996, 97, 98
Nikki Caldwell	Asst. Coach	2007, 08
Elizabeth Curry	Grad Asst. Coach	2008
Mickie DeMoss	Assoc. Head Coach	1987, 89, 91, 96, 97, 98
Angela Lawson	Grad Asst. Coach	1991
Dean Lockwood	Asst. Coach	2007, 08
Dawn Marsh	Grad Asst. Coach	1989
Shelley Sexton	Grad Asst. Coach	1989
Pat Summitt	Head Coach	1987, 89, 91, 96, 97, 98, 07, 08
Pam Tanner	Grad Asst. Coach	1991
Heidi VanDerveer	Grad Asst. Coach	1987
Holly Warlick	Asst. Coach	1987, 89, 91, 96, 97, 98
Lisa Webb	Assoc. Head Coach	2007, 08
	Grad Asst. Coach	1989

TOP FIVE TEAMS IN THE NCAA TOURNAMENT BY TOTAL GAMES PLAYED

RK. SCHOOL	GAMES	W-L	YEARS	1st	2nd	3rd
1. TENNESSEE	146	120-26	34	8	5	5
2. Connecticut	120	103-17	27	10	0	5
3. Stanford	104	77-27	29	2	2	8
4. Louisiana Tech	90	65-25	27	2	4	4
5. Georgia	85	55-31	31	0	2	3

- GENERAL
- STAFF
- PLAYERS
- REVIEW
- HISTORY
- FACILITIES
- NCAA
- SEC
- RECORDS
- MEDIA INFO



CURRENT LADY VOLS IN THE NCAA TOURNAMENT

■ ANDRAYA CARTER'S CAREER NCAA TOURNAMENT STATS

Opponent	GP	GS	Min	FG FGA	Pct	3FG FGA	Pct	FT FTA	Pct	Off	Def	Tot	Avg	PF-FO	A	TO	Blk	Stl	Pts	Avg				
2013																								
Redshirted - Did Not Play During NCAA Tournament																								
N'western St.	1	1	31	3	.750	1	2	.500	0	0	0	0	0.000	1	1	2	2.0	3-0	3	1	0	2	7	7.0
St. John's	1	1	39	2	.286	0	1	.000	3	4	.750	1	1	2	2.0	2-0	2	2	1	4	7	7.0		
Maryland	1	1	29	0	.000	0	2	.000	2	4	.500	0	0	0	1.3	3-0	3	0	0	2	2	5.3		
2014	3	3	99	5	.172	1	5	.200	5	8	.625	2	2	4	1.3	8-0	8	3	1	8	16	5.3		
Boise St.	1	1	32	3	.429	2	3	.667	0	2	.000	2	2	4	4.0	2-0	4	0	0	3	8	8.0		
Pitt	1	1	34	4	.400	1	3	.333	1	2	.500	2	0	2	3.0	2-0	0	0	0	2	10	9.0		
Gonzaga	1	1	22	0	.000	0	3	.000	0	0	.000	1	1	2	2.7	4-0	0	2	0	1	0	6.0		
Maryland	1	1	35	2	.200	1	4	.250	0	0	.000	4	0	4	3.0	3-0	1	1	1	2	5	5.8		
2015	4	4	123	9	.333	.273	4	13	.308	1	4	.250	3	12	3	10-0	5	3	1	8	23	5.8		
Career	7	7	222	14	.50	.280	5	18	.278	7	12	.583	11	5	16	2.3	19-0	13	6	2	16	39	5.6	

■ DIAMOND DESHIELDS' CAREER NCAA TOURNAMENT STATS (PLAYED 2013-14 SEASON AT NORTH CAROLINA)

Opponent	GP	GS	Min	FG FGA	Pct	3FG FGA	Pct	FT FTA	Pct	Off	Def	Tot	Avg	PF-FO	A	TO	Blk	Stl	Pts	Avg			
UT Martin	1	0	31	3	.250	0	5	.000	9	9	1.000	0	1	1	1.0	5-1	4	2	0	1	15	15.0	
Michigan State	1	1	35	9	.259	1	1	1.000	5	7	.714	0	12	12	6.5	1-0	2	6	0	3	24	19.5	
South Carolina	1	1	32	8	.166	1	3	.333	2	3	.667	0	3	3	5.3	3-0	0	0	2	2	19	19.3	
Stanford	1	1	39	5	.167	1	6	.167	2	2	1.000	0	4	4	5.0	3-0	1	3	0	1	13	17.8	
2014 (at UNC)	4	3	137	25	.60	.417	3	15	.200	18	21	.857	0	20	20	5.0	12-1	7	11	2	7	71	17.8
2015																							
Redshirted - Did Not Play During NCAA Tournament																							
Career	4	3	137	25	.60	.417	3	15	.200	18	21	.857	0	20	20	5.0	12-1	7	11	2	7	71	17.8

■ KORTNEY DUNBAR'S CAREER NCAA TOURNAMENT STATS

2015 - Did Not Play During NCAA Tournament

■ BASHAARA GRAVES' CAREER NCAA TOURNAMENT STATS

Opponent	GP	GS	Min	FG FGA	Pct	3FG FGA	Pct	FT FTA	Pct	Off	Def	Tot	Avg	PF-FO	A	TO	Blk	Stl	Pts	Avg		
Oral Roberts	1	1	26	3	.600	0	0	.000	5	8	.625	3	4	7	7.0	1-0	3	1	0	2	11	11.0
Creighton	1	1	25	2	.667	0	0	.000	0	0	.000	1	2	3	5.0	1-0	2	0	0	0	4	7.5
Oklahoma	1	1	18	3	.750	0	0	.000	0	0	.000	1	3	4	4.7	1-0	0	2	1	3	6	7.0
Louisville	1	1	28	3	.600	0	0	.000	5	10	.500	5	5	10	6.0	1-0	3	2	1	3	11	8.0
2013	4	4	97	11	.747	0	0	.000	10	18	.556	10	14	24	6.0	4-0	8	5	2	8	32	8.0
N'western St.	1	1	26	2	.286	0	0	.000	0	0	.000	5	7	12	12.0	1-0	1	2	1	0	4	4.0
St. John's	1	1	14	1	1.000	0	0	.000	3	4	.750	1	3	4	8.0	3-0	0	1	1	1	5	4.5
Maryland	1	1	35	1	.333	0	0	.000	3	4	.750	6	8	14	10.0	4-0	3	2	0	5	4.7	
2014	3	3	75	4	.111	.364	0	.000	6	8	.750	12	18	30	10.0	8-0	1	6	4	1	14	4.7
Boise St.	1	1	32	9	.118	0	0	.000	6	8	.750	2	3	5	5.0	2-0	3	1	1	1	24	24.0
Pitt	1	1	35	8	.171	0	0	.000	5	6	.833	10	4	14	9.5	0-0	3	3	0	1	21	22.5
Gonzaga	1	1	34	3	.250	0	0	.000	1	1	1.000	7	0	7	8.7	4-0	0	1	1	1	7	17.3
Maryland	1	1	28	3	.300	0	0	.000	0	1	.000	3	4	7	8.3	5-1	1	0	0	1	6	14.5
2015	4	4	129	23	.50	.460	0	.000	12	16	.750	22	11	33	8.3	11-1	7	5	2	4	58	14.5
Career	11	11	301	38	.78	.487	0	.000	28	42	.667	44	43	87	7.9	23-1	16	16	8	13	104	9.5

■ JASMINE JONES' CAREER NCAA TOURNAMENT STATS

Opponent	GP	GS	Min	FG FGA	Pct	3FG FGA	Pct	FT FTA	Pct	Off	Def	Tot	Avg	PF-FO	A	TO	Blk	Stl	Pts	Avg		
Oral Roberts	1	0	20	2	.667	0	0	.000	3	4	.750	2	2	4	4.0	4-0	0	2	0	1	7	7.0
Creighton	1	0	17	3	.429	0	0	.000	1	2	3	3.5	1.0	1	0	0	0	2	6	6.5		
Oklahoma	1	0	18	3	.500	0	0	.000	0	1	0.000	2	3	5	4.0	2-0	0	1	0	1	6	6.3
Louisville	1	0	17	2	.667	0	0	.000	1	2	.500	2	2	4	4.0	3-0	1	4	0	0	5	6.0
2013	4	0	72	10	.19	.526	0	.000	4	7	.571	7	9	16	4.0	10-0	2	7	0	4	24	6.0
N'western St.	1	0	18	1	.143	0	0	.000	4	4	1.000	3	4	7	7.0	1-0	2	1	1	0	6	6.0
St. John's	1	0	7	0	.000	0	0	.000	3	4	.750	1	0	1	4.0	2-0	0	3	0	3	4.5	
Maryland	1	0	17	4	.667	0	0	.000	3	4	.750	0	2	2	3.3	1-0	0	2	0	1	11	6.7
2014	3	0	42	5	.16	.313	0	.000	10	12	.833	4	6	10	3.3	4-0	2	6	1	1	20	6.7
2015																						
Redshirted - Did Not Play During NCAA Tournament																						
Career	7	0	114	15	.35	.429	0	.000	14	19	.737	11	15	26	3.7	14-0	4	13	1	5	44	6.3

■ ALEXA MIDDLETON'S CAREER NCAA TOURNAMENT STATS

Opponent	GP	GS	Min	FG FGA	Pct	3FG FGA	Pct	FT FTA	Pct	Off	Def	Tot	Avg	PF-FO	A	TO	Blk	Stl	Pts	Avg			
Boise St.	1	0	13	0	.000	0	1	.000	0	0	.000	0	0	0	0.0	0-0	1	0	0	1	0	0.0	
Pitt	1	0	10	1	.500	0	0	.000	0	0	.000	0	0	0	0.0	0-0	1	0	0	0	2	1.0	
Gonzaga	1	0	16	2	.400	1	3	.333	0	0	.000	0	0	0	0.0	2-0	0	0	0	0	5	2.3	
Maryland	1	0	12	1	.333	0	1	.000	0	0	.000	1	1	2	0.5	1-0	0	0	0	1	2	2.3	
2015	4	0	51	4	.12	.333	1	5	.200	0	0	.000	1	1	2	0.5	3-0	2	1	0	2	9	2.3
Career	4	0	51	4	.12	.333	1	5	.200	0	0	.000	1	1	2	0.5	3-0	2	1	0	2	9	2.3

■ NIA MOORE'S CAREER NCAA TOURNAMENT STATS

Opponent	GP	GS	Min	FG FGA	Pct	3FG FGA	Pct	FT FTA	Pct	Off	Def	Tot	Avg	PF-FO	A	TO	Blk	Stl	Pts	Avg		
Oral Roberts	1	0	7	1	.500	0	0	.000	0	0	.000	0	2	2	2.0	0-0	2	2	1	0	2	2.0
Creighton	1	0	2	0	.000	0	0	.000	0	0	.000	0	1	1	1.5	0-0						

LADY VOLS IN THE NCAA TOURNAMENT

■ JAIME NARED'S CAREER NCAA TOURNAMENT STATS

Opponent	GP	GS	Min	FG	FGA	Pct	3FG	FGA	Pct	FT	FTA	Pct	Off	Def	Tot	Avg	PF-FO	A	TO	Blk	Stl	Pts	Avg
Boise St.	1	0	27	2	9	.222	0	0	.000	2	3	.667	6	4	0	10.0	1-0	1	2	0	0	6	6.0
Pitt	1	0	14	1	2	.500	1	1	1.000	0	0	.000	2	1	3	6.5	1-0	2	3	0	0	3	4.5
Gonzaga	1	0	28	3	8	.375	1	2	.500	5	5	1.000	3	3	6	6.3	3-0	0	3	1	0	12	7.0
Maryland	1	0	16	1	4	.250	0	1	.000	0	0	.000	2	2	4	5.8	1-0	0	2	0	0	2	5.8
2015	4	0	85	7	23	.304	2	4	.500	7	8	.875	13	10	23	5.8	6-0	3	10	1	0	23	5.8
Career	4	0	85	7	23	.304	2	4	.500	7	8	.875	13	10	23	5.8	6-0	3	10	1	0	23	5.8

■ JORDAN REYNOLDS' CAREER NCAA TOURNAMENT STATS

Opponent	GP	GS	Min	FG	FGA	Pct	3FG	FGA	Pct	FT	FTA	Pct	Off	Def	Tot	Avg	PF-FO	A	TO	Blk	Stl	Pts	Avg
N'western St.	1	0	28	2	6	.333	1	3	.333	2	2	1.000	0	3	3	3.0	0-0	3	2	0	0	7	7.0
St. John's	1	0	23	1	4	.250	0	0	.000	0	0	.000	0	1	1	2.0	1-0	1	1	0	1	2	4.5
Maryland	1	0	19	1	5	.200	0	1	.000	0	0	.000	0	2	2	2.0	1-0	1	3	0	1	2	3.7
2014	3	0	70	4	15	.267	1	4	.250	2	2	1.000	0	6	6	2.0	2-0	5	6	0	2	11	3.7
Boise St.	1	1	25	3	9	.333	0	0	.000	2	2	1.000	3	2	5	5.0	0-0	1	2	0	1	8	8.0
Pitt	1	1	26	3	9	.333	1	2	.500	2	4	.500	2	4	6	5.5	4-0	4	2	1	1	9	8.5
Gonzaga	1	1	38	2	6	.333	1	1	1.000	7	8	.875	3	4	7	6.0	0-0	3	0	1	1	12	9.7
Maryland	1	1	33	4	12	.333	0	3	.000	0	0	.000	1	6	7	6.3	1-0	2	1	0	2	8	9.3
2015	4	4	122	12	36	.333	2	6	.333	11	14	.786	9	16	25	6.3	5-0	10	5	2	5	37	9.3
Career	7	4	192	16	51	.314	3	10	.300	13	16	.813	9	22	31	4.4	7-0	15	11	2	7	48	6.9

■ MERCEDES RUSSELL'S CAREER NCAA TOURNAMENT STATS

Opponent	GP	GS	Min	FG	FGA	Pct	3FG	FGA	Pct	FT	FTA	Pct	Off	Def	Tot	Avg	PF-FO	A	TO	Blk	Stl	Pts	Avg
N'western St.	1	0	28	2	6	.333	1	3	.333	2	2	1.000	0	3	3	3.0	0-0	3	2	0	0	7	7.0
St. John's	1	0	23	1	4	.250	0	0	.000	0	0	.000	0	1	1	2.0	1-0	1	1	0	1	2	4.5
Maryland	1	0	19	1	5	.200	0	1	.000	0	0	.000	0	2	2	2.0	1-0	1	3	0	1	2	3.7
2014	3	0	70	4	15	.267	1	4	.250	2	2	1.000	0	6	6	2.0	2-0	5	6	0	2	11	3.7
2015	Redshirted - Did Not Play During NCAA Tournament																						
Career	3	0	70	4	15	.267	1	4	.250	2	2	1.000	0	6	6	2.0	2-0	5	6	0	2	11	3.7



Tennessee returns six players who participated in the Lady Vols' NCAA Tournament Elite Eight run a year ago, which included a trip to Washington for the NCAA Spokane Regional.

GENERAL

STAFF

PLAYERS

REVIEW

HISTORY

FACILITIES

NCAA

SEC

RECORDS

MEDIA INFO



LADY VOL NCAA TOURNAMENT RECORDS

INDIVIDUAL RECORDS

MOST FG: 15, Chamique Holdsclaw, Boston College, 3-15-99, Second Round, UT 89-62
MOST FGA: 27, Candace Parker, LSU, 4-6-08, Semifinal, UT 47-46; Chamique Holdsclaw, W.Kentucky, 3-16-98, Second Round, UT 82-62
FG% (min. 10 att): .827 (14-17), Dana Johnson, Fla. A&M, 3-16-95, First Round, UT 96-59
MOST 3pt FG: 5, Shanna Zolman, Rutgers, 3-26-06, CRS, UT 76-69 and Army, 3-19-06, First Round, UT 102-54 and Western Carolina, 3-20-05, First Round, UT 94-43
MOST 3pt FGA: 13, Shanna Zolman, George Washington, 3-21-06, Second Round, UT 66-53
3pt FG%: .800 (4-5), Kellie Jolly, La. Tech, 3-29-98, Championship, UT 93-75; Shanna Zolman, DePaul, 3-22-04, Second Round, UT 79-59; Angie Bjorklund, Stetson, 3-19-11, UT 99-34
MOST FT: 17, Bridgette Gordon, Long Beach St., 3-25-89, ERC, UT 94-80
MOST FTA: 20, Bridgette Gordon, Long Beach St., 3-25-89, ERC, UT 94-80
FT%: 1.000 (8-8), Cierra Burdick, Gonzaga, 3-28-15, SRS, UT 79-69 OT; Kristen "Ace" Clement, St. Mary's, 3-18-01, Second Round, UT 92-75
MOST REBOUNDS: 22, Daedra Charles, SW Missouri, 3-16-91, Second Round, UT 55-47
MOST POINTS: 39, Chamique Holdsclaw, Boston College, 3-15-99, Second Round, UT 89-62
MOST ASSISTS: 12, Dawn Marsh, Georgia, 3-20-86, MERC, UT 85-82
MOST BLOCKS: 7, Michelle Snow, Rutgers, 3-31-00, Semifinal, UT 64-54
MOST STEALS: 8, Alexis Hornbuckle, Purdue 3-25-08, Second Round, UT 78-52

TEAM RECORDS
MOST FG: 44, Appalachian St., 3-13-99, First Round, UT 113-54
MOST FGA: 84, Radford, 3-16-96, First Round, UT 97-56
BEST FG%: .609 (39-64), Tennessee Tech, 3-15-87, Second Round, UT 95-59

MOST 3pt FG: 12, Oral Roberts, 3-23-08, First Round, UT 94-55
MOST 3pt FGA: 29, Oral Roberts, 3-23-08, First Round, UT 94-55
BEST 3pt FG%: .800 (4-5), Florida A&M, 3-16-95, First Round, UT 95-69
MOST FT: 38, Long Beach St., 3-25-89, ERC, UT 94-80
MOST FTA: 48, Long Beach St., 3-25-89, ERC, UT 94-80
BEST FT%: 1.000 (9-9), USC, 4-1-84, Championship, USC 76-61
MOST REBOUNDS: 64, South Carolina St., 3-19-83, First Round, UT 86-51
MOST FOULS: 30, Mississippi, 3-22-85, MERS, Mississippi, 63-60
MOST POINTS: 113, Appalachian St., 3-13-99, First Round, UT 113-54
MOST ASSISTS: 31, Florida A&M, 3-16-95, First Round, UT 96-59
MOST TURNOVERS: 29, Grambling St., 3-17-97, First Round, UT 91-54
MOST BLOCKS: 12, Colgate, 3-20-04, First Round, UT 77-54
MOST STEALS: 23, Radford, 3-16-96, First Round, UT 97-56
FEWEST FG: 13, Rutgers, 3-29-05, PRC, UT 59-49
FEWEST FGA: 41, Texas A&M, 4-1-08, OKCC, UT 53-45
LOWEST FG%: .270 (17-63), North Carolina, Semifinal, 4-1-07 UT 56-50
FEWEST 3pt FG: 0, against 13 opponents
FEWEST 3pt FGA: 0, against four opponents
LOWEST 3pt FG%: .000, against 13 opponents
FEWEST FT: 0, Maryland, 3-30-15, SRC, UM 58-48
FEWEST FTA: 1, Maryland, 3-30-15, SRC, UM 58-48
LOWEST FT%: .0-0 (0-1), Maryland, 3-30-15, SRC, UM 58-48
FEWEST REBOUNDS: 29, Rutgers, 3-26-06, CRS, UT 76-69; Old Dominion, 3-30-97, Championship, UT 68-59; Creighton, 3-25-13, Second Round, UT 68-52
FEWEST FOULS: 5, Villanova, 3-31-03, MERC, UT 73-49
FEWEST POINTS: 46, La. Tech, 3-26-82, Semifinal, La. Tech 69-46
FEWEST ASSISTS: 4, LSU, 4-4-04, Semifinals, UT 52-50
FEWEST TURNOVERS: 5, Villanova, 3-31-03, MERC, UT 73-49
FEWEST BLOCKS: 0, against 17 opponents
FEWEST STEALS: 2, Stanford, 3-30-91, Semifinal, UT 68-60

LADY VOL OPPONENT NCAA TOURNAMENT RECORDS

INDIVIDUAL RECORDS

MOST FG: 14, Alyssa Thomas, Maryland, 3-30-14, LR, UM 73-62; Nicole Powell, Stanford, 3-30-04, MWRC, UT 62-60; Tanya Hansen, Rutgers, 3-21-92, Second Round, UT 97-56
MOST FGA: 30, Cheryl Taylor, Tennessee Tech, 3-15-87, Second Round, UT 95-59
FG% (min. 10 att): .750 (9-12), Brooke Pahukoa, Boise State, 3-11-15, First Round, UT 72-61
MOST 3pt FG: 6, Sharon Wilkerson, Liberty, 3-14-98, Second Round, UT 102-58
MOST 3pt FGA: 18, Erin Thorn, Brigham Young, 3-23-02, MWRS, UT 68-57
3pt FG%: 1.000 (3-3), (twice, most recent) Kimetria Hayden, Baylor, 3-26-12, DMRC, Baylor 77-58
MOST FT: 12, Pam Kelly, Louisiana Tech, 3-26-82, Semifinal, La. Tech 69-46
MOST FTA: 14, Pam Kelly, Louisiana Tech, 3-26-82, Semifinal, La. Tech 69-46
FT%: 1.000 (9-9), Carolyn Jones, Auburn, 3-23-91, MWRC, UT 69-65
MOST REBOUNDS: 20, Sylvia Fowles, LSU, 4-6-08, Semifinal, UT 47-46
MOST POINTS: 37, Teresa Edwards, Georgia, 3-20-86, MERS, UT 85-82
MOST ASSISTS: 11, Corrie Mizusawa, St. Mary's, 3-18-01, Second Round, UT 92-75
MOST BLOCKS: 10, Brittney Griner, Baylor, 3-27-10, MRS, BU 77-62
MOST STEALS: 8, Tisha Penicheiro, Old Dominion, 3-30-97, Championship, UT 68-59

TEAM RECORDS
MOST FG: 35, Long Beach State, 3-25-89, ERC, UT 94-80
MOST FGA: 82, Cheyney State, 3-30-84, Semifinal, UT 82-73
BEST FG%: .536, Louisiana Tech, 3-24-94, MERS, Louisiana Tech 71-68
MOST 3pt FG: 10, Connecticut, 4-8-03, Championship, Connecticut 73-68

MOST 3pt FGA: 29, Oklahoma, 3-31-13, OKCRS, UT 74-59
BEST 3pt FG%: .533 (8-15), Baylor, 3-26-12, DMRC, Baylor 77-58
MOST FT: 28, Iowa, 3-27-93, MERC, Iowa 72-56
MOST FTA: 34, Iowa, 3-27-93, MERC, Iowa 72-56
BEST FT%: 1.000 (7-7), Penn State, 3-29-03, MWRS, UT 86-58
MOST REBOUNDS: 50, Oklahoma, 3-31-13, OKCRS, UT 74-59
MOST FOULS: 33, Long Beach State, 3-25-89, ERC, UT 94-80
MOST POINTS: 90, Southern California, 3-21-82, MERC, UT 91-90
MOST ASSISTS: 22, North Carolina, 3-28-06, CRC, North Carolina 75-63
MOST TURNOVERS: 33, Appalachian State, 3-13-99, First Round, UT 113-54
MOST BLOCKS: 13, Baylor, 3-27-10, MRS, BU 77-62
MOST STEALS: 19, Virginia, 3-16-85, First Round, UT 65-55
FEWEST FG: 12, Drake, 3-18-07, First Round, UT 76-37; Stetson, 3-19-11, First Round, UT 99-34
FEWEST FGA: 45, Vanderbilt, 3-25-02, MWRC, UT 68-63
LOWEST FG%: .182 (12-66), Stetson, 3-19-11, First Round, UT 99-34
FEWEST 3pt FG: 0, (6 times)
FEWEST 3pt FGA: 0, Wake Forest, 3-19-88, Second Round, UT 94-66
LOWEST 3pt FG%: .000 (6 times)
FEWEST FT: 0, Villanova, 3-31-03, MERC, UT 73-49
FEWEST FTA: 1, Villanova, 3-31-03, MERC, UT 73-49
LOWEST FT%: .000 (0-1), Villanova, 3-31-03, MERC, UT 73-49
FEWEST REBOUNDS: 17, Villanova, 3-31-03, MERC, UT 73-49
FEWEST FOULS: 10, Maryland, 3-30-15, SRC, UM 58-48; Connecticut, 4-6-04, Championship, UConn 70-61
FEWEST POINTS: 34, Stetson, 3-19-11, First Round, UT 99-34
FEWEST ASSISTS: 2, Middle Tennessee State, 3-17-84, First Round, UT 70-52
FEWEST TURNOVERS: 7, Villanova, 3-31-03, MERC, UT 73-49
FEWEST BLOCKS: 0, (11 opponents)
FEWEST STEALS: 2, Baylor, 3-27-10, MRS, BU 77-62 ; 2, Drake, 3-18-07, First Round, UT 76-37; Boston College, 3-15-99, Second Round, UT 89-62

1987 National Champions



Tennessee may have failed in its first bid at the NCAA national championship in 1984, but the second time was the charm for the Lady Vols. Tennessee thumped Louisiana Tech, which was vying for its second title, 67-44.

"Well, the monkey's off my back," head coach Pat Summitt said. "I do not think I could go without recognizing that it was a tremendous team effort...has been for the last three weeks. This team has played as hard and as smart as I could ask any team to play."

The Lady Vols built a 33-24 halftime edge and never looked back. Seven minutes into the second half, Tennessee had increased its lead to 14, 47-33, and the rest was history as Tennessee took its first NCAA title.

Tennessee attempted 19 more field goals and grabbed 11 more rebounds than the Lady Techsters. A championship-game record crowd of 9,823 watched Tonya Edwards net 13 points and grab seven rebounds en route to most outstanding player honors. Two additional Lady Vols contributed 13 points - Bridgette Gordon and Sheila Frost. Gordon joined Edwards on the All-Championship team, as she also led the Tennessee carom parade, pulling down a game-high 12 rebounds.

1989 National Champions



It was a battle of Southeastern Conference powerhouses - Tennessee versus Auburn for all the marbles.

The Lady Vols looked to regain the national title they earned in 1987. Although they were up against a Lady Tiger team that had made its second straight national championship final, Tennessee took home its second NCAA championship in three years with a 76-60 win.

Playing in her triumphant final game, All-America forward Bridgette Gordon treated the 9,758 spectators to a spectacular 27-point performance, tying a championship-game record. She also collected 11 boards on the way to most outstanding player honors.

Gordon's seven first-half baskets helped the Lady Vols to a 35-27 halftime lead. Auburn was able to stay close, cutting the score to 50-47. But after a timeout, the Lady Vols went on a 13-4 run to put the game out of reach. The keys to the victory were the battle of the boards, where Tennessee outboarded Auburn 45-30, and the free throw line, where Tennessee shot 20-26, while Auburn was 8-12.

Sheila Frost joined Gordon on the All-Championship team. Playing in her final game at Tennessee, Frost had six points and 12 boards. Also coming up big for the Lady Vols in the final was Dena Head, with 19 points.

1987 TITLE GAME STATISTICS

March 29, 1987 • Austin, Texas • Frank Erwin Center

Tennessee	FG-FGA	FT-FTA	REB	PF	TP	A	TO	BLK	S	MIN
SPINKS*	1-3	0-0	1	2	2	0	0	0	0	10
SEXTON*	4-8	0-0	2	3	8	4	3	0	1	24
GORDON*	5-19	3-4	12	3	13	2	1	0	3	34
EDWARDS*	4-13	5-8	7	4	13	4	3	0	1	32
HORTON*	4-8	1-2	5	3	9	0	1	0	1	38
MARSH	1-2	4-4	3	1	6	1	2	0	2	19
FROST	6-10	1-5	8	2	13	1	0	0	0	29
McGHEE	0-0	0-0	0	0	0	0	0	0	0	1
TUGGLE	0-0	0-0	0	0	0	0	0	0	0	1
WEBB	1-3	1-1	2	1	3	0	0	0	0	3
McCRA Y	0-0	0-0	0	2	0	0	2	0	0	7
LITTLEJOHN	0-1	0-0	1	0	0	0	0	0	1	2
TEAM			6							
Totals	26-67	15-24	47	21	67	12	12	0	9	200
TOTAL FG%	1st Half: 0-0 0.0%	2nd Half: 26-67 38.8%	Game: 38.8%	DEADBALL						
3-Pt. FG%	1st Half: 0-0 0.0%	2nd Half: 0-0 0.0%	Game: 0.0%	REB						
F Throw %	1st Half: 0-0 0.0%	2nd Half: 15-24 62.5%	Game: 62.5%	4						
Louisiana Tech	FG-FGA	FT-FTA	REB	PF	TP	A	TO	BLK	S	MIN
WEATHERSPOON*	4-11	3-3	3	5	11	3	6	0	2	39
HARRISON*	3-11	2-5	8	5	8	1	4	4	0	33
LAWSON*	1-4	0-0	1	2	2	0	1	0	0	17
DAVIS*	0-0	1-3	6	1	1	0	1	1	0	39
LEWIS*	4-11	4-6	7	3	12	1	3	0	2	40
CHAMBLESS	0-0	0-0	0	0	0	0	1	0	0	1
MCDONALD	1-1	0-0	0	0	2	0	0	0	0	1
STALL	3-7	2-3	7	4	8	1	3	0	1	23
WESTBROOKS	0-3	0-2	3	0	0	1	1	0	0	7
TEAM			1							
Totals	16-48	12-22	36	20	44	6	20	5	5	200
TOTAL FG%	1st Half: 0-0 0.0%	2nd Half: 16-48 33.3%	Game: 33.3%	DEADBALL						
3-Pt. FG%	1st Half: 0-0 0.0%	2nd Half: 0-0 0.0%	Game: 0.0%	REB						
F Throw %	1st Half: 0-0 0.0%	2nd Half: 12-22 54.5%	Game: 54.5%	5						

Attendance: 15,615; Halftime: Tennessee 33, Louisiana Tech 24; Officials: June Courteau, Patty Broderick; Semifinals: Tennessee 74, Long Beach State 64; Louisiana Tech 79, Texas 75.

1989 TITLE GAME STATISTICS

April 2, 1989 • Tacoma, Wash. • Tacoma Dome

Auburn	FG-FGA	3FG-FGA	FT-FTA	REB	PF	TP	A	TO	BLK	S	MIN
THOMPSON*	0-0	0-0	0-0	1	2	0	1	0	0	0	6
TREMITIERE*	1-1	0-0	0-0	1	2	2	0	1	0	0	4
CIAMPI*	0-0	0-0	0-0	0	0	0	0	0	0	0	1
JONES*	5-10	0-1	2-2	4	3	12	2	2	0	2	39
STEVENSON*	0-1	0-1	1-2	0	2	1	0	1	0	0	6
SCRUGGS	2-9	0-1	2-3	0	4	6	0	1	0	0	30
BOLTON	5-11	0-1	0-0	6	4	10	9	7	0	2	36
McGILBERRY	0-2	0-0	0-1	4	2	0	0	3	0	1	18
MAGO	0-0	0-0	0-0	0	0	0	0	0	0	0	6
GODBY	5-11	0-0	3-4	3	4	13	0	1	0	1	20
ORR	8-15	0-0	0-0	11	1	16	0	2	4	1	34
TEAM											
Totals	26-60	0-4	8-12	30	24	60	12	18	4	6	200
TOTAL FG%	1st Half: 0-0 0.0%	2nd Half: 26-60 43.3%	Game: 43.3%	DEADBALL							
3-Pt. FG%	1st Half: 0-0 0.0%	2nd Half: 0-4 0.0%	Game: 0.0%	REB							
F Throw %	1st Half: 0-0 0.0%	2nd Half: 8-12 66.7%	Game: 66.7%	1,2							
Tennessee	FG-FGA	3FG-FGA	FT-FTA	REB	PF	TP	A	TO	BLK	S	MIN
HEAD*	6-12	0-0	7-9	3	4	19	2	3	0	0	37
FROST*	2-8	0-0	2-3	12	4	6	1	0	5	3	36
McGHEE*	1-3	0-0	1-2	4	0	3	1	2	0	2	22
GORDON*	11-21	0-0	5-6	11	3	27	1	1	0	1	35
McCRA Y*	2-10	0-0	2-2	6	1	6	10	3	0	0	36
CLARK	0-1	0-0	0-0	0	0	0	0	1	2	0	4
CHARLES	5-7	0-0	3-4	7	2	13	0	3	2	2	21
CASTEEL	0-0	0-0	0-0	0	0	0	0	0	0	0	1
SCOTT	1-4	0-0	0-0	1	0	2	0	1	0	0	7
HAWHEE	0-0	0-0	0-0	0	0	0	0	0	0	0	1
TEAM				1							
Totals	28-66	0-0	20-26	45	14	76	16	15	7	8	200
TOTAL FG%	1st Half: 0-0 0.0%	2nd Half: 28-66 42.4%	Game: 42.4%	DEADBALL							
3-Pt. FG%	1st Half: 0-0 0.0%	2nd Half: 0-0 0.0%	Game: 0.0%	REB							
F Throw %	1st Half: 0-0 0.0%	2nd Half: 20-26 76.9%	Game: 76.9%	2,2							

Attendance: 9,758; Halftime: Tennessee 35, Auburn 27; Officials: June Courteau, Patty Broderick; Semifinals: Auburn 76, Louisiana Tech 71; Tennessee 77, Maryland 65.

GENERAL

STAFF

PLAYERS

REVIEW

HISTORY

FACILITIES

NCAA

SEC

RECORDS

MEDIA INFO



1991 National Champions



Vindication was finally Tennessee's in the 1991 NCAA women's final, as the Lady Vols downed a talented Virginia Cavalier club, 70-67, in the first NCAA Final Four overtime title game. Virginia had eliminated Tennessee before it could reach the 1990 Women's Final Four - which just happened to be held in Knoxville. But the Lady Vols took New Orleans and their third NCAA title in five years.

The first half was tight, with Tennessee holding a paper-thin 27-26 advantage at the intermission. But the Lady Vols opened up a small lead in the second half. Small lead; small comfort.

Virginia's Dawn Staley, who was named the most outstanding player, led the Virginia comeback to tie the game at 60 at the end of regulation. But the overtime belonged to Tennessee and Dena Head, who scored a championship record 28 points in the final.

Wade Trophy winner Daedra Charles added 19 points and 12 boards for Tennessee and joined Head on the All-Championship Team. Tennessee's effort was also aided by the play of Lisa Harrison, who poured in eight points and 13 boards.

With the victory, the Lady Volunteers kept their streak of odd-year championships going. Tennessee also won national titles in 1987 and 1989.

1996 National Champions



It seemed only fitting that the Lady Vols would win another NCAA crown in the "Queen City" of Charlotte, N.C. And it was equally fitting that the Lady Vols' fourth NCAA title would come over a fierce SEC rival in the Georgia Lady Bulldogs, 83-65.

After the emotionally draining overtime win versus Connecticut, the skeptics wondered if UT would have enough emotional energy left for the title game. They did...and then some. Although Georgia held a modest three point lead early in the game and led by two with 14:11 to go in the first half, it would be their only lead in the title contest. UT senior Latina Davis put the handcuffs on Player of the Year Saudia Roundtree in the first half as the Lady Vols grabbed an early nine point lead, 28-19 with 7:36 to go in the first half. Georgia recovered to trail by just five at the half, 42-37.

In the first three minutes of the second half, UT took off and never looked back. Abby Conklin's tray (her first of four) with 14:55 left gave UT a 16-point lead, 57-41. Davis upped the ante to a 21 point lead with 2:25 showing, 81-60. The celebrating started early as the Final Four MVP, Michelle Marciniak, and All-Tournament Team members Chamique Holdscraw and Tiffani Johnson left the game to wildly cheering fans. Davis, who held Roundtree to 17 points below her average, was UT's quiet heroine.

On the night, Holdscraw and Johnson tallied 16 points to lead UT, while Conklin added 14 points, Pashen Thompson a dozen, and Marciniak 10 in the final game of her career.

1991 TITLE GAME STATISTICS

March 31, 1991 • New Orleans, La. • Lakefront Arena

Virginia	FG-FGA	3FG-FGA	FT-FTA	REB	PF	T	A	TO	BLK	S	MIN
WAGENER*	1-1	0-0	0-1	6	3	2	0	0	1	0	27
CARDOZA*	4-11	1-2	2-2	1	5	11	1	1	0	2	43
STALEY*	11-26	3-5	3-4	11	5	28	6	8	0	3	41
BURGE*	5-11	0-0	0-3	11	4	10	0	3	1	1	31
REISS*	3-12	0-1	1-4	1	2	7	4	3	0	0	40
EVANS	0-0	0-0	0-0	0	1	0	0	1	0	0	10
WARD	0-0	0-0	1-2	1	0	1	0	0	0	0	7
BURGE	4-5	0-0	0-1	6	5	8	0	3	1	2	15
SMITH	0-0	0-0	0-2	5	2	0	0	0	1	0	11
TEAM				3							
Totals	28-66	4-8	7-19	45	27	67	11	20	3	9	225
TOTAL FG%	1st Half: 0-0 0.0%	2nd Half: 0-0 0.0%	Game: 42.4%	D-BALL							
3-Pt. FG%	1st Half: 0-0 0.0%	2nd Half: 0-0 0.0%	Game: 50.0%	REB							
F Throw %	1st Half: 0-0 0.0%	2nd Half: 0-0 0.0%	Game: 36.8%	4							
Tennessee	FG-FGA	3FG-FGA	FT-FTA	REB	PF	T	A	TO	BLK	S	MIN
ADAMS*	0-7	0-3	2-4	2	3	2	1	2	0	0	37
HEAD*	9-17	0-0	10-14	9	3	28	3	6	0	0	41
HARRISON*	3-10	0-0	2-3	13	3	8	0	2	1	1	36
CHARLES*	7-13	0-0	5-7	12	5	19	0	3	3	2	40
CASTEEL*	1-7	0-0	2-3	5	2	4	1	2	0	0	29
CLARK	0-1	0-0	0-0	0	0	0	0	1	0	0	3
EVANS	3-5	0-0	1-3	2	5	7	0	3	1	0	20
CALDWELL	1-1	0-0	0-1	3	2	2	3	2	0	1	19
TEAM				3							
Totals	24-61	0-3	22-35	49	23	70	8	23	5	7	225
TOTAL FG%	1st Half: 0-0 0.0%	2nd Half: 0-0 0.0%	Game: 39.3%	D-BALL							
3-Pt. FG%	1st Half: 0-0 0.0%	2nd Half: 0-0 0.0%	Game: 0.0%	REB							
F Throw %	1st Half: 0-0 0.0%	2nd Half: 0-0 0.0%	Game: 62.9%	2							

Attendance: 7,865; Halftime: Tennessee 27, Virginia 26; Officials: Patty Broderick, Lou Pitt; Semifinals: Virginia 61, Connecticut 55; Tennessee 69, Stanford 60.

1996 TITLE GAME STATISTICS

March 31, 1996 • Charlotte, N.C.

Georgia	FG-FGA	3FG-FGA	FT-FTA	REB	PF	T	A	TO	BLK	S	MIN		
FRETT*	10-18	1-1	4-4	6	10	16	1	25	0	2	0	37	
ROUNDTREE*	3-14	1-7	1-2	0	5	5	1	8	6	6	0	37	
POWELL*	0-1	0-1	0-0	0	0	1	0	1	0	1	0	12	
HOLLAND*	4-12	2-8	1-1	1	0	1	4	11	5	2	0	33	
HENDERSON*	8-15	0-0	0-1	4	3	7	4	16	0	1	2	36	
IRWIN	1-3	1-3	0-0	0	2	2	0	3	1	1	0	16	
ANTVORKSOVO	0-0	0-0	0-0	0	0	0	0	2	0	0	0	3	
THOMPSON	0-0	0-0	0-0	0	1	1	0	0	1	0	0	1	
TAYLOR	0-1	0-1	0-0	0	1	1	0	0	0	0	0	1	
BUSH	1-4	0-2	0-0	2	0	2	4	2	0	1	0	16	
WALKER	0-1	0-0	0-0	1	1	2	0	0	0	0	0	1	
DECKER	0-2	0-1	0-0	1	1	2	4	0	0	0	0	6	
WELLS	0-0	0-0	0-0	0	0	1	0	0	0	0	0	1	
TEAM													
Totals	27-71	5-24	6-8	15	24	39	22	65	14	14	2	200	
TOTAL FG%	1st Half: 0-0 0.0%	2nd Half: 27-71 38.0%	Game: 38.0%	DEADBALL									
3-Pt. FG%	1st Half: 0-0 0.0%	2nd Half: 5-24 20.8%	Game: 20.8%	REB									
F Throw %	1st Half: 0-0 0.0%	2nd Half: 6-8 75.0%	Game: 75.0%	1									
Tennessee	FG-FGA	3FG-FGA	FT-FTA	REB	PF	T	A	TO	BLK	S	MIN		
MARCINIAK*	5-13	0-2	0-1	0	4	4	1	10	5	4	0	37	
JOHNSON*	7-10	0-1	2-2	3	2	5	2	16	1	0	0	28	
DAVIS*	2-10	0-1	4-8	5	2	7	2	8	8	0	0	4	32
HOLDSCRAW*	6-16	0-0	4-5	5	9	14	0	16	3	1	0	34	
CONKLIN*	5-8	4-5	0-0	4	4	4	2	14	3	2	0	23	
SMALLWOOD	0-0	0-0	1-2	1	0	1	0	1	0	0	0	1	
MILLIGAN	0-1	0-0	0-0	0	0	0	0	0	0	0	0	1	
GREENE	0-0	0-0	0-0	0	0	0	0	0	0	0	0	1	
JOLLY	1-1	0-0	0-1	0	0	0	2	2	1	0	0	10	
LAXTON	2-7	0-0	0-0	2	1	3	1	4	0	1	0	12	
THOMPSON	4-6	0-0	4-6	5	6	11	3	12	2	0	0	21	
TEAM				3									
Totals	32-73	4-9	15-25	24	30	54	13	83	21	12	0	200	
TOTAL FG%	1st Half: 0-0 0.0%	2nd Half: 32-73 43.8%	Game: 43.8%	DEADBALL									
3-Pt. FG%	1st Half: 0-0 0.0%	2nd Half: 4-9 44.4%	Game: 44.4%	REB									
F Throw %	1st Half: 0-0 0.0%	2nd Half: 15-25 60.0%	Game: 60.0%	3									

Attendance: 23,291; Halftime: Tennessee 42, Georgia 37; Officials: Sally Bell, Dee Kantner, Violet Palmer; Semifinals: Georgia 86, Stanford 76; Tennessee 88, Connecticut 83 (OT).

1997 National Champions



No team had ever won the NCAA championship coming in with more than six losses. But proving that it's wise to save your best for last, Tennessee took its fifth NCAA championship and second straight title with a 68-59 win over Old Dominion despite entering the tournament with a 23-10 record.

"Of all our runs to a championship, this one is really the most unexpected," said coach Pat Summitt. "It came from a team with tremendous heart and desire."

Tennessee took control quickly at the start of the title game, jumping out to a 20-8 lead. By halftime, the Lady Vols still had a comfortable lead, 34-22.

In the second half, Old Dominion clawed its way back, taking its first lead at 44-43 with 9:06 left in the game. The Lady Monarchs extended the lead to two, 49-47, before Chamique Holdscslaw led the Lady Vols on a 12-2 run to put the game away for Tennessee.

Holdscslaw was a unanimous choice as the most outstanding player, as she poured in 24 points and seven rebounds. Six of her points came during the decisive run at the end of the game. Joining Holdscslaw on the All-Championship team was Kellie Jolly, who only scored five points, but set a championship record with 11 assists in the final game and a Final Four record with 20.

With the win, the Lady Vols earned their fifth national title, played in their seventh championship game and became only the second team to win consecutive championships. (Southern Cal., 1983 and 1984).

1998 National Champions



The 1998 Tennessee Lady Vols will be remembered as history-makers. A perfect 39-0 record and the most wins ever in women's collegiate basketball... an NCAA unprecedented three consecutive titles... and the systematic blowout night-after-night of the opposition.

When the team finally reached the NCAA title game against a dear old rival in Louisiana Tech, the contest started out tight with UT taking an 8-6 lead. Then "the greatest team ever to play the game," according to Louisiana Tech head coach Leon Barmore, exploded out to a 34-11 run over the next seven minutes. The points were coming in bunches to the tune of 63% field goal accuracy as these Lady Vols were on a mission.

By the halftime break, Tennessee led 55-32 and had registered an NCAA record for the most points scored in a half at the Final Four. Leading the way for UT in game 39 were the Three Meeks - MVP Chamique Holdscslaw, Tamika Catchings and Semeka Randall—who collectively tallied 62 points and 25 rebounds in the Lady Vols' 93-75 victory.

Holdscslaw, who scored 25 points and grabbed 10 rebounds, won the top player honors in the final game. She was joined on the All-Tournament Team by Catchings, who recorded 27 points in her first title game, and an honorary "Meek", Kellie Jolly, who added a career-high 20 points.

With the win, the Lady Vols earned their sixth national title, played in their eighth championship game and became the first team to win three consecutive NCAA titles.

1997 TITLE GAME STATISTICS

March 30, 1997 • Cincinnati, Ohio • Riverfront Coliseum

Tennessee	FG-FGA	3FG-FGA	FT-FTA	OF	DE	TOT	PF	TP	A	TO	BLK	S	MIN
JOHNSON*	4-4	0-0	0-0	1	2	3	2	8	2	1	1	0	30+
ELZY*	1-3	0-0	0-1	0	3	3	2	2	1	3	0	1	22+
JOLLY*	1-5	1-3	2-2	0	0	2	5	11	9	0	5	35+	
HOLDSCSLAW*	11-20	0-0	2-3	0	7	7	2	24	3	6	1	2	39+
THOMPSON*	4-4	0-0	0-3	2	4	6	2	8	0	1	0	2	33+
BUTTS	4-7	0-0	0-0	0	2	2	0	8	0	2	0	1	8+
MILLIGAN	0-0	0-0	0-0	0	0	0	0	0	0	0	0	0	0+
GREENE	0-1	0-0	1-2	0	1	1	0	1	0	1	0	0	10+
LAXTON	0-1	0-0	0-0	0	0	0	0	0	0	0	0	0	3+
STEPHENS	0-0	0-0	0-0	0	1	1	0	0	0	0	0	0	2+
CONKLIN	4-5	2-2	2-2	0	1	2	12	1	3	0	1	1	18+
TEAM													
Totals	29-49	3-5	7-13	4	22	29	13	68	18	26	2	12	200
TOTAL FG%	1st Half: 0-0 0.0%	2nd Half: 29-49 59.2%	Game: 59.2%										DEADBALL
3-Pt. FG%	1st Half: 0-0 0.0%	2nd Half: 3-5 60.0%	Game: 60.0%										REBS
F Throw %	1st Half: 0-0 0.0%	2nd Half: 7-13 53.8%	Game: 53.8%										1

Old Dominion	FG-FGA	3FG-FGA	FT-FTA	OF	DE	TOT	PF	TP	A	TO	BLK	S	MIN
ROBERTS*	6-8	0-0	1-2	4	5	9	2	13	0	3	0	0	40+
HIMES*	0-1	0-0	0-0	0	0	0	0	1	1	0	1	1	15+
PENICHEIRO*	4-13	0-1	2-2	1	5	6	2	10	8	11	0	8	37+
ANDRADE*	2-7	0-3	0-0	0	0	0	5	4	1	3	0	1	28+
MACHANGUANA*	7-13	0-0	2-2	4	6	10	5	16	4	5	1	3	38+
ELLEN	2-4	1-2	0-0	2	1	3	0	5	0	0	0	1	15+
EBLIN	3-11	0-0	2-4	1	0	1	0	11	1	1	0	1	14+
SMALL	3-0	0-0	0-0	2	1	3	1	0	0	1	0	0	6+
DIAZ	0-5	0-2	0-0	0	0	0	1	0	0	1	0	1	10+
BRADLEY	0-0	0-0	0-0	0	0	0	0	0	0	0	0	0	0+
TEAM													
Totals	24-62	4-18	7-10	16	18	34	16	59	15	26	1	16	200
TOTAL FG%	1st Half: 0-0 0.0%	2nd Half: 24-62 38.7%	Game: 38.7%										DEADBALL
3-Pt. FG%	1st Half: 0-0 0.0%	2nd Half: 4-18 22.2%	Game: 22.2%										REBS
F Throw %	1st Half: 0-0 0.0%	2nd Half: 7-10 70.0%	Game: 70.0%										3

Attendance: 16,714; Halftime: Tennessee 34, Old Dominion 22; Officials: Dee Kantner, Violet Palmer, Yvette McKinney; Semifinals: Old Dominion 83, Stanford 82; Tennessee 80, Notre Dame 66.

1998 TITLE GAME STATISTICS

March 29, 1998 • Kansas City, Mo. • Kemper Arena

Louisiana Tech	FG-FGA	3FG-FGA	FT-FTA	OF	DE	TOT	PF	TP	A	TO	BLK	S	MIN
STALLWORTH*	0-6	0-1	2-2	0	1	1	0	2	9	5	0	2	30
MAXWELL*	7-12	1-3	0-0	3	5	8	3	15	1	3	1	2	37
WILSON*	2-6	0-0	0-0	1	4	5	4	4	0	3	0	3	31
BURRAS*	9-16	0-0	1-5	5	5	10	3	19	0	2	2	2	34
JACKSON*	11-25	4-12	0-0	0	4	4	2	26	5	4	1	2	37
COCHRAN	0-0	0-0	0-0	0	0	0	0	0	0	0	0	0	1
SCHPEPMAN	1-5	1-2	0-0	0	0	0	2	3	2	2	0	0	15
GILMORE	0-0	0-0	2-2	1	0	1	0	2	0	0	1	0	8
BOWMAN	2-3	0-0	0-1	0	0	0	2	4	0	1	2	0	7
TEAM													
Totals	32-73	6-18	5-10	14	20	34	16	75	17	20	7	20	200
TOTAL FG%	1st Half: 0-0 0.0%	2nd Half: 32-73 43.8%	Game: 43.8%										DEADBALL
3-Pt. FG%	1st Half: 0-0 0.0%	2nd Half: 6-18 33.3%	Game: 33.3%										REBS
F Throw %	1st Half: 0-0 0.0%	2nd Half: 5-10 50.0%	Game: 50.0%										2

Tennessee	FG-FGA	3FG-FGA	FT-FTA	OF	DE	TOT	PF	TP	A	TO	BLK	S	MIN
JOLLY*	7-10	4-5	2-2	0	4	4	2	20	3	2	1	3	34
RANDALL*	4-9	0-0	2-4	2	6	8	2	10	2	4	0	2	34
HOLDSCSLAW*	11-25	0-0	3-4	4	6	10	0	25	6	2	0	1	36
CATCHINGS*	8-16	0-4	11-13	3	4	7	3	27	2	4	0	4	34
STEPHENS*	0-2	0-0	0-0	1	1	2	0	2	0	1	0	0	8
BUTTS	1-1	0-0	0-0	1	0	1	0	2	0	0	0	0	1
ELZY	0-1	0-0	0-0	0	0	0	0	0	0	0	0	0	1
MILLIGAN	0-0	0-0	0-0	0	0	0	0	0	0	0	0	0	1
GREENE	0-0	0-0	0-0	0	0	0	0	0	0	0	0	0	1
LAXTON	0-0	0-0	0-0	0	1	1	0	0	0	1	0	0	1
CLEMENT	3-4	0-0	0-0	0	1	1	6	2	3	0	0	0	15
GETER	1-1	0-0	1-2	2	5	7	3	3	0	1	4	1	34
TEAM													
Totals	35-69	4-9	19-25	17	30	47	13	93	15	19	5	11	200
TOTAL FG%	1st Half: 0-0 0.0%	2nd Half: 35-69 50.7%	Game: 50.7%										DEADBALL
3-Pt. FG%	1st Half: 0-0 0.0%	2nd Half: 4-9 44.4%	Game: 44.4%										REBS
F Throw %	1st Half: 0-0 0.0%	2nd Half: 19-25 76.0%	Game: 76.0%										3

Attendance: 17,976; Halftime: Tennessee 55, Louisiana Tech 32; Officials: Sally Bell, Bob Trammell, Wesley Dean; Semifinals: Tennessee 86, Arkansas 58; Louisiana Tech 84, N.C. State 65.

GENERAL
STAFF
PLAYERS
REVIEW
HISTORY
FACILITIES
NCAA
SEC
RECORDS
MEDIA INFO



2007 National Champions



On April 3, 2007, the Tennessee Lady Vols captured an elusive seventh national title, beating Rutgers to the ball for second and third shots in a 59-46 win to reclaim their customary place above all other programs.

Parker scored 17 points to lead her squad to a 34-3 final record, but the tournament's most outstanding player got plenty of help from Shannon Bobbitt who scored 13 points — nine of them on three treys in a lightning-quick span in the second half — and Nicky Anosike had 16 rebounds for the Lady Vols, who had 24 offensive boards.

After building a 16-point lead and then holding off a late push by Rutgers, the Lady Vols could finally celebrate, dribbling out the final 30 seconds under the Rutgers basket until Tennessee's players, some in tears, danced at midcourt as orange, blue and gold confetti fell from above.

"To win anything you have to be a tight team," Summitt said. "They believed in each other and they all had one goal, to be here in Cleveland and cut down the nets. I'm real, real proud of this team."

A three-pointer by Rutgers ended a 7-0 UT run that brought the Scarlet Knights to 50-42, but Parker made six straight free throws in 37 seconds to make it 56-44 with 1:08 left. As she went down the floor, Parker looked at the bench where senior Sidney Spencer was crying, knowing all the hard work during the offseason would end the best way possible.

The 2007 NCAA tournament ended the same way it has nearly one-third of the time since it started — with Tennessee setting up ladders to cut down the nets.

2007 TITLE GAME STATISTICS

April 3, 2007 • Cleveland, Ohio • Quicken Loans Arena

Rutgers	REB											
	FG-FGA	3FG-FGA	FT-FTA	OF	DE	TOT	PF	TP	A	BLK	S	MIN
CARSON*	4-11	0-3	0-3	1	5	6	4	8	1	2	0	40
ZURICH*	2-6	0-0	0-0	0	1	1	3	4	0	0	1	23
VAUGHN*	9-15	0-0	2-3	7	3	10	2	20	2	4	1	34
PRICE*	0-0	0-0	2-4	1	2	3	4	2	2	4	0	26
AJAVON*	3-9	2-5	0-0	0	4	4	5	8	1	5	0	17
JERNIGAN	0-0	0-0	0-0	0	0	0	0	0	0	0	0	1
ADAMS	0-0	0-0	0-0	0	0	0	0	0	0	0	0	1
McCURDY	1-3	0-0	0-0	0	1	1	3	2	0	2	0	17
RAY	0-3	0-2	0-0	1	1	2	0	0	0	0	0	15
JUNAID	1-2	0-0	0-0	1	2	3	1	2	0	0	1	6
TEAM						4						
Totals	20-49	2-10	4-10	14	20	34	22	46	6	18	3	60

TOTAL FG%	1st Half: 8-21 38.1%	2nd Half: 12-28 42.9%	Game: 40.8%	D-BALL
3-Pt. FG%	1st Half: 1-3 33.3%	2nd Half: 1-7 14.3%	Game: 20.0%	REB
F Throw %	1st Half: 1-2 50.0%	2nd Half: 3-8 37.5%	Game: 40.0%	3

Tennessee	REB											
	FG-FGA	3FG-FGA	FT-FTA	OF	DE	TOT	PF	TP	A	BLK	S	MIN
SPENCER*	4-12	1-4	2-2	2	0	2	4	11	2	0	0	36
PARKER*	5-15	0-0	7-10	2	5	7	3	17	3	2	0	39
ANOSIKE*	2-9	0-0	0-5	10	6	16	2	4	2	1	0	134
BOBBITT*	4-9	4-8	1-2	2	1	3	1	13	0	1	0	32
HORNBUCKLE*	2-8	0-3	0-0	3	4	7	2	4	1	7	0	27
REDDING	0-0	0-0	0-0	0	0	0	0	0	0	0	0	1
AUGUSTE	3-5	0-0	4-4	4	1	5	1	10	1	0	0	15
FULLER	0-0	0-0	0-0	0	0	0	0	0	1	0	0	6
TEAM						2						
Totals	20-58	5-15	14-23	24	18	42	13	59	9	12	0	7 200

TOTAL FG%	1st Half: 11-30 36.7%	2nd Half: 9-28 32.1%	Game: 34.5%	D-BALL
3-Pt. FG%	1st Half: 2-6 33.3%	2nd Half: 3-9 33.3%	Game: 33.3%	REB
F Throw %	1st Half: 5-9 55.6%	2nd Half: 9-14 64.3%	Game: 60.9%	3

Attendance: 20,704; Halftime: Tennessee 29, Rutgers 28; Officials: Lisa Mattingly, Tina Napier, Michael Price; Semifinals: Rutgers 59, LSU 35; Tennessee 56, North Carolina 50

2008 National Champions



On April 8, 2008, the "under-rated" Tennessee Lady Vols captured their eighth national title, defeating Stanford 64-48. Incredible defensive pressure by UT forced 25 Cardinal turnovers which the Big Orange converted into 26 points.

"They came out with a great mentality to play hard, especially on the defensive end," Pat Summitt said. "On offense, we got more people involved, but it was our defense that got it done."

Tennessee standout Candace Parker, despite playing with a dislocated shoulder, scored 17 points and grabbed nine rebounds to help the Lady Vols capture their second straight championship, but unlike earlier games in the tournament when she had to carry the Lady Vols, her supporting cast came through. Shannon Bobbitt scored 13 points and Nicky Anosike added 12 points, eight rebounds and six steals for the Lady Vols. Freshman Vicki Baugh had eight points before tearing her ACL in the second half.

Bobbitt scored all of her points in the first half as the Lady Vols jumped out to a 37-29 advantage. Trailing by one early, Tennessee used a 13-4 run to take a 17-9 lead midway through the half. Bobbitt hit two three-pointers and made a nifty layup to cap the spurt. The teams traded baskets before two free throws by Bobbitt gave the Lady Vols a 35-25 lead — their biggest of the half.

Parker didn't shoot nearly as many jumpers as usual, instead taking the ball to the basket on an array of moves. She converted one steal in the second half into a pretty layup that gave the Lady Vols a 10-point advantage. She then followed it up with a three-point play on a driving layup. The Cardinal, who had a season low for points, would get no closer than eight the rest of the way. With the game in hand and a minute left, Parker went to the Tennessee bench for the final time, holding up four fingers on each hand to signify the eight titles the Lady Vols have won.

"One is disputable, but two, you can't stumble onto two national championships, so we're pretty good," Parker said.

2008 TITLE GAME STATISTICS

April 8, 2008 • Tampa, Fla. • St. Pete Times Forum

Stanford	REB											
	FG-FGA	3FG-FGA	FT-FTA	OF	DE	TOT	PF	TP	A	BLK	S	MIN
PEDERSEN	2-7	0-2	3-4	2	8	10	4	7	0	2	0	37
APPEL	6-13	0-0	4-10	3	2	5	5	16	3	4	0	1 36
HONES	2-5	1-2	0-0	0	2	2	2	5	3	4	0	34
WIGGINS	6-16	2-5	0-0	1	3	4	3	14	1	6	0	4 39
GOLD-ONWUDE	1-2	0-0	0-0	0	3	3	2	2	0	4	0	1 16
PIERCE	0-0	0-0	0-0	0	0	0	0	0	0	0	0	2
DONAGHE	0-0	0-0	0-0	0	0	0	0	0	0	0	0	0+
POHLEN	0-2	0-1	0-0	0	1	1	1	0	1	0	0	11
CIMINO	0-0	0-0	0-0	0	0	0	0	0	0	0	0	0+
CLYBURN	0-1	0-1	0-0	0	0	0	0	0	0	0	0	1
HARMON	2-3	0-0	0-0	2	2	4	4	4	1	3	0	1 24
TEAM						3						
Totals	19-49	3-11	7-14	11	25	36	21	48	8	25	0	7 200

TOTAL FG%	1st Half: 12-25 48.0%	2nd Half: 7-24 29.2%	Game: 38.8%	DEADBALL
3-Pt. FG%	1st Half: 3-5 60.0%	2nd Half: 0-6 0.0%	Game: 27.3%	REB
F Throw %	1st Half: 2-4 50.0%	2nd Half: 5-10 50.0%	Game: 50.0%	2

Tennessee	REB											
	FG-FGA	3FG-FGA	FT-FTA	OF	DE	TOT	PF	TP	A	BLK	S	MIN
PARKER	5-10	0-0	7-11	1	8	9	2	17	1	4	1	37
AUGUSTE	3-7	0-0	1-2	3	4	7	4	7	2	3	0	1 39
ANOSIKE	6-11	0-0	0-1	3	5	8	3	12	0	2	1	6 29
BOBBITT	4-12	3-8	2-2	0	0	0	0	13	0	3	0	37
HORNBUCKLE	1-7	0-0	4-5	0	1	1	3	6	3	2	0	1 28
BJORLUND	0-5	0-1	0-0	1	0	1	0	0	0	0	0	1 15
SMALLBONE	0-0	0-0	1-2	0	1	1	0	1	0	0	0	1
BAUGH	3-4	0-0	2-2	3	1	4	2	8	0	0	0	13
FULLER	0-0	0-0	0-0	0	0	0	0	0	0	0	0	1
TEAM						3						
Totals	22-56	3-9	17-25	14	24	38	14	64	6	14	2	13 200

TOTAL FG%	1st Half: 13-29 44.8%	2nd Half: 9-27 33.3%	Game: 39.3%	D-BALL
3-Pt. FG%	1st Half: 3-6 50.0%	2nd Half: 0-3 0.0%	Game: 33.3%	REB
F Throw %	1st Half: 8-11 72.7%	2nd Half: 9-14 64.3%	Game: 68.0%	3

Attendance: 21,655; Halftime: Tennessee 37, Stanford 29; Officials: Dee Kantner, Eric Brewton, Denise Brooks; Semifinals: Stanford 82, Connecticut 73; Tennessee 47, LSU 46



SEC HISTORY

2015 FINAL SEC TEAM STATISTICS

STANDINGS

TEAM	SEC	PCT.	ALL	PCT.
South Carolina	15-1	.938	34-3	.919
Tennessee	15-1	.938	30-6	.833
Mississippi State	11-5	.688	27-7	.794
Kentucky	10-6	.625	24-10	.706
Texas A&M	10-6	.625	23-10	.697
LSU	10-6	.625	17-14	.548
Ole Miss	7-9	.438	19-14	.576
Missouri	7-9	.438	19-14	.576
Georgia	6-10	.375	19-12	.613
Arkansas	6-10	.375	18-14	.563
Vanderbilt	5-11	.313	15-16	.484
Florida	5-11	.313	13-17	.433
Auburn	3-13	.188	13-18	.419
Alabama	2-14	.125	13-19	.406

SCORING OFFENSE

TEAM	G	RECORD	PTS	AVG/G
1 South Carolina	37	34-3	2807	75.9
2 Kentucky	34	24-10	2571	75.6
3 Mississippi State	34	27-7	2486	73.1
4 Tennessee	36	30-6	2567	71.3
5 Texas A&M	33	23-10	2200	66.7
6 Ole Miss	33	19-14	2149	65.1
7 Missouri	33	19-14	2092	63.4
8 LSU	31	17-14	1961	63.3
9 Florida	30	13-17	1858	61.9
10 Vanderbilt	31	15-16	1911	61.6
11 Arkansas	32	18-14	1910	59.7
12 Alabama	32	13-19	1909	59.7
13 Georgia	31	19-12	1826	58.9
14 Auburn	31	13-18	1786	57.6

SCORING DEFENSE

TEAM	G	PTS	AVG/G
1 South Carolina	37	2003	54.1
2 Georgia	31	1679	54.2
3 Auburn	31	1724	55.6
4 Arkansas	32	1790	55.9
5 Tennessee	36	2027	56.3
6 Mississippi State	34	1956	57.5
7 Texas A&M	33	1902	57.6
8 Missouri	33	1960	59.4
9 LSU	31	1875	60.5
10 Florida	30	1861	62.0
11 Alabama	32	1994	62.3
12 Ole Miss	33	2081	63.1
13 Vanderbilt	31	1994	64.3
14 Kentucky	34	2345	69.0

SCORING MARGIN

TEAM	G	OFF	DEF	MARGIN
1 South Carolina	37	75.9	54.1	+21.7
2 Mississippi State	34	73.1	57.5	+15.6
3 Tennessee	36	71.3	56.3	+15.0
4 Texas A&M	33	66.7	57.6	+9.0
5 Kentucky	34	75.6	69	+6.6
6 Georgia	31	58.9	54.2	+4.7
7 Missouri	33	63.4	59.4	+4.0
8 Arkansas	32	59.7	55.9	+3.8
9 LSU	31	63.3	60.5	+2.8
10 Ole Miss	33	65.1	63.1	+2.1
11 Auburn	31	57.6	55.6	+2.0
12 Florida	30	61.9	62	-0.1
13 Alabama	32	59.7	62.3	-2.7
14 Vanderbilt	31	61.6	64.3	-2.7

FIELD GOAL PCT.

TEAM	G	FG	FGA	PCT
1 South Carolina	37	1048	2167	.484
2 Vanderbilt	31	719	1585	.454
3 Texas A&M	33	850	1948	.436
4 Tennessee	36	934	2199	.425
5 LSU	31	747	1849	.404

6 Auburn	31	710	1762	.403
7 Kentucky	34	905	2271	.399
8 Missouri	33	745	1870	.398
9 Mississippi State	34	847	2128	.398
10 Florida	30	684	1728	.396
11 Ole Miss	33	770	2015	.382
12 Alabama	32	655	1733	.378
13 Georgia	31	651	1772	.367
14 Arkansas	32	659	1800	.366

FIELD GOAL PCT. DEFENSE

TEAM	G	FG	FGA	PCT
1 South Carolina	37	739	2116	.349
2 Missouri	33	680	1937	.351
3 Texas A&M	33	708	1965	.360
4 Arkansas	32	648	1763	.368
5 Mississippi State	34	677	1811	.374
6 Auburn	31	620	1656	.374
7 Tennessee	36	787	2102	.374
8 Georgia	31	616	1634	.377
9 LSU	31	651	1644	.396
10 Kentucky	34	828	2057	.403
11 Florida	30	663	1634	.406
12 Alabama	32	739	1820	.406
13 Ole Miss	33	707	1734	.408
14 Vanderbilt	31	729	1749	.417

3-POINT FG PCT.

TEAM	G	3FG	3FGA	PCT
1 South Carolina	37	177	507	.349
2 LSU	31	100	295	.339
3 Tennessee	36	172	508	.339
4 Mississippi State	34	200	595	.336
5 Missouri	33	249	762	.327
6 Vanderbilt	31	105	330	.318
7 Texas A&M	33	64	216	.296
8 Arkansas	32	155	524	.296
9 Florida	30	130	448	.290
10 Kentucky	34	154	539	.286
11 Georgia	31	142	510	.278
12 Ole Miss	33	154	588	.262
13 Auburn	31	103	394	.261
14 Alabama	32	136	537	.253

FREE THROW PCT.

TEAM	G	FT	FTA	PCT
1 Tennessee	36	527	700	.753
2 Mississippi State	34	592	830	.713
3 Florida	30	360	510	.706
4 Georgia	31	382	552	.692
5 Vanderbilt	31	368	542	.679
6 South Carolina	37	534	792	.674
7 Texas A&M	33	436	647	.674
8 Kentucky	34	607	903	.672
9 LSU	31	367	557	.659
10 Missouri	33	353	537	.657
11 Arkansas	32	437	669	.653
12 Ole Miss	33	455	717	.635
13 Alabama	32	463	735	.630
14 Auburn	31	263	432	.609

REBOUNDING MARGIN

TEAM	G	TEAM	AVG	OPP	AVG	MAR
1 South Carolina	37	1533	41.4	1178	31.8	+9.6
2 Tennessee	36	1514	42.1	1232	34.2	+7.8
3 Mississippi State	34	1401	41.2	1246	36.6	+4.6
4 Arkansas	32	1282	40.1	1151	36	+4.1
5 Texas A&M	33	1338	40.5	1208	36.6	+3.9
6 Missouri	33	1365	41.4	1238	37.5	+3.8
7 Georgia	31	1197	38.6	1102	35.5	+3.1
8 Vanderbilt	31	1069	34.5	980	31.6	+2.9
9 LSU	31	1172	37.8	1141	36.8	+1.0
10 Alabama	32	1205	37.7	1182	36.9	+0.7
11 Ole Miss	33	1282	38.8	1259	38.2	+0.7
12 Kentucky	34	1414	41.6	1392	40.9	+0.6
13 Auburn	31	1127	36.4	1110	35.8	+0.5
14 Florida	30	1102	36.7	1120	37.3	-0.6

2015 FINAL SEC TEAM STATISTICS

BLOCKED SHOTS

TEAM	G	NO	AVG/G
1 South Carolina	37	232	6.3
2 Mississippi State	34	174	5.1
3 Kentucky	34	148	4.4
4 Auburn	31	132	4.3
5 Texas A&M	33	136	4.1
6 Tennessee	36	140	3.9
7 Arkansas	32	112	3.5
7 Florida	30	105	3.5
9 Missouri	33	111	3.4
10 Alabama	32	107	3.3
11 Ole Miss	33	94	2.8
12 Georgia	31	78	2.5
12 LSU	31	77	2.5
14 Vanderbilt	31	77	2.5

ASSISTS

TEAM	G	NO	AVG/G
1 South Carolina	37	616	16.6
2 Tennessee	36	533	14.8
3 Texas A&M	33	448	13.6
4 Missouri	33	442	13.4
5 Auburn	31	415	13.4
6 Mississippi State	34	448	13.2

7 Vanderbilt	31	406	13.1
8 Georgia	31	384	12.4
9 Florida	30	371	12.4
10 Ole Miss	33	407	12.3
11 Arkansas	32	383	12
12 LSU	31	345	11.1
13 Alabama	32	352	11
14 Kentucky	34	370	10.9

STEALS

TEAM	G	NO	AVG/G
1 LSU	31	337	10.9
2 Ole Miss	33	354	10.7
3 Florida	30	321	10.7
4 Auburn	31	322	10.4
5 Kentucky	34	335	9.9
6 Georgia	31	302	9.7
7 Mississippi State	34	329	9.7
8 Tennessee	36	319	8.9
9 Alabama	32	277	8.7
10 South Carolina	37	315	8.5
11 Texas A&M	33	247	7.5
12 Vanderbilt	31	216	7
13 Arkansas	32	212	6.6
14 Missouri	33	211	6.4

2015 FINAL SEC INDIVIDUAL STATISTICS

POINTS

PLAYER-TEAM	YR	G	FG	3FG	FT	PTS	AVG/G
Jessica Jackson-AR	SO	32	161	56	99	477	14.9
Makayla Epps-UK	SO	34	184	24	114	506	14.9
Victoria Vivians-MS	FR	34	171	69	94	505	14.9
Courtney Williams-AM	JR	29	170	10	79	429	14.8
Tia Faleru-UM	SR	33	180	2	119	481	14.6
Tiffany Mitchell-SC	JR	37	189	57	98	533	14.4
Jennifer O'Neill-UK	SR	33	153	54	114	474	14.4
Courtney Walker-AM	JR	33	186	9	90	471	14.3
Kelsey Brooks-AR	SO	32	134	41	132	441	13.8
Ashley Williams-UA	SO	31	162	0	101	425	13.7

REBOUNDS

PLAYER-TEAM	YR	G	OFF	DEF	TOT	AVG/G
Jordan Frericks-MO	SO	33	123	204	327	9.9
Tia Faleru-UM	SR	33	132	193	325	9.8
Achiri Ade-AM	SR	33	110	153	263	8.0
Alaina Coates-SC	SO	36	99	186	285	7.9
Melissa Wolff-AR	JR	32	101	150	251	7.8
Cierra Burdick-UT	SR	34	85	173	258	7.6
Linnæ Harper-UK	SO	34	100	140	240	7.1
Bashaara Graves-UT	JR	36	126	126	252	7.0
Krista Donald-UG	SR	29	70	126	196	6.8
Raigyne Moncrief-LSU	SO	31	71	136	207	6.7

FIELD GOAL PCT. (min 5.0 FGM per game)

PLAYER-TEAM	YR	G	FG	FGA	PCT
Ashley Williams-UA	SO	31	162	296	.547
Tiffany Mitchell-SC	JR	37	189	378	.500
Tia Faleru-UM	SR	33	180	362	.497
Makayla Epps-UK	SO	34	184	414	.444
Courtney Walker-AM	JR	33	186	448	.415
Courtney Williams-AM	JR	29	170	419	.406
Brandy Montgomery-AU	SO	31	155	406	.382
Jessica Jackson-AR	SO	32	161	431	.374
Victoria Vivians-MS	FR	34	171	465	.368

3-POINT FG PCT. (min 2.0 3FGM per game)

PLAYER-TEAM	YR	G	3FG	3FGA	PCT
Ariel Messengale-UT	SR	35	74	202	0.366
Morgan Eye-MO	SR	33	84	244	0.344
Victoria Vivians-MS	FR	34	69	211	0.327

FREE THROW PCT.

PLAYER-TEAM	YR	G	FT	FTA	PCT
Courtney Walker-AM	JR	33	90	104	.865
Morgan William-MS	FR	34	144	171	.842
Tiffany Mitchell-SC	JR	37	98	117	.838
Cierra Burdick-UT	SR	34	85	103	.825
Bria Goss-UK	SR	28	87	109	.798
Jessica Jackson-AR	SO	32	99	126	.786
Victoria Vivians-MS	FR	34	94	126	.746
Bashaara Graves-UT	JR	36	108	146	.740
Jennifer O'Neill-UK	SR	33	114	158	.722
Alaina Coates-SC	SO	36	117	168	.696

ASSISTS

PLAYER-TEAM	YR	G	ASSISTS	AVG/G
Jordan Jones-AM	JR	28	186	6.6
Calli Berna-AR	SR	32	166	5.2
Cassie Peoples-UF	JR	30	126	4.2
Morgan William-MS	FR	34	123	3.6
Neydja Petithomme-AU	FR	31	98	3.2
Karyla Middlebrook-UA	FR	32	101	3.2
Paris Kea-VU	FR	31	94	3.0
Marjorie Butler-UG	JR	31	93	3.0
Makayla Epps-UK	SO	34	101	3.0
Tiffany Mitchell-SC	JR	37	106	2.9

STEALS

PLAYER-TEAM	YR	G	STEALS	AVG/G
Andraya Carter-UT	SO	35	80	2.3
Erika Sisk-UM	SO	33	73	2.2
Dominique Dillingham-MS	SO	34	69	2.0
Linnæ Harper-UK	SO	34	69	2.0
Dashawn Harden-LS	SR	30	59	2.0
Cassie Peoples-UF	JR	30	59	2.0
Raigyne Moncrief-LS	SO	31	60	1.9
Jordan Jones-AM	JR	28	54	1.9
Tia Faleru-UM	SR	33	61	1.8
Khadijah Sessions-SC	JR	37	68	1.8

BLOCKED SHOTS

PLAYER-TEAM	YR	G	BLOCKS	AVG/G
Martha Alwal-MS	SR	28	71	2.5
A'Ja Wilson-SC	FR	37	65	1.8
Azia Bishop-UK	SR	33	53	1.6
Alaina Coates-SC	SO	36	53	1.5
Jordan Frericks-MO	SO	33	46	1.4

GENERAL

STAFF

PLAYERS

REVIEW

HISTORY

FACILITIES

NCAA

SEC

RECORDS

MEDIA INFO



TENNESSEE AT THE TOP OF THE SEC (35 TITLES)

18 REGULAR SEASON & 17 TOURNAMENT CHAMPIONSHIPS

Year	Champion	SEC	Overall	Coach	Tournament Champion (Site)	Coach
1980*	TENNESSEE		33-5	Pat Head	TENNESSEE (Knoxville, Tenn.)	Pat Head
1981	Auburn		26-7	Joe Ciampi	Auburn (Baton Rouge, La.)	Joe Ciampi
1982	Kentucky		24-8	Terry Hall	Kentucky (Lexington, Ky.)	Terry Hall
1983	Georgia	4-4	27-7	Andy Landers	Georgia (Athens, Ga.)	Andy Landers
1984	Georgia	7-1	30-3	Andy Landers	Georgia (Athens, Ga.)	Andy Landers
1985*	TENNESSEE	4-4	22-10	Pat Summitt	TENNESSEE (Oxford, Miss.)	Pat Summitt
1986	Georgia	9-0	30-2	Andy Landers	Georgia (Athens, Ga.)	Andy Landers
1987	Auburn	8-1	31-2	Joe Ciampi	Auburn (Albany, Ga.)	Joe Ciampi
1988	Auburn	9-0	32-3	Joe Ciampi	TENNESSEE (Albany, Ga.)	Pat Summitt
1989	Auburn	9-0	32-2	Joe Ciampi	TENNESSEE (Albany, Ga.)	Pat Summitt
1990	TENNESSEE	8-1	27-6	Pat Summitt	Auburn (Albany, Ga.)	Joe Ciampi
1991	Georgia	9-0	28-4	Andy Landers	LSU (Albany, Ga.)	Sue Gunter
1992	Mississippi	11-0	29-3	Van Chancellor	TENNESSEE (Albany, Ga.)	Pat Summitt
1993	TENNESSEE	11-0	29-3	Pat Summitt	Vanderbilt (Chattanooga, Tenn.)	Jim Foster
1994*	TENNESSEE	11-0	31-2	Pat Summitt	TENNESSEE (Chattanooga, Tenn.)	Pat Summitt
1995	TENNESSEE	11-0	34-3	Pat Summitt	Vanderbilt (Chattanooga, Tenn.)	Jim Foster
1996	Georgia	10-1	28-5	Andy Landers	TENNESSEE (Chattanooga, Tenn.)	Pat Summitt
1997	Georgia	11-1	25-6	Andy Landers	Auburn (Chattanooga, Tenn.)	Joe Ciampi
1998*	TENNESSEE	14-0	39-0	Pat Summitt	TENNESSEE (Columbus, Ga.)	Pat Summitt
1999*	TENNESSEE	13-1	31-3	Pat Summitt	TENNESSEE (Chattanooga, Tenn.)	Pat Summitt
2000*	* TENNESSEE	13-1	33-4	Pat Summitt	TENNESSEE (Chattanooga, Tenn.)	Pat Summitt
	*Georgia	13-1	32-4	Andy Landers	Georgia (Memphis, Tenn.)	Andy Landers
2001	TENNESSEE	14-0	31-3	Pat Summitt	Vanderbilt (Nashville, Tenn.)	Jim Foster
2002	TENNESSEE	13-1	29-5	Pat Summitt	LSU (North Little Rock, Ark.)	Sue Gunter
2003	TENNESSEE	14-0	33-5	Pat Summitt	Vanderbilt (Nashville, Tenn.)	Melanie Balcomb
2004	TENNESSEE	14-0	31-4	Pat Summitt	TENNESSEE (Greenville, S.C.)	Pat Summitt
2005	LSU	14-0	33-3	Pokey Chatman	TENNESSEE (North Little Rock, Ark.)	Pat Summitt
2006	LSU	13-1	31-4	Pokey Chatman	Vanderbilt (Duluth, Ga.)	Melanie Balcomb
2007	TENNESSEE	14-0	34-3	Pat Summitt	TENNESSEE (Nashville, Tenn.)	Pat Summitt
2008	LSU	14-0	31-6	Van Chancellor	Vanderbilt (North Little Rock, Ark.)	Melanie Balcomb
2009	Auburn	12-2	30-4	Nell Fortner	TENNESSEE (Duluth, Ga.)	Pat Summitt
2010*	TENNESSEE	15-1	32-3	Pat Summitt	TENNESSEE (Nashville, Tenn.)	Pat Summitt
2011*	TENNESSEE	16-0	34-3	Pat Summitt	TENNESSEE (Nashville, Tenn.)	Pat Summitt
2012	Kentucky	13-3	28-7	Matthew Mitchell	Texas A&M (Duluth, Ga.)	Pat Summitt
2013	TENNESSEE	14-2	27-8	Holly Warlick	TENNESSEE (Duluth, Ga.)	Gary Blair
2014	South Carolina	14-2	29-5	Dawn Staley	South Carolina (Little Rock, Ark.)	Holly Warlick
2015	*South Carolina	15-1	34-3	Dawn Staley		Dawn Staley
	* TENNESSEE	15-1	30-6	Holly Warlick		

* tied for regular season championship * Swept SEC regular season and tournament titles (eight times)

SEC TOURNAMENT RECORDS (1980-2015)

Team	Years Won	Lost	Pct.	Titles	
TENNESSEE	36	75	19	.798	17
Texas A&M	3	5	2	.714	1
Vanderbilt	36	46	30	.605	6
Georgia	36	46	32	.590	4
Auburn	36	36	34	.514	4
LSU	36	34	35	.493	2
Kentucky	36	31	37	.456	1
South Carolina	24	11	23	.324	1
Ole Miss	35*	26	35	.426	0
Alabama	36	25	36	.410	0
Florida	35*	19	35	.352	0
Arkansas	24	11	24	.314	0
Mississippi State	36	15	36	.294	0
Missouri	3	0	3	.000	0

ALL-TIME RECORDS

(According to Schools' Media Guides)

Team	Years	Won	Lost	Pct.
TENNESSEE	70	1277	286	.817
Georgia	42	899	384	.701
LSU	40	857	408	.677
Auburn	45	862	426	.669
Vanderbilt	38	793	399	.665
Ole Miss	41	784	473	.624
Arkansas	39	710	449	.613
Kentucky	41	736	496	.597
South Carolina	41	735	503	.594
Alabama	41	685	533	.562
Missouri	39	695	525	.570
Florida	41	684	527	.565
Texas A&M	40	713	549	.565
Mississippi State	41	589	597	.497

ALL-TIME SEC STANDINGS

(Regular-Season Games Only, 1983-2015)

Team	Years Won	Lost	Pct.	Titles	
TENNESSEE	33	359	50	.877	18
Texas A&M	3	34	14	.708	0
Georgia	33	269	140	.658	7
LSU	33	247	162	.604	3
Vanderbilt	33	231	178	.565	0
Auburn	33	207	202	.506	5
Kentucky	33	178	231	.435	2
Florida	33	176	233	.430	0
Ole Miss	33	173	236	.423	1
Missouri	3	19	29	.396	0
South Carolina	24	131	200	.396	2
Arkansas	24	123	208	.372	0
Alabama	33	143	266	.350	0
Mississippi State	33	133	276	.325	0

SERIES RECORDS /// THROUGH 2014-15 SEASON

	ALA	ARK	AUB	UF	UGA	UK	LSU	MISS	MSU	MIZ	USC	UT	TAMU	VU
ALA		14-19	36-46	29-26	10-37	17-25	17-37	21-34	36-18	3-3	15-21	2-48	0-4	12-31
ARK	19-14		14-20	9-24	5-29	13-19	15-29	15-25	18-15	10-5	17-14	2-26	20-7	6-23
AUB	46-36	19-14		34-20	18-26	25-19	29-21	32-24	35-18	3-3	21-18	10-40	0-7	18-28
UF	26-29	24-9	20-33		15-51	24-27	12-26	19-15	25-19	0-4	20-14	3-48	0-4	21-32
UGA	37-10	29-5	26-18	51-15		36-15	23-19	31-12	27-15	5-2	33-10	15-48	1-4	34-26
UK	25-17	19-13	19-25	27-24	15-36		12-32	16-21	25-17	4-1	33-22	10-53	3-2	22-27
LSU	37-17	29-15	21-29	26-12	19-23	32-12		31-22	47-6	6-2	22-9	13-46	10-8	19-24
MISS	34-21	25-15	24-32	15-19	12-31	21-16	22-31		63-26	1-4	18-17	7-43	1-4	15-30
MSU	18-36	15-18	18-35	19-25	15-27	17-25	6-47	26-63		4-1	16-15	0-36	1-2	16-36
MIZ	3-3	5-10	3-3	4-0	2-5	1-4	2-6	2-3	0-4		1-3	1-6	8-15	2-2
USC	21-15	14-17	18-21	14-20	10-33	22-33	9-22	18-17	15-16	3-1		4-45	1-3	12-21
UT	48-2	26-2	40-10	48-3	49-15	53-10	47-13	43-7	36-0	6-1	47-5		6-1	65-9
TAMU	4-0	7-20	7-0	4-0	4-1	2-3	8-10	4-1	3-1	15-8	3-1	1-6		2-4
VU	31-12	23-6	28-18	33-21	26-34	27-22	24-19	30-15	36-16	2-2	21-12	9-64	4-2	

TENNESSEE'S SEC TOURNAMENT HISTORY

1980 SEC TOURNAMENT **KNOXVILLE, TENNESSEE**
 SECOND ROUND: Tennessee def. Florida, 118-44 (2-8-80)
 SEMIFINALS: Tennessee def. Auburn, 72-61 (2-9-80)
 FINALS: **Tennessee def. Mississippi, 85-71 (2-10-80)**

1981 SEC TOURNAMENT **BATON ROUGE, LOUISIANA**
 SECOND ROUND: Alabama def. Tennessee, 77-71 (1-30-81)

1982 SEC TOURNAMENT **LEXINGTON, KENTUCKY**
 SECOND ROUND: Tennessee def. Vanderbilt, 80-75 (2-26-82)
 SEMIFINALS: Tennessee def. Georgia, 55-44 (2-27-82)
 FINALS: Kentucky def. Tennessee, 80-74 (2-28-82)

1983 SEC TOURNAMENT **KNOXVILLE, TENNESSEE**
 SECOND ROUND: Tennessee def. Alabama, 91-73 (3-4-83)
 SEMIFINALS: Georgia def. Tennessee, 71-65 (3-5-83)
 CONSO-FINALS: Tennessee def. Auburn, 83-75 (3-6-83)

1984 SEC TOURNAMENT **ATHENS, GEORGIA**
 SECOND ROUND: Alabama def. Tennessee, 85-66 (3-3-84)

1985 SEC TOURNAMENT **OXFORD, MISSISSIPPI**
 SECOND ROUND: Tennessee def. Louisiana State, 85-78 (2-27-85)
 SEMIFINALS: Tennessee def. Ole Miss, 79-71 (3-3-85)
 FINALS: **Tennessee def. Auburn, 63-60 (3-4-85)**

1986 SEC TOURNAMENT **ATHENS, GEORGIA**
 SECOND ROUND: Mississippi def. Tennessee, 83-78 (2-28-86)

1987 SEC TOURNAMENT **ALBANY, GEORGIA**
 SECOND ROUND: Tennessee def. Louisiana State, 64-63 (3-5-87)
 SEMIFINALS: Auburn def. Tennessee, 102-96 (3-6-87)

1988 SEC TOURNAMENT **ALBANY, GEORGIA**
 SECOND ROUND: Tennessee def. Kentucky, 100-66 (3-5-88)
 SEMIFINALS: Tennessee def. Georgia, 82-76 (3-6-88)
 FINALS: **Tennessee def. Auburn, 73-70 (3-7-88)**

1989 SEC TOURNAMENT **ALBANY, GEORGIA**
 SECOND ROUND: Tennessee def. Alabama, 89-61 (3-4-89)
 SEMIFINALS: Tennessee def. Mississippi, 82-60 (3-5-89)
 FINALS: **Tennessee def. Auburn, 66-51 (3-6-89)**

1990 SEC TOURNAMENT **ALBANY, GEORGIA**
 SECOND ROUND: Tennessee def. Florida, 81-56 (3-3-90)
 SEMIFINALS: Tennessee def. Georgia, 73-54 (3-4-90)
 FINALS: Auburn def. Tennessee, 78-77 (3-5-90)

1991 SEC TOURNAMENT **ALBANY, GEORGIA**
 SECOND ROUND: Tennessee def. Vanderbilt, 62-60 (3-2-91)
 SEMIFINALS: Tennessee def. Auburn, 70-62 (3-3-91)
 FINALS: Louisiana State def. Tennessee, 80-75 (3-4-91)

1992 SEC TOURNAMENT **ALBANY, GEORGIA**
 SECOND ROUND: Tennessee def. Louisiana State, 70-65 (3-7-92)
 SEMIFINALS: Tennessee def. Kentucky, 90-84 (3-8-92)
 FINALS: **Tennessee def. Georgia, 73-66 (3-9-92)**

1993 SEC TOURNAMENT **CHATTANOOGA, TENNESSEE**
 SECOND ROUND: Georgia def. Tennessee, 73-72 (3-6-93)

1994 SEC TOURNAMENT **CHATTANOOGA, TENNESSEE**
 SECOND ROUND: Tennessee def. Georgia, 86-72 (3-5-94)
 SEMIFINALS: Tennessee def. Alabama, 72-56 (3-6-94)
 FINALS: **Tennessee def. Vanderbilt, 82-57 (3-7-94)**

1995 SEC TOURNAMENT **CHATTANOOGA, TENNESSEE**
 SECOND ROUND: Tennessee def. Kentucky, 74-62 (3-4-95)
 SEMIFINALS: Tennessee def. Alabama, 84-70 (3-5-95)
 FINALS: Vanderbilt def. Tennessee, 67-61 (3-6-95)

1996 SEC TOURNAMENT **CHATTANOOGA, TENNESSEE**
 SECOND ROUND: Tennessee def. Mississippi, 73-51 (3-2-96)
 SEMIFINALS: Tennessee def. Florida, 74-63 (3-3-96)
 FINALS: **Tennessee def. Alabama, 64-60 (3-4-96)**

1997 SEC TOURNAMENT **CHATTANOOGA, TENNESSEE**
 FIRST ROUND: Tennessee def. South Carolina, 75-48 (2-28-97)
 SECOND ROUND: Tennessee def. LSU, 100-99 (OT) (3-1-97)
 SEMIFINALS: Auburn def. Tennessee, 61-59 (3-2-97)

1998 SEC TOURNAMENT **COLUMBUS, GEORGIA**
 SECOND ROUND: Tennessee def. Mississippi State, 88-60 (2-27-98)
 SEMIFINALS: Tennessee def. Vanderbilt, 106-45 (2-28-98)
 FINALS: **Tennessee def. Alabama, 67-63 (3-1-98)**

1999 SEC TOURNAMENT **CHATTANOOGA, TENNESSEE**
 SECOND ROUND: Tennessee def. Florida, 92-80 (2-26-99)
 SEMIFINALS: Tennessee def. Alabama, 80-69 (2-27-99)
 FINALS: **Tennessee def. Georgia, 85-69 (2-28-99)**

2000 SEC TOURNAMENT **CHATTANOOGA, TENNESSEE**
 SECOND ROUND: Tennessee def. Florida, 91-79 (3-3-00)
 SEMIFINALS: Tennessee def. Vanderbilt, 61-53 (3-4-00)
 FINALS: **Tennessee def. Mississippi State, 70-67 (3-5-00)**

2001 SEC TOURNAMENT **MEMPHIS, TENNESSEE**
 SECOND ROUND: Tennessee def. Alabama, 82-52 (3-2-01)
 SEMIFINALS: Vanderbilt def. Tennessee, 77-74 (3-3-01)

2002 SEC TOURNAMENT **NASHVILLE, TENNESSEE**
 SECOND ROUND: Tennessee def. Georgia, 81-67 (3-1-02)
 SEMIFINALS: Louisiana State def. Tennessee, 81-80 (3-2-02)

2003 SEC TOURNAMENT **NORTH LITTLE ROCK, ARKANSAS**
 SECOND ROUND: Tennessee def. Auburn, 66-51 (3-7-03)
 SEMIFINALS: Tennessee def. Mississippi State, 76-75 (3-8-03)
 FINALS: Louisiana State def. Tennessee, 78-62 (3-9-03)

2004 SEC TOURNAMENT **NASHVILLE, TENNESSEE**
 SECOND ROUND: Tennessee def. Mississippi State, 67-57 (3-5-04)
 SEMIFINALS: Georgia def. Tennessee, 68-66 (OT) (3-6-04)

2005 SEC TOURNAMENT **GREENVILLE, SOUTH CAROLINA**
 SECOND ROUND: Tennessee def. Auburn, 64-54 (3-4-05)
 SEMIFINALS: Tennessee def. Vanderbilt, 76-73 (3-5-05)
 FINALS: **Tennessee def. LSU, 67-65 (3-6-05)**

2006 SEC TOURNAMENT **NORTH LITTLE ROCK, ARKANSAS**
 SECOND ROUND: Tennessee def. Auburn, 77-45 (3-3-06)
 SEMIFINALS: Tennessee def. Georgia, 89-79 (3-4-06)
 FINALS: **Tennessee def. LSU, 63-62 (3-5-06)**

2007 SEC TOURNAMENT **DULUTH, GEORGIA**
 SECOND ROUND: Tennessee def. South Carolina, 81-63 (3-2-07)
 SEMIFINALS: LSU def. Tennessee, 63-54 (3-3-07)

2008 SEC TOURNAMENT **NASHVILLE, TENNESSEE**
 SECOND ROUND: Tennessee def. Florida, 92-61 (3-7-08)
 SEMIFINALS: Tennessee def. Vanderbilt, 63-48 (3-8-08)
 FINALS: **Tennessee def. LSU, 61-55 (3-9-08)**

2009 SEC TOURNAMENT **NORTH LITTLE ROCK, ARKANSAS**
 FIRST ROUND: Tennessee def. Alabama, 68-49 (3-5-09)
 SECOND ROUND: Tennessee def. Florida, 71-67 (3-6-09)
 SEMIFINALS: Auburn def. Tennessee, 78-58 (3-7-09)

2010 SEC TOURNAMENT **DULUTH, GEORGIA**
 SECOND ROUND: Tennessee def. Mississippi, 76-51 (3-5-10)
 SEMIFINALS: Tennessee def. Vanderbilt, 68-49 (3-6-10)
 FINALS: **Tennessee def. Kentucky, 70-62 (3-7-10)**

2011 SEC TOURNAMENT **NASHVILLE, TENNESSEE**
 SECOND ROUND: Tennessee def. Florida 92-75 (3-4-11)
 SEMIFINALS: Tennessee def. Georgia 82-58 (3-5-11)
 FINALS: **Tennessee def. Kentucky 90-65 (3-6-11)**

2012 SEC TOURNAMENT **NASHVILLE, TENNESSEE**
 SECOND ROUND: Tennessee def. Vanderbilt 68-57 (3-2-12)
 SEMIFINALS: Tennessee def. South Carolina 74-58 (3-3-12)
 FINALS: **Tennessee def. LSU 70-58 (3-4-12)**

2013 SEC TOURNAMENT **DULUTH, GEORGIA**
 SECOND ROUND: Tennessee def. Florida 82-73 (3-8-13)
 SEMIFINALS: Texas A&M def. Tennessee 66-62 (3-9-13)

2014 SEC TOURNAMENT **DULUTH, GEORGIA**
 SECOND ROUND: Tennessee def. LSU 77-65 (3-7-14)
 SEMIFINALS: Tennessee def. Texas A&M 86-77 (3-8-14)
 FINALS: **Tennessee def. Kentucky 71-70 (3-9-14)**

2015 SEC TOURNAMENT **LITTLE ROCK, ARKANSAS**
 SECOND ROUND: Tennessee def. Georgia 75-41 (3-6-15)
 SEMIFINALS: Tennessee def. Kentucky 75-64 (3-7-15)
 FINALS: South Carolina def. Tennessee 62-46 (3-8-15)

GENERAL

STAFF

PLAYERS

REVIEW

HISTORY

FACILITIES

NCAA

SEC

RECORDS

MEDIA INFO



LADY VOL CONFERENCE RECOGNITION

SEC PLAYER OF THE YEAR

1989 (C) Bridgette Gordon
 1992 (C) Dena Head
 1994 (C), '95 (C) Nikki McCray
 1998 (C), '99 (C) Chamique Holdsclaw
 2007 (C) Candace Parker
 2011 (C-Co & AP) Shekinna Stricklen
 2013 (C-Co), '14 (AP) Meighan Simmons

SEC FRESHMAN OF THE YEAR

1986 Bridgette Gordon
 1989 Dena Head
 1996 Chamique Holdsclaw
 1998 Tamika Catchings
 2006 Candace Parker
 2008 Angie Bjorklund
 2011 Meighan Simmons
 2013 Bashaara Graves

SEC FEMALE ATHLETE OF THE YEAR

1989 Bridgette Gordon
 1991 Daedra Charles
 1998, '99 Chamique Holdsclaw
 2008 Candace Parker

SEC ALL-FRESHMAN TEAM

1986 Bridgette Gordon
 1987 Tonya Edwards
 1988 Kris Durham
 1989 Dena Head
 1990 Lisa Harrison
 1991 Nikki Caldwell
 1991 Peggy Evans
 1992 Tiffany Woosley
 1992 Dana Johnson
 1993 Latina Davis
 1994 Pashen Thompson
 1995 Tiffani Johnson
 1996 Chamique Holdsclaw
 1998 Semeka Randall
 1998 Tamika Catchings
 2000 Gwen Jackson
 2000 Kara Lawson
 2001 Ashley Robinson
 2002 Shyra Ely
 2002 Loree Moore
 2003 Shanna Zolman
 2004 Sidney Spencer
 2005 Nicky Anosike
 2005 Alexis Hornbuckle
 2006 Candace Parker
 2008 Angie Bjorklund
 2009 Glory Johnson
 2009 Shekinna Stricklen
 2011 Meighan Simmons
 2012 Ariel Massengale
 2013 Bashaara Graves
 2014 Andraya Carter

COACHES ALL-SEC SELECTIONS

1982, '84 Mary Ostrowski
 1982 Paula Towns
 1983, '84 Tanya Haave
 1983 Lea Henry
 1985 Shelia Collins
 1986, '87, '88, '89 Bridgette Gordon
 1987, '88, '89 Sheila Frost
 1988 Dawn Marsh (2nd)
 1988, '90 Tonya Edwards ('88 2nd)
 1989 Melissa McCray (2nd)
 1990, '91 Daedra Charles
 1990, '91, '92 Dena Head ('90 2nd)
 1992 Peggy Evans
 1993 Lisa Harrison
 1993, '94, '95 Nikki McCray ('93 2nd)
 1993, '94 Tiffany Woosley ('94 2nd)
 1994, '95 Dana Johnson
 1995, '96 Michelle Marciniak ('96 2nd)
 1996 Latina Davis (2nd)
 1996, '97, '98, '99 Chamique Holdsclaw
 1997 Abby Conklin (2nd)
 1998, '99, '00, '01 Tamika Catchings ('01 2nd)
 1998, '99, '00, '01 Semeka Randall ('98, '00 2nd)
 1999 Kellie Jolly (2nd)
 2000, '01, '02, '03 Kara Lawson
 2000, '01, '02 Michelle Snow ('00, '02, 2nd)
 2001, '03 Gwen Jackson
 2004 Tasha Butts (2nd)
 2004, '05 Shyra Ely
 2004, '05, '06 Shanna Zolman ('04, '05 2nd)

2006, '07, '08
 2006, '07, '08
 2007
 2008
 2009, '10
 2009, '10, '11, '12
 2010
 2011, '12
 2011, '13, '14
 2013
 2014, '15
 2015

Alexis Hornbuckle ('06 2nd)
 Candace Parker
 Sidney Spencer (2nd)
 Shannon Bobbitt (2nd)
 Angie Bjorklund ('09 2nd)
 Shekinna Stricklen ('09, '10 2nd)
 Kelley Cain
 Glory Johnson
 Meighan Simmons ('11 2nd)
 Bashaara Graves
 Isabelle Harrison
 Cierra Burdick

AP ALL-SEC SELECTIONS

1999
 1999, 2000
 1999, 2000
 2004
 2006, '07, '08
 2008
 2008
 2010, '11, '12
 2011, '13, '14
 2011, '12
 2013
 2014, '15
 2015

Chamique Holdsclaw
 Tamika Catchings ('09 2nd)
 Semeka Randall ('00 2nd)
 Tasha Butts (3rd)
 Candace Parker ('06 2nd)
 Shannon Bobbitt (2nd)
 Alexis Hornbuckle (2nd)
 Shekinna Stricklen ('10 2nd)
 Meighan Simmons ('11 2nd)
 Glory Johnson
 Bashaara Graves (2nd)
 Isabelle Harrison ('15 2nd)
 Cierra Burdick (2nd)

SEC DEFENSIVE PLAYER OF THE YEAR

2012 Glory Johnson

SEC ALL-DEFENSIVE TEAM

2008
 2010
 2011
 2012

Alexis Hornbuckle
 Kelley Cain
 Glory Johnson
 Glory Johnson

SEC ALL-TOURNAMENT TEAM

1980
 1980
 1980
 1982
 1982, '83
 1985
 1985
 1987
 1988, '89
 1989, '90, '92
 1989
 1990, '91
 1992
 1994
 1994, '95
 1996
 1996, '97, '98, '99
 1998, '99, 2000
 1998
 1999, 2000
 2002, '03
 2004, '05
 2005
 2005
 2006, '08
 2006
 2007
 2008
 2009, '11
 2010
 2010
 2010, '11, 12
 2011, '12
 2013
 2014
 2014, '15
 2015

Cindy Noble
 Jill Rankin (MVP)
 Holly Warlick
 Mary Ostrowski
 Tanya Haave
 Shelia Collins (MVP)
 Dawn Marsh
 Kathy Spinks
 Bridgette Gordon (MVP)
 Dena Head ('92 MVP)
 Sheila Frost
 Daedra Charles
 Peggy Evans
 Tiffany Woosley (MVP)
 Nikki McCray
 Michelle Marciniak
 Chamique Holdsclaw (MVP)
 Tamika Catchings
 Semeka Randall
 Michelle Snow
 Kara Lawson
 Shyra Ely ('05 MVP)
 Shanna Zolman
 Brittany Jackson
 Candace Parker (MVP)
 Sidney Spencer
 Alexis Hornbuckle
 Shannon Bobbitt
 Angie Bjorklund
 Alyssia Brewer (MVP)
 Alicia Manning
 Shekinna Stricklen ('11 MVP)
 Glory Johnson ('12 MVP)
 Taber Spani
 Isabelle Harrison ('14 MVP)
 Cierra Burdick
 Jordan Reynolds

SEC 6TH WOMAN OF THE YEAR

2010 Alyssia Brewer

SEC COMMUNITY SERVICE TEAM

1999
 2000
 2001, '03
 2002
 2004
 2005
 2006
 2007
 2008
 2009

Kellie Jolly
 Tamika Catchings
 Kara Lawson
 April McDivitt
 Tasha Butts
 Tye'sha Fluker
 Shanna Zolman
 Sidney Spencer
 Nicky Anosike
 Alex Fuller

LADY VOL CONFERENCE RECOGNITION

2010
2011
2012
2013
2014, '15

Glory Johnson
Angie Bjorklund
Glory Johnson
Taber Spani
Cierra Burdick

SEC ACADEMIC HONOR ROLL

1983, '84 Tanya Haave
1984, '85 Linda Ray
1987, '88 Jennifer Tuggle
1988 Lisa Webb
1989 Melissa McCray
1990, '91, '92 Debbie Hawhee
1990 Debbie Scott
1990 Tonya Edwards
1991, '92 Regina Clark
1991, '92 Jody Adams
1992 Peggy Evans
1993 Lisa Harrison
1994 Rochone Dilligard
1994 Vonda Ward
1994, '96 Michelle Marciniak
1995 Nikki McCray
1995, '96, '97 Abby Conklin
1996, '97, '98 Brynae Laxton
1997, '98, '99 Kellie Jolly
1998 Laurie Milligan
1998, '99, 2000 Niya Butts
1999, '01 Kristen "Ace" Clement
1999, '02 Tamika Catchings
2000, '01, '02 Amanda Canon
2000, '01, '02 Sarah Edwards
2001, '02 Semeka Randall
2001, '02, '03 Kara Lawson
2001, '02 Kyra Ely
2001, '02 April McDivitt

2003
2004, '05, '06
2004, '05, '06
2004, '05, '06, '07
2004, '07
2005
2005, '06, '07, '08
2005, '06, '07, '08
2006, '07
2007
2008
2008, '09
2009, '10
2009, '11, '12
2009, '10, '11, '12
2009, '10, '11, '12
2008, '09, '10, '11
2008, '09, '10, '11
2009, '10, '11, '12
2010, '11, '12, '13
2011
2012, '13, '14, '15
2012, '13, '14, '15
2013, '14, '15
2013, '14
2014, '15
2014
2014
2015
2015
2015
2015

Courtney McDaniel
Tye'sha Fluker
Shanna Zolman
Sidney Spencer
Dominique Redding
Shyra Ely
Nicky Anosike
Candace Parker
Alex Fuller
Elizabeth Curry
Shannon Bobbitt
Kelley Cain
Cait McMahan
Alicia Manning
Briana Bass
Vicki Baugh
Angie Bjorklund
Sydney Smallbone
Glory Johnson
Taber Spani
Lauren Avant
Cierra Burdick
Isabelle Harrison
Andraya Carter
Bashaara Graves
Ariel Massengale
Jordan Reynolds
Mercedes Russell
Jasmine Jones
Kortney Dunbar
Alexa Middleton
Jaime Nared

TENNESSEE'S MOST DECORATED SEC PLAYERS

Angie Bjorklund

2008 Rookie of the Year, 2008 SEC All-Freshman, 2009 Academic, 2009 All-SEC (2nd), 2009 All-Tournament, 2010 Academic, 2010 All-SEC, 2011 All-Tournament, 2011 Academic

Tamika Catchings

1998 All-Tournament, 1998 All-SEC, 1998 Freshman of the Year; 1998 All-Freshman, 1999 All-Tournament, 1999 All-SEC, 1999 AP All-SEC, 1999 Academic, 2000 AP All-SEC, 2000 All-Tournament, 2001 All-SEC Second Team, 2002 Academic

Daedra Charles

1990, 1991 All-Tournament, 1991 SEC Female Athlete of the Year; 1990, 1991 All-SEC

Shyra Ely

2002 SEC All-Freshman, 2004, 2005 All-SEC & AP All-SEC, 2004, 2005 (MVP) All-Tournament, 2005 Academic

Bridgette Gordon

1986 All-SEC, 1986 Freshman of the Year, 1986 All-Freshman, 1987 All-SEC, 1988 All-SEC, 1988 Tournament MVP, 1988 All-Tournament, 1989 Female Athlete of the Year, 1989 Player of the Year, 1989 All-SEC, 1989 Tournament MVP, 1989 All-Tournament

Dena Head

1989 Freshman of the Year, 1989 All-Tournament, 1989 All-Freshman, 1990 All-Tournament, 1991 All-SEC, 1992 Player of the Year, 1992 All-SEC, 1992 Tournament MVP, 1992 All-Tournament

Tanya Haave

1982 All-Tournament, 1983 All-SEC, 1983 All-Tournament, 1983 Academic, 1984 All-SEC, 1984 Academic

Isabelle Harrison

2012, 2013, 2014, 2015 Academic All-SEC, 2014 SEC Tournament MVP, 2014 SEC All-Tournament, 2014, 2015 All-SEC (1st, 1st),

2014, 2015 AP All-SEC (1st, 2nd)

Chamique Holdscaw

1996 All-SEC, 1996 Freshman of the Year, 1996 All-Freshman, 1996 All-Tournament; 1997 All-SEC; 1997 All-Tournament; 1998 SEC Female Athlete of the Year; 1998 Tournament MVP; 1998 All-Tournament; 1998 All-SEC, 1998 Player of the Year; 1999 SEC Female Athlete of the Year; 1999 Tournament MVP; 1999 All-Tournament; 1999 All-SEC, 1999 Player of the Year, 1999 AP All-SEC, 1999 AP SEC Player of the Year

Dana Johnson

1996 All-Freshman, 1994 All-SEC, 1994 All-Tournament, 1995 All-SEC, 1995 All-Tournament

Glory Johnson

2009 SEC All-Freshman; 2009, 2010, 2011, 2012 SEC Academic Honor Roll; 2011, 2012 All-SEC (1st, 1st); 2011, 2012 AP All-SEC (1st, 1st); 2011, 2012 SEC All-Defensive; 2011, 2012 SEC All-Tournament; 2012 SEC Tournament MVP; 2012 SEC Defensive Player of the Year; 2012 SEC Community Service Team

Kara Lawson

2000 All-Freshman, 2000 All-SEC, 2000 AP All-SEC Second Team; 2001 All-SEC, 2001 AP All-SEC Second Team, 2001 Academic, 2001 SEC Good Works Team, 2002 Academic, 2002 All-SEC, 2002 AP All-SEC, 2003 SEC Good Works Team, 2003 Academic, 2003 All-Tournament, 2003 All-SEC, 2003 AP All-SEC

Nikki McCray

1993 Second Team, 1994 Player of the Year, 1994 All-SEC, 1994 All-Tournament, 1995 Player of the Year, 1995 All-SEC, 1995 All-Tournament, 1995 Academic

Candace Parker

2005 Academic All-Freshman; 2006, 2007, 2008 Academic; 2006, 2007, 2008 All-SEC; 2006 (2nd), 2007, 2008 AP All-SEC; 2006 SEC All-Freshman; 2006 Rookie

of the Year; 2006, 2008 All-Tournament (MVP); 2007 Player of the Year; 2007 AP SEC Player of the Year; 2008 SEC Female Athlete of the Year

Semeka Randall

1998 All-Tournament, 1998 Second Team, 1998 All-Freshman, 1999 All-SEC, 1999 AP All-SEC, 2000 All-SEC, 2000 AP Second Team, 2000 Academic All-SEC, 2001 All-SEC Second Team, 2001 Academic All-SEC, 2002 Academic All-SEC

Meighan Simmons

2011 SEC Freshman of the Year; 2011 All-Freshman; 2011, 2013, 2014 AP All-SEC (2nd, 1st, 1st) Team; 2011, 2013, 2014 Coaches All-SEC Team (2nd, 1st, 1st); 2013 Coaches SEC Co-Player of the Year; 2014 AP SEC Player of the Year

Michelle Snow

1999 All-Tournament, 2000 All-SEC Second Team (Coaches), 2000 AP Honorable Mention, 2000 All-Tournament; 2001 All-SEC, 2001 AP All-SEC Second Team, 2002 All-SEC (Second Team), 2002 AP All-SEC (Second Team)

Sidney Spencer

2004 SEC All-Freshman, 2007 All-SEC (2nd); 2007 AP All-SEC (HM), 2004, 2005, 2006, 2007 Academic, 2006 All-Tournament, 2007 SEC Good Works Team

Shekinna Stricklen

2003 SEC All-Freshman; 2009, 2010, 2011, 2012 All-SEC (2nd, 2nd, 1st, 1st); 2010, 2011, 2012 AP All-SEC (2nd, 1st, 1st); 2010, 2011, 2012 SEC All-Tournament; 2011 SEC Tournament MVP; 2011 AP SEC Co-Player of the Year

Shanna Zolman

2003 SEC All-Freshman, 2004, 2005, 2006 All-SEC (2nd, 2nd, 1st), 2006 AP All-SEC (2nd); 2004, 2005, 2006 Academic, 2005 All-Tournament, 2006 SEC Good Works Team

GENERAL

STAFF

PLAYERS

REVIEW

HISTORY

FACILITIES

NCAA

SEC

RECORDS

MEDIA INFO



LADY VOL SEC TOURNAMENT RECORDS

INDIVIDUAL RECORDS

MOST FG: 15, Shelia Collins, Ole Miss, 3-3-85, Semifinal, UT 79-71
MOST FGA: 28, Shelia Collins, Ole Miss, 3-3-85, Semifinal, UT 79-71
MOST 3pt FG: 7, Angie Bjorklund, Kentucky, 3-6-11, Championship, UT 90-65
MOST 3pt FGA: 13, Angie Bjorklund, Vanderbilt, 3-6-10, Semifinal, UT 68-49
MOST FT: 15, Shelia Collins, LSU, 2-27-85, First Round, UT 85-78
MOST FTA: 16 (twice), most recently Glory Johnson, Florida, 3-4-11, Second Round, 3-4-11, UT 92-75
MOST REBOUNDS: 18, Dana Johnson, Alabama, 3-6-94, Semifinal, UT 72-56
MOST POINTS: 40, Shelia Collins, Ole Miss, 3-3-85, Semifinal, UT 79-71
MOST ASSISTS: 18, Dawn Marsh, Georgia, 3-6-88, Semifinal, UT 82-76
MOST BLOCKS: 7, Kelley Cain, Alabama, 3-5-09, First Round, UT 68-49
MOST STEALS: 6, Tamika Catchings, Florida, 3-3-00, Second Round, UT 91-79
MOST MINUTES: 43, Kellie Jolly, LSU, 3-1-97, Semifinal, UT 100-99 (OT)

TEAM RECORDS

MOST FG: 45, Florida, 2-8-80, First Round, UT 118-44
MOST FGA: 83, Florida, 2-8-80, First Round, UT 118-44
BEST FG%: 63.1% (36-57), Ole Miss, 2-10-80, Championship, UT 85-71
MOST 3pt FG: 16, Kentucky, 3-6-11, Championship, UT 90-65
MOST 3pt FGA: 22, Florida, 3-7-08, Second Round, UT 92-61
BEST 3pt FG%: 85.7% (6-7), Vanderbilt, 2-28-98, Semifinal, UT 106-45
MOST FT: 34, Alabama, 3-6-94, Semifinal, UT 72-56
MOST FTA: 44, Alabama, 3-6-94, Semifinal, UT 72-56
BEST FT%: 94.4% (17-18), Vanderbilt, 3-7-94, Championship, UT 82-57

MOST REBOUNDS: 63, Florida, 2-8-80, First Round, UT 118-44
MOST FOULS: 28, Kentucky, 3-8-92, Semifinal, UT 94-80
MOST POINTS: 118, Florida, 2-8-80, First Round, UT 118-44
MOST ASSISTS: 29, Kentucky, 2-28-82, Championship, Kentucky 80-74
MOST TURNOVERS: 24, Georgia, 3-4-90, Semifinal, UT 73-54
MOST BLOCKS: 11 (twice), Alabama, 3-5-09, First Round, UT 68-49
MOST STEALS: 20, Florida, 2-8-80, First Round, UT 118-44
FEWEST FG: 17, Alabama, 3-6-94, Semifinal, UT 72-56
FEWEST FGA: 40, Georgia, 2-27-82, Semifinal, UT 55-44
LOWEST FG%: 28.4% (19-67), Auburn, 3-4-05, Second Round, UT 64-54
FEWEST 3pt FG: 0 (5 times), LSU, 3-17-14, Quarterfinal, UT 77-65
FEWEST 3pt FGA: 0, Alabama, 3-4-89, Second Round, UT 89-61
LOWEST 3pt FG%: 00.0% (5 times), LSU, 3-17-14, Quarterfinal, UT 77-65
FEWEST FT: 6 (3x), most recently S. Carolina, 3-8-15, Final, USC 62-46
FEWEST FTA: 7 (twice), most recently LSU, 3-3-07, Semifinal, LSU 63-54
LOWEST FT%: 50.0% (6-12), S. Carolina, 3-8-15, Final, USC 62-46
FEWEST REBOUNDS: 27, Auburn, 2-9-80, Semifinal, UT 72-61
FEWEST FOULS: 8, Georgia, 3-6-15, Quarterfinal, UT 75-41
FEWEST POINTS: 46, S. Carolina, 3-8-15, Final, USC 62-46
FEWEST ASSISTS: 5, Alabama, 3-4-96, Championship, UT 64-60
FEWEST TURNOVERS: 7, Kentucky, 3-5-88, Second Round, UT 100-66
FEWEST BLOCKS: 0 (5 times)
FEWEST STEALS: 2 (three times), most recently Mississippi, 3-5-10, Second Round, UT 76-51

MOST 3pt FG: 11, Vanderbilt, 3-5-05, Semifinal, UT 76-73
MOST 3pt FGA: 24, Mississippi State, 3-5-04, Second Round, UT 67-57
BEST 3pt FG%: 100% (2-2) Vanderbilt, 3-2-91, Second Round, UT 62-60
MOST FT: 25, Louisiana State, 3-2-02, Semifinal, LSU, 81-80
MOST FTA: 40, Auburn, 3-6-87, Semifinal, Auburn 102-96
BEST FT%: 95.2% (20-21) Georgia, 3-4-06, Semifinal, UT 89-79
MOST REBOUNDS: 48, Auburn, 3-7-88, Championship, UT 73-70
MOST FOULS: 32, Alabama, 3-6-94, Semifinal, UT 72-56
MOST POINTS: 102, Auburn, 3-6-87, Semifinal, Auburn 102-96
MOST ASSISTS: 27, Kentucky, 2-28-82, Championship, Kentucky 80-74
MOST TURNOVERS: 36, Alabama, 3-4-89, Second Round, UT 89-61
MOST BLOCKS: 9, Auburn, 3-4-05, Second Round, UT 64-54
MOST STEALS: 13 (twice), most recently South Carolina, 3-2-07, Second Round, UT 81-63
FEWEST FG: 16 (twice), most recently Georgia, 3-6-15, Quarterfinal, UT 75-41
FEWEST FGA: 43, Vanderbilt, 3-3-01, Semifinal, Vanderbilt 77-74
LOWEST FG%: 25.9% (20-77), Florida, 2-8-80, First Round, UT 118-44
FEWEST 3pt FG: 0 (4 times)
FEWEST 3pt FGA: 1, Alabama, 3-4-89, Second Round, UT 89-61
LOWEST 3pt FG%: 00.0% (4 times)
FEWEST FT: 2, Vanderbilt, 3-5-05, Semifinal, UT 76-73

OPPONENT SEC TOURNAMENT RECORDS

INDIVIDUAL RECORDS

MOST FG: 17, Becky Jackson, Auburn, 3-6-83, Consolation, UT 83-75
MOST FGA: 32, Tan White, Mississippi State, 3-5-04, Second Round, UT 67-57
MOST 3pt FG: 5 (twice), most recently Ericka Russell, Alabama, 3-5-09, First Round, UT 68-49
MOST 3pt FGA: 12, Kaunda Williams, Alabama, 2-27-99, Semifinal, UT 80-69
MOST FT: 14, Ashley McElhiney, Vanderbilt, 3-3-01, Semifinal, Vanderbilt 77-74
MOST FTA: 16, Ashley McElhiney, Vanderbilt, 3-3-01, Semifinal, Vanderbilt 77-74
MOST REBOUNDS: 20, Sylvia Fowles, LSU, 3-3-07, Semifinal, LSU 63-54
MOST POINTS: 35, Jennifer Gillom, Mississippi, 3-1-86, Second Round, Mississippi 83-78
MOST ASSISTS: 12 (twice), most recently Temeka Johnson, LSU, 3-6-05, Championship, UT 67-65
MOST BLOCKS: 7 (twice), most recently by Sylvia Fowles, LSU, 3-5-06, Championship, UT 63-62
MOST STEALS: 5 (five times), most recently Ebony Crawford, Florida, 3-6-09, Second Round, UT 71-67
MOST MINUTES: 43, Pietra Gray, Louisiana State, 3-1-97, Semifinal, UT 100-99

TEAM RECORDS

MOST FG: 39, Auburn, 3-6-87, Semifinal, Auburn 102-96
MOST FGA: 77, (3x), most recently Kentucky, 3-6-11, Championship, UT 90-65
BEST FG%: 53.6% (30-56), Vanderbilt, 3-5-05, Semifinal, UT 76-73

SEC IN THE NCAA TOURNAMENT

NCAA APPEARANCES

SEC	210
ACC	165
Big Ten	146
Big East	135
Pac-12	118
Big 12	116
Atlantic 10	81
Sun Belt	52
C-USA	50
MVC	44

NCAA TITLES

Big East	8
SEC	8
Pac-12	4
Big 12	3
American	2
ACC	2
Independents	1
Sun Belt	1
Big Ten	1

NCAA TOURNAMENT WINS

SEC	383
ACC	248
Big East	230
Big Ten	168
Pac-12	166
Big 12	165
Sun Belt	66
Atlantic 10	63
Independents	32


NCAA FINAL FOUR APPEARANCES

SEC	35
Big East	22
ACC	18
Pac-12	12
Big Ten	8
Sun Belt	8
Big 12	8
Independents	6
American	2
Colonial	1

SEC YEAR-BY-YEAR NCAA PARTICIPATION

1982: 5	1999: 8
1983: 5	2000: 6
1984: 5	2001: 6
1985: 4	2002: 8
1986: 7	2003: 7
1987: 6	2004: 7
1988: 6	2005: 5
1989: 6	2006: 6
1990: 6	2007: 5
1991: 7	2008: 5
1992: 4	2009: 7
1993: 6	2010: 6
1994: 6	2011: 4
1995: 7	2012: 8
1996: 7	2013: 7
1997: 7	2014: 8
1998: 6	2015: 7

FEWEST FTA: 5 (3x), most recently Georgia, 3-6-15, Quarterfinal, UT 75-41
LOWEST FT%: 33.3% (2-6), Vanderbilt, 3-5-05, UT 76-73
FEWEST REBOUNDS: 22 (three times), most recently Mississippi, 3-5-10, Second Round, UT 76-51
FEWEST FOULS: 10 (twice), Louisiana State, 3-5-06, Championship, UT 63-62
FEWEST POINTS: 41, Georgia, 3-6-15, Quarterfinal, UT 75-41
FEWEST ASSISTS: 4 (twice), Auburn, 3-3-06, Second Round, UT 77-45
FEWEST TURNOVERS: 7 (four times), Texas A&M, 3-8-14, Semifinal, UT 86-77
FEWEST BLOCKS: 0, (11 times)
FEWEST STEALS: 1, LSU, 3-4-12, Championship, UT 70-58



RECORDS

GREAT LADY VOL SCORERS

The Tennessee Lady Vol basketball program has seen 42 of its 171 all-time players (through the 2014-15 season) join the 1,000-point club at UT since the modern era of basketball. Chamique Holdsclaw's career total of 3,025 points sets the basketball standard for men or women at the University of Tennessee.

■ 3,000 CAREER POINTS

1. **#23 CHAMIQUE HOLDSCLAW** » 3,025 CAREER POINTS 6'2" » FORWARD » ASTORIA, NEW YORK

Year	GP	GS	Min	Avg	FG	FGA	Pct	3FG	3FGA	Pct	FT	FTA	Pct	Off	Def	Tot	Avg	PF	FO	Ast	TO	Blk	Stl	Pts	Avg
95-96	36	36	1057	29.4	237	507	.467	7	32	.219	102	143	.713	124	202	326	9.1	92	3	74	95	17	32	583	16.2
96-97	39	38	1296	33.2	332	667	.498	17	50	.340	122	183	.667	129	238	367	9.4	101	3	114	139	35	93	803	20.6
97-98	39	39	1168	29.9	370	678	.546	9	41	.220	166	217	.765	133	195	328	8.4	82	1	117	109	36	110	915	23.5
98-99	34	34	1061	31.2	294	567	.519	3	21	.143	133	188	.707	116	158	274	8.1	62	1	80	87	23	70	724	21.3
TOTAL	148	147	4582	31.0	1233	2419	.510	36	144	.250	523	731	.715	502	793	1295	8.8	337	8	385	430	111	305	3025	20.4

■ 2,000 CAREER POINTS

2. **#30 BRIDGETTE GORDON** » 2,462 CAREER POINTS 6'0" » FORWARD » DELAND, FLORIDA

Year	GP	GS	Min	Avg	FG	FGA	Pct	3FG	3FGA	Pct	FT	FTA	Pct	Off	Def	Tot	Avg	PF	FO	Ast	TO	Blk	Stl	Pts	Avg
85-86	34	20	873	25.7	206	429	.480	0	0	.000	69	109	.633	101	107	208	6.1	58	0	53	66	11	75	481	14.1
86-87	34	32	925	27.2	222	459	.484	0	0	.000	115	160	.719	118	114	232	6.8	77	1	62	67	12	80	559	16.4
87-88	33	33	977	29.6	289	534	.541	3	4	.750	106	151	.702	119	105	224	6.8	71	1	80	79	18	76	687	20.8
88-89	36	36	1077	29.9	300	563	.533	2	6	.333	133	190	.700	120	131	251	7.0	50	1	98	93	16	105	735	20.4
TOTAL	137	121	3852	28.1	1017	1985	.512	5	10	.500	423	610	.693	458	457	915	6.7	256	3	293	305	57	336	2462	18.0

3. **#3 CANDACE PARKER** » 2,137 CAREER POINTS 6'4" » GUARD/FORWARD/CENTER » NAPERVILLE, ILLINOIS

Year	GP	GS	Min	Avg	FG	FGA	Pct	3FG	3FGA	Pct	FT	FTA	Pct	Off	Def	Tot	Avg	PF	FO	Ast	TO	Blk	Stl	Pts	Avg
05-06	36	36	1126	31.3	230	417	.552	3	12	.250	159	218	.729	82	216	298	8.3	73	1	103	82	86	56	622	17.3
06-07	36	36	1101	30.6	267	505	.529	6	18	.333	166	232	.716	92	260	352	9.8	73	0	88	89	99	64	706	19.6
07-08	38	37	1132	29.8	300	560	.536	8	30	.267	201	288	.698	87	235	322	8.5	67	0	96	91	90	88	809	21.3
TOTAL	110	109	3359	30.5	797	1482	.538	17	60	.283	526	738	.713	261	711	972	8.8	213	1	287	262	275	208	2137	19.4

4. **#24 TAMIKA CATCHINGS** » 2,113 CAREER POINTS 6'1" » FORWARD » DUNCANVILLE, TEXAS

Year	GP	GS	Min	Avg	FG	FGA	Pct	3FG	3FGA	Pct	FT	FTA	Pct	Off	Def	Tot	Avg	PF	FO	Ast	TO	Blk	Stl	Pts	Avg
97-98	39	38	1123	28.8	253	471	.537	40	110	.364	165	217	.760	124	189	313	8.0	89	2	92	93	57	100	711	18.2
98-99	34	34	991	29.1	205	400	.513	19	68	.279	134	173	.775	107	142	249	7.3	95	2	95	85	31	88	563	16.6
99-00	37	37	1143	30.9	209	440	.475	40	121	.331	122	159	.767	118	174	292	7.9	77	0	101	81	28	92	580	15.7
00-01	17	17	465	27.4	93	195	.477	23	67	.343	50	62	.806	72	78	150	8.8	35	0	50	34	20	31	259	15.2
TOTAL	127	126	3722	29.3	760	1506	.505	122	366	.333	471	611	.771	421	583	1004	7.9	296	4	338	293	136	311	2113	16.6

5. **#10 MEIGHAN SIMMONS** » 2,064 CAREER POINTS 5'9" » GUARD » CIBOLO, TEXAS

Year	GP	GS	Min	Avg	FG	FGA	Pct	3FG	3FGA	Pct	FT	FTA	Pct	Off	Def	Tot	Avg	PF	FO	Ast	TO	Blk	Stl	Pts	Avg
10-11	37	36	974	26.3	183	438	.418	63	187	.337	71	96	.740	24	77	101	2.7	69	1	104	104	7	24	500	13.5
11-12	36	22	901	25.0	143	381	.375	51	164	.311	61	83	.735	22	59	81	2.3	47	0	47	72	12	30	398	11.1
12-13	35	35	1108	31.7	217	527	.412	69	189	.365	86	101	.851	33	93	126	3.6	76	0	73	93	11	50	589	16.8
13-14	35	34	984	28.1	203	488	.416	72	200	.360	99	119	.832	17	77	94	2.7	68	1	80	93	2	42	577	16.5
TOTAL	143	127	3967	27.7	746	1834	.407	255	740	.345	317	399	.794	96	306	402	2.8	260	2	304	362	32	146	2064	14.4

■ 1,000 CAREER POINTS

6. **#20 KARA LAWSON** » 1,950 CAREER POINTS 5'8" » GUARD » ALEXANDRIA, VIRGINIA

Year	GP	GS	Min	Avg	FG	FGA	Pct	3FG	3FGA	Pct	FT	FTA	Pct	Off	Def	Tot	Avg	PF	FO	Ast	TO	Blk	Stl	Pts	Avg
99-00	37	34	1036	28.0	168	367	.458	79	181	.436	89	109	.817	43	109	152	4.1	79	0	102	50	7	51	504	13.6
00-01	34	31	899	26.4	132	305	.433	62	150	.413	60	70	.857	16	103	119	3.5	53	0	113	56	3	34	386	11.4
01-02	34	34	1078	31.7	189	406	.466	38	115	.330	96	115	.835	58	107	165	4.9	50	0	90	62	3	46	512	15.1
02-03	38	38	1185	31.2	186	397	.469	77	171	.450	99	112	.884	52	133	185	4.9	37	0	151	54	7	43	548	14.4
TOTAL	143	137	4198	29.4	675	1475	.458	256	617	.415	344	406	.847	169	452	621	4.3	219	0	456	222	20	174	1950	13.6



7.

#21 SEMEKA RANDALL » 1,915 CAREER POINTS 5'10" » GUARD » CLEVELAND, OHIO

Year	GP	GS	Min	Avg	FG	FGA	Pct	3FG3FGA	Pct	FT	FTA	Pct	Off	Def	Tot	Avg	PF	FO	Ast	TO	Blk	Stl	Pts	Avg	
97-98	38	21	988	26.0	224	460	.487	1	11	.091	155	213	.728	108	92	200	5.3	71	3	50	84	4	102	604	15.9
98-99	33	32	887	26.9	190	371	.512	2	8	.250	82	139	.590	77	83	160	4.8	65	1	46	96	5	60	464	14.1
99-00	37	37	1072	29.0	187	447	.418	9	35	.257	135	172	.785	95	101	196	5.3	62	0	69	91	4	72	518	14.0
00-01	32	29	775	24.2	130	312	.417	2	13	.154	67	94	.713	76	84	160	5.0	61	1	71	56	2	52	329	10.3
TOTAL	140	119	3722	26.6	731	1590	.460	14	67	.209	439	618	.710	356	360	716	5.1	259	5	236	327	15	286	1915	13.7

8.

#40 SHEKINNA STRICKLEN » 1,882 CAREER POINTS 6'2" » GUARD/FORWARD » MORRILTON, ARKANSAS

Year	GP	GS	Min	Avg	FG	FGA	Pct	3FG3FGA	Pct	FT	FTA	Pct	Off	Def	Tot	Avg	PF	FO	Ast	TO	Blk	Stl	Pts	Avg	
08-09	32	32	1009	31.5	153	392	.390	32	110	.291	86	113	.761	79	111	190	5.9	92	3	95	105	21	58	424	13.3
09-10	35	35	1066	30.5	164	373	.440	33	103	.320	84	102	.824	76	137	213	6.1	52	0	135	87	25	43	445	12.7
10-11	37	37	1104	29.8	177	362	.489	42	109	.385	78	103	.757	91	179	270	7.3	71	0	75	64	20	46	474	12.8
11-12	35	34	1124	32.1	198	456	.434	56	159	.352	87	118	.737	89	143	232	6.6	78	0	65	73	24	46	539	15.4
TOTAL	139	138	4303	31.0	692	1583	.437	163	481	.339	335	436	.768	335	570	905	6.5	293	3	370	329	90	193	1882	13.5

9.

#12 SHEILA FROST » 1,790 CAREER POINTS 6'4" » CENTER » PULASKI, TENNESSEE

Year	GP	GS	Min	Avg	FG	FGA	Pct	3FG3FGA	Pct	FT	FTA	Pct	Off	Def	Tot	Avg	PF	FO	Ast	TO	Blk	Stl	Pts	Avg	
85-86	33	25	804	24.4	181	312	.580	0	0	.000	42	80	.525	136	173	309	9.4	122	12	23	62	77	42	404	12.2
86-87	34	19	721	21.2	161	273	.590	0	0	.000	61	102	.598	88	128	216	6.4	104	6	31	36	56	53	383	11.3
87-88	34	24	836	24.6	208	338	.615	0	0	.000	80	124	.645	102	167	269	7.9	100	2	10	49	60	45	496	14.6
88-89	37	36	939	25.4	204	353	.578	0	0	.000	99	146	.678	108	141	249	6.7	93	2	33	47	56	74	507	13.7
TOTAL	138	104	3300	23.9	754	1276	.591	0	0	.000	282	452	.624	434	609	1043	7.6	419	22	97	194	249	212	1790	13.0

10.

#24 TANYA HAAVE » 1,771 CAREER POINTS 6'2" » FORWARD » EVERGREEN, COLORADO

Year	GP	GS	Min	Avg	FG	FGA	Pct	3FG3FGA	Pct	FT	FTA	Pct	Off	Def	Tot	Avg	PF	FO	Ast	TO	Blk	Stl	Pts	Avg	
80-81	30	2	470	15.7	109	207	.527	0	0	.000	29	35	.829	46	60	106	3.5	54	0	39	52	3	14	247	8.2
81-82	32	26	1030	32.2	184	353	.521	0	0	.000	52	63	.825	92	131	223	7.0	94	4	104	90	9	29	420	13.1
82-83	33	33	1042	31.6	252	493	.511	0	0	.000	110	131	.840	113	132	245	7.4	88	2	81	117	10	41	614	18.6
83-84	33	33	960	29.1	201	403	.499	0	0	.000	88	113	.779	69	110	179	5.4	97	4	47	99	13	50	490	14.8
TOTAL	128	94	3502	27.4	746	1456	.512	0	0	.000	279	342	.816	320	433	753	5.9	333	10	271	358	35	134	1771	13.8

11.

#14 MARY OSTROWSKI » 1,729 CAREER POINTS 6'2" » FORWARD » PARKERSBURG, WEST VIRGINIA

Year	GP	GS	Min	Avg	FG	FGA	Pct	3FG3FGA	Pct	FT	FTA	Pct	Off	Def	Tot	Avg	PF	FO	Ast	TO	Blk	Stl	Pts	Avg	
80-81	29	17	602	20.8	124	231	.537	0	0	.000	84	115	.730	95	108	203	7.0	71	0	46	71	16	41	332	11.4
81-82	32	32	1000	31.3	179	341	.525	0	0	.000	100	146	.685	118	155	273	8.5	101	4	93	91	24	65	458	14.3
82-83	33	32	942	28.5	190	324	.586	0	0	.000	66	94	.702	111	139	250	7.6	75	1	91	95	15	61	446	13.5
83-84	31	29	955	30.8	194	376	.516	0	0	.000	105	136	.772	99	169	268	8.6	74	0	100	97	21	45	493	15.9
TOTAL	125	110	3499	28.0	687	1272	.540	0	0	.000	355	491	.723	423	571	994	8.0	321	5	330	354	76	212	1729	13.8

12.

#5 SHANNA ZOLMAN » 1,706 CAREER POINTS 5'10" » GUARD » SYRACUSE, INDIANA

Year	GP	GS	Min	Avg	FG	FGA	Pct	3FG3FGA	Pct	FT	FTA	Pct	Off	Def	Tot	Avg	PF	FO	Ast	TO	Blk	Stl	Pts	Avg	
02-03	38	0	693	18.2	95	227	.419	37	96	.385	58	65	.892	27	51	78	2.1	40	0	64	63	3	32	285	7.5
03-04	35	30	1055	30.1	142	325	.437	58	136	.426	88	92	.957	11	88	99	2.8	68	0	71	82	3	35	430	12.3
04-05	35	24	968	27.7	147	333	.441	68	156	.436	75	87	.862	5	76	81	2.3	47	0	63	56	2	35	437	12.5
05-06	36	35	1203	33.4	183	426	.433	103	238	.433	85	90	.944	9	95	104	2.9	47	0	114	80	2	28	554	15.4
TOTAL	144	89	3919	27.2	567	1308	.433	266	626	.425	306	334	.916	52	310	362	2.5	202	0	312	281	10	130	1706	11.8

13.

#43 SHYRA ELY » 1,673 CAREER POINTS 6'2" » FORWARD » INDIANAPOLIS, INDIANA

Year	GP	GS	Min	Avg	FG	FGA	Pct	3FG3FGA	Pct	FT	FTA	Pct	Off	Def	Tot	Avg	PF	FO	Ast	TO	Blk	Stl	Pts	Avg	
01-02	33	22	691	20.9	123	251	.490	0	1	.000	62	106	.585	60	117	177	5.4	86	2	36	77	13	27	308	9.3
02-03	36	8	804	22.3	142	287	.495	3	8	.375	67	94	.713	70	168	238	6.6	77	0	47	82	12	42	354	9.8
03-04	35	35	1055	30.1	213	443	.481	0	1	.000	82	121	.678	101	178	279	8.0	80	2	53	92	13	44	508	14.5
04-05	35	31	1082	30.9	193	423	.456	5	17	.294	112	155	.723	72	174	246	7.0	84	1	58	113	10	54	503	14.4
TOTAL	139	96	3632	26.1	671	1404	.478	8	27	.296	323	476	.679	303	637	940	6.8	327	5	194	364	48	167	1673	12.0

14.

#25 GLORY JOHNSON » 1,643 CAREER POINTS
6'3" » FORWARD » KNOXVILLE, TENNESSEE

Year	GP	GS	Min	Avg	FG	FGA	Pct	3FG3FGA	Pct	FT	FTA	Pct	Off	Def	Tot	Avg	PF	FO	Ast	TO	Blk	Stl	Pts	Avg	
08-09	33	28	804	24.4	109	270	.404	0	2	0.000	117	190	.616	105	131	236	7.2	73	1	21	88	12	35	335	10.2
09-10	35	25	884	25.3	124	271	.458	1	11.000	105	162	.648	97	171	268	7.7	75	1	34	75	11	45	354	10.1	
10-11	37	29	912	24.6	155	290	.534	0	0.000	133	227	.586	138	221	359	9.7	86	3	46	90	28	50	443	12.0	
11-12	36	36	1077	29.9	186	346	.538	1	2.500	138	217	.636	132	223	355	9.9	87	2	39	85	41	49	511	11.7	
TOTAL	141	118	3697	26.2	574	1177	.488	2	5	.400	493	796	.619	472	725	1218	8.6	321	7	140	338	92	179	1643	11.7

15.

#53 DANA JOHNSON » 1,621 CAREER POINTS
6'2" » CENTER » BALTIMORE, MARYLAND

Year	GP	GS	Min	Avg	FG	FGA	Pct	3FG3FGA	Pct	FT	FTA	Pct	Off	Def	Tot	Avg	PF	FO	Ast	TO	Blk	Stl	Pts	Avg
91-92	31	2	502	16.2	91	197	.462	0	0.000	57	99	.576	77	95	172	5.5	77	4	5	53	21	25	239	7.7
92-93	32	13	728	22.8	143	268	.534	0	0.000	64	109	.587	93	89	182	5.7	83	1	6	38	18	33	350	10.9
93-94	33	33	810	24.5	173	317	.546	0	0.000	109	171	.637	104	137	241	7.3	89	0	19	62	11	34	455	13.8
94-95	37	36	911	24.6	215	350	.614	0	0.000	147	205	.717	94	195	289	7.8	86	0	11	73	13	36	577	15.6
TOTAL	133	84	2951	22.2	622	1132	.549	0	0.000	377	584	.646	368	516	884	6.6	335	5	41	226	63	128	1621	12.2

16.

#52 DEBBIE GROOVER » 1,580 CAREER POINTS
6'0" » CENTER » CANTON, GEORGIA

Year	GP	GS	Min	Avg	FG	FGA	Pct	3FG3FGA	Pct	FT	FTA	Pct	Off	Def	Tot	Avg	PF	FO	Ast	TO	Blk	Stl	Pts	Avg
77-78	31				105	235	.440			105	135	.777			173	5.6	72	1	58				315	10.1
78-79	39				181	351	.520			111	134	.820			338	8.7	103	3	60	107	14	95	473	12.1
79-80	38				176	336	.524			84	113	.743			268	7.1	94	2	114	85	17	78	436	11.5
80-81	31				150	328	.457			56	75	.747			178	5.7	78	3	65	50	6	33	356	11.5
TOTAL	139				612	1250	.490			356	457	.779			957	6.9	347	9	297	242	37	206	1580	11.4

17.

#23 NIKKI MCCRAY » 1,572 CAREER POINTS
5'11" » FORWARD » COLLIERVILLE, TENNESSEE

Year	GP	GS	Min	Avg	FG	FGA	Pct	3FG3FGA	Pct	FT	FTA	Pct	Off	Def	Tot	Avg	PF	FO	Ast	TO	Blk	Stl	Pts	Avg	
91-92	31	18	475	15.3	87	174	.500	2	10.200	39	53	.736	52	62	114	3.7	60	1	25	49	1	60	215	6.9	
92-93	32	21	750	23.4	133	286	.465	0	0.000	83	115	.722	76	69	145	4.5	73	0	61	65	3	86	349	10.9	
93-94	33	33	921	27.9	213	421	.506	0	1.000	111	158	.703	81	149	230	7.0	76	0	79	86	3	80	537	16.3	
94-95	31	29	916	29.5	193	392	.492	2	15.133	83	122	.680	78	104	182	5.9	66	0	82	68	2	63	471	15.2	
TOTAL	127	101	3062	24.1	626	1273	.492	4	26	.154	316	448	.705	287	384	671	5.3	275	1	247	268	9	289	1572	12.4

18.

#32 CINDY NOBLE » 1,561 POINTS AT UT *(overall total of 1,930/transfer from Ohio State)*
6'5" » CENTER » CLARKSBURG, OHIO

Year	GP	GS	Min	Avg	FG	FGA	Pct	3FG3FGA	Pct	FT	FTA	Pct	Off	Def	Tot	Avg	PF	FO	Ast	TO	Blk	Stl	Pts	Avg
77-78 (OSU)	30				163	336	.485			43	57	.754			236	7.8	87	5					369	12.3
78-79 (UT)	34				170	292	.587			94	124	.760			212	6.2	96	2	24	94	17	43	434	12.8
79-80 (UT)	38				266	392	.678			145	182	.796			288	7.6	118	5	34	114	26	62	677	17.8
80-81 (UT)	31	30			178	298	.597			94	128	.734			227	7.3	77	3	20	52	47	46	450	14.5
TOTAL	133				777	1318	.590			376	491	.766			963	7.2	378	15	78	260	90	151	1930	14.5

19.

#13 GWEN JACKSON » 1,508 CAREER POINTS
6'2" » FORWARD » EUFAULA, ALABAMA

Year	GP	GS	Min	Avg	FG	FGA	Pct	3FG3FGA	Pct	FT	FTA	Pct	Off	Def	Tot	Avg	PF	FO	Ast	TO	Blk	Stl	Pts	Avg	
99-00	37	3	601	16.2	71	155	.458	4	13.308	58	91	.637	70	95	165	4.5	50	0	20	62	17	27	204	5.5	
00-01	34	30	833	24.5	144	296	.486	16	34.471	93	118	.788	91	122	213	6.3	57	0	27	56	28	21	397	11.7	
01-02	28	23	634	22.6	105	223	.471	9	28.321	76	95	.800	75	99	174	6.2	47	1	27	48	11	28	295	10.5	
02-03	38	38	944	24.8	234	409	.572	26	65.400	118	156	.756	124	110	234	6.2	55	0	34	69	22	31	612	16.1	
TOTAL	137	94	3012	22.0	554	1083	.512	55	140	.393	345	460	.750	360	426	786	5.7	209	1	108	235	78	107	1508	11.0

20.

#00 MICHELLE SNOW » 1,497 CAREER POINTS
6'5" » CENTER » PENSACOLA, FLORIDA

Year	GP	GS	Min	Avg	FG	FGA	Pct	3FG3FGA	Pct	FT	FTA	Pct	Off	Def	Tot	Avg	PF	FO	Ast	TO	Blk	Stl	Pts	Avg
98-99	34	16	740	21.8	117	195	.600	0	0.000	56	108	.519	73	145	218	6.4	101	5	12	63	46	24	290	8.5
99-00	37	33	919	24.8	181	326	.555	0	1.000	73	116	.629	95	137	232	6.3	102	1	16	81	47	28	435	11.8
00-01	33	28	771	23.4	143	250	.572	0	0.000	79	130	.608	74	150	224	6.8	90	2	26	74	46	21	365	11.1
01-02	33	28	823	24.9	144	286	.503	0	0.000	119	158	.753	63	151	214	6.5	82	1	17	58	55	24	407	12.3
TOTAL	137	105	3253	23.7	585	1057	.553	0	1.000	327	512	.639	305	583	888	6.5	375	9	71	276	194	97	1497	10.9

21.

#32 DAEDRA CHARLES » 1,495 CAREER POINTS
6'3" » CENTER » DETROIT MICHIGAN

Year	GP	GS	Min	Avg	FG	FGA	Pct	3FG	3FGA	Pct	FT	FTA	Pct	Off	Def	Tot	Avg	PF	FO	Ast	TO	Blk	Stl	Pts	Avg
88-89	37	23	916	24.8	139	258	.539	0	0.000	85	151	.563	101	148	249	6.7	82	1	27	98	20	57	363	9.8	
89-90	33	33	972	29.5	212	385	.551	0	0.000	101	180	.561	145	142	287	8.7	86	1	29	73	36	50	525	15.9	
90-91	35	35	1058	30.2	243	434	.560	0	0.000	121	208	.582	138	184	322	9.2	103	6	37	88	39	72	607	17.3	
TOTAL	105	91	2946	28.1	594	1077	.552	0	0.000	307	539	.570	384	474	858	8.2	271	8	93	259	95	179	1495	14.2	

22.

#11 DENA HEAD » 1,483 CAREER POINTS
5'11" » GUARD » CANTON, MICHIGAN

Year	GP	GS	Min	Avg	FG	FGA	Pct	3FG	3FGA	Pct	FT	FTA	Pct	Off	Def	Tot	Avg	PF	FO	Ast	TO	Blk	Stl	Pts	Avg
88-89	37	16	830	22.4	86	196	.439	0	2.000	66	89	.742	30	82	112	3.0	61	0	112	119	8	42	238	6.4	
89-90	33	33	950	28.8	147	325	.452	1	1.000	81	112	.723	77	99	176	5.3	67	0	126	104	11	55	376	11.4	
90-91	35	32	1044	29.8	163	324	.503	25	51.490	107	150	.713	65	133	287	5.7	79	1	125	127	10	57	458	13.1	
91-92	30	30	819	27.3	148	304	.487	14	39.359	101	141	.716	86	68	154	5.1	77	2	76	85	7	60	411	13.7	
TOTAL	135	111	3643	27.0	544	1149	.473	40	93.430	355	492	.722	258	382	640	4.7	284	3	439	435	36	214	1483	11.0	

23.

#5 ANGIE BJORKLUND » 1,469 CAREER POINTS
6'0" » GUARD/FORWARD » SPOKANE VALLEY, WASHINGTON

Year	GP	GS	Min	Avg	FG	FGA	Pct	3FG	3FGA	Pct	FT	FTA	Pct	Off	Def	Tot	Avg	PF	FO	Ast	TO	Blk	Stl	Pts	Avg
07-08	38	30	905	23.8	115	298	.386	68	185	.368	20	23	.870	42	78	120	3.2	79	3	52	62	5	31	318	8.4
08-09	28	25	892	31.9	122	319	.382	62	152	.408	38	48	.792	38	45	83	3.0	73	1	74	64	9	30	344	12.3
09-10	35	34	1141	32.6	178	427	.417	102	239	.427	29	39	.744	20	76	96	2.7	58	0	100	62	6	33	487	13.9
10-11	31	24	843	27.2	114	262	.435	73	162	.451	19	25	.760	26	56	82	2.6	57	0	68	41	10	24	320	10.3
TOTAL	132	113	3801	28.8	529	1306	.405	305	738	.413	106	135	.785	126	255	381	2.9	267	4	294	229	30	118	1469	11.1

24.

#44 CINDY BROGDON » 1,458 POINTS AT UT (overall total of 3,204/transfer from Mercer)
5'10" » FORWARD » BUFORD, GEORGIA

Year	GP	GS	Min	Avg	FG	FGA	Pct	3FG	3FGA	Pct	FT	FTA	Pct	Off	Def	Tot	Avg	PF	FO	Ast	TO	Blk	Stl	Pts	Avg
75-76 (Mercer)	30				348	706	.490				206	247	.830			319	10.6	75	1					902	30.1
76-77 (Mercer)	28				335	690	.490				174	216	.810			286	10.2	75	3	116				844	30.1
77-78 (UT)	31				286	593	.482				102	118	.864			238	7.6	59	1	111				674	21.7
78-79 (UT)	39				344	693	.496				96	118	.813			185	4.7	87	1	150				784	20.1
TOTAL	128				1313	2682	.490				578	699	.827			1028	8.3	296	6	377				3204	25.0

25.

#30 SHELIA COLLINS » 1,423 CAREER POINTS
5'9" » GUARD » COLBERT, GEORGIA

Year	GP	GS	Min	Avg	FG	FGA	Pct	3FG	3FGA	Pct	FT	FTA	Pct	Off	Def	Tot	Avg	PF	FO	Ast	TO	Blk	Stl	Pts	Avg
81-82	29	21	809	27.9	155	362	.428	0	0.000	102	135	.756	82	86	168	5.8	94	3	68	100	30	72	412	14.2	
82-83	12	0	187	15.6	41	79	.519	0	0.000	21	31	.677	19	20	39	3.3	36	2	14	27	9	9	103	8.6	
83-84	33	26	837	25.4	142	352	.403	0	0.000	61	98	.622	57	74	131	4.0	98	3	113	90	16	84	345	10.5	
84-85	31	31	911	29.4	213	487	.437	0	0.000	137	175	.783	136	154	290	9.4	96	2	72	99	20	113	563	18.2	
TOTAL	105	78	2744	26.1	551	1280	.430	0	0.000	321	439	.731	294	334	628	6.0	324	10	267	316	75	278	1423	13.6	

26.

#14 ALEXIS HORNBUCKLE » 1,333 CAREER POINTS
5'11" » GUARD » CHARLESTON, WEST VIRGINIA

Year	GP	GS	Min	Avg	FG	FGA	Pct	3FG	3FGA	Pct	FT	FTA	Pct	Off	Def	Tot	Avg	PF	FO	Ast	TO	Blk	Stl	Pts	Avg
04-05	35	21	905	25.9	116	261	.444	9	27	.333	60	99	.606	71	119	190	5.4	90	3	110	80	21	64	301	8.6
05-06	29	24	802	27.7	102	244	.418	9	38	.237	73	98	.745	55	100	155	5.3	72	1	113	79	14	91	286	9.9
06-07	37	37	1138	30.8	150	341	.440	29	84	.345	49	67	.731	71	119	190	5.1	92	1	146	100	17	114	378	10.2
07-08	37	37	1160	31.4	141	318	.443	39	92	.424	47	70	.671	83	122	205	5.5	87	1	134	85	31	104	368	9.9
TOTAL	138	119	4005	29.0	509	1164	.437	86	241	.357	229	334	.686	280	460	740	5.4	341	6	503	344	83	373	1333	9.7

27.

#33 TONYA EDWARDS » 1,309 CAREER POINTS
5'10" » GUARD » FLINT, MICHIGAN

Year	GP	GS	Min	Avg	FG	FGA	Pct	3FG	3FGA	Pct	FT	FTA	Pct	Off	Def	Tot	Avg	PF	FO	Ast	TO	Blk	Stl	Pts	Avg
86-87	34	5	627	18.4	107	248	.431	0	0.000	89	114	.781	30	61	91	2.7	83	4	76	77	6	46	303	8.9	
87-88	34	11	825	24.3	158	345	.458	7	14	.500	115	153	.752	77	88	165	4.9	76	1	112	106	11	78	438	12.9
88-89	20	20	504	25.2	67	149	.450	1	9	.111	59	74	.797	14	45	59	3.0	43	1	67	68	3	46	194	9.7
89-90	33	33	894	27.1	126	300	.420	14	38	.368	108	142	.761	25	79	104	3.2	82	0	111	93	2	56	374	11.3
TOTAL	121	69	2850	23.6	458	1042	.440	22	61	.361	371	483	.768	146	273	414	3.5	284	6	366	344	22	226	1309	10.8

GENERAL

STAFF

PLAYERS

REVIEW

HISTORY

FACILITIES

NCAA

SEC

RECORDS

MEDIA INFO



28.

#5 LATINA DAVIS » 1,260 CAREER POINTS
5'6" » GUARD » WINCHESTER, TENNESSEE

Year	GP	GS	Min	Avg	FG	FGA	Pct	3FG	3FGA	Pct	FT	FTA	Pct	Off	Def	Tot	Avg	PF	FO	Ast	TO	Blk	Stl	Pts	Avg
92-93	32	0	525	16.4	54	149	.362	9	41	.220	74	100	.740	52	47	99	3.1	73	3	46	50	7	45	191	6.0
93-94	33	0	617	18.7	97	200	.485	10	31	.323	51	58	.879	48	67	115	3.5	92	5	59	53	5	50	255	7.7
94-95	36	34	972	27.0	131	295	.444	13	37	.351	101	126	.802	73	85	158	4.4	111	3	63	75	2	53	376	10.4
95-96	35	35	1025	29.3	172	345	.499	4	12	.333	90	127	.709	79	94	173	4.9	95	3	92	69	6	50	438	12.5
TOTAL	136	69	3139	23.1	454	989	.459	36	121	.298	316	411	.769	252	293	545	4.0	371	14	260	247	20	198	1260	9.3

29.

#52 ABBY CONKLIN » 1,226 CAREER POINTS
6'3" » FORWARD » CHARLESTOWN, INDIANA

Year	GP	GS	Min	Avg	FG	FGA	Pct	3FG	3FGA	Pct	FT	FTA	Pct	Off	Def	Tot	Avg	PF	FO	Ast	TO	Blk	Stl	Pts	Avg
93-94	33	0	371	11.2	61	123	.496	5	18	.278	31	40	.775	26	50	76	2.3	39	0	13	26	21	13	158	4.8
94-95	37	8	615	16.6	78	220	.355	32	113	.283	30	34	.882	38	70	108	2.9	50	0	25	45	19	16	218	5.9
95-96	35	30	951	27.2	160	353	.453	38	90	.422	47	66	.712	69	122	191	5.5	79	0	41	44	32	30	405	11.6
96-97	38	25	920	24.2	165	376	.439	49	128	.383	66	79	.835	53	129	182	4.8	90	2	32	52	30	32	445	11.7
TOTAL	143	63	2857	20.0	464	1072	.433	124	349	.355	174	219	.795	186	371	557	3.9	258	2	111	167	102	91	1226	8.6

30.

#12 BASHAARA GRAVES » 1,169 CAREER POINTS
6'2" » FORWARD » CLARKSVILLE, TENNESSEE

Year	GP	GS	Min	Avg	FG	FGA	Pct	3FG	3FGA	Pct	FT	FTA	Pct	Off	Def	Tot	Avg	PF	FO	Ast	TO	Blk	Stl	Pts	Avg
12-13	35	34	1046	29.9	165	316	.522	0	4	0.000	131	187	.701	120	161	281	8.0	64	1	42	66	13	49	461	13.2
13-14	35	30	875	25.0	122	228	.535	0	3	0.000	82	119	.689	111	127	238	6.8	68	1	42	53	8	14	326	9.3
14-15	36	34	1024	28.4	137	272	.504	0	1	0.000	108	146	.740	126	126	252	7.0	72	2	74	63	19	35	382	10.6
TOTAL	106	98	2945	27.8	424	816	.520	0	8	0.000	321	452	.710	357	414	771	7.3	204	4	158	182	40	98	1169	11.0

31.

#5 ARIEL MASSENAE » 1,161 CAREER POINTS
5'7" » GUARD » BOLINGBROOK, ILLINOIS

Year	GP	GS	Min	Avg	FG	FGA	Pct	3FG	3FGA	Pct	FT	FTA	Pct	Off	Def	Tot	Avg	PF	FO	Ast	TO	Blk	Stl	Pts	Avg
11-12	33	24	936	28.4	77	199	.387	25	75	.333	66	85	.776	13	64	77	2.3	61	1	162	76	2	45	245	7.4
12-13	35	30	1085	31.0	86	232	.371	34	97	.351	70	90	.778	3	88	91	2.6	60	0	158	92	1	35	276	7.9
13-14	19	19	581	30.6	70	182	.385	31	81	.383	67	80	.838	7	54	61	3.2	23	0	110	47	0	27	238	12.5
14-15	35	13	1058	30.2	127	337	.377	74	202	.366	74	86	.860	9	83	92	2.6	35	0	88	58	0	23	402	11.5
TOTAL	122	86	3660	30.0	360	950	.379	164	455	.360	277	341	.812	32	289	321	2.6	179	1	518	273	3	130	1161	9.5

32.

#21 LISA HARRISON » 1,135 CAREER POINTS
6'0" » FORWARD » LOUISVILLE, KENTUCKY

Year	GP	GS	Min	Avg	FG	FGA	Pct	3FG	3FGA	Pct	FT	FTA	Pct	Off	Def	Tot	Avg	PF	FO	Ast	TO	Blk	Stl	Pts	Avg
89-90	33	10	682	20.7	107	231	.463	0	2	0.000	41	65	.631	64	95	159	4.8	51	0	50	63	9	32	255	7.7
90-91	34	21	867	25.5	114	289	.394	0	1	0.000	31	61	.508	70	121	191	5.6	71	1	72	67	12	28	259	7.6
91-92	31	15	636	20.5	75	193	.389	0	2	0.000	24	33	.727	58	103	161	5.2	40	0	60	35	11	40	174	5.6
92-93	32	32	953	29.8	196	419	.468	1	4	.250	54	87	.621	111	189	300	9.4	54	0	82	52	9	65	447	14.0
TOTAL	130	78	3138	24.1	492	1132	.435	1	9	.111	150	246	.610	303	508	811	6.2	216	1	264	217	41	165	1135	8.7

33.

#44 LEA HENRY » 1,128 CAREER POINTS
5'4" » GUARD » DAMASCUS, GEORGIA

Year	GP	GS	Min	Avg	FG	FGA	Pct	3FG	3FGA	Pct	FT	FTA	Pct	Off	Def	Tot	Avg	PF	FO	Ast	TO	Blk	Stl	Pts	Avg
79-80	38				160	348	.460				8	17	.470			77	2.0	63	0	119	93	3	66	328	8.6
80-81	31	31	1131	36.5	184	321	.573	0	0	0.000	73	99	.737	105	141	246	7.9	107	5	9	72	8	48	441	14.2
81-82	32	25	1005	31.4	106	254	.417				22	39	.564			38	1.2	54	1	158	78	1	40	234	7.3
82-83	33	33	978	29.6	107	229	.467				34	47	.723			63	1.9	76	3	145	77	4	70	248	7.5
TOTAL	134				518	1113	.465				92	146	.630			245	1.8	255	4	587	317	12	226	1128	8.4

34.

#55 PAULA TOWNS » 1,104 CAREER POINTS
6'1" » CENTER » FORT VALLEY, GEORGIA

Year	GP	GS	Min	Avg	FG	FGA	Pct	3FG	3FGA	Pct	FT	FTA	Pct	Off	Def	Tot	Avg	PF	FO	Ast	TO	Blk	Stl	Pts	Avg
80-81	24	0	153	6.4	11	32	.344	0	0	0.000	18	29	.621	28	31	59	2.5	14	1	3	15	1	6	40	1.7
81-82	31	30	951	30.7	184	321	.573	0	0	0.000	73	99	.737	105	141	246	7.9	107	5	9	72	8	48	441	14.2
82-83	28	25	710	25.4	134	256	.523	0	0	0.000	44	67	.657	96	109	205	7.3	88	4	4	43	13	32	312	11.1
83-84	33	30	816	24.7	133	262	.508	0	0	0.000	45	63	.714	115	127	242	7.3	92	2	6	62	12	26	311	9.4
TOTAL	116	85	2630	22.7	462	871	.530	0	0	0.000	180	258	.698	344	408	752	6.5	301	12	22	192	34	112	1104	9.5

35.

#55 NICKY ANOSIKE » 1,099 CAREER POINTS
6'4" » FORWARD/CENTER » STATEN ISLAND, NEW YORK

Year	GP	GS	Min	Avg	FG	FGA	Pct	3FG	3FGA	Pct	FT	FTA	Pct	Off	Def	Tot	Avg	PF	FO	Ast	TO	Blk	Stl	Pts	Avg
04-05	35	25	709	20.3	57	155	.368	0	0.000	119	181	.657	104	110	214	6.1	104	5	50	60	33	48	233	6.7	
05-06	36	34	844	23.4	78	153	.510	0	0.000	99	139	.712	96	98	194	5.4	104	3	55	63	47	51	255	7.1	
06-07	37	36	1001	27.1	100	234	.427	0	0.000	78	130	.600	113	116	229	6.2	104	6	60	72	41	49	278	7.5	
07-08	38	38	954	25.1	124	272	.456	0	0.000	85	136	.625	124	153	277	7.3	99	5	81	70	40	65	333	8.8	
TOTAL	146	133	3508	24.0	359	814	.441	0	0.000	381	586	.650	437	477	914	6.3	411	19	246	265	161	213	1099	7.5	

36.

#10 TIFFANY WOOSLEY » 1,096 CAREER POINTS
5'6" » GUARD » SHELBYVILLE, TENNESSEE

Year	GP	GS	Min	Avg	FG	FGA	Pct	3FG	3FGA	Pct	FT	FTA	Pct	Off	Def	Tot	Avg	PF	FO	Ast	TO	Blk	Stl	Pts	Avg
91-92	31	4	621	20.0	87	205	.424	28	69	.406	73	92	.793	17	48	65	2.1	39	0	57	61	2	24	275	8.9
92-93	32	32	1008	31.5	118	319	.370	46	137	.336	86	104	.827	16	62	78	2.4	61	0	93	81	1	51	368	11.5
93-94	33	29	967	29.3	119	263	.452	46	101	.455	110	125	.880	12	53	65	2.0	52	0	106	87	2	34	394	11.9
94-95	8	5	234	29.3	16	52	.308	12	31	.387	15	27	.556	6	15	21	2.6	11	0	8	16	1	12	59	7.4
TOTAL	104	70	2830	27.2	340	839	.405	132	338	.391	284	348	.816	51	178	229	2.2	163	0	264	245	6	121	1096	10.5

37.

#1 SIDNEY SPENCER » 1,088 CAREER POINTS
6'3" » FORWARD » HOOVER, ALABAMA

Year	GP	GS	Min	Avg	FG	FGA	Pct	3FG	3FGA	Pct	FT	FTA	Pct	Off	Def	Tot	Avg	PF	FO	Ast	TO	Blk	Stl	Pts	Avg
03-04	35	0	589	16.8	68	156	.436	11	38	.289	44	56	.786	49	73	122	3.5	85	1	33	40	8	14	191	5.5
04-05	25	13	469	18.8	47	120	.392	7	20	.350	28	35	.800	43	56	99	4.0	46	2	18	28	16	15	129	5.2
05-06	36	23	915	25.4	124	271	.458	53	122	.434	37	40	.925	52	72	124	3.4	75	2	46	46	10	28	338	9.4
06-07	37	37	1060	28.6	157	373	.421	62	156	.397	54	60	.900	79	77	156	4.2	81	1	39	58	10	40	430	11.6
TOTAL	133	73	3033	22.8	396	920	.430	133	336	.396	163	191	.853	223	278	501	3.8	287	6	136	172	44	97	1088	8.2

38.

#20 PEGGY EVANS » 1,076 CAREER POINTS
6'0" » CENTER » DETROIT, MICHIGAN

Year	GP	GS	Min	Avg	FG	FGA	Pct	3FG	3FGA	Pct	FT	FTA	Pct	Off	Def	Tot	Avg	PF	FO	Ast	TO	Blk	Stl	Pts	Avg
90-91	35	7	696	19.9	117	218	.537	4	0	0.000	64	86	.744	97	100	197	5.6	91	5	12	61	8	24	298	8.5
91-92	31	30	808	26.1	186	350	.531	0	0.000	86	150	.573	97	104	201	6.5	80	4	33	58	13	60	458	14.8	
92-93	28	24	694	24.8	137	296	.463	0	1.000	46	72	.639	94	80	174	6.2	72	2	30	57	9	30	320	11.4	
TOTAL	94	61	2198	23.4	440	864	.509	0	1.000	196	308	.636	288	284	572	6.1	243	11	75	176	30	114	1076	11.4	

39.

#11 CIERRA BURDICK » 1,072 CAREER POINTS
6'2" » FORWARD » CHARLOTTE, NORTH CAROLINA

Year	GP	GS	Min	Avg	FG	FGA	Pct	3FG	3FGA	Pct	FT	FTA	Pct	Off	Def	Tot	Avg	PF	FO	Ast	TO	Blk	Stl	Pts	Avg
11-12	36	3	485	13.5	63	136	.463	4	12	.333	35	46	.761	33	68	101	2.8	45	0	34	40	21	10	165	4.6
12-13	27	16	657	24.3	86	190	.453	6	17	.353	49	64	.766	68	111	179	6.6	71	1	41	53	21	23	227	8.4
13-14	35	25	971	27.7	117	298	.393	9	25	.360	63	83	.759	82	174	256	7.3	81	3	70	68	14	22	306	8.7
14-15	34	29	990	29.1	138	316	.437	13	35	.371	85	103	.825	85	173	258	7.6	78	1	91	95	17	38	374	11.0
TOTAL	132	73	3103	23.5	404	940	.430	32	89	.360	232	296	.784	268	526	794	6.0	275	5	236	256	73	93	1072	8.1

40.

#20 ISABELLE HARRISON » 1,071 CAREER POINTS
6'3" » CENTER » NASHVILLE, TENNESSEE

Year	GP	GS	Min	Avg	FG	FGA	Pct	3FG	3FGA	Pct	FT	FTA	Pct	Off	Def	Tot	Avg	PF	FO	Ast	TO	Blk	Stl	Pts	Avg
11-12	31	0	259	8.4	33	90	.367	0	1.000	36	58	.621	38	45	83	2.7	40	1	3	23	17	7	102	3.3	
12-13	25	17	519	20.8	97	200	.485	0	0.000	44	63	.698	60	128	188	7.5	52	0	23	68	52	26	238	9.5	
13-14	35	34	806	23.0	183	317	.577	0	0.000	109	163	.669	109	217	326	9.3	94	2	35	96	36	33	475	13.6	
14-15	21	17	473	22.5	99	210	.471	0	0.000	58	90	.644	58	123	181	8.6	47	1	15	54	26	13	256	12.2	
TOTAL	112	68	2057	18.4	412	817	.504	0	1.000	247	374	.660	265	513	778	6.9	233	4	76	241	131	79	1071	9.6	

41.

#13 TABER SPANI » 1,053 CAREER POINTS
6'1" » GUARD/FORWARD » LEE'S SUMMIT, MISSOURI

Year	GP	GS	Min	Avg	FG	FGA	Pct	3FG	3FGA	Pct	FT	FTA	Pct	Off	Def	Tot	Avg	PF	FO	Ast	TO	Blk	Stl	Pts	Avg
09-10	33	16	635	19.2	69	167	.413	26	71	.366	28	37	.757	41	49	90	2.7	40	0	43	41	8	11	192	5.8
10-11	37	26	842	22.8	108	250	.432	35	95	.368	44	55	.800	51	102	153	4.1	44	0	51	51	8	17	295	8.0
11-12	27	15	562	20.8	61	164	.372	34	85	.400	23	30	.767	25	44	69	2.6	21	0	34	39	6	11	179	6.6
12-13	35	26	971	27.7	137	307	.446	48	130	.369	65	76	.855	49	108	157	4.5	47	0	41	46	12	20	387	11.1
TOTAL	132	83	3010	22.8	375	888	.422	143	381	.375	160	198	.808	166	303	469	3.6	152	0	169	177	34	59	1053	8.0

42.

#3 MICHELLE MARCINIAK » 1,004 POINTS AT UT *(overall total of 1,385/transfer from Notre Dame)*
5'9" » GUARD » MACUNGIE, PENNSYLVANIA

Year	GP	GS	Min	Avg	FG	FGA	Pct	3FG	3FGA	Pct	FT	FTA	Pct	Off	Def	Tot	Avg	PF	FO	Ast	TO	Blk	Stl	Pts	Avg
92-93 (ND)	31	16	814	26.3	142	357	.398	12	60	.200	85	110	.773	40	66	106	3.4	86	2	85	134	10	63	381	12.3
93-94 (UT)	32	4	567	17.7	66	163	.405	22	67	.328	44	64	.688	18	41	59	1.8	57	0	93	73	5	50	198	6.2
94-95 (UT)	36	36	1050	29.2	131	295	.444	31	102	.304	97	133	.729	24	74	98	2.7	77	2	204	132	4	83	390	10.8
95-96 (UT)	36	36	1123	31.2	151	344	.439	13	64	.203	101	127	.795	23	85	108	3.0	70	2	152	101	11	101	416	11.6
TOTAL	135	92	3554	26.3	490	1159	.423	78	293	.266	327	434	.753	105	266	371	2.7	290	6	534	440	30	297	1385	10.3

SPECIAL CONSIDERATION

Senior transfer All-Americans and Olympians Patricia Roberts and Jill Rankin played for the Lady Vols during their senior year only. Though they didn't become 1,000-point scorers at UT, their career marks are some of the nation's all-time bests.

#44 PATRICIA ROBERTS » 2,447 CAREER POINTS
6'1" » CENTER » MONROE, GEORGIA » 987 POINTS AT UT/2,457 CAREER

Year	GP	GS	Min	Avg	FG	FGA	Pct	3FG	3FGA	Pct	FT	FTA	Pct	Off	Def	Tot	Avg	PF	FO	Ast	TO	Blk	Stl	Pts	Avg	
73-74 (Emporia State)	22																								373	17.0
74-75 (Emporia State)	21				192	309	.621				55	84	.655				259	12.3							439	20.9
75-76 (Emporia State)	24				305	474	.643				48	89	.652				305	12.7							658	27.4
76-77 (UT)	33				428	662	.646				131	175	.748				467	14.2	97	4	54				987	29.9
TOTAL		100			925	1445	.640				234	348	.672				1031	13.1							2447	24.5

#13 JILL RANKIN » 2,851 CAREER POINTS
6'3" » CENTER » PHILLIPS, TEXAS » 730 POINTS AT UT/2,851 CAREER

Year	GP	GS	Min	Avg	FG	FGA	Pct	3FG	3FGA	Pct	FT	FTA	Pct	Off	Def	Tot	Avg	PF	FO	Ast	TO	Blk	Stl	Pts	Avg	
76-77 (Wayland Baptist)	36				218	368	.592				91	131	.695				257	7.0							527	14.6
77-78 (Wayland Baptist)	38				259	426	.607				76	121	.628				262	6.9							594	15.6
78-79 (Wayland Baptist)	34				410	698	.587				180	234	.769				305	9.0							1000	29.4
79-80 (UT)	38				296	536	.552				138	172	.802				277	7.3	112	2					730	19.2
TOTAL		146			1183	2028	.583				485	658	.737				1101	7.5							2851	19.5

GREAT LADY VOL REBOUNDERS

GENERAL

STAFF

PLAYERS

REVIEW

HISTORY

FACILITIES

NCAA

SEC

RECORDS

MEDIA INFO

■ 1,000 CAREER REBOUNDS

1. CHAMIQUE HOLDSCLAW

1,295 CAREER REBOUNDS
(1995-99) » 6-2 » F

YEAR	RBS-AVG
95-96	326-9.1
96-97	367-9.4
97-98	328-8.4
98-99	274-8.1
TOTAL	1295-8.8

2. GLORY JOHNSON

1,218 CAREER REBOUNDS
(2008-12) » 6-3 » F

YEAR	RBS-AVG
08-09	236-7.2
09-10	268-7.7
10-11	359-9.7
11-12	355-9.9
TOTAL	1218-8.6

3. SHEILA FROST

1,043 CAREER REBOUNDS
(1985-89) » 6-4 » C

YEAR	RBS-AVG
85-86	309-9.4
86-87	216-6.4
87-88	269-7.9
88-89	249-6.7
TOTAL	1043-7.6

4. TAMIKA CATCHINGS

1,004 CAREER REBOUNDS
(1997-01) » 6-1 » F

YEAR	RBS-AVG
97-98	313-8.0
99-99	249-7.3
99-00	292-7.9
00-01	150-8.8
TOTAL	1004-7.9

■ 900 CAREER REBOUNDS

5. MARY OSTROWSKI

994 CAREER REBOUNDS
(1980-84) » 6-2 » F/C

YEAR	RBS-AVG
80-81	203-7.0
81-82	273-8.5
82-83	250-7.6
83-84	268-8.6
TOTAL	994-8.0

6. CANDACE PARKER

972 CAREER REBOUNDS
(2005-08) » 6-4 » G/F/C

YEAR	RBS-AVG
05-06	298-8.3
06-07	352-9.8
07-08	322-8.5
TOTAL	972-8.8

7. DEBBIE GROOVER

957 REBOUNDS
(1977-81) » 6-0 » C

YEAR	RBS-AVG
77-78	173-5.6
78-79	338-8.7
79-80	268-7.1
80-81	178-5.7
TOTAL	957-6.9

8. SHYRA ELY

940 REBOUNDS
(2001-05) » 6-2 » F

YEAR	RBS-AVG
01-02	177-5.4
02-03	238-6.6
03-04	279-8.0
04-05	246-7.0
TOTAL	940-6.8

9. BRIDGETTE GORDON

915 REBOUNDS
(1985-89) » 6-0 » F

YEAR	RBS-AVG
85-86	208-6.1
86-87	232-6.8
87-88	224-6.8
88-89	251-7.0
TOTAL	915-6.7

10. NICKY ANOSIKE

914 REBOUNDS
(2004-08) » 6-4 » F/C

YEAR	RBS-AVG
04-05	214-6.1
05-06	194-5.4
06-07	229-6.2
07-08	277-7.3
TOTAL	914-6.3

11. SHEKINNA STRICKLEN

905 REBOUNDS
(2008-12) » 6-2 » G/F

YEAR	RBS-AVG
08-09	190-5.9
09-10	213-6.1
10-11	270-7.3
11-12	232-6.6
TOTAL	905-6.5

■ 800 CAREER REBOUNDS

12. MICHELLE SNOW

888 REBOUNDS
(1998-02) » 6-5 » C

YEAR	RBS-AVG
98-99	218-6.4
99-00	232-6.3
00-01	224-6.8
01-02	214-6.5
TOTAL	888-6.5

13. DANA JOHNSON

884 REBOUNDS
(1991-95) » 6-2 » C

YEAR	RBS-AVG
91-92	172-5.5
92-93	182-5.7
93-94	241-7.3
94-95	289-7.8
TOTAL	884-6.6

14. DAEDRA CHARLES

858 REBOUNDS
(1988-91) » 6-3 » C

YEAR	RBS-AVG
88-89	249-6.7
89-90	287-8.7
90-91	322-9.2
TOTAL	858-8.2

15. PASHEN THOMPSON

816 REBOUNDS
(1993-97) » 6-1 » C

YEAR	RBS-AVG
93-94	185-5.6
94-95	131-5.5
95-96	253-7.2
97-98	247-6.5
TOTAL	816-6.3

16. LISA HARRISON

811 REBOUNDS
(1989-93) » 6-0 » F

YEAR	RBS-AVG
89-90	159-4.8
90-91	191-5.6
91-92	161-5.2
92-93	300-9.4
TOTAL	811-6.2



TENNESSEE INDIVIDUAL & TEAM RECORDS

INDIVIDUAL RECORDS

SINGLE GAME

Points	51, Patricia Roberts vs. Kentucky (11/13/76)
Field Goals	24, Patricia Roberts vs. Kentucky (11/13/76)
Field Goal Attempts	31, Patricia Roberts vs. Kentucky (11/13/76)
Field Goal Percentage	1.000 (14-14) Gwen Jackson vs. Puerto Rico-Mayaguez (11/29/02)
3-Point Field Goals	8, Ariel Massengale vs. Vanderbilt (3/1/15) 8, Meighan Simmons vs. Lamar (12/1/10) & vs. Virginia (11/28/13)
3-Point Field Goal Attempts	17, Meighan Simmons vs. Virginia (11/28/13)
3-Point Field Goal Percentage	1.000 (6-6), Tasha Butts vs. Vanderbilt (2/15/04) Kara Lawson vs. Vanderbilt (2/27/03)
Free Throws	17, Candace Parker vs. Middle Tennessee (12/13/07) Bridgette Gordon vs. Long Beach State (3/25/89)
Free Throw Attempts	21, Candace Parker vs. Middle Tennessee (12/13/07)
Free Throw Percentage	1.000 (13-13), Gail Dobson vs. Union (3/1/75)
Rebounds	24, Patricia Roberts vs. Anderson (2/19/77)
Assists	18, Dawn Marsh vs. Georgia (3/6/88)
Blocks	12, Kelley Cain vs. LSU (2/22/10)
Steals	11, Michelle Marciniak vs. Kentucky (1/14/96)
Dunks	2, Candace Parker vs. Army (3/19/06)
Triple-Doubles	1, Shekinna Stricklen vs. Oklahoma (1/3/10; 17 pts, 13 rebs, 12 asts) Shelia Collins at Florida State (2/8/85; 18 pts, 10 rebs, 10 stis)

SEASON

Points	987, Patricia Roberts (1976-77)
Scoring Average	29.9, Patricia Roberts (1976-77)
Field Goals	428, Patricia Roberts (1976-77)
Field Goal Attempts	693, Cindy Brogdon (1978-79)
Field Goal Percentage	67.9, Cindy Noble (1979-80)
3-Point Field Goals	103, Shanna Zolman (2005-06)
3-Point Field Goal Attempts	239, Angie Bjorklund (2009-10)
3-Point Field Goal Percentage	.490 (25-51), Dena Head (1990-91)
Free Throws	201, Candace Parker (2007-08)
Free Throw Attempts	288, Candace Parker (2007-08)
Free Throw Percentage	.957 (88-92), Shanna Zolman (2003-04)
Consecutive Free Throws	45, Shanna Zolman (1/29/04-12/12/04) 45, Tiffany Woosley (12/21/92-2/6/93)
Rebounds	467, Patricia Roberts (1976-77)
Rebound Average	14.2, Patricia Roberts (1976-77)
Assists	243, Dawn Marsh (1987-88)
Assist Average	7.1, Dawn Marsh (1987-88)
Blocks	113, Kelley Cain (2009-10)
Steals	141, Holly Warlick (1978-79)
Dunks	4, Candace Parker (2006-07)
Double-Doubles	21, Candace Parker (2006-07)
Triple-Doubles	1, Shekinna Stricklen (2009-10) Shelia Collins (1984-85)

CAREER

Points	3,025, Chamique Holdsclaw (1995-99)
Scoring Average	29.9, Patricia Roberts (1976-77)
Field Goals	1,233, Chamique Holdsclaw (1995-99)
Field Goal Attempts	2,419, Chamique Holdsclaw (1995-99)
Field Goal Percentage	.647, Patricia Roberts (1976-77)
3-Point Field Goals	305, Angie Bjorklund (2007-11)
3-Point Field Goal Attempts	740, Meighan Simmons (2010-14)
3-Point Field Goal Percentage	.425, Shanna Zolman (2002-06)
Free Throws	526, Candace Parker (2005-08)
Free Throw Attempts	796, Glory Johnson (2008-12)
Free Throw Percentage	.916, Shanna Zolman (2002-06)
Rebounds	1,295, Chamique Holdsclaw (1995-99)
Assists	755, Dawn Marsh (1984-88)
Blocks	275, Candace Parker (2005-08)
Steals	373, Alexis Hornbuckle (2004-08)
Dunks	7, Candace Parker (2005-08)
Double-Doubles	57, Chamique Holdsclaw (1995-99)
Triple-Doubles	1, Shekinna Stricklen (2009-10) Shelia Collins (1984-85)

TEAM RECORDS

SINGLE GAME

Points	136 vs. Puerto Rico-Mayaguez (11/29/02)
Field Goals	58 vs. Hawaii Pacific (12/20/85)
Field Goal Attempts	98 vs. Youngstown State (2/9/93)
Field Goal Percentage	.721 vs. Old Dominion (1/4/89)
3-Point Field Goals	16 vs. Kentucky (3/6/11)
3-Point Field Goal Attempts	36 vs. Lamar (12/1/10)
3-Point Field Goal Percentage	.875 (7-8) vs. Notre Dame (1/7/94)
Free Throws	40 vs. Florida (2/3/05)

Free Throw Attempts	53 vs. Long Beach State (12/3/88)
Free Throw Percentage	1.000 (18-18) vs. Alabama (2/19/15)
Rebounds	76 vs. Tennessee State (2/27/88)
Offensive Rebounds	44 vs. Youngstown State (2/9/93)
Defensive Rebounds	46 vs. Stetson (3/19/11) 46 vs. Tennessee State (2/17/86)
Assists	41 vs. Hawaii Pacific (12/20/85)
Blocks	15 vs. Kentucky (2/25/10)
Steals	38 vs. Hawaii Pacific (12/20/85)
Fouls	33 vs. Middle Tennessee (11/8/13)
Turnovers	32 vs. Texas (12/11/84)
Fewest Points	44 vs. Notre Dame (1/23/12)
Fewest Field Goals	13 vs. Rutgers (3/29/05)
Fewest Field Goal Attempts	40 vs. Georgia (2/27/82)
Fewest Free Throws	0 vs. Maryland (3/30/15)
Fewest Free Throw Attempts	1 vs. Maryland (3/30/15)

SEASON

Points	3,464 in 1997-98
Scoring Average	88.9 in 1987-88
Field Goals	1,292 in 1978-79
Field Goal Percentage	.517 in 1982-83
3-Point Field Goals	242 in 2010-11
3-Point Field Goal Percentage	.401 in 1990-91
Free Throws	782 in 1997-98
Free Throw Percentage	.759 in 2012-13
Rebounds	1,811 in 1978-79
Rebound Average	46.9 in 1992-93
Assists	715 in 1979-80
Steals	567 in 1997-98
Blocks	238 in 1997-98
Personal Fouls	745 in 1986-87
Turnovers	709 in 1996-97
Wins/Consecutive Wins	39 (1997-98)/46(1997-98)
Losses/Consecutive Losses	11 (1975-76), (2008-09)/3 (1985-86)
Lowest Scoring Avg. Allowed	55.5 in 2006-07

Note — All records are since the 1974-75 season

SEASON HIGHS & LOWS

MOST WINS	39 (39-0), 1997-98
FEWEST	16 (16-8) 1974-75, (16-11), 1975-76
MOST POINTS	3,464, 1997-98
FEWEST	2,233, 1984-85
BEST WON-LOST PERCENTAGE	1.000 % (39-0), 1997-98
WORST	.592 (16-11), 1974-75
MOST CONSECUTIVE WINS	39, 1997-98
MOST POINTS ALLOWED	2,566, 1996-97
FEWEST	1,994, 1980-81
HIGH SCORING AVERAGE	88.9, 1987-88
LOWEST	69.3, 1983-84
BEST DEFENSIVE AVERAGE	55.5, 2006-07
WORST	68.2, 1981-82
MOST GAMES PLAYED	39, 1978-79, 1996-97, 1997-98
FEWEST	24, 1974-75
MOST FG MADE	1,292, 1978-79
FEWEST	837, 2008-09
MOST FG ATTEMPTED	2,679, 1997-98
FEWEST	1,859, 1980-81
BEST FG PERCENTAGE	51.7, 1982-83
LOWEST	41.3, 2008-09
MOST 3FG MADE	242, 2010-11
FEWEST	6, 1988-89
MOST 3FG ATTEMPTED	647, 2007-08
FEWEST	26, 1988-89
BEST 3FG PERCENTAGE	.401, 1990-91
LOWEST	.231, 1988-89
MOST FT MADE	782, 1997-98
FEWEST	368, 1976-77
MOST FT ATTEMPTED	1,110, 1997-98
FEWEST	556, 1976-77
BEST FT PERCENTAGE	.759, 2012-13
LOWEST	.627, 1985-86
MOST REBOUNDS	1,811, 1978-79
FEWEST	1,233, 1977-78
BEST REBOUND AVERAGE	46.9, 1992-93
LOWEST	38.4, 2006-07
MOST ASSISTS	715, 1979-80
FEWEST	413, 1992-93
MOST BLOCKS	228, 1997-98
FEWEST	73, 1978-79
MOST STEALS	567, 1978-79, 1997-98
FEWEST	239, 2009-10

SCORING RECORDS

TEAM RECORDS

MOST POINTS SCORED

Game:	136	at Puerto Rico-Mayaguez	11/29/02
Season:	3,464	1997-98	39 games

HIGHEST SCORING AVERAGE

Season:	88.9	1987-88	3,021 in 34 games
----------------	------	---------	-------------------

INDIVIDUAL RECORDS

MOST POINTS SCORED

Game:	51	Patricia Roberts	vs. Kentucky	11/13/76
Season:	987	Patricia Roberts	1976-77	33 games
Career:	3,025	Chamique Holdsclaw	1995-99	148 games

HIGHEST SCORING AVERAGE

Season:	29.9	Patricia Roberts	1976-77	987/33 games
Career:	29.9	Patricia Roberts	1976-77	987/33 games

CAREER LEADERS

POINTS SCORED

Pts.	Player	Seasons
1. 3,025	Chamique Holdsclaw	1995-99
2. 2,462	Bridgette Gordon	1985-89
3. 2,137	Candace Parker	2005-08
4. 2,113	Tamika Catchings	1997-01
5. 2,064	Meighan Simmons	2010-14
6. 1,950	Kara Lawson	1999-03
7. 1,915	Semeka Randall	1997-01
8. 1,882	Shekinna Stricklen	2008-12
9. 1,790	Sheila Frost	1985-89
10. 1,771	Tanya Haave	1980-84

POINTS PER GAME

PPG	Player	Seasons
1. 29.9	Patricia Roberts	1976-77
2. 20.8	Cindy Brogdon	1977-79
3. 20.4	Chamique Holdsclaw	1995-99
4. 19.4	Candace Parker	2005-08
5. 19.2	Jill Rankin	1979-80
6. 18.0	Bridgette Gordon	1985-89
7. 16.6	Tamika Catchings	1997-01
8. 15.2	Cindy Noble	1978-81
9. 14.4	Meighan Simmons	2010-14
10. 14.2	Daedra Charles	1988-91

SEASON LEADERS

POINTS SCORED

Pts.	Player	Season
1. 987	Patricia Roberts	1976-77
2. 915	Chamique Holdsclaw	1997-98
3. 809	Candace Parker	2007-08
4. 803	Chamique Holdsclaw	1996-97
5. 784	Cindy Brogdon	1978-79
6. 735	Bridgette Gordon	1988-89
7. 730	Jill Rankin	1979-80
8. 724	Chamique Holdsclaw	1998-99
9. 711	Tamika Catchings	1997-98
10. 706	Candace Parker	2006-07

BY CLASS

Freshman:	711	Tamika Catchings	1997-98
Sophomore:	803	Chamique Holdsclaw	1996-97
Junior:	915	Chamique Holdsclaw	1997-98
Senior:	987	Patricia Roberts	1976-77

POINTS PER GAME

PPG	Player	Season	
1. 29.9	Patricia Roberts	1976-77	
2. 23.5	Chamique Holdsclaw	1997-98	
3. 21.7	Cindy Brogdon	1977-78	
4. 21.3	Candace Parker	2007-08	
	21.3	Chamique Holdsclaw	1998-99
6. 20.8	Bridgette Gordon	1987-88	
7. 20.6	Chamique Holdsclaw	1996-97	
8. 20.4	Bridgette Gordon	1988-89	
9. 20.1	Cindy Brogdon	1978-79	
10. 19.6	Candace Parker	2006-07	

SINGLE GAME LEADERS

Pts.	Player	Date	Opponent	
1. 51	Patricia Roberts	11/13/76	Kentucky	
2. 43	Tanya Haave	12/11/82	at Stephen F. Austin	
	43	Patricia Roberts	1/24/77	East Tennessee State
4. 40	Shelia Collins	3/3/85	at Mississippi	
	40	Patricia Roberts	3/26/77	Immaculata
6. 39	Chamique Holdsclaw	3/15/99	Boston College	
	39	Chamique Holdsclaw	2/14/98	Auburn
	39	Gail Dobson	3/1/75	Union (Tenn.)
9. 38	Tamika Catchings	2/26/99	Florida	
	38	Patricia Roberts	1/6/77	Marshall

YEAR-BY-YEAR LEADERS

Year	Leader	G	Pts.-Avg.
1975-76	Sue Thomas	14	250-17.8
1976-77	Patricia Roberts	33	987-29.9
1977-78	Cindy Brogdon	31	674-21.7
1978-79	Cindy Brogdon	39	784-20.1
1979-80	Jill Rankin	38	730-19.2
1980-81	Cindy Noble	31	450-14.5
1981-82	Mary Ostrowski	32	458-14.3
1982-83	Tanya Haave	33	614-18.6
1983-84	Mary Ostrowski	31	493-15.9
1984-85	Shelia Collins	31	563-18.2
1985-86	Bridgette Gordon	34	481-14.1
1986-87	Bridgette Gordon	34	559-16.4
1987-88	Bridgette Gordon	33	687-20.8
1988-89	Bridgette Gordon	36	735-20.4
1989-90	Daedra Charles	33	525-15.9
1990-91	Daedra Charles	35	607-17.3
1991-92	Peggy Evans	31	458-14.8
1992-93	Lisa Harrison	32	447-14.0
1993-94	Nikki McCray	33	537-16.3
1994-95	Dana Johnson	37	577-15.6
1995-96	Chamique Holdsclaw	36	583-16.2
1996-97	Chamique Holdsclaw	39	803-20.6
1997-98	Chamique Holdsclaw	39	915-23.5
1998-99	Chamique Holdsclaw	34	724-21.3
1999-00	Tamika Catchings	37	580-15.7
2000-01	Tamika Catchings	17	259-15.2
2001-02	Kara Lawson	34	512-15.1
2002-03	Gwen Jackson	38	612-16.1
2003-04	Shyra Ely	35	508-14.5
2004-05	Shyra Ely	35	503-14.4
2005-06	Candace Parker	36	622-17.3
2006-07	Candace Parker	36	706-19.6
2007-08	Candace Parker	38	809-21.3
2008-09	Shekinna Stricklen	32	424-13.3
2009-10	Angie Bjorklund	35	487-13.9
2010-11	Meighan Simmons	37	500-13.5
2011-12	Shekinna Stricklen	35	539-15.4
2012-13	Meighan Simmons	35	589-16.8
2013-14	Meighan Simmons	35	577-16.5
2014-15	Isabelle Harrison	21	256-12.2

GENERAL

STAFF

PLAYERS

REVIEW

HISTORY

FACILITIES

NCAA

SEC

RECORDS

MEDIA INFO



FIELD GOAL RECORDS

TEAM RECORDS

MOST FIELD GOALS MADE

Game:	58	at Hawaii Pacific	12/20/85
Season:	1,292	1978-79	39 games

HIGHEST FIELD GOAL PERCENTAGE

Season:	.517	1982-83	1,051-2,034
----------------	------	---------	-------------

INDIVIDUAL RECORDS

MOST FIELD GOALS MADE

Game:	24	Patricia Roberts	vs. Kentucky	11/13/76
Season:	428	Patricia Roberts	1976-77	33 games
Career:	1,233	Chamique Holdsclaw	1995-99	148 games

HIGHEST FIELD GOALS PERCENTAGE

Season:	.679	Cindy Noble	1979-80	266-392
Career:	.647	Patricia Roberts	1976-77	428-662

CAREER LEADERS

FIELD GOALS MADE

FGM	Player	Seasons
1. 1,233	Chamique Holdsclaw	1995-99
2. 1,017	Bridgette Gordon	1985-89
3. 797	Candace Parker	2005-08
4. 760	Tamika Catchings	1997-01
5. 754	Sheila Frost	1985-89
6. 746	Meighan Simmons	2010-14
	Tanya Haave	1980-84
8. 731	Semeka Randall	1997-01
9. 692	Shekinna Stricklen	2008-12
10. 687	Mary Ostrowski	1980-84

FIELD GOAL PERCENTAGE

FG%	Player	Seasons
1. .647	Patricia Roberts (428-662)	1976-77
2. .625	Cindy Noble (614-982)	1978-81
3. .606	Kelley Cain (343-566)	2008-11
4. .596 Mercedes Russell (93-156)	2013-	
5. .591	Sheila Frost (754-1,276)	1985-89
6. .561	Jerilynn Harper (152-271)	1978-79
7. .553	Michelle Snow (585-1,057)	1998-02
8. .552	Jill Rankin (296-536)	1979-80
9. .552	Daedra Charles (594-1,077)	1988-91
10. .549	Dana Johnson (622-1,132)	1991-95
11. .540	Mary Ostrowski (687-1,272)	1980-84

SINGLE SEASON LEADERS

FIELD GOALS MADE

FGM	Player	Season
1. 428	Patricia Roberts	1976-77
2. 370	Chamique Holdsclaw	1997-98
3. 344	Cindy Brogdon	1978-79
4. 332	Chamique Holdsclaw	1996-97
5. 300	Candace Parker	2007-08
	Bridgette Gordon	1988-89
7. 296	Jill Rankin	1979-80
8. 294	Chamique Holdsclaw	1998-99
9. 289	Bridgette Gordon	1987-88
10. 286	Cindy Brogdon	1977-78

BY CLASS

Freshman:	253	Tamika Catchings	1997-98
Sophomore:	332	Chamique Holdsclaw	1996-97
Junior:	370	Chamique Holdsclaw	1997-98
Senior:	428	Patricia Roberts	1976-77

FIELD GOAL PERCENTAGE (MIN. 250 ATTEMPTS)

FG%	Player	Season
1. .679	Cindy Noble (266-392)	1979-80
2. .647	Patricia Roberts (428-662)	1976-77
3. .615	Sheila Frost (208-338)	1987-88
4. .614	Dana Johnson (215-350)	1994-95
5. .597	Cindy Noble (178-298)	1980-81
6. .590	Sheila Frost (161-273)	1986-87
7. .586	Mary Ostrowski (190-324)	1982-83
8. .582	Cindy Noble (170-292)	1978-79
9. .580	Sheila Frost (181-312)	1985-86
10. .578	Sheila Frost (204-353)	1988-89

SINGLE GAME LEADERS

FIELD GOALS MADE

FGM	Player	Date	Opponent	
1. 24	Patricia Roberts	11/13/76	Kentucky	
2. 19	Patricia Roberts	1/24/77	East Tennessee State	
3. 18	Patricia Roberts	3/24/77	vs. Kansas State	
	18	Patricia Roberts	1/6/77	Marshall
5. 17	Tanya Haave	12/11/82	at Steven F. Austin	
	17	Sue Thomas	1/14/76	at Western Carolina
7. 16	Sheila Frost	1/17/88	Vanderbilt	
	16	Tanya Haave	2/9/83	at Kentucky
	16	Patricia Roberts	3/3/77	Middle Tenn. State
	16	Patricia Roberts	1/14/77	at Western Carolina

YEAR-BY-YEAR LEADERS (BY PCT.)

Year	Leader	G	FGM-FGA	FG%
1975-76	Marcia Garner	12	36-66	.545
1976-77	Patricia Roberts	33	428-662	.646
1977-78	Suzanne Barbre	31	209-414	.504
1978-79	Cindy Noble	34	170-292	.582
1979-80	Cindy Noble	38	266-392	.678
1980-81	Cindy Noble	31	178-298	.597
1981-82	Paula Towns	31	184-321	.573
1982-83	Lynne Collins	30	79-130	.608
1983-84	Mary Ostrowski	31	194-376	.516
1984-85	Lisa Webb	16	79-156	.506
1985-86	Sheila Frost	33	181-312	.580
1986-87	Sheila Frost	34	161-273	.590
1987-88	Sheila Frost	34	208-338	.615
1988-89	Kelli Casteel	31	44-63	.698
1989-90	Daedra Charles	33	212-385	.551
1990-91	Daedra Charles	35	243-434	.560
1991-92	Peggy Evans	31	186-350	.531
1992-93	Dana Johnson	32	143-268	.534
1993-94	Dana Johnson	33	173-317	.546
1994-95	Dana Johnson	37	215-350	.614
1995-96	Pashen Thompson	35	106-201	.527
1996-97	Tiffani Johnson	38	143-269	.532
1997-98	Teresa Geter	39	98-179	.547
1998-99	Michelle Snow	34	117-195	.600
1999-00	Michelle Snow	37	181-326	.555
2000-01	Michelle Snow	33	143-250	.572
2001-02	Michelle Muñoz	27	36-62	.581
2002-03	Courtney McDaniel	36	57-96	.594
2003-04	Ashley Robinson	35	120-247	.486
2004-05	Tye'sha Fluker	33	101-219	.461
2005-06	Sybil Dosty	35	40-65	.615
2006-07	Candace Parker	36	267-505	.529
2007-08	Vicki Baugh	38	79-143	.552
2008-09	Kelley Cain	27	97-157	.618
2009-10	Kelley Cain	33	148-244	.607
2010-11	Kelley Cain	32	98-165	.594
2011-12	Vicki Baugh	35	105-182	.577
2012-13	Bashaara Graves	35	165-316	.522
2013-14	Mercedes Russell	35	93-156	.596
2014-15	Nia Moore	36	75-133	.564

THREE-POINT FIELD GOAL RECORDS

TEAM RECORDS

MOST 3-POINT FIELD GOALS MADE

Game:	16	vs. Kentucky	3/6/11
Season:	242	2010-11	37 games

HIGHEST 3-POINT FIELD GOAL PERCENTAGE

Season:	.401	1990-91	118-294
----------------	------	---------	---------

INDIVIDUAL RECORDS

MOST 3-POINT FIELD GOALS MADE

Game:	8	Ariel Massengale	Vanderbilt	3/1/15
		Meighan Simmons	Virginia	11/28/13
			Lamar	12/1/10
Season:	103	Shanna Zolman	2005-06	102-239
Career:	305	Angie Bjorklund	2007-11	305-738

HIGHEST 3-POINT FIELD GOAL PERCENTAGE

Season:	.490	Dena Head	1990-91	25-51
Career:	.425	Shanna Zolman	2002-06	266-626

CAREER LEADERS

3-POINT FIELD GOALS MADE

3PM	Player	Seasons
1. 305	Angie Bjorklund	2007-11
2. 266	Shanna Zolman	2002-06
3. 256	Kara Lawson	1999-03
4. 255	Meighan Simmons	2010-14
5. 164	Ariel Massengale	2011-15
6. 163	Shekinna Stricklen	2008-12
7. 161	Brittany Jackson	2001-05
8. 147	Shannon Bobbitt	2006-08
9. 143	Taber Spani	2009-13
10. 133	Sidney Spencer	2003-07

3-POINT FIELD GOAL PERCENTAGE

3P%	Player	Seasons
1. .425	Shanna Zolman (266-626)	2002-06
2. .415	Kara Lawson (256-617)	1999-03
3. .413	Angie Bjorklund (305-738)	2007-11
4. .412	April McDivitt (101-245)	1999-02
5. .406	Shannon Bobbitt (147-362)	2006-08
6. .396	Sidney Spencer (133-336)	2003-07
7. .393	Gwen Jackson (55-140)	1999-03
8. .391	Tiffany Woosley (132-338)	1991-95
9. .375	Taber Spani (143-381)	2009-13
10. .366	Andraya Carter (63-172)	2012-
11. .364	Kellie Jolly (99-272)	1995-99

SINGLE SEASON LEADERS

3-POINT FIELD GOALS MADE

3PM	Player	Season
1. 103	Shanna Zolman	2005-06
2. 102	Angie Bjorklund	2009-10
3. 79	Kara Lawson	1999-2000
4. 78	Shannon Bobbitt	2007-08
5. 77	Kara Lawson	2002-03
6. 74	Ariel Massengale	2014-15
7. 73	Angie Bjorklund	2010-11
8. 72	Meighan Simmons	2013-14
9. 69	Meighan Simmons	2012-13
69	Shannon Bobbitt	2006-07

BY CLASS

Freshman:	79	Kara Lawson	1999-00
Sophomore:	62	Angie Bjorklund	2008-09
		Kara Lawson	2000-01
Junior:	102	Angie Bjorklund	2009-10
Senior:	103	Shanna Zolman	2005-06

3-POINT FIELD GOAL PERCENTAGE

3P%	Player	Season
1. .490	Dena Head (25-51)	1990-91
2. .455	Tiffany Woosley (46-101)	1993-94
3. .451	Angie Bjorklund (73-162)	2010-11
4. .450	Kara Lawson (77-171)	2002-03
5. .436	Shanna Zolman (68-156)	2004-05
6. .436	Kara Lawson (79-181)	1999-2000
7. .434	Sidney Spencer (53-122)	2005-06
8. .433	Shanna Zolman (103-238)	2005-06
9. .427	Angie Bjorklund (102-239)	2009-10
10. .426	Shanna Zolman (58-136)	2003-04

SINGLE GAME LEADERS

3PM	Player	Date	Opponent
1. 8	Ariel Massengale	3/1/15	Vanderbilt
8	Meighan Simmons	11/28/13	vs. Virginia
8	Meighan Simmons	12/1/11	Lamar
4. 7	Angie Bjorklund	3/6/11	Kentucky
7	Angie Bjorklund	1/24/08	Arkansas
7	Angie Bjorklund	1/5/08	Notre Dame
7	Angie Bjorklund	12/16/07	Gonzaga
7	Shanna Zolman	2/19/06	at Alabama
9. 6	Ariel Massengale	11/21/14	Winthrop
6	Angie Bjorklund	2/14/10	Florida
6	Angie Bjorklund	1/28/10	Auburn
6	Angie Bjorklund	3/6/09	Florida
6	Angie Bjorklund	12/18/08	at Old Dominion
6	Shannon Bobbitt	11/15/07	Oklahoma
6	Shannon Bobbitt	1/28/07	at Alabama
6	Tasha Butts	2/15/04	at Vanderbilt
6	Kara Lawson	3/08/03	Mississippi State
6	Kara Lawson	2/27/03	Vanderbilt
6	Kara Lawson	1/12/03	Auburn
6	Kara Lawson	12/21/02	at Texas
6	Kara Lawson	1/30/00	Kentucky
6	Abby Conklin	12/18/96	at Texas Tech

YEAR-BY-YEAR LEADERS (BY PCT.)

Year	Leader	G	3FG%
1988-89	Bridgette Gordon	2-6	.333
1989-90	Jody Adams	27-82	.329
1990-91	Dena Head	25-51	.490
1991-92	Tiffany Woosley	28-69	.406
1992-93	Nikki Caldwell	35-101	.347
1993-94	Tiffany Woosley	46-101	.455
1994-95	Michelle Marciniak	31-102	.304
1995-96	Abby Conklin	38-90	.422
1996-97	Abby Conklin	49-128	.383
1997-98	Kellie Jolly	36-86	.419
1998-99	Kristen Clement	25-65	.385
1999-00	Kara Lawson	79-181	.436
2000-01	Kara Lawson	62-150	.413
2001-02	April McDivitt	29-72	.403
2002-03	Kara Lawson	77-171	.450
2003-04	Shanna Zolman	58-136	.426
2004-05	Shanna Zolman	68-156	.436
2005-06	Sidney Spencer	53-122	.434
2006-07	Shannon Bobbitt	69-167	.413
2007-08	Alexis Hornbuckle	39-92	.424
2008-09	Angie Bjorklund	62-152	.408
2009-10	Angie Bjorklund	102-239	.427
2010-11	Angie Bjorklund	73-162	.451
2011-12	Taber Spani	34-85	.400
2012-13	Taber Spani	48-130	.369
2013-14	Andraya Carter	28-71	.394
2014-15	Ariel Massengale	74-202	.366

GENERAL

STAFF

PLAYERS

REVIEW

HISTORY

FACILITIES

NCAA

SEC

RECORDS

MEDIA INFO



FREE THROW RECORDS

TEAM RECORDS

MOST FREE THROWS MADE

Game:	40	at Florida	2/3/05
Season:	782	1997-98	32 games

HIGHEST FREE THROW PERCENTAGE

Season:	.759	2012-13	525-692
----------------	------	---------	---------

INDIVIDUAL RECORDS

MOST FREE THROWS MADE

Game:	17	Candace Parker	vs. MTSU	12/13/07
	17	Bridgette Gordon	vs. Long Beach St	3/25/89
Season:	201	Candace Parker	2007-08	201-288
Career:	526	Candace Parker	2004-08	526-738

HIGHEST FREE THROW PERCENTAGE

Season:	.957	Shanna Zolman	2003-04	88-92
Career:	.916	Shanna Zolman	2002-06	306-344

CAREER LEADERS

FREE THROWS MADE

FTM	Player	Seasons
1. 526	Candace Parker	2005-08
2. 523	Chamique Holdscraw	1995-99
3. 493	Glory Johnson	2008-12
4. 471	Tamika Catchings	1997-01
5. 439	Semeka Randall	1997-01
6. 423	Bridgette Gordon	1985-89
7. 381	Nicky Anosike	2004-08
8. 377	Dana Johnson	1991-95
9. 371	Tonya Edwards	1986-90
10. 356	Debbie Groover	1977-81

FREE THROW PERCENTAGE (MIN. 150 ATT.)

FT%	Player	Seasons
1. .916	Shanna Zolman (306-334)	2002-06
2. .853	Sidney Spencer (163-191)	2003-07
3. .847	Kara Lawson (344-406)	1999-03
4. .839	Cindy Brogdon (198-236)	1977-79
5. .816	Tiffany Woosley (284-348)	1991-95
	.816 Tanya Haave (279-342)	1980-84
7. .812	Ariel Massengale (277-341)	2011-15
8. .808	Taber Spani (160-198)	2009-13
8. .802	Jill Rankin (138-172)	1979-80
10. .797	Jody Adams (141-177)	1989-93

SINGLE SEASON LEADERS

FREE THROWS MADE

FTM	Player	Season
1. 201	Candace Parker	2007-08
2. 166	Candace Parker	2006-07
	166 Chamique Holdscraw	1997-98
4. 165	Tamika Catchings	1997-98
5. 159	Candace Parker	2005-06
6. 155	Semeka Randall	1997-98
7. 147	Dana Johnson	1994-95
8. 145	Cindy Noble	1979-80
9. 138	Jill Rankin	1979-80
	138 Glory Johnson	2011-12

BY CLASS

Freshman:	165	Tamika Catchings	1997-98
Sophomore:	166	Candace Parker	2006-07
Junior:	201	Candace Parker	2007-08
Senior:	147	Dana Johnson	1994-95

FREE THROW PERCENTAGE (MIN. 50 ATTEMPTS)

FT%	Player	Season
1. .957	Shanna Zolman (88-92)	2003-04
2. .944	Shanna Zolman (85-90)	2005-06
3. .900	Sidney Spencer (54-60)	2006-07
4. .892	Shanna Zolman (58-65)	2002-03
5. .884	Kara Lawson (99-112)	2002-03
6. .880	Tiffany Woosley (110-125)	1993-94
7. .879	Latina Davis (51-58)	1993-94
8. .864	Cindy Brogdon (102-118)	1977-78
9. .862	Shanna Zolman (75-87)	2004-05
10. .860	Ariel Massengale (74-86)	2014-15

SINGLE GAME LEADERS

FREE THROWS MADE

FTM	Player	Date	Opponent
1. 17	Candace Parker	12/13/07	Middle Tennessee
17	Bridgette Gordon	3/25/89	Long Beach State
3. 16	Shelia Collins	1/25/85	at Old Dominion
4. 15	Chamique Holdscraw	2/12/98	at Memphis
	15 Shelia Collins	2/27/85	LSU
6. 14	Shelia Collins	3/25/84	Georgia
7. 13	Chamique Holdscraw	3/23/98	North Carolina
	13 Tonya Edwards	3/24/90	Virginia
	13 Bridgette Gordon	3/6/89	Auburn
	13 Gail Dobson	3/1/75	Union (Tenn.)
	13 Gail Dobson	2/14/75	Appalachian State

YEAR-BY-YEAR LEADERS (BY PCT./MIN. 50 ATT.)

Year	Leader	G	FTM-FTA	FT%
1975-76	Lisa McGill	14	37-56	.660
1976-77	Patricia Roberts	33	131-175	.748
1977-78	Cindy Brogdon	31	102-118	.864
1978-79	Debbie Groover	39	111-134	.820
1979-80	Jill Rankin	38	138-172	.802
1980-81	Mary Ostrowski	29	84-115	.730
1981-82	Tanya Haave	32	52-63	.825
1982-83	Tanya Haave	33	110-131	.840
1983-84	Tanya Haave	33	88-113	.779
1984-85	Dawn Marsh	32	71-83	.855
1985-86	Dawn Marsh	34	43-63	.683
1986-87	Tonya Edwards	34	89-114	.781
1987-88	Dawn Marsh	34	52-61	.852
1988-89	Tonya Edwards	20	59-74	.797
1989-90	Jody Adams	33	54-65	.831
1990-91	Jody Adams	35	60-78	.769
1991-92	Tiffany Woosley	31	73-92	.793
1992-93	Tiffany Woosley	32	86-104	.827
1993-94	Tiffany Woosley	33	110-125	.880
1994-95	Pashen Thompson	24	52-62	.839
1995-96	Michelle Marciniak	36	101-127	.795
1996-97	Laurie Milligan	22	59-68	.868
1997-98	Kellie Jolly	39	59-70	.843
1998-99	Tamika Catchings	34	134-173	.775
1999-00	Kara Lawson	37	89-109	.817
2000-01	Kara Lawson	34	60-70	.857
2001-02	Kara Lawson	34	96-115	.835
2002-03	Shanna Zolman	38	58-65	.892
2003-04	Shanna Zolman	35	88-92	.957
2004-05	Shanna Zolman	35	75-87	.862
2005-06	Shanna Zolman	36	85-90	.944
2006-07	Sidney Spencer	37	54-60	.900
2007-08	Shannon Bobbitt	38	51-63	.810
2008-09	Shekinna Stricklen	32	86-113	.761
2009-10	Shekinna Stricklen	35	84-102	.824
2010-11	Taber Spani	37	44-55	.800
2011-12	Ariel Massengale	33	66-85	.776
2012-13	Taber Spani	35	65-76	.855
2013-14	Ariel Massengale	19	67-80	.838
2014-15	Ariel Massengale	35	74-86	.860

REBOUNDING RECORDS

TEAM RECORDS

MOST REBOUNDS

Game:	76	vs. Tennessee State	2/27/88
Season:	1,811	1978-79	39 games

MOST REBOUNDS PER GAME

Season:	46.9	1992-93	1,501 in 32 games
----------------	------	---------	-------------------

INDIVIDUAL RECORDS

MOST REBOUNDS

Game:	24	Patricia Roberts	vs. Anderson J.C.	2/19/77
Season:	467	Patricia Roberts	1996-97	33 games
Career:	1,295	Chamique Holdsclaw	1995-99	148 games

MOST REBOUNDS PER GAME

Season:	14.2	Patricia Roberts	1976-77	467 in 33 games
Career:	14.2	Patricia Roberts	1976-77	467 in 33 games

CAREER LEADERS

TOTAL REBOUNDS

Reb.	Player	Seasons
1. 1,295	Chamique Holdsclaw	1995-99
2. 1,218	Glory Johnson	2008-12
3. 1,043	Sheila Frost	1985-89
4. 1,004	Tamika Catchings	1997-01
5. 994	Mary Ostrowski	1980-84
6. 972	Candace Parker	2005-08
7. 957	Debbie Groover	1977-81
8. 940	Shyra Ely	2001-05
9. 915	Bridgette Gordon	1985-89
10. 914	Nicky Anosike	2004-08

REBOUNDS PER GAME

RPG	Player	Seasons
1. 14.2	Patricia Roberts	1976-77
2. 8.8	Candace Parker	2005-08
	Chamique Holdsclaw	1995-99
4. 8.6	Glory Johnson	2008-12
5. 8.2	Daedra Charles	1988-91
6. 8.0	Mary Ostrowski	1980-84
7. 7.9	Tamika Catchings	1997-01
8. 7.7	Karla Horton	1984-87
9. 7.6	Sheila Frost	1985-89
10. 7.3	Bashaara Graves	2012-
	Jill Rankin	1979-80

SINGLE SEASON LEADERS

TOTAL REBOUNDS

Reb.	Player	Season
1. 467	Patricia Roberts	1976-77
2. 367	Chamique Holdsclaw	1996-97
3. 359	Glory Johnson	2010-11
4. 355	Glory Johnson	2011-12
5. 352	Candace Parker	2006-07
6. 338	Debbie Groover	1978-79
7. 328	Chamique Holdsclaw	1997-98
8. 326	Isabelle Harrison	2013-14
	Chamique Holdsclaw	1995-96
10. 322	Candace Parker	2007-08
	Daedra Charles	1990-91

BY CLASS

Freshman:	326	Chamique Holdsclaw	1995-96
Sophomore:	367	Chamique Holdsclaw	1996-97
Junior:	359	Glory Johnson	2010-11
Senior:	467	Patricia Roberts	1976-77

REBOUNDS PER GAME

RPG	Player	Season
1. 14.2	Patricia Roberts	1976-77
2. 9.9	Glory Johnson	2011-12
3. 9.8	Candace Parker	2006-07
4. 9.7	Glory Johnson	2010-11
5. 9.4	Chamique Holdsclaw	1996-97
	Lisa Harrison	1992-93
	Sheila Frost	1985-86
	Sheila Collins	1984-85
9. 9.3	Isabelle Harrison	2013-14
10. 9.2	Karla Horton	1985-86
	Daedra Charles	1990-91

SINGLE GAME LEADERS

Reb.	Player	Date	Opponent
1. 24	Patricia Roberts	2/19/77	Anderson J.C.
2. 22	Daedra Charles	3/16/91	Southwest Mo. St.
	Karla Horton	11/24/85	East Carolina
4. 21	Glory Johnson	3/19/12	DePaul
5. 20	Sheila Frost	12/20/87	Northern Illinois
	Debbie Groover	1/27/79	Valdosta State
	Cindy Brogdon	2/12/78	at Kentucky
	Patricia Roberts	3/10/77	Clemson
	Patricia Roberts	3/3/77	Middle Tenn. State
	Patricia Roberts	2/12/77	at Eastern Kentucky
	Patricia Roberts	11/13/76	Kentucky

YEAR-BY-YEAR LEADERS

Year	Leader	G	Reb.-Avg
1975-76	Sue Thomas	14	115-8.2
1976-77	Patricia Roberts	33	467-14.2
1977-78	Cindy Brogdon	31	238-7.6
1978-79	Debbie Groover	39	338-8.7
1979-80	Cindy Noble	38	288-7.6
1980-81	Cindy Noble	31	227-7.3
1981-82	Mary Ostrowski	32	273-8.5
1982-83	Mary Ostrowski	33	250-7.6
1983-84	Mary Ostrowski	31	268-8.6
1984-85	Sheila Collins	31	290-9.4
1985-86	Sheila Frost	33	309-9.4
1986-87	Bridgette Gordon	34	232-6.8
1987-88	Sheila Frost	34	269-7.9
1988-89	Bridgette Gordon	36	251-7.0
1989-90	Daedra Charles	33	287-8.7
1990-91	Daedra Charles	35	322-9.2
1991-92	Peggy Evans	31	201-6.5
1992-93	Lisa Harrison	32	300-9.4
1993-94	Dana Johnson	33	241-7.3
1994-95	Dana Johnson	37	289-7.8
1995-96	Chamique Holdsclaw	36	326-9.1
1996-97	Chamique Holdsclaw	39	367-9.4
1997-98	Chamique Holdsclaw	39	328-8.4
1998-99	Chamique Holdsclaw	34	274-8.1
1999-00	Tamika Catchings	37	292-7.9
2000-01	Tamika Catchings	17	150-8.8
2001-02	Michelle Snow	33	214-6.5
2002-03	Shyra Ely	36	238-6.6
2003-04	Shyra Ely	35	279-8.0
2004-05	Shyra Ely	35	246-7.0
2005-06	Candace Parker	36	298-8.3
2006-07	Candace Parker	36	352-9.8
2007-08	Candace Parker	38	322-8.5
2008-09	Glory Johnson	33	236-7.2
2009-10	Glory Johnson	35	268-7.7
	Kelley Cain	33	254-7.7
2010-11	Glory Johnson	37	359-9.7
2011-12	Glory Johnson	36	355-9.9
2012-13	Bashaara Graves	35	281-8.0
2013-14	Isabelle Harrison	35	326-9.3
2014-15	Isabelle Harrison	21	181-8.6



ASSIST RECORDS

TEAM RECORDS

MOST ASSISTS

Game: 41	@ Hawaii Pacific	12/20/85
Season: 715	1979-80	38 games

MOST ASSISTS PER GAME

Season: 19.6	1985-86	665 in 34 games
	1980-81	608 in 31 games

INDIVIDUAL RECORDS

MOST ASSISTS

Game: 18	Dawn Marsh	vs. Georgia	3/6/88
Season: 243	Dawn Marsh	1987-88	34 games
Career: 755	Dawn Marsh	1984-88	132 games

MOST ASSISTS PER GAME

Season: 7.1	Dawn Marsh	1987-88	243 in 34 games
Career: 5.7	Dawn Marsh	1984-88	755 in 132 games

CAREER LEADERS

TOTAL ASSISTS

Asst	Player	Seasons
1. 755	Dawn Marsh	1984-88
2. 673	Holly Warlick	1976-80
3. 587	Lea Henry	1979-83
4. 518	Ariel Massengale	2011-15
5. 503	Alexis Hornbuckle	2004-08
6. 456	Kara Lawson	1999-03
7. 452	Kellie Jolly	1995-99
8. 449	Michelle Marciniak	1993-96
9. 439	Dena Head	1988-92
10. 429	Kristen Clement	1997-01

ASSISTS PER GAME

Asst	Player	Seasons
1. 5.7	Dawn Marsh	1984-88
2. 4.8	Holly Warlick	1976-80
3. 4.4	Lea Henry	1979-83
4. 4.3	Michelle Marciniak	1993-96
5. 4.2	Ariel Massengale	2011-15
6. 3.7	Cindy Brogdon	1978-79
7. 3.64	Alexis Hornbuckle	2004-08
8. 3.58	Loree Moore	2001-05
9. 3.4	Kellie Jolly	1995-99
3.4	Shekinna Stricklen	2008-12

SINGLE SEASON LEADERS

TOTAL ASSISTS

Asst.	Player	Season
1. 243	Dawn Marsh	1987-88
2. 225	Holly Warlick	1979-80
3. 204	Michelle Marciniak	1994-95
4. 193	Dawn Marsh	1986-87
5. 192	Dawn Marsh	1985-86
6. 181	Holly Warlick	1978-79
7. 165	Lea Henry	1980-81
8. 162	Ariel Massengale	2011-12
9. 158	Ariel Massengale	2012-13
158	Lea Henry	1981-82

BY CLASS

Freshman: 162	Ariel Massengale	2011-12
Sophomore: 192	Dawn Marsh	1985-86
Junior: 204	Michelle Marciniak	1994-95
Senior: 243	Dawn Marsh	1987-88

ASSISTS PER GAME

APG	Player	Season
1. 7.1	Dawn Marsh	1987-88
2. 6.0	Dawn Marsh	1986-87
3. 5.9	Holly Warlick	1979-80
4. 5.8	Ariel Massengale	2013-14
5. 5.7	Michelle Marciniak	1994-95
6. 5.6	Dawn Marsh	1985-86
7. 5.3	Lea Henry	1980-81
8. 5.0	Holly Warlick	1977-78
9. 4.9	Ariel Massengale	2011-12
4.9	Lea Henry	1981-82

SINGLE GAME LEADERS

ASSISTS

Asst	Player	Date	Opponent
1. 18	Dawn Marsh	3/6/88	Georgia
2. 14	Holly Warlick	2/12/78	Memphis State
3. 13	Ariel Massengale	11/28/13	Virginia
13	Shannon Bobbitt	12/16/07	Gonzaga
13	Dawn Marsh	1/11/87	Kentucky
6. 12	Ariel Massengale	1/2/14	LSU
12	Ariel Massengale	1/15/12	Vanderbilt
12	Shekinna Stricklen	1/3/10	Oklahoma
12	Michelle Marciniak	2/25/95	Georgia
12	Dawn Marsh	1/17/88	Vanderbilt
12	Dawn Marsh	3/20/86	Georgia
12	Lea Henry	2/28/82	Kentucky
12	Holly Warlick	3/5/80	Clemson

YEAR-BY-YEAR LEADERS

Year	Leader	G	Assts-Avg
1975-76	Suzanne Barbre	14	55-3.9
1976-77	Suzanne Barbre	33	126-3.8
1977-78	Holly Warlick	31	155-5.0
1978-79	Holly Warlick	39	181-4.6
1979-80	Holly Warlick	38	225-5.9
1980-81	Lea Henry	31	165-5.3
1981-82	Lea Henry	32	158-4.9
1982-83	Lea Henry	33	145-4.4
1983-84	Pat Hatmaker	33	124-3.8
1984-85	Dawn Marsh	32	127-4.0
1985-86	Dawn Marsh	34	192-5.6
1986-87	Dawn Marsh	32	193-6.0
1987-88	Dawn Marsh	34	243-7.1
1988-89	Melissa McCray	37	133-3.6
1989-90	Dena Head	33	126-3.8
1990-91	Dena Head	35	125-3.6
1991-92	Jody Adams	31	82-2.6
1992-93	Tiffany Woosley	32	93-2.9
1993-94	Tiffany Woosley	33	106-3.2
1994-95	Michelle Marciniak	36	204-5.7
1995-96	Michelle Marciniak	36	152-4.2
1996-97	Laurie Milligan	22	98-4.5
1997-98	Kellie Jolly	39	148-3.8
1998-99	Kellie Jolly	34	141-4.1
1999-00	Kristen Clement	36	126-3.5
2000-01	Kara Lawson	34	113-3.3
2001-02	Loree Moore	34	133-3.9
2002-03	Kara Lawson	38	151-4.0
2003-04	Tasha Butts	35	99-2.8
2004-05	Alexis Hornbuckle	35	110-3.1
2005-06	Shanna Zolman	36	114-3.2
2006-07	Alexis Hornbuckle	37	146-3.9
2007-08	Alexis Hornbuckle	37	134-3.6
2008-09	Shekinna Stricklen	32	95-3.0
2009-10	Shekinna Stricklen	35	135-3.9
2010-11	Meighan Simmons	37	104-2.8
2011-12	Ariel Massengale	33	162-4.9
2012-13	Ariel Massengale	35	158-4.5
2013-14	Ariel Massengale	19	110-5.8
2014-15	Cierra Burdick	34	91-2.7

BLOCK RECORDS

TEAM RECORDS

MOST BLOCKS

Game:	15	vs. Kentucky	2/25/10
Season:	228	1997-98	39 games

MOST BLOCKS PER GAME

Season:	6.5	2009-10	226 in 35 games
----------------	-----	---------	-----------------

INDIVIDUAL RECORDS

MOST BLOCKS

Game:	12	Kelley Cain	vs. LSU	2/22/10
Season:	113	Kelley Cain	2009-10	33 games
Career:	275	Candace Parker	2005-08	110 games

MOST BLOCKS PER GAME

Season:	3.4	Kelley Cain	2009-10	113 in 33 games
Career:	2.5	Candace Parker	2005-08	275 in 110 games

CAREER LEADERS

TOTAL BLOCKS

Blks.	Player	Seasons
1. 275	Candace Parker	2005-08
2. 249	Sheila Frost	1985-89
3. 228	Kelley Cain	2008-11
4. 200	Ashley Robinson	2000-04
5. 194	Michelle Snow	1999-02
6. 161	Nicky Anosike	2004-08
7. 136	Tamika Catchings	1997-01
8. 135	Teresa Geter	1997-99
9. 131	Isabelle Harrison	2011-15
10. 111	Chamique Holdscraw	1995-99

BLOCKS PER GAME

BPG	Player	Seasons
1. 2.50	Candace Parker	2005-08
2. 2.48	Kelley Cain	2008-11
3. 2.01	Teresa Geter	1997-99
4. 1.80	Sheila Frost	1985-89
5. 1.52	Ashley Robinson	2000-04
6. 1.42	Michelle Snow	1998-02
7. 1.17	Isabelle Harrison	2011-15
8. 1.14	Mercedes Russell	2013-
9. 1.10	Nicky Anosike	2004-08
10. 1.07	Tamika Catchings	1997-01
11. 0.85	Vicki Baugh	2007-12

SINGLE SEASON LEADERS

TOTAL BLOCKS

Blks.	Player	Season
1. 113	Kelley Cain	2009-10
2. 99	Candace Parker	2006-07
3. 90	Candace Parker	2007-08
90	Teresa Geter	1997-98
5. 86	Candace Parker	2005-06
6. 77	Sheila Frost	1985-86
7. 70	Ashley Robinson	2003-04
8. 66	Kelley Cain	2010-11
9. 63	Ashley Robinson	2002-03
10. 60	Sheila Frost	1987-88

BY CLASS

Freshman:	90	Teresa Geter	1997-98
Sophomore:	113	Kelley Cain	2009-10
Junior:	90	Candace Parker	2007-08
Senior:	70	Ashley Robinson	2003-04

BLOCKS PER GAME

BPG	Player	Season
1. 3.424	Kelley Cain	2009-10
2. 2.750	Candace Parker	2006-07
3. 2.389	Candace Parker	2005-06
4. 2.368	Candace Parker	2007-08
5. 2.333	Sheila Frost	1985-86
6. 2.308	Teresa Geter	1997-98
7. 2.080	Isabelle Harrison	2012-13
8. 2.063	Kelley Cain	2010-11
9. 2.000	Ashley Robinson	2003-04
10. 1.765	Sheila Frost	1987-88

SINGLE GAME LEADERS

BLOCKS

Blks.	Player	Date	Opponent
1. 12	Kelley Cain	2/22/10	LSU
2. 8	Kelley Cain	2/4/10	Arkansas
8	Ashley Robinson	12/11/03	Rutgers
4. 7	Isabelle Harrison	1/3/13	at South Carolina
7	Kelley Cain	2/25/10	Kentucky
7	Kelley Cain	2/14/10	Florida
7	Kelley Cain	3/5/09	Alabama
7	Candace Parker	11/28/06	at Louisiana Tech
7	Candace Parker	11/24/05	Michigan State
7	Michelle Snow	3/31/00	Rutgers
7	Cindy Noble	3/21/81	Illinois State

YEAR-BY-YEAR LEADERS

Year	Leader	G	Blocks-Avg
1980-81	Cindy Noble	31	47-1.5
1981-82	Shelia Collins	29	30-1.0
1982-83	Karen Morton	21	16-0.8
1983-84	Mary Ostrowski	31	21-0.7
1984-85	Valerie Freeman	25	28-1.1
1985-86	Sheila Frost	33	77-2.3
1986-87	Sheila Frost	34	56-1.6
1987-88	Sheila Frost	34	60-1.8
1988-89	Sheila Frost	37	56-1.5
1989-90	Daedra Charles	33	36-1.1
1990-91	Daedra Charles	35	39-1.1
1991-92	Dana Johnson	31	21-0.7
1992-93	Vonda Ward	32	38-1.2
1993-94	Vonda Ward	32	36-1.1
1994-95	Tiffani Johnson	37	39-1.1
1995-96	Abby Conklin	35	32-0.9
1996-97	Chamique Holdscraw	39	35-0.9
1997-98	Teresa Geter	39	90-2.3
1998-99	Michelle Snow	34	46-1.4
1999-00	Michelle Snow	37	47-1.3
2000-01	Ashley Robinson	34	51-1.5
2001-02	Michelle Snow	33	55-1.7
2002-03	Ashley Robinson	37	63-1.7
2003-04	Ashley Robinson	35	70-2.0
2004-05	Nicky Anosike	35	33-0.9
2005-06	Candace Parker	36	86-2.4
2006-07	Candace Parker	36	99-2.8
2007-08	Candace Parker	38	90-2.4
2008-09	Kelley Cain	27	49-1.8
2009-10	Kelley Cain	33	113-3.4
2010-11	Kelley Cain	32	66-2.1
2011-12	Glory Johnson	36	41-1.1
2012-13	Isabelle Harrison	25	52-2.1
2013-14	Mercedes Russell	35	40-1.1
2014-15	Isabelle Harrison	21	26-1.2

GENERAL

STAFF

PLAYERS

REVIEW

HISTORY

FACILITIES

NCAA

SEC

RECORDS

MEDIA INFO



STEAL RECORDS

TEAM RECORDS

MOST STEALS

Game:	38	vs. Hawaii Pacific	12/20/85
Season:	567	1997-98	39 games
		1978-79	38 games

MOST STEALS PER GAME

Season:	14.5	1997-98	567 in 39 games
	14.5	1978-79	567 in 39 games

INDIVIDUAL RECORDS

MOST STEALS

Game:	11	Michelle Marciniak	at Kentucky	1/14/96
Season:	141	Holly Warlick	1978-79	39 games
Career:	373	Alexis Hornbuckle	2004-08	138 games

MOST STEALS PER GAME

Season:	3.65	Shelia Collins	1984-85	113 in 31 games
Career:	3.25	Holly Warlick	1976-80	*250 in 77 games

*Complete records for Holly Warlick's first two seasons are unavailable.

CAREER LEADERS

TOTAL STEALS

Stls.	Player	Seasons
1. 373	Alexis Hornbuckle	2004-08
2. 336	Bridgette Gordon	1985-89
3. 311	Tamika Catchings	1997-01
4. 305	Chamique Holdscaw	1995-99
5. 289	Nikki McCray	1991-95
6. 286	Semeka Randall	1997-01
7. 280	Loree Moore	2001-05
8. 278	Shelia Collins	1981-85
9. 250	Holly Warlick	1976-80
10. 234	Michelle Marciniak	1993-96

STEALS PER GAME

SPG	Player	Seasons
1. 3.247	Holly Warlick	1976-80
2. 2.703	Alexis Hornbuckle	2004-08
3. 2.673	Shelia Collins	1981-85
4. 2.453	Bridgette Gordon	1985-89
5. 2.449	Tamika Catchings	1997-01
6. 2.373	Loree Moore	2001-05
7. 2.276	Nikki McCray	1991-95
8. 2.167	Michelle Marciniak	1993-96
9. 2.061	Chamique Holdscaw	1995-99
10. 2.043	Semeka Randall	1997-01

SINGLE SEASON LEADERS

TOTAL STEALS

Stls.	Player	Season
1. 141	Holly Warlick	1978-79
2. 114	Alexis Hornbuckle	2006-07
3. 113	Shelia Collins	1984-85
4. 110	Chamique Holdscaw	1997-98
5. 109	Holly Warlick	1979-80
6. 105	Bridgette Gordon	1988-89
7. 104	Alexis Hornbuckle	2007-08
8. 102	Semeka Randall	1997-98
9. 101	Michelle Marciniak	1995-96
10. 100	Tamika Catchings	1997-98

BY CLASS

Freshman:	102	Semeka Randall	1997-98
Sophomore:	97	Loree Moore	2002-03
Junior:	141	Holly Warlick	1978-89
Senior:	113	Shelia Collins	1984-85

STEALS PER GAME

SPG	Player	Season
1. 3.645	Shelia Collins	1984-85
2. 3.615	Holly Warlick	1978-79
3. 3.081	Alexis Hornbuckle	2006-07
4. 2.917	Bridgette Gordon	1988-89
5. 2.868	Holly Warlick	1979-80
6. 2.821	Chamique Holdscaw	1997-98
7. 2.811	Alexis Hornbuckle	2007-08
8. 2.806	Michelle Marciniak	1995-96
9. 2.684	Semeka Randall	1997-98
10. 2.564	Tamika Catchings	1997-98

SINGLE GAME LEADERS

Stls.	Player	Date	Opponent
1. 11	Michelle Marciniak	1/14/1996	at Kentucky
2. 10	Shelia Collins	2/8/1985	at Florida State
3. 9	Holly Warlick	1/24/1979	at LSU
4. 8	Alexis Hornbuckle	3/25/2008	at Purdue
8	Alberta Auguste	11/28/2006	at Louisiana Tech
8	Loree Moore	11/19/2004	at Chattanooga
8	Tamika Catchings	2/16/1999	Memphis
8	Nikki McCray	2/12/1995	Vanderbilt
8	Nikki McCray	1/20/1994	Virginia Tech
8	Nikki McCray	1/7/1994	at Notre Dame
8	Nikki McCray	12/9/1992	UNC-Charlotte
8	Nikki McCray	2/19/1992	at Memphis State

YEAR-BY-YEAR LEADERS

Year	Leader	G	Stls.-Avg
1978-79	Holly Warlick	39	141-3.6
1979-80	Holly Warlick	38	109-2.9
1980-81	Lea Henry	31	50-1.6
1981-82	Shelia Collins	29	72-2.5
1982-83	Lea Henry	33	70-2.1
1983-84	Shelia Collins	33	84-2.5
1984-85	Shelia Collins	31	113-3.6
1985-86	Bridgette Gordon	34	75-2.2
1986-87	Bridgette Gordon	34	80-2.4
1987-88	Tonya Edwards	34	78-2.3
1988-89	Bridgette Gordon	36	105-2.9
1989-90	Tonya Edwards	33	56-1.7
1990-91	Daedra Charles	35	72-2.1
1991-92	Peggy Evans	31	60-1.9
	Dena Head	30	60-2.0
	Nikki McCray	31	60-1.9
1992-93	Nikki McCray	32	86-2.7
1993-94	Nikki McCray	33	80-2.4
1994-95	Michelle Marciniak	36	83-2.3
1995-96	Michelle Marciniak	36	101-2.8
1996-97	Chamique Holdscaw	39	93-2.4
1997-98	Chamique Holdscaw	39	110-2.8
1998-99	Tamika Catchings	34	88-2.6
1999-00	Tamika Catchings	37	92-2.5
2000-01	Semeka Randall	32	52-1.6
2001-02	Loree Moore	34	80-2.4
2002-03	Loree Moore	38	97-2.6
2003-04	Loree Moore	17	48-2.8
2004-05	Alexis Hornbuckle	35	64-1.8
2005-06	Alexis Hornbuckle	29	91-3.1
2006-07	Alexis Hornbuckle	37	114-3.1
2007-08	Alexis Hornbuckle	37	104-2.8
2008-09	Shekinna Stricklen	32	58-1.8
2009-10	Glory Johnson	35	45-1.3
2010-11	Glory Johnson	37	50-1.4
2011-12	Ariel Massengale	33	45-1.4
	Glory Johnson	36	49-1.4
2012-13	Kamiko Williams	435	57-1.6
2013-14	Andraya Carter	35	56-1.6
2014-15	Andraya Carter	35	80-2.3

YEAR-BY-YEAR STATISTICAL LEADERS

SCORING

Year	Leader	Games	Pts-Avg.
1975-76	Sue Thomas	14	250-17.8
1976-77	Patricia Roberts	33	987-29.9
1977-78	Cindy Brogdon	31	674-21.7
1978-79	Cindy Brogdon	39	784-20.1
1979-80	Jill Rankin	38	730-19.2
1980-81	Cindy Noble	31	450-14.5
1981-82	Mary Ostrowski	32	458-14.3
1982-83	Tanya Haave	33	614-18.6
1983-84	Mary Ostrowski	31	493-15.9
1984-85	Shelia Collins	31	563-18.2
1985-86	Bridgette Gordon	34	481-14.1
1986-87	Bridgette Gordon	34	559-16.4
1987-88	Bridgette Gordon	33	687-20.8
1988-89	Bridgette Gordon	36	735-20.4
1989-90	Daedra Charles	33	525-15.9
1990-91	Daedra Charles	35	607-17.3
1991-92	Peggy Evans	31	458-14.8
1992-93	Lisa Harrison	32	447-14.0
1993-94	Nikki McCray	33	537-16.3
1994-95	Dana Johnson	37	577-15.6
1995-96	Chamique Holdsclaw	36	583-16.2
1996-97	Chamique Holdsclaw	39	803-20.6
1997-98	Chamique Holdsclaw	39	915-23.5
1998-99	Chamique Holdsclaw	34	724-21.3
1999-00	Tamika Catchings	37	580-15.7
2000-01	Tamika Catchings	17	259-15.2
2001-02	Kara Lawson	34	512-15.1
2002-03	Gwen Jackson	38	612-16.1
2003-04	Shyra Ely	35	508-14.5
2004-05	Shyra Ely	35	503-14.4
2005-06	Candace Parker	36	622-17.3
2006-07	Candace Parker	36	706-19.6
2007-08	Candace Parker	38	809-21.3
2008-09	Shekinna Stricklen	32	424-13.3
2009-10	Angie Bjorklund	35	487-13.9
2010-11	Meighan Simmons	37	500-13.5
2011-12	Shekinna Stricklen	35	539-15.4
2012-13	Meighan Simmons	35	589-16.8
2013-14	Meighan Simmons	35	577-16.5
2014-15	Isabelle Harrison	21	256-12.2

REBOUNDING

Year	Leader	Games	Rbs-Avg.
1975-76	Sue Thomas	14	115-8.2
1976-77	Patricia Roberts	33	467-14.2
1977-78	Cindy Brogdon	31	238-7.6
1978-79	Debbie Groover	39	338-8.7
1979-80	Cindy Noble	38	288-7.6
1980-81	Cindy Noble	31	227-7.3
1981-82	Mary Ostrowski	32	273-8.5
1982-83	Mary Ostrowski	33	250-7.6
1983-84	Mary Ostrowski	31	268-8.6
1984-85	Shelia Collins	31	290-9.4
1985-86	Sheila Frost	33	309-9.4
1986-87	Bridgette Gordon	34	232-6.8
1987-88	Sheila Frost	34	269-7.9
1988-89	Bridgette Gordon	36	251-7.0
1989-90	Daedra Charles	33	287-8.7
1990-91	Daedra Charles	35	322-9.2
1991-92	Peggy Evans	31	201-6.5
1992-93	Lisa Harrison	32	300-9.4
1993-94	Dana Johnson	33	241-7.3
1994-95	Dana Johnson	37	289-7.8
1995-96	Chamique Holdsclaw	36	326-9.1
1996-97	Chamique Holdsclaw	39	367-9.4
1997-98	Chamique Holdsclaw	39	328-8.4
1998-99	Chamique Holdsclaw	34	274-8.1
1999-00	Tamika Catchings	37	292-7.9
2000-01	Tamika Catchings	17	150-8.8
2001-02	Michelle Snow	33	214-6.5
2002-03	Shyra Ely	36	238-6.6
2003-04	Shyra Ely	35	279-8.0
2004-05	Shyra Ely	35	246-7.0
2005-06	Candace Parker	36	298-8.3
2006-07	Candace Parker	36	352-9.8
2007-08	Candace Parker	38	322-8.5
2008-09	Glory Johnson	33	236-7.2

2009-10	Kelley Cain	33	254-7.7
2010-11	Glory Johnson	37	359-9.7
2011-12	Glory Johnson	36	355-9.9
2012-13	Bashaara Graves	35	281-8.0
2013-14	Isabelle Harrison	35	326-9.3
2014-15	Isabelle Harrison	21	181-8.6

FIELD GOAL PERCENTAGE

(min. 60 attempts)

Year	Leader	Games	FGM-FGA	Pct.
1975-76	Marcie Garner	12	36-66	.545
1976-77	Patricia Roberts	33	428-662	.647
1977-78	Suzanne Barbre	31	209-414	.504
1978-79	Cindy Noble	34	170-292	.582
1979-80	Cindy Noble	38	266-392	.678
1980-81	Cindy Noble	31	178-298	.597
1981-82	Paula Towns	31	184-321	.573
1982-83	Lynne Collins	30	79-130	.608
1983-84	Mary Ostrowski	31	194-376	.516
1984-85	Lisa Webb	16	79-156	.506
1985-86	Sheila Frost	33	181-312	.580
1986-87	Sheila Frost	34	161-273	.590
1987-88	Sheila Frost	34	208-338	.615
1988-89	Kelli Casteel	31	44-63	.698
1989-90	Daedra Charles	33	212-385	.551
1990-91	Daedra Charles	35	243-434	.560
1991-92	Peggy Evans	31	186-350	.531
1992-93	Dana Johnson	32	143-268	.534
1993-94	Dana Johnson	33	173-317	.546
1994-95	Dana Johnson	37	215-350	.614
1995-96	Pashen Thompson	35	106-201	.527
1996-97	Tiffany Johnson	38	143-269	.532
1997-98	Teresa Geter	39	189-179	.547
1998-99	Michelle Snow	34	117-195	.600
1999-00	Michelle Snow	37	181-326	.555
2000-01	Michelle Snow	33	143-250	.572
2001-02	Michelle Muñoz	27	36-62	.581
2002-03	Courtney McDaniel	36	57-96	.594
2003-04	Ashley Robinson	35	120-247	.486
2004-05	Tye'sha Fluker	33	101-219	.461
2005-06	Sybil Dosty	35	40-65	.615
2006-07	Candace Parker	36	267-505	.529
2007-08	Vicki Baugh	38	79-143	.552
2008-09	Kelley Cain	27	97-157	.618
2009-10	Kelley Cain	33	148-244	.607
2010-11	Kelley Cain	32	98-165	.594
2011-12	Vicki Baugh	35	105-182	.577
2012-13	Bashaara Graves	35	165-316	.522
2013-14	Mercedes Russell	35	93-156	.596
2014-15	Nia Moore	36	75-133	.564

FREE THROW PERCENTAGE

(min. 50 attempts)

Year	Leader	Games	FTM-FTA	Pct.
1975-76	Lisa McGill	14	37-56	.660
1976-77	Patricia Roberts	33	131-175	.748
1977-78	Cindy Brogdon	31	102-118	.864
1978-79	Debbie Groover	39	111-134	.820
1979-80	Jill Rankin	38	138-172	.802
1980-81	Mary Ostrowski	29	84-115	.730
1981-82	Tanya Haave	32	52-63	.825
1982-83	Tanya Haave	33	110-131	.840
1983-84	Tanya Haave	33	88-113	.779
1984-85	Dawn Marsh	32	71-83	.855
1985-86	Dawn Marsh	34	43-63	.683
1986-87	Tonya Edwards	34	89-114	.781
1987-88	Dawn Marsh	34	52-61	.852
1988-89	Tonya Edwards	20	59-74	.797
1989-90	Jody Adams	33	54-65	.831
1990-91	Jody Adams	35	60-78	.769
1991-92	Tiffany Woosley	31	73-92	.793
1992-93	Tiffany Woosley	32	86-104	.827
1993-94	Tiffany Woosley	33	110-125	.880
1994-95	Pashen Thompson	24	52-62	.839
1995-96	Michelle Marciniak	36	101-127	.795
1996-97	Laurie Milligan	22	59-68	.868
1997-98	Kellie Jolly	39	59-70	.843
1998-99	Tamika Catchings	34	134-173	.775
1999-00	Kara Lawson	37	89-109	.817

GENERAL
 STAFF
 PLAYERS
 REVIEW
 HISTORY
 FACILITIES
 NCAA
 SEC
 RECORDS
 MEDIA INFO



YEAR-BY-YEAR STATISTICAL LEADERS

2000-01	Kara Lawson	34	60-70	.857
2001-02	Kara Lawson	34	96-115	.835
2002-03	Shanna Zolman	38	58-65	.892
2003-04	Shanna Zolman	35	88-92	.957
2004-05	Shanna Zolman	35	75-87	.862
2005-06	Shanna Zolman	36	85-90	.944
2006-07	Sidney Spencer	37	54-60	.900
2007-08	Shannon Bobbitt	38	51-63	.810
2008-09	Shekinna Stricklen	32	86-113	.761
2009-10	Shekinna Stricklen	35	84-102	.824
2010-11	Taber Spani	37	44-55	.800
2011-12	Ariel Massengale	33	66-85	.776
2012-13	Taber Spani	35	65-76	.855
2013-14	Ariel Massengale	19	67-80	.838
2014-15	Ariel Massengale	35	74-86	.860

3-PT. FIELD GOAL PERCENTAGE

(min. 50 attempts after 1988-89)

Year	Leader	3FGM-FGA	Pct.
1988-89	Bridgette Gordon	2-6	.333
1989-90	Jody Adams	27-82	.329
1990-91	Dena Head	25-51	.490
1991-92	Tiffany Woosley	28-69	.406
1992-93	Nikki Caldwell	35-101	.347
1993-94	Tiffany Woosley	46-101	.455
1994-95	Michelle Marciniak	31-102	.304
1995-96	Abby Conklin	38-90	.422
1996-97	Abby Conklin	49-128	.383
1997-98	Kellie Jolly 36-86	.419	
1998-99	Kristen Clement	25-65	.385
1999-00	Kara Lawson	79-181	.436
2000-01	Kara Lawson	62-150	.413
2001-02	April McDivitt	29-72	.403
2002-03	Kara Lawson	77-171	.450
2003-04	Shanna Zolman	58-136	.426
2004-05	Shanna Zolman	68-156	.436
2005-06	Sidney Spencer	53-122	.434
2006-07	Shannon Bobbitt	69-167	.413
2007-08	Alexis Hornbuckle	39-92	.424
2008-09	Angie Bjorklund	62-152	.408
2009-10	Angie Bjorklund	102-239	.427
2010-11	Angie Bjorklund	73-162	.451
2011-12	Taber Spani	34-85	.400
2012-13	Taber Spani	48-130	.369
2013-14	Andraya Carter	28-71	.394
2014-15	Ariel Massengale	74-202	.366

ASSISTS

Year	Leader	Games	Assts-Avg.
1975-76	Suzanne Barbre	14	55-3.9
1976-77	Suzanne Barbre	33	126-3.8
1977-78	Holly Warlick	31	155-5.0
1978-79	Holly Warlick	39	181-4.6
1979-80	Holly Warlick	38	225-5.9
1980-81	Lea Henry	31	165-5.3
1981-82	Lea Henry	32	158-4.9
1982-83	Lea Henry	33	145-4.4
1983-84	Pat Hatmaker	33	124-3.8
1984-85	Dawn Marsh	32	127-4.0
1985-86	Dawn Marsh	34	192-5.6
1986-87	Dawn Marsh	32	193-6.0
1987-88	Dawn Marsh	34	243-7.1
1988-89	Melissa McCray	37	133-3.6
1989-90	Dena Head	33	126-3.8
1990-91	Dena Head	35	125-3.6
1991-92	Jody Adams	31	82-2.6
1992-93	Tiffany Woosley	32	93-2.9
1993-94	Tiffany Woosley	33	106-3.2
1994-95	Michelle Marciniak	36	204-5.7
1995-96	Michelle Marciniak	36	152-4.2
1996-97	Laurie Milligan	22	98-4.5
1997-98	Kellie Jolly	39	148-3.8
1998-99	Kellie Jolly	34	141-4.1
1999-00	Kristen Clement	36	126-3.5
2000-01	Kara Lawson	34	113-3.3
2001-02	Loree Moore	34	133-3.9
2002-03	Kara Lawson	38	151-4.0
2003-04	Tasha Butts	35	99-2.8
2004-05	Alexis Hornbuckle	35	110-3.1
2005-06	Shanna Zolman	36	114-3.2
2006-07	Alexis Hornbuckle	37	146-3.9
2007-08	Alexis Hornbuckle	37	134-3.6
2008-09	Shekinna Stricklen	32	95-3.0
2009-10	Shekinna Stricklen	35	135-3.9
2010-11	Meighan Simmons	37	104-2.8
2011-12	Ariel Massengale	33	162-4.9
2012-13	Ariel Massengale	35	158-4.5
2013-14	Ariel Massengale	19	110-5.8
2014-15	Cierra Burdick	34	91-2.7

OPPONENT RECORDS

INDIVIDUAL RECORDS

SINGLE GAME

Points	45, Clarissa Davis, Texas at Knoxville, (12/9/87) Peggy Gillom, Ole Miss at Knoxville, (2/4/78)
Field Goals	21, Peggy Gillom, Ole Miss at Knoxville, (2/4/78)
Field Goals Att.	42, Kim Williams, DePaul at Knoxville, (1/28/97)
Field Goal Pct.	1.000 (10-10), Misty Lamb, Vanderbilt at Knoxville, (2/22/90)
3-Point Field Goals	9, Molly Goodenbour, Stanford at Knoxville, (12/21/92)
3-Point Field Goals Attempted	23, Sheila Ethridge, Louisiana Tech at Ruston, La., (2/5/91)
3-Point Field Goal Percentage	1.000 (5-5), (tied) most recently Jillian Danker, Vanderbilt at Knoxville, (2/22/01)
Free Throws	15, (two tied) most recently Chantelle Anderson, Vanderbilt at Knoxville, (2/27/03)
Free Throws Attempted	18, Sha Brooks, Florida at Gainesville, (2/8/09)
Free Throw Percentage	1.000 (15-15), Melissa King, Santa Clara at Santa Clara, Calif., (12/16/91)
Rebounds	21, Linda Street, Memphis State at Lexington, Ky., (3/3/78)
Assists	14, Cathy Bender, Vanderbilt at Lexington, Ky., (2/26/82)
Blocks	11, Anne Donovan, Old Dominion at Knoxville, (2/14/82)
Steals	8, Lindsey Harding, Duke at Durham, N.C. (1/23/05) 8, Ticha Penicheiro, Old Dominion at Cincinnati, Ohio, (3/30/97) 8, Kim Williams, DePaul at Knoxville, (1/28/97) 8, Tamicha Jackson, Louisiana Tech at Knoxville, (11/14/99) 8 Lauren Simms, South Carolina at Columbia, S.C., (1/15/04)

TEAM RECORDS

SINGLE GAME

Points	102, Auburn at Albany, Ga. (3/6/87) and Louisiana Tech at Greensboro, N.C., (3/23/79)
Field Goals	44, Louisiana Tech at Greensboro, N.C., (3/23/79)
Field Goal Attempts	96, Kentucky at Knoxville, (1/28/78)
Field Goal Percentage	.709 (44-62) Louisiana Tech at Greensboro, N.C., (3/23/79)
3-Point Field Goals	13, Middle Tennessee at Knoxville, (11/26/06) 13, Chattanooga at Knoxville, (11/12/06)
3-Point Field Goal Attempts	36, Missouri at Knoxville, (1/10/13)
3-Point Field Goal Pct.	.833 (5-6), Rutgers at Piscataway, N.J., (1/17/94)
Free Throws	31, (tied three times) most recently Oklahoma at Knoxville, (11/10/02)
Free Throw Attempts	45, Oklahoma at Knoxville, (11/10/02)
Free Throw Pct.	1.000 (20-20) Louisiana State at Knoxville, (2/13/88)
Rebounds	57, North Carolina at Knoxville, (12/2/07)
Assists	29, Louisiana Tech at Greensboro, N.C., (3/23/79)
Turnovers	50, Hawaii Pacific at Honolulu, Hawaii, (12/20/85)
Blocks	13, Baylor at Memphis, Tenn. (3/27/10)
Steals	20, Florida at Knoxville, Tenn. (2/26/06) 20, Georgia at Athens, Ga., (2/19/84)

MISCELLANEOUS SINGLE GAME RECORDS

MOST POINTS SCORED BY UT

Points	Opponent	Date
1. 136	Puerto Rico-Mayaguez	11/29/02
2. 133	Tennessee-Martin	11/19/99
3. 130	Hawaii Pacific	12/20/85
4. 125	DePaul	1/20/98
5. 124	Tennessee-Martin	2/13/79
6. 119	Mississippi	2/8/01
7. 118	Florida	2/8/80
118	Memphis State	2/19/92
9. 115	Eastern Kentucky	12/19/87
10. 114	Tennessee State	2/17/86

FEWEST POINTS SCORED BY UT

Points	Opponent	Date
1. 44	Notre Dame	1/23/12
2. 46	South Carolina	3/8/15
46	Louisiana Tech	3/26/82
4. 47	LSU	4/6/08
5. 48	Maryland	3/30/15
6. 50	Georgia	1/21/10
7. 51	Rutgers	12/29/04
51	Georgia	1/17/00
51	Long Beach State	12/13/83
10. 52	Stanford	12/19/09
52	Georgia	1/14/07
52	LSU	4/4/04
52	Georgia	2/10/02
52	Connecticut	4/2/00
52	Virginia	3/25/96
52	Texas	12/1/85
52	West Virginia	11/19/83
52	South Carolina	1/23/80

LARGEST MARGIN OF VICTORY

Margin	Opponent	Date
1. 110	Puerto Rico-Mayaguez	11/29/02
2. 92	Hawaii Pacific	12/20/85
3. 82	Florida Atlantic	1/21/92
4. 79	DePaul	1/20/98
5. 75	Eastern Kentucky	12/19/87
6. 74	Memphis	2/16/99
74	North Carolina A&T	3/16/94
74	Florida	2/8/80
9. 73	Stetson	11/26/89
73	Tennessee-Martin	11/19/99

LARGEST MARGIN OF DEFEAT

Margin	Opponent	Date
1. 31	Texas	12/11/84
2. 28	Notre Dame	1/23/12
3. 27	Georgia	1/17/00
4. 24	Connecticut	3/29/02
24	Southern Cal	3/28/86
24	Old Dominion	2/14/83
24	Louisiana Tech	12/15/80
8. 23	Baylor	12/18/12
23	Louisiana Tech	3/26/82
10. 22	Duke	1/23/06
22	Texas	12/1/85

MOST 1ST HALF POINTS SCORED BY UT

Points	Opponent	Date
1. 69	Puerto Rico-Mayaguez	11/29/02
2. 67	Hawaii Pacific	12/20/85
3. 63	Old Dominion	1/3/00
4. 62	Lipscomb	12/29/13
62	Western Carolina	3/20/05
62	Florida Atlantic	1/21/92
7. 61	DePaul	12/17/99
61	Vanderbilt	2/28/98
61	Illinois	11/25/00
10. 60	Tennessee State	2/17/86
60	Florida	2/8/80

FEWEST 1ST HALF POINTS SCORED BY UT

Points	Opponent	Date
1. 13	Rutgers	1/3/09
2. 14	Virginia	3/25/96
3. 15	Vanderbilt	2/13/11
4. 16	Baylor	12/18/12
16	Rutgers	12/29/04
16	Connecticut	1/5/97
16	Kentucky	3/13/81
8. 18	Arkansas	1/11/15
18	Alabama	2/2/14
18	Notre Dame	1/23/12
18	Stanford	12/19/09
18	Stanford	12/14/03

LARGEST HALFTIME LEAD FOR UT

Points	Opponent	Date
1. 55	Puerto Rico-Mayaguez	11/29/02
2. 52	Florida Atlantic	1/21/92
3. 47	Hawaii Pacific	12/20/85
4. 44	Maryland	12/4/94
5. 41	North Carolina A&T	3/16/94
6. 40	DePaul	1/20/98
7. 39	Florida	1/10/98
39	East Tennessee State	1/8/86
39	South Carolina	1/11/01
39	Kentucky	1/21/01

LARGEST HALFTIME DEFICIT FOR UT

Points	Opponent	Date
1. 25	Baylor	12/18/12
2. 20	Rutgers	1/3/09
3. 19	Mississippi	2/4/96
19	Southern Cal	3/28/86
5. 17	Rutgers	12/29/04
17	LSU	3/9/03
17	Illinois	12/12/97
8. 16	Chattanooga	11/26/14
16	Florida	1/21/97
16	South Carolina	2/15/96

MOST 2ND HALF POINTS SCORED BY UT

Points	Opponent	Date
1. 75	Tennessee-Martin	11/19/99
2. 71	Tennessee-Martin	2/13/79
3. 69	Notre Dame	1/7/94
69	Stetson	11/26/89
5. 68	Mississippi	2/8/01
6. 67	Puerto Rico-Mayaguez	11/29/02
67	DePaul	1/20/98
8. 64	Mississippi	2/6/05
64	Kentucky	2/18/88
10. 63	Eastern Kentucky	12/19/87
63	Hawaii Pacific	12/20/85

FEWEST 2ND HALF POINTS SCORED BY UT

Points	Opponent	Date
1. 17	Georgia	2/10/02
17	Old Dominion	1/26/80
17	South Carolina	1/23/80
4. 19	Louisiana Tech	12/4/02
5. 20	South Carolina	3/8/15
20	Georgia Tech	11/26/10
20	Georgia	1/21/10
20	West Virginia	11/19/83
9. 21	Georgia	1/17/00
10. 22	Connecticut	1/6/96
22	South Carolina	2/4/89

MOST POINTS SCORED BY AN OPPONENT

Points	Opponent	Date
1. 102	Auburn	3/6/87
102	Louisiana Tech	3/23/79
3. 99	Louisiana State	3/1/97
4. 98	Louisiana Tech	2/24/97
5. 97	Stanford	12/20/11
97	Texas	12/9/87
7. 96	Stanford	12/14/91
96	Kentucky	1/24/86
9. 95	Florida	2/26/06
10. 94	Georgia	12/8/96

FEWEST POINTS SCORED BY AN OPPONENT

Points	Opponent	Date
1. 26	Puerto Rico-Mayaguez	11/29/02
26	Florida Atlantic	1/21/92
3. 28	Manhattan	12/7/97
4. 29	Tennessee-Martin	12/5/06
29	Maryland	12/4/94
6. 32	Tennessee-Martin	11/23/97
7. 33	Stetson	11/20/05
33	Virginia Tech	2/25/95
33	Miami (Ohio)	11/23/77
10. 34	Stetson	3/19/11
34	San Francisco	12/22/09
34	Chattanooga	11/19/04

MOST 1ST HALF POINTS BY AN OPPONENT

Points	Opponent	Date
1. 52	Vanderbilt	1/19/96
2. 51	South Carolina	1/20/88
3. 50	Wisconsin	2/4/97
4. 49	Auburn	3/6/87
49	Kentucky	1/24/86
6. 48	Stanford	12/20/11
48	Texas	12/9/87
48	Montclair State	12/2/77
9. 47	Mississippi State	2/14/02
10. 46	DePaul	12/17/03
46	Purdue	11/15/98
46	Stanford	12/15/96

FEWEST 1ST HALF POINTS BY AN OPPONENT

Points	Opponent	Date
1. 8	Maryland	12/4/94
8	Stetson	11/26/89
3. 10	Florida Atlantic	1/21/92
10	East Tennessee State	1/8/86
5. 11	Georgia	3/6/15
11	Arkansas	1/8/12
11	South Carolina	2/1/07
11	Memphis State	2/6/89
9. 12	Stetson	11/20/05
10. 13	Rutgers	12/30/12
13	Mississippi State	2/16/12
13	Mississippi	1/31/08
13	Tennessee-Martin	12/5/06
13	Old Dominion	1/11/96

MOST 2ND HALF POINTS BY AN OPPONENT

Points	Opponent	Date
1. 62	Vanderbilt	1/31/94
2. 61	Louisiana State	3/1/97
3. 59	Maryland	1/15/81
4. 57	Georgia	12/8/96
57	Stanford	12/14/91
57	Louisiana Tech	3/23/79
7. 56	Colorado	12/20/93
56	UCLA	12/16/90
9. 55	Louisiana Tech	2/24/97
55	Mississippi	3/25/83

GENERAL

STAFF

PLAYERS

REVIEW

HISTORY

FACILITIES

NCAA

SEC

RECORDS

MEDIA INFO



FEWEST 2ND HALF POINTS BY AN OPPONENT

Points	Opponent	Date
1. 12	Puerto Rico-Mayaguez	11/29/02
2. 13	Lipscomb	12/29/13
3. 14	Stetson	3/19/11
14	George Washington	12/7/05
14	Manhattan	12/7/97
14	Georgia	2/25/95
14	Miami (Ohio)	11/23/77
8. 15	San Francisco	11/15/09
15	Alabama State	3/22/03
15	Memphis	2/16/99

OVERTIME GAMES

- All Games (46):** 30-16 (.652)
H: (6-5), **A:** (13-7), **N:** (11-4)
Regular Season (38): 24-14 (.605)
H: (5-5), **A:** (13-7), **N:** (6-2)
NCAA Tournament (6): 5-1 (.833)
H: (1-0), **A:** (0-0), **N:** (4-1)
SEC Tournament (2): 1-1 (1.000)
H: (0-0), **A:** (0-0), **N:** (1-1)

Tenn. Tech 89, Tennessee 84	H	2/6/76
UNC Greensboro 81, Tennessee 79	N	2/13/76
Tennessee 71, Memphis St 69	N	3/6/76
Tennessee 82, Tenn. Tech 81	A	1/18/78
Tennessee 92, Kentucky 90	A	1/28/78
LSU 85, Tennessee 80	A	1/24/79
Tennessee 91, Kentucky 83	A	2/2/80
Tennessee 73, Georgia 68	N	12/17/80
Tennessee 93, Maryland 91	A	1/15/81
Ohio State 83, Tennessee 82	N	12/17/81(2OT)
§ Tennessee 91, So. Cal 90	H	3/21/82
Old Dominion 78, Tennessee 72	H	11/30/82
§ Tennessee 90, Mississippi 83	N	3/25/83(3OT)
Kentucky 76, Tennessee 72	H	1/23/85
Tennessee 62, La. Tech 61	N	11/27/88
§ Virginia 79, Tennessee 75	N	3/24/90
Tennessee 71, Florida 70	A	1/16/91
§ Tennessee 70, Virginia 67	N	3/31/91
Stanford 96, Tennessee 95	A	12/14/91
Mississippi 80, Tennessee 78	A	1/18/92
Tennessee 74, Stanford 73	N	12/6/92
Tennessee 86, Colorado 82	H	12/20/93
Tennessee 95, Kentucky 89	A	2/18/94
Tennessee 79, S. Carolina 73	A	2/15/96
Tennessee 72, Auburn 67	H	2/18/96
§ Tennessee 88, Connecticut 83	N	3/29/96
Georgia 94, Tennessee 93	H	12/8/96
Tennessee 68, Texas 65	H	12/21/96
Tennessee 92, Vanderbilt 79	A	1/19/97
# Tennessee 100, LSU 99	N	3/1/97
Connecticut 63, Tennessee 62	A	1/4/03
Tennessee 70, Stanford 66	A	12/14/03
Tennessee 96, DePaul 89	A	12/17/03
Tennessee 68, Auburn 61	H	2/1/04
# Georgia 68, Tennessee 66	N	3/6/04
Tennessee 91, Florida 82	H	2/3/05
Florida 95, Tennessee 93	H	2/26/06
Tennessee 75, Arkansas 68	A	2/22/07
Stanford 73, Tennessee 69	A	12/22/07
Tennessee 79, Stanford 69	H	12/21/08
Tennessee 82, Stanford 72	H	12/19/10
Virginia 69, Tennessee 64	A	11/20/11
Arkansas 72, Tennessee 71	H	2/23/12
Tennessee 88, Mid. Tennessee 81	H	11/28/12
Tennessee 78, Florida 75	A	1/13/13
§ Tennessee 73, Gonzaga 69	N	3/28/15

§ - NCAA Tournament game
 # - SEC Tournament game

DOUBLE-DOUBLES

▲ FRESHMEN (2 OR MORE)

Holdsclaw, Chamique 16
Frost, Sheila 11
Graves, Bashaara 10
Parker, Candace 10
Catchings, Tamika 9
Horton, Karla 7
Johnson, Tiffani 6
Johnson, Glory 5
Gordon, Bridgette 4
Morton, Karen 4
Anosike, Nicky 3
Ostrowski, Mary 3
Snow, Michelle 3
Cain, Kelley 2
Brewer, Alyssia 2
Stricklen, Shekinna 2
Ely, Shyra 2
Evans, Peggy 2
Groover, Debbie 2
Thompson, Pashen 2

▲ SOPHOMORES (2 OR MORE)

Parker, Candace 21
Holdsclaw, Chamique 16
Ostrowski, Mary 11
Groover, Debbie 10
Horton, Karla 10
Gordon, Bridgette 9
Catchings, Tamika 8
Ward, Vonda 8
Harrison, Isabelle 6
Towns, Paula 6
Burdick, Cierra 5
Johnson, Glory 5
Ely, Shyra 5
Evans, Peggy 5
Haave, Tanya 5
Jackson, Gwen 5
Cain, Kelley 4
Charles, Daedra 4
Ely, Cindy 4
Johnson, Dana 4
Shekinna, Stricklen 4
Baugh, Vicki 3
Freeman, Valerie 3
Frost, Sheila 3
Manning, Alicia 3
Noble, Cindy 3
Randall, Semeka 3
Snow, Michelle 3

Graves, Bashaara 3

Brewer, Alyssia 2

▲ JUNIORS (2 OR MORE)

Harrison, Isabelle 18
Holdsclaw, Chamique 16
Parker, Candace 14
Charles, Daedra 13
Johnson, Glory 12
Noble, Cindy 11
Stricklen, Stricklen 11
Johnson, Tiffani 9
Ostrowski, Mary 9

Graves, Bashaara 8

Catchings, Tamika 8
Ely, Shyra 8
Frost, Sheila 8
Haave, Tanya 8
McCray, Nikki 8
Thompson, Pashen 8
Burdick, Cierra 6
Jackson, Gwen 6
Johnson, Dana 6
Groover, Debbie 5
Horton, Karla 5
Snow, Michelle 5
Ward, Vonda 5
Brogdon, Cindy 5
Fluker, Tye'sha 3
Towns, Paula 3

Butts, Tasha 3

Moore, Nia 2

Massengale, Ariel 2
Gordon, Bridgette 2
Cain, Kelley 2

▲ SENIORS (2 OR MORE)

Collins, Sheila 14
Harrison, Lisa 14
Johnson, Glory 14
Charles, Daedra 13
Ostrowski, Mary 12
Burdick, Cierra 9
Holdsclaw, Chamique 9
Johnson, Dana 9
Webb, Lisa 9
Frost, Sheila 8
Rankin, Jill 8
Harrison, Isabelle 7
Catchings, Tamika 7
Ely, Shyra 7
Anosike, Nicky 6
Gordon, Bridgette 6
Jackson, Gwen 6
Noble, Cindy 6
Stricklen, Shekinna 5
Baugh, Vicki 4
Thompson, Pashen 4
Butts, Tasha 3
Fuller, Alex 3
Groover, Debbie 3
Robinson, Ashley 2
Snow, Michelle 2
Williams, Kamiko 2

▲ MOST IN CAREER (5 OR MORE)

Holdsclaw, Chamique 57
Parker, Candace 45
Johnson, Glory 36
Ostrowski, Mary 35
Catchings, Tamika 32
Harrison, Isabelle 31
Charles, Daedra 30
Frost, Sheila 30
Ely, Shyra 22
Horton, Karla 22
Stricklen, Shekinna 22
Burdick, Cierra 21

Graves, Bashaara 21

Gordon, Bridgette 21
Johnson, Dana 20
Groover, Debbie 20
Noble, Cindy 20
Jackson, Gwen 18
Harrison, Lisa 17
Johnson, Tiffani 17
Collins, Sheila 15
Thompson, Pashen 15
Ward, Vonda 15
Haave, Tanya 14
Snow, Michelle 13
Anosike, Nicky 11
Webb, Lisa 11
McCray, Nikki 10
Towns, Paula 10
Evans, Peggy 9
Rankin, Jill 8
Cain, Kelley 8
Randall, Semeka 7
Butts, Tasha 6
Brogdon, Cindy 5

▲ POINTS AND ASSISTS DD

Massengale, Ariel 3
Clower, Susan 1
Henry, Lea 1
Hornbuckle, Alexis 1
Marciniak, Michelle 1
Marsh, Dawn 1
McGhee, Carla 1
Middleton, Alexa 1
Simmons, Meighan 1
Stricklen, Shekinna 1
Warlick, Holly 1
Zolman, Shanna 1

LADY VOL RECORDS

SINGLE GAME RECORDS: INDIVIDUAL

FIELD GOALS MADE

FGM	Player	Date	Game
1. 24	Patricia Roberts	1/13/76	Kentucky
2. 19	Patricia Roberts	1/24/77	East Tennessee St.
3. 18	Patricia Roberts	3/24/77	vs. Kansas State
18	Patricia Roberts	1/6/77	Marshall
5. 17	Tanya Haave	12/11/82	at Stephen F. Austin
17	Sue Thomas	1/14/76	at Western Carolina
7. 16	Sheila Frost	1/17/88	Vanderbilt
16	Tanya Haave	2/9/83	at Kentucky
16	Patricia Roberts	3/3/77	vs. Middle Tenn. St.
16	Patricia Roberts	1/14/77	at Western Carolina

FIELD GOALS ATTEMPTED

FGA	Player	Date	Game
1. 31	Jill Rankin	1/4/80	North Carolina St.
31	Patricia Roberts	11/13/76	Kentucky
31	Sue Thomas	1/14/76	at Western Carolina
4. 29	Cindy Brogdon	1/28/78	at Kentucky
5. 28	Chamique Holdscraw	12/15/96	Stanford
28	Shelia Collins	3/3/85	at Mississippi
28	Cindy Brogdon	3/23/79	vs. Louisiana Tech
28	Cindy Brogdon	2/12/78	Memphis State
9. 27	Candace Parker	4/6/08	vs. Louisiana State
27	Chamique Holdscraw	3/16/98	Western Kentucky
27	Shelia Collins	2/2/85	Georgia

FIELD GOAL PERCENTAGE

FG%	Player (FGM-FGA)	Date	Game
1. 1.000	Gwen Jackson (14-14)	11/29/02	at PR-Mayaguez
2. 1.000	Gwen Jackson (9-9)	11/25/00	vs. Illinois
1.000	Nikki McCray (9-9)	1/22/94	at Mississippi St.
1.000	Sheila Frost (9-9)	12/16/87	at Oregon State
1.000	Lynne Collins (9-9)	12/17/82	at Louisiana St.
1.000	Jerilynn Harper (9-9)	1/29/79	Louisiana State
7. 1.000	Bashaara Graves (7-7)	2/12/15	at Mississippi
8. 1.000	Nia Moore (6-6)	3/6/15	vs. Georgia
1.000	Bashaara Graves (6-6)	12/17/13	Tennessee State
1.000	Ariel Massengale (6-6)	1/3/12	Chattanooga
1.000	Kamiko Williams (6-6)	11/15/10	Chattanooga
1.000	Kelley Cain (6-6)	12/6/09	Texas
1.000	Nicky Anosike (6-6)	11/26/07	Louisiana Tech
1.000	Loree Moore (6-6)	11/29/02	at PR-Mayaguez

THREE-POINT FIELD GOALS MADE

3PM	Player	Date	Game
1. 8	Ariel Massengale	3/1/15	Vanderbilt
8	Meighan Simmons	11/28/13	vs. Virginia
8	Meighan Simmons	12/1/10	Lamar
4. 7	Angie Bjorklund	3/6/11	vs. Kentucky
7	Angie Bjorklund	1/24/08	Arkansas
7	Angie Bjorklund	1/5/08	Notre Dame
7	Angie Bjorklund	12/16/07	Gonzaga
7	Shanna Zolman	2/19/06	at Alabama
9. 6	Ariel Massengale	11/21/14	Winthrop
6	Shekinna Stricklen	1/30/11	at Arkansas
6	Angie Bjorklund	2/14/10	Florida
6	Angie Bjorklund	1/28/10	Auburn
6	Angie Bjorklund	3/6/09	vs. Florida
6	Angie Bjorklund	12/18/08	at Old Dominion
6	Shannon Bobbitt	11/15/07	vs. Oklahoma
6	Shannon Bobbitt	1/28/07	at Alabama
6	Tasha Butts	2/15/04	at Vanderbilt
6	Kara Lawson	3/08/03	Mississippi State
6	Kara Lawson	2/27/03	Vanderbilt
6	Kara Lawson	1/12/03	Auburn
6	Kara Lawson	12/21/02	at Texas
6	Kara Lawson	1/30/00	Kentucky
6	Abby Conklin	12/18/96	at Texas Tech

THREE-POINT FIELD GOALS ATTEMPTED

3PA	Player	Date	Game
1. 17	Meighan Simmons	11/28/13	vs. Virginia
2. 16	Angie Bjorklund	1/24/08	Arkansas

3. 15	Meighan Simmons	12/1/10	Lamar
4. 14	Meighan Simmons	1/15/11	Vanderbilt
5. 13	Angie Bjorklund	3/6/10	vs. Vanderbilt
13	Shanna Zolman	3/21/06	vs. G. Washington
7. 12	Ariel Massengale	1/25/15	Georgia
12	Meighan Simmons	4/2/13	vs. Louisville
12	Angie Bjorklund	1/15/11	Vanderbilt
12	Angie Bjorklund	3/20/10	vs. Austin Peay
12	Angie Bjorklund	2/14/10	Florida
12	Angie Bjorklund	1/28/10	Auburn
12	Angie Bjorklund	2/8/09	at Florida
12	Angie Bjorklund	12/16/07	Gonzaga
12	Shanna Zolman	2/19/06	at Alabama

THREE-POINT FIELD GOAL PERCENTAGE

3P%	Player (3PM-3PA)	Date	Game
1. 1.000	Tasha Butts (6-6)	2/15/04	at Vanderbilt
1.000	Kara Lawson (6-6)	2/27/03	Vanderbilt
3. 1.000	Sidney Spencer (5-5)	1/7/06	Connecticut
1.000	Kara Lawson (5-5)	2/2/03	at Vanderbilt
5. 1.000	Meighan Simmons (4-4)	1/2/14	LSU
1.000	Ariel Massengale (4-4)	1/3/12	Chattanooga
1.000	Angie Bjorklund (4-4)	2/27/11	LSU
1.000	Angie Bjorklund (4-4)	1/6/11	Alabama
1.000	Sidney Spencer (4-4)	2/2/06	at Mississippi
1.000	Laurie Milligan (4-4)	12/4/94	at Maryland
1.000	Jody Adams (4-4)	2/13/91	DePaul

FREE THROWS MADE

FTM	Player	Date	Game
1. 17	Candace Parker	12/13/07	Middle Tennessee
17	Bridgette Gordon	3/25/89	vs. Long Beach St.
3. 16	Shelia Collins	1/25/85	at Old Dominion
4. 15	Chamique Holdscraw	2/12/98	at Memphis
15	Shelia Collins	2/27/85	Louisiana State
6. 14	Shelia Collins	3/25/84	Georgia
7. 13	Chamique Holdscraw	3/23/98	vs. North Carolina
13	Tonya Edwards	3/24/90	vs. Virginia
13	Bridgette Gordon	3/6/89	vs. Auburn
13	Gail Dobson	3/1/75	vs. Union (Tenn.)
13	Gail Dobson	2/14/75	vs. Appalachian St.

FREE THROWS ATTEMPTED

FTA	Player	Date	Game
1. 21	Candace Parker	12/13/07	Middle Tennessee
2. 20	Bridgette Gordon	3/25/89	vs. Long Beach St.
3. 19	Shelia Collins	1/25/85	at Old Dominion
4. 18	Tonya Edwards	3/24/90	vs. Virginia
5. 17	Candace Parker	3/30/08	vs. Notre Dame
17	Chamique Holdscraw	2/12/98	at Memphis
7. 16	Isabelle Harrison	1/2/14	LSU
16	Glory Johnson	3/4/11	vs. Florida
16	Candace Parker	2/26/06	Florida
16	Daedra Charles	3/2/91	vs. Vanderbilt
16	Shelia Collins	2/27/85	Louisiana State
16	Shelia Collins	3/25/84	Georgia

FREE THROW PERCENTAGE

FT%	Player (FTM-FTA)	Date	Game
1. 1.000	Gail Dobson (13-13)	3/1/75	vs. Union (Tenn.)
2. 1.000	Gail Dobson (12-12)	2/27/75	vs. Union (Tenn.)
3. 1.000	Debbie Groover (11-11)	11/23/77	Miami (Ohio)
4. 1.000	Ariel Massengale (10-10)	1/5/14	at Georgia
1.000	Ariel Massengale (10-10)	11/18/12	at Miami (Fla.)
1.000	Shekinna Stricklen (10-10)	1/15/09	at Mississippi St.
1.000	Shanna Zolman (10-10)	1/7/06	Connecticut
1.000	Laurie Milligan (10-10)	1/19/97	at Vanderbilt
1.000	Tiffany Woosley (10-10)	3/6/94	vs. Alabama
1.000	Tiffany Woosley (10-10)	2/5/94	Alabama
1.000	Sheila Frost (10-10)	1/23/89	Southern Illinois
1.000	Tonya Edwards (10-10)	1/7/87	at Old Dominion

POINTS

Points	Player	Date	Game
1. 51	Patricia Roberts	11/13/76	Kentucky

GENERAL

STAFF

PLAYERS

REVIEW

HISTORY

FACILITIES

NCAA

SEC

RECORDS

MEDIA INFO



LADY VOL RECORDS

2.	43	Tanya Haave	12/11/82	at Stephen F. Austin
43		Patricia Roberts	1/24/77	East Tennessee St.
4.	40	Shelia Collins	3/3/85	at Mississippi
40		Patricia Roberts	3/26/77	vs. Immaculata
6.	39	Chamique Holdscaw	3/15/99	Boston College
39		Chamique Holdscaw	2/14/98	Auburn
39		Gail Dobson	3/1/75	vs. Union (Tenn.)
9.	38	Tamika Catchings	2/26/99	vs. Florida
38		Patricia Roberts	1/6/77	Marshall

REBOUNDS

Rebs	Player	Date	Game
1.	24	Patricia Roberts	2/19/77 vs. Anderson J.C.
2.	22	Daedra Charles	3/16/91 S.W. Missouri State
22		Karla Horton	11/24/85 East Carolina
4.	21	Glory Johnson	3/19/12 DePaul
5.	20	Sheila Frost	12/20/87 Northern Illinois
20		Debbie Groover	1/27/79 Valdosta State
20		Cindy Brogdon	2/12/78 at Kentucky
20		Patricia Roberts	3/10/77 vs. Clemson
20		Patricia Roberts	3/3/77 vs. Middle Tenn. St.
20		Patricia Roberts	2/12/77 at Eastern Kentucky
20		Patricia Roberts	11/13/76 Kentucky

ASSISTS

Assts	Player	Date	Game
1.	18	Dawn Marsh	3/6/88 vs. Georgia
14		Holly Warlick	2/12/78 Memphis State
3.	13	Ariel Massengale	11/28/13 vs. Virginia
13		Shannon Bobbitt	12/16/07 Gonzaga
13		Dawn Marsh	1/11/87 Kentucky
6.	12	Ariel Massengale	1/2/14 LSU
12		Ariel Massengale	1/15/12 Vanderbilt
12		Shekina Stricklen	1/3/10 Oklahoma
12		Michelle Marciniak	2/25/95 Georgia
12		Dawn Marsh	1/17/88 Vanderbilt
12		Dawn Marsh	3/20/86 vs. Georgia
12		Lea Henry	2/28/82 at Kentucky
12		Holly Warlick	3/5/80 Clemson

BLOCKED SHOTS

Blocks	Player	Date	Game
1.	12	Kelley Cain	2/22/10 Alabama
2.	8	Kelley Cain	2/4/10 Arkansas
8		Ashley Robinson	12/11/03 Rutgers
4.	7	Isabelle Harrison	1/3/13 at South Carolina
7		Kelley Cain	2/25/10 Kentucky
7		Kelley Cain	2/14/10 Florida
7		Kelley Cain	3/5/09 vs. Alabama
7		Candace Parker	11/28/06 at Louisiana Tech
7		Candace Parker	11/24/05 vs. Michigan State
7		Michelle Snow	3/31/00 vs. Rutgers
7		Cindy Noble	3/21/81 Illinois State

STEALS

Steals	Player	Date	Game
1.	11	Michelle Marciniak	1/14/96 at Kentucky
2.	10	Shelia Collins	2/8/85 at Florida State
3.	9	Holly Warlick	1/24/79 at Louisiana State
4.	8	Alexis Hornbuckle	3/25/08 at Purdue
8		Alberta Auguste	11/28/06 at Louisiana Tech
8		Loree Moore	11/19/04 at Chattanooga
8		Tamika Catchings	2/16/99 Memphis
8		Nikki McCray	2/12/95 Vanderbilt
8		Nikki McCray	1/20/94 Virginia Tech
8		Nikki McCray	1/7/94 at Notre Dame
8		Nikki McCray	12/9/92 UNC-Charlotte
8		Nikki McCray	2/19/92 at Memphis State

SINGLE GAME RECORDS: TEAM

FIELD GOALS MADE

FGM	Game	Date
1.	58	at Hawaii Pacific 12/20/85
2.	57	at Puerto Rico-Mayaguez 11/29/02
3.	55	Tennessee-Martin 2/13/79
4.	53	Marshall 1/6/77

5.	52	Chattanooga State J.C.	1/29/76
6.	50	Tennessee-Martin	11/19/99
50		vs. Tenn.-Chattanooga	2/28/75
8.	48	at Memphis State	2/19/92
48		Stetson	11/26/89
10.	47	Shorter	1/11/75

FIELD GOALS ATTEMPTED

FGA	Game	Date
1.	98	at Youngstown State 2/9/93
2.	97	Stetson 11/26/89
3.	96	Chattanooga State J.C. 1/29/76
4.	92	Tennessee State 2/27/88
5.	91	Providence 1/25/93
6.	90	vs. Ohio State 12/17/81
90		at Kentucky 1/28/78
8.	88	vs. Memphis State 3/2/78
9.	87	vs. George Mason 12/6/97
87		Vanderbilt 1/17/88

FIELD GOAL PERCENTAGE

FG%	Game (FGM-FGA)	Date
1.	.721	at Old Dominion (44-61) 1/4/89
2.	.717	vs. Valdosta State (43-60) 11/29/80
3.	.716	at Hawaii Pacific (58-81) 12/20/85
4.	.692	at UCLA (36-52) 12/17/11
5.	.691	St. Joseph's (38-55) 11/16/98
6.	.673	at Purdue (37-55) 12/2/95
.673		at Notre Dame (37-55) 1/7/94
8.	.672	vs. Old Dominion (43-64) 12/30/09
9.	.663	at Puerto Rico-Mayaguez (57-86) 11/29/02
10.	.662	at Memphis State (43-65) 2/24/86

THREE-POINT FIELD GOALS MADE

3PM	Game	Date
1.	16	vs. Kentucky 3/6/11
2.	15	Lamar 12/1/10
15		Chattanooga 11/15/10
4.	13	Auburn 1/28/10
13		Arkansas 1/24/08
13		Mississippi 2/6/05
13		vs. Army 11/30/02
8.	12	Vanderbilt 3/1/15
12		vs. Oral Roberts 3/23/08
12		Mississippi 2/8/01

THREE-POINT FIELD GOALS ATTEMPTED

3PA	Game	Date
1.	36	Lamar 12/1/10
2.	35	Chattanooga 11/15/10
3.	32	Vanderbilt 1/15/11
4.	30	Arkansas 1/24/08
5.	29	vs. Oral Roberts 3/23/08
6.	27	UT Martin 3/17/12
27		Mississippi 2/6/05
8.	26	vs. Virginia 11/28/13
26		at Texas Tech 12/18/96
10.	25	Alabama 2/12/09
25		Mississippi State 1/26/03

THREE-POINT FIELD GOAL PERCENTAGE

3P%	Game (3PM-3PA)	Date
1.	.875	at Notre Dame (7-8) 1/7/94
2.	.857	vs. Vanderbilt (6-7) 2/28/98
3.	.833	DePaul (5-6) 2/13/91
4.	.762	vs. Kentucky (16-21) 3/6/11
5.	.733	Princeton (11-15) 12/20/05
6.	.727	vs. Ole Miss (8-11) 3/27/07
7.	.714	Kentucky (5-7) 2/11/07
.714		Vanderbilt (5-7) 2/18/99
.714		Stanford (5-7) 12/1/94
.714		at Memphis State (5-7) 2/19/92
.714		Florida Atlantic (5-7) 1/21/92

LADY VOL RECORDS

FREE THROWS MADE

FTM	Game	Date
1. 40	at Florida	2/3/05
2. 38	vs. Long Beach State	3/25/89
3. 37	at Vanderbilt	1/19/97
4. 36	Long Beach State	12/3/88
5. 35	Southern California	3/21/82
6. 34	vs. Alabama	3/6/94
34	vs. Georgia	3/5/94
8. 33	at Old Dominion	1/7/87
9. 32	Connecticut	1/7/06
32	Florida	2/19/04
32	at Memphis	2/12/98

FREE THROWS ATTEMPTED

FTA	Game	Date
1. 53	Long Beach State	12/3/88
2. 48	vs. Long Beach State	3/25/89
3. 47	Tennessee State	2/17/86
4. 46	at Florida	2/3/05
5. 45	Memphis	2/16/99
45	UCLA	12/21/98
45	at Vanderbilt	1/19/97
8. 44	vs. Alabama	3/6/94
9. 43	at Chattanooga	11/21/08
43	vs. Stanford	12/1/94

FREE THROW PERCENTAGE

FT%	Game (FTM-FTA)	Date
1. 1.000	Alabama (18-18)	2/19/15
1.000	LSU (10-10)	2/22/10
1.000	vs. Southern California (9-9)	4/1/84
1.000	Tenn.-Chattanooga (6-6)	12/5/84
5. .958	Vanderbilt (23-24)	2/27/03
.958	at Kentucky (23-24)	2/13/85
7. .956	Wake Forest (22-23)	3/19/88
8. .955	vs. Gonzaga (21-22)	3/28/15
9. .952	vs. Georgia (20-21)	1/25/15
10. .950	Georgia (19-20)	1/12/06
.950	Alabama (19-20)	1/2/0/02

POINTS

Points	Game	Date
1. 136	at Puerto Rico-Mayaguez	11/29/02
2. 133	Tennessee-Martin	11/19/99
3. 130	at Hawaii Pacific	12/20/85
4. 125	at DePaul	1/20/98
5. 124	Tennessee-Martin	2/13/79
6. 119	Mississippi	2/8/01
7. 118	at Memphis State	2/19/92
118	Florida	2/8/80
9. 115	Eastern Kentucky	12/19/87
10. 114	Tennessee State	2/17/86

REBOUNDS

Reb	Game	Date
1. 76	Tennessee State	2/27/88
2. 74	Troy	12/14/13
3. 72	Belmont	3/1/79
4. 71	Saint Francis	12/3/14
71	at Youngstown State	2/9/93
6. 70	Tennessee State	2/17/86
7. 66	Virginia	11/19/95
8. 65	Georgia Tech	11/17/13
65	vs. Marquette	11/23/96
10. 64	San Francisco	11/15/08
64	vs. George Mason	12/6/97
64	South Carolina State	3/19/83
64	vs. Washington State	12/16/81

ASSISTS

Assists	Game	Date
1. 41	at Hawaii Pacific	12/20/85
2. 36	East Tennessee State	2/5/80
3. 35	Kansas State	1/7/82

4. 33	vs. Valdosta State	11/29/80
5. 32	at Fullerton State	12/16/79
6. 31	Lipscomb	12/29/13
31	Stetson	11/26/89
31	Tennessee Tech	3/15/87
31	at Memphis State	2/24/86
31	Tennessee State	2/17/86
31	at San Jose State	12/15/79

BLOCKED SHOTS

Blocks	Game	Date
1. 15	Kentucky	2/25/10
2. 14	LSU	2/22/10
3. 13	Eastern Kentucky	12/19/87
4. 12	Alabama	1/6/11
12	Florida	2/14/10
12	Louisville	12/16/09
12	Auburn	1/10/08
12	Notre Dame	12/30/06
12	vs. Colgate	3/20/04
10. 11	Tennessee State	12/17/13
11	at South Carolina	1/3/13
11	South Carolina	1/7/10
11	vs. Florida	3/7/08
11	Louisiana Tech	11/26/07
11	Connecticut	2/1/01
11	Mississippi	2/4/99
11	Liberty	3/14/98
11	at DePaul	1/20/98
11	at Tennessee-Martin	11/23/97
11	Tennessee State	2/17/86

STEALS

Steals	Game	Date
1. 38	at Hawaii Pacific	12/20/85
2. 27	Louisiana State	2/22/98
3. 24	at Tennessee-Martin	11/23/97
24	Providence	1/25/93
24	North Carolina-Charlotte	12/9/92
24	Mississippi State	2/19/87
7. 23	at George Washington	11/27/01
23	Radford	3/16/96
23	at Notre Dame	1/7/94
23	Kentucky	2/17/79

SINGLE SEASON RECORDS

INDIVIDUAL

GAMES PLAYED

Games	Player	Year
1. 39	Tamika Catchings	1997-98
39	Teresa Geter	1997-98
39	Chamique Holdsclaw	1997-98
39	Kellie Jolly	1997-98
39	LaShonda Stephens	1997-98
39	Kyra Elzy	1996-97
39	Chamique Holdsclaw	1996-97
39	Brynae Laxton	1996-97
39	Cindy Brogdon	1978-79
39	Susan Clower	1978-79
39	Debbie Groover	1978-79
39	Kathy O'Neil	1978-79
39	Holly Warlick	1978-79

GAMES STARTED

Starts	Player	Year
1. 39	Chamique Holdsclaw	1997-98
39	Cindy Brogdon	1978-79
39	Debbie Groover	1978-79
39	Holly Warlick	1978-79
5. 38	Nicky Anosike	2007-08
38	Shannon Bobbitt	2007-08
38	Gwen Jackson	2002-03
38	Kara Lawson	2002-03
38	Loree Moore	2002-03
38	Tamika Catchings	1997-98

38	Kellie Jolly	1997-98
38	Chamique Holdsclaw	1996-97
38	Pashen Thompson	1996-97
38	Cindy Noble	1979-80
38	Jill Rankin	1979-80
38	Holly Warlick	1979-80

FIELD GOALS MADE

FGM	Player	Year
1. 428	Trish Roberts	1976-77
2. 370	Chamique Holdsclaw	1997-98
3. 344	Cindy Brogdon	1978-79
4. 332	Chamique Holdsclaw	1996-97
5. 300	Candace Parker	2007-08
300	Bridgette Gordon	1988-89
7. 296	Jill Rankin	1979-80
8. 294	Chamique Holdsclaw	1998-99
9. 289	Bridgette Gordon	1987-88
10. 286	Cindy Brogdon	1977-78

FIELD GOALS ATTEMPTED

FGA	Player	Year
1. 693	Cindy Brogdon	1978-79
2. 678	Chamique Holdsclaw	1997-98
3. 667	Chamique Holdsclaw	1996-97
4. 662	Trish Roberts	1976-77
5. 593	Cindy Brogdon	1977-78
6. 567	Chamique Holdsclaw	1998-99
7. 563	Bridgette Gordon	1988-89
8. 560	Candace Parker	2007-08
9. 536	Jill Rankin	1979-80
10. 534	Bridgette Gordon	1987-88

FIELD GOAL PERCENTAGE (MIN. 250 ATTEMPTS)

FG%	Player (FGM-FGA)	Year
1. .679	Cindy Noble (266-392)	1979-80
2. .647	Trish Roberts (428-662)	1976-77
3. .615	Sheila Frost (208-338)	1987-88
4. .614	Dana Johnson (215-350)	1994-95
5. .597	Cindy Noble (178-298)	1980-81
6. .590	Sheila Frost (161-273)	1986-87
7. .586	Mary Ostrowski (190-324)	1982-83
8. .582	Cindy Noble (170-292)	1978-79
9. .580	Sheila Frost (181-312)	1985-86
10. .578	Sheila Frost (204-353)	1988-89

THREE-POINT FIELD GOALS MADE

3PM	Player	Year
1. 103	Shanna Zolman	2005-06
2. 102	Angie Bjorklund	2009-10
3. 79	Kara Lawson	1999-00
4. 78	Shannon Bobbitt	2007-08
5. 77	Kara Lawson	2002-03
6. 74	Ariel Massengale	2014-15
7. 73	Angie Bjorklund	2010-11
8. 72	Meighan Simmons	2013-14
9. 69	Meighan Simmons	2012-13
69	Shannon Bobbitt	2006-07

THREE-POINT FIELD GOALS ATTEMPTED

3PA	Player	Year
1. 239	Angie Bjorklund	2009-10
2. 238	Shanna Zolman	2005-06
3. 202	Ariel Massengale	2014-15
4. 200	Meighan Simmons	2013-14
5. 195	Shannon Bobbitt	2007-08
6. 189	Meighan Simmons	2012-13
7. 187	Meighan Simmons	2010-11
8. 185	Angie Bjorklund	2007-08
9. 181	Kara Lawson	1999-00
10. 171	Kara Lawson	2002-03

GENERAL

STAFF

PLAYERS

REVIEW

HISTORY

FACILITIES

NCAA

SEC

RECORDS

MEDIA INFO



LADY VOL RECORDS

THREE-POINT FIELD GOAL PCT.

(MIN. 50 ATTEMPTS)

3P%	Player (3PM-3PA)	Year
1. .490	Dena Head (25-51)	1990-91
2. .455	Tiffany Woosley (46-101)	1993-94
3. .451	Angie Bjorklund (73-162)	2010-11
4. .450	Kara Lawson (77-171)	2002-03
5. .436	Shanna Zolman (68-156)	2004-05
.436	Kara Lawson (79-181)	1999-00
7. .434	Sidney Spencer (53-122)	2005-06
8. .433	Shanna Zolman (103-238)	2005-06
9. .427	Angie Bjorklund (102-239)	2009-10
10. .426	Shanna Zolman (58-136)	2003-04

FREE THROWS MADE

FTM	Player	Year
1. 201	Candace Parker	2007-08
2. 166	Candace Parker	2006-07
166	Chamique Holdsclaw	1997-98
4. 165	Tamika Catchings	1997-98
5. 159	Candace Parker	2005-06
6. 155	Semeka Randall	1997-98
7. 147	Dana Johnson	1994-95
8. 145	Cindy Noble	1979-80
9. 138	Jill Rankin	1979-80
138	Glory Johnson	2011-12

FREE THROWS ATTEMPTED

FTA	Player	Year
1. 288	Candace Parker	2007-08
2. 232	Candace Parker	2006-07
3. 227	Glory Johnson	2010-11
4. 218	Candace Parker	2005-06
5. 217	Glory Johnson	2011-12
217	Tamika Catchings	1997-98
217	Chamique Holdsclaw	1997-98
8. 213	Semeka Randall	1997-98
9. 208	Daedra Charles	1990-91
10. 205	Dana Johnson	1994-95

FREE THROW PCT. (MIN. 50 ATTEMPTS)

FT%	Player (FTM-FTA)	Year
1. .957	Shanna Zolman (88-92)	2003-04
2. .944	Shanna Zolman (85-90)	2005-06
3. .900	Sidney Spencer (54-60)	2006-07
4. .892	Shanna Zolman (58-65)	2002-03
5. .884	Kara Lawson (99-112)	2002-03
6. .880	Tiffany Woosley (110-125)	1993-94
7. .879	Latina Davis (51-58)	1993-94
8. .864	Cindy Brogdon (102-118)	1977-78
9. .862	Shanna Zolman (75-87)	2004-05
10. .860	Ariel Massengale (74-86)	2014-15

POINTS

Points	Player	Year
1. 987	Trish Roberts	1976-77
2. 915	Chamique Holdsclaw	1997-98
3. 809	Candace Parker	2007-08
4. 803	Chamique Holdsclaw	1996-97
5. 784	Cindy Brogdon	1978-79
6. 735	Bridgette Gordon	1988-89
7. 730	Jill Rankin	1979-80
8. 724	Chamique Holdsclaw	1998-99
9. 711	Tamika Catchings	1997-98
10. 706	Candace Parker	2006-07

POINTS AVERAGE

Points	Player	Year
1. 29.9	Patricia Roberts	1976-77
2. 23.5	Chamique Holdsclaw	1997-98
3. 21.7	Cindy Brogdon	1977-78
4. 21.3	Candace Parker	2007-08
21.3	Chamique Holdsclaw	1998-99
6. 20.8	Bridgette Gordon	1987-88

7. 20.6	Chamique Holdsclaw	1996-97
8. 20.4	Bridgette Gordon	1988-89
9. 20.1	Cindy Brogdon	1978-79
10. 19.6	Candace Parker	2006-07

REBOUNDS

Reb	Player	Year
1. 467	Trish Roberts	1976-77
2. 367	Chamique Holdsclaw	1996-97
3. 359	Glory Johnson	2010-11
4. 355	Glory Johnson	2011-12
5. 352	Candace Parker	2006-07
6. 338	Debbie Groover	1978-79
7. 328	Chamique Holdsclaw	1997-98
8. 326	Isabelle Harrison	2013-14
9. 326	Chamique Holdsclaw	1995-96
10. 322	Candace Parker	2007-08
322	Daedra Charles	1990-91

REBOUND AVERAGE

RPG	Player	Year
1. 14.2	Trish Roberts	1976-77
2. 9.9	Glory Johnson	2011-12
3. 9.8	Candace Parker	2006-07
4. 9.7	Glory Johnson	2010-11
5. 9.4	Chamique Holdsclaw	1996-97
9.4	Lisa Harrison	1992-93
9.4	Sheila Frost	1985-86
9.4	Shelia Collins	1984-85
9.3	Isabelle Harrison	2013-14
10. 9.2	Karla Horton	1985-86
9.2	Daedra Charles	1990-91

ASSISTS

Assists	Player	Year
1. 243	Dawn Marsh	1987-88
2. 225	Holly Warlick	1979-80
3. 204	Michelle Marciniak	1994-95
4. 193	Dawn Marsh	1986-87
5. 192	Dawn Marsh	1985-86
6. 181	Holly Warlick	1978-79
7. 165	Lea Henry	1980-81
8. 162	Ariel Massengale	2011-12
9. 158	Ariel Massengale	2012-13
158	Lea Henry	1981-82

ASSIST AVERAGE

Assist	Player	Year
1. 7.1	Dawn Marsh	1987-88
2. 6.0	Dawn Marsh	1986-87
3. 5.9	Holly Warlick	1979-80
4. 5.8	Ariel Massengale	2013-14
5. 5.7	Michelle Marciniak	1994-95
6. 5.6	Dawn Marsh	1985-86
7. 5.3	Lea Henry	1980-81
8. 5.0	Holly Warlick	1977-78
9. 4.9	Ariel Massengale	2011-12
4.9	Lea Henry	1981-82

BLOCKED SHOTS

Blocks	Player	Year
1. 113	Kelley Cain	2009-10
2. 99	Candace Parker	2006-07
3. 90	Candace Parker	2007-08
90	Teresa Geter	1997-98
5. 86	Candace Parker	2005-06
6. 77	Sheila Frost	1985-86
7. 70	Ashley Robinson	2003-04
8. 66	Kelley Cain	2010-11
9. 63	Ashley Robinson	2002-03
10. 60	Sheila Frost	1987-88

STEALS

Steals	Player	Year
1. 141	Holly Warlick	1978-79

2. 114	Alexis Hornbuckle	2006-07
3. 113	Shelia Collins	1984-85
4. 110	Chamique Holdsclaw	1997-98
5. 109	Holly Warlick	1979-80
6. 105	Bridgette Gordon	1988-89
7. 104	Alexis Hornbuckle	2007-08
8. 102	Semeka Randall	1997-98
9. 101	Michelle Marciniak	1995-96
10. 100	Tamika Catchings	1997-98

CAREER RECORDS

INDIVIDUAL

GAMES PLAYED

Gms.	Player	Years
1. 148	Chamique Holdsclaw	1995-99
2. 146	Nicky Anosike	2004-08
3. 144	Shanna Zolman	2002-06
4. 143	Meighan Simmons	2010-14
143	Kara Lawson	1999-2003
143	Abby Conklin	1993-97
7. 141	Glory Johnson	2009-10-11-12
141	Tasha Butts	2000-04
141	Holly Warlick	1976-80
10. 140	Tye'sha Fluker	2002-06
140	Semeka Randall	1997-2001

GAMES STARTED

Starts	Player	Years
1. 147	Chamique Holdsclaw	1995-99
2. 138	Shekinna Stricklen	2008-12
3. 137	Kara Lawson	1999-2003
4. 133	Nicky Anosike	2004-08
5. 127	Meighan Simmons	2010-14
5. 126	Tamika Catchings	1997-2001
6. 123	Lea Henry	1979-83
7. 121	Bridgette Gordon	1985-89
8. 119	Alexis Hornbuckle	2004-08
119	Semeka Randall	1997-2001
10. 118	Glory Johnson	2008-12

FIELD GOALS MADE

Made	Player	Years
1. 1233	Chamique Holdsclaw	1995-99
2. 1017	Bridgette Gordon	1985-89
3. 797	Candace Parker	2005-08
4. 760	Tamika Catchings	1997-2001
5. 754	Sheila Frost	1985-89
6. 746	Meighan Simmons	2010-14
746	Tanya Haave	1980-84
8. 731	Semeka Randall	1997-2001
9. 692	Shekinna Stricklen	2008-12
10. 687	Mary Ostrowski	1980-84

FIELD GOALS ATTEMPTED

FGA	Player	Years
1. 2419	Chamique Holdsclaw	1995-99
2. 1985	Bridgette Gordon	1985-89
3. 1834	Meighan Simmons	2010-14
4. 1590	Semeka Randall	1997-2001
5. 1583	Shekinna Stricklen	2008-12
6. 1506	Tamika Catchings	1997-2001
7. 1482	Candace Parker	2005-08
8. 1475	Kara Lawson	1999-2003
9. 1456	Tanya Haave	1980-84
10. 1404	Shyra Ely	2001-05

FIELD GOAL PCT.(MIN. 200 ATTEMPTS)

FG%	Player (FGM-FGA)	Years
1. .647	Trish Roberts (428-662)	1976-77
2. .625	Cindy Noble (614-982)	1978-81
3. .606	Kelley Cain (343-566)	2008-11
4. .591	Sheila Frost (754-1276)	1985-89
5. .561	Jerilyn Harper (152-271)	1978-79
6. .553	M. Snow (585-1057)	1998-2002

LADY VOL RECORDS

7.	.5522	Jill Rankin (296-536)	1979-80
8.	.5520	Daedra Charles (594-1077)	1988-91
9.	.549	D. Johnson (622-1132)	1991-95
10.	.540	M. Ostrowski (687-1272)	1980-84

THREE-POINT FIELD GOALS MADE

3PM	Player	Years
1.	305	Angie Bjorklund 2007-11
2.	266	Shanna Zolman 2002-06
3.	256	Kara Lawson 1999-2003
4.	255	Meighan Simmons 2010-14
5.	164	Ariel Massengale 2011-15
6.	163	Shekinna Stricklen 2008-12
7.	161	Brittany Jackson 2001-05
8.	147	Shannon Bobbitt 2006-08
9.	143	Taber Spani 2009-13
10.	133	Sidney Spencer 2003-07

THREE-POINT FIELD GOALS ATTEMPTED

3PA	Player	Years
1.	740	Meighan Simmons 2010-14
2.	738	Angie Bjorklund 2007-11
3.	626	Shanna Zolman 2002-06
4.	617	Kara Lawson 1999-2003
5.	481	Shekinna Stricklen 2008-12
6.	455	Ariel Massengale 2011-15
7.	443	Brittany Jackson 2001-05
8.	381	Taber Spani 2009-13
9.	368	Nikki Caldwell 1990-94
10.	366	Tamika Catchings 1997-2001

THREE-POINT FIELD GOAL PCT. (MIN. 100 ATTEMPTS)

3P%	Player (3PM-3PA)	Years
1.	.425	S. Zolman (266-626) 2002-06
2.	.415	Kara Lawson (256-617) 1999-2003
3.	.413	A. Bjorklund (305-738) 2007-11
4.	.412	April McDivitt (101-245) 1999-2002
5.	.406	Shannon Bobbitt (147-362) 2006-08
6.	.396	S. Spencer (133-336) 2003-07
7.	.393	Gwen Jackson (55-140) 1999-03
8.	.391	T. Woosley (132-338) 1991-95
9.	.375	Taber Spani (143-381) 2009-13
10.	.366	Andraya Carter (63-172) 2012-
11.	.364	Kellie Jolly (99-272) 1995-99

FREE THROWS MADE

FTM	Player	Years
1.	526	Candace Parker 2005-08
2.	523	Chamique Holdscraw 1995-99
3.	493	Glory Johnson 2008-12
4.	471	Tamika Catchings 1997-2001
5.	439	Semeka Randall 1997-2001
6.	423	Bridgette Gordon 1985-89
7.	381	Nicky Anosike 2004-08
8.	377	Dana Johnson 1991-95
9.	371	Tonya Edwards 1986-90
10.	356	Debbie Groover 1977-81

FREE THROWS ATTEMPTED

FTA	Player	Years
1.	796	Glory Johnson 2008-12
2.	738	Candace Parker 2005-08
3.	731	Chamique Holdscraw 1995-99
4.	618	Semeka Randall 1997-2001
5.	611	Tamika Catchings 1997-2001
6.	610	Bridgette Gordon 1985-89
7.	586	Nicky Anosike 2004-08
8.	584	Dana Johnson 1991-95
9.	539	Daedra Charles 1988-91
10.	512	Michelle Snow 1998-2002

FREE THROW PCT. (MIN. 150 ATTEMPTS)

FT%	Player (FTM-FTA)	Years
1.	.916	S. Zolman (306-334) 2002-06
2.	.853	S. Spencer (163-191) 2003-07
3.	.847	Kara Lawson (344-406) 1999-2003
4.	.839	Cindy Brogdon (198-236) 1977-79
5.	.816	T. Woosley (284-348) 1991-95
	.816	Tanya Haave (279-342) 1980-84
7.	.812	Ariel Massengale (277-341) 2011-15
8.	.808	Taber Spani (160-198) 2009-13
9.	.802	Jill Rankin (138-172) 1979-80
10.	.797	Jody Adams (141-177) 1989-93

POINTS

Points	Player	Years
1.	3025	Chamique Holdscraw 1995-99
2.	2462	Bridgette Gordon 1985-89
3.	2137	Candace Parker 2005-08
4.	2113	Tamika Catchings 1997-2001
5.	2064	Meighan Simmons 2010-14
6.	1950	Kara Lawson 1999-2003
7.	1915	Semeka Randall 1997-2001
8.	1882	Shekinna Stricklen 2008-12
9.	1790	Sheila Frost 1985-89
10.	1771	Tanya Haave 1980-84

SCORING AVERAGE (MIN. 30 GAMES)

PPG	Player	Years
1.	29.9	Trish Roberts 1976-77
2.	20.8	Cindy Brogdon 1977-79
3.	20.4	Chamique Holdscraw 1995-99
4.	19.4	Candace Parker 2005-08
5.	19.2	Jill Rankin 1979-80
6.	18.0	Bridgette Gordon 1985-89
7.	16.6	Tamika Catchings 1997-2001
8.	15.2	Cindy Noble 1978-81
9.	14.4	Meighan Simmons 2010-2014
10.	14.2	Daedra Charles 1988-1991

REBOUNDS

Rebounds	Player	Years
1.	1295	Chamique Holdscraw 1995-97-98-99
2.	1218	Glory Johnson 2008-12
3.	1043	Sheila Frost 1985-89
4.	1004	Tamika Catchings 1997-2001
5.	994	Mary Ostrowski 1980-84
6.	972	Candace Parker 2005-08
7.	957	Debbie Groover 1977-81
8.	940	Shyra Ely 2001-05
9.	915	Bridgette Gordon 1985-89
10.	914	Nicky Anosike 2004-08

REBOUND AVERAGE (MIN. 30 GAMES)

RPG	Player	Years
1.	14.2	Trish Roberts 1976-77
2.	8.8	Candace Parker 2005-08
	8.8	Chamique Holdscraw 1995-99
4.	8.6	Glory Johnson 2008-12
5.	8.2	Daedra Charles 1988-91
6.	8.0	Mary Ostrowski 1979-84
7.	7.9	Tamika Catchings 1996-2001
8.	7.7	Karla Horton 1984-87
9.	7.6	Sheila Frost 1985-89
10.	7.3	Bashaara Graves 2012-
	7.3	Jill Rankin 1979-80

ASSISTS

Assts.	Player	Years
1.	755	Dawn Marsh 1984-88
2.	673	Holly Warlick 1976-80
3.	587	Lea Henry 1979-83
4.	518	Ariel Massengale 2011-15
5.	503	Alexis Hornbuckle 2004-08

6.	456	Kara Lawson 1999-2003
7.	452	Kellie Jolly 1995-99
8.	449	Michelle Marciniak 1993-96
9.	439	Dena Head 1988-92
10.	429	Kristen Clement 1997-2001

ASSIST AVERAGE (MIN. 30 GAMES)

APG	Player	Years
1.	5.7	Dawn Marsh 1984-88
2.	4.8	Holly Warlick 1976-80
3.	4.4	Lea Henry 1979-83
4.	4.3	Michelle Marciniak 1993-96
5.	4.2	Ariel Massengale 2011-
6.	3.7	Cindy Brogdon 1977-79
7.	3.64	Alexis Hornbuckle 2004-08
8.	3.58	Loree Moore 2001-05
9.	3.4	Kellie Jolly 1995-99
10.	3.3	Dena Head 1988-92
	3.3	Suzanne Barbre ***-1976-78

BLOCKED SHOTS

Blocks	Player	Years
1.	275	Candace Parker 2005-08
2.	249	Sheila Frost 1985-89
3.	228	Kelley Cain 2008-11
4.	200	Ashley Robinson 2000-04
5.	194	Michelle Snow 1998-2002
6.	161	Nicky Anosike 2004-08
7.	136	Tamika Catchings 1997-2001
8.	135	Teresa Geter 1997-99
9.	131	Isabelle Harrison 2011-15
10.	111	Chamique Holdscraw 1995-99

STEALS

Steals	Player	Years
1.	373	Alexis Hornbuckle 2004-08
2.	336	Bridgette Gordon 1985-89
3.	311	Tamika Catchings 1997-2001
4.	305	Chamique Holdscraw 1995-99
5.	289	Nikki McCray 1991-95
6.	286	Semeka Randall 1997-2001
7.	280	Loree Moore 2001-05
8.	278	Shelia Collins 1981-85
9.	250	Holly Warlick ***-1978-80
10.	234	Michelle Marciniak 1993-96

GENERAL

STAFF

PLAYERS

REVIEW

HISTORY

FACILITIES

NCAA

SEC

RECORDS

MEDIA INFO



LADY VOL RECORDS BY CLASS

FRESHMAN

POINTS

Total	Name	Opponent	Date
1. 35	Tamika Catchings	DePaul	1/20/98
2. 34	Candace Parker	Florida	2/26/06
3. 31	Shyra Ely	Georgia	3/1/02
4. 29	Angie Bjorklund	Arkansas	1/24/08
29	Candace Parker	Rutgers	3/26/06

REBOUNDS

Total	Name	Opponent	Date
1. 19	Chamique Holdslaw	Georgia	1/8/96
2. 18	Sheila Frost	Notre Dame	12/9/85
3. 17	Sheila Frost	Iowa	3/16/86
17	Bridgette Gordon	Georgia	1/29/86
17	Tiffani Johnson	Louisiana Tech	11/20/94
17	Michelle Snow	Mississippi St.	2/6/99

ASSISTS

Total	Name	Opponent	Date
1. 12	Ariel Massengale	Vanderbilt	1/15/12
2. 11	Alexa Middleton	Penn	11/14/14
11	Ariel Massengale	Alabama	1/26/12
11	Meighan Simmons		1/6/11
5. 9	Cierra Burdick	Old Dominion	12/28/11
9	Jody Adams	Stetson	11/26/89
9	Jody Adams	Illinois	1/2/90
9	Pam Marr	Rutgers	1/19/83

BLOCKED SHOTS

Total	Name	Opponent	Date
1. 7	Candace Parker	Michigan State	11/24/05
7	Kelley Cain	Alabama	3/5/09
3. 6	Mercedes Russell	Tennessee State	12/17/13
6	Kelley Cain	Georgia	2/5/09
6	Candace Parker	Rutgers	3/26/06
6	Sheila Frost	Tennessee St.	2/17/86

STEALS

Total	Name	Opponent	Date
1. 8	Nikki McCray	Memphis St.	2/19/92
8	Bridgette Gordon	Hawaii Pacific	12/20/85
3. 7	Sheila Collins	Southern Cal.	3/21/82
4. 6	8x, most recently N. Anosike	Purdue	3/22/05

SOPHOMORE

POINTS

Total	Name	Opponent	Date
1. 38	Tamika Catchings	Florida	2/26/99
2. 34	Chamique Holdslaw	Georgia	12/8/96
3. 33	Chamique Holdslaw	Louisiana Tech	2/24/97
33	Bridgette Gordon	Auburn	3/21/87
5. 32	Candace Parker	Old Dominion	12/22/06

REBOUNDS

Total	Name	Opponent	Date
1. 22	Karla Horton	East Carolina	11/24/85
2. 20	Debbie Groover	Valdosta St.	1/27/79
3. 19	Pashen Thompson	Montana	12/19/94
4. 18	Bashaara Graves	Georgia Tech	11/17/13
18	Chamique Holdslaw	DePaul	1/28/97
18	Sheila Frost	Georgia	1/24/87
18	Karla Horton	Louisiana St.	1/20/86

ASSISTS

Total	Name	Opponent	Date
1. 14	Holly Warlick	Memphis St.	2/17/78
2. 12	Shekinna Stricklen	Oklahoma	1/3/10
12	Dawn Marsh	Georgia	3/20/86
4. 11	Kellie Jolly	Old Dominion	3/30/97
11	Dawn Marsh	Hawaii Pacific	12/20/85

BLOCKED SHOTS

Total	Name	Opponent	Date
1. 12	Kelley Cain	LSU	2/22/10
2. 8	Kelley Cain	Arkansas	2/4/10

3. 7	Isabelle Harrison	South Carolina	1/3/13
7	Kelley Cain	Kentucky	2/25/10
7	Kelley Cain	Florida	2/14/10
7	Candace Parker	Louisiana Tech	11/28/06
7	Michelle Snow	Rutgers	3/31/00

STEALS

Total	Name	Opponent	Date
1. 8	Tamika Catchings	Memphis	2/16/99
8	Tonya Edwards	Oregon State	12/16/87
8	Tonya Edwards	Florida	2/21/88
8	Nikki McCray	UNC Charlotte	12/9/92
5. 7	11x, most recently Jor. Reynolds	Oral Roberts	11/17/14

JUNIOR

POINTS

Total	Name	Opponent	Date
1. 43	Tanya Haave	Stephen F. Austin	12/11/82
2. 39	Chamique Holdslaw	Auburn	2/14/98
3. 37	Chamique Holdslaw	Florida	1/10/98
4. 36	Sheila Frost	Vanderbilt	1/17/88
5. 35	Cindy Noble	UT-Chattanooga	1/18/80

REBOUNDS

Total	Name	Opponent	Date
1. 20	Cindy Brogdon	Memphis St.	2/17/78
2. 20	Sheila Frost	N. Illinois	12/20/87
3. 19	Tiffani Johnson	Auburn	2/15/97
4. 18	Isabelle Harrison	Georgia Tech	11/17/13
18	Glory Johnson	Mississippi St.	1/27/11
18	Glory Johnson	Georgia Tech	11/26/10
18	Dana Johnson	Alabama	3/6/94

ASSISTS

Total	Name	Opponent	Date
1. 13	Ariel Massengale	Virginia	11/28/13
2. 12	Ariel Massengale	LSU	1/2/14
12	Michelle Marciniak	Georgia	2/25/95
12	Lea Henry	Kentucky	2/28/82
5. 11	Laurie Milligan	Old Dominion	1/7/97
11	Shelley Sexton	UCLA	12/15/85
11	Susan Clower	Old Dominion	2/16/81

BLOCKED SHOTS

Total	Name	Opponent	Date
1. 6	Nia Moore	Alabama	2/19/15
6	Kelley Cain	South Carolina	1/20/11
6	Daedra Charles	Georgia	3/4/90
4. 5	Kelley Cain	Kentucky	3/6/11
5	Kelley Cain	Florida	2/10/11
5	Candace Parker	Mississippi St.	2/24/08
5	Candace Parker	Rutgers	2/11/08
5	Ashley Robinson	Alabama	1/16/03
5	Michelle Snow	Memphis	12/15/00
5	Sheila Frost	Memphis St.	1/27/88
5	Sheila Frost	Louisiana Tech	2/15/88

STEALS

Total	Name	Opponent	Date
1. 9	Holly Warlick	Louisiana State	1/24/79
2. 8	Alberta Auguste	Louisiana Tech	11/28/06
8	Dena Head	Virginia Tech	12/3/90
8	Shelley Sexton	Hawaii Pacific	12/20/85
8	Nikki McCray	Virginia Tech	1/20/94

SENIOR

POINTS

Total	Name	Opponent	Date
1. 51	Patricia Roberts	Kentucky	11/13/76
2. 43	Patricia Roberts	ETSU	1/24/77
3. 40	Shelia Collins	Mississippi	3/3/85
4. 39	Chamique Holdslaw	Boston College	3/15/99
5. 37	Tasha Butts	Vanderbilt	2/15/04
37	Jill Rankin	N.C. State	1/4/80

LADY VOL RECORDS BY CLASS

REBOUNDS

Total	Name	Opponent	Date
1. 22	Daedra Charles	SW Missouri St.	3/16/91
2. 21	Glory Johnson	DePaul	3/11/12
3. 20	Patricia Roberts	Clemson, MTSU EKU, KY	3-7/11-76
4. 19	Shelia Collins	Mississippi	3/3/85
5. 18	Tamika Catchings	Texas	12/22/00

ASSISTS

Total	Name	Opponent	Date
1. 18	Dawn Marsh	Georgia	3/6/88
2. 13	Shannon Bobbitt	Gonzaga	12/16/07
3. 12	Holly Warlick	Clemson	3/5/80
12	Dawn Marsh	Vanderbilt	1/17/88
5. 11	Dawn Marsh	Memphis State	1/27/88

BLOCKED SHOTS

Total	Name	Opponent	Date
1. 8	Ashley Robinson	Rutgers	12/11/03
2. 7	Cindy Noble	Illinois State	3/21/81
3. 6	Mary Ostrowski	Mississippi	2/15/84
6	Cindy Noble	Kentucky	3/13/81
5. 5	9x, most recently I. Harrison	Oregon State	12/28/14

STEALS

Total	Name	Opponent	Date
1. 11	Michelle Marciniak	Kentucky	1/14/96
2. 10	Shelia Collins	Florida State	2/8/85
3. 8	Alexis Hornbuckle	Purdue	3/25/08
8	Nikki McCray	Vanderbilt	2/12/95
8	Holly Warlick	UCLA	12/13/79

TOP 10 SEASON AVERAGES BY CLASS

FRESHMAN RECORDS

POINTS

Name	Games	Points	Avg.
1. Tamika Catchings	39	711	18.2
2. Candace Parker	36	622	17.3
3. Chamique Holdscraw	36	583	16.2
4. Semeka Randall	38	604	15.9
5. Bridgette Gordon	34	481	14.2
Shelia Collins	31	412	14.2
7. Kara Lawson	37	504	13.6
8. Meighan Simmons	37	500	13.5
9. Shekinna Stricklen	32	424	13.3
10. Bashaara Graves	35	461	13.2

REBOUNDS

Name	Games	Rebs.	Avg.
1. Shelia Frost	33	309	9.4
2. Chamique Holdscraw	36	326	9.1
3. Candace Parker	36	298	8.3
4. Bashaara Graves	35	281	8.0
Tamika Catchings	39	313	8.0
6. Karla Horton	32	229	7.2
Glory Johnson	33	4236	7.2
8. Mary Ostrowski	29	203	7.0
9. Lisa McGill	27	184	6.8
10. Tiffani Johnson	37	241	6.5

ASSISTS

Name	Games	Assists	Avg.
1. Ariel Massengale	33	162	4.9
2. Dawn Marsh	32	127	3.97
3. Loree Moore	34	133	3.91
4. Holly Warlick	33	112	3.4
5. Dena Head	37	118	3.2
Kristen "Ace" Clement	33	107	3.2
7. Lea Henry	38	119	3.1
Alexis Hornbuckle	35	110	3.1
9. Shekinna Stricklen	32	95	3.0
10. Candace Parker	36	103	2.9

SOPHOMORE RECORDS

POINTS

Name	Games	Points	Avg.
1. Chamique Holdscraw	39	803	20.6
2. Candace Parker	36	706	19.6
3. Tamika Catchings	34	563	16.6
4. Bridgette Gordon	34	559	16.4
5. Peggy Evans	31	458	14.8
6. Mary Ostrowski	32	458	14.3
7. Semeka Randall	33	464	14.1
8. Paula Towns	32	451	14.0
9. Suzanne Barbre	14	182	13.9
10. Tanya Haave	32	420	13.1

REBOUNDS

Name	Games	Rebs.	Avg.
1. Candace Parker	36	352	9.8
2. Chamique Holdscraw	39	367	9.4
3. Karla Horton	34	313	9.2
4. Debbie Groover	39	338	8.7
5. Mary Ostrowski	32	273	8.5
6. Vonda Ward	32	250	7.8
Paula Towns	32	250	7.8
8. Kellie Cain	33	254	7.69
9. Glory Johnson	35	268	7.65
10. Isabelle Harrison	25	188	7.5

ASSISTS

Name	Games	Assists	Avg.
1. Dawn Marsh	34	192	5.6
2. Lea Henry	31	167	5.4
3. Holly Warlick	31	155	5.0
4. Ariel Massengale	35	158	4.5
5. Kellie Jolly	23	94	4.1
6. Suzanne Barbre	14	55	3.93
7. Dena Head	33	129	3.91
8. Alexis Hornbuckle	29	113	3.89
9. Shekinna Stricklen	35	135	3.85
10. Loree Moore	38	145	3.82

JUNIOR RECORDS

POINTS

Name	Games	Points	Avg.
1. Chamique Holdscraw	39	915	23.5
2. Cindy Brogdon	31	674	21.7
3. Candace Parker	38	809	21.3
4. Bridgette Gordon	34	687	20.8
5. Tanya Haave	33	614	18.6
6. Meighan Simmons	35	589	16.8
7. Nikki McCray	33	557	16.3
8. Daedra Charles	33	525	15.9
9. Tamika Catchings	37	580	15.7
10. Kara Lawson	34	512	15.1

REBOUNDS

Name	Games	Rebs.	Avg.
1. Glory Johnson	37	359	9.7
2. Isabelle Harrison	35	326	9.3
3. Daedra Charles	33	287	8.7
4. Candace Parker	38	322	8.5
5. Chamique Holdscraw	39	328	8.4
6. Shyra Ely	35	279	8.0
7. Shelia Frost	34	269	7.91
8. Tamika Catchings	37	292	7.89
9. Mary Ostrowski	33	255	7.7
10. Cindy Noble	38	288	7.6
Cindy Brogdon	31	238	7.6

ASSISTS

Name	Games	Assists	Avg.
1. Dawn Marsh	32	193	6.0
2. Ariel Massengale	19	110	5.8
3. Michelle Marciniak	36	204	5.7
4. Lea Henry	32	152	4.9
5. Holly Warlick	39	181	4.6
6. Laurie Milligan	22	98	4.5
7. Alexis Hornbuckle	37	146	4.0
8. Kellie Jolly	39	148	3.8
Suzanne Barbre	33	126	3.8
10. Dena Head	35	129	3.7
Shelley Sexton	34	124	3.7

SENIOR RECORDS

POINTS

Name	Games	Points	Avg.
1. Patricia Roberts	33	987	29.9
2. Chamique Holdscraw	34	724	21.3
3. Bridgette Gordon	36	733	20.4
4. Cindy Brogdon	39	784	20.1
5. Jill Rankin	38	730	19.2
6. Shelia Collins	31	563	18.2
7. Daedra Charles	35	607	17.3
8. Meighan Simmons	35	577	16.5
9. Gwen Jackson	38	612	16.1
Suzanne Barbre	31	499	16.1

REBOUNDS

Rank	Name	Games	Rebs.	Avg.
1.	Patricia Roberts	33	467	14.2
2.	Glory Johnson	36	355	9.9
3.	Lisa Harrison	32	300	9.4
	Shelia Collins	31	290	9.4
5.	Daedra Charles	35	322	9.2
6.	Tamika Catchings	17	150	8.8
7.	Mary Ostrowski	31	270	8.7
8.	Isabelle Harrison	21	181	8.6
9.	Chamique Holdscraw	34	274	8.1
10.	Dana Johnson	37	289	7.8

ASSISTS

Name	Games	Assists	Avg.
1. Dawn Marsh	34	243	7.1
2. Holly Warlick	38	225	6.0
3. Lea Henry	33	149	4.5
4. Michelle Marciniak	36	156	4.3
5. Kellie Jolly	34	141	4.1
6. Kara Lawson	38	151	4.0
7. Cindy Brogdon	39	150	3.8
8. Alexis Hornbuckle	37	134	3.6
9. Tonya Edwards	33	111	3.4
10. Loree Moore	29	96	3.3



SEASON STATISTICAL BREAKDOWN

FIELD GOALS MADE

1292, 1978-79 (39)
 1288, 1997-98 (39)
 1224, 1987-88 (34)
 1202, 1979-80 (38)
 1191, 1988-89 (37)
 1147, 1976-77 (33)
 1117, 1998-99 (39)
 1107, 1996-97 (39)
 1106, 2002-03 (38)
 1094, 2010-11 (37)
 1083, 2007-08 (38)
 1079, 1985-86 (34)
 1073, 1986-87 (34)
 1069, 1995-96 (36)
 1057, 1994-95 (37)
 1051, 1990-91 (35)
 1051, 1982-83 (33)
 1050, 1999-00 (37)
 1037, 1977-78 (31)
 1028, 2000-01 (34)
 1011, 1989-90 (33)
 1007, 2012-13 (35)
 1005, 2005-06 (36)
 1004, 2009-10 (35)
 999, 2013-14 (35)
 995, 2006-07 (37)
 981, 2001-02 (34)
 971, 1993-94 (33)
 968, 2011-12 (36)
 966, 1991-92 (31)
 967, 2003-04 (35)
 964, 1992-93 (32)
 944, 1981-82 (32)
 934, 2014-15 (36)
 926, 1980-81 (31)
 915, 1983-84 (33)
 892, 2004-05 (35)
 868, 1984-85 (32)
 837, 2008-09 (33)

FIELD GOAL ATT.

2679, 1997-98 (39)
 2622, 1978-79 (39)
 2478, 1996-97 (39)
 2401, 2007-08 (38)
 2395, 1987-88 (34)
 2384, 2002-03 (38)
 2379, 1979-80 (38)
 2363, 1988-89 (37)
 2346, 2010-11 (37)
 2324, 1995-96 (36)
 2324, 1999-00 (37)
 2290, 1976-77 (33)
 2258, 2006-07 (37)
 2245, 1986-87 (34)
 2244, 2012-13 (35)
 2220, 2000-01 (34)
 2217, 1994-95 (37)
 2214, 2011-12 (36)
 2204, 1990-91 (35)
 2199, 2014-15 (36)
 2193, 2001-02 (34)
 2193, 1992-93 (32)
 2184, 2013-14 (35)
 2182, 1985-86 (34)
 2181, 2009-10 (35)
 2180, 1998-99 (34)
 2171, 1989-90 (33)
 2160, 1977-78 (31)
 2148, 2003-04 (35)
 2145, 2004-05 (35)
 2133, 2005-06 (36)
 2093, 1991-92 (31)

2088, 1993-94 (33)
 2034, 1982-83 (33)
 2027, 2008-09 (32)
 1994, 1983-84 (33)
 1976, 1981-82 (32)
 1908, 1984-85 (32)
 1859, 1980-81 (31)

FIELD GOAL PCT.

517, 1982-83 (33)
 512, 1998-99 (34)
 511, 1987-88 (34)
 505, 1979-80 (38)
 504, 1988-89 (37)
 501, 1976-77 (33)
 498, 1980-81 (31)
 495, 1985-86 (34)
 493, 1978-79 (39)
 481, 1997-98 (39)
 480, 1977-78 (31)
 478, 1986-87 (34)
 478, 1981-82 (32)
 477, 1990-91 (35)
 477, 1994-95 (37)
 471, 2005-06 (36)
 466, 2010-11 (37)
 466, 1989-90 (33)
 465, 1993-94 (33)
 464, 2002-03 (38)
 463, 2000-01 (34)
 462, 1991-92 (31)
 460, 2009-10 (35)
 460, 1995-96 (36)
 459, 1983-84 (33)
 457, 2013-14 (35)
 455, 1984-85 (32)
 452, 1999-00 (37)
 451, 2007-08 (38)
 450, 2003-04 (35)
 449, 2012-13 (35)
 447, 2001-02 (34)
 447, 1996-97 (39)
 441, 2006-07 (37)
 440, 1992-93 (32)
 437, 2011-12 (36)
 425, 2014-15 (36)
 416, 2004-05 (35)
 413, 2008-09 (32)

3-PT. FG MADE

242, 2010-11 (37)
 237, 2007-08 (38)
 232, 2002-03 (38)
 220, 2005-06 (36)
 210, 2006-07 (37)
 192, 2011-12 (36)
 187, 2009-10 (35)
 185, 1999-00 (37)
 178, 2012-13 (35)
 176, 2000-01 (34)
 175, 2004-05 (35)
 172, 2014-15 (36)
 163, 2008-09 (32)
 161, 2003-04 (35)
 160, 2013-14 (35)
 145, 2001-02 (34)
 135, 1996-97 (39)
 118, 1990-91 (35)
 109, 1994-95 (37)
 106, 1997-98 (39)
 98, 1992-93 (32)
 89, 1991-92 (31)
 83, 1998-99 (34)

78, 1995-96 (36)
 43, 1989-90 (33)
 27, 1987-88 (34)
 6, 1988-89 (37)

3-PT. FG ATTEMPTS

647, 2007-08 (38)
 641, 2010-11 (37)
 595, 2002-03 (38)
 577, 2006-07 (37)
 568, 2011-12 (36)
 565, 2005-06 (36)
 508, 2014-15 (36)
 502, 2012-13 (35)
 501, 2008-09 (32)
 500, 1999-00 (37)
 498, 2009-10 (35)
 472, 2004-05 (35)
 464, 2000-01 (34)
 444, 2013-14 (35)
 432, 2003-04 (35)
 421, 2001-02 (34)
 388, 1996-97 (39)
 346, 1994-95 (37)
 346, 1997-98 (39)
 312, 1993-94 (33)
 304, 1992-93 (32)
 294, 1990-91 (35)
 274, 1995-96 (36)
 255, 1998-99 (34)
 249, 1991-92 (31)
 126, 1989-90 (33)
 68, 1987-88 (34)
 26, 1988-89 (37)

3-PT. FG PCT.

.401, 1990-91 (35)
 .397, 1987-88 (34)
 .390, 2002-03 (38)
 .389, 2005-06 (36)
 .379, 2000-01 (34)
 .378, 2010-11 (37)
 .376, 2009-10 (35)
 .373, 2003-04 (35)
 .371, 2004-05 (35)
 .370, 1999-00 (37)
 .366, 2007-08 (38)
 .364, 2006-07 (37)
 .360, 2013-14 (35)
 .357, 1991-92 (31)
 .355, 2012-13 (35)
 .348, 1996-97 (39)
 .346, 1993-94 (33)
 .344, 2001-02 (34)
 .341, 1989-90 (33)
 .339, 2014-15 (36)
 .338, 2011-12 (36)
 .325, 2008-09 (32)
 .325, 1998-99 (34)
 .322, 1992-93 (32)
 .315, 1994-95 (37)
 .306, 1997-98 (39)
 .285, 1995-96 (36)
 .231, 1988-89 (37)

FREE THROWS MADE

782, 1997-98 (39)
 709, 1994-95 (37)
 665, 1996-97 (39)
 664, 1993-94 (33)
 648, 1999-00 (37)
 635, 1998-99 (34)
 628, 1988-89 (37)
 612, 1986-87 (34)

608, 2001-02 (34)
 593, 2002-03 (38)
 589, 2005-06 (36)
 587, 1995-96 (36)
 580, 2000-01 (34)
 577, 1978-79 (39)
 567, 2013-14 (35)
 567, 2004-05 (35)
 561, 1991-92 (31)
 555, 1989-90 (33)
 548, 1979-80 (38)
 546, 1987-88 (34)
 544, 1992-93 (32)
 536, 2011-12 (36)
 527, 2014-15 (36)
 526, 1990-91 (35)
 525, 2012-13 (35)
 524, 2006-07 (37)
 513, 2007-08 (38)
 508, 2003-04 (35)
 504, 2010-11 (37)
 498, 1982-83 (33)
 498, 1977-78 (31)
 497, 1984-85 (32)
 469, 2008-09 (32)
 456, 1983-84 (33)
 456, 1981-82 (32)
 447, 1985-86 (34)
 413, 1980-81 (31)
 405, 2009-10 (35)
 68, 1976-77 (33)

FREE THROW ATT.

1110, 1997-98 (39)
 973, 1994-95 (37)
 950, 1998-99 (34)
 947, 1988-89 (37)
 946, 1996-97 (39)
 931, 1999-00 (37)
 910, 1993-94 (33)
 882, 1986-87 (34)
 849, 2001-02 (34)
 844, 2000-01 (34)
 833, 1991-92 (31)
 828, 1995-96 (36)
 827, 1989-90 (33)
 826, 2002-03 (38)
 807, 1990-91 (35)
 804, 1978-79 (39)
 801, 2004-05 (35)
 798, 1992-93 (32)
 796, 2005-06 (36)
 793, 2013-14 (35)
 766, 1987-88 (34)
 759, 2011-12 (36)
 757, 2010-11 (37)
 746, 1979-80 (38)
 741, 2006-07 (37)
 730, 2007-08 (38)
 713, 1985-86 (34)
 711, 1977-78 (31)
 710, 2008-09 (32)
 706, 2003-04 (35)
 700, 2014-15 (36)
 692, 2012-13 (35)
 688, 1984-85 (32)
 671, 1982-83 (33)
 658, 1981-82 (32)
 654, 1983-84 (33)
 609, 2009-10 (35)
 572, 1980-81 (31)
 556, 1976-77 (33)

FREE THROW PCT.

.759, 2012-13 (35)
 .753, 2014-15 (36)
 .742, 1982-83 (33)
 .740, 2005-06 (36)
 .735, 1979-80 (38)
 .730, 1993-94 (33)
 .729, 1994-95 (37)
 .722, 1984-85 (32)
 .722, 1980-81 (31)
 .720, 2003-04 (35)
 .720, 1978-79 (39)
 .718, 2002-03 (38)
 .716, 2001-02 (34)
 .715, 2013-14 (35)
 .713, 1987-88 (34)
 .709, 1995-96 (36)
 .708, 2004-05 (35)
 .707, 2006-07 (37)
 .706, 2011-12 (36)
 .705, 1997-98 (39)
 .703, 2007-08 (38)
 .703, 1996-97 (39)
 .700, 1977-78 (31)
 .697, 1983-84 (33)
 .696, 1999-00 (37)
 .694, 1986-87 (34)
 .693, 1981-82 (32)
 .687, 2000-01 (34)
 .682, 1992-93 (32)
 .673, 1991-92 (31)
 .671, 1989-90 (33)
 .668, 1998-99 (34)
 .666, 2010-11 (37)
 .665, 2009-10 (35)
 .663, 1989-89 (37)
 .662, 1976-77 (33)
 .661, 2008-09 (32)
 .652, 1990-91 (35)
 .627, 1985-86 (34)

SCORING AVERAGE

88.9, 1987-88 (34)
 88.8, 1997-98 (39)
 86.8, 1998-99 (34)
 83.3, 1991-92 (31)
 82.9, 1977-78 (31)
 82.7, 2000-01 (34)
 82.2, 1993-94 (33)
 81.5, 1988-89 (37)
 81.1, 1986-87 (34)
 81.0, 1978-79 (39)
 80.7, 1976-77 (33)
 80.3, 1992-93 (32)
 79.9, 2002-03 (38)
 79.9, 2001-02 (34)
 79.4, 1989-90 (33)
 79.3, 2010-11 (37)
 79.3, 1999-00 (37)
 79.2, 1994-95 (37)
 78.8, 1982-83 (33)
 78.5, 1990-91 (35)
 78.3, 2005-06 (36)
 77.9, 2013-14 (35)
 77.9, 1995-96 (36)
 77.7, 1979-80 (38)
 77.6, 2012-13 (35)
 77.3, 1996-97 (39)
 76.7, 2007-08 (38)
 76.6, 1985-86 (34)
 74.4, 2003-04 (35)
 74.3, 2009-10 (35)
 74.0, 2011-12 (36)
 73.6, 2006-07 (37)

SEASON STATISTICAL BREAKDOWN (CONTINUED)

73.2, 1981-82 (32)
73.1, 1980-81 (31)
72.2, 2004-05 (35)
71.3, 2014-15 (36)
69.9, 2008-09 (32)
69.8, 1984-85 (32)
69.3, 1983-84 (33)

POINTS

346.4, 1997-98 (39)
316.1, 1978-79 (39)
303.7, 2002-03 (38)
302.1, 1987-88 (34)
301.6, 1988-89 (37)
301.4, 1996-97 (39)
295.3, 1979-80 (38)
295.2, 1998-99 (34)
293.4, 2010-11 (37)
293.3, 1999-00 (37)
293.2, 1994-95 (37)
291.6, 2007-08 (38)
281.9, 2005-06 (36)
281.2, 2000-01 (34)
280.3, 1995-96 (36)
275.8, 1986-87 (34)
274.6, 1990-91 (35)
272.5, 2013-14 (35)
272.4, 2006-07 (37)
271.7, 2012-13 (35)
271.5, 2001-02 (34)
271.4, 1993-94 (33)
266.4, 2011-12 (36)
266.2, 1976-77 (33)
262.0, 1989-90 (33)
260.5, 1985-86 (34)
260.3, 2003-04 (35)
260.0, 2009-10 (35)
260.0, 1982-83 (33)
258.2, 1991-92 (31)
257.2, 1977-78 (31)
257.0, 1992-93 (32)
256.7, 2014-15 (36)
252.6, 2004-05 (35)
234.4, 1981-82 (32)
230.6, 2008-09 (32)
228.6, 1983-84 (33)
226.5, 1980-81 (31)
223.3, 1984-85 (32)

PERSONAL FOULS

74.5, 1986-87 (34)
71.0, 1978-79 (39)
69.3, 1985-86 (34)
67.9, 1997-98 (39)
67.6, 1994-95 (37)
66.2, 1983-84 (33)
66.2, 1996-97 (39)
65.6, 1991-92 (31)
65.3, 2004-05 (35)
64.8, 1990-91 (35)
64.4, 1982-83 (33)
64.4, 2001-02 (34)
63.3, 1993-94 (33)
63.3, 1999-00 (37)
63.3, 1979-80 (38)
63.2, 1995-96 (36)
63.0, 2000-01 (34)
62.6, 1984-85 (32)
62.4, 1987-88 (34)
61.7, 2003-04 (35)
61.6, 1998-99 (34)
61.4, 2005-06 (36)
61.3, 1989-90 (33)
60.7, 1981-82 (32)

59.3, 2006-07 (37)
58.9, 2013-14 (35)
58.7, 1988-89 (37)
57.8, 2007-08 (38)
57.3, 1992-93 (32)
56.7, 1976-77 (33)
56.6, 2008-09 (35)
56.5, 2002-03 (38)
55.7, 2010-11 (37)
52.4, 2009-10 (35)
52.2, 1980-81 (31)
52.0, 2011-12 (36)
51.5, 2012-13 (35)
51.2, 2014-15 (36)
49.0, 1977-78 (31)

REBOUND AVERAGE

46.9, 1992-93 (32)
46.4, 1978-79 (39)
46.3, 2010-11 (37)
45.6, 2013-14 (35)
45.5, 2000-01 (34)
45.4, 1991-92 (31)
44.9, 1976-77 (33)
44.6, 1987-88 (34)
44.3, 2002-03 (38)
44.3, 1997-98 (39)
44.1, 1994-95 (37)
43.8, 1993-94 (33)
43.7, 1989-90 (33)
43.7, 1986-87 (34)
43.6, 1995-96 (36)
43.5, 2011-12 (36)
43.5, 2008-09 (32)
43.4, 2009-10 (35)
43.4, 2001-02 (34)
43.3, 2012-13 (35)
43.2, 1996-97 (39)
43.0, 1988-89 (37)
42.6, 2003-04 (35)
42.3, 1986-87 (34)
42.3, 1981-82 (32)
42.2, 1979-80 (38)
42.2, 1998-99 (34)
42.1, 2014-15 (36)
42.0, 2004-05 (35)
41.7, 1999-00 (37)
41.5, 1990-91 (35)
41.5, 1983-84 (33)
41.5, 1980-81 (31)
40.9, 2007-08 (38)
40.5, 1982-83 (33)
40.5, 1984-85 (32)
39.7, 1977-78 (31)
39.4, 2005-06 (36)
38.4, 2006-07 (37)

REBOUNDS

1811, 1978-79 (39)
1728, 1997-98 (39)
1713, 2010-11 (37)
1684, 1996-97 (39)
1682, 2002-03 (38)
1630, 1994-95 (37)
1604, 1979-80 (38)
1595, 2013-14 (35)
1590, 1988-89 (37)
1571, 1995-96 (36)
1567, 2011-12 (36)
1555, 2007-08 (38)
1548, 2000-01 (34)
1542, 1999-00 (37)
1519, 2009-10 (35)
1518, 1987-88 (34)

1515, 2012-13 (35)
1514, 2014-15 (36)
1501, 1992-93 (32)
1491, 2003-04 (35)
1486, 1985-86 (34)
1483, 1976-77 (33)
1476, 2001-02 (34)
1469, 2004-05 (35)
1451, 1990-91 (35)
1447, 1993-94 (33)
1441, 1989-90 (33)
1437, 1986-87 (34)
1435, 2008-09 (32)
1434, 1998-99 (34)
1421, 2006-07 (37)
1418, 2005-06 (36)
1407, 1991-92 (31)
1368, 1983-84 (33)
1337, 1982-83 (33)
1353, 1981-82 (32)
1297, 1984-85 (32)
1285, 1980-81 (31)
1233, 1977-78 (31)

ASSISTS

715, 1979-80 (38)
661, 1987-79 (39)
660, 1987-88 (34)
660, 1985-86 (34)
631, 2002-03 (38)
625, 1986-87 (34)
624, 1997-98 (39)
623, 1988-89 (37)
611, 2007-08 (38)
611, 1980-81 (31)
594, 1982-83 (33)
574, 1981-82 (32)
569, 2006-07 (37)
568, 2000-01 (34)
556, 2005-06 (36)
555, 1983-84 (33)
550, 2009-10 (35)
545, 1999-00 (37)
542, 1995-96 (36)
536, 2013-14 (35)
533, 2014-15 (36)
533, 1994-95 (37)
526, 1996-97 (39)
525, 2011-12 (36)
525, 1989-90 (33)
522, 2010-11 (37)
519, 1990-91 (35)
512, 2012-13 (35)
512, 1998-99 (34)
508, 1993-94 (33)
502, 2003-04 (35)
502, 1984-85 (32)
486, 2004-05 (35)
474, 2001-02 (34)
455, 1991-92 (31)
445, 2008-09 (33)
413, 1992-93 (32)

BLOCKS

238, 1997-98 (39)
226, 2009-10 (35)
223, 2007-08 (38)
202, 2006-07 (37)
202, 2005-06 (36)
195, 2010-11 (37)
183, 2000-01 (34)
167, 2011-12 (36)
163, 1998-99 (34)
162, 2002-03 (38)

156, 2003-04 (35)
155, 2008-09 (33)
143, 2012-13 (35)
140, 2014-15 (36)
135, 2013-14 (35)
134, 1996-97 (39)
133, 1985-86 (34)
130, 2004-05 (35)
128, 2001-02 (34)
127, 1987-88 (34)
126, 1988-89 (37)
118, 1999-00 (37)
112, 1995-96 (36)
111, 1986-87 (34)
110, 1994-95 (37)
100, 1993-94 (33)
100, 1991-92 (31)
98, 1992-93 (32)
94, 1989-90 (33)
94, 1984-85 (32)
91, 1982-83 (33)
87, 1981-82 (32)
87, 1979-80 (38)
85, 1980-81 (31)
84, 1990-91 (35)
84, 1982-84 (33)
73, 1978-79 (39)

STEALS

567, 1997-98 (39)
567, 1978-79 (39)
495, 1988-89 (37)
451, 1979-80 (38)
445, 2007-08 (38)
436, 2006-07 (37)
419, 1999-00 (37)
400, 1986-87 (34)
391, 1998-99 (34)
384, 1987-88 (34)
377, 2001-02 (34)
376, 1985-86 (34)
366, 1992-93 (32)
361, 1983-84 (33)
359, 1994-95 (37)
358, 1984-85 (32)
356, 1982-83 (33)
352, 1996-97 (39)
350, 2002-03 (38)
350, 1991-92 (31)
345, 2004-05 (35)
342, 1989-90 (33)
339, 1995-96 (36)
336, 1993-94 (33)
327, 1981-81 (32)
323, 2005-06 (36)
319, 2014-15 (36)
315, 1980-81 (31)
313, 1990-91 (35)
312, 2012-13 (35)
307, 2000-01 (34)
287, 2011-12 (36)
283, 2003-04 (35)
280, 2010-11 (37)
273, 2013-14 (35)
249, 2008-09 (33)
239, 2009-10 (35)

PTS. ALLOWED AVG.

55.5, 2006-07 (37)
56.3, 2014-15 (36)
56.4, 2010-11 (37)
57.1, 2009-10 (35)
57.5, 2002-03 (38)
58.6, 2007-08 (38)

58.6, 1988-89 (37)
58.7, 1997-98 (39)
58.7, 1994-95 (37)
60.1, 2011-12 (36)
60.1, 2004-05 (35)
61.0, 2005-06 (36)
61.2, 1976-1977 (33)
61.9, 2000-01 (34)
62.1, 1992-93 (32)
62.5, 2003-04 (35)
62.6, 1999-00 (37)
62.6, 1989-90 (33)
62.9, 2013-14 (35)
63.1, 1998-99 (34)
63.7, 2008-09 (33)
63.9, 2012-13 (35)
64.0, 1993-94 (33)
64.3, 1980-81 (31)
64.5, 1995-96 (36)
64.8, 1979-1980 (38)
65.0, 2001-02 (34)
65.1, 1991-92 (31)
65.7, 1975-1976 (27)
65.8, 1996-97 (39)
65.8, 1990-91 (35)
66.1, 1983-84 (33)
66.1, 1978-1979 (39)
66.0, 1985-86 (34)
66.6, 1984-85 (32)
66.7, 1982-83 (33)
67.4, 1987-88 (34)
67.4, 1986-87 (34)
67.6, 1977-1978 (31)
68.2, 1981-82 (32)
73.4, 1974-1975 (24)

GENERAL

STAFF

PLAYERS

REVIEW

HISTORY

FACILITIES

NCAA

SEC

RECORDS

MEDIA INFO



FINAL YEARLY RANKING IN THE AP POLL

<p>1977</p> <p>1. Delta St. 2. Immaculata 3. St. Joseph's 4. Cal-St. Fullerton 5. TENNESSEE</p>	<p>1984</p> <p>1. Texas 2. Louisiana Tech 3. Georgia 4. Old Dominion 5. Southern Cal 15. TENNESSEE</p>	<p>1990</p> <p>1. Louisiana Tech 2. Stanford 3. Washington 4. TENNESSEE 5. UNLV</p>	<p>1997</p> <p>1. Connecticut 2. Old Dominion 3. Stanford 4. North Carolina 5. Louisiana Tech 10. TENNESSEE</p>	<p>2004</p> <p>1. Duke 2. TENNESSEE 3. Purdue 4. Texas 5. Penn State</p>	<p>2011</p> <p>1. Connecticut 2. Stanford 3. Baylor 4. TENNESSEE 5. Xavier</p>
<p>1978</p> <p>1. TENNESSEE 2. Wayland Baptist 3. N. Carolina St. 4. Montclair St. 5. UCLA</p>	<p>1985</p> <p>1. Texas 2. Northeast La. 3. Long Beach St. 4. Louisiana Tech 5. Old Dominion 13. TENNESSEE</p>	<p>1991</p> <p>1. Penn St. 2. Virginia 3. Georgia 4. TENNESSEE 5. Purdue</p>	<p>1998</p> <p>1. TENNESSEE 2. Old Dominion 3. Connecticut 4. Louisiana Tech 5. North Carolina</p>	<p>2005</p> <p>1. Stanford 2. LSU 3. TENNESSEE 4. North Carolina 5. Duke</p>	<p>2012</p> <p>1. Baylor 2. Stanford 3. Connecticut 4. Notre Dame 5. Maryland 9. TENNESSEE</p>
<p>1979</p> <p>1. Old Dominion 2. Louisiana Tech 3. TENNESSEE 4. Texas 5. Stephen. F. Austin</p>	<p>1986</p> <p>1. Texas 2. Georgia 3. Southern Cal 4. Louisiana Tech 5. Western Ky. 15. TENNESSEE</p>	<p>1992</p> <p>1. Virginia 2. TENNESSEE 3. Stanford 4. Stephen F. Austin 5. Mississippi U.</p>	<p>1999</p> <p>1. Purdue 2. TENNESSEE 3. Louisiana Tech 4. Connecticut 5. Old Dominion</p>	<p>2006</p> <p>1. North Carolina 2. Ohio State 3. Maryland 4. Duke 5. LSU 6. TENNESSEE</p>	<p>2013</p> <p>1. Baylor 2. Notre Dame 3. Connecticut 4. Stanford 5. Duke 10. TENNESSEE</p>
<p>1980</p> <p>1. Old Dominion 2. TENNESSEE 3. Louisiana Tech 4. South Carolina 5. Stephen. F. Austin</p>	<p>1987</p> <p>1. Texas 2. Auburn 3. Louisiana Tech 4. Long Beach St. 5. Rutgers 7. TENNESSEE</p>	<p>1993</p> <p>1. Vanderbilt 2. TENNESSEE 3. Ohio St. 4. Iowa 5. Texas Tech</p>	<p>2000</p> <p>1. Connecticut 2. TENNESSEE 3. Louisiana Tech 4. Georgia 5. Old Dominion</p>	<p>2007</p> <p>1. Duke 2. North Carolina 3. TENNESSEE 4. Connecticut 5. Stanford</p>	<p>2014</p> <p>1. Connecticut 2. Notre Dame 3. TENNESSEE 4. Louisville 5. Baylor</p>
<p>1981</p> <p>1. Louisiana Tech 2. TENNESSEE 3. Old Dominion 4. Southern Cal 5. Cheyney</p>	<p>1988</p> <p>1. Texas 2. Auburn 3. Louisiana Tech 4. Stanford 5. Maryland</p>	<p>1994</p> <p>1. TENNESSEE 2. Penn St. 3. Connecticut 4. North Carolina 5. Colorado</p>	<p>2001</p> <p>1. Connecticut 2. Notre Dame 3. TENNESSEE 4. Georgia 5. Duke</p>	<p>2008</p> <p>1. Connecticut 2. North Carolina 3. TENNESSEE 4. Stanford 5. Maryland</p>	<p>2015</p> <p>1. Connecticut 2. Notre Dame 3. South Carolina 4. Maryland 5. Baylor 6. TENNESSEE</p>
<p>1982</p> <p>1. Louisiana Tech 2. Cheyney 3. Maryland 4. TENNESSEE 5. Texas</p>	<p>1989</p> <p>1. TENNESSEE 2. Auburn 3. Louisiana Tech 4. Stanford 5. Maryland</p>	<p>1995</p> <p>1. Connecticut 2. Colorado 3. TENNESSEE 4. Stanford 5. Texas Tech</p>	<p>2002</p> <p>1. Connecticut 2. Oklahoma 3. Duke 4. Vanderbilt 5. Stanford 6. TENNESSEE</p>	<p>2009</p> <p>1. Connecticut 2. Stanford 3. Maryland 4. Oklahoma 5. Stanford 18. TENNESSEE</p>	
<p>1983</p> <p>1. Louisiana Tech 2. Southern Cal 3. Texas 4. Old Dominion 5. Cheyney 9. TENNESSEE</p>		<p>1996</p> <p>1. Louisiana Tech 2. Connecticut 3. Stanford 4. TENNESSEE 5. Georgia</p>	<p>2003</p> <p>1. Connecticut 2. Duke 3. LSU 4. TENNESSEE 5. Texas</p>	<p>2010</p> <p>1. Connecticut 2. Stanford 3. TENNESSEE 4. Nebraska 5. Xavier</p>	

WEEK-BY-WEEK AP POLL

Week	1	2	3	4	5	6	7	8	9	10	11	12	13	14	15	16	17	18	19	20
1976-77	nr	17	19	16	13	12	10	12	10	5										
1977-78	1	5	5	3	2	3	3	3	3	1	1	1	1	1						
1978-79	1	1	1	5	5	4	4	7	8	6	6	6	6	8	8	6	3			
1979-80	4	4	3	3	5	5	5	4	6	5	4	4	4	4	3	2	2			
1980-81	3	3	3	6	7	9	7	9	7	10	11	7	7	4	3	3	2	2		
1981-82	2	7	10	14	18	19	20	nr	nr	nr	nr	20	13	8	11	10	8	4		
1982-83	4	4	5	9	11	12	12	11	8	8	8	6	4	5	8	10	9			
1983-84	5	5	7	9	10	11	11	8	12	11	9	7	6	10	10	14	15			
1984-85	14	12	16	15	nr	nr	nr	nr	nr	nr	nr	nr	nr	20	18	15	13			
1985-86	9	11	11	13	12	11	11	12	11	11	10	14	15	14	15	15				
1986-87	3	3	3	1	1	2	2	3	3	5	7	9	8	8	7					
1987-88	1	1	1	3	3	3	4	4	4	4	4	4	3	3	3	1				
1988-89	1	1	1	1	1	1	2	2	2	2	2	3	3	2	2	2	1			
1989-90	1	1	1	2	4	7	5	5	3	3	5	5	4	4	3	4				
1990-91	6	3	6	10	9	7	5	4	2	4	3	5	4	4	4	3	4			
1991-92	1	1	1	1	3	3	3	3	2	4	4	4	3	2	2	2	2	2		
1992-93	2	1	1	1	1	2	2	2	2	1	1	1	1	1	1	2	2			
1993-94	1	1	1	1	1	1	1	1	1	2	2	2	1	1	1	1	1			
1994-95	1	1	1	1	1	1	1	1	1	2	2	2	2	2	2	2	2	3		
1995-96	6	4	3	2	2	4	5	4	4	6	4	3	6	5	5	5	4	4		
1996-97	4	3	5	4	5	6	6	8	9	8	9	8	9	8	8	8	11	10		
1997-98	1	1	1	1	1	1	1	1	1	1	1	1	1	1	1	1	1			
1998-99	1	4	3	3	2	2	2	2	2	1	1	1	1	1	1	2	2	2		
1999-00	2	5	5	3	2	2	2	2	2	2	2	4	4	2	2	2	2	2		
2000-01	2	2	2	2	2	2	2	2	2	2	2	3	3	2	2	1	1	3	3	
2001-02	2	2	2	2	2	2	2	2	2	2	2	2	3	3	4	3	6	6		
2002-03	2	2	4	4	4	4	5	5	5	4	4	3	3	3	3	3	4	4		
2003-04	4	3	3	3	2	2	2	5	5	5	2	1	1	3	3	2	1	5	2	
2004-05	1	1	1	4	9	9	8	10	8	7	5	5	5	5	6	5	5	3	3	
2005-06	2	2	1	1	1	1	1	1	1	1	5	5	5	5	5	8	7	6		
2006-07	5	5	4	4	6	5	5	4	4	4	4	3	3	3	3	2	4	3		
2007-08	1	1	1	1	1	1	3	3	2	2	2	2	2	1	3	3	3	3		
2008-09	5	9	7	7	11	8	8	7	13	10	13	12	15	13	18	19	18	18		
2009-10	6	6	6	4	3	4	4	4	4	5	5	5	5	5	4	4	4	3		
2010-11	4	4	9	8	6	6	5	5	5	5	5	5	5	4	4	4	4	4		
2011-12	3	3	6	8	7	6	6	7	6	6	9	7	8	11	15	10	15	9		
2012-13	20	24	20	16	14	13	10	13	12	9	9	9	9	12	12	11	8	9	10	
2013-14	4	4	3	3	3	3	3	5	5	8	12	11	10	8	8	10	10	6	4	3
2014-15	4	4	4	14	11	11	8	8	7	6	5	6	6	6	6	6	5	6	6	

- np denotes no poll - nr denotes not ranked

RECORDS BY CONFERENCE

SOUTHEASTERN CONFERENCE		
Alabama	48	2
Arkansas	26	2
Auburn	40	10
Florida	48	3
Georgia	49	15
Kentucky	53	10
Louisiana State	47	13
Mississippi	43	7
Mississippi State	36	0
Missouri	6	1
South Carolina	47	5
Texas A&M	6	1
Vanderbilt	65	9
TOTAL	514	78

AMERICAN ATHLETIC CONFERENCE		
Cincinnati	0	3
Connecticut	9	13
East Carolina	2	0
Memphis	26	1
SMU	1	0
Temple	2	0
TOTAL	40	17

AMERICA EAST CONFERENCE		
Maine	2	0
Vermont	2	0
TOTAL	4	0

ATLANTIC COAST CONFERENCE		
Boston College	3	0
Clemson	11	1
Duke	5	6
Florida State	2	0
Georgia Tech	6	0
Louisville	2	1
Miami	2	0
North Carolina	16	3
North Carolina State	12	3
Notre Dame	20	5
Pittsburgh	5	0
Virginia	14	3
Virginia Tech	7	0
Wake Forest	2	0
TOTAL	107	22

ATLANTIC SUN CONFERENCE		
Lipscomb	2	0
Stetson	5	0
TOTAL	7	0

ATLANTIC 10 CONFERENCE		
Davidson	1	0
Dayton	2	0
Fordham	1	0
George Mason	1	0
George Washington	10	0
LaSalle	1	0
Richmond	1	0
St. Joseph's	5	0
Saint Louis	1	0
TOTAL	23	0

BIG EAST CONFERENCE		
Creighton	1	0
DePaul	20	0
Georgetown	0	1
Marquette	2	0
Providence	3	0
St. John's	2	0

Villanova	1	0
Xavier	0	1
TOTAL	29	2

BIG SKY CONFERENCE		
Montana	2	0
TOTAL	2	0

BIG SOUTH CONFERENCE		
Liberty	1	0
Longwood	1	0
Radford	1	0
Winthrop	3	2
TOTAL	6	2

BIG TEN CONFERENCE		
Illinois	7	0
Indiana	1	0
Iowa	2	1
Maryland	10	5
Michigan State	2	1
Minnesota	1	0
Nebraska	2	0
Northwestern	3	0
Ohio State	9	1
Penn State	8	1
Purdue	7	1
Rutgers	20	3
Wisconsin	5	0
TOTAL	77	13

BIG 12 CONFERENCE		
Baylor	2	5
Kansas	3	0
Kansas State	4	0
Oklahoma	5	1
Oklahoma State	1	0
TCU	4	0
Texas	23	13
Texas Tech	6	0
West Virginia	6	0
TOTAL	54	19

BIG WEST CONFERENCE		
Fullerton State	1	0
Long Beach State	3	3
TOTAL	4	3

COLONIAL ATHLETIC ASSOCIATION		
College of Charleston	1	0
James Madison	2	0
TOTAL	3	0

CONFERENCE USA		
Charlotte	3	0
FIU	1	0
Florida Atlantic	2	0
Louisiana Tech	24	17
Marshall	3	0
Middle Tennessee	21	0
Old Dominion	36	9
Rice	1	0
UAB	2	0
Western Kentucky	7	1
TOTAL	100	27

HORIZON LEAGUE		
Oakland	1	0
Wisconsin-Green Bay	1	0
Youngstown State	2	0
TOTAL	4	0

IVY LEAGUE		
Penn	1	0
Princeton	1	0
TOTAL	2	0

METRO ATLANTIC ATHLETIC CONFERENCE		
Manhattan	1	0
Marist	1	0
TOTAL	2	0

MID-AMERICAN CONFERENCE		
Akron	1	0
Ball State	0	1
Miami (Ohio)	1	0
Northern Illinois	3	0
Toledo	1	0
Western Michigan	2	0
TOTAL	8	1

MID-EASTERN ATHLETIC CONFERENCE		
Florida A&M	1	0
North Carolina A&T	1	0
South Carolina State	2	0
TOTAL	4	0

MISSOURI VALLEY CONFERENCE		
Drake	1	0
Illinois State	2	0
Southern Illinois	2	0
(SW) Missouri State	1	0
Wichita State	1	0
TOTAL	7	0

MOUNTAIN WEST CONFERENCE		
Boise State	1	0
San Jose State	1	0
UNLV	1	0
TOTAL	3	0

NORTHEAST CONFERENCE		
Saint Francis	1	0
TOTAL	1	0

OHIO VALLEY CONFERENCE		
Austin Peay	6	0
Belmont	3	6
Eastern Illinois	1	0
Eastern Kentucky	8	1
Tennessee-Martin	14	2
Tennessee State	4	0
Tennessee Tech	16	12
Tennessee Tech JV	1	0
TOTAL	53	21

PACIFIC-12 CONFERENCE		
Arizona	3	0
Arizona State	3	0
Colorado	3	1
Oregon	1	0
Oregon State	3	0
Stanford	23	9
UCLA	18	1
USC	8	7
Washington	1	0
Washington State	1	0
TOTAL	64	18

PATRIOT LEAGUE		
Army	2	0
Colgate	1	0
TOTAL	3	0

SOUTHERN CONFERENCE		
Chattanooga	26	8
East Tennessee State	18	2(1)

Furman	4	0
Mercer	0	1
UNC Greensboro	0	2
Western Carolina	10	7
TOTAL	58	20(1)

SOUTHLAND CONFERENCE		
Lamar	1	0
Northwestern State	1	0
Stephen F. Austin	3	3
TOTAL	5	3

SOUTHWESTERN ATHLETIC CONFERENCE		
Alabama State	1	0
Alcorn State	1	0
Grambling State	1	0
Jackson State	1	0
TOTAL	4	0

SUMMIT LEAGUE		
Oral Roberts	3	0
TOTAL	3	0

SUN BELT CONFERENCE		
Appalachian State	3	5
Georgia State	1	0
Louisiana-Monroe	0	1
Troy	1	0
TOTAL	5	6

WEST COAST CONFERENCE		
Brigham Young	1	0
Gonzaga	4	0
Pepperdine	1	0
Portland	2	0
San Francisco	2	0
Santa Clara	1	0
St. Mary's (Calif.)	1	0
TOTAL	12	0

NCAA DIVISION II		
Anderson (S.C.)	2	0
Carson-Newman	14	2
Cheyney	1	0
Delta State	4	2
Edinboro	0	1
Hawaii Pacific	1	0
Mars Hill	1	0
Puerto Rico-Mayaguez	1	0
Tusculum	1	0
Valdosta State	3	1
Virginia State	0	1
TOTAL	28	7

NCAA DIVISION III		
Immaculata	1	0
Montclair State	0	1
Roanoke	1	0
TOTAL	2	1

NAIA		
Cumberland (Tenn.)	2	0
Milligan	5	0
Shorter	1	0
Union (Tenn.)	0	3
TOTAL	8	3

NJCAA		
Chattanooga State	1	0
Gulf Coast	2	0
Walters State	1	0
TOTAL	4	0

- Exhibition games not counted in totals, (1) - Denotes tie

GENERAL

STAFF

PLAYERS

REVIEW

HISTORY

FACILITIES

NCAA

SEC

RECORDS

MEDIA INFO



SERIES RECORDS

DATE	AP RANK UT/OPP	ESPN RANK UT/OPP	SITE	W/L	SCORE
------	-------------------	---------------------	------	-----	-------

AIX-EN-PROVENCE (FRANCE) N/A
 8/20/1999 A91 W-ex 66-57

AKRON 1-0
 12/18/1997 1/nr 1/nr N81 W 98-63

ALABAMA 48-2

1/22/1977	12/nr		H	W	83-57
2/11/1978	3/nr		A	W	72-53
1/17/1979	4/nr		H	W	85-52
1/10/1980	5/nr		A	W	88-68
11/28/1980	3/nr		N29	W	74-62
1/30/1981	10/nr		N31	L	71-77
2/8/1981	11/nr		H	W	68-54
3/4/1983	8/nr		H	W	91-73
3/3/1984	10/17		N40	L	66-85
3/23/1984	15/12		H	W	65-58
1/18/1986	12/nr	13/nr	H	W	89-71
2/25/1987	8/nr	8/nr	A	W	108-77
1/23/1988	4/nr	4/nr	H	W	97-70
2/26/1989	2/nr	2/nr	A	W	81-65
3/4/1989	2/nr	2/nr	N51	W	89-61
2/24/1990	4/nr	4/nr	H	W	80-65
1/9/1991	4/nr	3/nr	A	W	86-61
1/26/1992	4/24	4/24	H	W	82-72
1/23/1993	2/nr	2/nr	A	W	86-74
2/5/1994	2/15	2/15	H	W	85-69
3/6/1994	1/16	1/15	N65	W	72-56
2/5/1995	2/16	2/13	A	W	95-44
3/5/1995	2/16	2/15	N65	W	84-70
1/28/1996	4/18	5/17	H	W	81-69
3/4/1996	4/10	4/10	N65	W	64-60
1/26/1997	8/4	9/4	A	W	63-60
2/1/1998	1/nr	1/nr	H	W	73-66
3/1/1998	1/20	1/19	N82	W	67-63
1/31/1999	1/23	1/21	A	W	85-73
2/27/1999	2/24	2/nr	N65	W	80-69
2/6/2000	4/nr	4/nr	H	W	65-47
2/4/2001	3/nr	3/nr	A	W	97-75
3/2/2001	1/nr	1/nr	N94	W	82-52
1/20/2002	2/nr	3/nr	H	W	82-57
1/16/2003	5/nr	5/nr	A	W	88-45
1/18/2004	5/nr	5/nr	H	W	72-51
2/27/2005	5/nr	5/nr	A	W	94-81
1/29/2006	1/nr	3/nr	H	W	89-54
2/19/2006	5/nr	5/nr	A	W	82-65
1/3/2007	4/nr	4/nr	H	W	72-36
1/28/2007	4/nr	4/nr	A	W	80-51
2/21/2008	3/nr	3/nr	A	W	85-58
2/12/2009	15/nr	18/nr	H	W	80-61
3/5/2009	19/nr	24/nr	N107	W	68-49
2/18/2010	5/nr	5/nr	A	W	74-67
1/6/2011	5/nr	6/nr	H	W	110-45
1/26/2012	7/nr	9/nr	A	W	86-56
1/20/2013	9/nr	9/nr	H	W	96-69
2/2/2014	10/nr	10/nr	A	W	64-54
2/9/2015	6/nr	6/NR	H	W	77-56

ALABAMA-BIRMINGHAM 2-0

1/2/1983	12/nr		H	W	78-66
12/1/1995	3/nr	2/nr	N70	W	77-42

ALABAMA STATE 1-0

3/22/2003	4/nr	4/nr	H	W	95-43
-----------	------	------	---	---	-------

ALCORN STATE 1-0

11/25/2012	20/nr	15/nr	H	W	90-37
------------	-------	-------	---	---	-------

ANDERSON JC 2-0

2/15/1975			N1	W	78-66
2/19/1977	12/nr		N1	W	77-50

APPALACHIAN STATE 3-5

2/28/1969			N2	L	50-58 (OT)
-----------	--	--	----	---	------------

DATE	AP RANK UT/OPP	ESPN RANK UT/OPP	SITE	W/L	SCORE
------	-------------------	---------------------	------	-----	-------

3/1/1969			N2	L	33-35 (OT)
2/7/1970			A	L	*
3/4/1970			H	*	*
2/17/1973			N1	L	57-67
2/14/1975			N1	W	94-69
3/11/1976			N14	L	71-88
2/18/1977	12/nr		N1	W	82-65
3/13/1999	2/nr	2/nr	H	W	113-54

ARGENTINEAN NATIONAL TEAM N/A

6/18/1987			N53	W-ex	88-44
-----------	--	--	-----	------	-------

ARIZONA 3-0

12/7/1993	1/nr	1/nr	A	W	65-63
1/2/1995	1/nr	1/nr	H	W	109-57
3/20/2000	2/21	2/20	H	W	75-60

ARIZONA STATE 3-0

12/27/2000	2/nr	2/nr	N97	W	67-63
11/19/2006	5/11	4/11	A	W	83-74
11/21/2010	4/nr	4/nr	H	W	80-64

ARKANSAS 26-2

2/29/1992	2/nr	2/nr	H	W	105-59
2/27/1993	1/nr	1/nr	A	W	72-55
1/2/1994	1/nr	1/nr	H	W	89-67
2/7/1995	2/20	2/23	A	W	87-67
1/17/1996	6/20	5/20	H	W	78-66
12/29/1996	6/22	6/24	A	L	75-77
1/1/1998	1/25	1/nr	H	W	88-58
3/27/1998	1/nr	1/nr	N84	W	86-58
12/17/1998	2/nr	2/nr	A	W	82-62
1/10/2000	2/nr	2/nr	H	W	79-69
1/7/2001	2/nr	2/nr	A	W	76-61
2/7/2002	3/nr	4/nr	H	W	93-65
1/30/2003	4/12	4/11	A	W	92-79
1/8/2004	5/nr	5/nr	H	W	83-44
2/26/2004	2/nr	2/nr	A	W	93-71
1/13/2005	8/nr	10/nr	H	W	72-54
2/20/2005	6/nr	6/nr	A	W	84-71
2/5/2006	5/nr	5/nr	H	W	77-37
2/22/2007	2/nr	2/nr	A	W	75-68 (OT)
1/24/2008	2/nr	2/nr	H	W	98-55
1/22/2009	10/nr	12/nr	A	W	76-67
2/4/2010	5/nr	5/nr	H	W	74-57
1/30/2011	5/nr	6/nr	A	W	72-53
1/8/2012	6/nr	7/nr	A	W	69-38
2/23/2012	10/nr	9/nr	H	L	71-72 (OT)
2/24/2013	11/nr	10/nr	A	W	60-54
1/30/2014	10/nr	10/nr	H	W	70-60
1/11/2015	7/nr	9/nr	A	W	60-51

ARMY 2-0

11/30/2002	4/nr	5/nr	N105	W	96-44
3/19/2006	6/nr	6/nr	N118	W	102-54

ARVIKA (SWEDEN) N/A

11/13/1989			H	W-ex	97-54
------------	--	--	---	------	-------

ATHLETES IN ACTION N/A

11/21/1990			H	W-ex	96-64
11/22/1992			H	L-ex	68-70
11/18/1993			H	W-ex	76-73
11/17/1994			H	W-ex	78-65
11/16/2000			H	W-ex	108-78
11/18/2003			H	W-ex	88-64

AUBURN 40-10

2/9/1980	5/nr		H	W	72-61
3/6/1983	10/15		H	W	83-75
3/4/1985	15/9	24/10	N44	W	63-60
2/8/1986	10/11	12/13	H	L	60-66
1/14/1987	2/3	2/3	A	L	69-75
3/6/1987	8/2	8/2	N51	L	96-102

SERIES RECORDS

DATE	AP RANK UT/OPP	ESPN RANK UT/OPP	SITE	W/L	SCORE
3/21/1987	7/2	7/2	H	W	77-61
1/9/1988	4/2	4/3	H	L	68-71
3/7/1988	3/1	2/1	N51	W	73-70
1/6/1989	1/3	1/3	A	L	59-67
3/6/1989	2/1	2/1	N51	W	66-51
4/2/1989	1/2	1/2	N55	W	76-60
2/3/1990	5/14	6/14	H	W	76-65
3/5/1990	3/11	3/11	N51	L	77-78
1/19/1991	2/10	2/10	A	L	65-70
3/3/1991	4/5	4/5	N51	W	70-62
3/23/1991	4/6	3/6	H	W	69-65
1/30/1992	4/nr	4/nr	H	W	69-54
1/12/1993	2/9	2/8	A	W	70-59
1/15/1994	1/21	1/20	H	W	58-46
1/14/1995	1/nr	1/nr	A	W	68-43
2/18/1996	5/20	5/18	H	W	72-67 (OT)
2/15/1997	8/nr	9/nr	A	W	76-63
3/2/1997	8/nr	11/nr	N65	L	59-61
1/14/1998	1/nr	1/nr	H	W	79-63
2/14/1999	1/17	1/21	A	W	71-63
2/27/2000	2/11	3/14	H	W	76-61
2/25/2001	1/nr	1/nr	A	W	63-49
1/10/2002	2/19	3/22	H	W	71-50
1/27/2002	2/22	2/22	A	W	66-53
1/12/2003	5/nr	5/nr	H	W	81-72
2/16/2003	3/nr	3/nr	A	W	59-56
3/7/2003	3/nr	3/nr	N107	W	66-51
2/1/2004	1/22	1/25	H	W	68-61 (OT)
1/20/2005	7/nr	9/nr	A	W	81-71
3/4/2005	5/nr	4/nr	N114	W	64-54
2/23/2006	5/nr	5/nr	H	W	81-56
3/5/2006	8/nr	9/nr	N107	W	77-45
2/8/2007	3/nr	3/nr	A	W	72-62
1/10/2008	2/22	2/20	H	W	85-52
1/25/2009	10/6	12/5	A	L	68-82
3/7/2009	19/6	24/5	N107	L	58-78
1/28/2010	5/nr	5/nr	H	W	85-56
1/23/2011	5/nr	6/nr	A	W	73-53
1/1/2012	7/nr	8/nr	A	W	73-52
2/5/2012	8/nr	8/nr	H	W	82-61
1/17/2013	9/nr	9/nr	A	W	75-66
2/21/2013	11/nr	10/nr	H	W	83-61
2/20/2014	10/nr	10/nr	H	W	93-63
1/15/2015	6/nr	6/nr	A	W	54-42

AUSTIN PEAY **6-0**

1/12/1974			H7	W	66-42
2/28/1974			N10	W	55-35
1/16/1976			A	W	65-53
11/15/1996	4/nr	4/nr	H74	W	80-59
3/16/2001	3/nr	3/nr	H	W	80-38
3/20/2010	3/nr	3/nr	H	W	75-42

AUSTRALIAN INSTITUTE OF SPORT **N/A**

11/23/1987			H	W-ex	93-77
11/22/1994			H	W-ex	106-57

BALL STATE **0-1**

3/22/2009	18/nr	23/nr	N45	L	55-71
-----------	-------	-------	-----	---	-------

BAYLOR **2-5**

3/28/2004	2/15	3/17	N112	W	71-69
11/15/2009	8/7	9/4	H	W	74-65
3/27/2010	3/14	3/18	N127	L	62-77
12/14/2010	6/3	6/2	A	L	54-65
11/27/2011	6/1	7/1	H	L	67-76
3/26/2012	9/1	7/1	N129	L	58-77
12/18/2012	10/3	11/3	A	L	53-76

BELMONT **3-6**

1/27/1970			A	L	61-64
1/31/1970			H	L	28-38
1/25/1974			H	W	63-51
2/18/1975			A	L	80-102

DATE	AP RANK UT/OPP	ESPN RANK UT/OPP	SITE	W/L	SCORE
1/17/1976			A	L	45-77
2/17/1976			H	L	71-79
11/30/1976	nr/nr		HG	W	78-63
1/28/1977	10/nr		A	L	59-60
3/1/1979	8/nr		H	W	94-53

BOISE STATE **1-0**

3/21/2015	6/nr	5/nr	H	W	72-61
-----------	------	------	---	---	-------

BOSTON COLLEGE **3-0**

3/15/1999	2/nr	2/nr	H	W	89-62
12/6/2000	2/nr	2/21	H	W	72-57
12/5/2001	2/nr	2/nr	A	W	75-66

BRAZILIAN NATIONAL TEAM **N/A**

6/20/1987			A53	L-ex	68-105
-----------	--	--	-----	------	--------

BRIGHAM YOUNG **1-0**

3/23/2002	6/nr	6/nr	N102	W	68-57
-----------	------	------	------	---	-------

BULGARIAN NATIONAL TEAM **N/A**

8/14/2003			N110	L-ex	67-69
-----------	--	--	------	------	-------

BULGARIAN NATIONAL B TEAM **N/A**

11/23/1993			H	W-ex	89-75
------------	--	--	---	------	-------

CAMEROON NATIONAL TEAM **N/A**

8/7/2015			N133	W-ex	66-49
----------	--	--	------	------	-------

CARSON-NEWMAN **14-2**

2/26/1920			H	L	13-14
2/16/1923			H	W	23-7
1/10/1925			H	W	38-30
2/9/1925			A	L	16-36
1/29/1969			A	W	53-49
2/13/1969			A	W	63-44
2/9/1971			H	W	46-33
2/23/1971			H	*	*
2/26/1971			HP	W	52-37
1/25/1972			H	W	51-45
2/15/1972			A	W	71-41
2/25/1972			H	W	45-39
2/24/1973			N4	W	56-50
1/12/1974			H7	W	55-41
1/22/1974			A	W	57-25
2/22/1974			A9	W	59-41
2/28/1975			N12	W	74-73
11/7/2004			H	W-ex	105-47
11/10/2005			H	W-ex	101-55
11/1/2006			H	W-ex	104-49
11/6/2007			H	W-ex	91-30
11/6/2008			H	W-ex	135-55
11/5/2009			H	W-ex	124-34
11/21/2010			H	W-ex	110-66
11/1/2011			H	W-ex	105-40
11/1/2012			H	W-ex	104-44
11/4/2013			H	W-ex	115-31
11/9/2014			H	W-ex	90-57

CENTENARY (TENN.) **1-0**

2/18/1925			A	W	54-10
-----------	--	--	---	---	-------

CENTRAL HIGH SCHOOL **3-1**

2/16/1907			H	W	28-0
1/18/1908			*	W	*
2/4/1909			H	W	28-8
12/16/1909			H	L	1-21

COLLEGE OF CHARLESTON **1-0**

2/18/1977	12/nr		N1	W	91-70
-----------	-------	--	----	---	-------

CHATTANOOGA **26-8**

2/8/1924			H	W	19-4
2/17/1925			A	W	39-16

GENERAL

STAFF

PLAYERS

REVIEW

HISTORY

FACILITIES

NCAA

SEC

RECORDS

MEDIA INFO



SERIES RECORDS

DATE	AP RANK UT/OPP	ESPN RANK UT/OPP	SITE	W/L	SCORE
1/9/1926			H	W	45-8
2/11/1926			A	W	45-15
2/4/1971			A	L	52-60
2/26/1971			HP	L	47-53
3/5/1971			N3	L	22-46
2/8/1972			A	W	58-48
2/26/1972			H	L	49-50
2/26/1972			H	W	56-53
3/3/1972			H	L	52-56
1/26/1973			H	L	55-58
2/24/1973			N4	W	55-51
1/25/1975			N4	W	77-73
2/22/1975			H	W	90-78
2/28/1975			N12	W	112-88
1/31/1976			H	W	96-62
2/28/1976			A	W	67-66
1/18/1980	5/nr		A	W	73-53
2/29/1980	4/nr		N10	W	71-63
12/4/1980	3/nr		H	W	90-56
12/5/1984	16/nr		H	W	78-54
11/16/2001	2/nr	2/nr	A	W	97-57
11/23/2003	3/nr	3/nr	H	W	83-52
11/19/2004	1/nr	1/nr	A	W	68-34
11/21/2005	2/nr	1/nr	H	W	92-50
11/12/2006	5/nr	5/nr	H	W	102-72
11/11/2007	1/nr	1/nr	H	W	76-56
11/21/2008	5/nr	13/nr	A	W	66-63
11/15/2010	4/nr	4/nr	H	W	103-43
1/3/2012	6/nr	7/nr	H	W	90-47
11/9/2012	20/nr	16/nr	A	L	71-80
11/14/2013	4/nr	3/nr	H	W	80-56
11/26/2014	4/nr	5/nr	A	L	63-67

CHATTANOOGA STATE CC 1-0

1/29/1976			H	W	114-51
-----------	--	--	---	---	--------

CHEYNEY 1-0

3/30/1984	15/9		N41	W	82-73
-----------	------	--	-----	---	-------

CINCINNATI 0-3

2/22/1924			H	L	9-29
2/26/1924			A	L	23-54
11/26/1984	12/nr		H	L	69-72

CLEMSON 11-1

12/17/1976	19/nr		N15	W	87-61
3/10/1977	10/nr		N3	W	84-46
11/28/1977	1/nr		H	W	88-70
11/29/1978	1/nr		A	W	75-66
3/8/1979	8/nr		H	W	89-61
2/18/1980	4/16		H	W	89-72
3/5/1980	3/16		H	W	95-79
1/21/1981	7/nr		A	L	64-72
1/21/1982	nr/nr		H	W	91-60
3/22/1990	4/nr	5/19	N32	W	80-62
3/19/1994	1/nr	1/nr	H	W	78-66
11/24/2000	2/nr	2/nr	N96	W	86-58

COKER N/A

11/4/2012			H	W-ex	118-44
-----------	--	--	---	------	--------

COLGATE 1-0

3/20/2004	2/nr	3/nr	N111	W	77-54
-----------	------	------	------	---	-------

COLORADO 3-1

12/8/1981	10/nr		A	L	60-78
12/20/1993	1/7	1/7	H	W	86-82 (OT)
12/17/1994	1/8	1/8	A	W	78-72
3/22/1997	10/18	11/21	N48	W	75-67

CONNECTICUT 9-13

1/16/1995	1/2	1/2	A	L	66-77
4/2/1995	3/1	2/1	N16	L	64-70
1/6/1996	4/2	4/2	H	L	53-59

DATE	AP RANK UT/OPP	ESPN RANK UT/OPP	SITE	W/L	SCORE
3/29/1996	4/2	4/3	N73	W	88-83 (OT)
1/5/1997	8/1	8/1	A77	L	57-72
3/24/1997	10/1	11/1	N48	W	91-81
1/3/1998	1/3	1/3	H	W	84-69
1/10/1999	2/1	2/1	A	W	92-81
1/8/2000	2/1	2/1	H	L	67-74
2/2/2000	4/1	4/1	A77	W	72-71
4/2/2000	2/1	2/1	N95	L	52-71
12/30/2000	2/1	2/1	A	L	76-81
2/1/2001	3/2	3/2	H	W	92-88
1/5/2002	2/1	2/1	H	L	72-86
3/29/2002	6/1	6/1	N103	L	55-79
1/4/2003	5/3	5/2	A	L	62-63 (OT)
4/8/2003	4/1	4/2	N108	L	68-73
2/5/2004	1/4	1/3	H	L	67-81
4/6/2004	2/6	3/6	N113	L	61-70
1/8/2005	10/15	10/14	A	W	68-67
1/7/2006	1/7	1/7	H	W	89-80
1/6/2007	4/5	4/5	A	W	70-64

COPENHAGEN (DENMARK) N/A

1/2/1992			N62	W-ex	98-44
----------	--	--	-----	------	-------

CREIGHTON 1-0

3/25/2013	10/nr	9/nr	H	W	68-52
-----------	-------	------	---	---	-------

CUMBERLAND (KY.) 5-0

3/10/1922			A	W	28-19
2/9/1923			H	W	28-14
2/27/1924			A	W	48-24
1/14/1926			H	W	47-12
1/10/1973			H	W	64-25

CUMBERLAND (TENN.) 2-0

2/12/1972			H	W	52-35
2/21/1976			H	W	90-42

DALHOUSIE (CANADA) N/A

11/6/2005			H	W-ex	131-40
-----------	--	--	---	------	--------

DAVIDSON 1-0

11/28/2012	13/nr	15/nr	H	W	75-40
------------	-------	-------	---	---	-------

DAYTON 2-0

12/4/1986	3/nr	3/nr	H	W	66-40
3/22/2010	3/nr	3/nr	H	W	92-64

DELTA STATE 4-2

12/17/1976	19/1		N15	L	63-74
3/25/1977	5/1		N16	L	58-62
1/5/1978	3/2		H	W	94-74
12/28/1978	5/7		N23	W	67-63
1/9/1979	4/7		A	W	85-73
2/6/1979	6/15		H	W	73-57
11/9/2009			H	W-ex	79-46

DEPAUL 20-0

2/13/1991	4/nr	4/nr	H	W	105-43
1/10/1992	3/nr	3/nr	A	W	70-62
1/21/1993	2/21	2/21	H	W	60-48
1/29/1994	2/nr	2/nr	A	W	66-56
2/14/1995	2/nr	2/nr	H	W	85-54
12/20/1995	4/nr	4/nr	A	W	76-68
1/28/1997	9/nr	9/nr	H	W	94-83
1/20/1998	1/nr	1/nr	A	W	125-46
12/3/1998	3/nr	3/nr	H	W	89-47
12/17/1999	2/nr	2/nr	A	W	100-66
11/18/2000	2/nr	2/nr	H	W	94-52
12/19/2001	2/nr	2/nr	A	W	80-66
1/14/2003	5/25	5/24	H	W	76-57
12/17/2003	2/nr	2/nr	A	W	96-89 (OT)
3/22/2004	2/nr	3/25	N111	W	79-59
12/12/2004	9/15	9/15	H	W	78-63
1/2/2008	3/15	3/15	A	W	102-68

SERIES RECORDS

DATE	AP RANK UT/OPP	ESPN RANK UT/OPP	SITE	W/L	SCORE
11/30/2008	9/nr	12/nr	H	W	88-67
12/11/2011	7/20	8/21	N87	W	84-61
3/19/2012	9/rv	7/23	A	W	63-48

DRAKE					
3/18/2007	3/nr	4/nr	N120	W	76-37

DUKE					
12/6/1998	3/16	3/16	N86	W	74-60
3/22/1999	2/10	2/11	N25	L	63-69
12/27/2001	2/9	2/9	N100	W	89-68
11/24/2002	2/1	2/1	N104	L	55-76
4/6/2003	4/2	4/1	N108	W	66-56
1/24/2004	2/1	2/1	A	W	72-69
12/2/2004	4/10	5/9	H	L	57-59
1/23/2006	1/2	1/2	A	L	53-75
1/22/2007	4/1	4/1	H	L	70-74
1/28/2008	2/9	2/10	A	W	67-64
2/16/2009	13/7	18/10	H	L	54-62

EAST CAROLINA					
2/15/1975			N1	W	82-81
11/24/1985	9/nr	11/nr	H	W	74-56

EAST TENNESSEE STATE					
1/31/1924			H	L	16-22
2/2/1925			A	T	25-25
2/20/1926			H	W	50-16
2/1/1969			H	W	40-32
2/12/1971			A	L	56-62
2/27/1971			HP	W	54-45
2/4/1972			H	W	78-56
2/6/1973			A	W	54-44
2/11/1974			H	W	55-36
2/23/1974			N9	W	54-41
1/18/1975			H	W	80-36
1/25/1975			A	W	85-72
2/21/1975			H	W	97-41
1/24/1977	12/nr		H	W	100-57
2/3/1977	12/nr		A	W	102-46
1/3/1979	5/nr		A	W	82-59
2/5/1980	5/nr		H	W	90-48
1/17/1981	7/nr		A	W	81-66
2/28/1981	4/nr		N3	W	75-48
1/8/1986	11/nr	12/nr	H	W	98-39
12/22/2010	5/nr	6/nr	H	W	102-53

EASTERN ILLINOIS					
12/7/1985	11/nr	14/nr	N46	W	75-69

EASTERN KENTUCKY					
2/10/1973			HP	W	53-42
1/15/1974			H	W	51-41
2/25/1975			A	W	100-70
2/11/1976			H	L	68-89
2/12/1977	12/nr		A	W	84-70
2/22/1978	1/nr		H	W	90-67
11/27/1978	1/nr		A	W	91-67
12/19/1987	3/nr	4/nr	H	W	115-40
2/24/1993	1/nr	1/nr	A	W	95-58

EDINBORO					
1/10/1976			H	L	68-70

FARRAGUT SCHOOL					
2/18/1905			A	L	8-14
2/25/1905			H	L	6-10
1/27/1906			H	L	2-15
2/14/1908			A	L	4-15

FLORIDA					
2/8/1980	5/nr		H	W	118-44
11/28/1981	2/nr		A	W	85-73
2/1/1982	nr/nr		H	W	83-67

DATE	AP RANK UT/OPP	ESPN RANK UT/OPP	SITE	W/L	SCORE
1/23/1983	8/nr		A	W	94-62
2/2/1983	8/nr		H	W	70-69
1/8/1984	8/nr		A	W	78-70
1/31/1984	9/nr		H	W	69-49
1/21/1985	nr/nr		H	W	69-61
2/10/1985	nr/nr	24/nr	A	W	83-74
2/2/1986	10/nr	15/nr	H	W	82-60
1/17/1987	2/nr	2/nr	A	W	90-72
2/21/1988	3/nr	3/nr	H	W	108-53
2/18/1989	3/nr	3/nr	A	W	85-52
2/17/1990	4/nr	4/nr	H	W	75-42
3/3/1990	3/nr	3/nr	N51	W	81-56
1/16/1991	2/nr	2/nr	A	W	71-70 (OT)
2/22/1992	2/nr	4/nr	H	W	90-69
2/21/1993	1/nr	1/nr	A	W	88-75
12/18/1993	1/nr	1/nr	H	W	84-69
2/1/1995	2/14	2/15	A	W	76-69
1/2/1996	4/21	4/17	H	W	87-67
3/3/1996	5/18	5/17	N65	W	74-63
1/21/1997	8/19	9/nr	A	L	62-71
1/10/1998	1/12	1/14	H	W	99-60
1/21/1999	1/21	1/19	A	W	77-64
2/26/1999	2/nr	2/nr	N65	W	92-80
2/13/2000	2/nr	3/nr	H	W	97-78
3/3/2000	2/nr	3/nr	N65	W	91-79
11/21/2001	2/6	2/9	A	W	103-73
1/3/2002	2/15	2/16	A	W	88-64
1/31/2002	2/12	2/15	H	W	86-66
1/19/2003	5/nr	5/nr	A	W	94-53
2/9/2003	3/nr	3/nr	H	W	79-40
2/19/2004	3/nr	3/nr	H	W	88-79
2/3/2005	5/nr	5/nr	A	W	91-82 (OT)
2/26/2006	5/nr	5/nr	H	L	93-95 (OT)
1/11/2007	4/nr	4/nr	A	W	80-58
2/28/2008	3/nr	3/nr	H	W	88-61
3/7/2008	3/nr	3/nr	N101	W	92-61
2/8/2009	12/11	17/13	A	L	57-66
3/6/2009	19/21	24/18	N107	W	71-67
1/14/2010	4/nr	4/nr	A	W	66-64
2/14/2010	5/nr	5/nr	H	W	83-44
1/13/2011	5/nr	6/nr	A	W	83-40
2/10/2011	4/nr	4/nr	H	W	61-39
3/4/2011	4/nr	4/nr	N128	W	92-75
2/26/2012	10/nr	9/nr	H	W	75-59
1/13/2013	9/nr	9/nr	A	W	78-75 (OT)
3/8/2013	9/nr	9/nr	N119	W	82-73
1/23/2014	11/nr	12/nr	H	W	89-69
2/8/2015	6/nr	6/nr	A	W	64-56

FLORIDA A&M					
3/16/1995	3/nr	2/nr	H	W	96-59

FLORIDA ATLANTIC					
2/14/1990	4/nr	4/nr	H	W	95-73
1/21/1992	4/nr	4/nr	H	W	108-26

FLORIDA INTERNATIONAL					
3/18/1995	3/nr	2/nr	H	W	70-44

FLORIDA STATE					
2/8/1985	nr/nr	24/nr	A	W	67-56
1/26/1986	11/nr	11/nr	H	W	89-43

FORDHAM					
3/17/1979	6/nr		A24	W	76-54

FRENCH NATIONAL TEAM					
11/21/1988			H	W-ex	81-54

FTC-DIEGO BUDAPEST					
11/2/1999			H	W-ex	82-63

FULLERTON STATE					
12/16/1979	3/nr		A	W	88-57

GENERAL

STAFF

PLAYERS

REVIEW

HISTORY

FACILITIES

NCAA

SEC

RECORDS

MEDIA INFO



SERIES RECORDS

DATE	AP RANK UT/OPP	ESPN RANK UT/OPP	SITE	W/L	SCORE
FURMAN 4-0					
2/16/1973			N1	W	71-43
2/15/1974			N1	W	68-39
2/12/1976			N1	W	73-50
3/18/2000	2/nr	2/nr	H	W	90-38
GEORGE MASON 1-0					
12/6/1997	1/nr	1/nr	N80	W	93-61
GEORGETOWN 0-1					
11/27/2010	4/12	4/13	N117	L	58-69
GEORGE WASHINGTON 10-0					
12/29/1992	1/nr	1/nr	N64	W	73-53
11/27/2001	2/22	2/21	A	W	88-57
11/26/2002	4/21	5/24	H	W	83-61
12/30/2003	5/nr	5/nr	A	W	65-51
11/23/2004	1/nr	1/nr	H	W	71-41
12/7/2005	1/nr	1/nr	A	W	59-43
3/21/2006	6/nr	6/nr	N118	W	66-53
12/7/2006	6/21	5/19	H	W	85-62
12/8/2008	7/nr	9/nr	A	W	71-59
12/1/2009	6/nr	5/nr	H	W	93-53
GEORGIA 49-15					
2/15/1969			N1	W	38-26
12/17/1980	6/nr		N30	W	73-68 (OT)
1/17/1982	nr/13		A	L	63-66
2/11/1982	20/15		H	W	65-52
2/27/1982	8/18		N6	W	55-44
1/16/1983	8/9		A	W	74-54
2/12/1983	6/10		H	W	73-59
3/5/1983	8/12		H	L	65-71
3/27/1983	9/8		N37	L	63-67
1/22/1984	11/4		H	W	64-59
2/19/1984	10/4		A	L	65-84
3/25/1984	15/3		H	W	73-61
12/9/1984	15/3		A	L	72-78
2/2/1985	nr/5	20/5	H	L	56-72
1/29/1986	11/2	15/2	A	L	74-84
3/20/1986	15/2	5/4	N48	W	85-82
1/24/1987	3/12	3/13	H	W	78-72
1/31/1988	4/13	4/12	A	W	82-79
3/6/1988	3/17	2/17	N51	W	82-76
1/29/1989	2/5	2/4	H	W	78-64
1/28/1990	5/4	3/7	A	L	76-81
3/4/1990	3/6	3/6	N51	W	73-54
1/28/1991	3/4	4/5	H	L	74-81
2/15/1992	3/nr	3/nr	A	W	55-51
3/9/1992	2/24	2/nr	N51	W	73-66
2/14/1993	1/nr	1/nr	H	W	71-68
3/6/1993	1/nr	2/21	N65	L	72-73
2/27/1994	1/nr	1/nr	A	W	75-59
3/5/1994	1/nr	1/nr	N65	W	86-72
2/25/1995	2/9	2/9	H	W	83-61
4/1/1995	3/12	2/12	N16	W	73-51
1/8/1996	4/7	4/9	A	L	71-77
3/31/1996	4/5	4/5	N73	W	83-65
12/8/1996	4/5	4/5	H	L	93-94 (OT)
1/14/1998	1/19	1/19	A	W	96-71
1/28/1998	1/17	1/17	H	W	102-43
1/14/1999	1/4	1/4	H	W	102-69
1/28/1999	1/4	1/4	A	W	95-79
2/28/1999	2/14	2/12	N65	W	85-69
1/17/2000	2/7	2/7	A	L	51-78
1/18/2001	2/4	2/4	H	W	85-69
2/10/2002	3/22	4/21	A	W	52-50
3/1/2002	3/24	3/24	N101	W	81-67
2/20/2003	3/13	3/16	H	W	87-60
2/12/2004	3/19	3/17	A	W	70-67
3/6/2004	1/20	1/16	N101	L	66-68 (OT)
1/31/2005	5/18	5/19	H	W	77-70
1/12/2006	1/13	1/17	H	W	94-85
2/16/2006	5/13	5/13	A	W	58-55

DATE	AP RANK UT/OPP	ESPN RANK UT/OPP	SITE	W/L	SCORE
3/4/2006	8/12	9/12	N107	W	89-79
1/14/2007	4/15	4/15	A	W	52-41
2/5/2007	3/9	3/14	H	W	73-57
3/2/2008	3/22	3/20	A	W	72-63
2/5/2009	12/nr	17/nr	H	W	73-43
1/21/2010	3/8	3/8	A	L	50-53
2/21/2011	4/22	4/rv	H	W	77-44
3/5/2011	4/nr	4/nr	N128	W	82-58
1/5/2012	6/16	7/15	H	W	80-51
1/29/2012	7/17	9/15	A	W	67-50
1/6/2013	12/10	13/11	H	W	79-66
1/5/2014	5/19	5/18	A	W	85-70
1/25/2015	5/22	7/19	H	W	59-51
2/26/2015	6/nr	6/nr	A	W	70-59
3/6/2015	5/nr	5/nr	N107	W	75-41
GEORGIA STATE 1-0					
3/15/2002	6/nr	6/nr	H	W	98-68
GEORGIA TECH 6-0					
2/2/1987	5/nr	3/nr	H	W	100-74
1/11/1988	4/nr	4/nr	A	W	96-79
2/15/1989	3/nr	3/nr	H	W	88-71
11/26/2010	4/nr	4/nr	N117	W	66-42
11/11/2012	20/22	16/20	A	W	71-54
11/17/2013	4/nr	3/nr	H	W	87-76
GONZAGA 4-0					
11/25/2005	2/nr	1/nr	N117	W	79-65
12/16/2007	1/nr	1/nr	H	W	96-73
12/30/2008	8/nr	12/nr	A	W	77-58
3/28/2015	6/nr	5/nr	N132	W	73-69 (OT)
GRAMBLING STATE 1-0					
3/15/1997	10/nr	11/nr	H	W	91-54
GREEK NATIONAL TEAM N/A					
8/13/2003			A110	L-ex	79-85
8/16/2003			A110	W-ex	59-50
HAWAII PACIFIC 1-0					
12/20/1985	13/nr	14/nr	A	W	130-38
HIWASSEE JC 1-0					
1/28/1974			N8	W	61-31
HOUSTON JAGUARS N/A					
11/5/2006			H	W-ex	101-51
HUNGARIAN NATIONAL TEAM N/A					
11/13/1983			H	W-ex	94-80
ILLINOIS 7-0					
11/27/1985	9/nr	11/nr	H	W	71-57
1/3/1988	3/20	4/20	A	W	93-59
11/25/1988	1/nr	1/nr	N56	W	81-50
1/2/1990	5/nr	7/nr	H	W	84-57
12/21/1990	9/nr	8/nr	A	W	85-52
12/12/1997	1/5	1/5	H61	W	78-68
11/25/2000	2/21	2/21	N96	W	111-62
ILLINOIS STATE 2-0					
1/10/1981	9/nr		H	W	64-52
3/21/1981	2/nr		H	W	78-63
IMMACULATA 1-0					
3/26/1977	5/2		N16	W	91-71
INDIANA 1-0					
11/27/1987	1/nr	3/nr	N54	W	91-52
IOWA 2-1					
3/16/1986	15/14	16/14	H	W	73-68
11/30/1986	3/8	3/9	A49	W	74-56

SERIES RECORDS

DATE	AP RANK UT/OPP	ESPN RANK UT/OPP	SITE	W/L	SCORE
3/27/1993	2/4		A48	L	56-72
JACKSON STATE					1-0
3/13/1982	10/nr		H	W	72-56
JAMES MADISON					2-0
3/8/1974			A11	W	74-43
3/24/1988	1/14	3/15	N32	W	72-52
KANSAS					3-0
3/23/1996	4/20	4/22	N72	W	92-71
11/17/1996	4/12	4/13	H74	W	79-60
3/24/2012	9/nr	7/nr	N129	W	84-73
KANSAS STATE					4-0
3/24/1977	5/20		N16	W	81-69
3/15/1980	2/14		H	W	84-64
1/7/1982	20/nr		H	W	83-68
12/6/1985	11/nr	14/nr	N46	W	68-56
KENTUCKY					53-10
1/24/1976			N13	W	70-67
11/13/1976			H	W	107-53
1/7/1977	16/18		A	W	82-57
1/28/1978	3/nr		A	W	92-90 (20T)
2/25/1978	1/nr		H	W	99-66
3/10/1978	1/nr		N20	W	76-60
1/20/1979	4/nr		A	L	64-66
2/17/1979	6/nr		H	W	89-51
2/2/1980	6/17		A	W	91-83 (OT)
2/6/1981	11/10		H	W	81-65
3/13/1981	3/10		N32	W	58-49
1/28/1982	nr/8		H	W	81-75
2/18/1982	13/14		A	W	65-61
2/28/1982	11/13		A6	L	74-80
2/9/1983	6/4		A	W	95-85
2/27/1983	8/6		H	L	69-81
1/25/1984	11/nr		A	W	75-63
2/12/1984	6/nr		H	W	67-65
1/23/1985	nr/15	18/14	H	L	72-76 (OT)
2/13/1985	nr/19	24/16	A	W	77-66
1/24/1986	11/nr	11/24	A	L	82-96
1/11/1987	2/nr	2/nr	H	W	76-64
2/18/1988	3/nr	3/nr	A	W	99-75
3/5/1988	3/nr	2/nr	N51	W	100-66
1/21/1989	2/nr	2/nr	H	W	101-57
1/22/1990	3/nr	3/nr	A	W	76-60
1/12/1991	4/nr	3/nr	H	W	80-70
2/8/1992	4/nr	4/nr	A	W	77-52
3/8/1992	2/nr	2/nr	N51	W	94-80
2/6/1993	1/25	1/23	H	W	85-61
2/18/1994	1/nr	1/nr	A	W	95-89 (OT)
2/19/1995	2/nr	2/nr	H	W	67-41
3/4/1995	2/nr	2/nr	N65	W	74-62
1/14/1996	4/nr	5/nr	A	W	60-45
1/12/1997	9/nr	9/nr	H	W	84-61
1/18/1998	1/nr	1/nr	A	W	93-65
1/17/1999	1/nr	1/nr	H	W	98-60
1/23/2000	2/nr	2/nr	A	W	71-65
1/30/2000	4/nr	4/nr	H	W	77-48
1/21/2001	2/nr	2/nr	A	W	110-38
1/27/2001	3/nr	3/nr	H	W	83-39
2/24/2002	4/nr	4/nr	H	W	89-64
3/2/2003	3/nr	3/nr	A	W	84-69
1/29/2004	1/nr	1/nr	A	W	81-72
1/23/2005	7/nr	9/nr	H	W	67-49
1/26/2006	1/nr	3/nr	A	L	63-66
2/11/2007	3/nr	3/nr	H	W	84-62
1/17/2008	2/nr	2/nr	A	W	65-40
2/3/2008	2/nr	2/nr	H	W	79-51
1/8/2009	7/nr	11/nr	H	W	69-64
2/19/2009	13/nr	19/nr	A	L	56-66
2/25/2010	4/16	4/14	H	W	81-65
3/7/2010	4/19	4/18	N119	W	70-62

DATE	AP RANK UT/OPP	ESPN RANK UT/OPP	SITE	W/L	SCORE
2/7/2011	4/15	4/18	A	W	73-67
3/6/2011	4/16	4/16	N128	W	90-65
1/12/2012	6/9	7/8	A	L	60-61
2/13/2012	13/7	10/7	H	W	90-59
3/3/2013	8/10	8/10	A	L	65-78
2/16/2014	8/18	8/18	H	L	71-75
3/9/2014	6/12	6/13	N119	W	71-70
1/29/2015	6/10	6/10	A	W	73-72
2/15/2015	6/10	6/10	H	W	72-58
3/7/2015	5/12	5/11	N107	W	75-64
KIEV DYNAMO					N/A
11/5/2000			H	W-ex	144-52
KNOXVILLE					1-0
1/19/1971			*	(W)*	*
KNOXVILLE HIGH SCHOOL					0-1
2/12/1910			H	L	4-6
2/25/1910			A	*	*
KNOXVILLE YWCA					2-0
3/8/1920			H	W	30-1
2/5/1926			H	W	52-16
LAMAR					1-0
12/1/2010	9/nr	8/nr	H	W	99-55
LA SALLE					1-0
3/18/1989	1/18	1/nr	H	W	91-61
LIBERTY					1-0
3/14/1998	1/nr	1/nr	H	W	102-58
LIPSCOMB					2-0
12/29/2013	5/nr	5/nr	H	W	110-42
12/7/2014	14/nr	14/nr	A	W	85-51
LITHUANIA					N/A
11/11/1995			H	W-ex	85-49
LITHUANIAN UNIV. TEAMS SELECT					N/A
8/9/2015			N134	W-ex	71-61
LONG BEACH STATE					3-3
12/18/1979	3/8		N26	L	68-71
12/13/1983	9/5		A	L	51-56
3/27/1987	7/4	1/4	N52	W	74-64
12/3/1988	1/2	1/2	H	W	88-74
3/25/1989	1/7	1/7	N45	W	94-80
12/19/1989	4/8	4/8	A	L	58-62
LONGWOOD					1-0
3/9/1973			N6	W	61-43
LOUISIANA-MONROE					0-1
11/30/1984	12/nr		N43	L	53-68
LOUISIANA STATE					47-13
12/17/1977	5/2		N15	W	72-63
1/9/1978	3/4		A	L	62-72
2/6/1978	3/1		H	W	86-68
1/24/1979	7/17		A	L	80-85 (OT)
1/29/1979	7/17		H	W	92-48
1/28/1980	4/nr		H	W	96-73
12/10/1980	3/nr		A	W	88-73
12/17/1982	9/nr		A	W	83-73
2/3/1984	9/8		H	W	82-80
2/27/1985	18/nr	24/nr	H	W	85-78
1/20/1986	11/8	13/10	H	W	60-50
3/22/1986	15/9	5/8	N48	W	67-65
2/7/1987	5/9	6/9	A	W	84-73
3/5/1987	8/14	8/15	N51	W	64-63
2/13/1988	4/nr	4/nr	H	W	89-82

GENERAL

STAFF

PLAYERS

REVIEW

HISTORY

FACILITIES

NCAA

SEC

RECORDS

MEDIA INFO



SERIES RECORDS

DATE	AP RANK UT/OPP	ESPN RANK UT/OPP	SITE	W/L	SCORE
2/11/1989	3/18	3/19	A	W	89-65
2/10/1990	5/14	5/16	H	W	86-60
1/21/1991	4/10	2/11	A	W	79-77
3/4/1991	3/10	4/12	N51	L	75-80
1/8/1992	3/22	3/22	H	W	85-69
3/7/1992	2/nr	2/nr	N51	W	70-65
1/7/1993	2/nr	2/nr	A	W	95-61
1/9/1994	1/nr	1/nr	H	W	91-69
1/7/1995	1/nr	1/nr	A	W	102-68
2/22/1996	5/nr	5/nr	H	W	88-75
2/22/1997	8/13	8/13	A	L	78-83
3/1/1997	8/9	11/9	N65	W	100-99 (OT)
2/22/1998	1/nr	1/nr	H	W	90-58
2/21/1999	1/24	1/24	A	L	69-72
1/6/2000	2/16	2/21	A	W	86-50
2/20/2000	2/9	3/9	H	W	80-48
1/4/2001	2/11	2/11	H	W	89-70
2/18/2001	2/13	2/12	A	W	75-73
1/13/2002	2/nr	3/nr	H	W	79-67
3/2/2002	3/nr	3/nr	N101	L	80-81
2/23/2003	3/4	3/4	A	W	68-65
3/9/2003	3/6	3/5	N107	L	62-78
2/29/2004	2/15	2/17	H	W	85-62
4/4/2004	2/19	3/19	N113	W	52-50
2/10/2005	5/1	5/1	A	L	58-68
3/6/2005	5/1	4/1	N114	W	67-65
2/9/2006	5/3	5/4	H	L	69-72
3/5/2006	8/3	9/3	N107	W	63-62
2/19/2007	2/7	2/7	A	W	56-51
3/3/2007	2/11	2/10	N119	L	54-63
2/14/2008	1/7	1/7	H	L	62-78
3/9/2008	3/7	3/6	N101	W	61-55
4/6/2008	3/6	3/5	N122	W	47-46
2/26/2009	18/nr	23/nr	A	L	63-66
1/24/2010	3/18	3/19	A	W	55-43
2/22/2010	4/20	4/nr	H	W	70-61
1/2/2011	5/nr	6/nr	A	W	73-65
2/27/2011	4/nr	4/nr	H	W	80-60
1/19/2012	9/nr	9/nr	H	W	65-56
3/4/2012	13/nr	10/nr	N101	W	70-58
2/7/2013	12/nr	13/nr	A	W	64-62
1/2/2014	5/16	5/16	H	L	77-80
2/27/2014	10/nr	9/23	A	W	72-67
3/7/2014	6/nr	6/nr	N119	W	77-65
1/22/2015	5/nr	7/nr	H	W	75-58

LOUISIANA TECH 24-17					
12/16/1978	1/16		N15	L	56-64
3/23/1979	3/2		N25	L	84-102
12/7/1979	4/2		H	W	73-71
12/15/1980	3/1		A	L	53-77
3/29/1981	2/1		N33	L	59-79
1/10/1982	nr/1		H	L	64-72
3/26/1982	8/1		N35	L	46-69
12/14/1982	9/2		A	L	64-80
1/18/1984	12/1		H	L	63-81
12/13/1984	15/7		A	L	57-73
2/10/1986	14/3	12/5	H	L	56-59
2/9/1987	7/5	6/8	A	L	60-72
3/29/1987	7/3	2/1	N52	W	67-44
2/15/1988	3/5	4/2	H	W	76-74
4/1/1988	1/5	3/1	N55	L	59-68
11/27/1988	1/6	1/6	N56	W	62-61 (OT)
2/14/1989	3/2	3/2	A	W	72-65
12/9/1989	1/2	1/2	H	L	58-59
2/5/1991	5/nr	5/25	A	W	77-74
11/22/1991	1/21	1/nr	H	W	90-70
12/18/1992	1/11	1/11	A	W	83-76
12/22/1993	1/10	1/10	H	W	94-60
3/24/1994	1/6	1/7	N67	L	68-71
11/20/1994	1/3	1/2	N66	W	69-62
1/9/1995	1/3	1/3	A	W	62-56
1/22/1996	4/1	5/1	H	W	77-72
11/20/1996	3/11	2/8	N75	L	64-66

DATE	AP RANK UT/OPP	ESPN RANK UT/OPP	SITE	W/L	SCORE
2/24/1997	8/6	11/5	A	L	80-98
11/21/1997	1/2	1/2	H	W	75-61
3/29/1998	1/4	1/4	N84	W	93-75
11/30/1998	3/2	3/2	A	W	92-73
11/14/1999	2/6	2/6	H69	L	64-69
12/10/2000	2/12	2/10	A	W	70-62
11/23/2001	2/5	2/5	H	W	90-75
12/4/2002	4/15	5/13	A	W	60-35
12/7/2003	3/10	3/11	H	W	85-65
12/15/2004	9/nr	10/nr	A	W	70-59
12/15/2005	1/nr	1/nr	H	W	83-59
11/28/2006	4/nr	4/nr	A	W	71-50
11/26/2007	1/nr	1/nr	H	W	81-60
11/23/2008	5/nr	13/nr	H	W	94-59

LOUISVILLE 2-1					
12/16/2009	3/nr	3/nr	H	W	86-56
11/12/2010	4/nr	4/nr	A	W	63-50
4/2/2013	10/16	9/17	N125	L	78-86

LOVE & BASKETBALL N/A					
11/9/2009			H	W-ex	85-50

MAINE 2-0					
12/13/1990	10/nr	8/nr	A	W	77-64
11/24/1991	1/nr	1/nr	H	W	86-71

MANHATTAN 1-0					
12/7/1997	1/nr	1/nr	A	W	78-28

MARATHON OIL N/A					
11/19/1985			H	W-ex	82-57

MARIST 1-0					
3/25/2007	3/nr	4/nr	N121	W	65-46

MARQUETTE 2-0					
11/23/1996	3/nr	2/nr	N76	W	83-68
3/21/2011	4/25	4/23	H	W	79-70

MARS HILL 1-0					
1/31/1975			H	W	87-54

MARSHALL 3-0					
1/13/1973			H	W	49-39
1/9/1974			H	W	44-40
1/6/1977	16/nr		HG	W	114-39

MARTHA WASHINGTON 3-0					
3/18/1920			H	W	18-10
2/23/1923			A	W	29-26
2/12/1924			H	W	24-12

MARTIGNY BBC (SWITZERLAND) N/A					
8/19/1999			A90	W-ex	126-50

MARYLAND 10-5					
3/17/1978	1/6		N21	L	69-75
12/29/1978	5/4		N23	L	79-85
3/18/1980	2/6		H	W	93-76
1/15/1981	7/14		A	W	93-91 (OT)
3/24/1981	2/9		H	W	79-67
2/20/1982	13/9		H	W	70-62
3/31/1989	1/5	1/3	N55	W	77-65
12/6/1989	1/14	1/15	A	W	77-69
12/9/1990	6/23	6/23	H	W	82-71
12/30/1992	1/6	1/6	A64	L	72-77
12/12/1993	1/23	1/23	H	W	64-48
12/4/1994	1/nr	1/nr	A	W	95-29
11/26/2005	2/10	1/10	N117	W	80-75
3/30/2014	3/11	3/9	N131	L	62-73
3/30/2015	6/4	6/3	N132	L	48-58

SERIES RECORDS

DATE	AP RANK UT/OPP	ESPN RANK UT/OPP	SITE	W/L	SCORE
MARYVILLE					
8-15					
3/13/1903			A	L	1-10
4/6/1903			H	L	6-16
3/5/1904			A	L	0-29
3/12/1904			H	L	5-7
3/4/1905			H	L	11-24
3/10/1905			A	L	4-20
2/17/1906			A	L	5-37
2/24/1906			H	L	3-18
2/27/1907			A	L	11-22
unknown, 1908	*		L	6-9	
2/20/1909			H	L	14-25
1/30/1920			A	L	6-34
3/1/1920			H	L	11-23
3/4/1924			H	W	24-12
1/14/1925			H	W	40-10
1/23/1925			A	W	41-19
2/24/1925			H	L	14-20
1/25/1926			A	W	37-29
2/26/1926			H	L	27-28
1/31/1973			H	W	72-50
2/23/1973			N4	W	69-57
1/11/1974			HP7	W	64-29
2/5/1974			H	W	64-35

MARYVILLE ALL-STARS					
1-0					
1/20/1972			H	W	35-29

MEMPHIS					
26-1					
3/1/1974			N10	W	57-50
3/2/1974			N10	W	52-41
3/6/1976			N4	W	71-69 (OT)
1/29/1977	10/15		A	W	81-72
3/5/1977	12/18		N10	W	82-72
2/17/1978	1/15		H18	W	89-77
3/3/1978	1/13		N19	W	87-76
2/24/1979	6/17		A	L	75-79
1/21/1980	5/nr		H	W	86-48
3/19/1982	8/15		H	W	78-63
2/24/1986	14/nr	12/nr	A	W	94-79
1/28/1987	3/nr	3/nr	H	W	91-81
1/27/1988	4/nr	4/nr	A	W	97-73
2/6/1989	3/nr	2/nr	H	W	85-50
1/11/1990	5/nr	5/nr	A	W	88-69
2/21/1991	4/nr	4/nr	H	W	93-46
2/19/1992	2/nr	2/nr	A	W	118-59
2/16/1993	1/nr	1/nr	H	W	90-46
12/30/1993	1/nr	1/nr	A	W	79-65
11/26/1994	1/nr	1/nr	H	W	95-66
12/31/1995	5/nr	4/nr	A	W	84-63
12/3/1996	4/nr	4/nr	H	W	79-63
2/12/1998	1/nr	1/nr	A	W	91-65
2/16/1999	1/nr	1/nr	H	W	113-39
12/7/1999	2/nr	2/nr	A	W	92-69
12/15/2000	2/nr	2/nr	H	W	98-60
12/29/2001	2/nr	2/nr	A	W	92-66

MERCER					
0-1					
12/7/1974			H	L	83-84

MEXICAN NATIONAL TEAM					
N/A					
11/18/1991			H	W-ex	96-63

MIAMI (FLA)					
2-0					
11/15/2012	3/7	3/7	H	W	92-76
11/18/2012	24/23	20/23	A	W	79-67

MIAMI (OHIO)					
1-0					
11/23/1977	1/nr		H	W	100-33

MICHIGAN STATE					
2-1					
3/23/1977	5/17		N16	W	76-62
4/3/2005	3/6	4/2	N116	L	64-68
11/24/2005	2/9	1/9	N117	W	83-55

DATE	AP RANK UT/OPP	ESPN RANK UT/OPP	SITE	W/L	SCORE
MIDDLE TENNESSEE STATE					
*21-0					
1/15/1971			H	(W)*	*
1/15/1972			H	W	55-45
3/2/1972			H	W	47-39
1/17/1973			A	W	43-42
3/2/1973			N5	W	58-43
2/1/1974			H	W	77-33
1/10/1975			H	W	69-32
3/6/1976			N4	W	73-70
3/3/1977	12/nr		N10	W	87-66
1/17/1978			A	W	87-79
12/5/1978	1/nr		H	W	87-63
11/26/1979	4/nr		A	W	63-48
2/27/1981	4/nr		N3	W	66-47
3/17/1984	15/nr		H	W	70-52
11/26/2006	4/nr	4/nr	H	W	88-64
12/13/2007	1/nr	1/nr	H	W	84-61
12/11/2008	7/nr	10/nr	H	W	81-52
11/25/2009	6/nr	5/nr	A	W	69-52
11/29/2011	8/nr	8/nr	H	W	82-43
11/28/2012	16/nr	14/nr	H	W	88-81 (OT)
11/8/2013	4/nr	4/nr	A	W	67-57

MILLIGAN					
5-0					
1/29/1971			H	W	56-29
2/27/1971			HP	W	*
1/28/1972			A	W	72-26
2/9/1973			H	W	58-27
3/3/1976			A	W	112-43

MINNESOTA					
1-0					
12/4/1983	7/nr		H	W	54-50

MINSK (BELARUS)					
N/A					
1/5/1992			N62	L-ex	82-84

MISSISSIPPI (OLE MISS)					
43-7					

1/17/1977	13/nr		A	W	58-56
2/14/1977	12/14		H	W	74-63
1/7/1978	3/nr		A	W	65-61
2/4/1978	3/nr		H	W	87-79
2/10/1980	5/nr		H	W	85-71
1/8/1983	12/15		A	W	69-67
3/25/1983	9/13		N37	W	90-83 (3 OT)
2/15/1984	6/7		H	L	65-67
3/3/1985	15/6	24/3	A44	W	79-71
3/22/1985	13/6	13/7	N45	L	60-63
2/5/1986	10/8	12/8	A	L	54-68
3/1/1986	14/12	14/11	N40	L	78-83
1/31/1987	3/8	3/8	H	L	65-69
2/6/1988	4/7	4/7	A	W	78-67
1/14/1989	2/3	2/3	H	W	68-61
3/5/1989	2/12	2/11	N51	W	82-60
1/13/1990	5/nr	5/nr	A	W	63-57
1/26/1991	4/15	4/14	H	W	64-54
1/18/1992	2/10	2/9	A	L	78-80 (OT)
1/16/1993	2/nr	2/nr	H	W	64-53
2/16/1994	1/nr	1/24	A	W	70-60
1/29/1995	2/16	2/15	H	W	83-48
2/4/1996	3/20	3/25	A	L	78-72
3/2/1996	5/23	5/22	N65	W	73-51
2/2/1997	9/nr	9/nr	H	W	74-72
11/18/1997	1/nr	1/nr	H	W	92-54
2/4/1998	1/nr	1/nr	A	W	91-45
12/29/1998	2/nr	2/nr	A	W	92-51
2/4/1999	1/nr	1/nr	H	W	96-58
2/10/2000	2/nr	3/nr	A	W	70-49
2/8/2001	2/nr	2/nr	H	W	119-52
2/21/2002	4/nr	4/nr	A	W	86-69
2/6/2003	3/nr	3/nr	H	W	86-43
2/22/2004	3/nr	3/nr	A	W	85-69
2/6/2005	5/nr	5/nr	H	W	99-67
2/2/2006	5/nr	5/nr	A	W	78-63
2/15/2007	3/nr	3/nr	H	W	81-69

GENERAL

STAFF

PLAYERS

REVIEW

HISTORY

FACILITIES

NCAA

SEC

RECORDS

MEDIA INFO



SERIES RECORDS

DATE	AP RANK UT/OPP	ESPN RANK UT/OPP	SITE	W/L	SCORE
3/27/2007	3/nr	4/nr	N121	W	98-62
1/31/2008	2/nr	2/nr	A	W	68-44
1/29/2009	13/nr	15/nr	H	W	60-59
2/11/2010	5/nr	5/nr	A	W	61-58
2/28/2010	4/nr	4/nr	H	W	75-63
3/5/2010	4/nr	4/nr	N119	W	76-51
1/9/2011	5/nr	6/nr	H	W	86-46
2/24/2011	4/nr	4/nr	A	W	66-39
2/19/2012	13/nr	10/nr	A	W	66-56
2/10/2013	12/nr	13/nr	H	W	97-68
1/9/2014	8/nr	8/nr	H	W	94-70
2/6/2014	8/nr	8/nr	A	W	77-65
2/12/2015	6/nr	6/nr	A	W	69-49

MISSISSIPPI GULF COAST JC					2-0
12/18/1976	19/nr		N15	W	89-60
12/15/1977	5/nr		N15	W	83-35

MISSISSIPPI STATE					36-0
2/22/1986	15/nr	12/nr	A	W	72-51
2/21/1987	9/nr	8/nr	H	W	84-53
2/8/1988	4/nr	4/nr	A	W	81-74
1/16/1989	2/nr	2/nr	H	W	79-54
2/7/1990	5/nr	5/nr	A	W	76-55
1/2/1991	5/nr	7/nr	H	W	91-63
2/12/1992	3/nr	3/nr	A	W	78-56
1/9/1993	2/nr	2/nr	H	W	109-62
1/22/1994	1/nr	1/nr	A	W	82-62
1/21/1995	2/nr	2/nr	H	W	81-58
2/10/1996	6/nr	6/nr	A	W	92-76
2/9/1997	9/nr	9/nr	H	W	104-39
2/9/1998	1/nr	1/nr	A	W	74-52
2/27/1998	1/nr	1/nr	N82	W	88-60
2/6/1999	1/nr	1/nr	H	W	94-53
2/17/2000	2/22	3/18	A	W	79-75
3/5/2000	2/17	2/19	N65	W	70-67
1/15/2001	2/21	2/21	H	W	66-59
2/14/2002	3/nr	4/nr	A	W	80-78
1/26/2003	4/14	4/13	H	W	82-68
3/8/2003	3/10	3/11	N107	W	76-75
1/11/2004	5/nr	5/nr	A	W	61-53
3/5/2004	1/nr	1/nr	N101	W	67-57
2/24/2005	5/nr	5/nr	H	W	78-56
1/15/2006	1/nr	1/nr	A	W	79-56
1/18/2007	4/nr	4/nr	H	W	73-44
2/7/2008	2/nr	2/nr	A	W	87-69
2/24/2008	3/nr	3/nr	H	W	72-46
1/15/2009	13/nr	13/nr	A	W	63-56
2/22/2009	13/nr	19/nr	H	W	82-68
1/10/2010	4/nr	4/nr	A	W	75-48
1/27/2011	5/nr	6/nr	H	W	81-55
2/16/2012	13/nr	10/nr	A	W	57-41
1/31/2013	9/nr	10/nr	H	W	88-45
1/16/2014	12/nr	10/nr	A	W	67-63
2/1/2015	6/18	6/18	H	W	79-67

MISSOURI					6-1
1/14/1978	2/18		H	W	101-83
12/9/1978	1/19		A22	W	74-61
11/25/2010	4/nr	4/nr	N117	W	82-44
1/10/2013	9/nr	9/nr	H	W	84-39
2/3/2013	9/nr	10/nr	A	L	63-80
2/23/2014	10/nr	10/nr	A	W	56-50
1/2/2015	8/nr	9/nr	H	W	63-53

MONTANA					2-0
11/28/1993	1/nr	1/nr	H	W	82-66
12/19/1994	1/nr	1/nr	A	W	66-61

MONTCLAIR STATE					0-1
12/2/1977	1/7		N17	L	80-87

MTK BUDAPEST (HUNGARY)					N/A
11/30/1992			H	W-ex	84-70

DATE	AP RANK UT/OPP	ESPN RANK UT/OPP	SITE	W/L	SCORE
NEBRASKA					2-0
1/7/1980	5/nr		H	W	82-42
12/1/1984	12/nr		N43	W	77-58

NEVADA-LAS VEGAS					1-0
12/19/1979	3/15		A26	W	84-64

NORTH CAROLINA					16-3
3/9/1978	1/nr		A20	W	92-66
2/3/1979	8/nr		H	W	95-57
12/1/1979	4/nr		A	W	66-55
1/26/1981	7/nr		H	W	76-72
1/30/1982	nr/nr		A	W	76-62
11/24/1982	4/nr		H	W	108-65
1/2/1984	11/nr		A	W	75-59
12/7/1984	16/nr		H	W	84-70
1/11/1986	11/19	12/18	A	L	68-82
1/4/1987	1/nr	1/22	H	W	87-68
2/25/1988	3/nr	3/nr	A	W	88-65
3/25/1993	2/17	2/18	N48	W	74-54
3/23/1998	1/7	1/4	N83	W	76-70
3/28/2006	6/1	6/1	N93	L	63-75
12/3/2006	4/2	4/2	A	L	57-70
4/1/2007	3/2	4/2	N93	W	56-50
12/2/2007	1/5	1/4	H	W	83-79
12/2/2012	16/22	14/nr	H	W	102-57
11/11/2013	4/12	3/11	A	W	81-65

NORTH CAROLINA A&T					1-0
3/16/1994	1/nr	1/nr	H	W	111-37

NORTH CAROLINA STATE					12-3
3/12/1976			N14	L	85-86
1/2/1978	3/5		H	W	70-65
3/11/1978	1/5		N20	W	64-62
1/13/1979	4/8		A	W	79-66
1/4/1980	5/8		H	W	67-58
2/21/1981	7/15		A	W	72-63
2/6/1983	6/19		H	W	91-78
1/14/1984	8/16		A	L	59-65
1/19/1985	nr/17		H	W	72-57
1/13/1986	12/17	12/17	A	W	67-65
12/6/1986	3/20	3/20	H	W	86-65
12/1/1990	3/7	3/7	A	L	77-90
1/29/2000	4/8	4/8	N93	W	83-63
12/2/2001	2/8	2/9	N99	W	93-56
11/21/2004	1/nr	1/nr	A	W	64-54

NORTH CAROLINA-CHARLOTTE					3-0
3/1/1987	8/nr	8/nr	H	W	91-44
12/2/1991	1/nr	1/nr	A	W	79-56
12/9/1992	1/nr	2/nr	H	W	89-45

NORTH CAROLINA-GREENSBORO					0-2
2/19/1972			N1	L	36-51
2/13/1976			N1	L	79-81 (OT)

NORTHERN ILLINOIS					3-0
12/20/1987	3/nr	4/nr	H	W	103-76
2/5/1990	5/23	6/24	H	W	83-62
1/24/1992	4/nr	4/nr	A	W	78-61

NORTHWESTERN					3-0
1/20/1987	3/nr	3/nr	A	W	74-71
1/5/1988	4/nr	4/nr	H	W	78-65
3/20/1993	2/nr	2/nr	H	W	89-66

NORTHWESTERN STATE (LA.)					1-0
3/22/2014	3/nr	3/nr	H	W	70-46

NOTRE DAME					20-5
11/25/1983	5/nr		A39	W	71-56
11/24/1984	14/nr		H	W	62-57
12/9/1985	11/nr	14/nr	A	W	71-63

SERIES RECORDS

DATE	AP RANK UT/OPP	ESPN RANK UT/OPP	SITE	W/L	SCORE
2/14/1987	7/nr	8/nr	H	W	90-55
2/3/1988	4/nr	4/nr	A	W	91-71
2/20/1989	2/nr	3/nr	H	W	98-43
12/3/1989	1/nr	1/nr	A	W	77-54
2/9/1991	5/20	5/19	H	W	88-71
1/12/1992	2/nr	3/nr	A	W	85-82
1/4/1993	1/nr	1/nr	H	W	79-48
1/7/1994	1/nr	1/nr	A	W	105-70
11/19/1996	3/14	2/17	N75	W	72-59
3/28/1997	10/15	11/14	N78	W	80-66
3/17/2002	6/nr	6/nr	H	W	89-50
12/28/2002	5/12	5/12	N106	W	77-61
11/30/2003	3/17	3/17	H	W	83-59
12/31/2005	1/12	1/11	A	W	62-51
12/30/2006	4/nr	4/nr	H	W	78-54
1/5/2008	3/14	3/14	A	W	87-63
3/30/2008	3/15	3/19	N125	W	74-64
3/28/2011	4/9	4/7	N121	L	59-73
1/23/2012	7/2	9/2	A	L	44-72
1/28/2013	9/2	10/3	H	L	67-77
1/20/2014	11/2	12/2	H	L	70-86
1/19/2015	5/6	7/7	A	L	77-88

OAKLAND **1-0**

11/24/2013	3/nr	4/nr	H	W	84-50
------------	------	------	---	---	-------

OHIO STATE **9-1**

12/18/1976	19/nr		N15	W	67-57
12/12/1977	5/18		H	W	89-56
12/12/1978	1/nr		H	W	88-74
12/14/1978	1/nr		N15	W	69-59
1/31/1980	6/nr		A	W	72-56
12/17/1981	14/nr		N34	L	82-83 (2 OT)
12/29/1990	7/nr	7/nr	N58	W	85-69
11/21/1993	1/8	1/14	N66	W	80-45
3/18/1996	4/nr	4/nr	H	W	97-65
3/26/2011	4/18	4/24	N121	W	85-75

OKLAHOMA **5-1**

11/10/2002	2/22	2/19	H	W	94-68
12/21/2003	2/13	2/15	A	W	71-55
11/15/2007	1/9	1/8	N122	W	70-67
2/2/2009	12/2	15/2	A125	L	70-80
1/3/2010	4/14	4/15	H	W	96-75
3/31/2013	10/nr	9/nr	N125	W	74-59

OKLAHOMA STATE **1-0**

12/4/1992	2/nr	2/nr	N56	W	69-60
-----------	------	------	-----	---	-------

OLD DOMINION **36-9**

3/11/1977	10/12		N3	W	61-60
2/10/1979	6/1		A	L	56-71
3/10/1979	8/1		H	L	72-74
1/26/1980	4/2		H	L	54-61
3/8/1980	3/1		N27	L	67-68
3/23/1980	2/1		N28	L	53-68
2/16/1981	7/2		A	W	76-70
3/14/1981	3/6		A32	W	65-64
3/27/1981	2/3		N33	W	68-65
12/2/1981	7/2		A	L	54-66
2/14/1982	13/4		H	W	62-58
11/30/1982	4/3		H	L	72-78 (OT)
2/14/1983	4/9		A	L	66-90
11/29/1983	5/11		H	W	67-63
1/25/1985	nr/1	18/1	A	W	67-64
2/20/1986	15/nr	12/nr	H	W	79-68
1/7/1987	2/nr	2/nr	A	W	99-90
11/28/1987	1/18	1/18	N54	W	83-52
1/14/1988	4/nr	4/nr	H	W	91-68
1/4/1989	1/nr	1/24	A	W	93-58
1/6/1990	5/22	5/21	H	W	81-61
3/18/1990	4/nr	4/nr	H	W	87-68
1/6/1991	5/nr	5/nr	A	W	93-62
2/4/1992	4/nr	4/nr	H	W	75-59

DATE	AP RANK UT/OPP	ESPN RANK UT/OPP	SITE	W/L	SCORE
1/2/1993	1/nr	1/nr	A	W	68-60
1/13/1994	1/nr	1/nr	H	W	90-49
1/24/1995	2/nr	2/nr	A	W	77-54
1/11/1996	4/15	5/15	H	W	69-47
1/7/1997	9/2	9/4	A	L	72-83
3/30/1997	10/2	11/3	N78	W	68-59
2/7/1998	1/3	1/3	H	W	85-61
1/19/1999	1/12	1/11	A	W	77-61
1/3/2000	2/21	2/19	H	W	113-55
1/28/2001	3/nr	3/nr	A	W	87-70
1/8/2002	2/25	3/nr	H	W	74-62
1/7/2003	5/nr	5/nr	A	W	91-63
1/4/2004	5/nr	5/nr	H	W	66-42
1/2/2005	8/nr	8/nr	A	W	68-58
1/2/2006	1/nr	1/nr	H	W	83-67
12/22/2006	5/nr	5/nr	A	W	75-59
12/5/2007	1/25	1/nr	H	W	83-51
12/18/2008	11/nr	13/nr	A	W	81-76
12/30/2009	4/nr	4/nr	H	W	102-62
12/5/2010	9/nr	8/nr	A	W	74-44
12/28/2011	7/nr	8/nr	H	W	90-37

ORAL ROBERTS **3-0**

3/23/2008	3/nr	3/nr	N124	W	94-55
3/23/2013	10/nr	9/nr	H	W	83-62
11/17/2014	4/nr	5/nr	H	W	91-39

OREGON **1-0**

3/17/1997	10/nr	11/nr	H	W	76-59
-----------	-------	-------	---	---	-------

OREGON STATE **3-0**

12/18/1981	14/nr		N34	W	73-62
12/16/1987	3/nr	4/nr	A	W	91-56
12/28/2014	8/10	11/12	H	W	74-63

PENN **1-0**

11/14/2014	4/nr	4/nr	H	W	97-52
------------	------	------	---	---	-------

PENN STATE **8-1**

12/30/1978	5/11		N23	W	74-72
2/7/1982	20/14		H	W	98-74
1/30/1983	8/19		A	W	75-60
1/29/1984	9/nr		H	W	68-65
1/27/1985	nr/12	18/10	A	L	74-79
12/28/1991	3/7	3/7	H61	W	82-81
12/10/1994	1/7	1/6	N68	W	78-74
12/3/1995	3/12	2/12	N70	W	79-67
3/29/2003	4/15	4/16	H	W	86-58

PEPPERDINE **1-0**

11/13/2011	3/nr	3/nr	H	W	89-57
------------	------	------	---	---	-------

PESARO (ITALY) **N/A**

8/10/2003			N109	W-ex	58-13
-----------	--	--	------	------	-------

PITTSBURGH **5-0**

12/16/1977	5/nr		N15	W	83-55
1/28/1983	8/nr		A	W	73-60
1/4/1984	11/nr		H	W	88-64
3/20/2007	3/nr	4/nr	A	W	68-54
3/23/2015	6/nr	5/nr	H	W	77-67

POLISH NATIONAL TEAM **N/A**

12/2/1980			H	W-ex	76-49
-----------	--	--	---	------	-------

PORTLAND **2-0**

11/30/1997	1/nr	1/nr	A	W	74-51
11/13/1998	1/nr	1/nr	H	W	94-57

PRAGUE UNIV. (CZECHOSLOVAKIA) **N/A**

6/17/1987			N53	L-ex	62-85
-----------	--	--	-----	------	-------

PREMIER PLAYERS **N/A**

11/16/2002			H	W-ex	95-76
------------	--	--	---	------	-------

GENERAL

STAFF

PLAYERS

REVIEW

HISTORY

FACILITIES

NCAA

SEC

RECORDS

MEDIA INFO



SERIES RECORDS

DATE	AP RANK UT/OPP	ESPN RANK UT/OPP	SITE	W/L	SCORE
PRINCETON 1-0					
12/20/2005	1/nr	1/nr	H	W	107-39
PROVIDENCE 3-0					
11/29/1986	3/nr	3/nr	N49	W	86-70
1/25/1993	2/nr	2/nr	H	W	93-50
2/11/1994	2/nr	2/nr	A	W	83-73
PUERTO RICO-MAYAGUEZ 1-0					
11/29/2002	4/nr	5/nr	A	W	136-26
PURDUE 7-1					
12/6/1994	1/15	1/13	H	W	81-63
12/2/1995	3/7	2/5	N70	W	81-63
12/8/1995	2/10	2/10	A71	W	82-68
1/17/1997	9/nr	9/nr	H	W	72-60
11/15/1998	1/5	1/5	A85	L	68-78
12/2/1999	3/17	3/17	H	W	72-66
3/22/2005	3/nr	3/nr	H	W	75-54
3/25/2008	3/nr	3/nr	A124	W	78-52
RADFORD 1-0					
3/16/1996	4/nr	4/nr	H	W	97-56
REMUS AUSTRIA POWER N/A					
11/4/2001			H	W-ex	108-69
RICE 1-0					
11/15/2012	24/nr	20/nr	H	W	101-48
RICHMOND 1-0					
1/14/1991	2/nr	3/nr	H	W	80-54
ROANOKE 1-0					
3/8/1974			N11	W	68-47
ROMANIAN NATIONAL TEAM N/A					
8/15/2003			N110	W-ex	88-74
ROQUE-BRUEN (FRANCE) N/A					
8/22/1999			A92	W-ex	114-45
RUTGERS 20-3					
3/16/1979	6/3		N24	W	79-69
1/23/1982	nr/3		A	L	57-68
1/19/1983	8/16		H	W	81-61
12/30/1988	1/10	1/11	A57	W	93-53
3/21/1992	2/nr	2/nr	H	W	97-56
1/19/1993	2/nr	2/nr	H	W	93-74
1/17/1994	1/nr	1/nr	A	L	77-87
3/21/1998	1/nr	1/nr	N83	W	92-60
1/3/1999	2/15	2/13	N87	W	68-54
3/31/2000	2/8	2/8	N95	W	64-54
1/2/2001	2/9	2/10	N87	W	58-51
12/11/2003	2/nr	2/25	H	W	59-49
12/29/2004	8/24	8/nr	A	L	51-65
3/29/2005	3/9	3/10	N115	W	59-49
3/26/2006	6/9	6/9	N93	W	76-69
4/3/2007	3/15	4/18	N93	W	59-46
2/11/2008	1/5	2/7	H	W	59-58
1/3/2009	8/15	12/14	A	W	55-51
12/13/2009	4/nr	3/nr	N87	W	68-54
12/30/2010	5/nr	6/nr	H	W	87-51
12/13/2011	6/11	6/11	A	W	67-61
12/30/2012	13/nr	15/nr	H	W	66-47
12/14/2014	11/17	13/19	A	W	55-45
SAINT FRANCIS (PA.) 1-0					
12/03/2014	14/nr	14/nr	H	W	111-44
SAINT LOUIS 1-0					
12/1/2002	4/nr	5/nr	N105	W	75-40

DATE	AP RANK UT/OPP	ESPN RANK UT/OPP	SITE	W/L	SCORE
SAN FRANCISCO 2-0					
11/15/2008	7/nr	6/nr	H	W	68-39
12/22/2009	4/nr	4/nr	A	W	89-34
SAN JOSE STATE 1-0					
12/15/1979	3/nr		A	W	81-70
SANTA CLARA 1-0					
12/16/1991	3/nr	1/nr	A	W	73-71
SELEZIONE DREAM TEAM ITALY N/A					
8/11/2015			A135	W-ex	81-27
SHORTER 1-0					
1/11/1975			H	W	109-74
SMU 1-0					
11/29/2013	3/nr	4/nr	N130	W	87-47
SOLNA (SWEDEN) N/A					
1/4/1992			N62	W-ex	70-65
SOUTH CAROLINA 47-5					
2/18/1972			N1	W	44-30
3/10/1973			N6	L	54-59
2/16/1974			N1	W	72-45
1/15/1979	4/nr		H	W	62-54
3/9/1979	8/15		H	W	76-64
1/23/1980	4/8		A	L	52-56
3/7/1980	3/7		A27	W	67-54
3/21/1980	2/4		N28	W	75-72
1/12/1981	9/10		H	W	65-54
1/25/1982	nr/12		A	W	87-81
12/4/1982	4/13		N36	W	84-62
2/16/1983	4/nr		H	W	87-67
2/8/1984	7/nr		A	W	71-66
2/18/1985	20/nr	24/nr	H	W	66-58
1/6/1986	11/nr	13/nr	A	W	70-54
2/19/1987	9/nr	8/nr	H	W	80-56
1/20/1988	4/nr	4/nr	A	W	85-80
2/4/1989	2/17	2/17	H	W	60-54
1/25/1990	3/15	3/15	A	W	70-69
1/24/1991	4/nr	4/nr	H	W	77-61
1/15/1992	2/nr	2/nr	A	W	78-58
2/18/1993	1/nr	1/nr	H	W	100-57
2/8/1994	2/nr	2/nr	A	W	91-75
1/12/1995	1/nr	1/nr	H	W	72-55
2/15/1996	5/nr	5/nr	A	W	79-73 (OT)
2/11/1997	8/nr	9/nr	H	W	90-59
2/28/1997	8/nr	11/nr	N65	W	75-48
1/6/1998	1/nr	1/nr	A	W	94-52
1/7/1999	2/nr	2/nr	H	W	87-58
1/14/2000	2/nr	2/nr	A	W	92-76
1/11/2001	2/nr	2/nr	H	W	99-45
1/17/2002	2/8	3/8	A	W	80-61
1/23/2003	4/15	4/14	H	W	97-78
1/15/2004	5/nr	5/nr	A	W	86-58
2/8/2004	1/nr	1/nr	H	W	72-58
1/27/2005	5/nr	6/nr	A	W	68-53
2/17/2005	6/nr	6/nr	H	W	74-44
1/4/2006	1/nr	1/nr	A	W	66-51
2/1/2007	3/nr	3/nr	H	W	72-63
3/2/2007	2/nr	2/nr	N119	W	81-63
1/13/2008	2/nr	2/nr	A	W	71-48
1/18/2009	13/nr	15/nr	H	W	68-56
1/7/2010	4/nr	4/nr	H	W	79-62
1/31/2010	5/nr	5/nr	A	W	60-55
1/20/2011	5/nr	6/nr	A	W	71-56
2/17/2011	4/nr	4/nr	H	W	82-60
2/2/2012	8/nr	8/nr	H	L	60-64
3/3/2012	13/25	10/rv	N101	W	74-58
1/3/2013	12/18	13/15	A	W	73-53
3/2/2014	10/4	9/5	H	W	73-61
2/23/2015	6/2	6/2	A	L	66-71
3/8/2015	5/3	5/4	N107	L	46-62

SERIES RECORDS

DATE	AP RANK UT/OPP	ESPN RANK UT/OPP	SITE	W/L	SCORE
SOUTH CAROLINA STATE					2-0
3/19/1983	9/nr		H	W	86-51
11/22/1983	5/nr		H	W	85-69
SOUTH KOREAN NATIONAL TEAM					N/A
6/19/1987			N53	L-ex	74-86
SOUTHERN CALIFORNIA					8-7
2/2/1981	10/8		H	W	78-71
12/9/1981	10/4		A	L	70-86
3/21/1982	8/5		H	W	91-90 (OT)
12/6/1982	5/1		H	L	71-81
11/26/1983	5/1		N39	L	64-78
12/8/1983	7/1		A	L	66-81
4/1/1984	15/5		N41	L	61-72
1/8/1985	nr/6		H	W	71-60
12/13/1985	11/4	15/3	A	L	77-85
3/28/1986	15/3	5/2	N6	L	59-83
12/28/1986	1/7	1/7	N50	W	89-75
12/6/1988	1/17	1/18	H	W	102-69
12/22/1989	4/nr	1/nr	A	W	87-53
11/18/2001	2/nr	2/nr	H	W	106-66
12/14/2002	4/nr	5/nr	A	W	71-39
SOUTHERN ILLINOIS					2-0
11/19/1984	14/nr		N42	W	56-54
1/23/1989	2/nr	2/nr	H	W	78-44
SOUTHWEST MISSOURI STATE					1-0
3/17/1991	4/nr	3/nr	H	W	55-47
SOVIET NATIONAL TEAM					N/A
11/29/1979			H	L-ex	59-102
ST. JOHN'S					2-0
12/3/1982	4/nr		N36	W	69-56
3/24/2014	3/nr	3/nr	H	W	67-51
ST. JOSEPH'S					5-0
12/27/1986	1/nr	1/21	N50	W	76-66
11/25/1995	4/nr	2/nr	H	W	75-54
1/2/1997	8/nr	8/nr	A	W	64-52
11/16/1998	4/nr	1/nr	H	W	108-63
12/19/1999	2/nr	2/nr	A	W	82-59
ST. MARY'S (CA)					1-0
3/18/2001	3/nr	3/nr	H	W	92-75
ST. MARY'S NURSING					1-0
1/18/1974			H	W	53-39
STANFORD					23-9
12/18/1988	1/5	1/5	H	W	83-60
12/15/1989	2/3	2/3	A	L	71-85
11/25/1990	6/2	6/2	H	W	95-80
12/30/1990	7/8	7/8	N58	W	84-77
3/30/1991	4/11	3/10	N59	W	68-60
12/14/1991	1/3	1/3	A	L	95-96 (OT)
12/6/1992	2/1	2/1	N56	W	74-73 (OT)
12/21/1992	1/2	1/2	H	W	84-79
12/3/1993	1/9	1/8	A	W	81-75
12/1/1994	1/2	1/2	H	W	105-69
12/16/1995	2/9	2/9	A	L	72-90
12/15/1996	5/1	1/5	H	L	65-82
11/29/1997	1/11	1/10	N79	W	88-70
12/19/1998	2/nr	2/nr	H	W	98-62
11/26/1999	5/23	5/22	A	W	79-73
12/17/2000	2/15	2/22	H	W	63-58
12/16/2001	2/6	2/5	A	W	68-62
12/18/2002	4/5	4/5	H	W	71-56
12/14/2003	2/6	2/5	A	W	70-66 (OT)
3/30/2004	2/10	3/8	N112	W	62-60
12/21/2004	9/2	10/2	H	W	70-67
12/4/2005	2/12	1/11	A	W	74-67

DATE	AP RANK UT/OPP	ESPN RANK UT/OPP	SITE	W/L	SCORE
11/24/2006	4/11	4/11	H	W	77-60
12/22/2007	1/5	1/4	A	L	69-73 (OT)
4/8/2008	3/4	3/4	N122	W	64-48
12/21/2008	11/3	13/4	H	W	79-69 (OT)
12/19/2009	3/2	3/2	A	L	52-67
12/19/2010	6/3	6/2	H	W	82-72 (OT)
12/20/2011	6/4	6/4	A	L	80-97
12/22/2012	10/1	11/1	H	L	60-73
12/21/2013	3/6	3/5	A	L	70-76
12/20/2014	11/7	12/7	H	W	59-40
STEPHEN F. AUSTIN					3-3
12/15/1978	1/5		N15	L	60-69
1/14/1980	5/2		H	W	79-69
12/13/1980	3/17		A	L	68-72
11/22/1981	2/18		H	L	74-80
12/11/1982	5/nr		A	W	76-67
12/5/1992	2/8	2/8	N56	W	94-71
STETSON					5-0
12/3/1987	1/nr	1/nr	H	W	102-59
1/9/1989	2/nr	1/nr	A	W	97-62
11/26/1989	1/nr	1/nr	H	W	112-39
11/20/2005	2/nr	1/nr	H	W	83-33
3/19/2011	4/nr	4/nr	H	W	99-34
STOCKHOLM HUMAN RIGHTS (08)					N/A
11/3/2002			H	W-ex	116-50
SULLINS					1-1
2/24/1923			A	L	12-15
3/5/1969			H	W	70-34
TCU					4-0
11/27/2000	2/nr	2/nr	A	W	83-61
2/11/2003	3/nr	3/nr	H	W	86-72
1/2/2004	5/19	5/19	A	W	74-66
12/19/2004	9/nr	10/nr	H	W	82-55
TEMPLE					2-0
11/28/2004	1/nr	1/nr	H	W	52-48
12/28/2005	1/22	1/21	A	W	75-50
TENNESSEE SCHOOL FOR THE DEAF					0-0-1
1/16/1909			H	T	12-12
TENNESSEE STATE					4-0
2/17/1986	15/nr	14/nr	H	W	114-63
2/27/1988	3/nr	3/nr	H	W	104-51
12/17/2013	3/nr	3/nr	H	W	94-43
11/24/2014	4/nr	5/nr	H	W	97-46
TENNESSEE TECH					16-12
1/23/1969			H	W	45-43
1/28/1970			A	L	45-59
2/11/1970			H	L	48-60
3/3/1973			N5	L	45-48
3/10/1973			N6	L	49-61
2/9/1974			A	W	65-51
3/2/1974			A10	L	51-54 (OT)
1/27/1975			A	L	73-96
2/4/1975			H	L	74-76
1/24/1976			A13	L	61-83
2/6/1976			H	L	84-89 (OT)
3/4/1976			N4	L	76-91
2/7/1977	12/6		A	L	65-70
2/25/1977	12/6		H	W	80-67
3/4/1977	12/6		A10	L	70-76
3/12/1977	10/7		N3	W	72-59
12/3/1977	1/11		N17	W	65-60
12/16/1977	5/nr		N15	W	79-64
1/18/1978	3/nr		A	W	82-81 (OT)
2/18/1978	1/nr		H18	W	80-64
3/4/1978	1/nr		N19	W	92-73

GENERAL

STAFF

PLAYERS

REVIEW

HISTORY

FACILITIES

NCAA

SEC

RECORDS

MEDIA INFO



SERIES RECORDS

DATE	AP RANK UT/OPP	ESPN RANK UT/OPP	SITE	W/L	SCORE
2/15/1979	6/nr		H	W	80-75
3/3/1979	8/nr		H	W	85-60
2/12/1980	4/nr		A	W	68-66
3/1/1980	4/20		A10	W	83-66
2/12/1981	7/nr		H	W	69-63
3/15/1987	7/nr	7/nr	H	W	95-59
2/2/1991	3/nr	3/nr	H	W	94-67

TENNESSEE TECH JV **1-0**
1/23/1976 A13 W 74-51

TENNESSEE-MARTIN **14-2**

3/4/1971			N3	L	26-39
3/3/1972			H	L	42-53
3/2/1973			N5	W	59-57 (OT)
3/3/1973			N5	W	61-57 (OT)
2/7/1975			A	W	92-76
12/10/1975			H	W	77-50
3/5/1976			N4	W	77-62
2/12/1979	6/nr		H	W	124-60
3/2/1979	8/nr		H	W	96-51
2/16/1980	4/nr		A	W	69-55
2/28/1980	4/nr		N10	W	81-35
2/26/1981	4/nr		N3	W	71-41
11/23/1997	1/nr	1/nr	A	W	73-32
11/19/1999	5/nr	2/nr	H	W	133-60
12/5/2006	6/nr	5/nr	H	W	85-29
3/17/2012	9/nr	7/nr	N128	W	72-49

TEXAS **23-13**

12/8/1978	1/10		N22	W	84-60
12/9/1982	5/10		A	L	59-74
12/1/1983	5/4		H	L	65-66
12/11/1984	15/2		A	L	60-91
12/1/1985	11/1	11/1	H	L	52-74
12/14/1986	3/1	3/1	A	W	85-78
12/29/1986	1/2	1/2	N50	L	74-88
12/9/1987	1/2	1/2	H	L	78-97
1/31/1989	2/11	2/11	A	L	67-69
1/20/1990	3/6	3/7	H	W	76-70
2/23/1991	4/15	4/15	A	W	64-55
12/19/1991	3/19	3/19	N60	W	86-72
2/25/1992	2/24	2/nr	H	W	86-68
2/2/1993	1/13	1/13	A	W	72-58
1/25/1994	2/nr	2/nr	H	W	94-60
12/28/1994	1/nr	1/nr	A	W	66-54
12/10/1995	2/nr	2/nr	H	W	83-67
12/21/1996	6/13	6/16	A	W	68-65 (OT)
12/3/1997	1/nr	1/nr	H	W	98-64
11/28/1998	3/nr	3/nr	A	W	86-65
12/30/1999	2/25	2/nr	H	W	106-76
12/22/2000	2/15	2/22	A	W	67-59
2/12/2002	3/18	4/17	H	L	66-69
12/21/2002	4/22	4/21	A	L	62-63
12/28/2003	2/5	2/5	H	L	60-70
11/25/2004	1/4	1/4	A	L	59-74
12/1/2005	2/16	1/18	H	W	102-61
12/17/2006	5/23	5/24	A	W	67-46
11/18/2007	1/21	1/22	H	W	92-67
12/14/2008	7/6	10/5	A	L	59-73
12/6/2009	6/17	5/17	H	W	78-58
12/12/2010	8/21	7/24	A	W	92-77
12/4/2011	8/21	8/22	H	W	73-57
12/16/2012	13/18	12/20	A	W	94-75
12/8/2013	3/nr	3/nr	H	W	75-61
11/30/2014	4/6	5/9	A	L	59-72

TEXAS A&M **6-1**

12/19/1997	1/nr	1/nr	N81	W	105-81
4/1/2008	3/8	3/9	N125	W	53-45
2/28/2013	8/13	8/15	H	W	82-72
3/9/2013	9/19	9/19	N119	L	62-66
1/26/2014	11/17	12/15	A	W	76-55
3/8/2014	6/15	6/14	N119	W	86-77

DATE	AP RANK UT/OPP	ESPN RANK UT/OPP	SITE	W/L	SCORE
1/8/2015	7/9	9/8	H	W	81-58

TEXAS TECH **6-0**

3/25/1995	3/5	2/6	H	W	80-59
11/27/1995	3/10	2/14	H	W	81-44
12/18/1996	6/11	6/10	A	W	79-71
3/27/2000	2/11	2/11	N94	W	57-44
3/27/2005	3/14	3/14	N115	W	75-59
11/17/2009	6/nr	5/nr	N126	W	91-53

TOLEDO **1-0**
12/18/1985 13/nr 14/nr N47 W 81-63

TROY **1-0**
12/14/2013 3/nr 3/nr H W 103-64

TUSCULUM **1-0**
2/15/1926 A W 37-12

UCLA **18-1**

1/5/1979	5/4		H	W	88-74
3/25/1979	3/6		N25	W	104-86
12/13/1979	3/11		A	W	80-77
1/3/1981	7/8		H	L	62-65
12/13/1981	14/17		A	W	71-66
12/10/1983	7/nr		A	W	73-70
1/6/1985	ntr/nr		H	W	72-57
12/15/1985	13/nr	15/nr	A	W	68-64
12/20/1986	1/nr	1/nr	H	W	81-58
12/13/1987	1/nr	1/nr	A	W	89-63
12/20/1988	1/nr	1/nr	H	W	82-50
12/17/1989	2/nr	2/nr	A	W	77-55
12/16/1990	10/nr	8/nr	H	W	113-86
12/21/1998	2/8	2/8	H	W	100-77
11/28/1999	5/4	5/4	A	W	88-77
11/16/2006	5/20	4/21	H	W	83-60
12/19/2007	1/nr	1/nr	A	W	82-70
11/28/2009	6/nr	5/nr	H	W	61-47
12/17/2011	6/nr	6/nr	A	W	85-64

UNIMEP SAO PAULO (BRAZIL) **N/A**
6/14/1987 A L-ex 71-104

UNION (KY.) **1-1**

3/11/1922			A	L	8-14
3/1/1969			N2	W	43-23

UNION (TENN.) **0-3**

2/8/1975			A	L	67-80
2/27/1975			N12	L	90-95
3/1/1975			N12	L	93-94
11/7/2010			H	W-ex	86-53
11/8/2011			H	W-ex	93-45

UNITED STATES ARMED FORCES **N/A**
11/4/1997 H W-ex 111-54

UNITED STATES NATIONAL TEAM **N/A**

11/22/1995			H	L-ex	58-82
11/7/1999			H	W-ex	65-64
11/4/2007			H	L-ex	83-72

VALDOSTA STATE **3-1**

3/18/1978	1/8		N21	L	80-83
1/27/1979	7/14		H	W	93-73
1/12/1980	5/nr		A	W	72-65
11/29/1980	3/nr		N29	W	99-84

VALENCIENNES-ORCHIES (FRANCE) **N/A**
8/15/1999 A88 W-ex 71-68

VANDERBILT **65-9**

1/18/1976			A	W	96-27
11/21/1979	4/nr		A	W	77-53

SERIES RECORDS

DATE	AP RANK UT/OPP	ESPN RANK UT/OPP	SITE	W/L	SCORE
12/6/1981	10/nr		H	W	99-77
1/4/1982	20/nr		A	W	80-63
2/26/1982	8/nr		N6	W	80-75
1/12/1983	11/nr		H	W	98-70
2/19/1983	4/nr		A	W	94-79
2/5/1984	7/nr		A	W	82-73
2/26/1984	10/nr		H	W	74-72
1/16/1985	nr/nr		A	L	77-84
2/16/1985	nr/nr	24/nr	H	W	82-71
2/15/1986	14/nr	14/nr	H	W	94-81
2/4/1987	5/14	6/13	A	L	76-77
1/17/1988	4/nr	4/20	H	W	104-67
1/26/1989	2/nr	2/23	A	W	80-60
2/22/1990	4/nr	4/nr	H	W	88-77
12/6/1990	6/nr	6/nr	A	L	66-80
3/2/1991	4/nr	4/nr	N51	W	62-60
2/2/1992	4/13	4/11	H	W	70-53
1/30/1993	2/1	2/1	A	W	73-68
1/31/1994	2/9	2/10	A	W	84-82
2/13/1994	2/12	2/11	H	W	79-57
3/7/1994	1/13	1/13	N65	W	82-57
12/31/1994	1/8	1/9	A	W	72-70
2/12/1995	2/7	2/7	H	W	75-55
3/6/1995	2/9	2/11	N65	L	61-67
1/19/1996	6/2	5/2	H	W	85-82
2/25/1996	5/10	5/9	A	W	79-71
1/19/1997	9/7	9/7	A	W	92-79 (OT)
2/17/1997	8/15	8/13	H	W	64-59
1/25/1998	1/9	1/8	H	W	86-54
2/16/1998	1/14	1/11	A	W	91-60
2/28/1998	1/14	1/13	N82	W	106-45
2/7/1999	1/nr	1/nr	A	W	66-60
2/18/1999	1/nr	1/nr	H	W	89-53
2/4/2000	4/nr	4/nr	H	W	78-52
2/24/2000	2/nr	3/nr	A	W	59-57
3/4/2000	2/nr	3/nr	N65	W	61-53
1/23/2001	3/16	3/17	A	W	70-64
2/22/2001	1/18	1/17	H	W	70-66
3/3/2001	1/15	1/15	N94	L	74-77
2/2/2002	2/8	2/6	A	L	59-76
2/16/2002	3/6	4/6	H	W	75-68
3/25/2002	6/4	6/4	N102	W	68-63
2/2/2003	4/17	4/17	A	W	81-67
2/27/2003	3/17	3/18	H	W	91-71
1/22/2004	2/nr	2/nr	H	W	79-54
2/15/2004	3/nr	3/nr	A	W	94-88
1/16/2005	8/17	10/15	A	W	79-65
2/13/2005	5/21	5/20	H	W	72-63
3/5/2005	5/18	4/17	N114	W	76-73
1/19/2006	1/19	1/19	A	W	80-68
2/12/2006	5/22	5/20	H	W	70-67
1/25/2007	4/15	4/14	A	W	67-57
2/25/2007	2/12	2/12	H	W	73-53
1/20/2008	2/nr	2/nr	H	W	79-63
2/17/2008	1/25	1/nr	A	W	81-68
3/8/2008	3/21	3/22	N101	W	63-48
1/11/2009	7/24	11/24	A	L	58-74
3/1/2009	18/19	23/21	H	W	75-66
1/17/2010	4/nr	4/22	H	W	64-57
2/8/2010	5/nr	5/22	A	W	69-60
3/6/2010	4/nr	4/nr	N119	W	68-49
1/15/2011	5/nr	5/nr	H	W	68-56
2/13/2011	4/nr	4/nr	A	W	65-57
1/15/2012	6/25	7/24	H	W	87-64
2/9/2012	11/nr	11/25	A	L	79-93
3/2/2012	13/25	10/nr	N101	W	68-57
1/24/2013	9/nr	9/nr	A	W	83-75
2/17/2013	12/nr	10/nr	H	W	83-64
1/12/2014	8/nr	8/nr	A	L	63-74
2/10/2014	8/18	8/19	H	W	81-53
1/5/2015	7/nr	9/nr	A	W	57-49
3/1/2015	6/nr	6/nr	H	W	79-49

VERMONT						2-0
11/24/1996	3/nr	2/nr	A76	W		87-58
11/25/1997	1/nr	1/nr	H	W		92-52

VILLANOVA						1-0
3/31/2003	4/11	4/12	H	W		73-49

VIRGINIA						14-3
3/10/1981	3/nr		H	W		81-54
3/16/1985	13/nr	15/21	H	W		65-55
3/19/1987	7/11	7/11	H	W		66-58
3/26/1988	1/10	1/10	N32	W		84-76
3/23/1989	1/nr	1/19	N45	W		80-47
3/24/1990	4/12	5/4	N32	L	75-79 (OT)	
3/31/1991	4/2	3/2	N59	W	70-67 (OT)	
12/9/1994	1/12	1/12	N68	W		84-73
1/19/1995	6/3	6/2	H69	W		78-51
3/25/1996	4/11	4/10	A72	W		52-46
3/25/2000	2/19	2/19	N94	W		77-56
3/24/2003	4/nr	4/nr	H	W		81-51
11/17/2008	5/16	6/15	H	L		82-83
11/22/2009	6/12	5/17	A	W		77-63
11/18/2010	4/nr	4/nr	H	W		85-73
11/20/2011	3/nr	3/nr	A	L	64-69 (OT)	
11/28/2013	3/nr	4/nr	N130	W		76-67

VIRGINIA STATE						0-1
2/21/1925			H	L		18-39

VIRGINIA TECH						7-0
1/4/1983	12/nr		A	W		56-47
1/10/1984	8/nr		H	W		77-63
11/28/1989	1/nr	1/nr	H	W		81-55
12/3/1990	6/nr	3/nr	A	W		64-54
1/20/1994	1/nr	1/nr	H	W		88-51
2/22/1995	2/nr	2/nr	A	W		66-33
3/20/1999	2/13	2/15	N25	W		68-52

VISBY (SWEDEN)						N/A
11/8/1998			H	W-ex		100-60

WAKE FOREST						2-0
3/19/1988	1/nr	1/23	H	W		94-66
12/29/1988	1/nr	1/24	N57	W		82-61

WALTERS STATE CC						1-0
1/19/1976			H	W		82-57

WASHINGTON						1-0
11/26/1988	1/13	1/13	N56	W		70-48

WASHINGTON STATE						1-0
12/16/1981	14/nr		N34	W		55-46

WEST COAST ALL-STARS						N/A
11/9/2003			H	W-ex		86-57
11/14/2004			H	W-ex		77-36

WEST VIRGINIA						6-0
11/22/1982	4/nr		H	W		93-70
11/19/1983	5/nr		N38	W		52-47
1/12/1985	nr/nr		H	W		61-59
1/4/1986	11/nr	13/nr	A	W		74-58
12/20/2006	5/nr	5/nr	H	W		66-51
11/21/2007	1/15	1/17	N123	W		67-49

WESTERN CAROLINA						10-7
1/18/1969			A	L		46-77
2/8/1969			H	L		44-60
2/6/1970			A	L	*	*
2/14/1970			H	*	*	*
1/22/1971			A	L		26-43
2/19/1972			N1	W		48-44
2/22/1972			H	L		43-54
2/20/1973			A	W		48-46
2/19/1974			H	W		72-45

GENERAL

STAFF

PLAYERS

REVIEW

HISTORY

FACILITIES

NCAA

SEC

RECORDS

MEDIA INFO



SERIES RECORDS

3/9/1974			N11	W	66-51
1/22/1975			A	W	69-66
2/14/1975			N1	L	82-86
12/3/1975			H	W	62-44
1/14/1976			A	L	72-77
1/14/1977	13/nr		HG	W	82-62
2/17/1977	12/nr		N1	W	85-48
3/20/2005	3/nr	3/nr	H	W	94-43
11/25/2008	9/nr	12/nr	H	W	83-56

WESTERN KENTUCKY						7-1
11/20/1984	14/nr		A42	W	70-62	
2/20/1985	20/11	23/10	H	W	77-72	
2/24/1989	2/nr	2/nr	A	W	76-57	
1/4/1990	5/nr	5/nr	H	W	78-58	
3/21/1991	4/10	3/11	H	W	68-61	
3/26/1992	2/15	2/15	N63	L	70-75	
3/23/1995	3/9	2/7	H	W	87-65	
3/16/1998	1/15	1/18	H	W	82-62	

WESTERN MICHIGAN						2-0
1/1/1989	1/nr	1/nr	H	W	84-39	
12/1/1989	1/nr	1/nr	A	W	98-57	

WETZIKON BBC (SWITZERLAND)						N/A
8/17/1999			A89	W-ex	104-37	

WINTHROP						3-2
2/15/1969			A1	W	31-29	
2/20/1971			A	L	31-58	
2/16/1974			A1	W	60-45	
3/9/1974			N11	L	53-55	
11/21/2014	4/nr	4/nr	H	W	81-48	

WISCONSIN						5-0
2/8/1996	6/8	6/11	A	W	72-61	
2/4/1997	9/23	9/16	H	W	78-74	
12/20/1997	1/9	1/10	N81	W	87-66	
12/5/1999	3/25	3/nr	A	W	85-62	
12/3/2000	2/18	2/nr	H	W	90-66	

WISCONSIN-GREEN BAY						1-0
11/26/1996	5/nr	5/nr	H	W	71-36	

XAVIER						0-1
3/24/2001	3/12	3/11	N98	L	65-80	

YOUNGSTOWN STATE						2-0
2/10/1992	3/nr	4/nr	H	W	100-72	
2/9/1993	1/nr	1/nr	A	W	78-54	

TOURNEYS/NEUTRAL SITES

1-Winthrop Invitational; 2-Carson-Newman Invitational; 3-at Memphis State; 4-at East Tennessee State; 5-at Maryville; 6-at Kentucky; 7-Tennessee Invitational; 8-at Lenoir City, Tenn.; 9-at Carson-Newman; 10-at Tennessee Tech; 11-at Madison; 12-at Lambuth; 13-Tennessee Tech Invitational; 14-at Western Carolina; 15-Mississippi University for Women Christmas Invitational; 16-at Minnesota; 17-Lady Statesman Invitational at Delta State; 18-Lady Vol Classic; 19-at Tennessee-Martin; 20-at North Carolina; 21-at Delta State; 22-Midwestern Classic at Missouri; 23-Orange Bowl Classic, Miami, Fla.; 24-at Fordham; 25-at Greensboro (Coliseum), N.C.; 26-Nike Tournament of Champions at Nevada-Las Vegas; 27-at South Carolina; 28-at Central Michigan; 29-Lady Sunshine Classic, Sanford, Fla.; 30-at Marietta, Ga.; 31-at Louisiana State; 32-at Old Dominion; 33-at Oregon; 34-Giusti Tournament of Champions at Portland State; 35-at Norfolk, Va.; 36-Coca-Cola Classic at Detroit; 37-at Notre Dame; 38-at Parkersburg, W.Va.; 39-Notre Dame Thanksgiving Classic; 40-at Georgia; 41-at UCLA; 42-Bowling Green Bank Invitational at Western Kentucky; 43-Dial Classic at Minnesota; 44-at Mississippi; 45-at Western Kentucky, E.A. Diddle Arena; 46-Northern Illinois Fastbreak Fest; 47-at Hawaii; 48-at Iowa; 49-Amara-Hawkeye Classic at Iowa; 50-Orange Bowl/Burger King Classic at Miami (Fla.); 51-Albany, Ga.; 52-at Texas; 53-Mundialito de Basquete Feminino, Sao Paulo, Brazil; 54-Communiplex Classic, Cincinnati, Ohio; 55-at Tacoma, Wash.; 56-Rainbow Wahine Classic at Hawaii; 57-Bell Atlantic-Rutgers Invitational; 58-Hilton Head Super Shootout, Hilton Head Island, S.C.; 59-at New Orleans, La.; 60-Basketball Hall of Fame Game, Springfield, Mass.; 61-SEC/Big 10 Challenge; 62-World Invitational Club Basketball Championships, London, England; 63-at Purdue; 64-Maryland Invitational; 65-at Tennessee-Chattanooga; 66-State Farm Women's Basketball Hall of Fame Tip-Off Classic, Jackson, Tenn.; 67-at Arkansas; 68-at Richmond, Va.; 69-State Farm Hall of Fame Tip-Off Classic, Knoxville, Tenn.; 70-Kona Classic, Kailua-Kona, Hawaii; 71-Big 10/SEC Challenge at Purdue; 72-at Charlottesville, Va.; 73-at Charlotte, N.C.; 74-Women's National Invitational Tournament, Knoxville, Tenn.; 75-Women's National Invitational Tournament at Ruston, La.; 76-Howard Bank Classic, Burlington, Vt.; 77-at Hartford, Conn.; 78-Riverfront Coliseum, Cincinnati, Ohio; 79-San Jose Arena, San Jose, Calif.; 80-Draddy Gym, Riverdale, N.Y.; 81-UAA Sports Center, Anchorage, Alaska; 82-Columbus Civic Center, Columbus, Ga.; 83-at Vanderbilt; 84-Kemper Arena, Kansas City, Mo.; 85-State Farm Hall of Fame Tip-Off Classic at Purdue; 86-Disney Holiday Classic, Lake Buena Vista, Fla.; 87-at Madison Square Garden, New York, N.Y.; 88-at Namur, Belgium; 89-at Uster, Switzerland; 90-at Martigny, Switzerland; 91-at Istres, France; 92-at Nice, France; 93-at the Quicken Loans Arena (formerly known as the Gund Arena), Cleveland, Ohio; 94-at the Pyramid, Memphis, Tenn.; 95-First Union Center, Philadelphia, Pa.; 96-Women's Maui, Lahaina, Hawaii; 97-Bank One Ballpark, Phoenix, Ariz.; 98-Birmingham-Jefferson Convention Center, Birmingham, Ala.; 99-at the Honda Elite Four, Milk House, Orlando, Fla.; 100-at the ACC/SEC Shootout, Philips Arena, Atlanta, Ga.; 101-at Bridgestone Arena (formerly Sommet Center and Gaylord Arena), Nashville, Tenn.; 102-at the Hilton Coliseum, Ames, Iowa; 103-at the Alamodome, San Antonio, Texas; 104-at RBC Center, Raleigh, N.C.; 105-at the San Juan Shootout, San Juan, Puerto Rico; 106-at Consecro Fieldhouse, Indianapolis, Ind.; 107-at Verizon Arena (formerly Alltel Arena), North Little Rock, Ark.; 108-at the Georgia Dome, Atlanta, Ga.; 109-at Palasport Jacopucci Gymnasium, Viterbo, Italy; 110-at Domotiko Athlitiko Gym, Glyfada, Greece; 111-at Tallahassee Leon County Civic Center, Tallahassee, Fla.; 112-at Lloyd Noble Center, Norman, Okla.; 113-at New Orleans Arena, New Orleans, La.; 114-at Bi-LO Center, Greenville, S.C.; 115-at Liacouras Center, Philadelphia, Pa.; 116-at RCA Dome, Indianapolis, Ind.; 117-at Virgin Islands; 118-at Ted Constant Center, Norfolk, Va.; 119-Arena at Winnett Center in Duluth, Ga.; 120-at Petersen Events Center, Pittsburgh, Pa.; 121-at Dayton Arena, Dayton, Ohio; 122-at St. Pete Times Forum, Tampa, Fla.; 123-at Charleston (W.Va.) Civic Center; 124-at West Lafayette, Ind.; 125-at Chesapeake Energy Center (formerly Ford Center), Oklahoma City, Okla.; 126-AT&T Center, San Antonio, Texas; 127-FedExForum, Memphis, Tenn.; 128-Allstate Arena, Rosemont, Ill.; 129-Wells Fargo Arena, Des Moines, Iowa; 130-St. George's H.S. Gym, Freeport, Bahamas; 131-KFC Yum! Center, Louisville, Ky.; 132-Spokane Veterans Memorial Arena, Spokane, Wash.; 133-Polisportivo G. Cosaro, Montecchio Maggiore, Italy; 134-Palazzetto Dello Sport Sandro Pertini, Ponte Buggianese, Italy; 135-Arena Altero Felici, Rome, Italy

YEAR-BY-YEAR RESULTS

Prior to 1974-75, all results are based on the best available information. Known gaps in the information are marked with an asterisk. Other omissions are possible. If anyone has information that may be missing from these lists, please notify the UT Media Relations Office at (865) 974-1212.

KATHERINE WILLIAMS, CAPTAIN, (1 YEAR, 0-2) 1903 (0-2)

H- University YMCA Gym				
Date	Site	W/L	Score	Opponent
3/13/1903	A	L	1-10	Maryville
4/6/1903	H	L	6-16	Maryville

JENNY MORRILL, CAPTAIN (1 YEAR, 0-2) 1904 (0-2)

Date	Site	W/L	Score	Opponent
3/5/1904	A	L	0-29	Maryville
3/12/1904	H	L	5-7	Maryville

LEO THEODORE BELLMONT (1 YEAR, 0-4) 1905 (0-4)

Date	Site	W/L	Score	Opponent
2/18/1905	A	L	8-14	Farragut School
2/25/1905	H	L	6-10	Farragut School
3/4/1905	H	L	11-24	Maryville
3/10/1905	A	L	4-20	Maryville

ESSIE POLK, CAPTAIN (1 YEAR, 0-3) 1906 (0-3)

Date	Site	W/L	Score	Opponent
1/27/1906	H	L	2-15	Farragut School
2/17/1906	A	L	5-37	Maryville
2/24/1906	H	L	3-18	Maryville

THOMAS SNODDY MYERS (1 YEAR, 1-1) 1907 (1-1)

Date	Site	W/L	Score	Opponent
2/16/1907	H	W	28-0	Central High School
2/27/1907	A	L	11-22	Maryville

WILLARD C. BURNLEY (1 YEAR, 1-2) 1908 (1-2)

Date	Site	W/L	Score	Opponent
1/18/1908	*	W	*	Central High School
2/14/1908	A	L	4-15	Farragut School
*	*	L	6-9	Maryville

ANDREW WEISENBERG (1 YEAR, 1-1-1) 1909 (1-1-1)

H- University Gym				
Date	Site	W/L	Score	Opponent
1/16/1909	H	T	12-12	Tennessee School for the Deaf
2/4/1909	H	W	28-8	Central High School
2/20/1909	H	L	14-25	Maryville

HOWARD SANDBERG (1 YEAR, 0-2) 1909-10 (0-2)

Date	Site	W/L	Score	Opponent
12/16/1909	H	L	1-21	Central High School
2/12/1910	H	L	4-6	Knoxville High School
2/25/1910	A	*	*	Knoxville High School

MARY DOUGLAS AYRES (1 YEAR, 2-3) 1920 (2-3)

H-Tennessee Hall				
Date	Site	W/L	Score	Opponent
1/30/1920	A	L	6-34	Maryville
2/26/1920	H	L	13-14	Carson-Newman
3/1/1920	H	L	11-23	Maryville
3/8/1920	H	W	30-1	Knoxville YWCA
3/18/1920	H	W	18-10	Martha Washington

MABEL MILLER (2 YEARS, 4-2) 1922 (1-1)

Date	Site	W/L	Score	Opponent
3/10/1922	A	W	28-19	Cumberland (Ky.)
3/11/1922	A	L	8-14	Union (Ky.)

1923 (3-1)

H-Jefferson Hall				
Date	Site	W/L	Score	Opponent
2/9/1923	H	W	28-14	Cumberland (Ky.)
2/16/1923	H	W	23-7	Carson-Newman
2/23/1923	A	W	29-26	Martha Washington
2/24/1923	A	L	12-15	Sullins

FAY MORGAN (1 YEAR, 4-3) 1924 (4-3)

Date	Site	W/L	Score	Opponent
1/31/1924	H	L	16-22	East Tennessee
2/8/1924	H	W	19-4	Chattanooga
2/12/1924	H	W	24-12	Martha Washington
2/22/1924	H	L	9-29	Cincinnati
2/26/1924	A	L	23-54	Cincinnati
2/27/1924	A	W	48-24	Cumberland (Ky.)
3/4/1924	H	W	24-12	Maryville

ANN HUDDLE (2 YEARS, 12-4-1) 1925 (5-3-1)

Date	Site	W/L	Score	Opponent
1/10/1925	H	L	38-30	Carson-Newman
1/14/1925	H	W	40-10	Maryville
1/23/1925	A	W	41-19	Maryville
2/2/1925	A	T	25-25	East Tennessee
2/9/1925	A	L	16-36	Carson-Newman
2/17/1925	A	W	39-16	Chattanooga
2/18/1925	A	W	54-10	Centenary (Tenn.)
2/21/1925	H	L	18-39	Virginia State
2/24/1925	H	L	14-20	Maryville

1926 (7-1)

Date	Site	W/L	Score	Opponent
1/9/1926	H	W	45-8	Chattanooga
1/14/1926	H	W	47-12	Cumberland (Ky.)
1/25/1926	A	W	37-29	Maryville
2/5/1926	H	W	52-16	Knoxville YWCA
2/11/1926	A	W	45-15	Chattanooga
2/15/1926	A	W	37-12	Tusculum
2/20/1926	H	W	50-16	East Tenn. State
2/26/1926	H	L	27-28	Maryville

NANCY LAY (9 YEARS)

1960 to 1968
No schedules or results available

JOAN CRONAN (2 YEARS, 8-10) 1969 (8-4)

H-Alumni Gym				
Date	Site	W/L	Score	Opponent
1/18/1969	A	L	46-77	Western Carolina
1/23/1969	H	W	45-43	Tennessee Tech
1/29/1969	A	W	53-49	Carson-Newman
2/1/1969	H	W	40-32	East Tennessee
2/8/1969	H	L	44-60	Western Carolina
2/13/1969	A	W	63-44	Carson-Newman
2/15/1969	N1	W	38-26	Georgia
2/15/1969	A1	W	31-29	Winthrop
2/28/1969	N2	L	50-58 (OT)	Appalachian State
3/1/1969	N2	W	43-23	Union (Ky.)
3/1/1969	N2	L	33-35 (OT)	Appalachian State
3/5/1969	H	W	70-34	Sullins
4/11-12/1969	*	**	*	Tennessee Tech Invitational

1970 (0-6)

Date	Site	W/L	Score	Opponent
1/27/1970	A	L	61-64	Belmont
1/28/1970	A	L	45-59	Tennessee Tech
1/31/1970	H	L	28-38	Belmont
2/6/1970	A	L	*	Western Carolina
2/7/1970	A	L	*	Appalachian State
2/11/1970	H	L	48-60	Tennessee Tech
2/14/1970	H	*	*	Western Carolina
2/20-21/1970	*	*	*	Winthrop Invitational
3/4/1970	H	*	*	Appalachian State
3/6-7/1970	*	*	*	Tennessee Tech Invitational

GENERAL

STAFF

PLAYERS

REVIEW

HISTORY

FACILITIES

NCAA

SEC

RECORDS

MEDIA INFO



YEAR-BY-YEAR RESULTS

MARGARET HUTSON (4 YEARS, 60-19)

1971 (6-7)

H-Alumni Gym; HP-Physical Education Building				
Date	Site	W/L	Score	Opponent
1/15/1971	H	(W)*	*	Middle Tennessee State
1/19/1971	*	(W)*	*	Knoxville
1/22/1971	A	L	26-43	Western Carolina
1/29/1971	H	W	56-29	Milligan
2/4/1971	A	L	52-60	Chattanooga
2/9/1971	H	W	46-33	Carson-Newman
2/12/1971	A	L	56-62	East Tennessee
2/20/1971	A	*	31-58	Winthrop
2/23/1971	H	*	*	Carson-Newman

TCWSF EASTERN DISTRICT CHAMPIONSHIPS (2nd), Knoxville, Tenn.

2/26/1971	HP	L	47-53	Chattanooga
2/26/1971	HP	W	52-37	Carson-Newman
2/27/1971	HP	W	*	Milligan
2/27/1971	HP	W	54-45	East Tennessee

TCWSF CHAMPIONSHIPS (5th), Memphis, Tenn.

3/4/1971	N3	L	26-39	Tennessee-Martin
3/5/1971	N3	L	22-46	Chattanooga

(W) - One of these games was a UT victory; the other was not played.

1972 (13-5)

H-Physical Education Building				
Date	Site	W/L	Score	Opponent
1/15/1972	H	W	55-45	Middle Tennessee State
1/20/1972	H	W	35-29	Maryville All-Stars
1/25/1972	H	W	51-45	Carson-Newman
1/28/1972	A	W	72-26	Milligan
2/4/1972	H	W	78-56	East Tenn. State
2/8/1972	A	W	58-48	Chattanooga
2/12/1972	H	W	52-35	Cumberland (Tenn.)
2/15/1972	A	W	71-41	Carson-Newman
2/18/1972	N1	W	44-30	South Carolina
2/19/1972	N1	W	48-44	Western Carolina
2/19/1972	N1	L	36-51	North Carolina-Greensboro
2/22/1972	H	L	43-54	Western Carolina

TCWSF EASTERN DISTRICT CHAMPIONSHIPS (2nd), Knoxville, Tenn.

2/25/1972	H	W	45-39	Carson-Newman
2/26/1972	H	L	49-50	Chattanooga
2/26/1972	H	W	56-53	Chattanooga

TCWSF CHAMPIONSHIPS (5th), Knoxville, Tenn.

3/2/1972	H	W	47-39	Middle Tennessee State
3/3/1972	H	L	52-56	Chattanooga
3/3/1972	H	L	42-53	Tennessee-Martin

1973 (16-5)

TCWSF Eastern District Champions

H-Alumni Gym; HP-Physical Education Building				
Date	Site	W/L	Score	Opponent
1/10/1973	H	W	64-25	Cumberland (Ky.)
1/13/1973	H	W	49-39	Marshall
1/17/1973	A	W	43-42	Middle Tennessee State
1/26/1973	H	L	55-58	Chattanooga
1/31/1973	H	W	72-50	Maryville
2/6/1973	A	W	54-44	East Tenn. State
2/9/1973	H	W	58-27	Milligan
2/10/1973	HP	W	53-42	Eastern Kentucky
2/16/1973	N1	W	71-43	Furman
2/17/1973	N1	L	57-67	Appalachian State
2/20/1973	A	W	48-46	Western Carolina

TCWSF EASTERN DISTRICT CHAMPIONSHIPS (1st), Johnson City, TN.

2/23/1973	N4	W	69-57	Maryville
2/24/1973	N4	W	56-50	Carson-Newman
2/24/1973	N4	W	55-51	Chattanooga

TCWSF CHAMPIONSHIPS (2nd), Maryville, Tenn.

3/2/1973	N5	W	58-43	Middle Tennessee State
3/2/1973	N5	W	59-57 (OT)	Tennessee-Martin
3/3/1973	N5	L	45-48	Tennessee Tech
3/3/1973	N5	W	61-57 (OT)	Tennessee-Martin

AIAW REGION II CHAMPIONSHIPS (4th), Lexington, Ky.

3/9/1973	N6	W	61-43	Longwood
3/10/1973	N6	L	54-59	South Carolina
3/10/1973	N6	L	49-61	Tennessee Tech

1974 (25-2)

TCWSF Eastern District Champions

H-Alumni Gym HP-Physical Education Building				
Date	Site	W/L	Score	Opponent
1/9/1974	H	W	44-40	Marshall
1/11/1974	HP7	W	64-29	Maryville
1/12/1974	H7	W	66-42	Austin Peay
1/12/1974	H7	W	55-41	Carson-Newman
1/15/1974	H	W	51-41	Eastern Kentucky
1/18/1974	H	W	53-39	St. Mary's Nursing
1/22/1974	A	W	57-25	Carson-Newman
1/25/1974	H	W	63-51	Belmont
1/28/1974	N8	W	61-31	Hiwassee JC
2/1/1974	H	W	77-33	Middle Tennessee St.
2/5/1974	H	W	64-35	Maryville
2/9/1974	A	W	65-51	Tennessee Tech
2/11/1974	H	W	55-36	East Tenn. State
2/15/1974	N1	W	68-39	Furman
2/16/1974	N1	W	72-45	South Carolina
2/16/1974	A1	W	60-45	Winthrop
2/19/1974	H	W	72-45	Western Carolina

TCWSF EASTERN DISTRICT CHAMPIONSHIPS (1st), Jefferson City, TN.

2/22/1974	A9	W	59-41	Carson-Newman
2/23/1974	N9	W	54-41	East Tenn. State

TCWSF CHAMPIONSHIPS (2nd), Cookeville, Tenn.

2/28/1974	N10	W	55-35	Austin Peay
3/1/1974	N10	W	57-50	Memphis State
3/2/1974	N10	W	52-41	Memphis State
3/2/1974	A10	L	51-54 (OT)	Tennessee Tech

AIAW REGION II CHAMPIONSHIPS (3rd), Harrisonburg, Va.

3/8/1974	A11	W	74-43	James Madison
3/8/1974	N11	W	68-47	Roanoke
3/9/1974	N11	W	66-51	Western Carolina
3/9/1974	N11	L	53-55	Winthrop

PAT HEAD SUMMIT (38 YEARS, 1,098-208)

1974-75 (16-8)

TCWSF Eastern District Champions

H-Alumni Gym				
Date	Site	W/L	Score	Opponent
12/7/1974	H	L	83-84	Mercer
1/10/1975	H	W	69-32	Middle Tennessee St.
1/11/1975	H	W	109-74	Shorter
1/18/1975	H	W	80-36	East Tenn. State
1/22/1975	A	W	69-66	Western Carolina
1/25/1975	N4	W	77-73	Chattanooga
1/25/1975	A	W	85-72	East Tenn. State
1/27/1975	A	L	73-96	Tennessee Tech
1/31/1975	H	W	87-54	Mars Hill
2/4/1975	H	L	74-76	Tennessee Tech
2/7/1975	A	W	92-76	Tennessee-Martin
2/8/1975	A	L	67-80	Union (Tenn.)
2/14/1975	N1	W	94-69	Appalachian State
2/14/1975	N1	L	82-86	Western Carolina
2/15/1975	N1	W	78-66	Anderson JC
2/15/1975	N1	W	82-81	East Carolina
2/18/1975	A	L	80-102	Belmont

TCWSF EASTERN DISTRICT CHAMPIONSHIPS (1st), Knoxville, Tenn.

2/21/1975	H	W	97-41	East Tenn. State
2/22/1975	H	W	90-78	Chattanooga

(Regular Season Contest)

2/25/1975	A	W	100-70	Eastern Kentucky
-----------	---	---	--------	------------------

TCWSF CHAMPIONSHIPS (4th), Jackson, Tenn.

2/27/1975	N12	L	90-95	Union (Tenn.)
2/28/1975	N12	W	74-73	Carson-Newman
2/28/1975	N12	W	112-88	Chattanooga
3/1/1975	N12	L	93-94	Union (Tenn.)

1975-76 (16-11)

Date	Site	W/L	Score	Opponent
12/3/1975	H	W	62-44	Western Carolina
12/10/1975	H	W	77-50	Tennessee-Martin
1/10/1976	H	L	68-70	Edinboro
1/14/1976	A	L	72-77	Western Carolina
1/16/1976	A	W	65-53	Austin Peay
1/17/1976	A	L	45-77	Belmont
1/18/1976	A	W	96-27	Vanderbilt
1/19/1976	H	W	82-57	Walters State CC
1/23/1976	A13	W	74-51	Tennessee Tech JV
1/24/1976	N13	W	70-67	Kentucky

YEAR-BY-YEAR RESULTS

1/24/1976	A13	L	61-83	Tennessee Tech
1/29/1976	H	W	114-51	Chattanooga State
1/31/1976	H	W	96-62	Chattanooga
2/6/1976	H	L	84-89 (OT)	Tennessee Tech
2/11/1976	H	L	68-89	Eastern Kentucky
2/12/1976	N1	W	73-50	Furman
2/13/1976	N1	L	79-81 (OT)	UNC-Greensboro
2/17/1976	H	L	71-79	Belmont
2/21/1976	H	W	90-42	Cumberland (Tenn.)
2/28/1976	A	W	67-66	Chattanooga

TCWSF CHAMPIONSHIPS (2nd), Milligan College and ETSU

3/3/1976	A	W	112-43	Milligan
3/4/1976	N4	L	76-91	Tennessee Tech
3/5/1976	N4	W	77-62	Tennessee-Martin
3/6/1976	N4	W	71-69 (OT)	Memphis State
3/6/1976	N4	W	73-70	Middle Tennessee St.

AIAW REGION II CHAMPIONSHIPS (6th), Cullowhee, N.C.

3/11/1976	N14	L	71-88	Appalachian State
3/12/1976	N14	L	85-86	NC State

* The Associated Press poll began as a top 20 prior to the 1976-77 season

1976-77 (28-5)

Final AP Ranking 5th

AIAW Region II Champions

H-Stokely Athletics Center; HG-Alumni Gym

Date	AP Rk	Site	W/L	Score	Opponent
11/13/1976		H	W	107-53	Kentucky
11/30/1976		HG	W	78-63	Belmont
12/17/1976	19/nr	N15	W	87-61	Clemson
12/17/1976	19/1	N15	L	63-74	Delta State
12/18/1976	19/nr	N15	W	89-60	Miss. Gulf Coast JC
12/18/1976	19/nr	N15	W	67-57	Ohio State
1/6/1977	16/nr	HG	W	114-39	Marshall
1/7/1977	16/18	A	W	82-57	Kentucky
1/14/1977	13/nr	HG	W	82-62	Western Carolina
1/17/1977	13/nr	A	W	58-56	Mississippi
1/22/1977	12/nr	H	W	83-57	Alabama
1/24/1977	12/nr	H	W	100-57	East Tenn. State
1/28/1977	10/nr	A	L	59-60	Belmont
1/29/1977	10/15	A	W	81-72	Memphis State
2/3/1977	12/nr	A	W	102-46	East Tenn. State
2/7/1977	12/6	A	L	65-70	Tennessee Tech
2/12/1977	12/nr	A	W	84-70	Eastern Kentucky
2/14/1977	12/nr	H	W	74-63	Mississippi
2/17/1977	12/nr	N1	W	85-48	Western Carolina
2/18/1977	12/nr	N1	W	82-65	Appalachian State
2/18/1977	12/nr	N1	W	91-70	Charleston
2/19/1977	12/nr	N1	W	77-50	Anderson JC
2/25/1977	12/6	H	W	80-67	Tennessee Tech

TCWSF CHAMPIONSHIPS (2nd), Cookeville, Tenn.

3/3/1977	12/nr	N10	W	87-66	Middle Tennessee St.
3/4/1977	12/6	A10	L	70-76	Tennessee Tech
3/5/1977	12/18	N10	W	82-72	Memphis State

AIAW REGION II CHAMPIONSHIPS (1st), Memphis, Tenn.

3/10/1977	10/nr	N3	W	84-46	Clemson
3/11/1977	10/12	N3	W	61-60	Old Dominion
3/12/1977	10/7	N3	W	72-59	Tennessee Tech

AIAW CHAMPIONSHIPS (3rd), Minneapolis, Minn.

3/23/1977	5/17	N16	W	76-62	Michigan State
3/24/1977	5/20	N16	W	81-69	Kansas State
3/25/1977	5/1	N16	L	58-62	Delta State
3/26/1977	5/2	N16	W	91-71	Immaculata

1977-78 (27-4)

Final AP Ranking 1st

TCWSF Champions

AIAW Region II Champions

H-Stokely Athletics Center

Date	AP Rk	Site	W/L	Score	Opponent
11/23/1977	1/nr	H	W	100-33	Miami (Ohio)
11/28/1977	1/nr	H	W	88-70	Clemson
12/2/1977	1/7	N17	L	80-87	Montclair State
12/3/1977	1/11	N17	W	65-60	Tennessee Tech
12/12/1977	5/18	H	W	89-56	Ohio State
12/15/1977	5/nr	N15	W	83-35	Miss. Gulf Coast JC
12/16/1977	5/nr	N15	W	83-55	Pittsburgh
12/16/1977	5/nr	N15	W	79-64	Tennessee Tech
12/17/1977	5/2	N15	W	72-63	Louisiana State

1/2/1978	3/5	H	W	70-65	NC State
1/5/1978	3/2	H	W	94-74	Delta State
1/7/1978	3/nr	A	W	65-61	Mississippi
1/9/1978	3/4	A	L	62-72	Louisiana State
1/14/1978	2/18	H	W	101-83	Missouri
1/17/1978	2/nr	A	W	87-79	MTSU
1/18/1978	3/nr	A	W	82-81 (OT)	Tennessee Tech
1/28/1978	3/nr	A	W	92-90 (2OT)	Kentucky
2/4/1978	3/nr	H	W	87-79	Mississippi
2/6/1978	3/1	H	W	86-68	Louisiana State
2/11/1978	3/nr	A	W	72-53	Alabama
2/17/1978	1/15	H18	W	89-77	Memphis State
2/18/1978	1/nr	H18	W	80-64	Tennessee Tech
2/22/1978	1/nr	H	W	90-67	Eastern Kentucky
2/25/1978	1/nr	H	W	99-66	Kentucky

TCWSF CHAMPIONSHIPS (1st), Martin, Tenn.

3/3/1978	1/13	N19	W	87-76	Memphis State
3/4/1978	1/nr	N19	W	92-73	Tennessee Tech

AIAW REGION II CHAMPIONSHIPS (1st), Chapel Hill, N.C.

3/9/1978	1/nr	A20	W	92-66	North Carolina
3/10/1978	1/nr	N20	W	76-60	Kentucky
3/11/1978	1/5	N20	W	64-62	NC State

AIAW SOUTH SATELLITE TOURNAMENT (4th), Cleveland, Miss.

3/17/1978	1/6	N21	L	69-75	Maryland
3/18/1978	1/8	N21	L	80-83	Valdosta State

1978-79 (30-9)

Final AP Ranking 3rd

TCWSF Champions

Date	AP Rk	Site	W/L	Score	Opponent
11/27/1978	1/nr	A	W	91-67	Eastern Kentucky
11/29/1978	1/nr	A	W	75-66	Clemson
12/5/1978	1/nr	H	W	87-63	Middle Tennessee St.
12/8/1978	1/10	N22	W	84-60	Texas
12/9/1978	1/19	A22	W	74-61	Missouri
12/12/1978	1/nr	H	W	88-74	Ohio State
12/14/1978	1/nr	N15	W	69-59	Ohio State
12/15/1978	1/5	N15	L	60-69	Stephen F. Austin
12/16/1978	1/16	N15	L	56-64	Louisiana Tech
12/28/1978	5/7	N23	W	67-63	Delta State
12/29/1978	5/4	N23	L	79-85	Maryland
12/30/1978	5/11	N23	W	74-72	Penn State
1/3/1979	5/nr	A	W	82-59	East Tenn. State
1/5/1979	5/4	H	W	88-74	UCLA
1/9/1979	4/7	A	W	85-73	Delta State
1/13/1979	4/8	A	W	79-66	NC State
1/15/1979	4/nr	H	W	62-54	South Carolina
1/17/1979	4/nr	H	W	85-52	Alabama
1/20/1979	4/nr	A	L	64-66	Kentucky
1/24/1979	7/17	A	L	80-85 (OT)	Louisiana State
1/27/1979	7/14	H	W	93-73	Valdosta State
1/29/1979	7/17	H	W	92-48	Louisiana State
2/3/1979	8/nr	H	W	95-57	North Carolina
2/6/1979	6/15	H	W	73-57	Delta State
2/10/1979	6/1	A	L	56-71	Old Dominion
2/12/1979	6/nr	H	W	124-60	Tennessee-Martin
2/15/1979	6/nr	H	W	80-75	Tennessee Tech
2/17/1979	6/nr	H	W	89-51	Kentucky
2/24/1979	6/17	A	L	75-79	Memphis State

TCWSF CHAMPIONSHIPS (1st), Knoxville, Tenn.

3/1/1979	8/nr	H	W	94-53	Belmont
3/2/1979	8/nr	H	W	96-51	Tennessee-Martin
3/3/1979	8/nr	H	W	85-60	Tennessee Tech

AIAW REGION II CHAMPIONSHIPS (2nd), Knoxville, Tenn.

3/8/1979	8/nr	H	W	89-61	Clemson
3/9/1979	8/15	H	W	76-64	South Carolina
3/10/1979	8/1	H	L	72-74	Old Dominion

AIAW EAST SATELLITE TOURNAMENT (1st), Bronx, N.Y.

3/16/1979	6/3	N24	W	79-69	Rutgers
3/17/1979	6/nr	A24	W	76-54	Fordham

AIAW CHAMPIONSHIPS (3rd), Greensboro, N.C.

3/23/1979	3/2	N25	L	84-102	Louisiana Tech
3/25/1979	3/6	N25	W	104-86	UCLA

1979-80 (33-5)

Final AP Ranking 2nd

SEC Champions

TCWSF Champions

Date	AP Rk	Site	W/L	Score	Opponent
11/21/1979		A	W	77-53	Vanderbilt

GENERAL

STAFF

PLAYERS

REVIEW

HISTORY

FACILITIES

NCAA

SEC

RECORDS

MEDIA INFO



YEAR-BY-YEAR RESULTS

11/26/1979	4/nr	A	W	63-48	Middle Tennessee St.
11/29/1979		H	L-ex	59-102	Soviet National Tm.
12/1/1979	4/nr	A	W	66-55	North Carolina
12/7/1979	4/2	H	W	73-71	Louisiana Tech
12/13/1979	3/11	A	W	80-77	UCLA
12/15/1979	3/nr	A	W	81-70	San Jose State
12/16/1979	3/nr	A	W	88-57	Fullerton State
12/18/1979	3/8	N26	L	68-71	Long Beach State
12/19/1979	3/15	A26	W	84-64	Nevada-Las Vegas
1/4/1980	5/8	H	W	67-58	NC State
1/7/1980	5/nr	H	W	82-42	Nebraska
1/10/1980	5/nr	A	W	88-68	Alabama
1/12/1980	5/nr	A	W	72-65	Valdosta State
1/14/1980	5/2	H	W	79-69	Stephen F. Austin
1/18/1980	5/nr	A	W	73-53	Chattanooga
1/21/1980	5/nr	H	W	86-48	Memphis State
1/23/1980	4/8	A	L	52-56	South Carolina
1/26/1980	4/2	H	L	54-61	Old Dominion
1/28/1980	4/nr	H	W	96-73	Louisiana State
1/31/1980	6/nr	A	W	72-56	Ohio State
2/2/1980	6/17	A	W	91-83 (OT)	Kentucky
2/5/1980	5/nr	H	W	90-48	East Tenn. State

SEC TOURNAMENT (1st), Knoxville, Tenn.

2/8/1980	5/nr	H	W	118-44	Florida
2/9/1980	5/nr	H	W	72-61	Auburn
2/10/1980	5/nr	H	W	85-71	Mississippi

(Regular Season Contests)

2/12/1980	4/nr	A	W	68-66	Tennessee Tech
2/16/1980	4/nr	A	W	69-55	Tennessee-Martin
2/18/1980	4/16	H	W	89-72	Clemson

TCWSF CHAMPIONSHIPS (1st), Cookeville, Tenn.

2/28/1980	4/nr	N10	W	81-35	Tennessee-Martin
2/29/1980	4/nr	N10	W	71-63	Chattanooga
3/1/1980	4/20	A10	W	83-66	Tennessee Tech

AIAW REGION II CHAMPIONSHIPS (2nd), Knoxville, Tn.,/Columbia, S.C.

3/5/1980	3/16	H	W	95-79	Clemson
3/7/1980	3/7	A27	W	67-54	South Carolina
3/8/1980	3/1	N27	L	67-68	Old Dominion

AIAW SOUTH SATELLITE TOURNAMENT (1st), Knoxville, Tenn.

3/15/1980	2/14	H	W	84-64	Kansas State
3/18/1980	2/6	H	W	93-76	Maryland

AIAW CHAMPIONSHIPS (2nd), Mount Pleasant, Mich.

3/21/1980	2/4	N28	W	75-72	South Carolina
3/23/1980	2/1	N28	L	53-68	Old Dominion

1980-81 (25-6)

Final AP Ranking 2nd

TCWSF Champions

AIAW Region II Champions

Date	AP Rk	Site	W/L	Score	Opponent
11/28/1980	3/nr	N29	W	74-62	Alabama
11/29/1980	3/nr	N29	W	99-84	Valdosta State
12/2/1980		H	W-ex	76-49	Polish National Tm.
12/4/1980	3/nr	H	W	90-56	Chattanooga
12/10/1980	3/nr	A	W	88-73	Louisiana State
12/13/1980	3/17	A	L	68-72	Stephen F. Austin
12/15/1980	3/1	A	L	53-77	Louisiana Tech
12/17/1980	6/nr	N30	W	73-68 (OT)	Georgia
1/3/1981	7/8	H	L	62-65	UCLA
1/10/1981	9/nr	H	W	64-52	Illinois State
1/12/1981	9/10	H	W	65-54	South Carolina
1/15/1981	7/14	A	W	93-91 (OT)	Maryland
1/17/1981	7/nr	A	W	81-66	East Tenn. State
1/21/1981	7/nr	A	L	64-72	Clemson
1/26/1981	7/nr	H	W	76-72	North Carolina

SEC TOURNAMENT (5th), Baton Rouge, La.

1/30/1981	10/nr	N31	L	71-77	Alabama
-----------	-------	-----	---	-------	---------

(Regular Season Contests)

2/2/1981	10/8	H	W	78-71	USC
2/6/1981	11/10	H	W	81-65	Kentucky
2/8/1981	11/nr	H	W	68-54	Alabama
2/12/1981	7/nr	H	W	69-63	Tennessee Tech
2/16/1981	7/2	A	W	76-70	Old Dominion
2/21/1981	7/15	A	W	72-63	NC State

TCWSF CHAMPIONSHIPS (1st), Memphis, Tenn.

2/26/1981	4/nr	N3	W	71-41	Tennessee-Martin
2/27/1981	4/nr	N3	W	66-47	Middle Tennessee State
2/28/1981	4/nr	N3	W	75-48	East Tenn. State

AIAW REGION II CHAMPIONSHIPS (1st), Knoxville, Tenn. / Norfolk, Va.

3/10/1981	3/nr	H	W	81-54	Virginia
-----------	------	---	---	-------	----------

3/13/1981	3/10	N32	W	58-49	Kentucky
3/14/1981	3/6	A32	W	65-64	Old Dominion

AIAW NATIONAL PLAYOFFS, Knoxville, Tenn.

3/21/1981	2/nr	H	W	78-63	Illinois State
3/24/1981	2/9	H	W	79-67	Maryland

AIAW CHAMPIONSHIPS (2nd), Eugene, Ore.

3/27/1981	2/3	N33	W	68-65	Old Dominion
3/29/1981	2/1	N33	L	59-79	Louisiana Tech

1981-82 (22-10)

Final AP Ranking 4th

NCAA Mideast Regional Champions

Date	AP Rk	Site	W/L	Score	Opponent
11/22/1981	2/18	H	L	74-80	Stephen F. Austin
11/28/1981	2/nr	A	W	85-73	Florida
12/2/1981	7/2	A	L	54-66	Old Dominion
12/6/1981	10/nr	H	W	99-77	Vanderbilt
12/8/1981	10/nr	A	L	60-78	Colorado
12/9/1981	10/4	A	L	70-86	USC
12/13/1981	14/17	A	W	71-66	UCLA
12/16/1981	14/nr	N34	W	55-46	Washington State
12/17/1981	14/nr	N34	L	82-83 (2OT)	Ohio State
12/18/1981	14/nr	N34	W	73-62	Oregon State
1/4/1982	20/nr	A	W	80-63	Vanderbilt
1/7/1982	20/nr	H	W	83-68	Kansas State
1/10/1982	nr/1	H	L	64-72	Louisiana Tech
1/17/1982	nr/13	A	L	63-66	Georgia
1/21/1982	nr/nr	H	W	91-60	Clemson
1/23/1982	nr/3	A	L	57-68	Rutgers
1/25/1982	nr/12	A	W	87-81	South Carolina
1/28/1982	nr/8	H	W	81-75	Kentucky
1/30/1982	nr/nr	A	W	76-62	North Carolina
2/1/1982	nr/nr	H	W	83-67	Florida
2/7/1982	20/14	H	W	98-74	Penn State
2/11/1982	20/15	H	W	65-52	Georgia
2/14/1982	13/4	H	W	62-58	Old Dominion
2/18/1982	13/14	A	W	65-61	Kentucky
2/20/1982	13/9	H	W	70-62	Maryland

SEC TOURNAMENT (2nd), Lexington, Ky.

2/26/1982	8/nr	N6	W	80-75	Vanderbilt
2/27/1982	8/18	N6	W	55-44	Georgia
2/28/1982	11/13	A6	L	74-80	Kentucky

NCAA FIRST ROUND, Knoxville, Tenn.

3/13/1982	10/nr	H	W	72-56	Jackson State
-----------	-------	---	---	-------	---------------

NCAA MIDEAST REGIONAL CHAMPIONSHIPS (1st), Knoxville, Tenn.

3/19/1982	8/15	H	W	78-63	Memphis State
3/21/1982	8/5	H	W	91-90 (OT)	USC

NCAA FINAL FOUR (3rd), Norfolk, Va.

3/26/1982	8/1	N35	L	46-69	Louisiana Tech
-----------	-----	-----	---	-------	----------------

1982-83 (25-8, 7-1 SEC, 1st East)

Final AP Ranking 10th

Date	AP Rk	Site	W/L	Score	Opponent
11/22/1982	4/nr	H	W	93-70	West Virginia
11/24/1982	4/nr	H	W	108-65	North Carolina
11/30/1982	4/3	H	L	72-78 (OT)	Old Dominion
12/3/1982	4/nr	N36	W	69-56	St. John's
12/4/1982	4/13	N36	W	84-62	South Carolina
12/6/1982	5/1	H	L	71-81	USC
12/9/1982	5/10	A	L	59-74	Texas
12/11/1982	5/nr	A	W	76-67	Stephen F. Austin
12/14/1982	9/2	A	L	64-80	Louisiana Tech
12/17/1982	9/nr	A	W	83-73	Louisiana State
1/2/1983	12/nr	H	W	78-66	Alabama-Birmingham
1/4/1983	12/nr	A	W	56-47	Virginia Tech
1/8/1983	12/15	A	W	69-67	Mississippi
1/12/1983	11/nr	H	W	98-70	Vanderbilt
1/16/1983	8/9	A	W	74-54	Georgia
1/19/1983	8/16	H	W	81-61	Rutgers
1/23/1983	8/nr	A	W	94-62	Florida
1/28/1983	8/nr	A	W	73-60	Pittsburgh
1/30/1983	8/19	A	W	75-60	Penn State
2/2/1983	8/nr	H	W	70-69	Florida
2/6/1983	6/19	H	W	91-78	NC State
2/9/1983	6/4	A	W	95-85	Kentucky
2/12/1983	6/10	H	W	73-59	Georgia
2/14/1983	4/9	A	L	66-90	Old Dominion
2/16/1983	4/nr	H	W	87-67	South Carolina
2/19/1983	4/nr	A	W	94-79	Vanderbilt
2/27/1983	8/6	H	L	69-81	Kentucky

YEAR-BY-YEAR RESULTS

SEC TOURNAMENT (3rd), Knoxville, Tenn.

3/4/1983	8/nr	H	W	91-73	Alabama
3/5/1983	8/12	H	L	65-71	Georgia
3/6/1983	10/15	H	W	83-75	Auburn

NCAA FIRST ROUND, Knoxville, Tenn.

3/19/1983	9/nr	H	W	86-51	South Carolina State
-----------	------	---	---	-------	----------------------

NCAA MIDEAST REGIONAL CHAMPIONSHIPS (2nd), Notre Dame, Ind.

3/25/1983	9/13	N37	W	90-83 (3OT)	Mississippi
3/27/1983	9/8	N37	L	63-67	Georgia

1983-84 (23-10, 7-1 SEC, 1st East)

Final AP Ranking 15th

NCAA Mideast Regional Champions

Date	AP Rk	Site	W/L	Score	Opponent
11/13/1983		H	W-ex	94-80	Hungarian National Tm.
11/19/1983	5/nr	N38	W	52-47	West Virginia
11/22/1983	5/nr	H	W	85-69	South Carolina State
11/25/1983	5/nr	A39	W	71-56	Notre Dame
11/26/1983	5/1	N39	L	64-78	USC
11/29/1983	5/11	H	W	67-63	Old Dominion
12/1/1983	5/4	H	L	65-66	Texas
12/4/1983	7/nr	H	W	54-50	Minnesota
12/8/1983	7/1	A	L	66-81	USC
12/10/1983	7/nr	A	W	73-70	UCLA
12/13/1983	9/5	A	L	51-56	Long Beach State
1/2/1984	11/nr	A	W	75-59	North Carolina
1/4/1984	11/nr	H	W	88-64	Pittsburgh
1/8/1984	8/nr	A	W	78-70	Florida
1/10/1984	8/nr	H	W	77-63	Virginia Tech
1/14/1984	8/16	A	L	59-65	NC State
1/18/1984	12/1	H	L	63-81	Louisiana Tech
1/22/1984	11/4	H	W	64-59	Georgia
1/25/1984	11/nr	A	W	75-63	Kentucky
1/29/1984	9/nr	H	W	68-65	Penn State
1/31/1984	9/nr	H	W	69-49	Florida
2/3/1984	9/8	H	W	82-80	Louisiana State
2/5/1984	7/nr	A	W	82-73	Vanderbilt
2/8/1984	7/nr	A	W	71-66	South Carolina
2/12/1984	6/nr	H	W	67-65	Kentucky
2/15/1984	6/7	H	L	65-67	Mississippi
2/19/1984	10/4	A	L	65-84	Georgia
2/26/1984	10/nr	H	W	74-72	Vanderbilt

SEC TOURNAMENT (5th), Athens, Ga.

3/3/1984	10/17	N40	L	66-85	Alabama
----------	-------	-----	---	-------	---------

NCAA FIRST ROUND, Knoxville, Tenn.

3/17/1984	15/nr	H	W	70-52	Middle Tennessee St.
-----------	-------	---	---	-------	----------------------

NCAA MIDEAST REGIONAL CHAMPIONSHIPS (1st), Knoxville, Tenn.

3/23/1984	15/12	H	W	65-58	Alabama
3/25/1984	15/3	H	W	73-61	Georgia

NCAA FINAL FOUR (2nd), Los Angeles, Calif.

3/30/1984	15/9	N41	W	82-73	Cheyney
4/1/1984	15/5	N41	L	61-72	USC

* The USA Today/ESPN poll began began as a top 25 on Jan. 23, 1985.

1984-85 (22-10, 4-4 SEC, 2nd East)

Final AP Ranking 13th

Final ESPN Ranking 13th

SEC Champions

Date	AP Rk	ESPN Rk	Site	W/L	Score	Opponent
11/19/1984	14/nr		N42	W	56-54	S. Illinois
11/20/1984	14/nr		A42	W	70-62	W. Kentucky
11/24/1984	14/nr		H	W	62-57	Notre Dame
11/26/1984	12/nr		H	L	69-72	Cincinnati
11/30/1984	12/nr		N43	L	53-68	NE Louisiana
12/1/1984	12/nr		N43	W	77-58	Nebraska
12/5/1984	16/nr		H	W	78-54	Chattanooga
12/7/1984	16/nr		H	W	84-70	N. Carolina
12/9/1984	15/3		A	L	72-78	Georgia
12/11/1984	15/2		A	L	60-91	Texas
12/13/1984	15/7		A	L	57-73	La. Tech
1/6/1985	nr/nr		H	W	72-57	UCLA
1/8/1985	nr/6		H	W	71-60	USC
1/12/1985	nr/nr		H	W	61-59	West Virginia
1/16/1985	nr/nr		A	L	77-84	Vanderbilt
1/19/1985	nr/17		H	W	72-57	NC State
1/21/1985	nr/nr		H	W	69-61	Florida
1/23/1985	nr/15	18/14	H	L	72-76 (OT)	Kentucky
1/25/1985	nr/1	18/1	A	W	67-64	Old Dominion

1/27/1985	nr/12	18/10	A	L	74-79	Penn State
2/2/1985	nr/5	20/5	H	L	56-72	Georgia
2/8/1985	nr/nr	24/nr	A	W	67-56	Florida State
2/10/1985	nr/nr	24/25	A	W	83-74	Florida
2/13/1985	nr/19	24/16	A	W	77-66	Kentucky
2/16/1985	nr/nr	23/10	H	W	82-71	Vanderbilt
2/18/1985	20/nr	24/nr	H	W	66-58	South Carolina
2/20/1985	20/11	23/10	H	W	77-72	W. Kentucky

SEC TOURNAMENT (1st), Knoxville Tenn., / Oxford, Miss.

2/27/1985	18/nr	24/nr	H	W	85-78	Louisiana St.
3/3/1985	15/6	24/3	A44	W	79-71	Mississippi
3/4/1985	15/9	24/10	N44	W	63-60	Auburn

NCAA FIRST ROUND, Knoxville, Tenn.

3/16/1985	13/nr	15/21	H	W	65-55	Virginia
-----------	-------	-------	---	---	-------	----------

NCAA MIDEAST REGIONAL CHAMP. (3rd), Bowling Green, Ky.

3/22/1985	13/6	13/7	N45	L	60-63	Mississippi
-----------	------	------	-----	---	-------	-------------

1985-86 (24-10, 5-4 SEC, 5th)

Final AP Ranking 15th

Final ESPN Ranking 5th

NCAA Mideast Regional Champions

Date	AP Rk	ESPN Rk	Site	W/L	Score	Opponent
11/19/1985			H	W-ex	82-57	Marathon Oil
11/24/1985	9/nr	11/nr	H	W	74-56	East Carolina
11/27/1985	9/nr	11/nr	H	W	71-57	Illinois
12/1/1985	11/1	11/1	H	L	52-74	Texas
12/6/1985	11/nr	14/nr	N46	W	68-56	Kansas St.
12/7/1985	11/nr	14/nr	N46	W	75-69	E. Illinois
12/9/1985	11/nr	14/nr	A	W	71-63	Notre Dame
12/13/1985	11/4	15/3	A	L	77-85	USC
12/15/1985	13/nr	15/nr	A	W	68-64	UCLA
12/18/1985	13/nr	14/nr	N47	W	81-63	Toledo
12/20/1985	13/nr	14/nr	A	W	130-38	Hawaii Pacific
1/4/1986	11/nr	13/nr	A	W	74-58	West Virginia
1/6/1986	11/nr	13/nr	A	W	70-54	South Carolina
1/8/1986	11/nr	12/nr	H	W	98-39	East Tenn. St.
1/11/1986	11/9	12/16	A	L	68-82	North Carolina
1/13/1986	12/17	12/17	A	W	67-65	NC State
1/18/1986	12/nr	13/nr	H	W	89-71	Alabama
1/20/1986	11/8	13/10	H	W	60-50	Louisiana St.
1/24/1986	11/nr	11/24	A	L	82-96	Kentucky
1/26/1986	11/nr	11/nr	H	W	89-43	Florida State
1/29/1986	11/2	15/2	A	L	74-84	Georgia
2/2/1986	10/8	15/nr	H	W	82-60	Florida
2/5/1986	10/8	12/8	A	L	54-68	Mississippi
2/8/1986	10/11	12/13	H	L	60-66	Auburn
2/10/1986	14/3	12/5	H	L	56-59	La. Tech
2/15/1986	14/nr	14/24	H	W	94-81	Vanderbilt
2/17/1986	15/nr	14/nr	H	W	114-63	Tennessee St.
2/20/1986	15/nr	12/nr	H	W	79-68	Old Dominion
2/22/1986	15/nr	12/nr	A	W	72-51	Mississippi St.
2/24/1986	14/nr	12/nr	A	W	94-79	Memphis St.

SEC TOURNAMENT (5th), Athens, Ga.

3/1/1986	14/12	14/11	N40	L	78-83	Mississippi
----------	-------	-------	-----	---	-------	-------------

NCAA FIRST ROUND, Knoxville, Tenn.

3/16/1986	15/14	16/14	H	W	73-68	Iowa
-----------	-------	-------	---	---	-------	------

NCAA MIDEAST REGIONAL CHAMPIONSHIPS (1st), Iowa City, Iowa

3/20/1986	15/2	5/4	N48	W	85-82	Georgia
3/22/1986	15/9	5/8	N48	W	67-65	Louisiana St.

NCAA FINAL FOUR (3rd), Lexington, Ky.

3/28/1986	15/3	5/2	N6	L	59-83	USC
-----------	------	-----	----	---	-------	-----

1986-87 (28-6, 6-3 SEC, 4th)

Final AP Ranking 7th

Final ESPN Ranking 1st

NCAA Mideast Regional Champions

NCAA NATIONAL CHAMPIONS

Date	AP Rk	ESPN Rk	Site	W/L	Score	Opponent
11/29/1986	3/nr	3/nr	N49	W	86-70	Providence
11/30/1986	3/8	3/9	A49	W	74-56	Iowa
12/4/1986	3/nr	3/nr	H	W	66-40	Dayton
12/6/1986	3/20	3/20	H	W	86-65	NC State
12/14/1986	3/1	3/1	A	W	85-78	Texas
12/20/1986	1/nr	1/nr	H	W	81-58	UCLA
12/27/1986	1/nr	1/21	N50	W	76-66	St. Joseph's
12/28/1986	1/7	1/7	N50	W	89-75	USC
12/29/1986	1/2	1/2	N50	L	74-88	Texas
1/4/1987	1/nr	1/22	H	W	87-68	North Carolina
1/7/1987	2/nr	2/nr	A	W	99-90	Old Dominion



YEAR-BY-YEAR RESULTS

1/11/1987	2/nr	2/nr	H	W	76-64	Kentucky
1/14/1987	2/3	2/3	A	L	69-75	Auburn
1/17/1987	2/nr	2/nr	A	W	90-72	Florida
1/20/1987	3/nr	3/nr	A	W	74-71	Northwestern
1/24/1987	3/12	3/13	H	W	78-72	Georgia
1/28/1987	3/nr	3/nr	H	W	91-81	Memphis St.
1/31/1987	3/8	3/8	H	L	65-69	Mississippi
2/2/1987	5/nr	3/nr	H	W	100-74	Georgia Tech
2/4/1987	5/14	6/13	A	L	76-77	Vanderbilt
2/7/1987	5/9	6/9	A	W	84-73	Louisiana St.
2/9/1987	7/5	6/8	A	L	60-72	La. Tech
2/14/1987	7/nr	8/nr	H	W	90-55	Notre Dame
2/19/1987	9/nr	8/nr	H	W	80-56	S. Carolina
2/21/1987	9/nr	8/nr	H	W	84-53	Mississippi St.
2/25/1987	8/nr	8/nr	A	W	108-77	Alabama
3/1/1987	8/nr	8/nr	H	W	91-44	UNC-Charlotte

SEC TOURNAMENT (3rd), Albany, Ga.

3/5/1987	8/14	8/15	N51	W	64-63	Louisiana St.
3/6/1987	8/2	8/2	N51	L	96-102	Auburn

NCAA FIRST ROUND, Knoxville, Tenn.

3/15/1987	7/nr	7/nr	H	W	95-59	Tennessee Tech
-----------	------	------	---	---	-------	----------------

NCAA MIDEAST REGIONAL CHAMPIONSHIPS (1st), Knoxville, Tenn.

3/19/1987	7/11	1/10	H	W	66-58	Virginia
3/21/1987	7/2	1/6	H	W	77-61	Auburn

NCAA FINAL FOUR (1st), Austin, Texas

3/27/1987	7/4	1/4	N52	W	74-64	Long Beach St.
3/29/1987	7/3	1/2	N52	W	67-44	La. Tech

(Brazil Tour)

Date	AP Rk	ESPN RkSite	W/L	Score	Opponent
6/14/1987	A	L-ex	71-104		UNIMEP Sao Paulo
6/17/1987	N53	L-ex	62-85		Prague University
6/18/1987	N53	W-ex	88-44		Argentinean Ntnl. Tm.
6/19/1987	N53	L-ex	74-86		S. Korean Ntnl. Tm.
6/20/1987	A53	L-ex	84-105		Brazilian Ntnl. Tm.

1987-88 (31-3, 8-1 SEC, 2nd)

Final AP Ranking 1st

Final ESPN Ranking 3rd

SEC Tournament Champions

NCAA East Regional Champions

H-Thompson-Boling Arena

Date	AP Rk	ESPN RkSite	W/L	Score	Opponent
11/23/1987			H	W-ex	93-77 Australian Ntnl
11/27/1987	1/nr	1/nr	N54	W	91-52 Indiana
11/28/1987	1/18	1/18	N54	W	83-52 Old Dominion
12/3/1987	1/nr	1/nr	H	W	102-59 Stetson
12/9/1987	1/2	1/2	H	L	78-97 Texas
12/13/1987	1/nr	1/nr	A	W	89-63 UCLA
12/16/1987	3/nr	4/nr	A	W	91-56 Oregon State
12/19/1987	3/nr	4/nr	H	W	115-40 E. Kentucky
12/20/1987	3/nr	4/nr	H	W	103-76 N. Illinois
1/3/1988	3/20	4/20	A	W	93-59 Illinois
1/5/1988	4/nr	4/nr	H	W	78-65 Northwestern
1/9/1988	4/2	4/3	H	L	68-71 Auburn
1/11/1988	4/nr	4/nr	A	W	96-79 Georgia Tech
1/14/1988	4/nr	4/nr	H	W	91-68 Old Dominion
1/17/1988	4/nr	4/20	H	W	104-67 Vanderbilt
1/20/1988	4/nr	4/nr	A	W	85-80 South Carolina
1/23/1988	4/nr	4/nr	H	W	97-70 Alabama
1/27/1988	4/nr	4/nr	A	W	97-73 Memphis St.
1/31/1988	4/13	4/12	A	W	82-79 Georgia
2/3/1988	4/nr	4/nr	A	W	91-71 Notre Dame
2/6/1988	4/7	4/7	A	W	78-67 Mississippi
2/8/1988	4/nr	4/nr	A	W	81-74 Mississippi St.
2/13/1988	4/nr	4/nr	H	W	89-82 Louisiana St.
2/15/1988	3/5	4/2	H	W	76-74 Louisiana Tech
2/18/1988	3/nr	3/nr	A	W	99-75 Kentucky
2/21/1988	3/nr	3/nr	H	W	108-53 Florida
2/25/1988	3/nr	3/nr	A	W	88-65 N. Carolina
2/27/1988	3/nr	3/nr	H	W	104-51 Tennessee St.

SEC TOURNAMENT (1st), Albany, Ga.

3/5/1988	3/nr	2/nr	N51	W	100-66	Kentucky
3/6/1988	3/17	2/17	N51	W	82-76	Georgia
3/7/1988	3/1	2/1	N51	W	73-70	Auburn

NCAA SECOND ROUND, Knoxville, Tenn.

3/19/1988	1/nr	1/23	H	W	94-66	Wake Forest
-----------	------	------	---	---	-------	-------------

NCAA EAST REGIONAL CHAMPIONSHIPS (1st), Norfolk, Va.

3/24/1988	1/14	3/15	N32	W	72-52	James Madison
3/26/1988	1/10	3/7	N32	W	84-76	Virginia

NCAA FINAL FOUR (3rd), Tacoma, Wash.

4/1/1988	1/5	3/1	N55	L	59-68	Louisiana Tech
----------	-----	-----	-----	---	-------	----------------

1988-89 (35-2, 8-1 SEC, 2nd)

Final AP Ranking 1st

Final ESPN Ranking 1st

SEC Tournament Champions

NCAA East Regional Champions

NCAA NATIONAL CHAMPIONS

Date	AP Rk	ESPN RkSite	W/L	Score	Opponent
11/21/1988			H	W-ex	81-54 French National
11/25/1988	1/nr	1/nr	N56	W	81-50 Illinois
11/26/1988	1/13	1/13	N56	W	70-48 Washington
11/27/1988	1/6	1/6	N56	W	62-61 (OT) La.Tech
12/3/1988	1/2	1/2	H	W	88-74 Long Beach St.
12/6/1988	1/17	1/18	H	W	102-69 USC
12/18/1988	1/5	1/5	H	W	83-60 Stanford
12/20/1988	1/nr	1/nr	H	W	82-50 UCLA
12/29/1988	1/nr	1/24	N57	W	82-61 Wake Forest
12/30/1988	1/10	1/11	A57	W	93-53 Rutgers
1/1/1989	1/nr	1/nr	H	W	84-39 W. Michigan
1/4/1989	1/nr	1/24	A	W	93-58 Old Dominion
1/6/1989	1/3	1/3	A	L	59-67 Auburn
1/9/1989	2/nr	1/nr	A	W	97-62 Stetson
1/14/1989	2/3	2/3	H	W	68-61 Mississippi
1/16/1989	2/nr	2/nr	H	W	79-54 Mississippi St.
1/21/1989	2/nr	2/nr	H	W	101-57 Kentucky
1/23/1989	2/nr	2/nr	H	W	78-44 S. Illinois
1/26/1989	2/nr	2/23	A	W	80-60 Vanderbilt
1/29/1989	2/5	2/4	H	W	78-64 Georgia
1/31/1989	2/11	2/11	A	L	67-69 Texas
2/4/1989	2/17	2/17	H	W	60-54 South Carolina
2/6/1989	3/nr	2/nr	H	W	85-50 Memphis St.
2/11/1989	3/18	3/19	A	W	89-65 Louisiana St.
2/14/1989	3/2	3/2	A	W	72-65 La. Tech
2/15/1989	3/nr	3/nr	H	W	88-71 Georgia Tech
2/18/1989	3/nr	3/nr	A	W	85-52 Florida
2/20/1989	2/nr	3/nr	H	W	98-43 Notre Dame
2/24/1989	2/nr	2/nr	A	W	76-57 W. Kentucky
2/26/1989	2/nr	2/nr	A	W	81-65 Alabama

SEC TOURNAMENT (1st)

3/4/1989	2/nr	2/nr	N51	W	89-61	Alabama
3/5/1989	2/12	2/11	N51	W	82-60	Mississippi
3/6/1989	2/1	2/1	N51	W	66-51	Auburn

NCAA SECOND ROUND, Knoxville, Tenn.

3/18/1989	1/18	1/nr	H	W	91-61	La Salle
-----------	------	------	---	---	-------	----------

NCAA EAST REGIONAL CHAMPIONSHIPS (1st), Bowling Green, Ky.

3/23/1989	1/nr	1/15	N45	W	80-47	Virginia
3/25/1989	1/7	1/7	N45	W	94-80	Long Beach St.

NCAA FINAL FOUR (1st), Tacoma, Wash.

3/31/1989	1/5	1/3	N55	W	77-65	Maryland
4/2/1989	1/2	1/2	N55	W	76-60	Auburn

* The Associated Press poll began ranking the top 25 teams prior to the 1989-90 season.

1989-90 (27-6, 8-1 SEC, 1st)

Final AP Ranking 4th

Final ESPN Ranking 5th

SEC Champions

Date	AP Rk	ESPN RkSite	W/L	Score	Opponent
11/13/1989			H	W-ex	97-54 Arvika (Sweden)
11/26/1989	1/nr	1/nr	H	W	112-39 Stetson
11/28/1989	1/nr	1/nr	H	W	81-55 Virginia Tech
12/1/1989	1/nr	1/nr	A	W	98-57 W. Michigan
12/3/1989	1/nr	1/nr	A	W	77-54 Notre Dame
12/6/1989	1/14	1/15	A	W	77-69 Maryland
12/9/1989	1/2	1/2	H	L	58-59 La. Tech
12/15/1989	2/3	2/3	A	L	71-85 Stanford
12/17/1989	2/nr	2/nr	A	W	77-55 UCLA
12/19/1989	4/8	4/8	A	L	58-62 Long Beach St.
12/22/1989	4/nr	4/nr	A	W	87-53 USC
1/2/1990	5/nr	7/nr	H	W	84-57 Illinois
1/4/1990	5/nr	5/nr	H	W	78-58 W. Kentucky
1/6/1990	5/22	5/21	H	W	81-61 Old Dominion
1/11/1990	5/nr	5/nr	A	W	88-69 Memphis St.
1/13/1990	5/nr	5/nr	A	W	63-57 Mississippi
1/20/1990	3/6	3/7	H	W	76-70 Texas
1/22/1990	3/nr	3/nr	A	W	76-60 Kentucky
1/25/1990	3/15	3/15	A	W	70-69 S. Carolina
1/28/1990	5/4	3/7	A	L	76-81 Georgia
2/3/1990	5/14	6/14	H	W	76-65 Auburn

YEAR-BY-YEAR RESULTS

2/5/1990	5/23	6/24	H	W	83-62	N. Illinois
2/7/1990	5/nr	5/nr	A	W	76-55	Mississippi St.
2/10/1990	5/14	5/14	H	W	86-60	Louisiana St.
2/14/1990	4/nr	4/nr	H	W	95-73	Fla. Atlantic
2/17/1990	4/nr	4/nr	H	W	75-42	Florida
2/22/1990	4/nr	4/nr	H	W	88-77	Vanderbilt
2/24/1990	4/nr	4/nr	H	W	80-65	Alabama
SEC TOURNAMENT (2nd), Albany, Ga.						
3/3/1990	3/nr	3/nr	N51	W	81-56	Florida
3/4/1990	3/6	3/6	N51	W	73-54	Georgia
3/5/1990	3/11	3/11	N51	L	77-78	Auburn
NCAA SECOND ROUND, Knoxville, Tenn.						
3/18/1990	4/nr	4/nr	H	W	87-68	Old Dominion
NCAA EAST REGIONAL CHAMPIONSHIPS (2nd), Norfolk, Va.						
3/22/1990	4/nr	5/19	N32	W	80-62	Clemson
3/24/1990	4/12	5/4	N32	L	75-79 (OT)	Virginia

1990-91 (30-5, 6-3 SEC, 3rd)

Final AP Ranking 4th
Final ESPN Ranking 1st
NCAA Mideast Regional Champions
NCAA NATIONAL CHAMPIONS

Date	AP Rk	ESPN Rk	Site	W/L	Score	Opponent
11/21/1990			H	W-ex	96-64	A. in A.
11/25/1990	6/2	6/2	H	W	95-80	Stanford
12/1/1990	3/7	3/7	A	L	77-90	NC State
12/3/1990	6/nr	3/nr	A	W	64-54	Virginia Tech
12/6/1990	6/nr	6/nr	A	L	66-80	Vanderbilt
12/9/1990	6/23	6/23	H	W	82-71	Maryland
12/13/1990	10/nr	8/nr	A	W	77-64	Maine
12/16/1990	10/nr	8/nr	H	W	113-86	UCLA
12/21/1990	9/nr	8/nr	A	W	85-52	Illinois
12/29/1990	7/nr	7/nr	N58	W	85-69	Ohio State
12/30/1990	7/8	7/8	N58	W	84-77	Stanford
1/2/1991	5/nr	7/nr	H	W	91-63	Mississippi St.
1/6/1991	5/nr	5/nr	A	W	93-62	Old Dominion
1/9/1991	4/nr	3/nr	A	W	86-61	Alabama
1/12/1991	4/nr	3/nr	H	W	80-70	Kentucky
1/14/1991	2/nr	3/nr	H	W	80-54	Richmond
1/16/1991	2/nr	2/nr	A	W	71-70 (OT)	Florida
1/19/1991	2/10	2/10	A	L	65-70	Auburn
1/21/1991	4/10	2/11	A	W	79-77	Louisiana St.
1/24/1991	4/nr	4/nr	H	W	77-61	S. Carolina
1/26/1991	4/15	4/14	H	W	64-54	Mississippi
1/28/1991	3/4	4/5	H	L	74-81	Georgia
2/2/1991	3/nr	3/nr	H	W	94-67	Tennessee Tech
2/5/1991	5/nr	5/nr	A	W	77-74	Louisiana Tech
2/9/1991	5/20	5/19	H	W	88-71	Notre Dame
2/13/1991	4/nr	4/nr	H	W	105-43	DePaul
2/21/1991	4/nr	4/nr	H	W	93-46	Memphis St.
2/23/1991	4/15	4/15	A	W	64-55	Texas

SEC TOURNAMENT (2nd), Albany, Ga.

3/2/1991	4/nr	4/nr	N51	W	62-60	Vanderbilt
3/3/1991	4/5	4/5	N51	W	70-62	Auburn
3/4/1991	3/10	4/12	N51	L	75-80	Louisiana St.

NCAA SECOND ROUND, Knoxville, Tenn.

3/17/1991	4/nr	3/nr	H	W	55-47	SW Missouri St.
NCAA MIDEAST REGIONAL CHAMPIONSHIPS (1st), Knoxville, Tenn.						
3/21/1991	4/10	3/11	H	W	68-61	W. Kentucky
3/23/1991	4/6	3/6	H	W	69-65	Auburn

NCAA FINAL FOUR (1st), New Orleans, La.

3/30/1991	4/11	3/10	N59	W	68-60	Stanford
3/31/1991	4/2	3/12	N59	W	70-67 (OT)	Virginia

1991-92 (28-3, 10-1 SEC, 2nd)

Final AP Ranking 2nd
Final ESPN Ranking 5th
SEC Tournament Champions

Date	AP Rk	ESPN Rk	Site	W/L	Score	Opponent
11/18/1991			H	W-ex	96-63	Mexican Nat.
11/22/1991	1/21	1/nr	H	W	90-70	La. Tech
11/24/1991	1/nr	1/nr	H	W	86-71	Maine
12/2/1991	1/nr	1/nr	A	W	79-56	UNC-Charlotte
12/14/1991	1/3	1/3	A	L	95-96 (OT)	Stanford
12/16/1991	3/nr	1/nr	A	W	73-71	Santa Clara
12/19/1991	3/19	3/19	N60	W	86-72	Texas
12/28/1991	3/7	3/7	H61	W	82-81	Penn State

(British Tour)

1/2/1992	N62	W-ex	98-44	Copenhagen (Den.)
1/4/1992	N62	W-ex	70-65	Solna (Sweden)

1/5/1992 N62 L-ex 82-84 Minsk (Belarus)

(Regular Season Contests)						
Date	AP Rk	ESPN Rk	Site	W/L	Score	Opponent
1/8/1992	3/22	3/22	H	W	85-69	Louisiana St.
1/10/1992	3/nr	3/nr	A	W	70-62	DePaul
1/12/1992	2/nr	3/nr	A	W	85-82	Notre Dame
1/15/1992	2/nr	2/nr	A	W	78-58	South Carolina
1/18/1992	2/10	2/9	A	L	78-80 (OT)	Mississippi
1/21/1992	4/nr	4/nr	H	W	108-26	FAU
1/24/1992	4/nr	4/nr	A	W	78-61	N. Illinois
1/26/1992	4/24	4/24	H	W	82-72	Alabama
1/30/1992	4/nr	4/nr	H	W	69-54	Auburn
2/2/1992	4/13	4/11	H	W	70-53	Vanderbilt
2/4/1992	4/nr	4/nr	H	W	75-59	Old Dominion
2/8/1992	4/nr	4/nr	A	W	77-52	Kentucky
2/10/1992	3/nr	4/nr	H	W	100-72	Youngstown St.
2/12/1992	3/nr	3/nr	A	W	78-56	Mississippi St.
2/15/1992	3/nr	3/nr	A	W	55-51	Georgia
2/19/1992	2/nr	2/nr	A	W	118-59	Memphis St.
2/22/1992	2/nr	2/nr	H	W	90-69	Florida
2/25/1992	2/24	2/24	H	W	86-68	Texas
2/29/1992	2/nr	2/nr	H	W	105-59	Arkansas

SEC TOURNAMENT (1st), Albany, Ga.

3/7/1992	2/nr	2/nr	N51	W	70-65	Louisiana St.
3/8/1992	2/nr	2/nr	N51	W	94-80	Kentucky
3/9/1992	2/24	2/nr	N51	W	73-66	Georgia

NCAA SECOND ROUND, Knoxville, Tenn.

3/21/1992	2/nr	2/nr	H	W	97-56	Rutgers
-----------	------	------	---	---	-------	---------

NCAA MIDEAST REGIONAL CHAMP. (3rd), West Lafayette, Ind.

3/26/1992	2/15	2/15	N63	L	70-75	W. Kentucky
-----------	------	------	-----	---	-------	-------------

1992-93 (29-3, 11-0 SEC, 1st)

Final AP Ranking 2nd

Final ESPN Ranking 5th

SEC Champions

Date	AP Rk	ESPN Rk	Site	W/L	Score	Opponent
11/22/1992			H	L-ex	68-70	A. in A.
11/30/1992			H	W-ex	84-70	MTK Budapest
12/4/1992	2/nr	2/nr	N56	W	69-60	Oklahoma St.
12/5/1992	2/8	2/8	N56	W	94-71	S.F. Austin
12/6/1992	2/1	2/1	N56	W	74-73 (OT)	Stanford
12/9/1992	1/nr	1/nr	H	W	89-45	UNC-Charlotte
12/18/1992	1/11	1/11	A	W	83-76	La. Tech
12/21/1992	1/2	1/2	H	W	84-79	Stanford
12/29/1992	1/nr	1/nr	N64	W	73-53	G. Washington
12/30/1992	1/6	1/6	A64	L	72-77	Maryland
1/2/1993	1/nr	1/nr	A	W	68-60	Old Dominion
1/4/1993	1/nr	1/nr	H	W	79-48	Notre Dame
1/7/1993	2/nr	2/nr	A	W	95-61	Louisiana St.
1/9/1993	2/nr	2/nr	H	W	109-62	Mississippi St.
1/12/1993	2/9	2/8	A	W	70-59	Auburn
1/16/1993	2/nr	2/nr	H	W	64-53	Mississippi
1/19/1993	2/nr	2/nr	H	W	93-74	Rutgers
1/21/1993	2/21	2/21	H	W	60-48	DePaul
1/23/1993	2/nr	2/nr	A	W	86-74	Alabama
1/25/1993	2/nr	2/nr	H	W	93-50	Providence
1/30/1993	2/1	2/1	A	W	73-68	Vanderbilt
2/2/1993	1/13	1/13	A	W	72-58	Texas
2/6/1993	1/25	1/23	H	W	85-61	Kentucky
2/9/1993	1/nr	1/nr	A	W	78-54	Youngstown St.
2/14/1993	1/nr	1/nr	H	W	71-68	Georgia
2/16/1993	1/nr	1/nr	H	W	90-46	Memphis St.
2/18/1993	1/nr	1/nr	H	W	100-57	S. Carolina
2/21/1993	1/nr	1/nr	A	W	88-75	Florida
2/24/1993	1/nr	1/nr	A	W	95-58	E. Kentucky
2/27/1993	1/nr	1/nr	A	W	72-55	Arkansas

SEC TOURNAMENT (5th), Chattanooga, Tenn.

3/6/1993	1/nr	2/21	N65	L	72-73	Georgia
----------	------	------	-----	---	-------	---------

NCAA SECOND ROUND, Knoxville, Tenn.

3/20/1993	2/nr	2/nr	H	W	89-66	Northwestern
-----------	------	------	---	---	-------	--------------

NCAA MIDEAST REGIONAL CHAMPIONSHIPS (2nd), Iowa City, Iowa

3/25/1993	2/17	2/18	N48	W	74-54	N. Carolina
3/27/1993	2/4	2/4	A48	L	56-72	Iowa

1993-94 (31-2, 11-0 SEC, 1st)

Final AP Ranking 1st

Final ESPN Ranking 5th

SEC Champions

SEC Tournament Champions

Date	AP Rk	ESPN Rk	Site	W/L	Score	Opponent
11/18/1993			H	W-ex	76-73	A. in A.

GENERAL

STAFF

PLAYERS

REVIEW

HISTORY

FACILITIES

NCAA

SEC

RECORDS

MEDIA INFO



YEAR-BY-YEAR RESULTS

11/21/1993	1/8	1/14	N66	W	80-45	Ohio State
11/23/1993			H	W-ex	89-75	Bulgarian Nat.
11/28/1993	1/nr	1/nr	H	W	82-66	Montana
12/3/1993	1/9	1/8	A	W	81-75	Stanford
12/7/1993	1/nr	1/nr	A	W	65-63	Arizona
12/12/1993	1/23	1/23	H	W	64-48	Maryland
12/18/1993	1/nr	1/nr	H	W	84-69	Florida
12/20/1993	1/7	1/7	H	W	86-82 (OT)	Colorado
12/22/1993	1/10	1/10	H	W	94-60	La. Tech
12/30/1993	1/nr	1/nr	A	W	79-65	Memphis St.
1/2/1994	1/nr	1/nr	H	W	89-67	Arkansas
1/7/1994	1/nr	1/nr	A	W	105-70	Notre Dame
1/9/1994	1/nr	1/nr	H	W	91-69	Louisiana St.
1/13/1994	1/nr	1/nr	H	W	90-49	Old Dominion
1/15/1994	1/21	1/20	H	W	58-46	Auburn
1/17/1994	1/nr	1/nr	A	L	77-87	Rutgers
1/20/1994	1/nr	1/nr	H	W	88-51	Virginia Tech
1/22/1994	1/nr	1/nr	A	W	82-62	Mississippi St.
1/25/1994	2/nr	2/nr	H	W	94-60	Texas
1/29/1994	2/nr	2/nr	A	W	66-56	DePaul
1/31/1994	2/9	2/10	A	W	84-82	Vanderbilt
2/5/1994	2/15	2/15	H	W	85-69	Alabama
2/8/1994	2/nr	2/nr	A	W	91-75	S. Carolina
2/11/1994	2/nr	2/nr	A	W	83-73	Providence
2/13/1994	2/12	2/11	H	W	79-57	Vanderbilt
2/16/1994	1/nr	1/24	A	W	70-60	Mississippi
2/18/1994	1/nr	1/nr	A	W	95-89 (OT)	Kentucky
2/27/1994	1/nr	1/nr	A	W	75-59	Georgia

SEC TOURNAMENT (1st), Chattanooga, Tenn.

3/5/1994	1/nr	1/nr	N65	W	86-72	Georgia
3/6/1994	1/16	1/15	N65	W	72-56	Alabama
3/7/1994	1/13	1/13	N65	W	82-57	Vanderbilt

NCAA FIRST ROUND, Knoxville, Tenn.

3/16/1994	1/nr	1/nr	H	W	111-37	North Carolina A&T
-----------	------	------	---	---	--------	--------------------

NCAA SECOND ROUND, Knoxville, Tenn.

3/19/1994	1/nr	1/nr	H	W	78-66	Clemson
-----------	------	------	---	---	-------	---------

NCAA MIDEAST REGIONAL CHAMPIONSHIPS (3rd), Fayetteville, Ark.

3/24/1994	1/6	1/7	N67	L	68-71	La. Tech
-----------	-----	-----	-----	---	-------	----------

1994-95 (34-3, 11-0 SEC, 1st)

Final AP Ranking 3rd

Final ESPN Ranking 2nd

SEC Champions

2nd NCAA National Championships

Date	AP Rk	ESPN Rk	Site	W/L	Score	Opponent
11/17/1994			H	W-ex	78-65	A. in A.
11/20/1994	1/3	1/2	N66	W	69-62	La. Tech
11/22/1994			H	W-ex	106-57	Australian Inst.
11/26/1994	1/nr	1/nr	H	W	95-66	Memphis
12/1/1994	1/2	1/2	H	W	105-69	Stanford
12/4/1994	1/nr	1/nr	A	W	95-29	Maryland
12/6/1994	1/15	1/13	H	W	81-63	Purdue
12/9/1994	1/12	1/12	N68	W	84-73	Virginia
12/10/1994	1/7	1/6	N68	W	78-74	Penn State
12/17/1994	1/8	1/8	A	W	78-72	Colorado
12/19/1994	1/nr	1/nr	A	W	66-61	Montana
12/28/1994	1/nr	1/nr	A	W	66-54	Texas
12/31/1994	1/8	1/9	A	W	72-70	Vanderbilt
1/2/1995	1/nr	1/nr	H	W	109-57	Arizona
1/7/1995	1/nr	1/nr	A	W	102-68	Louisiana St.
1/9/1995	1/3	1/3	A	W	62-56	La. Tech
1/12/1995	1/nr	1/nr	H	W	72-55	S. Carolina
1/14/1995	1/nr	1/nr	A	W	68-43	Auburn
1/16/1995	1/2	1/2	A	L	66-77	Connecticut
1/21/1995	2/nr	2/nr	H	W	81-58	Mississippi St.
1/24/1995	2/nr	2/nr	A	W	77-54	Old Dominion
1/29/1995	2/16	2/15	H	W	83-48	Mississippi
2/1/1995	2/14	2/15	A	W	76-69	Florida
2/5/1995	2/16	2/13	A	W	95-44	Alabama
2/7/1995	2/20	2/23	A	W	87-67	Arkansas
2/12/1995	2/7	2/7	H	W	75-55	Vanderbilt
2/14/1995	2/nr	2/nr	H	W	85-54	DePaul
2/19/1995	2/nr	2/nr	H	W	67-41	Kentucky
2/22/1995	2/nr	2/nr	A	W	66-33	Virginia Tech
2/25/1995	2/9	2/9	H	W	83-61	Georgia
3/4/1995	2/nr	2/nr	N65	W	74-62	Kentucky
3/5/1995	2/16	2/15	N65	W	84-70	Alabama
3/6/1995	2/9	2/11	N65	L	61-67	Vanderbilt

SEC TOURNAMENT (2nd), Chattanooga, Tenn.

NCAA SUB-REGIONAL, Knoxville, Tenn.

3/16/1995	3/nr	2/nr	H	W	96-59	Florida A&M
3/18/1995	3/nr	2/nr	H	W	70-44	Florida Int'l

NCAA MIDEAST REGIONAL CHAMPIONSHIPS (1st), Knoxville, Tenn.

3/23/1995	3/9	2/7	H	W	87-65	W. Kentucky
3/25/1995	3/5	2/6	H	W	80-59	Texas Tech

NCAA FINAL FOUR (2nd), Minneapolis, Minn.

4/1/1995	3/12	2/12	N16	W	73-51	Georgia
4/2/1995	3/1	2/1	N16	L	64-70	Connecticut

1995-96 (32-4, 9-2 SEC, 2nd)

Final AP Ranking 4th

Final ESPN Ranking 1st

SEC Champions

NCAA NATIONAL CHAMPIONS

Date	AP Rk	ESPN Rk	Site	W/L	Score	Opponent
11/11/1995			H	W-ex	85-49	Lithuania
11/19/1995	6/3	6/2	H69	W	78-51	Virginia
11/22/1995			H	L-ex	58-82	U.S. National
11/25/1995	4/nr	2/nr	H	W	75-54	St. Joseph's
11/27/1995	3/10	2/14	H	W	81-44	Texas Tech
12/1/1995	3/nr	2/nr	N70	W	77-42	UAB
12/2/1995	3/7	2/5	N70	W	81-63	Purdue
12/3/1995	3/12	2/12	N70	W	79-67	Penn State
12/8/1995	2/10	2/10	A71	W	82-68	Purdue
12/10/1995	2/nr	2/nr	H	W	83-67	Texas
12/16/1995	2/9	2/9	A	L	72-90	Stanford
12/20/1995	4/nr	4/nr	A	W	76-68	DePaul
12/31/1995	5/nr	4/nr	A	W	84-63	Memphis
1/2/1996	4/21	4/18	H	W	87-67	Florida
1/6/1996	4/2	4/2	H	L	53-59	Connecticut
1/8/1996	4/7	4/9	A	L	71-77	Georgia
1/11/1996	4/15	5/15	H	W	69-47	Old Dominion
1/14/1996	4/nr	5/nr	A	W	60-45	Kentucky
1/17/1996	6/20	5/20	H	W	78-66	Arkansas
1/19/1996	6/2	5/2	H	W	85-82	Vanderbilt
1/22/1996	4/1	5/1	H	W	77-72	La. Tech
1/28/1996	4/18	5/17	H	W	81-69	Alabama
2/4/1996	3/20	3/25	A	L	72-78	Mississippi
2/8/1996	6/8	6/11	A	W	72-61	Wisconsin
2/10/1996	6/nr	6/nr	A	W	92-76	Mississippi St.
2/15/1996	5/nr	5/nr	A	W	79-73 (OT)	S. Carolina
2/18/1996	5/20	5/18	H	W	72-67 (OT)	Auburn
2/22/1996	5/nr	5/nr	H	W	88-75	Louisiana St.
2/25/1996	5/10	5/9	A	W	79-71	Vanderbilt

SEC TOURNAMENT (1st), Chattanooga, Tenn.

3/2/1996	5/23	5/24	N65	W	73-51	Mississippi
3/3/1996	5/18	5/16	N65	W	74-63	Florida
3/4/1996	4/10	4/10	N65	W	64-60	Alabama

NCAA SUB-REGIONAL, Knoxville, Tenn.

3/16/1996	4/nr	4/nr	H	W	97-56	Radford
3/18/1996	4/nr	4/nr	H	W	97-65	Ohio State

NCAA EAST REGIONAL CHAMPIONSHIPS (1st), Charlottesville, Va.

3/23/1996	4/20	4/22	N72	W	92-71	Kansas
3/25/1996	4/11	4/10	A72	W	52-46	Virginia

NCAA FINAL FOUR (1st), Charlotte, N.C.

3/29/1996	4/2	4/3	N73	W	88-83 (OT)	Connecticut
3/31/1996	4/5	4/5	N73	W	83-65	Georgia

1996-97 (29-10, 8-4 SEC, 5th)

Final AP Ranking 10th

Final ESPN Ranking 1st

NCAA NATIONAL CHAMPIONS

Date	AP Rk	ESPN Rk	Site	W/L	Score	Opponent
11/15/1996	4/nr	4/nr	H74	W	80-59	Austin Peay
11/17/1996	4/12	4/13	H74	W	79-60	Kansas
11/19/1996	3/14	2/17	N75	W	72-59	Notre Dame
11/20/1996	3/11	2/8	N75	L	64-66	La. Tech
11/23/1996	3/nr	2/nr	N76	W	83-68	Marquette
11/24/1996	3/nr	2/nr	A76	W	87-58	Vermont
11/26/1996	5/nr	5/nr	H	W	71-36	Wisc.-Green Bay
12/3/1996	4/nr	4/nr	H	W	79-63	Memphis
12/8/1996	4/5	4/5	H	L	93-94 (OT)	Georgia
12/15/1996	5/1	5/1	H	L	65-82	Stanford
12/18/1996	6/11	6/10	A	W	79-71	Texas Tech
12/21/1996	6/13	6/16	A	W	68-65 (OT)	Texas
12/29/1996	6/22	6/24	A	L	75-77	Arkansas
1/2/1997	8/nr	8/nr	A	W	64-52	St. Joseph's
1/5/1997	8/1	8/1	A77	L	57-72	Connecticut

YEAR-BY-YEAR RESULTS

1/7/1997	9/2	9/4	A	L	72-83	Old Dominion
1/12/1997	9/nr	9/nr	H	W	84-61	Kentucky
1/17/1997	9/nr	9/nr	H	W	72-60	Purdue
1/19/1997	9/7	9/7	A	W	92-79 (OT)	Vanderbilt
1/21/1997	8/19	9/nr	A	L	62-71	Florida
1/26/1997	8/4	9/4	A	W	63-60	Alabama
1/28/1997	9/nr	9/nr	H	W	94-83	DePaul
2/2/1997	9/nr	9/nr	H	W	74-72	Mississippi
2/4/1997	9/23	9/16	H	W	78-74	Wisconsin
2/9/1997	9/nr	9/nr	H	W	104-39	Mississippi St.
2/11/1997	8/nr	9/nr	H	W	90-59	S. Carolina
2/15/1997	8/nr	9/nr	A	W	76-63	Auburn
2/17/1997	8/15	8/13	H	W	64-59	Vanderbilt
2/22/1997	8/13	8/13	A	L	78-83	Louisiana St.
2/24/1997	8/6	11/5	A	L	80-98	La. Tech

SEC TOURNAMENT (3rd), Chattanooga, Tenn.

2/28/1997	8/nr	11/nr	N65	W	75-48	S. Carolina
3/1/1997	8/9	11/9	N65	W	100-99 (OT)	Louisiana St.
3/2/1997	8/nr	11/nr	N65	L	59-61	Auburn

NCAA SUB-REGIONAL, Knoxville, Tenn.

3/15/1997	10/nr	11/nr	H	W	91-54	Grambling St.
3/17/1997	10/nr	11/nr	H	W	76-59	Oregon

NCAA MIDWEST REGIONAL CHAMPIONSHIPS (1st), Iowa City, Iowa

3/22/1997	10/18	11/21	N48	W	75-67	Colorado
3/24/1997	10/1	11/1	N48	W	91-81	Connecticut

NCAA FINAL FOUR (1st), Cincinnati, Ohio

3/28/1997	10/15	11/14	N78	W	80-66	Notre Dame
3/30/1997	10/2	11/3	N78	W	68-59	Old Dominion

1997-98 (39-0, 14-0, 1st)

Final AP Ranking 1st

Final ESPN Ranking 1st

SEC Champions

SEC Tournament Champions

NCAA NATIONAL CHAMPIONS

Date	AP Rk	ESPN RkSite	W/L	Score	Opponent
11/4/1997			H	W-ex	111-54 Armed Forces
11/18/1997	1/nr	1/nr	H	W	92-54 Mississippi
11/21/1997	1/2	1/2	H	W	75-61 La. Tech
11/23/1997	1/nr	1/nr	A	W	73-32 UT-Martin
11/25/1997	1/nr	1/nr	H	W	92-52 Vermont
11/29/1997	1/1	1/10	N79	W	88-70 Stanford
11/30/1997	1/nr	1/nr	A	W	74-51 Portland
12/3/1997	1/nr	1/nr	H	W	98-64 Texas
12/6/1997	1/nr	1/nr	N80	W	93-61 George Mason
12/7/1997	1/nr	1/nr	A	W	78-28 Manhattan
12/12/1997	1/5	1/5	H61	W	78-68 Illinois
12/18/1997	1/nr	1/nr	N81	W	98-63 Akron
12/19/1997	1/nr	1/nr	N81	W	105-81 Texas A&M
12/20/1997	1/9	1/10	N81	W	87-66 Wisconsin
1/1/1998	1/25	1/nr	H	W	88-58 Arkansas
1/3/1998	1/3	1/3	H	W	84-69 Connecticut
1/6/1998	1/nr	1/nr	A	W	94-52 S. Carolina
1/10/1998	1/12	1/14	H	W	99-60 Florida
1/14/1998	1/19	1/19	A	W	96-71 Georgia
1/18/1998	1/nr	1/nr	A	W	93-65 Kentucky
1/20/1998	1/nr	1/nr	A	W	125-46 DePaul
1/25/1998	1/9	1/8	H	W	86-54 Vanderbilt
1/28/1998	1/17	1/17	H	W	102-43 Georgia
2/1/1998	1/nr	1/nr	H	W	73-66 Alabama
2/4/1998	1/nr	1/nr	A	W	91-45 Mississippi
2/7/1998	1/3	1/3	H	W	85-61 Old Dominion
2/9/1998	1/nr	1/nr	A	W	74-52 Mississippi St.
2/12/1998	1/nr	1/nr	A	W	91-65 Memphis
2/14/1998	1/nr	1/nr	H	W	79-63 Auburn
2/16/1998	1/14	1/16	A	W	91-60 Vanderbilt
2/22/1998	1/nr	1/nr	H	W	90-58 Louisiana St.

SEC TOURNAMENT (1st), Columbus, Ga.

2/27/1998	1/nr	1/nr	N82	W	88-60 Mississippi St.
2/28/1998	1/14	1/13	N82	W	106-45 Vanderbilt
3/1/1998	1/20	1/19	N82	W	67-63 Alabama

NCAA SUB-REGIONAL, Knoxville, Tenn.

3/14/1998	1/nr	1/nr	H	W	102-58 Liberty
3/16/1998	1/15	1/18	H	W	82-62 W. Kentucky

NCAA MIDEAST REGIONAL CHAMPIONSHIPS (1st), Nashville, Tenn.

3/21/1998	1/nr	1/nr	N83	W	92-60 Rutgers
3/23/1998	1/7	1/7	N83	W	76-70 N. Carolina

NCAA FINAL FOUR (1st), Kansas City, Mo.

3/27/1998	1/nr	1/nr	N84	W	86-58 Arkansas
3/29/1998	1/4	1/4	N84	W	93-75 La. Tech

1998-99 (31-3, 13-1 SEC, 1st)

Final AP Ranking 2nd

Final ESPN Ranking 4th

SEC Champions

SEC Tournament Champions

2nd NCAA East Regional

Date	AP Rk	ESPN RkSite	W/L	Score	Opponent
11/8/1998			H	W-ex	100-60 Visby (Sweden)
11/13/1998	1/nr	1/nr	H	W	94-57 Portland
11/15/1998	1/5	1/5	A85	L	68-78 Purdue
11/16/1998	4/nr	1/nr	H	W	108-63 St. Joseph's
11/28/1998	3/nr	3/nr	A	W	86-65 Texas
11/30/1998	3/2	3/2	A	W	92-73 La. Tech
12/3/1998	3/nr	3/nr	H	W	89-47 DePaul
12/6/1998	3/16	3/16	N86	W	74-60 Duke
12/17/1998	2/nr	2/nr	A	W	82-62 Arkansas
12/19/1998	2/nr	2/nr	H	W	98-62 Stanford
12/21/1998	2/8	2/8	H	W	100-77 UCLA
12/29/1998	2/nr	2/nr	A	W	92-51 Mississippi
1/3/1999	2/15	2/13	N87	W	68-54 Rutgers
1/7/1999	2/nr	2/nr	H	W	87-58 S. Carolina
1/10/1999	2/1	2/1	A	W	92-81 Connecticut
1/14/1999	1/4	1/4	H	W	102-69 Georgia
1/17/1999	1/nr	1/nr	H	W	98-60 Kentucky
1/19/1999	1/12	1/11	A	W	77-61 Old Dominion
1/21/1999	1/21	1/19	A	W	77-64 Florida
1/28/1999	1/4	1/4	A	W	95-79 Georgia
1/31/1999	1/23	1/21	A	W	85-73 Alabama
2/4/1999	1/nr	1/nr	H	W	96-58 Mississippi
2/6/1999	1/nr	1/nr	H	W	94-53 Mississippi St.
2/7/1999	1/nr	1/nr	A	W	66-60 Vanderbilt
2/14/1999	1/17	1/21	A	W	71-63 Auburn
2/16/1999	1/nr	1/nr	H	W	113-39 Memphis
2/18/1999	1/nr	1/nr	H	W	89-53 Vanderbilt
2/21/1999	1/24	1/24	A	L	69-72 Louisiana St.

SEC TOURNAMENT (1st), Chattanooga, Tenn.

2/26/1999	2/nr	2/nr	N65	W	92-80 Florida
2/27/1999	2/24	2/nr	N65	W	80-69 Alabama
2/28/1999	2/14	2/12	N65	W	85-69 Georgia

NCAA SUB-REGIONAL, Knoxville, Tenn.

3/13/1999	2/nr	2/nr	H	W	113-54 Appalachian St.
3/15/1999	2/nr	2/nr	H	W	89-62 Boston College

NCAA EAST REGIONAL CHAMPIONSHIPS (2nd), Greensboro, N.C.

3/20/1999	2/13	2/15	N25	W	68-52 Virginia Tech
3/22/1999	2/10	2/11	N25	L	63-69 Duke

(Europe Tour) Site	W/L	Score	Opponent
8/15/1999	A88	W-ex	71-68 Valenciennes-Orchies (France)
8/17/1999	A89	W-ex	104-37 Wetzikon BBC (Switzerland)
8/19/1999	A90	W-ex	126-50 Martigny BBC (Switzerland)
8/20/1999	A91	W-ex	66-57 Aix-En-Provence (France)
8/22/1999	A92	W-ex	114-45 Roque-Bruen (France)

1999-2000 (33-4, 13-1 SEC, 1st)

Final AP Ranking: 2nd

Final ESPN Ranking 2nd

SEC Champions

SEC Tournament Champions

2nd NCAA National Championships

Date	AP Rk	ESPN RkSite	W/L	Score	Opponent
11/2/1999			H	W-ex	82-63 FITC-Diego/Budget
11/7/1999			H	W-ex	65-64 U.S. National
11/14/1999	2/6	2/6	H69	L	64-69 La. Tech
11/19/1999	5/nr	2/nr	H	W	133-60 UT-Martin
11/26/1999	5/23	5/22	A	W	79-73 Stanford
11/28/1999	5/4	5/4	A	W	88-77 UCLA
12/2/1999	3/17	3/17	H	W	72-66 Purdue
12/5/1999	3/25	3/nr	A	W	85-62 Wisconsin
12/7/1999	2/nr	2/nr	A	W	92-69 Memphis
12/17/1999	2/nr	2/nr	A	W	100-66 DePaul
12/19/1999	2/nr	2/nr	A	W	82-59 St. Joseph's
12/30/1999	2/25	2/nr	H	W	106-76 Texas
1/3/2000	2/21	2/19	H	W	113-55 Old Dominion
1/6/2000	2/16	2/21	A	W	86-50 Louisiana St.
1/8/2000	2/1	2/1	H	L	67-74 Connecticut
1/10/2000	2/nr	2/nr	H	W	79-69 Arkansas
1/14/2000	2/nr	2/nr	A	W	92-76 South Carolina
1/17/2000	2/7	2/7	A	L	51-78 Georgia
1/23/2000	2/nr	2/nr	A	W	71-65 Kentucky
1/29/2000	4/8	4/8	N93	W	83-63 NC State
1/30/2000	4/nr	4/nr	H	W	77-48 Kentucky

GENERAL

STAFF

PLAYERS

REVIEW

HISTORY

FACILITIES

NCAA

SEC

RECORDS

MEDIA INFO



YEAR-BY-YEAR RESULTS

2/2/2000	4/1	4/1	A	W	72-71	Connecticut
2/4/2000	4/nr	4/nr	H	W	78-52	Vanderbilt
2/6/2000	4/nr	4/nr	H	W	65-47	Alabama
2/10/2000	2/nr	3/nr	A	W	70-49	Mississippi
2/13/2000	2/nr	3/nr	H	W	97-78	Florida
2/17/2000	2/22	3/18	A	W	79-75	Mississippi St.
2/20/2000	2/9	3/9	H	W	80-48	Louisiana St.
2/24/2000	2/nr	3/nr	A	W	59-57	Vanderbilt
2/27/2000	2/11	3/14	H	W	76-61	Auburn

SEC TOURNAMENT (1st), Chattanooga, Tenn.

3/3/2000	2/nr	3/nr	N65	W	91-79	Florida
3/4/2000	2/nr	3/nr	N65	W	61-53	Vanderbilt
3/5/2000	2/17	3/19	N65	W	70-67	Mississippi St.

NCAA SUB-REGIONAL, Knoxville, Tenn.

3/18/2000	2/nr	2/nr	H	W	90-38	Furman
3/20/2000	2/21	2/20	H	W	75-60	Arizona

NCAA MIDEAST REGIONAL CHAMPIONSHIPS (1st), Memphis, Tenn.

3/25/2000	2/19	2/19	N94	W	77-56	Virginia
3/27/2000	2/11	2/11	N94	W	57-44	Texas Tech

NCAA FINAL FOUR (2nd), Philadelphia, Pa.

3/31/2000	2/8	2/8	N95	W	64-54	Rutgers
4/2/2000	2/1	2/1	N95	L	52-71	Connecticut

2000-01 (31-3, 14-0 SEC, 1st)

Final AP Ranking 3rd

Final ESPN Ranking 5th

SEC Champions

Date	AP Rk	ESPN Rk	Site	W/L	Score	Opponent
11/5/2000			H	W-ex	144-52	Dynamo Kiev
11/6/2000			H	W-ex	108-78	A. in A.
11/18/2000	2/nr	2/nr	H	W	94-52	DePaul
11/24/2000	2/nr	2/nr	N96	W	86-58	Clemson
11/25/2000	2/21	2/21	N96	W	111-62	Illinois
11/27/2000	2/nr	2/nr	A	W	83-61	TCU
12/3/2000	2/18	2/nr	H	W	90-66	Wisconsin
12/6/2000	2/nr	2/21	H	W	72-57	Boston College
12/10/2000	2/12	2/10	A	W	70-62	La. Tech
12/15/2000	2/nr	2/nr	H	W	98-60	Memphis
12/17/2000	2/15	2/22	H	W	63-58	Stanford
12/22/2000	2/15	2/22	A	W	67-59	Texas
12/27/2000	2/nr	2/nr	N97	W	67-63	Arizona State
12/30/2000	2/1	2/1	A77	L	76-81	Connecticut
1/2/2001	2/9	2/10	N87	W	58-51	Rutgers
1/4/2001	2/11	2/11	H	W	89-70	Louisiana St.
1/7/2001	2/nr	2/nr	A	W	76-61	Arkansas
1/11/2001	2/nr	2/nr	H	W	99-45	S. Carolina
1/15/2001	2/21	2/21	H	W	66-59	Mississippi St.
1/18/2001	2/4	2/4	H	W	85-69	Georgia
1/21/2001	2/nr	2/nr	A	W	110-38	Kentucky
1/23/2001	3/16	3/17	A	W	70-64	Vanderbilt
1/27/2001	3/nr	3/nr	H	W	83-39	Kentucky
1/28/2001	3/nr	3/nr	A	W	87-70	Old Dominion
2/1/2001	3/2	3/2	H	W	92-88	Connecticut
2/4/2001	3/nr	3/nr	A	W	97-75	Alabama
2/8/2001	2/nr	2/nr	H	W	119-52	Mississippi
2/11/2001	2/6	2/9	A	W	103-73	Florida
2/18/2001	2/13	2/12	A	W	75-73	Louisiana St.
2/22/2001	1/18	1/17	H	W	70-66	Vanderbilt
2/25/2001	1/nr	1/nr	A	W	63-49	Auburn

SEC TOURNAMENT (3rd), Memphis, Tenn.

3/2/2001	1/nr	1/nr	N94	W	82-52	Alabama
3/3/2001	1/15	1/15	N94	L	74-77	Vanderbilt

NCAA SUB-REGIONAL, Knoxville, Tenn.

3/16/2001	3/nr	3/nr	H	W	80-38	Austin Peay
3/18/2001	3/nr	3/nr	H	W	92-75	St. Mary's (CA)

NCAA MIDEAST REGIONAL CHAMPIONSHIPS (3rd), Birmingham, Ala.

3/24/2001	3/12	3/11	N98	L	65-80	Xavier
-----------	------	------	-----	---	-------	--------

2001-02 (29-5, 13-1 SEC, 1st)

Final AP Ranking 6th

Final ESPN Ranking 3rd

SEC Champions

3rd NCAA National Championships

Date	AP Rk	ESPN Rk	Site	W/L	Score	Opponent
11/4/2001			H	W-ex	108-69	Remus Austria
11/6/2001	2/nr	2/nr	A	W	97-57	Chattanooga
11/18/2001	2/nr	2/nr	H	W	106-66	USC
11/23/2001	2/5	2/5	H	W	90-75	La. Tech
11/27/2001	2/22	2/21	A	W	88-57	G. Washington
12/2/2001	2/8	2/9	N99	W	93-56	NC State

12/5/2001	2/nr	2/nr	A	W	75-66	Boston College
12/16/2001	2/6	2/5	A	W	68-62	Stanford
12/19/2001	2/nr	2/nr	A	W	80-66	DePaul
12/27/2001	2/9	2/9	N100	W	89-68	Duke
12/29/2001	2/nr	2/nr	A	W	92-66	Memphis
1/3/2002	2/15	2/16	A	W	88-64	Florida
1/5/2002	2/1	2/1	H	L	72-86	Connecticut
1/8/2002	2/25	3/nr	H	W	74-62	Old Dominion
1/10/2002	2/19	3/22	H	W	71-50	Auburn
1/13/2002	2/nr	3/nr	H	W	79-67	Louisiana St.
1/17/2002	2/8	3/8	A	W	80-61	S. Carolina
1/20/2002	2/nr	3/nr	H	W	82-57	Alabama
1/27/2002	2/22	2/22	A	W	66-53	Auburn
1/31/2002	2/12	2/15	H	W	86-66	Florida
2/2/2002	2/8	2/6	A	L	59-76	Vanderbilt
2/7/2002	3/nr	4/nr	H	W	93-65	Arkansas
2/10/2002	3/22	4/21	A	W	52-50	Georgia
2/12/2002	3/18	4/17	H	L	66-69	Texas
2/14/2002	3/nr	4/nr	A	W	80-78	Mississippi St.
2/16/2002	3/6	4/6	H	W	75-68	Vanderbilt
2/21/2002	4/nr	4/nr	A	W	86-69	Mississippi
2/24/2002	4/nr	4/nr	H	W	89-64	Kentucky

SEC TOURNAMENT (3rd), Nashville, Tenn.

3/1/2002	3/24	3/24	N101	W	81-67	Georgia
3/2/2002	3/nr	3/nr	N101	L	80-81	Louisiana St.

NCAA FIRST AND SECOND ROUNDS, Knoxville, Tenn.

3/15/2002	6/nr	6/nr	H	W	98-68	Georgia State
3/17/2002	6/nr	6/nr	H	W	89-50	Notre Dame

NCAA MIDWEST REGIONAL CHAMPIONSHIPS (1st), Ames, Iowa

3/23/2002	6/nr	6/nr	N102	W	68-57	Brigham Young
3/25/2002	6/4	6/4	N102	W	68-63	Vanderbilt

NCAA FINAL FOUR (3rd), San Antonio, Texas

3/29/2002	6/1	6/1	N103	L	56-79	Connecticut
-----------	-----	-----	------	---	-------	-------------

2002-03 (33-5, 14-0 SEC, 1st)

Final AP Ranking 4th

Final ESPN Ranking 2nd

SEC Champions

2nd NCAA National Championships

Date	AP Rk	ESPN Rk	Site	W/L	Score	Opponent
11/3/2002			H	W-ex	116-50	Stockholm
11/10/2002	2/22	2/19	H	W	94-68	Human Rights (08)
11/16/2002	2/nr	2/nr	H	W-ex	95-76	Oklahoma
11/24/2002	2/1	2/1	N104	L	55-76	Premier Players
11/26/2002	4/21	5/24	H	W	83-61	Duke
11/29/2002	4/nr	5/nr	A	W	136-26	G. Washington
11/30/2002	4/nr	5/nr	N105	W	96-44	Puerto Rico
12/1/2002	4/nr	5/nr	N105	W	96-44	Mayaguez
12/4/2002	4/15	5/13	A	W	60-35	Army
12/14/2002	4/nr	5/nr	A	W	71-39	Saint Louis
12/18/2002	4/5	4/5	H	W	71-56	La. Tech
12/21/2002	4/22	4/21	A	L	62-63	USC
12/28/2002	5/12	5/12	N106	W	77-61	Stanford
1/4/2003	5/3	5/2	A	L	62-63	Notre Dame
1/7/2003	5/nr	5/nr	A	W	91-63	OT) UConn
1/12/2003	5/nr	5/nr	H	W	81-72	Old Dominion
1/14/2003	5/25	5/24	H	W	76-57	Auburn
1/16/2003	5/nr	5/nr	A	W	88-45	DePaul
1/19/2003	5/nr	5/nr	A	W	94-53	Alabama
1/23/2003	4/15	4/14	H	W	97-78	Florida
1/26/2003	4/14	4/13	H	W	82-68	S. Carolina
1/30/2003	4/12	4/11	A	W	92-79	Mississippi St.
2/2/2003	4/17	4/17	A	W	81-67	Arkansas
2/6/2003	3/nr	3/nr	H	W	86-43	Vanderbilt
2/9/2003	3/nr	3/nr	H	W	79-40	Mississippi
2/11/2003	3/nr	3/nr	H	W	86-72	Florida
2/16/2003	3/nr	3/nr	A	W	59-56	TCU
2/20/2003	3/13	3/16	H	W	87-60	Auburn
2/23/2003	3/4	3/4	A	W	68-65	Georgia
2/27/2003	3/17	3/18	H	W	91-71	Louisiana St.
3/2/2003	3/nr	3/nr	A	W	84-69	Vanderbilt

SEC TOURNAMENT (2nd), N. Little Rock, Ark.

3/7/2003	3/nr	3/nr	N107	W	66-51	Auburn
3/8/2003	3/10	3/11	N107	W	76-75	Mississippi St.
3/9/2003	3/6	3/5	N107	L	62-78	Louisiana St.

NCAA FIRST AND SECOND ROUNDS, Knoxville, Tenn.

3/22/2003	4/nr	4/nr	H	W	95-43	Alabama St.
3/24/2003	4/nr	4/nr	H	W	81-51	Virginia

YEAR-BY-YEAR RESULTS

NCAA MIDEAST REGIONAL CHAMPIONSHIPS (1st), Knoxville, Tenn.
 3/29/2003 4/15 4/16 H W 86-58 Penn State
 3/31/2003 4/11 4/12 H W 73-49 Villanova

NCAA FINAL FOUR (2nd), Atlanta, Ga.
 4/6/2003 4/2 4/1 NI08 W 66-56 Duke
 4/8/2003 4/1 4/2 NI08 L 68-73 Connecticut

(Europe Tour) Site	W/L	Score	Opponent
8/10/2003	NI09 W-ex	58-13	Pesaro (Italy)
8/13/2003	A110 L-ex	79-85	Greek National Tm.
8/14/2003	NI10 L-ex	67-69	Bulgarian Ntnl. Tm.
8/15/2003	NI10 W-ex	88-74	Romanian Ntnl. Tm.
8/16/2003	A110 W-ex	59-50	Greek National Tm.

2003-04 (31-4, 14-0 SEC, 1st)

Final AP Ranking 2nd

Final ESPN Ranking 2nd

SEC Champions

2nd NCAA National Championships

Date	AP Rk	ESPN Rk	Site	W/L	Score	Opponent
11/9/2003			H	W-ex	86-57	W. Coast All-Stars
11/18/2003			H	W-ex	88-64	AIA
11/23/2003	3/nr	3/nr	H	W	83-52	Chattanooga
11/30/2003	3/17	3/17	H	W	83-59	Notre Dame
12/7/2003	3/10	3/11	H	W	85-65	La. Tech
12/11/2003	2/nr	2/25	H	W	59-49	Rutgers
12/14/2003	2/6	2/5	A	W	70-66 (OT)	Stanford
12/17/2003	2/nr	2/nr	A	W	96-89 (OT)	DePaul
12/21/2003	2/13	2/15	A	W	71-55	Oklahoma
12/28/2003	2/5	2/5	H	L	60-70	Texas
12/30/2003	5/nr	5/nr	A	W	65-51	G. Washington
1/2/2004	5/19	5/19	A	W	74-66	TCU
1/4/2004	5/nr	5/nr	H	W	66-42	Old Dominion
1/8/2004	5/nr	5/nr	H	W	83-44	Arkansas
1/11/2004	5/nr	5/nr	A	W	61-53	Mississippi St.
1/15/2004	5/nr	5/nr	A	W	86-58	S. Carolina
1/18/2004	5/nr	5/nr	H	W	72-51	Alabama
1/22/2004	2/nr	2/nr	H	W	79-54	Vanderbilt
1/24/2004	2/1	2/1	A	W	72-69	Duke
1/29/2004	1/nr	1/nr	A	W	81-72	Kentucky
2/1/2004	1/22	1/25	H	W	68-61 (OT)	Auburn
2/5/2004	1/4	1/3	H	L	67-81	Connecticut
2/8/2004	1/nr	1/nr	H	W	72-58	S. Carolina
2/12/2004	3/19	3/17	A	W	70-67	Georgia
2/15/2004	3/nr	3/nr	A	W	94-88	Vanderbilt
2/19/2004	3/nr	3/nr	H	W	88-79	Florida
2/22/2004	3/nr	3/nr	A	W	85-69	Mississippi
2/26/2004	2/nr	2/nr	A	W	93-71	Arkansas
2/29/2004	2/15	2/17	H	W	85-62	Louisiana St.

SEC TOURNAMENT (3rd), Nashville, Tenn.

3/5/2004	1/nr	1/nr	NI01	W	67-57	Mississippi St.
3/6/2004	1/20	1/16	NI01	L	66-68 (OT)	Georgia

NCAA FIRST AND SECOND ROUNDS, Tallahassee, Fla.

3/20/2004	2/nr	3/nr	NI11	W	77-54	Colgate
3/22/2004	2/nr	3/25	NI11	W	79-59	DePaul

NCAA MIDWEST REGIONAL CHAMPIONSHIPS (1st), Norman, Okla.

3/28/2004	2/15	3/17	NI12	W	71-69	Baylor
3/30/2004	2/10	3/8	NI12	W	62-60	Stanford

NCAA FINAL FOUR (2nd), New Orleans, La.

4/4/2004	2/19	3/19	NI13	W	52-50	Louisiana St.
4/6/2004	2/6	3/6	NI13	L	61-70	Connecticut

2004-05 (30-5, 13-1 SEC, 2nd)

Final AP Ranking 3rd

Final ESPN Ranking 4th

SEC Tournament Champions

3rd NCAA National Championships

Date	AP Rk	ESPN Rk	Site	W/L	Score	Opponent
11/11/2004			H	W-ex	105-47	Cason-Newman
11/14/2004			H	W-ex	77-36	W. Coast All-Stars
11/19/2004	1/nr	1/nr	A	W	68-34	Chattanooga
11/21/2004	1/nr	1/nr	A	W	64-54	NC State
11/23/2004	1/nr	1/nr	H	W	71-41	G. Washington
11/25/2004	1/4	1/4	A	L	59-74	Texas
11/28/2004	1/nr	1/nr	H	W	52-48	Temple
12/2/2004	4/10	5/9	H	L	57-59	Duke
12/12/2004	9/15	9/15	H	W	78-63	DePaul
12/15/2004	9/nr	10/nr	A	W	70-59	La. Tech
12/19/2004	9/nr	10/nr	H	W	82-55	TCU
12/21/2004	9/2	10/2	H	W	70-67	Stanford
12/29/2004	8/24	8/nr	A	L	51-65	Rutgers

1/2/2005	8/nr	8/nr	A	W	68-58	Old Dominion
1/8/2005	10/15	10/14	A	W	68-67	Connecticut
1/13/2005	8/nr	10/nr	H	W	72-54	Arkansas
1/16/2005	8/17	10/15	A	W	79-65	Vanderbilt
1/20/2005	7/nr	9/nr	A	W	81-71	Auburn
1/23/2005	7/nr	9/nr	H	W	67-49	Kentucky
1/27/2005	5/nr	6/nr	A	W	68-53	S. Carolina
1/31/2005	5/18	5/19	H	W	77-70	Georgia
2/3/2005	5/nr	5/nr	A	W	91-82 (OT)	Florida
2/6/2005	5/nr	5/nr	H	W	99-67	Mississippi
2/10/2005	5/1	5/1	A	L	58-68	Louisiana St.
2/13/2005	5/21	5/20	H	W	72-63	Vanderbilt
2/17/2005	6/nr	6/nr	H	W	74-44	S. Carolina
2/20/2005	6/nr	6/nr	A	W	84-71	Arkansas
2/24/2005	5/nr	5/nr	H	W	78-56	Mississippi St.
2/27/2005	5/nr	5/nr	A	W	94-81	Alabama

SEC TOURNAMENT (1st), Greenville, S.C.

3/4/2005	5/nr	4/nr	NI14	W	64-54	Auburn
3/5/2005	5/18	4/17	NI14	W	76-73	Vanderbilt
3/6/2005	5/1	4/1	NI14	W	67-65	Louisiana St.

NCAA FIRST AND SECOND ROUNDS, Knoxville, Tenn.

3/20/2005	3/nr	3/nr	H	W	94-43	W. Carolina
3/22/2005	3/nr	3/nr	H	W	75-54	Purdue

NCAA PHILADELPHIA REGIONAL CHAMPIONSHIPS (1st), Philadelphia

3/27/2005	3/14	3/14	NI15	W	75-59	Texas Tech
3/29/2005	3/9	3/10	NI15	W	59-49	Rutgers

NCAA FINAL FOUR (3rd), Indianapolis, Ind.

4/3/2005	3/6	3/5	NI16	L	64-68	Michigan St.
----------	-----	-----	------	---	-------	--------------

2005-06 (31-5, 11-3 SEC, 2nd)

Final AP Ranking 6th

Final ESPN Ranking 5th

SEC Tournament Champions

2nd NCAA Cleveland Regional

Date	AP Rk	ESPN Rk	Site	W/L	Score	Opponent
11/6/2005			H	W-ex	131-40	Dalhousie
11/10/2005			H	W-ex	101-55	Cason-Newman
11/20/2005	2/nr	1/nr	H	W	83-33	Stetson
11/21/2005	2/nr	1/nr	H	W	92-50	Chattanooga
11/24/2005	2/9	1/9	NI17	W	83-55	Michigan St.
11/25/2005	2/nr	1/nr	NI17	W	79-65	Gonzaga
11/26/2005	2/10	1/10	NI17	W	80-75	Maryland
12/1/2005	2/16	1/18	H	W	102-61	Texas
12/4/2005	2/12	1/11	A	W	74-67	Stanford
12/7/2005	1/nr	1/nr	A	W	59-43	G. Washington
12/15/2005	1/nr	1/nr	H	W	83-59	La. Tech
12/20/2005	1/nr	1/nr	H	W	107-39	Princeton
12/28/2005	1/22	1/21	A	W	75-50	Temple
12/31/2005	1/12	1/11	A	W	62-51	Notre Dame
1/2/2006	1/nr	1/nr	H	W	83-67	Old Dominion
1/4/2006	1/nr	1/nr	A	W	66-51	S. Carolina
1/7/2006	1/7	1/7	H	W	89-80	Connecticut
1/12/2006	1/13	1/17	H	W	94-85	Georgia
1/15/2006	1/nr	1/nr	A	W	79-56	Mississippi St.
1/19/2006	1/19	1/19	A	W	80-68	Vanderbilt
1/23/2006	1/2	1/2	A	L	53-75	Duke
1/26/2006	1/nr	3/nr	A	L	63-66	Kentucky
1/29/2006	1/nr	3/nr	H	W	89-54	Alabama
2/2/2006	5/nr	5/nr	A	W	78-63	Mississippi
2/5/2006	5/nr	5/nr	H	W	77-37	Arkansas
2/9/2006	5/3	5/4	H	L	69-72	Louisiana St.
2/12/2006	5/22	5/20	H	W	70-67	Vanderbilt
2/16/2006	5/13	5/13	A	W	58-55	Georgia
2/19/2006	5/nr	5/nr	A	W	82-65	Alabama
2/23/2006	5/nr	5/nr	H	W	81-56	Auburn
2/26/2006	5/nr	5/nr	H	L	93-95 (OT)	Florida

SEC TOURNAMENT (1st), N. Little Rock, Ark.

3/3/2006	8/nr	9/nr	NI07	W	77-45	Auburn
3/4/2006	8/12	9/12	NI07	W	89-79	Georgia
3/5/2006	8/3	9/3	NI07	W	63-62	Louisiana St.

NCAA FIRST AND SECOND ROUNDS, Norfolk, Va.

3/19/2006	6/nr	6/nr	NI18	W	102-54	Army
3/21/2006	6/nr	6/nr	NI18	W	66-53	G. Washington

NCAA CLEVELAND REGIONAL CHAMPIONSHIPS (2nd), Cleveland, Ohio

3/26/2006	6/9	6/9	N93	W	76-69	Rutgers
3/28/2006	6/1	6/1	N93	L	63-75	N. Carolina

GENERAL

STAFF

PLAYERS

REVIEW

HISTORY

FACILITIES

NCAA

SEC

RECORDS

MEDIA INFO



YEAR-BY-YEAR RESULTS

2006-07 (34-3, 14-0 SEC, 1st)

Final AP Ranking 3rd						
Final ESPN Ranking 1st						
SEC Champions						
NCAA NATIONAL CHAMPIONS						
Date	AP Rk	ESPN Rk	Site	W/L	Score	Opponent
11/1/2006			H	W-ex	104-49	Carson-Newman
11/5/2006			H	W-ex	101-51	Houston Jaguars
11/12/2006	5/nr	5/nr	H	W	102-72	Chattanooga
11/16/2006	5/20	4/21	H	W	83-60	UCLA
11/19/2006	5/11	4/11	A	W	83-74	Arizona State
11/24/2006	4/11	4/11	H	W	77-60	Stanford
11/26/2006	4/nr	4/nr	H	W	88-64	MTSU
11/28/2006	4/nr	4/nr	A	W	71-50	La. Tech
12/3/2006	4/2	4/2	A	L	57-70	N. Carolina
12/5/2006	6/nr	5/nr	H	W	85-29	UT-Martin
12/7/2006	6/21	5/19	H	W	85-62	G. Washington
12/17/2006	5/23	5/24	A	W	67-46	Texas
12/20/2006	5/nr	5/nr	H	W	66-51	West Virginia
12/22/2006	5/nr	5/nr	A	W	75-59	Old Dominion
12/30/2006	4/nr	4/nr	H	W	78-54	Notre Dame
1/3/2007	4/nr	4/nr	H	W	72-36	Alabama
1/6/2007	4/5	4/5	A	W	70-64	Connecticut
1/11/2007	4/nr	4/nr	A	W	80-58	Florida
1/14/2007	4/15	4/15	A	W	52-41	Georgia
1/18/2007	4/nr	4/nr	H	W	73-44	Mississippi St.
1/22/2007	4/1	4/1	H	L	70-74	Duke
1/25/2007	4/15	4/14	A	W	67-57	Vanderbilt
1/28/2007	4/nr	4/nr	A	W	80-51	Alabama
2/1/2007	3/nr	3/nr	H	W	72-36	S. Carolina
2/5/2007	3/9	3/14	H	W	73-57	Georgia
2/8/2007	3/nr	3/nr	A	W	72-62	Auburn
2/11/2007	3/nr	3/nr	H	W	84-62	Kentucky
2/15/2007	3/nr	3/nr	H	W	81-69	Mississippi
2/19/2007	2/7	3/7	A	W	56-51	La. State
2/22/2007	2/nr	2/nr	A	W	75-68 (OT)	Arkansas
2/25/2007	2/12	2/12	H	W	73-53	Vanderbilt
SEC TOURNAMENT (3rd), Duluth, Ga.						
3/2/2007	2/nr	2/nr	N119	W	81-63	S. Carolina
3/3/2007	2/11	2/10	N119	L	54-63	Louisiana St.
NCAA FIRST AND SECOND ROUNDS, Pittsburgh, Pa.						
3/18/2007	3/nr	4/nr	N120	W	76-37	Drake
3/20/2007	3/nr	4/nr	A	W	68-54	Pittsburgh
NCAA DAYTON REGIONAL CHAMPIONSHIPS (1st), Dayton, Ohio						
3/25/2007	3/nr	4/nr	N121	W	65-46	Marist
3/27/2007	3/nr	4/nr	N121	W	98-62	Mississippi
NCAA FINAL FOUR (1st), Cleveland, Ohio						
4/1/2007	3/2	4/2	N93	W	56-50	N. Carolina
4/3/2007	3/15	4/18	N93	W	59-46	Rutgers

2007-08 (36-2, 13-1 SEC, 2nd)

Final AP Ranking 3rd						
Final ESPN Ranking 1st						
SEC Tournament Champions						
NCAA NATIONAL CHAMPIONS						
Date	AP Rk	ESPN Rk	Site	W/L	Score	Opponent
11/4/2007			H	L-ex	72-83	U.S. National
11/8/2007			H	W-ex	91-30	Carson-Newman
11/11/2007	1/nr	1/nr	H	W	76-56	Chattanooga
11/15/2007	1/9	1/8	N122	W	70-67	Oklahoma
11/18/2007	1/21	1/22	H	W	92-67	Texas
11/21/2007	1/15	1/17	N123	W	67-49	West Virginia
11/26/2007	1/nr	1/nr	H	W	81-60	La. Tech
12/2/2007	1/5	1/4	H	W	83-79	N. Carolina
12/5/2007	1/25	1/nr	H	W	83-51	Old Dominion
12/13/2007	1/nr	1/nr	H	W	84-61	MTSU
12/16/2007	1/nr	1/nr	H	W	96-73	Gonzaga
12/19/2007	1/nr	1/nr	A	W	82-70	UCLA
12/22/2007	1/5	1/4	A	L	69-73 (OT)	Stanford
1/2/2008	3/15	3/15	A	W	102-68	DePaul
1/5/2008	3/14	3/14	A	W	87-63	Notre Dame
1/10/2008	2/22	2/20	H	W	85-52	Auburn
1/13/2008	2/nr	2/nr	A	W	71-48	S. Carolina
1/17/2008	2/nr	2/nr	A	W	65-40	Kentucky
1/20/2008	2/nr	2/nr	H	W	79-63	Vanderbilt
1/24/2008	2/nr	2/nr	H	W	98-55	Arkansas
1/28/2008	2/9	2/10	A	W	67-64	Duke
1/31/2008	2/nr	2/nr	A	W	68-44	Mississippi
2/3/2008	2/nr	2/nr	H	W	79-51	Kentucky
2/7/2008	2/nr	2/nr	A	W	87-69	Mississippi St.

2/11/2008	1/5	1/7	H	W	59-58	Rutgers
2/14/2008	1/7	1/7	H	L	62-78	Louisiana St.
2/17/2008	1/25	1/nr	A	W	81-68	Vanderbilt
2/21/2008	3/nr	3/nr	A	W	85-58	Alabama
2/24/2008	3/nr	3/nr	H	W	72-46	Mississippi St.
2/28/2008	3/nr	3/nr	H	W	88-61	Florida
3/2/2008	3/22	3/20	A	W	72-63	Georgia
SEC TOURNAMENT (1st), Nashville, Tenn.						
3/7/2008	3/nr	3/nr	N101	W	92-61	Florida
3/8/2008	3/21	3/22	N101	W	63-48	Vanderbilt
3/9/2008	3/7	3/6	N101	W	61-55	Louisiana St.
NCAA FIRST AND SECOND ROUNDS, West Lafayette, Ind.						
3/23/2008	3/nr	3/nr	N124	W	94-55	Oral Roberts
3/25/2008	3/nr	3/nr	A124	W	78-52	Purdue
NCAA OKLAHOMA CITY REGIONAL CHAMP. (1st), Oklahoma City, Okla.						
3/30/2008	3/15	3/19	N125	W	74-64	Notre Dame
4/1/2008	3/8	3/9	N125	W	53-45	Texas A&M
NCAA FINAL FOUR (1st), Tampa, Fla.						
4/6/2008	3/6	3/5	N122	W	47-46	Louisiana St.
4/8/2008	3/4	3/4	N122	W	64-48	Stanford

2008-09 (22-11, 9-5 SEC, 4th)

Final AP Ranking 18th						
Final ESPN Ranking not ranked						
NCAA First Round						
Date	AP Rk	ESPN Rk	Site	W/L	Score	Opponent
11/6/2008			H	W-ex	135-55	Carson-Newman
11/9/2008			H	W-ex	85-50	Love & Basketball
11/15/2008	7/nr	6/nr	H	W	68-39	San Francisco
11/17/2008	5/16	6/15	H	L	82-83	Virginia
11/21/2008	5/nr	13/nr	A	W	66-63	Chattanooga
11/23/2008	5/nr	13/nr	H	W	94-59	La. Tech
11/25/2008	9/nr	12/nr	H	W	83-56	W. Carolina
11/30/2008	9/nr	12/nr	H	W	88-67	DePaul
12/2/2008	7/nr	9/nr	A	W	71-59	G. Washington
12/11/2008	7/nr	10/nr	H	W	81-52	MTSU
12/14/2008	7/6	10/5	A	L	59-73	Texas
12/18/2008	11/nr	13/nr	A	W	81-76	Old Dominion
12/21/2008	11/3	13/4	H	W	79-69 (OT)	Stanford
12/30/2008	8/nr	12/nr	A	W	77-58	Gonzaga
1/3/2009	8/15	12/14	A	W	55-51	Rutgers
1/8/2009	7/nr	11/nr	H	W	69-64	Kentucky
1/11/2009	7/24	11/24	A	L	58-74	Vanderbilt
1/15/2009	13/nr	13/nr	A	W	63-56	Mississippi St.
1/18/2009	13/nr	13/nr	H	W	68-56	S. Carolina
1/22/2009	10/nr	12/nr	A	W	76-67	Arkansas
1/25/2009	10/6	12/5	A	L	68-82	Auburn
1/29/2009	13/nr	15/nr	H	W	60-59	Mississippi
2/2/2009	12/2	15/2	A125	L	70-80	Oklahoma
2/5/2009	12/nr	17/nr	H	W	73-43	Georgia
2/8/2009	12/11	17/13	A	L	57-66	Florida
2/12/2009	15/nr	17/nr	H	W	80-61	Alabama
2/16/2009	13/7	18/10	H	L	54-62	Duke
2/19/2009	13/nr	18/nr	A	L	56-66	Kentucky
2/22/2009	13/nr	19/nr	H	W	82-68	Mississippi St.
2/26/2009	18/nr	23/nr	A	L	61-63	Louisiana St.
3/1/2009	18/19	23/21	H	W	75-66	Vanderbilt
SEC TOURNAMENT (3rd), N. Little Rock, Ark.						
3/5/2009	19/nr	24/nr	N107	W	68-49	Alabama
3/6/2009	19/21	24/18	N107	W	71-67	Florida
3/7/2009	19/6	24/5	N107	L	58-78	Auburn
NCAA FIRST ROUND, Bowling Green, Ky.						
3/22/2009	18/nr	23/nr	N45	L	55-71	Ball State

2009-10 (32-3, 15-1 SEC, 1st)

Final AP Ranking 3rd						
Final ESPN Ranking 8th						
SEC Champions						
SEC Tournament Champions						
Date	AP Rk	ESPN Rk	Site	W/L	Score	Opponent
11/5/2009			H	W-ex	124-34	Carson-Newman
11/9/2009			H	W-ex	79-46	Delta State
11/15/2009	8/7	9/4	H	W	74-65	Baylor
11/17/2009	6/nr	5/nr	N126	W	91-53	Texas Tech
11/22/2009	6/12	5/17	A	W	77-63	Virginia
11/25/2009	6/nr	5/nr	A	W	69-52	MTSU
11/28/2009	6/nr	5/nr	H	W	61-47	UCLA
12/1/2009	6/nr	5/nr	H	W	93-53	G. Washington
12/6/2009	6/17	5/17	H	W	78-58	Texas
12/13/2009	4/nr	3/nr	N87	W	68-54	Rutgers

YEAR-BY-YEAR RESULTS

12/16/2009	3/nr	3/nr	H	W	86-56	Louisville
12/19/2009	3/2	3/2	A	L	52-67	Stanford
12/22/2009	4/nr	4/nr	A	W	89-34	San Francisco
12/30/2009	4/nr	4/nr	H	W	102-62	Old Dominion
1/3/2010	4/14	4/15	H	W	96-75	Oklahoma
1/7/2010	4/nr	4/nr	H	W	79-62	S. Carolina
1/10/2010	4/nr	4/nr	A	W	75-48	Mississippi St.
1/14/2010	4/nr	4/nr	A	W	66-64	Florida
1/17/2010	4/nr	4/22	H	W	64-57	Vanderbilt
1/21/2010	3/8	3/8	A	L	50-53	Georgia
1/24/2010	3/18	3/19	A	W	55-43	LSU
1/28/2010	5/nr	5/nr	H	W	85-56	Auburn
1/31/2010	5/nr	5/nr	A	W	60-55	S. Carolina
2/4/2010	5/nr	5/nr	H	W	74-57	Arkansas
2/8/2010	5/nr	5/22	A	W	69-60	Vanderbilt
2/11/2010	5/nr	5/nr	A	W	61-58	Mississippi
2/14/2010	5/nr	5/nr	H	W	83-44	Florida
2/18/2010	5/nr	5/nr	A	W	74-67	Alabama
2/22/2010	4/20	4/nr	H	W	70-61	LSU
2/25/2010	4/16	4/14	H	W	81-65	Kentucky
2/28/2010	4/nr	4/nr	H	W	75-63	Mississippi

SEC TOURNAMENT (1st), Duluth, Ga.

3/5/2010	4/nr	4/nr	N119	W	76-51	Mississippi
3/6/2010	4/nr	4/nr	N119	W	68-49	Vanderbilt
3/7/2010	4/19	4/18	N119	W	70-62	Kentucky

NCAA FIRST AND SECOND ROUNDS, Knoxville, Tenn.

3/20/2010	3/nr	3/nr	H	W	75-42	Austin Peay
3/22/2010	3/nr	3/nr	H	W	92-64	Dayton

NCAA MEMPHIS REGIONAL CHAMPIONSHIPS (3rd), Memphis, Tenn.

3/27/2010	3/14	3/18	N127	L	62-77	Baylor
-----------	------	------	------	---	-------	--------

2010-11 (34-3, 16-0 SEC, 1st)

Final AP Ranking 4th

Final ESPN/USA Today Ranking 6th

SEC Champions

SEC Tournament Champions

2nd NCAA Dayton Regional

Date	AP Rk	ESPN Rk	Site	W/L	Score	Opponent
11/2/2010			H	W-ex	110-66	Carson-Newman
11/7/2010			H	W-ex	86-53	Union (Tenn.)
11/12/2010	4/nr	4/nr	A	W	63-50	Louisville
11/15/2010	4/nr	4/nr	H	W	103-43	Chattanooga
11/18/2010	4/nr	4/nr	H	W	85-73	Virginia
11/21/2010	4/nr	4/nr	H	W	80-64	Arizona State
11/25/2010	4/nr	4/nr	N117	W	82-44	Missouri
11/26/2010	4/nr	4/nr	N117	W	66-42	Georgia Tech
11/27/2010	4/12	4/13	N117	L	58-69	Georgetown
12/1/2010	9/nr	8/nr	H	W	99-55	Lamar
12/5/2010	9/nr	8/nr	A	W	74-44	Old Dominion
12/12/2010	8/21	7/24	A	W	92-77	Texas
12/14/2010	6/2	6/3	A	L	54-65	Baylor
12/19/2010	6/3	6/2	H	Wot	82-72	Stanford
12/22/2010	5/nr	6/nr	H	W	102-53	ETSU
12/30/2010	5/nr	6/nr	H	W	87-51	Rutgers
1/2/2011	5/nr	6/nr	A	W	73-65	LSU
1/6/2011	5/nr	6/nr	H	W	110-45	Alabama
1/9/2011	5/nr	6/nr	H	W	86-46	Mississippi
1/13/2011	5/nr	6/nr	A	W	83-40	Florida
1/15/2011	5/nr	6/nr	H	W	68-56	Vanderbilt
1/20/2011	5/nr	6/nr	A	W	71-56	S. Carolina
1/23/2011	5/nr	6/nr	A	W	73-53	Auburn
1/27/2011	5/nr	6/nr	H	W	81-55	Mississippi St.
1/30/2011	5/nr	6/nr	A	W	72-53	Arkansas
2/7/2011	4/15	4/18	A	W	73-67	Kentucky
2/10/2011	4/nr	4/nr	H	W	61-39	Florida
2/13/2011	4/nr	4/nr	A	W	66-57	Vanderbilt
2/17/2011	4/nr	4/nr	H	W	82-60	S. Carolina
2/21/2011	4/22	4/rv	H	W	77-44	Georgia
2/24/2011	4/nr	4/nr	A	W	66-39	Mississippi
2/27/2011	4/nr	4/nr	H	W	80-60	LSU

SEC TOURNAMENT (1st), Duluth, Ga.

3/4/2011	4/nr	4/nr	N128	W	92-75	Florida
3/5/2011	4/nr	4/nr	N128	W	82-58	Georgia
3/6/2011	4/16	4/16	N128	W	90-65	Kentucky

NCAA FIRST AND SECOND ROUNDS, Knoxville, Tenn.

3/19/2011	4/nr	4/nr	H	W	99-34	Stetson
3/21/2011	4/23	4/25	H	W	79-70	Marquette

NCAA DAYTON REGIONAL CHAMPIONSHIPS (2nd), Dayton, Ohio

3/26/2011	4/18	4/24	N121	W	85-75	Ohio State
3/28/2011	4/9	4/7	N121	L	85-73	Notre Dame

2011-12 (27-9, 12-4 SEC, 2nd)

Final AP Ranking 9th

Final ESPN/USA Today Ranking 7th

SEC Tournament Champions

2nd Des Moines Regional

Date	AP Rk	ESPN Rk	Site	W/L	Score	Opponent
11/1/2011			H	W-ex	105-40	Carson-Newman
11/8/2011			H	W-ex	93-45	Union
11/13/2011	3/nr	3/nr	H	W	89-57	Pepperdine
11/15/2011	3/7	3/7	H	W	92-76	Miami (Fla.)
11/20/2011	3/nr	3/nr	A	L	64-69 (OT)	Virginia
11/27/2011	6/1	7/1	H	L	67-76	Baylor
11/29/2011	8/nr	8/nr	H	W	82-43	MTSU
12/4/2011	8/21	8/22	H	W	73-57	Texas
12/11/2011	7/20	8/21	N87	W	84-61	DePaul
12/13/2011	6/11	6/11	A	W	67-61	Rutgers
12/17/2011	6/nr	6/nr	A	W	85-64	UCLA
12/20/2011	6/4	6/4	A	L	80-97	Stanford
12/28/2011	7/nr	8/nr	H	W	90-37	Old Dominion
1/1/2012	7/nr	8/nr	A	W	73-52	Auburn
1/3/2012	6/nr	7/nr	H	W	90-47	Chattanooga
1/5/2012	6/16	7/15	H	W	80-51	Georgia
1/8/2012	6/nr	7/nr	A	W	69-38	Arkansas
1/12/2012	6/9	7/8	A	L	60-61	Kentucky
1/15/2012	6/25	7/24	H	W	87-64	Vanderbilt
1/19/2012	9/nr	9/nr	H	W	65-56	LSU
1/23/2012	7/2	9/2	A	L	44-72	Notre Dame
1/26/2012	7/nr	9/nr	A	W	86-56	Alabama
1/29/2012	7/17	9/15	A	W	67-50	Georgia
2/2/2012	8/nr	8/nr	H	L	60-64	S. Carolina
2/5/2012	8/nr	8/nr	H	W	82-61	Auburn
2/9/2012	11/nr	11/25	A	L	79-93	Vanderbilt
2/13/2012	13/7	10/7	H	W	91-54	Kentucky
2/16/2012	13/nr	10/nr	A	W	57-41	Mississippi St.
2/19/2012	13/nr	10/nr	A	W	66-56	Mississippi
2/23/2012	10/nr	9/nr	H	L	71-72 (OT)	Arkansas
2/26/2012	10/nr	9/nr	H	W	75-59	Florida

SEC TOURNAMENT (1st), Nashville, Tenn.

3/2/2012	13/nr	10/nr	N101	W	68-57	Vanderbilt
3/3/2012	13/25	10/nr	N101	W	74-58	S. Carolina
3/4/2012	13/nr	10/nr	N101	W	70-58	LSU

NCAA FIRST AND SECOND ROUNDS, Chicago, Ill.

3/17/2012	9/nr	7/nr	N128	W	72-49	UT-Martin
3/19/2012	9/nr	7/23	A	W	63-48	DePaul

NCAA DES MOINES REGIONAL CHAMP. (2nd), Des Moines, Iowa

3/24/2012	9/nr	7/nr	N129	W	84-73	Kansas
3/26/2012	9/1	7/1	N129	L	58-77	Baylor

HOLLY WARLICK (3 YEARS, 86-20)

2012-13 (27-8, 14-2 SEC, 1st)

Final AP Ranking 10th

Final USA Today Coaches Ranking 9th

SEC Champions

2nd NCAA Oklahoma City Regional

Date	AP Rk	ESPN Rk	Site	W/L	Score	Opponent
11/1/2012			H	W-ex	104-44	Carson-Newman
11/4/2012			H	W-ex	118-44	Coker
11/9/2012	20/nr	16/nr	A	L	71-80	Chattanooga
11/11/2012	20/22	16/20	A	W	71-54	Georgia Tech
11/15/2012	24/nr	24/nr	H	W	101-48	Rice
11/18/2012	24/23	20/23	A	W	79-67	Miami (Fla.)
11/25/2012	20/nr	15/nr	H	W	90-37	Alcorn State
11/28/2012	16/nr	14/nr	H	W	88-81 (OT)	MTSU
12/2/2012	16/22	14/nr	H	W	102-57	N. Carolina
12/16/2012	13/18	12/20	A	W	94-75	Texas
12/18/2012	10/3	11/3	A	L	53-76	Baylor
12/22/2012	10/1	11/1	H	L	60-73	Stanford
12/28/2012	13/nr	15/nr	H	W	75-40	Davidson
12/30/2012	13/nr	15/nr	H	W	66-47	Rutgers
1/3/2013	12/18	13/15	A	W	73-53	S. Carolina
1/6/2013	12/10	13/11	H	W	79-66	Georgia
1/10/2013	9/nr	9/nr	H	W	84-39	Missouri
1/13/2013	9/nr	9/nr	A	W	78-75 (OT)	Florida
1/17/2013	9/nr	9/nr	A	W	75-66	Auburn
1/20/2013	9/nr	9/nr	H	W	96-69	Alabama
1/24/2013	9/nr	9/nr	A	W	83-75	Vanderbilt
1/28/2013	9/2	10/3	H	L	67-77	Notre Dame
1/31/2013	9/nr	10/nr	H	W	88-45	Mississippi St.
2/3/2013	9/nr	10/nr	A	L	63-80	Missouri

GENERAL

STAFF

PLAYERS

REVIEW

HISTORY

FACILITIES

NCAA

SEC

RECORDS

MEDIA INFO



YEAR-BY-YEAR RESULTS

2/7/2013	12/nr	13/nr	A	W	64-62	LSU
2/10/2013	12/nr	13/nr	H	W	97-68	Mississippi
2/17/2013	12/nr	10/nr	H	W	83-64	Vanderbilt
2/21/2013	11/nr	10/nr	H	W	83-61	Auburn
2/24/2013	11/nr	10/nr	A	W	60-54	Arkansas
2/28/2013	8/13	8/15	H	W	82-72	Texas A&M
3/3/2013	8/10	8/10	A	L	65-78	Kentucky

SEC TOURNAMENT (3rd), Duluth, Ga.

3/8/2013	9/nr	9/nr	N119	W	82-73	Florida
3/9/2013	9/19	9/19	N119	L	62-66	Texas A&M

NCAA FIRST AND SECOND ROUNDS, Knoxville, Tenn.

3/23/2013	10/nr	9/nr	H	W	83-62	Oral Roberts
3/25/2013	10/nr	9/nr	H	W	68-52	Creighton

NCAA OKLAHOMA CITY REGIONAL CHAMP. (2nd), Oklahoma City, Okla.

3/31/2013	10/nr	9/nr	N125	W	74-59	Oklahoma
4/2/2013	10/16	9/17	N125	L	78-86	Louisville

2012-13 (29-6, 13-3 SEC, 2nd)

Final AP Ranking 3rd

Final USA Today Coaches Ranking 8th

SEC Tournament Champions

3rd NCAA Louisville Regional

Date	AP Rk	ESPN RkSite	W/L	Score	Opponent
11/4/2013			H	W-ex	115-31 Carson-Newman
11/8/2013	4/nr	4/nr	A	W	67-57 MTSU
11/11/2013	4/12	3/11	A	W	81-65 N. Carolina
11/14/2013	4/nr	3/nr	H	W	80-56 Chattanooga
11/17/2013	4/nr	3/nr	H	W	87-76 Georgia Tech
11/24/2013	3/nr	4/nr	H	W	84-50 Oakland
11/28/2013	3/nr	4/nr	N130	W	76-67 Virginia
11/29/2013	3/nr	4/nr	N130	W	87-47 SMU
12/8/2013	3/nr	3/nr	H	W	75-61 Texas
12/14/2013	3/nr	3/nr	H	W	103-64 Troy
12/17/2013	3/nr	3/nr	H	W	94-43 Tennessee St.
12/21/2013	3/6	3/5	A	L	70-76 Stanford
12/29/2013	5/nr	5/nr	H	W	110-42 Lipscomb
1/2/2014	5/16	5/16	H	L	77-80 LSU
1/5/2014	5/19	5/18	A	W	85-70 Georgia
1/9/2014	8/nr	8/nr	H	W	94-70 Mississippi
1/12/2014	8/nr	8/nr	A	L	63-74 Vanderbilt
1/16/2014	12/nr	10/nr	A	W	67-63 Mississippi St.
1/20/2014	11/2	12/2	H	L	70-86 Notre Dame
1/23/2014	11/nr	12/nr	H	W	89-69 Florida
1/26/2014	11/17	12/15	A	W	76-55 Texas A&M
1/30/2014	10/nr	10/nr	H	W	70-60 Arkansas
2/2/2014	10/nr	10/nr	A	W	64-54 Alabama
2/6/2014	8/nr	8/nr	A	W	77-55 Mississippi
2/10/2014	8/18	8/19	H	W	81-53 Vanderbilt
2/16/2014	8/18	8/18	H	L	71-75 Kentucky
2/20/2014	10/nr	10/nr	H	W	93-63 Auburn
2/23/2014	10/nr	10/nr	A	W	56-50 Missouri
2/27/2014	10/nr	9/23	A	W	72-67 LSU
3/2/2014	10/4	9/5	H	W	73-61 S. Carolina

SEC TOURNAMENT (1st), Duluth, Ga.

3/7/2014	6/nr	6/nr	N119	W	77-65	LSU
3/8/2014	6/15	6/14	N119	W	86-77	Texas A&M

3/9/2014	6/12	6/13	N119	W	71-70	Kentucky
----------	------	------	------	---	-------	----------

NCAA FIRST AND SECOND ROUNDS, Knoxville, Tenn.

3/22/2014	3/nr	3/nr	H	W	70-46	N'western St.
3/24/2014	3/nr	3/nr	H	W	67-51	St. John's

NCAA LOUISVILLE REGIONAL CHAMP. (3rd), Louisville, Ky.

3/30/2014	3/11	3/9	N131	L	62-73	Maryland
-----------	------	-----	------	---	-------	----------

2014-15 (30-6, 15-1 SEC, 1st)

Final AP Ranking 6th

Final USA Today Coaches Ranking 6th

SEC Champions

2nd NCAA Spokane Regional

Date	AP Rk	ESPN RkSite	W/L	Score	Opponent
11/9/2014			H	W-ex	90-57 Carson-Newman
11/14/2014	4/nr	4/nr	H	W	97-52 Penn
11/17/2014	4/nr	5/nr	H	W	91-39 Oral Roberts
11/21/2014	4/nr	5/nr	H	W	81-48 Winthrop
11/24/2014	4/nr	5/nr	H	W	97-46 Tennessee St.
11/26/2014	4/nr	5/nr	A	L	63-67 Chattanooga
11/30/2014	4/6	5/9	A	L	59-72 Texas
12/3/2014	14/nr	14/nr	H	W	111-44 Saint Francis
12/7/2014	14/nr	14/nr	A	W	85-51 Lipscomb
12/14/2014	11/17	13/19	A	W	55-45 Rutgers
12/16/2014	11/nr	12/nr	H	W	54-51 Wichita St.
12/20/2014	11/7	12/7	H	W	59-40 Stanford
12/28/2014	8/10	11/12	H	W	74-63 Oregon St.
1/2/2015	8/nr	9/nr	H	W	63-53 Missouri
1/5/2015	7/nr	9/nr	A	W	57-49 Vanderbilt
1/8/2015	7/9	9/8	H	W	81-58 Texas A&M
1/11/2015	7/nr	9/nr	A	W	60-51 Arkansas
1/15/2015	6/nr	6/nr	A	W	54-42 Auburn
1/19/2015	5/6	7/7	A	L	77-88 Notre Dame
1/22/2015	5/nr	7/nr	H	W	75-58 LSU
1/25/2015	5/22	7/19	H	W	59-51 Georgia
1/29/2015	6/10	6/10	A	W	73-72 Kentucky
2/1/2015	6/18	6/18	H	W	79-67 Mississippi St.
2/8/2015	6/nr	6/nr	A	W	64-56 Florida
2/12/2015	6/nr	6/nr	A	W	69-49 Mississippi
2/15/2015	6/10	6/10	H	W	72-58 Kentucky
2/19/2015	6/nr	6/nr	H	W	77-56 Alabama
2/23/2015	6/2	6/2	A	L	66-71 South Carolina
2/26/2015	6/nr	6/nr	A	W	70-59 Georgia
3/1/2015	6/nr	6/nr	H	W	79-49 Vanderbilt
3/6/2015	5/nr	5/nr	N107	W	75-41 Georgia
3/7/2015	5/12	5/11	N107	W	75-64 Kentucky
3/8/2015	5/3	5/4	N107	L	46-62 South Carolina
3/21/2015	6/nr	5/nr	H	W	72-61 Boise State
3/23/2015	6/nr	5/nr	H	W	77-67 Pittsburgh
3/28/2015	6/nr	5/nr	N132	W	73-69 (OT) Gonzaga
3/30/2015	6/4	6/3	N132	L	48-58 Maryland

(Italy Tour)	Site	W/L	Score	Opponent
8/7/2015	N133	W-ex	66-49	Cameroon Natl. M.
8/9/2015	N134	W-ex	71-61	Lithuanian Univ. Teams Select
8/11/2015	A135	W-ex	81-27	Selezione Dream Tm. Italy





Lady
Volunteers
UTSports.com

Lady
Volunteers
UTSports.com

verizon

erizon



2015-16
MEDIA INFO

The University of Tennessee Media Relations staff looks forward to serving the members of the media during the 2015-16 Lady Vol basketball season. If you will be attending a game in UT's Thompson-Boling Arena, please take a few moments to review the items of media interest appearing on the pages that follow.

If you have any special media requests of our office, please do not hesitate to contact any of the staff members at any time.

The 2015-16 Lady Vol Basketball Record Book has been prepared with the media in mind. Any additional information, interviews or photos can be requested from the UT Media Relations Office.

The staff of the Tennessee Media Relations Office hopes to make your working experience enjoyable.

GETTING HERE /// DIRECTIONS

From the Airport

- Travel North on Highway 129 (Alcoa Highway)
- Take the Neyland Drive exit
- Turn left on Neyland Drive at the light
- Travel east on Neyland Drive
- Turn left on Lake Loudoun Blvd.
- Thompson-Boling Arena will be on your right
- Get into the right lane and turn right onto Phillip Fulmer Way
- The G-10 parking lot will be on your right

From Eastbound I-40

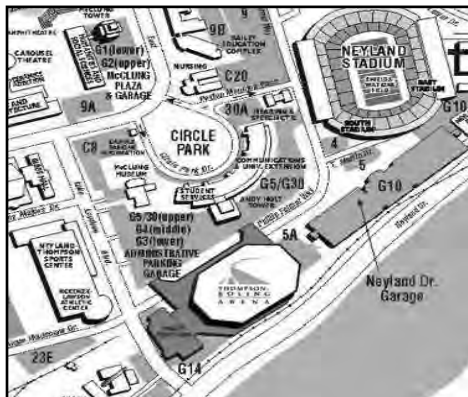
- Exit on Highway 129-Alcoa Highway (Airport exit)
- Take the Neyland Drive exit
- Turn left on Neyland Drive at the light
- Travel east on Neyland Drive
- Turn left on Lake Loudoun Blvd.
- Thompson-Boling Arena will be on your right
- Get into the right lane and turn right onto Phillip Fulmer Way
- The G-10 parking lot will be on your right

From Westbound I-40

- Follow signs to Hall of Fame Drive/James White Parkway/ Neyland Drive
- Turn right on Lake Loudoun Blvd.
- Thompson-Boling Arena will be on your right
- Get into the right lane and turn right onto Phillip Fulmer Way
- The G-10 parking lot will be on your right

From I-75

- Take I-275 to I-40 East (towards Asheville)
- Exit on James White Parkway/Neyland Drive
- Turn right on Lake Loudoun Blvd.
- Thompson-Boling Arena will be on your right
- Get into the right lane and turn right onto Phillip Fulmer Way
- The G-10 parking lot will be on your right



MEDIA RELATIONS STAFF



RYAN ROBINSON

Sr. Associate AD - Communications
 Office: (865) 974-4167
 Cell: (865) 410-9988
 E-mail: ryan.robinson@utk.edu
 Twitter: @rjr_govols



JASON YELLIN

Assistant AD - Media Relations
 Office: (865) 974-9494
 Cell: (865) 314-0273
 E-mail: jyellin@utk.edu
 Twitter: @JasonYellin



ERIC TRAINER

Assoc. Director - Media Relations
(Primary WBB Contact)
 Office: (865) 974- 8173
 Cell: (865) 603-2916
 E-mail: etrainer@utk.edu
 Twitter: @UTSpaceWrangler



JARED PRESCOTT

Graduate Assistant
(Secondary WBB Contact)
 Office: (865) 974-1213
 Cell: (626) 755-4602
 E-mail: jprescott@utk.edu
 Twitter: @jaredprescott10

Associate Director: Tom Satkowiak
Assistant Directors: Sean Barows, MJ Burns, Stephen Lee, Amanda Pruitt
Staff Writer: Brian Rice
Graduate Assistant: Kellen Hiser

WOMEN'S BASKETBALL MEDIA RELATIONS

Location: Anderson Training Center, Ground Floor
Phone: (865) 974-1212
Fax: (865) 974-1269
Mailing: P.O. Box 15016 Knoxville, TN 37901
Shipping: 1551 Lake Loudoun Blvd., Knoxville, TN 37996
Thompson-Boling Arena Press Row: (865) 974-0110
Arena Ticket Office: (865) 656-HOOP

AREA HOTELS (AREA CODE 865)

Cumberland House	971-4663
Hampton Inn-Downtown	522-5400
Hampton Inn-East	525-3511
Hilton-Airport	970-4300
Hilton-Downtown	523-2300
Hilton Garden Inn-Cumberland Ave.	437-5500
Holiday Inn-Central	584-3911
Holiday Inn-Select Downtown	522-2800
Marriott Downtown	637-1234
Crowne Plaza	522-2600

TAXI COMPANIES

A-1 Taxi	803-4017
Big Orange Express	523-3400
Paradise Taxi	525-9580
Yellow Cab	523-5151

MEDIA POLICIES

COVERING PRACTICE

Please contact Eric Trainer at the Media Relations Office at least a week in advance to arrange player or coach feature interviews. If you plan to cover an open practice session, please contact the Media Relations Office on a daily basis to check about changes in the schedule.

PLAYER AND COACH INTERVIEWS

Media wishing to interview coaches or players are encouraged to set up interviews in advance with the Media Relations Office. Generally, the best time to conduct an interview is on a designated day with an open portion of practice and pre-practice media opportunity. The Media Relations Office will help with all requests.

MEDIA CREDENTIALS

Media outlets interested in obtaining credentials to cover Lady Vol basketball home games must apply for those online via Sports Systems. To apply, please visit: <http://www.sportssystem.com/seccredentials>. Applications for single-game credentials should be submitted five days prior to a game. Once you receive your approval letter via email, you will be provided options for credential pick-up.

PHOTOGRAPHER CREDENTIALS

Credentials will be issued only to accredited photographers or those individuals on special assignment. During regular season games, work area includes the floor area at both ends of the court and alongside the corners of the playing floor opposite the team benches. Special arrangements for strobes or catwalk access must be made through the Media Relations and Arena Management Offices no later than one week in advance of the game. UT's arena security policy requires that all photographers placing strobes will go through a screening process and must be accompanied by a UT police officer or representative when placing strobes.

THE SEC MEDIA POLICY

By acceptance and use of an SEC media credential, the holder agrees to the following conditions for any and all athletic events hosted by the SEC and its member institutions:

1. The SEC and its member institutions grant a media organization a limited license to use certain gathered information on the media organization's own Internet or online site beginning at the start of an athletic event and up to the conclusion of such event, all subject to the following limitations and conditions:

(a) No more than 10 still photographs may be used for news coverage of the game and other editorial purposes during the event.

(b) Video tape may only be shown as part of a single, non-archived, online "simulcast" of a television station's regularly-scheduled news program.

(c) While a game is in progress, the use of textual statistical information is time-delayed and limited in amount (e.g., updates pertaining to score, injuries and national, conference or institutional record-breaking performances, a condensed half-time story) so that an organization's Internet or online game coverage does not undercut the authorized and rights-paying fee organization's rights to play-by-play accounts of the game and/or exclusivity as to such rights.

2. Any proposed media use on an Internet or online sight of the game information that is more detailed and/or more than described above will require separate written authorization by the SEC and/or its member institutions. However, such written authorization will not permit the use of game information in entertainment contexts and will not authorize game coverage that, due to immediacy or detail, constitutes or approaches a play-by-play account of a game.

3. Should any of these conditions be breached, the SEC and/or its member institutions will issue a written warning for the first violation. If this violation occurs during the last game of the institutions' regularly-scheduled season, the media organization may not be credentialed for the SEC Tournament. A second violation of this policy will result in revocation of credentials to cover future basketball games hosted by the SEC and/or its member institutions.

MEDIA PARKING PASSES AND MEDIA ENTRANCE

Parking space is limited. The media must request parking access along with other credential requests. Media coverage on a regular basis will insure first priority in UT parking garage G-10. The media entrance is located adjacent to this parking area on Phillip Fulmer Way.

PRESS ROW

Press row is located in the lower level southeast corner of the arena behind the baseline nearest the G-10 garage. Only accredited media will be allowed in this area. Children are not permitted on press row.

PRESS ROOM SERVICES

The press room and interview rooms are on the east end of the arena. Soft drinks, a pregame meal, and a halftime snack will be offered in the basketball media area. Postgame interviews also will be conducted in this area. Adjacent to the area, the working press room has numerous telephones and electrical outlets available. Wireless Internet is available both courtside and in the media workroom. If you choose to install a phone line on press row, please contact UT Telephone Services at (865) 974-3121.

STATISTICAL SERVICES

Services provided include statistics generated from the STATCREW computer statistics program. Statistics can be accessed via laptop or iPad. Hard copies of halftime stats, final stats and play-by-play highlights at the end of each half also will be distributed. Coaches' quotes will be provided following the post-game interview sessions.

To access up-to-date stats during a game, visit UTstats.com for a live feed.

POSTGAME INTERVIEWS

A formal post-game interview is held in the basketball media room following each game. The media will be solicited for player names with five minutes left in the game. After a 15-minute cooling-off period, the visiting team coach and selected players will be brought to the media room. Following the visiting team's media session, UT head coach Holly Warlick will come to the media room, followed by select UT players. Risers for television cameras and a distribution box for radio will be available in the back of the arena.

RADIO

Requests to broadcast must be made in writing at the earliest possible date to receive permission. Stations are responsible for contacting Glenn Thackston at IMG/Lady Vol Network in Knoxville for use of the phone lines in Thompson-Boling Arena. Mr. Thackston can be reached during business hours at (865) 212-3570. The radio broadcast location is on the floor level at the main scorer's table.

TELEVISION GAMES

Thompson-Boling Arena permits the inside parking of television tractor-trailer units and offers secure parking adjacent to the arena for satellite uplink units. Personnel from Arena Management, including electricians, are available to meet arriving trucks in advance of the game. Please notify the Media Relations Office of your arrival plans for television games.

UTSPORTS.COM

UTSports.com is the official online home for Tennessee Athletics. Here, one can find schedules, results, rosters, player bios and stats. There is unique content including photo galleries of events, behind-the-scenes features, video highlights and features from <http://video.utsports.com/>, video interviews with players and coaches, as well as the latest news on every team on campus.

UTSports.com features links to game video being provided by SEC Network+, ESPN3 and other entities. By using CBS Interactive's GameTracker, fans can also follow the action online and stay updated on general statistics and trends.

GENERAL

STAFF

PLAYERS

REVIEW

HISTORY

FACILITIES

NCAA

SEC

RECORDS

MEDIA INFO



LADY VOL NETWORK

For more than 60 years the Vol Network has served as the main communications link between the University of Tennessee and its fans. IMG College/Vol Network/Lady Vol Network manages the multi-media and marketing rights to University of Tennessee Athletics. IMG is recognized as the world's premier sports, entertainment and media company. With 50 radio affiliates and statewide coverage, the Vol Network boasts one of the largest collegiate basketball networks in the country. The Holly Warlick Television Show, which begins in early January and runs weekly during basketball season is shown on network television stations across the state in all five major Tennessee television markets.

IMG College/Vol Network
 (865) 212-3570 • 6701 Baum Drive, Suite 100 • Knoxville, TN 37919



LADY VOL BASKETBALL PROGRAMMING

The Tennessee Lady Vols first found a home on the radio during the 1977-78 season. At that time, a handful of games were aired with John Ward, former play-by-play guru of UT football and men's basketball, handling the microphone.

The flagship station of the University of Tennessee Lady Vol basketball broadcasts is Sports Radio WNML (990 AM and 99.1 FM) in Knoxville, Tenn. This will mark the 39th year of Lady Vol games on the air. The Lady Vol Network, with affiliates across the state, is the largest women's basketball radio network in the country. For more information about joining the Lady Vol Network, contact Glenn Thackston at IMG/Vol Network: (865) 212-3570.

Additionally, Lady Vol basketball games will again find a home on the Internet at www.utsports.com, as fans worldwide will be able to access the broadcasts. (For more information, visit www.utsports.com/allaccess).

Calling the play-by-play action again this season will be Mickey Dearstone, who is in his 17th season calling the games full-time. Dearstone took over full-time play-by-play duties from Bob Kesling after the 1998-99 season.



Mickey Dearstone is the "Voice of the Lady Vols."

VOL CALLS DURING BASKETBALL SEASON

Once again, the Vol Network is proud to partner with Calhoun's on the River, the home for the official call-in show of UT Athletics: Vol Calls! The weekly show fields questions from fans throughout the Southeast and the rest of the country. Vol Calls is entering its 27th year on the air, making it the longest-running sports talk program in Tennessee.

The show is hosted by the Vol Network's Bob Kesling and Brent Hubbs of VolQuest.com and features weekly guests. Vol Calls broadcasts live in Knoxville on Monday nights and airs statewide from 8-9 p.m. ET (7-8 p.m. CT).

LADY VOL NETWORK AFFILIATES

Station	Market	Dial	Station	Market	Dial
WOPI-AM	Bristol	1490	WKPT-AM	Kingsport	1400
WGOW-AM	Chattanooga	1150	WNML-AM	Knoxville	990
WGOW-FM	Chattanooga	102.3	WNML-FM	Knoxville	99.1
WCLE-AM	Cleveland	1570	WJJM-AM	Lewisburg	1490
WATX-AM	Cookeville	1600	WCRK-AM	Morristown	1150
WPBX-FM	Crossville	99.3	WGFX-FM	Nashville	104.5
WEMB-AM	Erwin	1420	WLIK-AM	Newport	1270
WGRV-AM	Greeneville	1340	WENK-AM	Union City	1240
WKTP-AM	Johnson City	1590	WECO-FM	Wartburg	101.3

QUICK FACTS

Alabama
Arkansas
Auburn
Florida
Georgia
Kentucky
LSU



Missouri
Mississippi
Mississippi State
South Carolina
Tennessee
Texas A&M
Vanderbilt

SEC ON THE WEB: For all you need to know about the Southeastern Conference and its member schools, access the SEC Web Page at www.SECsports.com. The site contains team information, scores, conference standings and statistics, awards recipients, history and records, feature stories, television information on conference events, details about tickets to SEC events, SEC merchandise and much, much more.

WEEKLY HONORS: The SEC will name a Player and Freshman of the Week each week throughout the regular season. Each week's selections will be released late Tuesday morning and also will be announced in the league's weekly release. The league women's basketball sports information directors make nominations for the award each week.

SEC HISTORY: The Southeastern Conference was formed Dec. 8-9, 1932, and included 13 schools at the time: Alabama, Auburn, Florida, Georgia, Georgia Tech, Kentucky, LSU, Ole Miss, Mississippi State, Sewanee, Tennessee, Tulane, and Vanderbilt. The league's first president was Frank L. McVey of Kentucky. Due to the continually increasing amount of work administering the league, the office of Commissioner

was established by its member institutions in 1940. Former Mississippi governor Martin Conner was named as the first commissioner, a post he held until 1948. Following Conner were Bernie Moore (1948-66), A.M. Coleman (1966-72), Dr. Boyd McWhorter (1972-86), Dr. Harvey Schiller (1986-90), Roy Kramer (1990-2002), and Mike Slive (2002-2015). Greg Sankey is currently Commissioner of the Southeastern Conference and its 14 member institutions.

The first SEC champions were crowned in 1933 in baseball, basketball, football and outdoor track. Cross country, golf, swimming, tennis and indoor track were added later. The SEC began recognizing women's championships during the 1979-80 academic year. The conference office officially took over regulation of women's athletics on Sept. 1, 1984.

The SEC currently regulates nine men's sports and twelve women's sports. Baseball, basketball, football, golf, swimming and diving, tennis and track (indoor, outdoor, and cross country) are currently sanctioned for men. The women's sports are basketball, equestrian, golf, gymnastics, soccer, softball, swimming and diving, tennis, track (indoor, outdoor, and cross country) and volleyball.

SEC WOMEN'S HOOPS BY THE NUMBERS

With eight national championships, ten runner-up finishes, a nation-leading 35 Final Four appearances and 114 first-team All-America honors, the Southeastern Conference stands firmly as the nation's premier intercollegiate women's basketball conference.

The SEC has posted impressive non-conference records in the last decade. The SEC compiled a 159-49 (.764) non-conference re-cord during the 2014-15 season.

Since the 1990 season, the SEC has compiled a 3630-1078 (.771) record against other conferences. The league has recorded 150+ wins during 11 seasons and has never recorded a non-conference winning percentage below .723.

SEC teams have earned appearances in 26 of 34 NCAA Final Fours, an accomplishment unmatched by any other league.

Overall, SEC squads have filled 35 of the 136 Final Four berths, including having two Final Four teams in 1988 (Auburn, Tennessee), 1989 (Auburn, Tennessee), 1995 (Georgia, Tennessee), 1996 (Georgia, Tennessee), 1998 (Arkansas, Tennessee), 2004 (LSU, Tennessee), 2005 (LSU, Tennessee), 2007 (LSU, Tennessee) and 2008 (LSU, Tennessee).

SEC teams have made 18 appearances in a nation-high 16 NCAA Championship games, winning eight NCAA Championships (Tennessee: 1987, 1989, 1991, 1996, 1997, 1998, 2007 and 2008).

The league also had the distinction of providing both national finalists twice in its history in 1996 (Tennessee 83, Georgia 65) and in 1989 (Tennessee 76, Auburn 60).

Southeastern Conference teams have won 383 NCAA Tournament games against 202 losses (.655) for an average of 11.2 NCAA wins per year. In addition, all 14 current members have made appearances in the NCAA Tournament.

SEC MEDIA RELATIONS

Phone Number: (205) 458-3000

Fax Number: (205) 458-3030

Mailing Address:

2201 Richard Arrington Blvd. North
Birmingham, AL 35203



Herb Vincent, Assoc. Commissioner
Chuck Dunlap, Dir. of Communications
Craig Pinkerton, Dir. of Communications
***Tammy Wilson, Dir. of Communications**
Jill Skotarczak, Asst. Director
Courtney Fritts, Communications Asst.

hvincent@sec.org
cdunlap@sec.org
cpinkerton@sec.org
twilson@sec.org
jskotarczak@sec.org
cfritts@sec.org

**women's basketball contact*

SEC WEBSITE

The SEC has an extensive online presence at SECsports.com. The SEC offers a media-only section of the website (SECsportsmedia.com). Media covering the SEC can retrieve information from the conference office as well as the 14 SEC institutions from the media site. A championship credentialing system is also available on the site.

SEC NETWORK

Already the most competitive and visible conference in college sports, the SEC debuted its brand-new television network, in partnership with ESPN, on Aug. 14, 2014. The SEC Network reached more than 90 million homes coast to coast at its inception, making it the largest launch of a cable network ever.

GENERAL

STAFF

PLAYERS

REVIEW

HISTORY

FACILITIES

NCAA

SEC

RECORDS

MEDIA INFO



SOUTHEASTERN CONFERENCE (CONTINUED)

The SEC has led or co-led the pack in NCAA tournament bids 23 times in its 34-year history.

Until 2004, the SEC was the only conference to ever have eight teams receive NCAA bids. The league has achieved this feat four times, in 1999, 2002, 2012 & 2014.

The SEC was also the first league to ever have seven teams invited to the NCAA Tournament and earned this honor a nation-leading nine times (1986, 1991, 1995, 1996, 1997, 2003, 2004, 2009 and 2013).

The SEC is one of a handful of leagues to have won three national tournament titles with eight NCAA, two WNIT and four NWIT. Along with the eight NCAA championships won by Tennessee, Arkansas (1999) and Auburn (2003) captured the current Women's NIT titles. But the first-ever SEC national title belongs to Georgia, winners of the 1981 NWIT which predates the current NCAA tournament. Vanderbilt (1984), LSU (1985) and Kentucky (1990) also won NWIT titles. Both Arkansas (1987) and South Carolina (1979) won the WNIT while Texas A&M (2011) won the NCAA as members of their previous conferences.

The SEC has had 62 student-athletes named as first-team All-America selections. Those 62 have been named a total of 89 times since the 1982-83 season (first year of SEC sponsorship).

The Southeastern Conference had 18 former SEC student-athletes make 2015 WNBA opening day rosters. In this year's WNBA draft, a total of four SEC women's basketball players were taken. Since the inaugural WNBA draft in 1997, the SEC has had 136 former players drafted for the professional league, including five No. 1 picks.

SEC schools have produced 39 Olympians since 1976, with 35 coming since the league began sponsoring women's basketball. Seimone Augustus, LSU; Tamika Catchings, Tennessee; Sylvia Fowles, LSU; and Candace Parker, Tennessee were part of the USA's gold-medal effort in London in 2012. They helped the Red, White and Blue win gold for the fifth-consecutive Olympiad.

MEDIA INFORMATION

The media credential system for the 2016 SEC Tournament will be available online from early January until late February. Go to www.SECsportsmedia.com for the online credentialing system.

For further information concerning media coverage of the 2016 SEC Tournament, please contact the SEC Communications Department.

TOURNAMENT INFORMATION

On Feb. 7, 1980, the first SEC women's basketball tournament began play. It ended four days later with Tennessee defeating Ole Miss for the title. Fast forward 32 years later and the SEC Tournament is still enjoying success and increased popularity.

Beginning with its inception and through 1986, the tournament was held at campus sites. The tournament was then sent to Albany, Ga., which served as the site for six years from 1987-92. The tournament then moved to Chattanooga, Tenn., where it was held from 1993-2000, with the exception of 1998 when the tournament moved to Columbus, Ga.

Since 2001 the tournament has enjoyed many new sites, including Memphis (2001), Nashville (2002, 2004, 2008, 2011, 2012), Little Rock/North Little Rock, Ark. (2003, 2006, 2009, 2015), Greenville, S.C. (2005) and Duluth, Ga. (2007, 2010, 2013, 2014).

This year, the SEC Tournament makes a first-ever trip to Jacksonville, Fla., and Veterans Memorial Arena.

The winner of the 13-game tournament will receive the league's automatic bid to the NCAA Tournament. The tournament seeds and conference champion will be determined by the 16-game regular-season SEC schedule.

The 2016 SEC Women's Basketball Tournament will once again enjoy live television coverage. The SEC Network will televise all first, second and third round games. The semifinals will be aired on ESPNU for the sixth consecutive year, while the championship game will be televised on ESPN.

TICKET INFORMATION

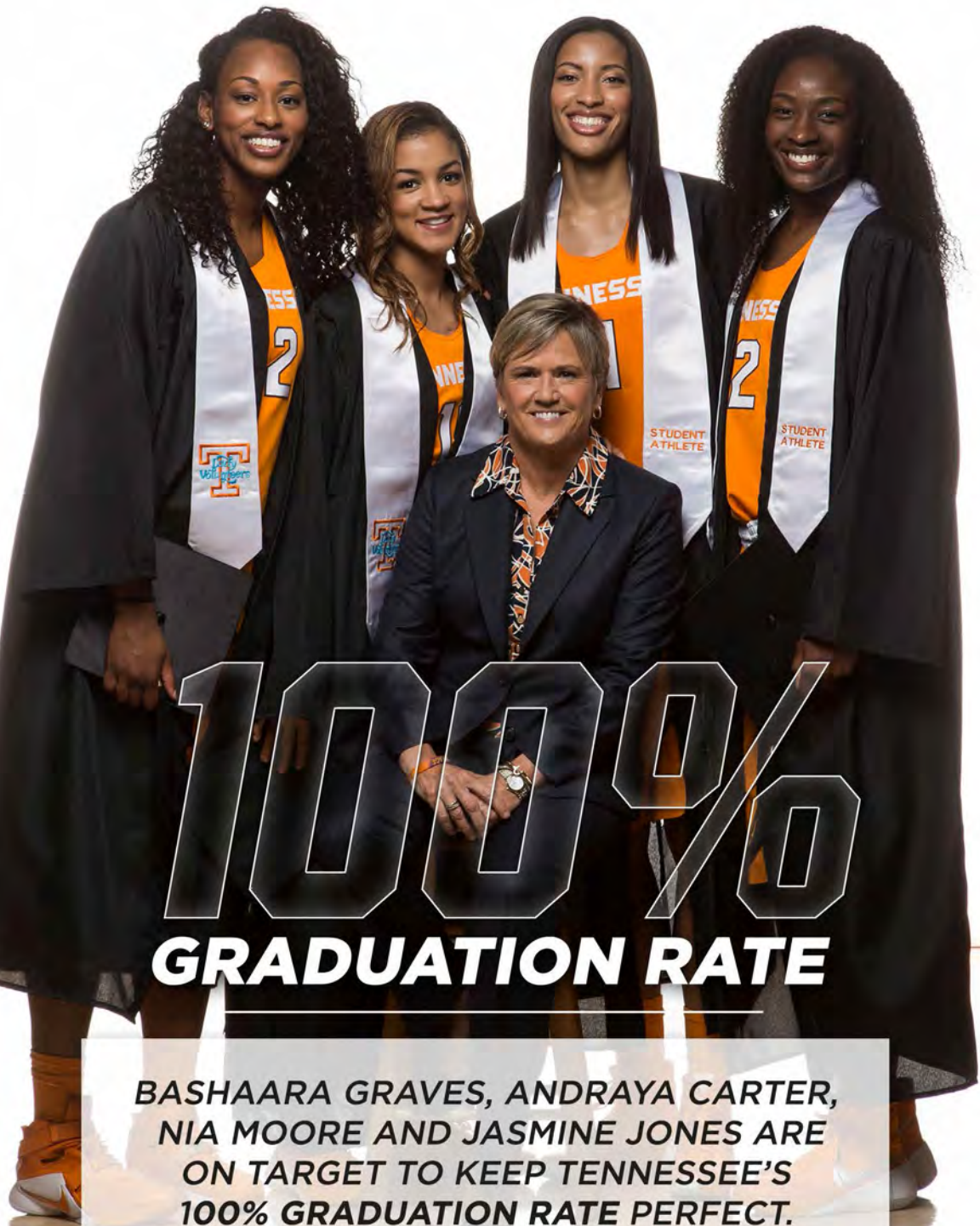
Tickets for the 2016 Southeastern Conference Women's Basketball Tournament are now on sale. The 2016 SEC Women's Tournament will be held at Veterans Memorial Arena in Jacksonville, Fla., on March 2-6, 2016.

This is the first trip to Veterans Memorial Arena for the SEC Women's Basketball Tournament. Built in 2003, the venue is home to the Jacksonville Sports Hall of Fame and hosted the 2006, 2010 and 2015 NCAA Men's Basketball Tournament.

Tickets for the tournament are \$100 for reserved books. A ticket book contains seven tickets, one for each session, which allows one person to attend all 13 games. Tickets can be purchased at www.SECsports.com.

All fans, regardless of age, must have a ticket to enter the Veterans Memorial Arena for the SEC Women's Basketball Tournament.





100%

GRADUATION RATE

**BASHAARA GRAVES, ANDRAYA CARTER,
NIA MOORE AND JASMINE JONES ARE
ON TARGET TO KEEP TENNESSEE'S
100% GRADUATION RATE PERFECT.**

Bashaara
GRAVES



Nia
MOORE



8 NATIONAL CHAMPIONSHIPS

18 SEC REGULAR SEASON TITLES

17 SEC TOURNEY CHAMPIONSHIPS

15 OLYMPIANS

21 ALL-AMERICANS

22 FINAL FOUR APPEARANCES

41 ALL-TIME WNBA PLAYERS



STILL
the **ONE**