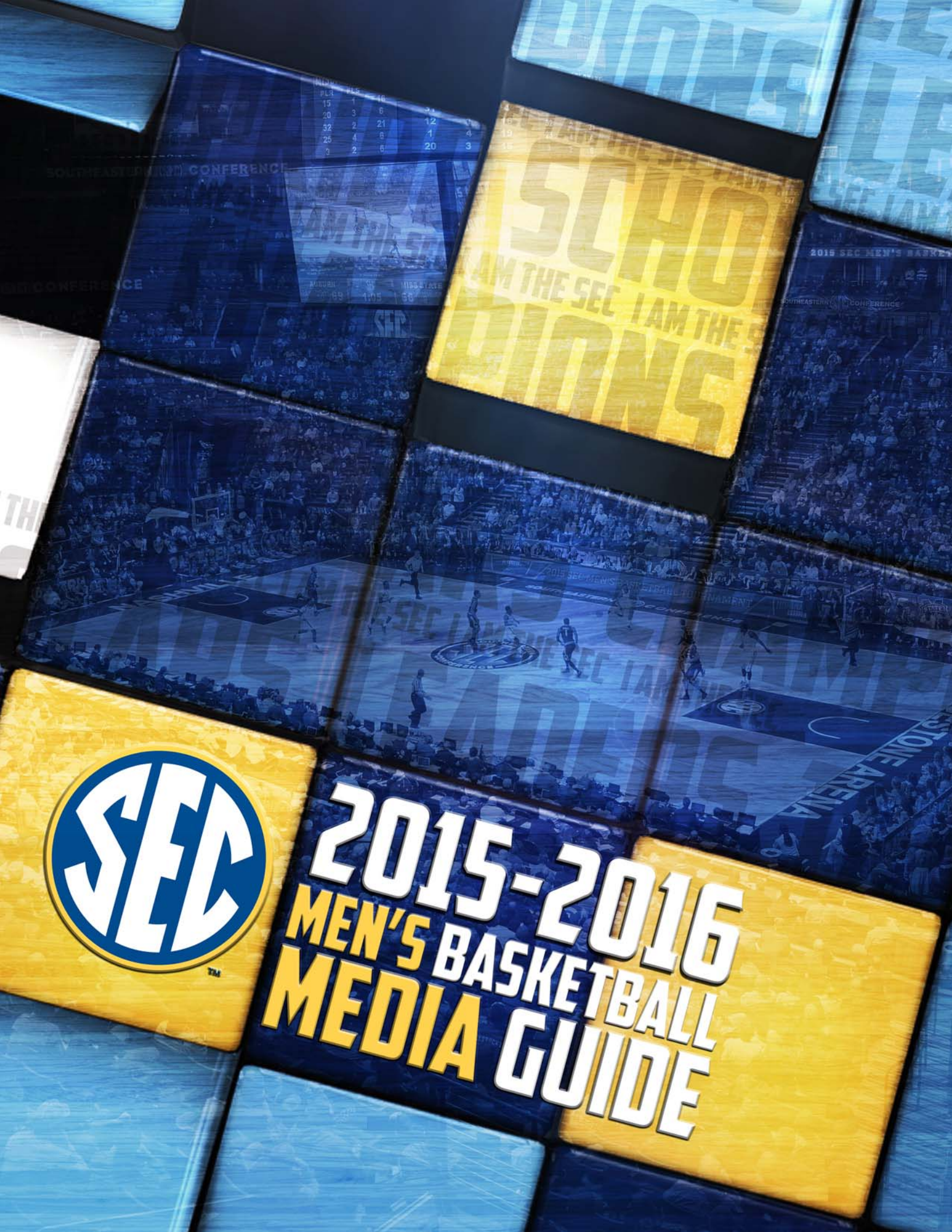
SEC
2015-2016
MEN'S BASKETBALL
MEDIA GUIDE

SOUTHEASTERN SEC CONFERENCE™

Educating **SCHOLARS** and supporting **CHAMPIONS** provides the platform for developing **LEADERS** who will influence the world.

SCHOLARS

Graduate Every Student-Athlete

CHAMPIONS

Win Every Championship

LEADERS

Change the World

"No great achievement was ever produced by an attempt to be average."

SEC Commissioner Greg Sankey

SOUTHEASTERN CONFERENCE 1-22

A Legacy of Champions 2-3
The Standard of Excellence 4-6
SECU: The Academic Initiative of the SEC 7
The SEC Network 8-9
SEC Milestones 10-11
SEC Staff 12
Commissioner Greg Sankey 13
SEC Media Services 14
SEC Corporate Sponsors/Licensing Program . . . 16
Composite Schedule 16-19
SEC Tournament 20-21
NCAA Tournament 22

THE TEAMS 23-37

Alabama 24
Arkansas 25
Auburn 26
Florida 27
Georgia 28
Kentucky 29
LSU 30
Ole Miss 31
Mississippi State 32
Missouri 33
South Carolina 34
Tennessee 35
Texas A&M 36
Vanderbilt 37

2014-15 YEAR IN REVIEW 38-58

Standings / SEC & Postseason Tournament Results 40
2015 Honors 41
Miscellaneous Statistics 42
NCAA Statistics 43
SEC Statistical Leaders (All Games) 44-46
SEC Statistical Leaders (SEC Games) 47-49
2014-15 Team Statistics 50-54
2014-15 Team Results 55-58

THROUGH THE YEARS 59-78

National Champions / SEC Champions 60
All-Time SEC Standings / All-Time Records 61
Annual Standings 62-69
National Statistical Champions 70
Annual SEC Team Statistical Leaders 71-74
Annual SEC Individual Statistical Leaders 75-77
National Attendance Figures 78

RECORD BOOK 79-100

SEC Individual Records 80-89
SEC Team Records 90-98
SEC Team Defensive Records 99-100

HONORS 101-122

National / SEC Honors 102-103
SEC All-Americans 104-105
All-SEC Teams 106-113
SEC All-Freshman Teams 114
SEC Freshmen/Rookies of the Week 115
SEC Players of the Week 116-117
Miscellaneous Awards 118
SEC All-Defensive Teams 118
SEC Community Service Teams 119
SEC In The NBA Draft 120-122

TOURNAMENTS & RANKINGS 123-152

SEC Tournament Champions and Standings . . . 124
SEC Tournament Records Breakdown 125
SEC Tournament Individual and Team Records . 126
SEC Tournament Single-Game Superlatives . . . 127
SEC Tournament Results 128-131
SEC Tournament Attendance Records 132
SEC Tournament Annual Attendance 133-134
SEC All-Tournament Teams 135-136
SEC Tournament Leading Scorers / MVPs 137
SEC Tournament Seedings 137
SEC Legends 138
SEC in the NCAA Tournament 139
NCAA Tournament Appearances 139
NCAA Tournament Year-By-Year 140
NCAA Tournament Results 141-146
NCAA Final Four Teams 147
SEC in the National Invitation Tournament 148
NIT Appearances / Year-By-Year Totals 148
NIT Results 148-150
SEC In NIT Season Tipoff 151
Final AP & UPI Poll Appearances 152

COACHES 153-160

Winningest SEC Coaches (By Percentage) 154
Winningest SEC Coaches (By Victories) 155
Coaching Honors 156-157
SEC Championship Coaches 158-159
SEC Coaches in the NCAA Tournament 160

CREDITS

The 2015-16 Southeastern Conference Men's Basketball Media Guide is published by the Southeastern Conference Office, Greg Sankey, Commissioner. Permission to reprint materials in this publication, whether in whole or in part, must be obtained in writing from the editor. All information reproduced from this publication should credit the 2015-16 SEC Men's Basketball Media Guide.

Editor:
Craig Pinkerton, Director of Communications

Cover Design:
BC Romano, Director of Video and Creative Services

SEC BASKETBALL
"LEGACY OF CHAMPIONS"

Throughout the history of men's college basketball, the Southeastern Conference has captured 11 NCAA Championships and four NIT titles, putting the SEC as one of the nation's top basketball conferences.

During the 2006-07 academic year the Southeastern Conference became the first conference to win the Division I National Championship in Football (Florida), Men's Basketball (Florida) and Women's Basketball (Tennessee) in the same school year.

Only the SEC and the Big East have ever won both the men's and women's basketball titles in one season. SEC won both three times in 1996, 1998 and 2007. The Big East has won both twice in 2003 and 2004.

The SEC swept both the NIT and NCAA Tournaments in 2006 when Florida won its first NCAA championship and South Carolina earned its second straight NIT title. Only four conferences have won both the NIT and NCAA title, including the Big East (2003), ACC (1992) and Big Ten (1979).

THE NATION'S BEST COACHES

- Twelve of the 14 SEC coaches have led their teams to the NCAA Tournament. One not included in that list is entering his first season coaching collegiately and was previously named the NBA Coach of the Year while directing his team to the NBA Finals. The other coach has directed his teams to three postseason appearances in four years as a head coach.
- Eight SEC coaches have taken their teams to the Sweet 16, seven have advanced to the Elite Eight and five have gone on to the Final Four (includes Division II).
- Five SEC coaches have been head coaches in the Final Four (includes DII) with three winning national championships.
- SEC coaches have combined to win nearly 4,600 games (4,585-2427). As a group, they have posted a winning percentage of better than 65 percent.
- Two active SEC coaches are the all-time winningest coach at their institution - UM's Andy Kennedy and VU's Kevin Stallings.
- 13 of the 14 SEC coaches have earned conference coach of the year honors and five have been named national coach of the year.

THE NATION'S BEST PLAYERS

- Ten SEC players were picked at the 2015 NBA Draft, including six first rounders.
- Kentucky's Karl-Anthony Towns was drafted No. 1 overall in the 2015 NBA Draft. He is the fourth SEC player to be picked first overall in the draft and the third in the last six years.
- Each of the six 2015 first team All-SECplayers available for the NBA Draft were selected in the first 40 picks.
- The SEC's 13 NBA Draft early entrants were the most of any conference. That total was more than the Pac-12 (5), Big Ten (4) and Big 12 (3) combined.
- Over the last eight NBA Drafts, 58 SEC players have heard their names called. Twenty-eight of those were selected in the first round and three were the No. 1 overall pick.
- Kentucky (2), LSU (3), Texas A&M (6) and Mississippi State (20) have recruiting classes ranked in the Top 20 of ESPN.com's national rankings. Additionally, Auburn (28), South Carolina (31), Arkansas (36) and Vanderbilt (40) give the SEC eight of the Top 40 recruiting classes.
- Six players ranked in the Top 20 of ESPN.com's Class of 2015 rankings signed with four different SEC schools, including the top two players in the class.
- Twenty of ESPN.com's Top 100 players have signed with SEC schools in the class of 2015.
- Six players who earned All-SEC honors in 2015 return for 2016, including first team All-SEC selections Stefan Moody (UM), Danuel House (AM) and Damian Jones (VU).
- Fourteen of the top 25 scorers from 2015 are slated to return as well as 10 of the top 20 rebounders and six of the top 10 playmakers.

POSTSEASON SUCCESS

- 2015 is the fourth time in the last five years that the SEC has had at least one team in the Final Four. Each of those four years, Kentucky has been one of the SEC's participants. It is the 12th time in the last 23 years the SEC has had at least one team in the Final Four.
- Six different SEC teams (Arkansas, Florida, Georgia, Kentucky, LSU and Mississippi State) have appeared in the Final Four.
- The SEC was 6-5 in NCAA Tournament games in 2015. It is the sixth consecutive season the SEC has posted a winning record in the NCAA Tournament. It is the 54th time

Kentucky won its eighth NCAA Championship in 2012 with a 67-59 win over Kansas.

Florida won back-to-back NCAA titles in 2006 and 2007

the league has been .500 or better in NCAA Tournament games.

• The SEC has won three of the last 10 NCAA titles (2006-Florida, 2007-Florida, 2012 Kentucky). No other conference has won more titles during that stretch.

• The SEC has had at least one team advance to the Sweet 16 in 25 of the last 26 years. Thirteen of the SEC's 14 members have advanced to the Sweet 16 since 1996.

• SEC teams are 13-2 (86.7 percent) in postseason opening games over the last two years (7-0 in 2014, 6-2 in 2015).

• Every team in the SEC has made at least one NCAA Tournament appearance in the last 11 editions of the NCAA Tournament.

SCHEDULING STRENGTH

• All 14 SEC teams played regular season schedules that ranked in the Top 125 of ESPN's RPI.

• Entering the NCAA Tournament, eight SEC teams ranked in the top 25 percent of Division I teams according to the NCAA's RPI.

• Entering the NCAA Tournament, five SEC teams ranked in the Top 56 of the NCAA RPI, and 11 in the Top 105.

• The SEC played the best non-conference schedules among the five power conferences in 2015 according to ESPN's RPI. The average SEC strength of non-conference schedule was 118.7 nationally, topping those of the Big Ten (139.9), ACC (140.6), Big 12 (152.1) and Pac-12 (165.9).

ACADEMICS

• A total of 86 men's basketball students were named to the SEC Academic Honor Rolls in 2015 for having a grade point average of 3.00 or above for either the preceding academic year or a cumulative grade point average of 3.00 or above.

• Alabama's Levi Randolph was named second team Academic All-America

• Forty-two SEC men's basketball students active in 2014-15 have received their degrees. Additionally, former NBA stars Lee Mayberry, Ronnie Brewer and Ronald Dupree were among players returning to complete their degrees.

THE SOUTHEASTERN CONFERENCE
"THE STANDARD OF EXCELLENCE"

The Southeastern Conference, with its storied 82-year history of athletic achievements and academic excellence, has built perhaps the greatest tradition of intercollegiate competition of any league in the country since its inception in 1933.

The 2014-15 academic year was another season to remember for the SEC as conference teams captured six national titles and five national runner-up finishes. The SEC has won consecutive national championships in equestrian, men's golf, gymnastics and softball.

- Since 2000, the SEC has won 101 team national championships for an average of more than six per year.
- The SEC finished in the top two in 11 of its 21 sponsored sports and in the top five in 20 of the 21 sports.
- 12 SEC teams participated in football postseason bowls with Alabama playing in the inaugural College Football Playoff.
- Five men's basketball teams and seven women's basketball teams were invited to the NCAA Tournament.
- Seven SEC teams advanced to postseason play in baseball with Arkansas, Florida, LSU and Vanderbilt advancing to the College World Series.
- 178 SEC teams advanced to NCAA postseason competition.
- 53 SEC student-athletes garnered individual national championships.
- 543 individuals were awarded with First-Team All-America Honors.
- More than 3,300 student-athletes earned recognition on the SEC Academic Honor Roll.
- All 14 SEC schools placed in the top 66 of the NACDA Director's Cup rankings and half the league finished in the Top 25. Florida led the league with a fourth-place finish. Georgia placed 14th while LSU was 15th; Arkansas finished 16th, Texas A&M 17th, Kentucky 22nd and Alabama 25th.

A brief sport-by-sport summary of the 2014-15 year follows:

Baseball

Vanderbilt	CWS - Runner-up
Florida	CWS - t3rd
LSU	CWS - t5th
Arkansas	CWS - t7th
Texas A&M	Super Regionals
Ole Miss	Regionals
Auburn	Regionals

SEC Champion: LSU (27-10)
SEC Tournament Champion: Florida

Men's Basketball

Kentucky	Final Four
Arkansas	Second Round
Georgia	Second Round
LSU	Second Round
Ole Miss	Second Round

SEC Champion: Kentucky (18-0)
SEC Tournament Champion: Kentucky

Women's Basketball

South Carolina	Final Four
Tennessee	Elite Eight
Kentucky	Second Round
Mississippi State	Second Round
LSU	First Round
Texas A&M	First Round
Arkansas	Second Round

SEC Co-Champions: South Carolina & Tennessee (15-1)
SEC Tournament Champion: South Carolina

Men's Cross Country

Arkansas	647	28th
Ole Miss	685	29th
Alabama		South Regional - 15th
Auburn		South Regional - 3rd
Florida		South Regional - 8th
Georgia		South Regional - 9th
Kentucky		Southeast Regional - 9th
LSU		South Central Reg. - 18th
Mississippi State		South Regional - 14th
Missouri		Midwest Regional - 17th
Tennessee		South Regional - 10th
Texas A&M		South Central Reg. - 7th
Vanderbilt		South Regional - 19th

SEC Champion: Arkansas

Women's Cross Country

Arkansas	209	5th
Vanderbilt	598	28th
Alabama		South Regional - 3rd
Texas A&M		South Central Reg. - 6th
Auburn		South Regional - 7th
Florida		South Regional - 5th
Georgia		South Regional - 8th
Kentucky		Southeast Reg. - 12th
LSU		South Central Reg. - 12th
Ole Miss		South Regional - 13th
Mississippi State		South Regional - 6th
Missouri		Midwest Regional - 6th
South Carolina		Southeast Reg. - 18th
Tennessee		South Regional - 19th

SEC Champion: Arkansas

Equestrian

South Carolina	1st - National Champion
Georgia	2nd
Auburn	t-3rd
Texas A&M	Participant

SEC Champion: Georgia

Football

Alabama	CFP Sugar - 4/4
Mississippi State	Orange - 11/12
Missouri	Citrus - 14/11
Tennessee	TaxSlayer
Florida	Birmingham
Auburn	Outback - 22/23
Ole Miss	Peach - 17/19
Georgia	Belk - 9/9
LSU	Music City -rv/rv
Arkansas	Texas - rv/rv
Texas A&M	Liberty -rv/rv
South Carolina	Independence

SEC Champion: Alabama (7-1)

Men's Golf

LSU	National Champion
Georgia	t3rd
Vanderbilt	t5th
Auburn	12th
South Carolina	13th
Florida	t38th
Alabama	Noblesville Regional
Arkansas	New Haven Regional
Ole Miss	San Diego Regional

SEC Champion: LSU

Women's Golf

Tennessee	t5th
Arkansas	9th
Alabama	14th
South Carolina	17th
Texas A&M	18th
LSU	t20th
Auburn	San Antonio Regional
Florida	Raleigh Regional
Mississippi State	Raleigh Regional
Kentucky	South Bend Regional
Vanderbilt	St. George Regional

SEC Champion: Texas A&M

Gymnastics

Florida	197.850	National Champion
Alabama	197.275	4th
Auburn	195.625	6th
Georgia	196.600	9th
LSU	196.550	10th
Arkansas	196.500	Morgantown Reg. - 4th
Kentucky	195.450	Columbus Reg. - 6th
Missouri	196.100	Norman Regional - 4th

SEC Champion: Alabama

Soccer

Texas A&M	t3rd
Florida	Quarterfinals
South Carolina	Quarterfinals
Kentucky	3rd Round
Arkansas	2nd Round
Auburn	2nd Round
Missouri	2nd Round
Georgia	1st Round

SEC Champion: Texas A&M (9-1-1)
SEC Tournament Champion: Texas A&M

Softball

Florida	National Champion
Auburn	WCWS - t3rd
LSU	WCWS - t3rd
Alabama	WCWS - t5th
Tennessee	WCWS - t7th
Kentucky	Super Regionals
Georgia	Super Regionals

Missouri	Super Regionals
South Carolina	Regionals
Mississippi State	Regionals
Texas A&M	Regionals

SEC Champion: Florida (18-5)
SEC Tournament Champion: Florida

Men's Swimming & Diving

Florida	248	5th
Georgia	208.5	7th
Auburn	182	9th
Alabama	176	10th
Missouri	132.5	11th
Tennessee	111	14th
South Carolina	51	19th
Texas A&M	4.5	38th

SEC Champion: Florida

Women's Swimming & Diving

Georgia	452	2nd
Texas A&M	231	4th
Florida	129	9th
Tennessee	125	11th
Missouri	100	14th
Kentucky	95	16th
Auburn	66	18th
Alabama	31	29th
LSU	15	34th
Arkansas	2	44th

SEC Champion: Georgia

Men's Tennis

Georgia	Quarterfinals
Texas A&M	Quarterfinals
Mississippi State	Second Round
Ole Miss	Second Round
Vanderbilt	Second Round
LSU	Second Round
Florida	First Round
Tennessee	First Round

SEC Co-Champions: Georgia & Texas A&M
SEC Tournament Champion: Texas A&M

Women's Tennis

Vanderbilt	National Champions
Georgia	Semifinals
Florida	Quarterfinals
Texas A&M	Round of 16
Alabama	Second Round
LSU	Second Round
Ole Miss	Second Round
South Carolina	Second Round
Mississippi State	Second Round
Arkansas	First Round
Auburn	First Round
Kentucky	First Round

SEC Champion: Florida
SEC Tournament Champion: Vanderbilt

Men's Indoor Track & Field

Florida	50	2nd
Arkansas	39	3rd
Texas A&M	33	4th
LSU	19	t7th
Georgia	12	t15th
Tennessee	11	17th
Ole Miss	7	t28th
Mississippi State	5	t38th
Alabama	5	t38th
Kentucky	5	t38th
Auburn	4	t46th
Missouri	4	t46th

SEC Champion: Florida

Women's Indoor Track & Field

Arkansas	63	National Champion
Georgia	37	3rd
Florida	36	4th
Kentucky	35	5th
LSU	18	t9th
Missouri	14	t15th
Texas A&M	14	t15th
Alabama	13	17th
Mississippi State	11	t21st
Tennessee	5	t38th
Vanderbilt	5	t38th
Auburn	4	t41st
Ole Miss	1	t52nd

SEC Champion: Arkansas

Men's Outdoor Track & Field

Florida	56	2nd
Arkansas	53	3rd
LSU	45	4th
Texas A&M	27	6th
Mississippi State	20	8th
Georgia	13	15th
Tennessee	10.5	18th
Alabama	8	t31st
Kentucky	5	t44th
South Carolina	3	t60th
Auburn	2.5	67th

SEC Champion: Florida

Women's Outdoor Track & Field

Kentucky	50	2nd
Texas A&M	47	3rd
Arkansas	43	4th
Georgia	41	5th
Florida	32	8th
LSU	26	11th
Mississippi State	15	18th
Alabama	10	t20th
South Carolina	10	t20th
Auburn	8	t28th
Vanderbilt	6	t35th
Missouri	3	t51st
Tennessee	3	t51st
Ole Miss	2	t59th

SEC Champion: Arkansas

Volleyball

Florida	Quarterfinals
Alabama	Second Round
Kentucky	Second Round
LSU	Second Round
Texas A&M	First Round

SEC Champion: Florida (18-0)

2014-15 SEC YEAR IN REVIEW

Sport	SEC Champion(s)	SEC Tournament Champion	NCAA Teams	Best National Finish (NCAAs and/or Poll)	First Team All-Americas	Individual National Champions
Baseball	LSU	Florida	7	Vanderbilt (2nd)	6	---
Men's Basketball	Kentucky	Kentucky	5	Kentucky (t3rd)	2	---
Women's Basketball	South Carolina Tennessee	South Carolina	7	South Carolina (t3rd)	1	---
Men's Cross Country	Arkansas	---	2	Arkansas (28th)	1	0 winners in 1 event
Women's Cross Country	Arkansas	---	2	Arkansas (5th)	5	0 winners in 1 event
Equestrian	Georgia	---	4	South Carolina (Champion)	10	---
Football	Alabama	---	12	Alabama (4th)	12	---
Men's Golf	LSU	---	9	LSU (Champion)	3	0 winners in 1 event
Women's Golf	Texas A&M	---	11	Tennessee (t5th)	5	1 winner in 1 event
Gymnastics	Alabama	---	8	Florida (Champion)	17	2 winners in 2 of 5 events
Soccer	Texas A&M	Texas A&M	7	Texas A&M (t3rd)	2	---
Softball	Florida	Auburn	11	Florida (Champion)	7	---
Men's Swimming & Diving	Florida	---	8	Florida (5th)	82	3 winners in 3 of 21 events
Women's Swimming & Diving	Georgia	---	10	Georgia (2nd)	96	1 winner in 1 of 21 events
Men's Tennis	Georgia Texas A&M	Texas A&M	8	Georgia & Texas A&M (Quarters)	14	0 winners in 2 events
Women's Tennis	Florida	Vanderbilt	12	Vanderbilt (Champion)	16	2 winners in 2 events
Men's Indoor Track & Field	Florida	---	12	Florida (2nd)	46	8 winner in 6 of 17 events
Women's Indoor Track & Field	Arkansas	---	13	Arkansas (Champion)	61	12 winners in 10 of 17 events
Men's Outdoor Track & Field	Florida	---	11	Florida (2nd)	77	11 winners in 7 of 21 events
Women's Outdoor Track & Field	Arkansas	---	14	Kentucky (2nd)	78	13 winners in 10 of 21 events
Volleyball	Florida	---	5	Florida (Quarterfinals)	2	---
TOTALS			**178**	**6 National Champions**	**543**	**53**

SEC ALL-TIME NATIONAL CHAMPIONS

BASEBALL (10)

1990	Georgia (52-19)
1991	LSU (55-18)
1993	LSU (53-17-1)
1996	LSU (52-15)
1997	LSU (57-13)
2000	LSU (52-17)
2009	LSU (56-17)
2010	South Carolina (54-16)
2011	South Carolina (55-14)
2014	Vanderbilt (51-21)

MEN'S BASKETBALL (11)

1948	Kentucky (36-3)
1949	Kentucky (32-2)
1951	Kentucky (32-2)
1958	Kentucky (23-6)
1978	Kentucky (30-2)
1994	Arkansas (31-3)
1996	Kentucky (34-2)
1998	Kentucky (35-4)
2006	Florida (33-6)
2007	Florida (35-5)
2012	Kentucky (38-2)

WOMEN'S BASKETBALL (8)

1987	Tennessee (28-6)
1989	Tennessee (35-2)
1991	Tennessee (30-5)
1996	Tennessee (32-4)
1997	Tennessee (29-10)
1998	Tennessee (39-0)
2007	Tennessee (34-3)
2008	Tennessee (36-2)

WOMEN'S BOWLING (1)

2007	Vanderbilt (74-14)

BOXING (1)

1949	LSU (20)

MEN'S CROSS COUNTRY (8)

1972	Tennessee (134)
1991	Arkansas (52)
1992	Arkansas (46)
1993	Arkansas (31)
1995	Arkansas (100)
1998	Arkansas (97)
1999	Arkansas (58)
2000	Arkansas (83)

WOMEN'S CROSS COUNTRY (1)

1988	Kentucky (75)

EQUESTRIAN (3)

2013	Auburn
2014	Georgia
2015	South Carolina

FOOTBALL (22)

1951	Tennessee (10-1/AP, UPI)
1957	Auburn (10-0/AP)
1958	LSU (11-0/AP, UPI)
1960	Ole Miss (10-0-1/FWAA)
1961	Alabama (11-0/AP, UPI)
1964	Alabama (10-1/AP, UPI)
1965	Alabama (9-1-1/AP, FWAA)
1973	Alabama (11-1/UPI)
1978	Alabama (11-1/AP, FWAA)
1979	Alabama (12-0/AP, UPI, FWAA)
1980	Georgia (12-0/AP, UPI, FWAA)
1992	Alabama (13-0/AP, UPI, USA Today, FWAA)
1996	Florida (12-1/AP, UPI, USA Today, FWAA)
1998	Tennessee (13-0/AP, USA Today, FWAA)
2003	LSU (13-1/USA Today, BCS)
2006	Florida (13-1/USA Today, BCS)
2007	LSU (12-2/USA Today, BCS)
2008	Florida (13-1/USA Today, BCS)
2009	Alabama (14-0/USA Today, BCS)
2010	Auburn (14-0/AP, USA Today, BCS)
2011	Alabama (13-1/AP, USA Today, BCS)
2012	Alabama (13-1/AP, USA Today, BCS)

MEN'S GOLF (13)

1940	LSU (601-tie)
1942	LSU (590-tie)
1947	LSU (606)
1955	LSU (574)
1968	Florida (1154)
1973	Florida (1149)
1993	Florida (1145)
1999	Georgia (1180)
2001	Florida (1126)
2005	Georgia (1135)
2013	Alabama
2014	Alabama
2015	LSU

WOMEN'S GOLF (4)

1985	Florida (1218)
1986	Florida (1180)
2001	Georgia (1176)
2012	Alabama (1171)

GYMNASTICS (19)

1987	Georgia (187.90)
1988	Alabama (190.05)
1989	Georgia (192.65)
1991	Alabama (195.125)
1993	Georgia (198.00)
1996	Alabama (198.025)
1998	Georgia (197.725)
1999	Georgia (196.850)
2002	Alabama (197.575)
2005	Georgia (197.825)
2006	Georgia (197.750)
2007	Georgia (197.850)
2008	Georgia (197.450)
2009	Georgia (197.825)
2011	Alabama (197.650)
2012	Alabama (197.850)
2013	Florida (197.575)
2014	Florida (198.175)
2015	Florida (197.850)

RIFLE (1)

2011	Kentucky

WOMEN'S SOCCER (1)

1998	Florida (26-1)

SOFTBALL (3)

2012	Alabama (60-8)
2014	Florida (55-12)
2015	Florida (60-7)

MEN'S SWIM & DIVING (11)

1978	Tennessee (307)
1983	Florida (238)
1984	Florida (287.5)
1997	Auburn (496.5)
1999	Auburn (467.5)
2003	Auburn (609.5)
2004	Auburn (634)
2005	Auburn (491)
2006	Auburn (480.5)
2007	Auburn (566)
2009	Auburn (526)

WOMEN'S SWIM & DIVING (13)

1982	Florida (505)
1999	Georgia (504.5)
2000	Georgia (490.5)
2001	Georgia (389)
2002	Auburn (474)
2003	Auburn (536)
2004	Auburn (569)
2005	Georgia (609.5)
2006	Auburn (518.5)
2007	Auburn (535)
2010	Florida (382)
2013	Georgia (477)
2014	Georgia (528)

MEN'S TENNIS (7)

1959	Tulane (tie)
1985	Georgia (36-1)
1987	Georgia (24-3)
1999	Georgia (26-5)
2001	Georgia (28-1)
2007	Georgia (32-0)
2008	Georgia (27-3)

WOMEN'S TENNIS (9)

1992	Florida (30-0)
1994	Georgia (27-2)
1996	Florida (31-0)
1998	Florida (27-0)
2000	Georgia (27-2)
2003	Florida (31-2)
2011	Florida (31-1)
2012	Florida (27-1)
2015	Vanderbilt (25-6)

MEN'S INDOOR TRACK & FIELD (18)

1992	Arkansas (53)
1993	Arkansas (66)
1994	Arkansas (94)
1995	Arkansas (59)
1997	Arkansas (59)
1998	Arkansas (56)
1999	Arkansas (65)
2000	Arkansas (69.5)
2001	LSU (34)
2002	Tennessee (52)
2003	Arkansas (54)
2004	LSU (44.5)
2005	Arkansas (56)
2006	Arkansas (53)
2010	Florida (57)
2011	Florida (52)
2012	Florida (52)
2013	Arkansas (57)

WOMEN'S INDOOR TRACK & FIELD (15)

1987	LSU (49)
1989	LSU (61)
1991	LSU (48)
1992	Florida (50)
1993	LSU (49)
1994	LSU (48)
1995	LSU (40)
1996	LSU (52)
1997	LSU (49)
2002	LSU (57)
2003	LSU (62)
2004	LSU (52)
2005	Tennessee (46)
2009	Tennessee (42)
2015	Arkansas (63)

MEN'S OUTDOOR TRACK & FIELD (20)

1933	LSU (58)
1974	Tennessee (60)
1989	LSU (53)
1990	LSU (44)
1991	Tennessee (51)
1992	Arkansas (60)
1993	Arkansas (69)
1994	Arkansas (83)
1995	Arkansas (61.5)
1996	Arkansas (55)
1997	Arkansas (55)
1998	Arkansas (58.5)
1999	Arkansas (59)
2001	Tennessee (50)
2002	LSU (64)
2003	Arkansas (59)
2004	Arkansas (65.5)
2005	Arkansas (60)
2012	Florida (50)
2013	Florida (53) Texas A&M (53)

WOMEN'S OUTDOOR TRACK & FIELD (18)

1987	LSU (62)
1988	LSU (61)
1989	LSU (86)
1990	LSU (53)
1991	LSU (78)
1992	LSU (87)
1993	LSU (93)
1994	LSU (86)
1995	LSU (69)
1996	LSU (81)
1997	LSU (63)
2000	LSU (58)
2002	South Carolina (82)
2003	LSU (64)
2006	Auburn (57)
2008	LSU (67)
2012	LSU (76)
2014	Texas A&M (75)

SEC ALL-TIME NATIONAL CHAMPIONSHIPS

Men's	121
Women's	95
Coed	1
TOTAL	217

SEC NATIONAL CHAMPIONSHIPS SINCE 2000

Men's	49
Women's	51
Coed	1
TOTAL	101

NOTE: NCAA National Champions only with the exception of football and equestrian.

SECU ACADEMIC INITIATIVE

SECU

The Academic Initiative of the SEC

Using its SECU academic initiative, the Southeastern Conference sponsors, supports and promotes collaborative higher education programs and activities involving administrators, faculty and students at its member universities. SECU is led by the president or chancellor of each SEC university and is managed by the chief academic officer.

The goals of the SECU academic initiative include:

- Advancing the merit and reputation of SEC universities outside of the traditional SEC region;
- Highlighting the endeavors and achievements of SEC faculty and universities;
- Identifying and preparing future leaders for high-level service in academia;
- Increasing the amount and type of education abroad opportunities available to SEC students; and
- Providing opportunities for collaboration among SEC university personnel.

The current programs of the SECU academic initiative include:

- The SEC Academic Leadership Development Program seeks to identify, prepare and advance academic leaders for roles within SEC institutions and beyond. It has two components, a university-level program and two, three-day, SEC-wide workshops held on specified campuses for all participants.
- The SEC Faculty Achievement and Professor of the Year Awards recognize faculty with outstanding records in research and scholarship. There is one winner per campus and one overall winner for the Conference.
- The SEC Faculty Travel Grant Program is intended to enhance collaboration that stimulates scholarly initiatives between SEC universities. The program offers faculty from each SEC university the opportunity to travel to other SEC universities to develop grant proposals and conduct research.
- The SEC College Tour occurs each spring, and administrators from all SEC universities participate in events intended to introduce SEC universities to students, parents and high school counselors from outside of the southeast region.
- The SEC Symposium is an academic conference-type event intended to address a scholarly issue in an area of strength represented by all SEC universities. Held in Atlanta, Georgia, this marquee event puts on display the research and innovation of SEC institutions for an audience of academicians, government officials, grant funding agents and other stakeholders.
- The SEC Cooperative Education Abroad Agreement provides opportunities for students from all SEC universities to access international programs offered at other SEC universities. And as part of a renewable agreement, Italian engineering students from the Politecnico di Torino (PdT) have the opportunity to enroll at SEC universities each fall, and engineering SEC students may study there the following spring.
- The SEC MBA Case Competition is an opportunity for SEC business schools to showcase their students' skills at solving simulated, real-world problems that cover the spectrum of business disciplines. The competition is held on one SEC campus and teams of four MBA students compete against other SEC teams, the best receiving various awards and recognition.
- The SEC Academic Collaboration Grant Program is intended to expand student-focused collaboration among SEC universities. The grant is awarded annually to one SEC institution to support joint activities involving all other SEC universities. Examples of collaborative activities include intra-conference competitions, graduate student recruiting fairs, undergraduate research initiatives, etc.

SEC NETWORK TAKE IT ALL IN

On August 14, 2014 SEC Network launched in 62 million homes nationwide. On that day, SEC Network became the most successful new channel launch in cable history and it hasn't stopped going since. Currently boasting 70 million subscribers, the network produced 1,500 events surrounded by 1,400 hours of original programming in its debut year.

Events

Prior to launch, SEC Network committed to airing a total of 1,000 events annually—comprised of both television and school-produced digital events.

By April, the multiplatform network had reached 1,000 digital events alone, doubling the expectations for SEC Network +.

All 14 schools have at least one control room, fibered sports facilities and a bureau cam room. The network utilizes over 23,000 feet of fiber—nearly the circumference of the world— to connect the schools to SEC Network headquarters in Charlotte, N.C. Each school has committed to producing 40 live SEC Network + events annually and on average, produced 70 in their inaugural year.

Notable Event totals:

- Televised more than 100 regular season SEC men's basketball games and the first three rounds of the SEC Men's Basketball Tournament
- Every men's and women's basketball intra-conference game was also available
- Quintupled the amount of soccer and volleyball events available on national television
- 21 SEC gymnastics meets were available live for the first time in conference history
- Increased softball games threefold
- Quadrupled baseball coverage





1930s

1940s

1950s

1960s

1970s

SEC MILESTONES

1893 – Vanderbilt begins playing basketball at the Nashville YMCA, just two years after Dr. James Naismith originated the game at Springfield (Mass.) College.

December 8-9, 1932 – At the annual Southern Conference meeting in Knoxville, Tenn., the 13 members west and south of the Appalachian Mountains reorganized as the Southeastern Conference.

February 24-28, 1933 – The SEC's inaugural championship event was the SEC Basketball Tournament at the Atlanta Athletic Club in Atlanta, Ga.

November 30, 1933 – Alabama defeats Vanderbilt 7-0 to finish 5-0-1 in the conference and capture the SEC's first football title.

August 21, 1940 – Martin S. Conner, former governor of Mississippi, takes office as the first commissioner of the SEC in Jackson, Miss.

February 21, 1948 – Former LSU coach Bernie H. Moore appointed the SEC's second commissioner and conference office moves to Birmingham, Ala.

March 23, 1948 – Two years removed from winning the NIT title, Kentucky wins its first national championship with a 58-42 victory over Baylor.

March 26, 1949 – Kentucky won its second consecutive national title with a 46-36 decision over Oklahoma A&M.

March 27, 1951 – Despite playing with only six healthy players, Kentucky defeated Kansas State 68-58 to take the NCAA title.

October 20, 1951 – The Alabama-Tennessee football game, played at Birmingham's Legion Field, becomes the first televised event in SEC history.

March 22, 1958 – Kentucky came from behind to win the NCAA title with an 84-72 victory over Seattle.

April 1, 1966 – A.M. (Tonto) Coleman succeeds Moore as the conference's third commissioner.

March 1970 – LSU's Pete Maravich finishes his career at the National Invitation Tournament in New York City as the NCAA's all-time leading scorer with 3,667 career points.

August 1, 1972 – Dr. H. Boyd McWhorter becomes the league's fourth commissioner.

January 1, 1977 – The SEC begins its long-standing agreement with the Sugar Bowl to send its champion to New Orleans as Georgia faced Pittsburgh.

March 27, 1978 – Jack Givens scored 41 points to lead Kentucky to the NCAA title with a 94-88 decision over Duke.

February-March 1979 – After a 26-year layoff, the SEC Tournament was renewed at the Birmingham Coliseum in Birmingham, Ala. The winner of the tournament received the SEC's automatic bid to the NCAA Tournament.

July, 1983 – The SEC signs agreement with the Turner Broadcasting System to begin airing a "Game of the Week" beginning in the fall of 1984.

March 26, 1986 – The SEC and Jefferson-Pilot Teleproductions signed a contract to televise basketball games on a syndicated basis throughout the region. In February, 1992, the SEC continued its relationship with JP sports announcing a four-year agreement to televise an SEC football game of the week.

September 15, 1986 – Dr. Harvey W. Schiller succeeds McWhorter as SEC Commissioner.

January 10, 1990 – Roy F. Kramer becomes the conference's sixth commissioner.

May 31, 1990 – SEC presidents unanimously recommend that the commissioner be authorized to enter discussions with interested institutions for the purpose of expansion.

August 1, 1990 – Arkansas accepts invitation to become the SEC's 11th member.

September 25, 1990 – South Carolina accepts invitation to become 12th member of the SEC.

November 29, 1990 – SEC presidents announce divisions and vote to adopt an eight-game football schedule to begin in 1992.

Spring 1991 – Shaquille O'Neal was named National Player of the Year.

May 30, 1991 – SEC presidents award the inaugural SEC Football Championship Game to the city of Birmingham.

February 27, 1992 – SEC signs agreement with Jefferson Pilot Sports to televise SEC games annually through the 1995 season. On November 7, 1994, the League extended its agreement with JP Sports through the 2000 season.

April 15, 1992 – ABC Sports announces a four-year contract to nationally televise the SEC Football Championship Game. On October 13, 1994, ABC extended its agreement with the conference to televise the Championship Game through 2000.

December 5, 1992 – SEC hosts the nation's first Division IA conference football championship game at Legion Field. Alabama defeats Florida 28-21 to win the 1992 SEC crown and the league's USF&G Sugar Bowl berth.

February 11, 1994 – SEC announces multi-sport television agreement with CBS Sports to televise SEC football (1996-2001), men's basketball and women's basketball (1994-95 through 2000-2001).

1980s

1990s

2000s

PRESENT DAY

February 25, 1994 – SEC announces that the membership has voted to play the 1994 and 1995 Football Championship Games in Atlanta's Georgia Dome. On June 1, 1995, the conference extended the agreement with the Georgia Dome through 1998 and on May 29, 1997, the SEC further extended the agreement through 2001.

April 1994 – Florida and Arkansas both advance to the Final Four. Arkansas, in just its third season as a member of the SEC, wins the national title with a 76-72 victory over Duke.

August 4, 1994 – A group of Division I-A conferences, including the SEC, select the Fiesta, Sugar and Orange Bowls as hosts for the Bowl Alliance games beginning at the conclusion of the 1995 regular season. For the first time since the 1976 season, the SEC champion will not contractually serve as the host team in the Sugar Bowl.

April 1996 – Mississippi State and Kentucky advance to the Final Four with Kentucky defeating Syracuse 76-67 in the national championship game.

February 2, 1998 – SEC announces it has reached a multi-year extension with CBS Sports to broadcast its football and men's and women's basketball games. Beginning in 2001, CBS expanded its SEC football commitment and provides exclusive national network broadcasts of SEC home games and its basketball coverage will continue to expand nationally.

March 30, 1998 – Kentucky's 78-69 victory over Utah gives the Wildcats their seventh national championship.

June 7, 1999 – SEC announces it has reached a multi-year extension with ESPN to televise football and men's and women's basketball for the next eight seasons.

December 6, 2001 – The SEC and CBS Sports announce an agreement for the network to televise the SEC Football Championship Game each year through 2008.

March 12, 2002 – Roy F. Kramer announces his retirement as the SEC's sixth commissioner, effective when a new commissioner is named. During his tenure as the SEC commissioner, the league won 85 national championships and the league distributed more than $654 million back to its member institutions.

July 2, 2002 – Michael L. Slive becomes the seventh Commissioner of the SEC.

June 4, 2004 – The SEC Task Force on Compliance and Enforcement issues its report at the 2004 SEC Spring Meetings. The report is unanimously accepted by the 12 member institutions calls for having none of its schools on NCAA probation within the next five years.

February 23, 2005 – SEC announces the formation of its Academic Consortium, which will link academic resources of its 12 member institutions.

April 2006 – Florida and LSU advance to the Final Four with the Gators winning the school's first national championship with a 73-57 victory over UCLA. South Carolina defeated Michigan 76-64 to win the National Invitation Tournament title.

April 2, 2007 – Florida defeats Ohio State 84-75 to win its second consecutive national title. The SEC became the first conference to win Division I National Championships in football (Florida), men's basketball (Florida) and women's basketball (Tennessee) in the same school year.

June 1, 2008 – SEC announces it will distribute a league-record $127.2 million back to the 12 member institutions under the 2007-2008 revenue sharing plans.

August 14, 2008 – CBS Sports and the SEC announce a 15-year agreement to extend broadcasts of SEC football and basketball games.

August 25, 2008 – ESPN and the SEC announce a 15-year agreement beginning in 2009-10 through 2023-24. It is the longest national rights agreement in ESPN history. ESPN entities (ESPN, ESPN on ABC, ESPN2, ESPNU, ESPN Regional Television, ESPN360.com, ESPN Mobile TV, ESPN GamePlan, ESPN Full Court, ESPN International, ESPN Deportes, ESPN Classic) will carry more than 5,500 SEC events including football, men's and women's basketball, Olympic sports and SEC Championships.

June 2011 – League distributes $220 million in revenue to members. It is the highest total ever distributed in SEC history and represents a 5.3 percent increase from the $209 million distributed to the schools in 2009-2010.

Fall 2011 – League announces that Texas A&M and Missouri will join the Southeastern Conference effective July 1, 2012, with competition to begin in all sports for the 2012-13 academic year.

April 2012 – Kentucky wins its eighth national championship and the league's 11th overall. UK's Anthony Davis is named national player of the year, is the No. 1 overall pick in the NBA Draft and goes on to win a gold medal in the Summer Olympics.

July 1, 2012 – Missouri and Texas A&M officially become members of the Southeastern Conference.

April 2014 - Florida and Kentucky compete in the Final Four with the Wildcats finishing as national runner-up.

June 2014 - League distributes $309.6 million in revune to its members. It is the highest total ever distributed in SEC history.

August 14, 2014 - The SEC Network, a multi-platform network which will air SEC content 24/7 including more than 1,000 events in its first year, launches.

June 1, 2015 - Gregory A. Sankey becomes the SEC's eighth commissioner.

SEC STAFF

MARK WOMACK
Executive Associate Commissioner/CFO

TIFFANY DANIELS
Associate Commissioner

CHARLIE HUSSEY
Associate Commissioner

WILLIAM KING
Associate Commissioner

HERB VINCENT
Associate Commissioner

MARK WHITWORTH
Associate Commissioner

LESLIE CLAYBROOK
Assistant Commissioner

WILL LAWLER
Assistant Commissioner

CHRIS WALDSMITH
Assistant Commissioner

KATHRYN SWITZER
Exec. Associate to Commissioner

TORIE JOHNSON
Exec. Director of SECU

CHUCK DUNLAP
Director of Communications

JOHN GIBSON
Director of Championships

CRAIG PINKERTON
Director of Communications

BC ROMANO
Director of Video and Creative Services

JIM SULLIVAN
Director of Championship Ticket Operations

TAMMY WILSON
Director of Communications

SYLVIA HAGAN
Associate Director of Officiating Administration

COLE CUNNINGHAM
Assistant Director of Video and Creative Services

JILL SKOTARCZAK
Assistant Director of Communications

GINNY THOMAS
Assistant Director of Football Administration

BRETT THOMPSON
Assistant Director of Championship Ticket Operations

BRYANT WELBOURNE
Assistant Director, SECU

COURTNEY FRITTS
Communications/ Digital Media Assistant

ROBERT MILLIGAN
Video Assistant

SUSAN BISHOP
Administrative Assistant, SECU

ALLISON JACOBS
Administrative Assistant

DONNA MOORE
Administrative Assistant

BRENDA GRAY
Receptionist

JAKE BELL
Coordinator of Men's Basketball Officials

STEVE SHAW
Coordinator of Football Officials

LARRY TEMPLETON
Consultant to Commissioner

EXECUTIVE COMMITTEE

President: **NICK ZEPPOS,** Vanderbilt
Vice President: **DR. MARK KEENUM,** Mississippi State
Secretary: **JOSEPH L. FINK III,** Kentucky
DR. HARRIS PASTIDES, South Carolina
GREG MCGARITY, Georgia
RON RYCHLAK, Ole Miss
MEREDITH JENKINS, Auburn

SEC COMMISSIONER
GREG SANKEY

Greg Sankey became the eighth commissioner of the Southeastern Conference on June 1, 2015, after serving on the SEC staff for 13 years in various leadership positions.

Sankey, 51, was an integral part of former commissioner Mike Slive's efforts to reshape the SEC's governance, enforcement and compliance program, and he also oversaw the SEC's championships staff. Most recently he played a central role in crafting the new autonomy governance structure of the NCAA, which is intended to provide the 65 institutions from the Five Conferences (ACC, Big Ten, Big 12, Pac 12 and SEC) with increased decision-making authority over policies designed to provide support for student-athletes' pursuit of academic and athletic achievements.

"The institutions of the Southeastern Conference searched for a commissioner who would carry forward the momentum of success enjoyed by the SEC over the last decade while also possessing a vision for change in the modern era of college athletics," said Zeppos. "Greg Sankey's experience with our institutions, his respect on the national landscape, his understanding of the balance of athletics and academics, and his passion for the welfare of student-athletes make him the perfect leader for the SEC."

Sankey is active within the NCAA committee structure, which includes his current service on the NCAA Gender-Equity Task Force and the Division I Committee on Infractions, for which he currently serves as chair.

He joined the SEC staff in 2002 as Associate Commissioner and was elevated to Executive Associate Commissioner and Chief Operating Officer for the league office in 2012.

"The universities of the SEC represent the greatest combination of academic and athletic excellence and I am honored to be selected to follow Mike Slive as commissioner of the Southeastern Conference," Sankey said. "The SEC is poised to make a difference in the lives of student-athletes for generations to come. We must ensure that the lessons they learn from their achievements in competition and in the classroom translate into success in life after college."

Prior to joining the SEC staff, Sankey was Commissioner of the Southland Conference for nearly seven years. He joined the Southland Conference staff in 1992 where he served as both assistant and associate commissioner before he was named commissioner in 1996 at the age of 31.

Prior to his term at the Southland Conference he was director of compliance and academic services at Northwestern State University in Natchitoches, Louisiana. While at Northwestern State, Sankey also coached the Demons' golf teams for two years. Previous to his tenure at Northwestern State, he was the director of intramural sports at Utica College in upstate New York.

On March 12, 2015, the presidents and chancellors of the SEC announced Sankey would succeed Slive as commissioner of the SEC.

A native of Auburn, New York, Sankey earned his master's degree from Syracuse University and his undergraduate degree from the State University of New York College at Cortland. Sankey and his wife, Cathy, reside in Birmingham, Alabama, and have two daughters, Hannah Michelle (22) and Moriah Elizabeth (19).

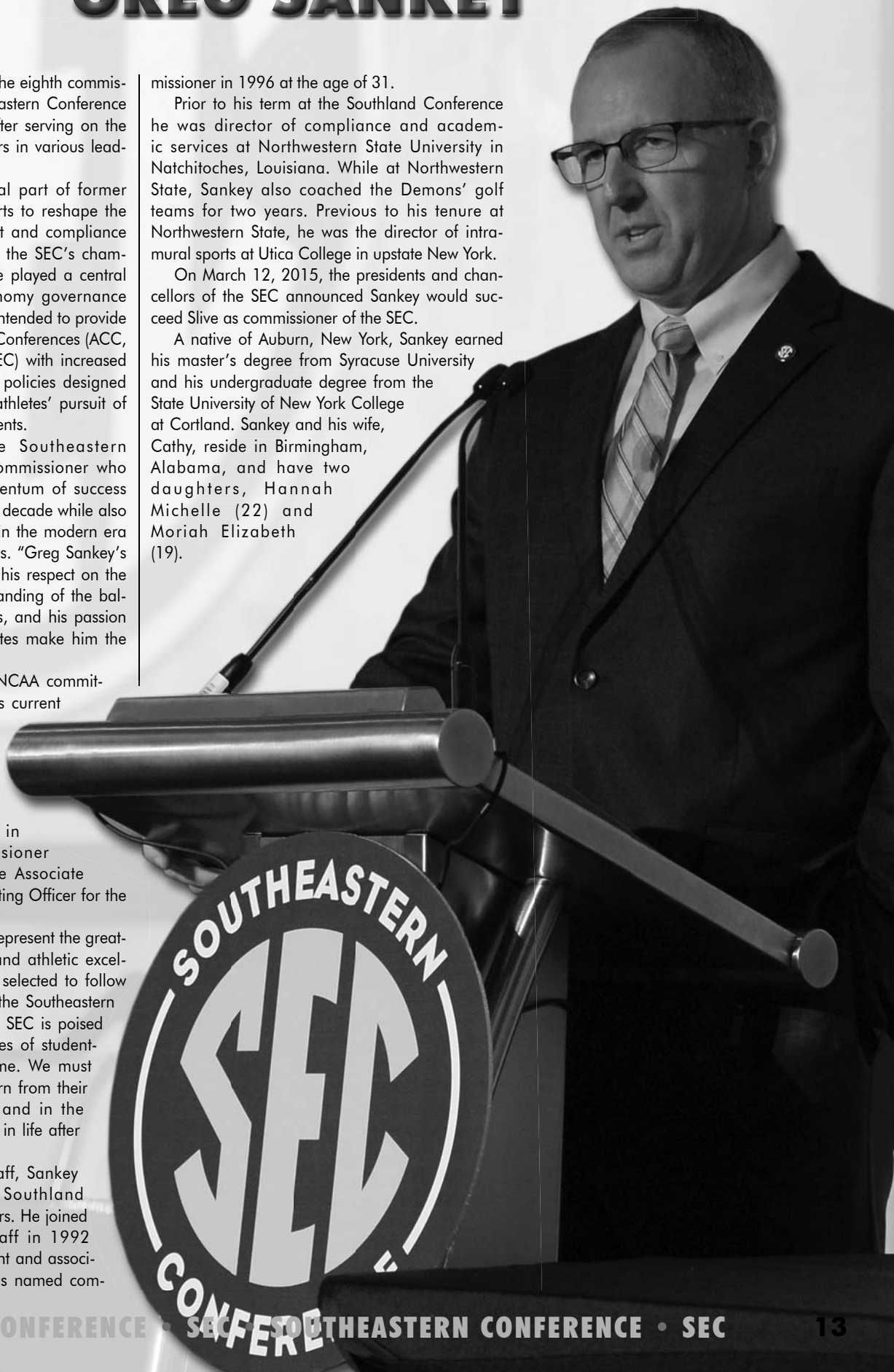

SEC MEDIA SERVICES

SEC COMMUNICATIONS MISSION STATEMENT

The Southeastern Conference has been the nation's leader in media relations during its history. The SEC understands the importance of assisting the media in providing coverage of the conference and its institutions. To this end, the conference, including all of its member institutions, shall make the best attempt to fill reasonable requests by media outlets. Members of the media are encouraged to work with the media relations director of each institution and the conference office to establish satisfactory media policies that are mutually beneficial to all parties.

COACHES TELECONFERENCE

The weekly SEC men's basketball coaches teleconference will be held every Monday beginning Monday, Jan. 4 through Monday, March 7.

The 14 Southeastern Conference men's head basketball coaches will be featured from 10:00 - 11:38 a.m. (CT).

Media representatives wishing to participate in the teleconference should contact the SEC Media Relations Department for further details.

Each coach will appear on the teleconference for seven minutes, according to the following schedule:

ORDER OF APPEARANCE

(All Times Central)

10:00 a.m. ..... Kevin Stallings, Vanderbilt
10:07 a.m. ..... Michael White, Florida
10:14 a.m. ..... Frank Martin, South Carolina
10:21 a.m. ..... Mark Fox, Georgia
10:28 a.m. ..... Johnny Jones, LSU
10:35 a.m. ..... John Calipari, Kentucky
10:42 a.m. ..... Rick Barnes, Tennessee
10:49 a.m. ..... Mike Anderson, Arkansas
10:56 a.m. ..... Avery Johnson, Alabama
11:03 a.m. ..... Bruce Pearl, Auburn
11:10 a.m. ..... Andy Kennedy, Ole Miss
11:17 a.m. ..... Ben Howland, Miss. State
11:24 a.m. ..... Kim Anderson, Missouri
11:31 a.m. ..... Billy Kennedy, Texas A&M

In addition, the SEC men's basketball teams who make it to postseason will be on a teleconference on Monday, March 14 beginning at 10:00 a.m. CT.

All SEC basketball teleconferences can be listened to on the internet at www.secsports.com shortly after the conclusion of the teleconference.

WEEKLY AWARDS

The SEC will name a Player of the Week and Freshman of the Week in men's basketball each Monday of the season. Each week's selections will be released on Mondays and will also be announced in the league's weekly releases. Nominations for the award are made each week by the men's basketball sports information contacts.

INTERNET

The Southeastern Conference has an extensive presence on the World Wide Web.

General SEC basketball information can be accessed on the Web at **www.secsports.com**. The basketball section is updated with new material daily on the page, with standings, statistics, game previews, notes and other important information. The SEC basketball release can also be printed off of the secsports.com website in an Adobe Acrobat file. Adobe Reader, which is used to read the Adobe Acrobat file, can be downloaded for free on your computer on the adobe.com website.

The SEC also offers a media-only section of the website - **www.secsportsmedia.com**. Media covering the SEC can retrieve information from the conference office as well as the 14 SEC institutions from the media site. An internet photo gallery, logos and a championship credentialing system for SEC basketball is available on the site. (The site houses all media information for the other 19 sports the SEC sponsors).

SEC SCHOOL WEBSITES

All 14 SEC schools place much of their information released to the media online on their websites. The website addresses are below:

ALABAMA ..... www.rolltide.com
ARKANSAS ..... www.arkansasrazorbacks.com
AUBURN ..... www.auburntigers.com
FLORIDA ..... www.gatorzone.com
GEORGIA ..... www.georgiadogs.com
KENTUCKY ..... www.ukathletics.com
LSU ..... www.lsusports.net
OLE MISS ..... www.olemisssports.com
MISSISSIPPI STATE ..... www.hailstate.com
MISSOURI ..... www.mutigers.com
SOUTH CAROLINA ..... www.gamecocksonline.com
TENNESSEE ..... www.utsports.com
TEXAS A&M ..... www.aggieathletics.com
VANDERBILT ..... www.vucommodores.com

PHOTO GALLERY

The SEC has a digital image platform that gives you access to the SEC's latest photographs, images and logos. To access the platform, go to www.secsportsmedia.com.

E-MAIL SERVICE

Information on SEC men's basketball will be emailed periodically through the season to accredited media. To be added to the SEC email list, please register on the SEC's media website at www.secsportsmedia.com.

SEC RELEASE

The conference basketball release will be available each Monday beginning in early November via the league's websites. Any media representative wishing to receive information via e-mail should register on www.secsportsmedia.com SEC standings and team-by-team results will be updated each weekday, while conference statistics will be updated as often as needed based on the schedule of play. Information is also available via the school's SIDs.

FOLLOW THE SEC

On Facebook ... join the fan group called "Southeastern Conference".

On Twitter…follow the SEC on www.twitter.com/SECSportsUpdate and www.twitter.com/SEC_Craig.

SEC COMMUNICATIONS

2201 Richard Arrington Blvd. North
Birmingham, AL 35203
Main Switchboard: (205) 458-3000

Herb Vincent, Associate Commissioner
E-mail: hvincent@sec.org

Craig Pinkerton, Director
E-mail: cpinkerton@sec.org

Chuck Dunlap, Director
E-mail: cdunlap@sec.org

Tammy Wilson, Director
E-mail: twilson@sec.org

Jill Skotarczak, Assistant Director
E-mail: jskotarczak@sec.org

2016 SEC TOURNAMENT

March 9-13
Bridgestone Arena
Nashville, Tenn.

MEDIA INFORMATION

Media credential requests for the 2016 SEC Tournament in Nashville will be available online at www.secsportsmedia.com in early January. For further information concerning media coverage of the 2016 SEC Tournament, please contact the SEC Communications Department.

TICKET INFORMATION

Tickets to the 2016 SEC Tournament may be purchased through one of the 14 member institutions' ticket offices. Each school determines its priority for selling tournament tickets.

OFFICIAL SPONSOR PROGRAM

The Southeastern Conference Official Sponsor program began in 1988 with three companies dedicated to intercollegiate athletics and higher education.

Now supported by many of the nation's top corporations, this program has evolved into the most successful of its kind.

Each member of the SEC Official Sponsor team shows its commitment to the future of intercollegiate athletics with contributions to SEC Youth Clinics, SEC Scholarship Programs and SEC Academic Enhancement Programs.

The corporations also conduct consumer promotions designed to increase sales and brand awareness. These promotions also increase public awareness of the member institutions of the SEC, which in turn supports increased ticket sales and high television and radio ratings.

In addition to the broad spectrum of benefits provided by these contributions, each SEC institution is a direct beneficiary of the program. SEC Official Sponsors include Allstate Insurance, AT&T, Belk, Dr Pepper, Gatorade and Regions Bank.

PROGRAM MISSION

The mission of the corporate sponsor program is:

1. To develop marketing and promotional activities that benefit the SEC, its member institutions and the participating corporations;
2. To emphasize the positive role of athletics in our society; and
3. To provide funding for youth clinics, championship events and academic enhancement programs.

SEC OFFICIAL SPONSORS

Allstate

at&t

belk
MODERN. SOUTHERN. STYLE.

Dr Pepper Est.1885

GATORADE

REGIONS

SEC LICENSING PROGRAM

The Southeastern Conference markets its registered marks (Southeastern Conference, SEC, SEC Seal and SEC logos) through a licensing program with the Collegiate Licensing Company. The SEC began its licensing program in 1988 to protect the use of its name and insignias and to ensure that its member institutions benefit from the use and sale of items bearing its name and/or logos.

The program also ensures that manufacturers and retailers market only the highest-quality merchandise using the conference name and logos. The SEC has joined a significant number of colleges and universities throughout the country to bring about consistency in the marketplace for officially-licensed collegiate products.

COLLEGIATE LICENSING COMPANY · CLC ·
AN IMG COMPANY

2015-16 SEC COMPOSITE SCHEDULE

OCTOBER

30 (Friday)

Brevard College at Auburn (Exhibition)		8:00 p.m.

NOVEMBER

2 (Monday)

Ottawa at Kentucky (Exhibition)	SECN+	7:00 p.m.

5 (Thursday)

Palm Beach Atlantic at Florida (Exhibition)	SECN+	7:00 p.m.
Clayton State at Ole Miss (Exhibition)	SECN+	7:00 p.m.
SW Oklahoma St. at Arkansas (Exhibition)	SECN+	8:00 p.m.
Indianapolis at Auburn (Exhibition)		8:00 p.m.

6 (Friday)

Kentucky St. at Kentucky (Exhibition)	ESPNU	6:00 p.m.
Armstrong Atlantic at Georgia (Exhibition)	SECN+	7:00 p.m.
Alabama-Huntsville at Tennessee (Exhibition)	SECN+	7:00 p.m.
Trevecca Nazarene at Alabama (Exhibition)	SECN+	7:00 p.m.
Fort Valley St. at Mississippi State (Exhibition)		8:00 p.m.
Texas A&M International at Texas A&M (Exhibition)	SECN+	8:00 p.m.
Southwest Baptist at LSU (Exhibition)	SECN+	8:00 p.m.
Missouri Western at Missouri (Exhibition)	SECN+	8:00 p.m.

8 (Sunday)

Allen University at South Carolina (Exhibition)	SECN+	4:00 p.m.

10 (Tuesday)

Delta State at Arkansas (Exhibition)	SECN+	8:00 p.m.

13 (Friday)

Chattanooga at Georgia	SECN+	7:00 p.m.
Naismith Hall of Fame Classic (Lexington, KY)		
Albany (NY) at Kentucky	SEC Network	7:00 p.m.
Northwestern St. at Ole Miss	SECN+	7:00 p.m.
UNC Asheville at Tennessee	SECN+	7:00 p.m.
Kennesaw St. at Alabama	SECN+	7:30 p.m.
Wofford at Missouri	SECN+	8:00 p.m.
Southern U. at Arkansas	SECN+	8:00 p.m.
Maui Invitational (Nashville, TN)		
Austin Peay at Vanderbilt	SECN+	8:00 p.m.
McNeese St. at LSU	ESPNU	9:00 p.m.
Eastern Washington at Mississippi State	SEC Network	9:00 p.m.
CBS College Sports Military Classic (Annapolis, MD)		
Florida at Navy	CBS Sports Network	9:30 p.m.
USC Upstate at Texas A&M	SECN+	9:30 p.m.
UAB at Auburn		9:30 p.m.

14 (Saturday)

Naismith Hall of Fame Classic (Lexington, KY)		
NJIT at Kentucky	SECN+	7:00 p.m.
Norfolk St. at South Carolina	SECN+	TBD

15 (Sunday)

UMES at Missouri	SEC Network	6:00 p.m.

16 (Monday)

Tennessee at Georgia Tech	ESPNU	7:00 p.m.
Oral Roberts at South Carolina	SEC Network	7:30 p.m.
Hall of Fame Tip-Off (Gainesville, FL)		
N.C. A&T at Florida	SECN+	8:00 p.m.
Ga. Southern at Ole Miss	SECN+	8:00 p.m.
Southern U. at Mississippi State		8:00 p.m.
SE Louisiana at Texas A&M	SECN+	8:00 p.m.
Gardner-Webb at Vanderbilt	SECN+	8:00 p.m.
Legends Classic (Baton Rouge, LA)		
Kennesaw St. at LSU	ESPNU	9:00 p.m.

17 (Tuesday)

Alabama at Dayton	ESPN	1:00 p.m.
Colorado at Auburn	ESPN	3:00 p.m.
Missouri at Xavier	Fox Sports 1	6:30 p.m.
Champions Classic (Chicago, IL)		
Kentucky vs. Duke	ESPN	7:30 p.m.

18 (Wednesday)

NIT Season Tip-Off (Fayetteville, AR)		
Akron at Arkansas	SECN+	8:00 p.m.

19 (Thursday)

Charleston Classic (Charleston, SC)		
Ole Miss vs. George Mason	ESPN3	Noon
Puerto Rico Tip Off (San Juan, PR)		
Mississippi State vs. Miami (FL)	ESPN2	5:00 p.m.
Marshall at Tennessee	SECN+	7:00 p.m.
Battle 4 Atlantis (College Station, TX)		
A&M-Corpus Christi at Texas A&M	SECN+	8:00 p.m.
Stony Brook at Vanderbilt	SECN+	8:00 p.m.
Legends Classic (Baton Rouge, LA)		
South Ala. at LSU	SEC Network	9:00 p.m.

20 (Friday)

Paradise Jam (St. Thomas, VI)		
South Carolina vs. DePaul	CBS Sports Network	6:00 p.m.
Murray St. at Georgia	SECN+	7:00 p.m.
La.-Lafayette at Alabama	SECN+	7:00 p.m.
Wright St. at Kentucky	SEC Network	8:00 p.m.
NIT Season Tip-Off (Fayetteville, AR)		
Charleston So. at Arkansas	SECN+	8:00 p.m.
Ga. Southern at Auburn		TBD
Charleston Classic (Charleston, SC)		
Ole Miss vs. Oklahoma St./Towson		TBD
Puerto Rico Tip Off (San Juan, PR)		
Mississippi State vs. Texas Tech/Utah		TBD

21 (Saturday)

Hall of Fame Tip-Off (Uncasville, CT)		
Florida vs. Saint Joseph's	ESPN3	2:30 p.m.
UNC Asheville at Texas A&M	SECN+	4:00 p.m.

22 (Sunday)

Gardner-Webb at Tennessee	SEC Network	Noon
Hall of Fame Tip-Off (Uncasville, CT)		
Florida vs. Purdue/Old Dominion		TBD
Charleston Classic (Charleston, SC)		
Ole Miss vs. TBD		TBD
Puerto Rico Tip Off (San Juan, PR)		
Mississippi State vs. TBD		TBD
Paradise Jam (St. Thomas, VI)		
South Carolina vs. Florida St./Hofstra		TBD

23 (Monday)

Maui Invitational (Lahaina, Maui, HI)		
Vanderbilt vs. St. John's (NY)	ESPN2	2:30 p.m.
Legends Classic (Brooklyn, NY)		
LSU vs. Marquette	ESPN2	7:00 p.m.
CBE Hall of Fame Classic (Kansas City, MO)		
Missouri vs. Kansas St.	ESPNU	7:00 p.m.
Paradise Jam (St. Thomas, VI)		
South Carolina vs. TBD		TBD

24 (Tuesday)

Army at Tennessee	SEC Network	7:00 p.m.
Naismith Hall of Fame Classic (Lexington, KY)		
Boston U. at Kentucky	SEC Network	9:00 p.m.
Legends Classic (Brooklyn, NY)		
LSU vs. Arizona St./North Carolina St.		TBD
CBE Hall of Fame Classic (Kansas City, MO)		
Missouri vs. Northwestern/North Carolina		TBD
Maui Invitational (Lahaina, Maui, HI)		
Vanderbilt vs. Indiana/Wake Forest		TBD

25 (Wednesday)

Hall of Fame Tip-Off (Gainesville, FL)		
Vermont at Florida	SEC Network	3:00 p.m.
High Point at Georgia	ESPNU	5:00 p.m.
Georgia St. at Ole Miss	SEC Network	5:00 p.m.
Battle 4 Atlantis (Paradise Island, Bahamas)		
Texas A&M vs. Texas	AXS TV	7:00 p.m.
Maui Invitational (Lahaina, Maui, HI)		
Vanderbilt vs. TBD		TBD

26 (Thursday)

AdvoCare Invitational (Lake Buena Vista, FL)		
Alabama vs. Xavier	ESPN2	Noon
NIT Season Tip-Off (Brooklyn, NY)		
Arkansas vs. Georgia Tech	ESPNU	2:00 p.m.
Battle 4 Atlantis (Paradise Island, Bahamas)		
Texas A&M vs. Gonzaga/Washington		TBD

27 (Friday)

Lipscomb at South Carolina	SECN+	2:00 p.m.
Naismith Hall of Fame Classic (Miami, FL)		
Kentucky vs. South Fla.	ESPN	5:00 p.m.
FGCU at Florida	SEC Network	6:30 p.m.
Northwestern St. at Auburn	SEC Network	8:30 p.m.
Barclays Center Classic (Brooklyn, NY)		
Tennessee vs. George Washington		9:00 p.m.
AdvoCare Invitational (Lake Buena Vista, FL)		
Alabama vs. Wichita St./Southern Cal		TBD
NIT Season Tip-Off (Brooklyn, NY)		
Arkansas vs. Villanova/Stanford		TBD
Battle 4 Atlantis (Paradise Island, Bahamas)		
Texas A&M vs. TBD		TBD

28 (Saturday)

Ole Miss at Bradley		2:00 p.m.
Georgia at Seton Hall	Fox Sports 1	7:30 p.m.
UT Martin at Mississippi State		TBD
Barclays Center Classic (Brooklyn, NY)		
Tennessee vs. Cincinnati/Nebraska		TBD

29 (Sunday)

AdvoCare Invitational (Lake Buena Vista, FL)		
Alabama vs. TBD		TBD

30 (Monday)

Illinois St. at Kentucky	ESPN2	7:00 p.m.
Western Caro. at South Carolina	SEC Network	7:00 p.m.
LSU at Col. of Charleston		7:00 p.m.

DECEMBER

1 (Tuesday)

Richmond at Florida	SEC Network	7:00 p.m.
Oakland at Georgia	SECN+	7:00 p.m.
Northwestern St. at Arkansas	SECN+	8:00 p.m.
Arkansas St. at Missouri	SEC Network	9:00 p.m.

2 (Wednesday)

Auburn at Coastal Caro.	Big South Network	7:00 p.m.
Texas Southern at Mississippi State	SEC Network	8:00 p.m.
FGCU at Texas A&M	SECN+	8:00 p.m.
Detroit at Vanderbilt	SECN+	8:00 p.m.
North Fla. at LSU	SECN+	8:00 p.m.

3 (Thursday)

Kentucky at UCLA	ESPN	9:00 p.m.

4 (Friday)

Kansas St. at Georgia	SEC Network	7:00 p.m.
Arkansas at Wake Forest	ESPN3	7:00 p.m.
Alabama at Southern Miss	Fox Sports 1	8:00 p.m.
Northern Ill. at Missouri	SECN+	8:00 p.m.

5 (Saturday)

BHOF Holiday Classic (Springfield, MA)		
Ole Miss vs. Massachussetts	NBC Sports Network	4:00 p.m.
South Fla. at South Carolina	SEC Network	4:00 p.m.
Texas A&M at Arizona St.	ESPN2	10:30 p.m.

6 (Sunday)

Vanderbilt at Baylor	ESPNU	8:00 p.m.

8 (Tuesday)

Florida at Miami (FL)	ESPN2	7:00 p.m.
Winthrop at Georgia	SEC Network	7:00 p.m.
Evansville at Arkansas	SEC Network	9:00 p.m.

9 (Wednesday)

Eastern Ky. at Kentucky	ESPN2	7:00 p.m.
Omaha at Missouri	SEC Network	8:00 p.m.
Dayton at Vanderbilt	ESPNU	9:00 p.m.

12 (Saturday)

Auburn vs. Middle Tenn. (at Nashville, TN)		1:00 p.m.
Tennessee at Butler	FOX Sports 1	2:30 p.m.
Ole Miss at SE Misouri St.		3:00 p.m.
Arizona St. at Kentucky	ESPN	3:15 p.m.
Mississippi State at UMKC	American Sports Net	5:00 p.m.
Kansas St. at Texas A&M	SEC Network	5:30 p.m.
Florida at Michigan St.	ESPN2	6:00 p.m.
Tennessee Tech at Arkansas	SEC Network	8:00 p.m.

13 (Sunday)

Alabama at Clemson	ESPNU	6:00 p.m.
LSU at Houston	ESPNU	8:00 p.m.
Missouri at Arizona	Pac-12 Networks	8:00 p.m.

15 (Tuesday)

Drexel at South Carolina	SECN+	7:00 p.m.
Louisiana Tech at Ole Miss	SEC Network	7:00 p.m.
Mercer at Auburn	SEC Network	9:00 p.m.

16 (Wednesday)

Gardner-Webb at LSU	SEC Network	7:00 p.m.
Fla. Atlantic at Tennessee	SECN+	7:00 p.m.
Winthrop at Alabama	SEC Network	9:00 p.m.
Mississippi State at Florida St.	ESPN2	9:00 p.m.

18 (Friday)

South Carolina at Clemson (at Greenville, SC)	ESPN3	7:00 p.m.
Ole Miss at Memphis	ESPNEWS	8:00 p.m.

19 (Saturday)

Auburn at Xavier	Fox Sports 1	Noon
Georgia Tech at Georgia	SEC Network	Noon
Wofford at Vanderbilt	SEC Network	2:00 p.m.
CBS Sports Classic (Brooklyn, NY)		
Kentucky vs. Ohio St.	CBS Sports	3:30 p.m.
Tulane at Mississippi State	SEC Network	4:00 p.m.
North Carolina St. at Missouri	SEC Network	6:00 p.m.
Orange Bowl Classic (Sunrise, FL)		
Florida vs. Oklahoma St.	Fox Sports 1	8:00 p.m.
Oral Roberts at LSU	SEC Network	8:00 p.m.
Arkansas vs. Mercer (at North Little Rock, AR)		8:00 p.m.
Baylor at Texas A&M	ESPNU	9:00 p.m.
Tennessee vs. Gonzaga (at Seattle, WA)	ESPNU	11:00 p.m.

21 (Monday)

Alabama vs. Oregon (at Birmingham, AL)	ESPNU	9:00 p.m.

22 (Tuesday)

Diamond Head Classic (Honolulu, HI)		
Auburn vs. New Mexico	ESPNU	2:30 p.m.
Troy at Ole Miss	SEC Network	4:00 p.m.
Clemson at Georgia	SEC Network	6:00 p.m.
East Tenn. St. at Tennessee	SECN+	7:00 p.m.
Jacksonville at Florida	SECN+	7:30 p.m.
American at LSU	SEC Network	8:00 p.m.
Vanderbilt at Purdue	Big Ten Network	8:00 p.m.
North Florida at Arkansas	SECN+	8:00 p.m.
Naismith Hall of Fame Shootout (Uncasville, CT)		
St. John's vs. South Carolina	CBS Sports Network	9:00 p.m.

23 (Wednesday)

Missouri vs. Illinois (St. Louis, MO)	ESPN2	7:00 p.m.
Northern Colo. vs. Mississippi St. (at Jackson, MS)	SEC Network	8:00 p.m.
Diamond Head Classic (Honolulu, HI)		
Auburn vs. BYU/Harvard		TBD

25 (Friday)

Diamond Head Classic (Honolulu, HI)		
Auburn vs. TBD		TBD

26 (Saturday)

Louisville at Kentucky	CBS Sports	Noon

29 (Tuesday)

Robert Morris at Georgia	SEC Network	6:00 p.m.
Florida St. at Florida	ESPN2	7:00 p.m.
Tennessee St. at Tennessee	ESPNU	7:00 p.m.
Jacksonville St. at Alabama	SECN+	7:00 p.m.
Wake Forest at LSU	SEC Network	8:00 p.m.
Cal Poly at Texas A&M	SECN+	8:00 p.m.
Ark.-Pine Bluff at Missouri	SECN+	9:00 p.m.

30 (Wednesday)

Francis Marion at South Carolina	SECN+	7:00 p.m.
Arkansas at Dayton	CBS Sports Network	8:00 p.m.
Western Mich. at Vanderbilt	SEC Network	9:00 p.m.

31 (Thursday)

N.C. Central at Mississippi State		2:00 p.m.

JANUARY

2 (Saturday)

*Tennessee at Auburn	CBS Sports	2:00 p.m.
Norfolk St. at Alabama	SEC Network	2:00 p.m.
Savannah St. at Missouri	SECN+	3:00 p.m.
*Arkansas at Texas A&M	SEC Network	4:30 p.m.
Memphis at South Carolina	ESPNU	6:00 p.m.
*Ole Miss at Kentucky	SEC Network	7:00 p.m.
*Georgia at Florida	ESPNU	8:00 p.m.
*LSU at Vanderbilt	ESPN2	9:00 p.m.

5 (Tuesday)

*South Carolina at Auburn	SEC Network	7:00 p.m.
*Kentucky at LSU	ESPN	9:00 p.m.
*Vanderbilt at Arkansas	SEC Network	9:00 p.m.

6 (Wednesday)

*Missouri at Georgia	SEC Network	6:30 p.m.
*Florida at Tennessee	ESPN2	7:00 p.m.
*Texas A&M at Mississippi State	SEC Network	8:30 p.m.

7 (Thursday)

*Alabama at Ole Miss	ESPNU	9:00 p.m.

9 (Saturday)

*Texas A&M at Tennessee	SEC Network	1:00 p.m.
*LSU at Florida	CBS Sports	1:30/4:30 p.m.
*Vanderbilt at South Carolina	ESPNU	3:00 p.m.
*Mississippi State at Arkansas	SEC Network	3:30 p.m.
*Kentucky at Alabama	SEC Network	6:00 p.m.
*Georgia at Ole Miss	SEC Network	8:30 p.m.
*Auburn at Missouri	ESPN2	9:00 p.m.

12 (Tuesday)

*Florida at Texas A&M	ESPN/SEC Network	7:00 p.m.
*Mississippi State at Kentucky	ESPN/SEC Network	7:00 p.m.
*Auburn at Vanderbilt	ESPNU	9:00 p.m.
*Arkansas at Missouri	SEC Network	9:00 p.m.

13 (Wednesday)

*Tennessee at Georgia	SEC Network	7:00 p.m.
*South Carolina at Alabama	SEC Network	9:00 p.m.
*Ole Miss at LSU	ESPN2	9:00 p.m.

16 (Saturday)

*Missouri at South Carolina	SEC Network	1:00 p.m.
*Texas A&M at Georgia	ESPNU	2:00 p.m.
*Tennessee at Mississippi State	SEC Network	3:30 p.m.
*Kentucky at Auburn	ESPN/2	4:00 p.m.
*Alabama at Vanderbilt	SEC Network	6:00 p.m.
*Florida at Ole Miss	ESPN2	8:00 p.m.
*Arkansas at LSU	SEC Network	8:30 p.m.

19 (Tuesday)

*Mississippi State at Florida	ESPNU	7:00 p.m.
*South Carolina at Ole Miss	SEC Network	7:00 p.m.
*LSU at Texas A&M	ESPN	9:00 p.m.
*Alabama at Auburn	SEC Network	9:00 p.m.

20 (Wednesday)

*Georgia at Missouri	SEC Network	7:00 p.m.
*Vanderbilt at Tennessee	SEC Network	9:00 p.m.

21 (Thursday)

*Kentucky at Arkansas	ESPN/2	7:00 p.m.

23 (Saturday)

*South Carolina at Tennessee	SEC Network	Noon
*LSU at Alabama	ESPNU	2:00 p.m.
*Ole Miss at Mississippi State	SEC Network	2:00 p.m.
*Missouri at Texas A&M	SEC Network	4:00 p.m.
*Arkansas at Georgia	SEC Network	6:00 p.m.
*Auburn at Florida	SEC Network	8:00 p.m.
*Vanderbilt at Kentucky	ESPN/2	TBD

26 (Tuesday)

*Mississippi State at South Carolina	SEC Network	7:00 p.m.
*Florida at Vanderbilt	ESPN/U	9:00 p.m.
*Georgia at LSU	ESPN/U	9:00 p.m.
*Tennessee at Alabama	SEC Network	9:00 p.m.

27 (Wednesday)

*Texas A&M at Arkansas	ESPN2/U	7/7:30 p.m.
*Auburn at Ole Miss	SEC Network	7:00 p.m.
*Missouri at Kentucky	SEC Network	9:00 p.m.

30 (Saturday)

Big 12/SEC Challenge		
West Virginia at Florida	ESPN/2	Noon
Vanderbilt at Texas	ESPN/2	Noon
Ole Miss at Kansas State	ESPNU	2:00 p.m.
Tennessee at TCU	ESPN2	2:00 p.m.
Kentucky at Kansas	ESPN	2-7 p.m.
Oklahoma at LSU	ESPN	2-7 p.m.
Iowa State at Texas A&M	ESPN	2-7 p.m.
Texas Tech at Arkansas	ESPNU	4:00 p.m.
Georgia at Baylor	ESPN2	6:00 p.m.
Oklahoma State at Auburn	ESPN2	8:00 p.m.
*Alabama at South Carolina	SEC Network	6:00 p.m.
*Mississippi State at Missouri	SEC Network	8:30 p.m.

FEBRUARY

2 (Tuesday)

*LSU at Auburn	ESPN/U/SEC Network	7:00 p.m.
*Kentucky at Tennessee	ESPN/U/SEC Network	7:00 p.m.
*South Carolina at Georgia	ESPN/U/SEC Network	7:00 p.m.
*Alabama at Mississippi State	SEC Network	9:00 p.m.

3 (Wednesday)

*Arkansas at Florida	SEC Network	7:00 p.m.
*Ole Miss at Missouri	SEC Network	9:00 p.m.

4 (Thursday)

*Texas A&M at Vanderbilt	ESPN/2	7:00 p.m.

6 (Saturday)

*Missouri at Alabama	SEC Network	3:00 p.m.
*Florida at Kentucky	CBS Sports	4:00 p.m.
*South Carolina at Texas A&M	ESPNU	4:00 p.m.
*Auburn at Georgia	SEC Network	5:30 p.m.
*Mississippi State at LSU	ESPN2	6:00 p.m.
*Vanderbilt at Ole Miss	ESPNU	8:00 p.m.
*Tennessee at Arkansas	SEC Network	8:00 p.m.

9 (Tuesday)

*Auburn at Tennessee	SEC Network	7:00 p.m.
*Ole Miss at Florida	ESPN/U	9:00 p.m.
*Georgia at Kentucky	ESPN/U	9:00 p.m.
*Arkansas at Mississippi State	SEC Network	9:00 p.m.

10 (Wednesday)

*LSU at South Carolina	ESPN2	7:00 p.m.
*Texas A&M at Alabama	SEC Network	7:00 p.m.
*Missouri at Vanderbilt	SEC Network	9:00 p.m.

13 (Saturday)

*Kentucky at South Carolina	ESPN/2	Noon
*Texas A&M at LSU	CBS Sports	1:00 p.m.
*Arkansas at Ole Miss	ESPNU	2:00 p.m.
*Tennessee at Missouri	SEC Network	3:00 p.m.
*Alabama at Florida	SEC Network	5:30 p.m.
*Vanderbilt at Auburn	ESPN/2	6:00 p.m.
*Georgia at Mississippi State	SEC Network	8:00 p.m.

16 (Tuesday)

*South Carolina at Missouri	SEC Network	7:00 p.m.
*Vanderbilt at Mississippi State	SEC Network	9:00 p.m.
*Florida at Georgia	ESPN/U	9:00 p.m.
*Ole Miss at Texas A&M	ESPN/U	9:00 p.m.

17 (Wednesday)

*Auburn at Arkansas	SEC Network	7:00 p.m.
*Alabama at LSU	SEC Network	9:00 p.m.

18 (Thursday)

*Tennessee at Kentucky	ESPN/2	7:00 p.m.

20 (Saturday)

*Florida at South Carolina	SEC Network	Noon
*Georgia at Vanderbilt	ESPN/2	Noon
*Mississippi State at Alabama	SEC Network	2:30 p.m.
*Ole Miss at Auburn	SEC Network	5:00 p.m.
*LSU at Tennessee	ESPNU	5:30 p.m.
*Missouri at Arkansas	SEC Network	7:30 p.m.
*Kentucky at Texas A&M	ESPN/2	TBD

23 (Tuesday)

*Alabama at Kentucky	ESPN/U/SEC Network	7:00 p.m.
*LSU at Arkansas	ESPN/U/SEC Network	7:00 p.m.
*Vanderbilt at Florida	ESPN/U/SEC Network	7:00 p.m.
*Missouri at Ole Miss	SEC Network	9:00 p.m.

24 (Wednesday)

*Georgia at Auburn	SEC Network	7:00 p.m.
*Mississippi State at Texas A&M	ESPN2	7:00 p.m.
*Tennessee at South Carolina	SEC Network	9:00 p.m.

27 (Saturday)

*Ole Miss at Georgia	SEC Network	Noon
*South Carolina at Mississippi State	SEC Network	2:30 p.m.
*Kentucky at Vanderbilt	CBS Sports	4:00 p.m.
*Texas A&M at Missouri	ESPNU	4:00 p.m.
*Auburn at Alabama	SEC Network	5:00 p.m.
*Arkansas at Tennessee	SEC Network	7:30 p.m.
*Florida at LSU	ESPN/2	TBD

MARCH

1 (Tuesday)

*Kentucky at Florida	ESPN	7:00 p.m.
*Tennessee at Vanderbilt	SEC Network	7:00 p.m.
*Texas A&M at Auburn	ESPNU	9:00 p.m.
*Missouri at LSU	SEC Network	9:00 p.m.

2 (Wednesday)

*Mississippi State at Ole Miss	SEC Network	7:00 p.m.
*Arkansas at Alabama	SEC Network	9:00 p.m.

3 (Thursday)

*Georgia at South Carolina	ESPN/2	7:00 p.m.

5 (Saturday)

*Ole Miss at Tennessee	SEC Network	Noon
*LSU at Kentucky	CBS Sports	2:00 p.m.
*Auburn at Mississippi State	SEC Network	2:30 p.m.
*Alabama at Georgia	ESPN/2	4:00 p.m.
*South Carolina at Arkansas	SEC Network	5:00 p.m.
*Florida at Missouri	SEC Network	7:30 p.m.
*Vanderbilt at Texas A&M	ESPN/2	TBD

2016 SEC MEN'S BASKETBALL TOURNAMENT

9 (Wednesday)

SEC Tournament Game 1	SEC Network	7:00 p.m.
SEC Tournament Game 2	SEC Network	9:00 p.m.

10 (Thursday)

SEC Tournament Game 3	SEC Network	1:00 p.m.
SEC Tournament Game 4	SEC Network	3:00 p.m.
SEC Tournament Game 5	SEC Network	7:00 p.m.
SEC Tournament Game 6	SEC Network	9:00 p.m.

11 (Friday)

SEC Tournament Game 7	SEC Network	1:00 p.m.
SEC Tournament Game 8	SEC Network	3:00 p.m.
SEC Tournament Game 9	SEC Network	7:00 p.m.
SEC Tournament Game 10	SEC Network	9:00 p.m.

12 (Saturday)

SEC Tournament Game 11	ESPN	1:00 p.m.
SEC Tournament Game 12	ESPN	3:00 p.m.

13 (Sunday)

Championship Game (Game 11)	ESPN	1:00 p.m.

Game Times and Dates are subject to change.
All times Eastern
**SEC Game*

As of Oct. 14, 2015

SEC TOURNAMENT

Nashville's Bridgestone Arena

The Southeastern Conference Men's Basketball Tournament returns to Bridgestone Arena in Nashville in 2016. It will be the sixth time that the arena has served as the host of the SEC Tournament, having also hosted in 2001, 2006, 2010, 2013 and 2015. Also the home of the NHL's Nashville Predators, Bridgestone Arena has the distinction of being one of the busiest venues in the Unites States over the past decade and a half, hosting more than 18 million guests during that time. Seating capacity is approximately 19,395 for basketball games.

The winner of the 13-game tournament receives the SEC's automatic bid to the NCAA Tournament. The tournament seeds are determined by the 18-game conference schedule during the regular season. Teams are seeded 1-14 based on their regular season conference finish.

Atlanta served as host of the inaugural SEC Tournament played following the 1932-33 season and did so again after the 1933-34 season. The event was held every year through 1952, with the exception of 1935. After a 26-year layoff (1953-78), the tournament was renewed in 1979. The 2016 tournament will be the 57th in league history and the 38th since the renewal.

The SEC has shown extraordinary balance in the tournament, evidenced by the fact that a different school won the first seven titles after the renewal. The event has helped set the stage for SEC teams in the NCAA Tournament, as 23 of the tournament champions since the tournament resumed in 1979 have advanced to at least the Sweet 16. Three of the last 10 SEC Tournament champions have gone on to win the national championship. Since the renewal in 1979, the SEC Tournament Champion has failed to win at least one NCAA Tournament game only four times.

Kentucky leads the league with 28 SEC Tournament titles. Alabama is second with six, while Tennessee and Florida are tied for third with four. Mississippi State has three championship trophies while Georgia, Ole Miss and Vanderbilt have two. Arkansas, Auburn, LSU and former league member Georgia Tech have each won one SEC Tournament championship.

FUTURE SEC TOURNAMENT DATES & SITES

March 9-13, 2016. . . .	Nashville, Tenn. (Bridgestone Arena)
March 7-12, 2017. . . .	Nashville, Tenn. (Bridgestone Arena)
March 6-11, 2018.....	St. Louis, Mo. (Scottrade Arena)
March 12-17, 2019.....	Nashville, Tenn. (Bridgestone Arena)
March 11-15, 2020. . .	Nashville, Tenn. (Bridgestone Arena)
March 10-14, 2021. . .	Nashville, Tenn. (Bridgestone Arena)
March 9-13, 2022. . . .	Tampa, Fla. (Amalie Arena)
March 8-12, 2023. . . .	Nashville, Tenn. (Bridgestone Arena)
March 13-17, 2024. . .	Nashville, Tenn. (Bridgestone Arena)
March 12-16, 2025. . .	Nashville, Tenn. (Bridgestone Arena)

SEC TOURNAMENT

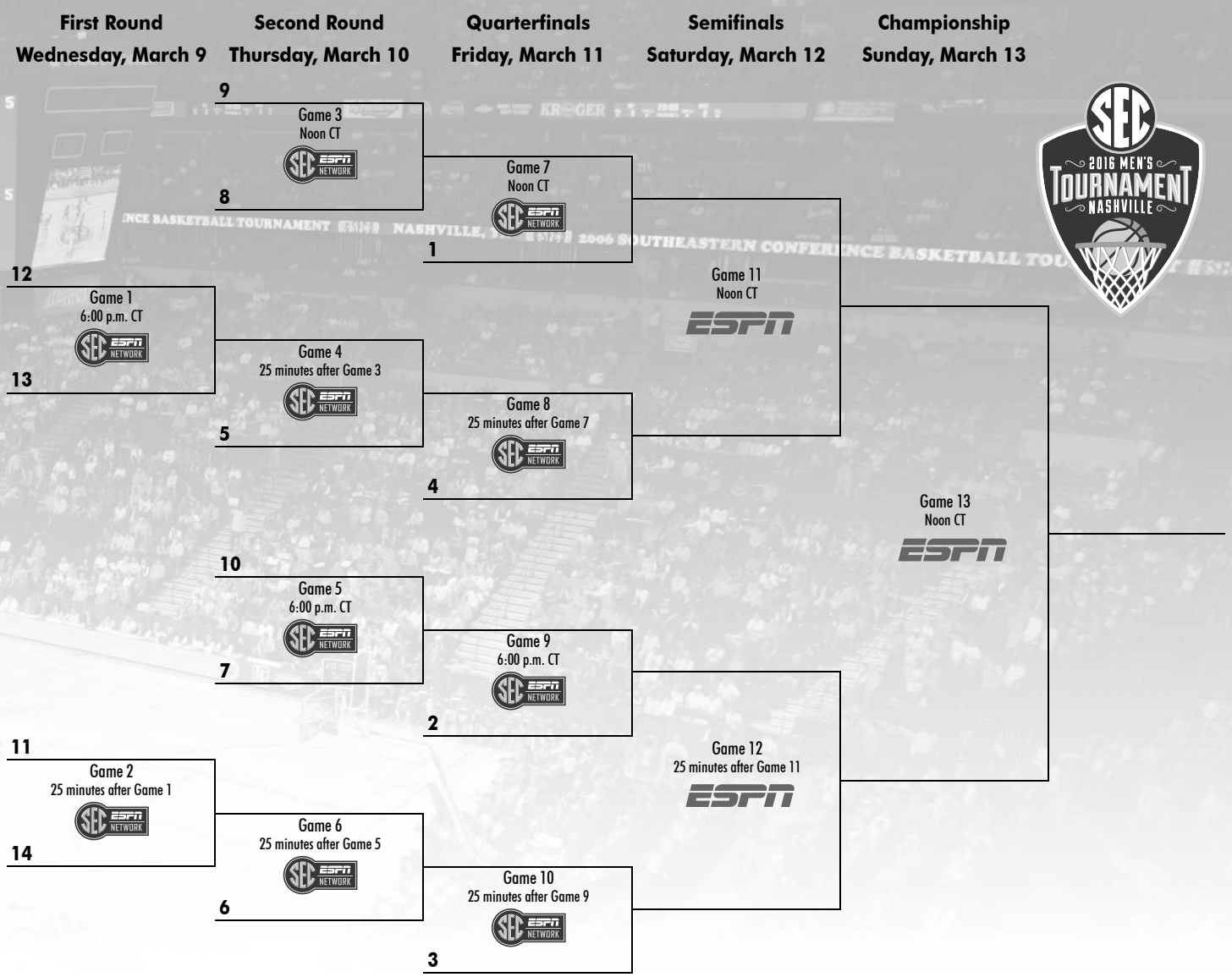

SEC TOURNAMENT TIE-BREAKER PROCEDURES

Teams will be seeded No. 1 through No. 14 in the SEC Men's Basketball Tournament bracket based upon the final regular season Conference standings. Teams that finished No. 1 through No. 4 in the final regular season standings shall receive first- and second-round byes and teams that finish No. 5 through No. 10 will receive first-round byes in the SEC Men's Basketball Tournament.

1. <u>Two-Team Tie:</u> The following procedure will be used in the following order until the tie is broken:

A) Won-lost results of head-to-head competition between the two teams.
B) Won-lost record of the two teams versus the No. 1 seed (and proceeding through the No. 14 seed, if necessary).
C) Coin flip by the Commissioner.

2. <u>Three-Team Tie (or more):</u> Won-lost record of the two teams versus the No. 1 seed (and proceeding through the No. 14 seed, if necessary).

A) Best winning percentage of games played among the tied teams (Example: Team A is 3-1, Team B is 2-2 and Team C is 1-3 – Team A would be seeded highest, Team B second-highest and Team C lowest of the three).
B) Best winning percentage of the tied teams versus the No. 1 seed (and proceeding through the No. 14 seed, if necessary).
C) If two teams remain, coin flip by the Commissioner.
D) If three or more teams remain, draw by the Commissioner.

For the purpose of seeding, if an institution is precluded from participating in the tournament, such institution will automatically be seeded last. The No. 11 seed will then receive a bye. However, for the purpose of breaking ties, that team will remain where it finished in the regular-season standings BEFORE being seeded last.

NCAA TOURNAMENT



2016 NCAA TOURNAMENT

SELECTION SHOW
March 13

FIRST ROUND
March 15 & 16
University of Dayton Arena - Dayton OH

SECOND & THIRD ROUNDS
March 17 & 19
Dunkin' Donuts Center - Providence RI
Wells Fargo Arena - Des Moines IA
PNC Arena - Raleigh NC
Pepsi Center - Denver CO

March 18 & 20
Barclays Center - Brooklyn NY
Scottrade Center - Saint Louis MO
Chesapeake Energy Arena - Oklahoma City OK
Spokane Arena - Spokane WA

REGIONALS
March 24 & 26
Honda Center - Anaheim CA
KFC Yum! Center - Louisville KY

March 25 & 27
United Center - Chicago IL
Wells Fargo Center-PA - Philadelphia PA

FINAL FOUR
April 2 & 4
NRG Stadium - Houston TX

FUTURE FINAL FOUR SITES

2017 FINAL FOUR
University of Phoenix Stadium
Glendale, AZ

2018 FINAL FOUR
Alamodome
San Antonio, TX

2019 FINAL FOUR
Minnesota Multi-Purpose Stadium
Minneapolis, MN

2020 FINAL FOUR
Atlanta Stadium
Atlanta, GA

2021 FINAL FOUR
Lucas Oil Stadium
Indianapolis, IN

The Teams

QUICK FACTS

LOCATION: Tuscaloosa, Ala.
FOUNDED: 1831
ENROLLMENT: 36,155
PRESIDENT: Dr. Stuart R. Bell (Texas A&M, 1979)
FACULTY REPRESENTATIVE: Dr. James King (Alabama)
ATHLETIC DIRECTOR: Bill Battle (Alabama, 1963)
NICKNAME: Crimson Tide
COLORS: Crimson & White
ARENA: Coleman Coliseum (15,383)

TEAM INFORMATION

HEAD COACH: Avery Johnson (Southern, 1988)
ASSOCIATE HEAD COACH: Bob Simon (Eastern Michigan, 1989)
ASSISTANTS: Scott Pospichal (Florida Southern, 1983)
Antoine Pettway (Alabama, 2004)
BASKETBALL SECRETARY: Mary Margaret Strickland
BASKETBALL OFFICE PHONE: (205) 348-4551
2014-15 OVERALL RECORD (FINISH): 19-15, 8-10 (t8th)
LETTERMEN RETURNING/LOST: 6/5
STARTERS RETURNING/LOST: 3/2

MEDIA SERVICES

BASKETBALL SID: Aaron Jordan
OFFICE PHONE: (205) 348-6084
E-MAIL: ajordan@ia.ua.edu
PRESS ROW PHONE: (205) 913-1979
INTERNET ADDRESS: www.rolltide.com

TEAM HISTORY

ALL-TIME RECORD: 1600-984-1# (.619)
SEC RECORD: 757-578 (.567)
SEC TOURNAMENT RECORD: 61-49 (.555)
SEC CHAMPIONSHIPS: 7 (1934, 56, 74t, 75t, 76, 87, 02)
SEC DIVISIONAL CHAMPIONSHIPS: 3 (2002, 05, 11)
SEC TOURNAMENT CHAMPIONSHIPS: 6 (1934, 82, 87, 89, 90, 91)
NCAA APPEARANCES: 19# (1975, 76, 82, 83, 84, 85, 86, 87#, 89, 90, 91, 92, 94, 95, 02, 03, 04, 05, 06, 12)
NCAA RECORD: 18-19# (.486)
NIT APPEARANCES: 13 (73, 77, 79, 80, 81, 93, 96, 99, 01, 07, 11, 13, 15)
NIT RECORD: 24-16 (.600)

#On-the-court records: 1602-985-1 (all-time); 20-20 (NCAA Tournament in 20 appearances). 1987 NCAA participation (2-1) was vacated.

AVERY JOHNSON

HOMETOWN: New Orleans, La.
ALMA MATER: Southern (1988)
BORN: March 25, 1965
CAREER RECORD: First Season
RECORD AT ALABAMA: First Season

CAREER RECORD

Year	School	All	Conf.	Place	Postseason
2005	Dallas (NBA)	16-2		2nd	NBA Playoffs (2nd Round)
2006	Dallas (NBA)	60-22		2nd	NBA Playoffs (Finals)
2007	Dallas (NBA)	67-15		1st	NBA Playoffs (1st Round)
2008	Dallas (NBA)	51-31		4th	NBA Playoffs (1st Round)
2011	Brooklyn/NJ (NBA)	24-58		4th	
2012	Brooklyn/NJ (NBA)	22-44		5th	
2013	Brooklyn/NJ (NBA)	14-14		--	

2015-16 ROSTER

No	Name	Pos.	Ht.	Wt.	Cl.	Hometown
0	Nick King	G/F	6-7	225	Jr.	Memphis, Tenn. (Memphis)
1	Riley Norris	F	6-7	203	So.	Albertville, Ala. (Albertville HS)
2	Lawson Schaffer	G	5-11	160	Fr.	Cullman, Ala. (Cullman HS)
3	Michael Kessens	F	6-9	228	Jr.	Nyon, Switzerland (Longwood)
4	Arthur Edwards	G	6-6	217	Gr.	Washington, D.C. (New Mexico)
5	Justin Coleman	G	5-10	168	So.	Birmingham, Ala. (Wenonah HS)
10	Jimmie Taylor	F	6-10	240	Jr.	Greensboro, Ala. (Greensboro HS)
11	Shannon Hale	F	6-8	233	Jr.	Johnson City, Tenn. (Christ School)
12	Dazon Ingram	G	6-5	205	Fr.	Theodore, Ala. (Theodore HS)
13	Avery Johnson Jr.	G	5-11	187	So.	Houston, Texas (Texas A&M)
23	Brandon Austin	G	6-5	197	Fr.	Montgomery, Ala. (Carver-Montgomery HS)
24	Christian Clark	F	6-6	210	So.	Chester, Va. (Thomas Dale HS)
32	Retin Obasohan	G	6-1	210	Sr.	Antwerp, Belgium (Leuven)
35	Donta Hall	F	6-9	224	Fr.	Luverne, Ala. (Luverne HS)

2015-16 SCHEDULE

N6	Trevecca Nazarene (Exh.)	SECN+	7:00 p.m.
N13	Kennesaw St.	SECN+	7:30 p.m.
N17	at Dayton	ESPN	1:00 p.m.
N20	La.-Lafayette	SECN+	7:00 p.m.
N26	1-vs. Xavier	ESPN2	Noon
N27	1-Wichita St./Southern Cal		TBD
N29	1-AdvoCare Invitational		TBD
D4	at Southern Miss	Fox Sports 1	8:00 p.m.
D13	at Clemson	ESPNU	6:00 p.m.
D16	Winthrop	SEC Network	9:00 p.m.
D21	2-vs. Oregon	ESPNU	9:00 p.m.
D29	Jacksonville St.	SECN+	7:00 p.m.
J2	Norfolk St.	SEC Network	2:00 p.m.
J7	*at Ole Miss	ESPNU	9:00 p.m.
J9	*Kentucky	SEC Network	6:00 p.m.
J13	*South Carolina	SEC Network	9:00 p.m.
J16	*at Vanderbilt	SEC Network	6:00 p.m.
J19	*at Auburn	SEC Network	9:00 p.m.
J23	*LSU	ESPNU	2:00 p.m.
J26	*Tennessee	SEC Network	9:00 p.m.
J30	*at South Carolina	SEC Network	6:00 p.m.
F2	*at Mississippi State	SEC Network	9:00 p.m.
F6	*Missouri	SEC Network	3:00 p.m.
F10	*Texas A&M	SEC Network	7:00 p.m.
F13	*at Florida	SEC Network	5:30 p.m.
F17	*at LSU	SEC Network	9:00 p.m.
F20	*Mississippi State	SEC Network	2:30 p.m.
F23	*at Kentucky	ESPN/U/SEC Net	7:00 p.m.
F27	*Auburn	SEC Network	5:00 p.m.
M2	*Arkansas	SEC Network	9:00 p.m.
M5	*at Georgia	ESPN/2	4:00 p.m.

All Times Eastern; *SEC Game; 1-AdvoCare Invitational (Lake Buena Vista, FL); 2-at Birmingham, AL

MIKE ANDERSON

HOMETOWN: Birmingham, Ala.
ALMA MATER: Tulsa (1982)
BORN: December 12, 1959
CAREER RECORD: 286-146 (.662) / 14 seasons
RECORD AT ARKANSAS: 86-48 (.642) / 4 seasons

CAREER RECORD

Year	School	All	Conf.	Place	Postseason
2003	UAB	21-13	8-8	t2nd	NIT (2-1)
2004	UAB	22-10	12-4	t1st	NCAA (2-1)
2005	UAB	22-11	10-6	t4th	NCAA (1-1)
2006	UAB	24-7	12-2	2nd	NCAA (0-1)
2007	Missouri	18-12	7-9	6th	
2008	Missouri	16-16	6-10	10th	
2009	Missouri	31-7	12-4	3rd	NCAA (3-1)
2010	Missouri	23-11	10-6	5th	NCAA (1-1)
2011	Missouri	23-11	8-8	t5th	NCAA (0-1)
2012	Arkansas	18-14	6-10	9th	
2013	Arkansas	19-13	10-8	7th	
2014	Arkansas	22-12	10-8	5th	NIT (1-1)
2015	Arkansas	27-9	13-5	2nd	NCAA (1-1)

2015-16 ROSTER

No	Name	Pos.	Ht.	Wt.	Cl.	Hometown
1	Trey Thompson	F	6-9	260	Fr.	Madison, Ark. (Forrest City HS)
3	Dusty Hannahs	G	6-3	203	Jr.	Little Rock, Ark. (Texas Tech)
4	Jabril Durham	G	6-1	185	Sr.	DeSoto, Texas (Seminole State College)
5	Anthlon Bell	G	6-3	185	Sr.	Memphis, Tenn. (Bartlett HS)
13	Dustin Thomas	F	6-7	225	Jr.	Texarkana, Texas (Colorado)
15	Lorenzo Jenkins	G	6-7	210	Fr.	Naples, Fla. (First Baptist Academy)
21	Manuale Watkins	G	6-3	205	Jr.	Fayetteville, Ark. (Fayetteville HS)
24	Jimmy Whitt	G	6-4	173	Fr.	Columbia, Mo. (Hickman HS)
31	Anton Beard	G	6-0	195	So.	N. Little Rock, Ark. (North Little Rock HS)
33	Moses Kingsley	F	6-10	230	So.	Abuja, Nigeria (Huntington Prep)
50	Willy Kouassi	C	6-10	230	Sr.	Abidjan, Ivory Coast (Kennesaw State)
55	Keaton Miles	F	6-7	212	Sr.	Dallas, Texas (West Virginia)

2015-16 SCHEDULE

N5	SW Oklahoma St. (Exh.)		8:00 p.m.
N10	Delta St. (Exh.)		8:00 p.m.
N13	Southern U.	SECN+	8:00 p.m.
N18	1-Akron	SECN+	8:00 p.m.
N20	1-Charleston So.	SECN+	8:00 p.m.
N26	2-vs. Georgia Tech	ESPNU	2:00 p.m.
N27	2-vs. Villanova/Stanford		TBD
D1	Northwestern St.	SECN+	8:00 p.m.
D4	at Wake Forest	ESPN3	7:00 p.m.
D8	Evansville	SEC Network	9:00 p.m.
D12	Tennessee Tech	SEC Network	8:00 p.m.
D19	3-vs. Mercer		8:00 p.m.
D22	North Florida	SECN+	8:00 p.m.
D30	at Dayton	CBS Sports Net	8:00 p.m.
J2	*at Texas A&M	SEC Network	4:30 p.m.
J5	*Vanderbilt	SEC Network	9:00 p.m.
J9	*Mississippi State	SEC Network	3:30 p.m.
J12	*at Missouri	SEC Network	9:00 p.m.
J16	*at LSU	SEC Network	8:30 p.m.
J21	*Kentucky	ESPN/2	7:00 p.m.
J23	*at Georgia	SEC Network	6:00 p.m.
J27	*Texas A&M	ESPN2/U	7/7:30 p.m.
J30	4-Texas Tech	ESPNU	4:00 p.m.
F3	*at Florida	SEC Network	7:00 p.m.
F6	*Tennessee	SEC Network	8:00 p.m.
F9	*at Mississippi State	SEC Network	9:00 p.m.
F13	*at Ole Miss	ESPNU	2:00 p.m.
F17	*Auburn	SEC Network	7:00 p.m.
F20	*Missouri	SEC Network	7:30 p.m.
F23	*LSU	ESPN/U/SEC Net	7:00 p.m.
F27	*at Tennessee	SEC Network	7:30 p.m.
M2	*at Alabama	SEC Network	9:00 p.m.
M5	*South Carolina	SEC Network	5:00 p.m.

All Times Eastern; *SEC Game; 1-NIT Season Tip-Off (Fayetteville, AR); 2-NIT Season Tip-Off (Brooklyn, NY); 3-at North Little Rock, AR; 4-Big 12/SEC Challenge

QUICK FACTS

LOCATION: Fayetteville, Ark.
FOUNDED: 1871
ENROLLMENT: 26,300
INTERIM CHANCELLOR: Dr. Dan Ferritor (Rockhurst, 1962)
FACULTY REPRESENTATIVE: Dr. Sharon Hunt (Arkansas, 1973)
ATHLETIC DIRECTOR: Jeff Long (Ohio Wesleyan, 1982)
NICKNAME: Razorbacks
COLORS: Cardinal & White
ARENA: Bud Walton Arena (19,200)

TEAM INFORMATION

HEAD COACH: Mike Anderson (Tulsa, 1982)
ASSOCIATE HEAD COACH: Melvin Watkins (UNC-Charlotte, 1977)
ASSISTANTS: TJ Cleveland (Arkansas, 2002)
Matt Zimmerman (Arkansas, 1990)
BASKETBALL SECRETARY: Terry Mercer
BASKETBALL OFFICE PHONE: (479) 575-6389
2014-15 OVERALL RECORD (FINISH): 27-9, 13-5 (2nd)
LETTERMEN RETURNING/LOST: 7/6
STARTERS RETURNING/LOST: 1/4

MEDIA SERVICES

BASKETBALL SID: David Beall
OFFICE PHONE: (479) 575-3114
E-MAIL: jdb048@uark.edu
PRESS ROW PHONE: (479) 575-6622
INTERNET ADDRESS: www.ArkansasRazorbacks.com

TEAM HISTORY

ALL-TIME RECORD: 1605-899 (.641)
SEC RECORD: 204-186 (.523)
SEC TOURNAMENT RECORD: 22-23 (.489)
SEC CHAMPIONSHIPS: 2 (1992, 94)
SEC DIVISIONAL CHAMPIONSHIPS: 4 (1992, 93, 94, 95t)
SEC TOURNAMENT CHAMPIONSHIPS: 1 (2000)
NCAA APPEARANCES: 30# (1941, 45, 49, 58, 77, 78, 79, 80, 81, 82, 83, 84, 85, 88, 89, 90, 91, 92, 93, 94, 95, 96, 98, 99, 00, 01, 06, 07, 08, 15)
NCAA RECORD: 41-30 (.578)
NIT APPEARANCES: 3 (1987, 97, 14)
NIT RECORD: 5-4 (.555)

#Arkansas received a bid to the 1944 NCAA Tournament but was unable to participate due to a car accident. Total number of NCAA bids is 31

QUICK FACTS

LOCATION: Auburn, Ala.
FOUNDED: 1856
ENROLLMENT: 25,912
PRESIDENT: Dr. Jay Gogue (Auburn, 1969)
FACULTY REPRESENTATIVE: Mary Boudreaux (LSU, 1979)
ATHLETIC DIRECTOR: Jay Jacobs (Auburn, 1985)
NICKNAME: Tigers
COLORS: Burnt Orange & Navy Blue
ARENA: Auburn Arena (9,121)

TEAM INFORMATION

HEAD COACH: Bruce Pearl (Boston College, 1982)
ASSOCIATE HEAD COACH: Chuck Person
ASSISTANTS: Harris Adler (Philadelphia College of Pharmacy and Science, 1998)
Todd Golden (Saint Mary's, 2007)
BASKETBALL SECRETARY: Bridget Graba
BASKETBALL OFFICE PHONE: (334) 844-9760
2014-15 OVERALL RECORD (FINISH): 15-20, 4-14 (13th)
LETTERMEN RETURNING/LOST: 8/7
STARTERS RETURNING/LOST: 3/3

MEDIA SERVICES

BASKETBALL SID: Chuck Gallina
OFFICE PHONE: (334) 844-9800
E-MAIL: gallica@auburn.edu
PRESS ROW PHONE: (334) 844-1933/1935
INTERNET ADDRESS: www.auburntigers.com

TEAM HISTORY

ALL-TIME RECORD: 1282-1154-1 (.526)
SEC RECORD: 574-706 (.448)
SEC TOURNAMENT RECORD: 30-52 (.366)
SEC CHAMPIONSHIPS: 2 (1960, 99)
SEC DIVISIONAL CHAMPIONSHIPS: 1 (1999)
SEC TOURNAMENT CHAMPIONSHIPS: 1 (1985)
NCAA APPEARANCES: 8 (1984, 85, 86, 87, 88, 99, 00, 03)
NCAA RECORD: 12-8 (.600)
NIT APPEARANCES: 6 (1993, 95, 96, 98, 01, 09)
NIT RECORD: 4-6 (.400)

BRUCE PEARL

HOMETOWN: Boston, Mass.
ALMA MATER: Boston College, 1982
BORN: March 18, 1960
CAREER RECORD: 477-165 (.743) / 20 seasons
RECORD AT AUBURN: 15-20 (.429) / 1 season

CAREER RECORD

Year	School	All	Conf.	Place	Postseason
1993	Southern Indiana	22-7	14-4	2nd	*NCAA (1-1)
1994	Southern Indiana	28-4	16-2	1st	*NCAA (4-1)
1995	Southern Indiana	29-4	15-3	3rd	*NCAA (6-0)
1996	Southern Indiana	25-4	18-2	1st	*NCAA (1-1)
1997	Southern Indiana	23-5	16-4	t1st	*NCAA (0-1)
1998	Southern Indiana	27-6	14-5	3rd	*NCAA (1-1)
1999	Southern Indiana	26-6	18-4	2nd	*NCAA (2-1)
2000	Southern Indiana	25-6	17-3	2nd	*NCAA (1-1)
2001	Southern Indiana	26-4	18-2	1st	*NCAA (0-1)
2002	UW-Milwaukee	16-13	11-5	3rd	
2003	UW-Milwaukee	24-8	13-3	2nd	NCAA (0-1)
2004	UW-Milwaukee	20-11	13-3	1st	NIT (1-1)
2005	UW-Milwaukee	26-6	14-2	1st	NCAA (2-1)
2006	Tennessee	22-8	12-4	1st E	NCAA (1-1)
2007	Tennessee	24-11	10-6	t2nd E	NCAA (2-1)
2008	Tennessee	31-5	14-2	1st	NCAA (2-1)
2009	Tennessee	21-13	10-6	t1st E	NCAA (0-1)
2010	Tennessee	28-9	11-5	3rd E	NCAA (3-1)
2011	Tennessee	19-15	8-8	5th E	NCAA (0-1)
2015	Auburn	15-20	4-14	13th	

2015-16 ROSTER

No	Name	Pos.	Ht.	Wt.	Cl.	Hometown
0	Horace Spencer	F	6-9	220	Fr.	Philadelphia, Pa. (Findlay Prep)
1	Kareem Canty	G	6-1	185	Jr.	Harlem, N.Y. (Marshall University)
2	Bryce Brown	G	6-3	195	Fr.	Stone Mountain, Ga. (Tucker)
4	T.J. Dunans	G	6-5	174	Jr.	Atlanta, Ga. (Columbia State CC)
5	Cinmeon Bowers	F	6-7	250	Sr.	Racine, Wis. (Chipola College)
12	Tyler Harris	F	6-10	228	Gr.	Dix Hills, N.Y. (Providence)
13	Tahj Shamsid-Deen	G	5-9	175	Jr.	Decatur, Ga. (Columbia)
20	Jonathan Walker	G	6-3	197	Sr.	Madison, Ala. (Sparkman)
21	Patrick Keim	G	6-0	186	So.	Birmingham, Ala. (Mountain Brook)
22	Zach Allison	G	6-2	166	Fr.	Pelham, Ala. (Pelham)
23	TJ Lang	G	6-7	200	So.	Mobile, Ala. (McGill-Toolen)
25	Jordon Granger	F	6-8	220	Sr.	St. Louis, Mo. (McCluer North)
31	Devin Waddell	G/F	6-5	225	Jr.	Greensboro, N.C. (Hargrave Military Acad.)
41	Cole Blackstock	G	6-9	253	Fr.	Killen, Ala. (Brooks)
42	Cole Stockton	G	6-4	195	Sr.	Auburn, Ala. (Shelton State CC)
44	New Williams	G	6-2	170	Fr.	Santa Monica, Calif. (Santa Monica)
50	Trayvon Reed	C	7-2	245	So.	Mobile, Ala. (Life Center Academy)

2015-16 SCHEDULE

O30	Brevard College (Exh.)		8:00 p.m.
N5	Indianapolis (Exh.)		8:00 p.m.
N13	UAB		9:30 p.m.
N17	Colorado	ESPN	3:00 p.m.
N20	Ga. Southern		TBD
N27	Northwestern St.	SEC Network	8:30 p.m.
D2	at Coastal Caro.	Big South Network	7:00 p.m.
D12	1-vs. Middle Tenn.		1:00 p.m.
D15	Mercer	SEC Network	9:00 p.m.
D19	at Xavier	Fox Sports 1	Noon
D22	2-vs. New Mexico	ESPNU	2:30 p.m.
D23	2-BYU/Harvard		TBD
D25	2-Diamond Head Classic		TBD
J2	*Tennessee	CBS Sports	2:00 p.m.
J5	*South Carolina	SEC Network	7:00 p.m.
J9	*at Missouri	ESPN2	9:00 p.m.
J12	*at Vanderbilt	ESPNU	9:00 p.m.
J16	*Kentucky	ESPN/2	4:00 p.m.
J19	*Alabama	SEC Network	9:00 p.m.
J23	*at Florida	SEC Network	8:00 p.m.
J27	*at Ole Miss	SEC Network	7:00 p.m.
J30	3-Oklahoma St.	ESPN2	8:00 p.m.
F2	*LSU	ESPN/U/SEC Net	7:00 p.m.
F6	*at Georgia	SEC Network	5:30 p.m.
F9	*at Tennessee	SEC Network	7:00 p.m.
F13	*Vanderbilt	ESPN/2	6:00 p.m.
F17	*at Arkansas	SEC Network	7:00 p.m.
F20	*Ole Miss	SEC Network	5:00 p.m.
F24	*Georgia	SEC Network	7:00 p.m.
F27	*at Alabama	SEC Network	5:00 p.m.
M1	*Texas A&M	ESPNU	9:00 p.m.
M5	*at Mississippi State	SEC Network	2:30 p.m.

All Times Eastern; *SEC Game; 1-at Nashville, TN; 2-Diamond Head Classic (Honolulu, HI); 3-Big 12/SEC Challenge

MIKE WHITE

HOMETOWN: Dunedin, Fla.
ALMA MATER: Ole Miss (1999)
BORN: March 2, 1977
CAREER RECORD: 101-40 (.716) / 4 seasons
RECORD AT FLORIDA: First season

CAREER RECORD

Year	School	All	Conf.	Place	Postseason
2012	Louisana Tech	18-16	6-8	t5th	
2013	Louisana Tech	27-7	16-2	t1st	NIT (1-1)
2014	Louisana Tech	29-8	13-3	t1st	NIT (2-1)
2015	Louisana Tech	27-9	15-3	1st	NIT (2-1)

2015-16 ROSTER

No	Name	Pos.	Ht.	Wt.	Cl.	Hometown
0	Kasey Hill	G	6-1	180	Jr.	Umatilla, Fla. (Montverde Academy)
1	DeVon Walker	G/F	6-6	203	Jr.	Winter Haven, Fla. (Winter Haven HS)
2	Brandone Francis-Ramirez	G	6-5	205	Fr.	La Romana, D.R. (Arlington Country Day)
3	Devin Robinson	F	6-8	195	So.	Chesterfield, Va. (Christchurch School)
4	KeVaughn Allen	G	6-2	183	Fr.	Little Rock, Ark. (North Little Rock HS)
5	Alex Murphy	F	6-8	225	Sr.	Wakefield, R.I. (Duke)
10	Dorian Finney-Smith	F	6-8	220	Sr.	Portsmouth, Va. (Virginia Tech)
11	Chris Chiozza	G	6-0	175	So.	Memphis, Tenn. (White Station HS)
12	Zach Hodskins	G	6-4	203	So.	Alpharetta, Ga. (Milton HS)
13	Kevarrius Hayes	F	6-9	210	Fr.	Live Oak, Fla. (Suwanee HS)
14	Lexx Edwards	G	6-2	220	Sr.	Orlando, Fla. (Jones HS)
15	John Egbunu	C	6-1	255	So.	Bauchi, Nigeria (USF)
20	Jhonny Victor	G	6-4	178	Fr.	Orlando, Fla. (Celebration HS)
23	Keith Stone	F	6-8	233	Fr.	Deerfield Beach, Fla. (Zion Lutheran HS)
24	Justin Leon	F	6-8	196	Jr.	Conway, Ark. (Shawnee (Ill.) C.C.)
32	Schuyler Rimmer	F/C	6-10	245	Jr.	Orlando, Fla. (Stanford)

2015-16 SCHEDULE

N5	Palm Beach Atlantic (Exh.)	SECN+	7:00 p.m.
N13	1-at Navy	CBS Sports Net	9:30 p.m.
N16	2-N.C. A&T	SECN+	8:00 p.m.
N21	3-vs. Saint Joseph's	ESPN3	2:30 p.m.
N22	3-vs. Purdue/Old Dominion		TBD
N25	2-Vermont	SEC Network	3:00 p.m.
N27	FGCU	SEC Network	6:30 p.m.
D1	Richmond	SEC Network	7:00 p.m.
D8	at Miami (FL)	ESPN2	7:00 p.m.
D12	at Michigan St.	ESPN2	6:00 p.m.
D19	4-vs. Oklahoma St.	Fox Sports 1	8:00 p.m.
D22	Jacksonville	SECN+	7:30 p.m.
D29	Florida St.	ESPN2	7:00 p.m.
J2	*Georgia	ESPNU	8:00 p.m.
J6	*at Tennessee	ESPN2	7:00 p.m.
J9	*LSU	CBS Sports	1:30/4:30 p.m.
J12	*at Texas A&M	ESPN/SEC Net	7:00 p.m.
J16	*at Ole Miss	ESPN2	8:00 p.m.
J19	*Mississippi State	ESPNU	7:00 p.m.
J23	*Auburn	SEC Network	8:00 p.m.
J26	*at Vanderbilt	ESPN/U	9:00 p.m.
J30	5-West Virginia	ESPN/2	Noon
F3	*Arkansas	SEC Network	7:00 p.m.
F6	*at Kentucky	CBS Sports	4:00 p.m.
F9	*Ole Miss	ESPN/U	9:00 p.m.
F13	*Alabama	SEC Network	5:30 p.m.
F16	*at Georgia	ESPN/U	9:00 p.m.
F20	*at South Carolina	SEC Network	Noon
F23	*Vanderbilt	ESPN/U/SEC Net	7:00 p.m.
F27	*at LSU	ESPN/2	TBD
M1	*Kentucky	ESPN	7:00 p.m.
M5	*at Missouri	SEC Network	7:30 p.m.

All Times Eastern; *SEC Game; 1-CBS College Sports Military Classic; 2-Hall of Fame Tip-Off (Gainesville, FL); 3-Hall of Fame Tip-Off (Uncasville, CT); 4-Orange Bowl Classic (Sunrise, FL); 5-Big 12/SEC Challenge

QUICK FACTS

LOCATION: Gainesville, Fla.
FOUNDED: 1853
ENROLLMENT: 49,042
PRESIDENT: Dr. Kent Fuchs (Duke, 1977)
FACULTY REPRESENTATIVE: Michael Sagas (Utah, 1996)
ATHLETIC DIRECTOR: Jeremy Foley (Hobart College, 1974)
NICKNAME: Gators
COLORS: Orange & Blue
ARENA: Stephen C. O'Connell Center (11,548)

TEAM INFORMATION

HEAD COACH: Mike White (Ole Miss, 2000)
ASSISTANTS: Dusty May (Indiana, 2000)
Jordan Mincy (Kent State, 2009)
Darris Nichols (West Virginia, 2008)
BASKETBALL SECRETARY: Tracy Pfaff
BASKETBALL OFFICE PHONE: (352) 375-4683 ext. 4285
2014-15 OVERALL RECORD (FINISH): 16-17, 8-10 (t8th)
LETTERMEN RETURNING/LOST: 7/5
STARTERS RETURNING/LOST: 2/3

MEDIA SERVICES

BASKETBALL SID: Denver Parler
OFFICE PHONE: (352) 375-4683 x 6135
E-MAIL: DenverP@gators.ufl.edu
PRESS ROW PHONE: (352) 371-0281
INTERNET ADDRESS: www.gatorzone.com

TEAM HISTORY

ALL-TIME RECORD: 1346-1060 (.559)
SEC RECORD: 598-623 (.490)
SEC TOURNAMENT RECORD: 42-46 (.477)
SEC CHAMPIONSHIPS: 6 (1989, 00t, 01t, 07, 11, 13, 14)
SEC DIVISIONAL CHAMPIONSHIPS: 5 (1994t, 00t, 01t, 02t, 07, 11)
SEC TOURNAMENT CHAMPIONSHIPS: 4 (2005, 06, 07, 14)
NCAA APPEARANCES: 17# (1987#, 88#, 89, 94, 95, 99, 00, 01, 02, 03, 04, 05, 06, 07, 10, 11, 12, 13, 14)
NCAA RECORD: 39-15# (.722)
NIT APPEARANCES: 9 (1969, 84, 85, 86, 92, 93, 98, 08, 09)
NIT RECORD: 11-11 (.500)

#On-the-court records: 1349-1062 (all-time); 42-17 (NCAA Tournament in 19 appearances). 1987 (2-1) and 1988 (1-1) NCAA participation was vacated.

QUICK FACTS

LOCATION: Athens, Ga.
FOUNDED: 1785
ENROLLMENT: 34,180
PRESIDENT: Jere W. Morehead (Georgia, JD, 1980)
FACULTY REPRESENTATIVE: Prof. David Shipley (Oberlin, 1972)
ATHLETIC DIRECTOR: Greg McGarity (Georgia, 1976)
NICKNAME: Bulldogs
COLORS: Red & Black
ARENA: Stegeman Coliseum (10,523)

TEAM INFORMATION

HEAD COACH: Mark Fox (Eastern New Mexico, 1991)
ASSOCIATE HEAD COACH: Philip Pearson (Alabama, 1993)
ASSISTANTS: Jonas Hayes (Georgia, 2004)
Yasir Rosemond (Oregon, 2003)
BASKETBALL SECRETARY: Pam Gauld
BASKETBALL OFFICE PHONE: (706) 542-1432
2014-15 OVERALL RECORD (FINISH): 21-12, 11-7 (t3rd)
LETTERMEN RETURNING/LOST: 9/5
STARTERS RETURNING/LOST: 3/2

MEDIA SERVICES

BASKETBALL SID: Mike Mobley
OFFICE PHONE: (706) 542-9021
E-MAIL: mmobley@sports.uga.edu
PRESS ROW PHONE: (706) 542-8052
INTERNET ADDRESS: www.georgiadogs.com

TEAM HISTORY

ALL-TIME RECORD: 1324-1244 (.516)
SEC RECORD: 521-745 (.412)
SEC TOURNAMENT RECORD: 42-53 (.432)
SEC CHAMPIONSHIPS: 1 (1990)
SEC DIVISIONAL CHAMPIONSHIPS: 1 (2002t)
SEC TOURNAMENT CHAMPIONSHIPS: 2 (1983, 08)
NCAA APPEARANCES: 10# (1983, 85#, 87, 90, 91, 96, 97, 01, 02#, 08, 11, 15)
NCAA RECORD: 5-10# (.333)
NIT APPEARANCES: 12 (81, 82, 84, 86, 88, 93, 95, 98, 99, 04, 07, 14)
NIT RECORD: 12-12 (.500)

#On-the-court records:1355-1246 (all-time); 7-12 (NCAA Tournament in 12 appearances. 1985 NCAA participation (1-1) and 2002 NCAA participation (1-1) were vacated.

MARK FOX

HOMETOWN: Garden City, Kan.
ALMA MATER: Eastern New Mexico (1991)
BORN: January 13, 1969
CAREER RECORD: 229-132 (.634) / 11 seasons
RECORD AT GEORGIA: 106-89 (.543) / 6 seasons

CAREER RECORD

Year	School	All	Conf.	Place	Postseason
2005	Nevada	25-7	16-2	1st	NCAA (1-1)
2006	Nevada	27-6	13-3	1st	NCAA (0-1)
2007	Nevada	29-5	14-2	1st	NCAA (1-1)
2008	Nevada	21-12	12-4	t1st	CBI (0-1)
2009	Nevada	21-13	11-5	2nd	CBI (0-1)
2010	Georgia	14-17	5-11	6th E	
2011	Georgia	21-12	9-7	t3rd E	NCAA (0-1)
2012	Georgia	15-17	5-11	t10th	
2013	Georgia	15-17	9-9	t8th	
2014	Georgia	20-14	12-6	t2nd	NIT (1-1)
2015	Georgia	21-12	11-7	t3rd	NCAA (0-1)

2015-16 ROSTER

No	Name	Pos.	Ht.	Wt.	Cl.	Hometown
0	William Jackson II	G	6-4	185	Fr.	Athens, Ga. (Athens Christian School)
1	Yante Maten	F	6-8	240	So.	Pontiac, Mich. (Bloomfield Hills HS)
3	Juwan Parker	G	6-4	205	Jr.	Tulsa, Okla. (Booker T. Washington HS)
4	Charles Mann	G	6-5	215	Sr.	Alpharetta, Ga. (Milton HS)
12	Kenny Gaines	G	6-3	205	Sr.	Atlanta, Ga. (Whitefield Academy)
13	E'Torrion Wilridge	F	6-6	215	Fr.	Beaumont, Texas (Central Medical Magnet HS)
14	Brandon Young	G	5-10	160	Jr.	Atlanta, Ga. (Marist School)
15	Osahen Iduwe	F	6-10	245	So.	Benin City, Nigeria (St. Johns NW Military Acad.)
24	Houston Kessler	F	6-8	225	Jr.	Newnan, Ga. (Landmark Christian School)
25	Kenny Paul Geno	F	6-6	210	Jr.	Booneville, Miss. (Booneville HS)
30	J.J. Frazier	G	5-10	155	Jr.	Glennville, Ga. (Faith Baptist Christian Acad.)
32	Mike Edwards	F	6-9	225	Fr.	Westland, Mich. (John Glenn HS)
33	Connor O'Neill	F	6-6	220	Fr.	Roswell, Ga. (Tilton (N.H.) School)
34	Derek Ogbeide	F	6-8	250	Fr.	Atlanta, Ga. (Pebblebrook HS)

2015-16 SCHEDULE

N6	Armstrong Atlantic (Exh.)	SECN+	7:00 p.m.
N13	Chattanooga	SECN+	7:00 p.m.
N20	Murray St.	SECN+	7:00 p.m.
N25	High Point	ESPNU	5:00 p.m.
N28	at Seton Hall	Fox Sports 1	7:30 p.m.
D1	Oakland	SECN+	7:00 p.m.
D4	Kansas St.	SEC Network	7:00 p.m.
D8	Winthrop	SEC Network	7:00 p.m.
D19	Georgia Tech	SEC Network	Noon
D22	Clemson	SEC Network	6:00 p.m.
D29	Robert Morris	SEC Network	6:00 p.m.
J2	*at Florida	ESPNU	8:00 p.m.
J6	*Missouri	SEC Network	6:30 p.m.
J9	*at Ole Miss	SEC Network	8:30 p.m.
J13	*Tennessee	SEC Network	7:00 p.m.
J16	*Texas A&M	ESPNU	2:00 p.m.
J20	*at Missouri	SEC Network	7:00 p.m.
J23	*Arkansas	SEC Network	6:00 p.m.
J26	*at LSU	ESPN/U	9:00 p.m.
J30	1-at Baylor	ESPN2	6:00 p.m.
F2	*South Carolina	ESPN/U/SEC Net	7:00 p.m.
F6	*Auburn	SEC Network	5:30 p.m.
F9	*at Kentucky	ESPN/U	9:00 p.m.
F13	*at Mississippi State	SEC Network	8:00 p.m.
F16	*Florida	ESPN/U	9:00 p.m.
F20	*at Vanderbilt	ESPN/2	Noon
F24	*at Auburn	SEC Network	7:00 p.m.
F27	*Ole Miss	SEC Network	Noon
M3	*at South Carolina	ESPN/2	7:00 p.m.
M5	*Alabama	ESPN/2	4:00 p.m.

All Times Eastern; *SEC Game; 1-Big 12/SEC Challenge

JOHN CALIPARI

HOMETOWN: Moon Township, Pa.
ALMA MATER: Clarion (1982)
BORN: February 10, 1959
CAREER RECORD: 593-176 (.771) / 23 seasons
RECORD AT KENTUCKY: 190-38 (.833) / 6 seasons

CAREER RECORD

Year	School	All	Conf.	Place	Postseason
1989	UMass	10-18	5-13	8th	
1990	UMass	17-14	10-8	6th	NIT (0-1)
1991	UMass	20-13	10-8	t4th	NIT (3-2)
1992	UMass	30-5	13-3	1st	NCAA (2-1)
1993	UMass	24-7	11-3	1st	NCAA (1-1)
1994	UMass	28-7	14-2	1st	NCAA (1-1)
1995	UMass	29-5	13-3	1st	NCAA (3-1)
1996	UMass	^31-2	15-1	1st	NCAA (4-1)
1997	New Jersey (NBA)	26-56			
1998	New Jersey (NBA)	43-39			NBA Playoffs
1999	New Jersey (NBA)	3-17			
2001	Memphis	21-15	10-6	2nd	NIT (4-1)
2002	Memphis	27-9	12-4	1st	NIT (5-0)
2003	Memphis	23-7	13-3	1st	NCAA (0-1)
2004	Memphis	22-8	12-4	t1st	NCAA (1-1)
2005	Memphis	22-16	9-7	t6th	NIT (3-1)
2006	Memphis	33-4	13-1	1st	NCAA (3-1)
2007	Memphis	33-4	16-0	1st	NCAA (3-1)
2008	Memphis	^0-1	16-0	1st	NCAA (5-1)
2009	Memphis	33-4	16-0	1st	NCAA (2-1)
2010	Kentucky	35-3	14-2	1st E	NCAA (3-1)
2011	Kentucky	29-9	10-6	2nd E	NCAA (4-1)
2012	Kentucky	38-2	16-0	1st	NCAA (6-0)
2013	Kentucky	21-12	12-6	t2nd	NIT (0-1)
2014	Kentucky	29-11	12-6	t2nd	NCAA (5-1)
2015	Kentucky	38-1	18-0	1st	NCAA (4-1)

2015-16 ROSTER

No	Name	Pos.	Ht.	Wt.	Cl.	Hometown
00	Marcus Lee	F	6-9	224	Jr.	Antioch, Calif. (Deer Valley)
1	Skal Labissiere	F	6-11	225	Fr.	Port-au-Prince, Haiti (Lausanne Collegiate)
3	Tyler Ulis	G	5-9	160	So.	Lima, Ohio (Marian Catholic)
4	Charles Matthews	G	6-6	189	Fr.	Chicago (Saint Rita)
10	Jonny David	G	6-2	175	Fr.	Pittsburgh (Mt. Lebanon)
11	Mychal Mulder	G	6-4	185	Jr.	Windsor, Ontario (Vincennes University)
13	Isaiah Briscoe	G	6-3	202	Fr.	Union, N.J. (Roselle Catholic)
15	Isaac Humphries	F	7-0	260	Fr.	Sydney, Australia (La Lumiere School)
22	Alex Poythress	F	6-8	230	Sr.	Clarksville, Tenn. (Northeast)
23	Jamal Murray	G	6-4	207	Fr.	Kitchener, Ontario (Athlete Institute)
24	EJ Floreal	G	6-4	203	Jr.	Palo Alto, Calif. (Dunbar)
25	Dominique Hawkins	G	6-0	190	Jr.	Richmond, Ky. (Madison Central)
32	Dillon Pulliam	G	6-3	180	So.	Cynthiana, Ky. (Transylvania University)
35	Derek Willis	F	6-9	220	Jr.	Mt. Washington, Ky. (Bullitt East)

2015-16 SCHEDULE

N2	Ottawa (Exh.)	SECN+	7:00 p.m.
N6	Kentucky St. (Exh.)	ESPNU	6:00 p.m.
N13	1-Albany (NY)	SEC Network	7:00 p.m.
N14	1-NJIT	SECN+	7:00 p.m.
N17	2-vs. Duke	ESPN	7:30 p.m.
N20	Wright St.	SEC Network	8:00 p.m.
N24	1-Boston U.	SEC Network	9:00 p.m.
N27	3-vs. South Fla.	ESPN	5:00 p.m.
N30	Illinois St.	ESPN2	7:00 p.m.
D3	at UCLA	ESPN	9:00 p.m.
D9	Eastern Ky.	ESPN2	7:00 p.m.
D12	Arizona St.	ESPN	3:15 p.m.
D19	4-vs. Ohio St.	CBS Sports	3:30 p.m.
D26	Louisville	CBS Sports	Noon
J2	*Ole Miss	SEC Network	7:00 p.m.
J5	*at LSU	ESPN	9:00 p.m.
J9	*at Alabama	SEC Network	6:00 p.m.
J12	*Mississippi State	ESPN/SEC Network	7:00 p.m.
J16	*at Auburn	ESPN/2	4:00 p.m.
J21	*at Arkansas	ESPN/2	7:00 p.m.
J23	*Vanderbilt	ESPN/2	TBD
J27	*Missouri	SEC Network	9:00 p.m.
J30	5-at Kansas	ESPN	2-7:00 p.m.
F2	*at Tennessee	ESPN/U/SEC Net	7:00 p.m.
F6	*Florida	CBS Sports	4:00 p.m.
F9	*Georgia	ESPN/U	9:00 p.m.
F13	*at South Carolina	ESPN/2	Noon
F18	*Tennessee	ESPN/2	7:00 p.m.
F20	*at Texas A&M	ESPN/2	TBD
F23	*Alabama	ESPN/U/SEC Net	7:00 p.m.
F27	*at Vanderbilt	CBS Sports	4:00 p.m.
M1	*at Florida	ESPN	7:00 p.m.
M5	*LSU	CBS Sports	2:00 p.m.

All Times Eastern; *SEC Game; 1-Naismith Hall of Fame Classic (Lexington, KY); 2-Champions Classic (Chicago, IL); 3-Naismith Hall of Fame Classic (Miami, FL); 4-CBS Sports Classic (Brooklyn, NY); 5-Big 12/SEC Challenge

QUICK FACTS

LOCATION: Lexington, Ky.
FOUNDED: 1865
ENROLLMENT: 30,000
PRESIDENT: Eli Capilouto (Alabama, 1971)
FACULTY REPRESENTATIVE: Joseph L. Fink III (Philadelphia College of Pharmacy and Science, 1970)
ATHLETIC DIRECTOR: Mitch Barnhart (Ottawa, 1981)
NICKNAME: Wildcats
COLORS: Blue & White
ARENA: Rupp Arena (23,000)

TEAM INFORMATION

HEAD COACH: John Calipari (Clarion, 1982)
ASSOCIATE HEAD COACH: Kenny Payne (Louisville, 1989)
ASSISTANTS: Tony Barbee (UMass, 1993)
John Robic (Denison, 1986)
BASKETBALL SECRETARY: Lunetha Pryor
BASKETBALL OFFICE PHONE: (859) 257-1916
2014-15 OVERALL RECORD (FINISH): 38-1, 18-0 (1st)
LETTERMEN RETURNING/LOST: 6/10
STARTERS RETURNING/LOST: 1/5

MEDIA SERVICES

BASKETBALL SID: Eric Lindsey
ASSISTANT BASKETBALL SID: Deb Moore
OFFICE PHONE: (859) 257-3838
E-MAIL: eric.lindsey@uky.edu / deb.moore@uky.edu
PRESS ROW PHONE: (859) 252-3602
INTERNET ADDRESS: www.ukathletics.com

TEAM HISTORY

ALL-TIME RECORD: 2178-673-1 (.763)
SEC RECORD: 943-263 (.782)
SEC TOURNAMENT RECORD: 124-25 (.832)
SEC CHAMPIONSHIPS: 46* (1933, 35t, 37, 39, 40, 41, 44, 45, 46, 47, 48, 49, 50, 51, 52, 54t, 55, 57, 58, 62t, 64, 66, 68, 69, 70, 71, 72t, 73, 75t, 77t, 78, 80, 82t, 83, 84, 86, 88*, 95, 96, 98, 00, 01, 03, 05, 10, 12, 15)
SEC DIVISIONAL CHAMPIONSHIPS: 11 (1992, 94t, 95, 96, 98, 00, 01, 02, 03, 04, 05, 10)
SEC TOURNAMENT CHAMPIONSHIPS: 28* (1933, 37, 39, 40, 42, 44, 45, 46, 47, 48, 49, 50, 52, 84, 86, 88*, 92, 93, 94, 95, 97, 98, 99, 01, 03, 04, 10, 11, 15)
NCAA APPEARANCES: 54# (1942, 45, 48, 49, 51, 52, 55, 56, 57, 58, 59, 61, 62, 64, 66, 68, 69, 70, 71, 72, 73, 75, 77, 78, 80, 81, 82, 83, 84, 85, 86, 87, 88#, 92, 93, 94, 95, 96, 97, 98, 99, 00, 01, 02, 03, 04, 05, 06, 07, 08, 10, 11, 12, 14, 15)
NCAA RECORD: 114-48# (.704)
NIT APPEARANCES: 9 (1944, 46, 47, 49, 50, 76, 79, 09, 13)
NIT RECORD: 13-7 (.650)

#On-the-court records: 2178-674-1 (all-time); 122-53 (NCAA Tournament in 53 appearances) as 1988 NCAA participation (2-1) was vacated. * 1988 SEC Championship and SEC Tournament Championship were vacated.

QUICK FACTS

LOCATION: Baton Rouge, La.
FOUNDED: 1860
ENROLLMENT: 28,771
CHANCELLOR: F. King Alexander (St. Lawrence, 1987)
FACULTY REPRESENTATIVE: Dr. Bill Demastes (California, 1977)
VICE CHANCELLOR/ATHLETIC DIRECTOR: Joe Alleva (Lehigh, 1975)
NICKNAME: Fighting Tigers
COLORS: Purple & Gold
ARENA: Pete Maravich Assembly Center (13,215)

TEAM INFORMATION

HEAD COACH: Johnny Jones (LSU, 1985)
ASSISTANT HEAD COACH: David Patrick (UL-Lafayette, '12)
ASSOCIATE COACH: Brendan Suhr (Montclair St., 1973)
ASSISTANT: Al Pinkins (NC State, 1998)
BASKETBALL SECRETARY: Brittany Carvalhido
BASKETBALL OFFICE PHONE: (225) 578-8217
2014-15 OVERALL RECORD (FINISH): 22-11, 11-7 (t3rd)
LETTERMEN RETURNING/LOST: 10/3
STARTERS RETURNING/LOST: 3/2

MEDIA SERVICES

BASKETBALL SID: C. Kent Lowe
OFFICE PHONE: (225) 578-8226
E-MAIL: clowe@lsu.edu
PRESS ROW PHONE: (225) 578-8226
INTERNET ADDRESS: www.LSUsports.net

TEAM HISTORY

ALL-TIME RECORD: 1485-1129 (.568)
SEC RECORD: 651-637 (.505)
SEC TOURNAMENT RECORD: 46-55 (.455)
SEC CHAMPIONSHIPS: 10 (1935t, 53, 54t, 79, 81, 85, 91t, 00t, 06, 09)
SEC DIVISIONAL CHAMPIONSHIPS: 4 (2000, 05, 06, 09)
SEC TOURNAMENT CHAMPIONSHIPS: 1 (1980)
NCAA APPEARANCES: 21 (1953, 54, 79, 80, 81, 84, 85, 86, 87, 88, 89, 90, 91, 92, 93, 00, 03, 05, 06, 09, 15)
NCAA RECORD: 24-24 (.500)
NIT APPEARANCES: 7 (1970, 82, 83, 02, 04, 12, 14)
NIT RECORD: 4-8 (.333)

JOHNNY JONES

HOMETOWN: DeRidder, La.
ALMA MATER: LSU (1985)
BORN: March 30, 1961
CAREER RECORD: 266-199 (.572) / 15 seasons
RECORD AT LSU: 61-37 (.622) / 3 seasons

CAREER RECORD

Year	School	All	Conf.	Place	Postseason
2000	Memphis	15-16	7-9	5th Nat'l	
2002	North Texas	15-14	8-7	4th W	
2003	North Texas	7-21	2-13	6th W	
2004	North Texas	13-15	8-7	3rd W	
2005	North Texas	14-14	6-9	t4 W	
2006	North Texas	14-14	6-9	t4 W	
2007	North Texas	23-11	10-8	3rd W	NCAA (0-1)
2008	North Texas	20-11	10-8	3rd W	
2009	North Texas	20-12	11-7	2nd W	
2010	North Texas	24-9	13-5	1st W	NCAA (0-1)
2011	North Texas	22-11	8-8	4th W	
2012	North Texas	18-13	9-7	4th W	
2013	LSU	19-12	9-9	t8th	
2014	LSU	20-14	9-9	t6th	NIT (1-1)
2015	LSU	22-11	11-7	t3rd	NCAA (0-1)

2015-16 ROSTER

No	Name	Pos.	Ht.	Wt.	Cl.	Hometown
0	Brandon Sampson	G	6-5	175	Fr.	Baton Rouge, La. (Madison Prep)
2	Antonio Blakeney	G	6-4	186	Fr.	Orlando, Fla. (Oak Ridge HS)
3	Elbert Robinson III	C	7-1	285	So.	Garland, Texas (Lakeview Centennial HS)
4	Keith Hornsby	G	6-4	210	Sr.	Williamsburg, Va. (UNC Asheville)
5	Josh Gray	G	6-1	176	Sr.	Lake Charles, La. (Odessa CC)
10	Henry Shortess	G	5-9	157	Jr.	Baton Rouge, La. (University HS)
15	Jalyn Patterson	G	6-1	185	So.	Alpharetta, Ga. (Montverde Academy)
20	Brian Bridgewater	F	6-5	270	Jr.	Baton Rouge, La. (Scotlandville HS)
21	Aaron Epps	F	6-9	220	So.	Ball, La. (Tioga HS)
22	Darcy Malone	C	7-0	246	Jr.	Canberra, Australia (ACT Academy of Sport)
25	Ben Simmons	F	6-10	225	Fr.	Melbourne, Australia (Montverde Academy)
32	Craig Victor	F	6-9	235	So.	New Orleans, La. (Arizona)
45	Brandon Eddlestone	F	6-8	245	Jr.	Slidell, La. (Northshore HS)
55	Tim Quarterman	G	6-6	190	Jr.	Savannah, Ga. (Johnson HS)

2015-16 SCHEDULE

N6	Southwest Baptist (Exh.)	SECN+	8:00 p.m.
N13	McNeese St.	ESPNU	9:00 p.m.
N16	1-Kennesaw St.	ESPNU	9:00 p.m.
N19	1-South Ala.	SEC Network	9:00 p.m.
N23	2-vs. Marquette	ESPN2	7:00 p.m.
N24	2-Arizona St./NC State		TBD
N30	at Col. of Charleston		7:00 p.m.
D2	North Fla.	SECN+	8:00 p.m.
D13	at Houston	ESPNU	8:00 p.m.
D16	Gardner-Webb	SEC Network	7:00 p.m.
D19	Oral Roberts	SEC Network	8:00 p.m.
D22	American	SEC Network	8:00 p.m.
D29	Wake Forest	SEC Network	8:00 p.m.
J2	*at Vanderbilt	ESPN2	9:00 p.m.
J5	*Kentucky	ESPN	9:00 p.m.
J9	*at Florida	CBS Sports	1:30/4:30 p.m.
J13	*Ole Miss	ESPN2	9:00 p.m.
J16	*Arkansas	SEC Network	8:30 p.m.
J19	*at Texas A&M	ESPN	9:00 p.m.
J23	*at Alabama	ESPNU	2:00 p.m.
J26	*Georgia	ESPN/U	9:00 p.m.
J30	3-Oklahoma	ESPN	2-7:00 p.m.
F2	*at Auburn	ESPN/U/SEC Net	7:00 p.m.
F6	*Mississippi State	ESPN2	6:00 p.m.
F10	*at South Carolina	ESPN2	7:00 p.m.
F13	*Texas A&M	CBS Sports	1:00 p.m.
F17	*Alabama	SEC Network	9:00 p.m.
F20	*at Tennessee	ESPNU	5:30 p.m.
F23	*at Arkansas	ESPN/U/SEC Net	7:00 p.m.
F27	*Florida	ESPN/2	TBD
M1	*Missouri	SEC Network	9:00 p.m.
M5	*at Kentucky	CBS Sports	2:00 p.m.

All Times Eastern; *SEC Game; 1-Legends Classic (Baton Rouge, LA); 2-Legends Classic (Brooklyn, NY); 3-Big 12/SEC Challenge

ANDY KENNEDY

HOMETOWN: Louisville, Miss.
ALMA MATER: UAB (1991)
BORN: March 13, 1968
CAREER RECORD: 212-127 (.625) / 10 seasons
RECORD AT OLE MISS: 192-114 (.627) / 9 seasons

CAREER RECORD

Year	School	All	Conf.	Place	Postseason
2006	Cincinnati	21-13	8-8	8th	NIT (2-1)
2007	Ole Miss	21-13	8-8	t1st W	NIT (1-1)
2008	Ole Miss	24-11	7-9	3rd W	NIT (3-1)
2009	Ole Miss	16-15	7-9	t4th W	
2010	Ole Miss	24-11	9-7	t1st W	NIT (3-1)
2011	Ole Miss	20-14	7-9	t3rd W	NIT (0-1)
2012	Ole Miss	20-14	8-8	t6th	NIT (0-1)
2013	Ole Miss	27-9	12-6	t2nd	NCAA (1-1)
2014	Ole Miss	19-14	9-9	t6th	
2015	Ole Miss	21-13	11-7	t3rd	NCAA (1-1)

2015-16 ROSTER

No	Name	Pos.	Ht.	Wt.	Cl.	Hometown
0	Deandre Burnett	G	6-2	194	So.	Miami Gardens, Fla. (Miami (Fla.))
1	Martavious Newby	G	6-3	210	Sr.	Memphis, Tenn. (Booker T. Washington HS)
2	J.T. Escobar	G	6-2	177	Fr.	Tallahassee, Fla. (Elev8 Prep (Fla.))
3	Terence Davis	G	6-4	190	Fr.	Southaven, Miss. (Southaven HS)
10	Sam Finley	G	6-2	179	Jr.	Corona, Calif. (Howard College)
11	Sebastian Saiz	F	6-9	233	Jr.	Madrid, Spain (Sunrise Christian Academy)
12	Tomasz Gielo	F	6-9	220	Sr.	Szczecin, Poland (Liberty)
13	Anthony Perez	F	6-9	205	Sr.	Cumana, Venezuela (Word Of Life)
14	Rasheed Brooks	G	6-5	192	Jr.	Mansfield, Ohio (SW Tennessee College)
15	Alex Shepard	G	6-3	178	Fr.	Madden, Miss. (Leake Academy)
20	Donte Fitzpatrick-Dorsey	G	6-4	190	Fr.	Memphis, Tenn. (Southwind HS)
21	Marcanvis Hymon	F	6-6	207	So.	Memphis, Tenn. (Whitehaven HS)
25	Terry Brutus	F	6-6	230	Jr.	Spring Valley, N.Y. (Massanutten Military Acad.)
42	Stefan Moody	G	5-10	179	Sr.	Kissimmee, Fla. (Kilgore)

2015-16 SCHEDULE

N5	Clayton State (Exh.)	SECN+	7:00 p.m.
N13	Northwestern St.	SECN+	7:00 p.m.
N16	Ga. Southern	SECN+	8:00 p.m.
N19	1-vs. George Mason	ESPN3	Noon
N20	1-vs. Oklahoma St./Towson		TBD
N22	1-Charleston Classic		TBD
N25	Georgia St.	SEC Network	5:00 p.m.
N28	at Bradley		2:00 p.m.
D5	2-vs. Massachussetts	NBC Sports Net	4:00 p.m.
D12	at SE Misouri St.		3:00 p.m.
D15	Louisiana Tech	SEC Network	7:00 p.m.
D18	at Memphis	ESPNEWS	8:00 p.m.
D22	Troy	SEC Network	4:00 p.m.
J2	*at Kentucky	SEC Network	7:00 p.m.
J7	*Alabama	ESPNU	9:00 p.m.
J9	*Georgia	SEC Network	8:30 p.m.
J13	*at LSU	ESPN2	9:00 p.m.
J16	*Florida	ESPN2	8:00 p.m.
J19	*South Carolina	SEC Network	7:00 p.m.
J23	*at Mississippi State	SEC Network	2:00 p.m.
J27	*Auburn	SEC Network	7:00 p.m.
J30	3-at Kansas St.	ESPNU	2:00 p.m.
F3	*at Missouri	SEC Network	9:00 p.m.
F6	*Vanderbilt	ESPNU	8:00 p.m.
F9	*at Florida	ESPN/U	9:00 p.m.
F13	*Arkansas	ESPNU	2:00 p.m.
F16	*at Texas A&M	ESPN/U	9:00 p.m.
F20	*at Auburn	SEC Network	5:00 p.m.
F23	*Missouri	SEC Network	9:00 p.m.
F27	*at Georgia	SEC Network	Noon
M2	*Mississippi State	SEC Network	7:00 p.m.
M5	*at Tennessee	SEC Network	Noon

All Times Eastern; *SEC Game; 1-Charleston Classic (Charleston, SC); 2-BHOF Holiday Classic (Springfield, MA)3-Big 12/SEC Challenge

QUICK FACTS

LOCATION: Oxford, Miss.
FOUNDED: 1848
ENROLLMENT: 23,838
INTERIM CHANCELLOR: Dr. Morris H. Stocks (Trevecca Christian, 1977)
FACULTY REPRESENTATIVE: Dr. Ron Rychlak (Wabash, 1980)
ATHLETIC DIRECTOR: Ross Bjork (Emporia State, 1995)
NICKNAME: Rebels
COLORS: Cardinal Red & Navy Blue
ARENA: C.M. "Tad" Smith Coliseum (9,061) / Pavilion at Ole Miss (9,500)

TEAM INFORMATION

HEAD COACH: Andy Kennedy (UAB, 1991)
ASSISTANTS: Bill Armstrong (UAB, 2001)
Tony Madlock (Memphis, 1991)
Todd Abernethy (Ole Miss, 2007)
BASKETBALL SECRETARY: Kara Hobson
BASKETBALL OFFICE PHONE: (662) 915-7534
2014-15 OVERALL RECORD (FINISH): 21-13, 11-7 (t3rd)
LETTERMEN RETURNING/LOST: 5/6
STARTERS RETURNING/LOST: 3/2

MEDIA SERVICES

BASKETBALL SID: Daniel Snowden
OFFICE PHONE: (662) 915-7509
E-MAIL: desnowde@olemiss.edu
PRESS ROW PHONE: (662) 236-1931
INTERNET ADDRESS: www.olemisssports.com

TEAM HISTORY

ALL-TIME RECORD: 1239-1255 (.497)
SEC RECORD: 487-794 (.380)
SEC TOURNAMENT RECORD: 30-51 (.370)
SEC CHAMPIONSHIPS: 0
SEC DIVISIONAL CHAMPIONSHIPS: 4 (1997, 98, 01, 07t, 10t)
SEC TOURNAMENT CHAMPIONSHIPS: 2 (1981, 13)
NCAA APPEARANCES: 8 (1981, 97, 98, 99, 01, 02, 13, 15)
NCAA RECORD: 5-8 (.385)
NIT APPEARANCES: 11 (1980, 82, 83, 87, 89, 00, 07, 08, 10, 11, 12)
NIT RECORD: 13-11 (.542)

QUICK FACTS

LOCATION: Starkville, Miss.
FOUNDED: 1878
ENROLLMENT: 20,484
PRESIDENT: Dr. Mark E. Keenum (Mississippi State, 1983)
FACULTY REPRESENTATIVE: Dr. Steven C. Turner (Mercer, 1975)
ATHLETIC DIRECTOR: Scott Stricklin (Mississippi State, 1992)
NICKNAME: Bulldogs
COLORS: Maroon & White
ARENA: Humphrey Coliseum (10,575)

TEAM INFORMATION

HEAD COACH: Ben Howland (Weber State, 1979)
ASSISTANTS: George Brooks (Mississippi State, 1997)
Korey McCray (Mercer, 2001)
Ernie Zeigler (Cleary College, 1994)
BASKETBALL SECRETARY: Suzanne Cook
BASKETBALL OFFICE PHONE: (662) 325-3800
2014-15 OVERALL RECORD (FINISH): 13-19, 6-12 (t11th)
LETTERMEN RETURNING/LOST: 7/6
STARTERS RETURNING/LOST: 4/1

MEDIA SERVICES

BASKETBALL SID: Gregg Ellis
OFFICE PHONE: (662) 325-3595
E-MAIL: gellis@athletics.msstate.edu
PRESS ROW PHONE: (662) 325-3776
INTERNET ADDRESS: www.hailstate.com

TEAM HISTORY

ALL-TIME RECORD: 1347-1142 (.541)
SEC RECORD: 564-738 (.433)
SEC TOURNAMENT RECORD: 29-52 (.358)
SEC CHAMPIONSHIPS: 6 (1959, 61, 62t, 63, 91t, 04)
SEC DIVISIONAL CHAMPIONSHIPS: 6 (1995t, 96, 03, 04, 07t, 08, 10t)
SEC TOURNAMENT CHAMPIONSHIPS: 3 (1996, 02, 09)
NCAA APPEARANCES: 10 (1963, 91, 95, 96, 02, 03, 04, 05, 08, 09)
NCAA RECORD: 11-10 (.523)
NIT APPEARANCES: 8 (1979, 90, 94, 99, 01, 07, 10, 12)
NIT RECORD: 7-8 (.467)

BEN HOWLAND

HOMETOWN: Santa Barbara, Calif.
ALMA MATER: Weber State (1979)
BORN: May 28, 1957
CAREER RECORD: 401-206 (.661) / 19 seasons
RECORD AT MISSISSIPPI STATE: First season

CAREER RECORD

Year	School	All	Conf.	Place	Postseason
1995	Northern Arizona	9-17	4-10	7th	
1996	Northern Arizona	7-19	3-11	7th	
1997	Northern Arizona	21-7	13-1	1st	NIT (0-1)
1998	Northern Arizona	21-8	12-2	1st	NCAA (0-1)
1999	Northern Arizona	21-8	12-4	2nd	
2000	Pittsburgh	12-15	5-11	11th	
2001	Pittsburgh	19-14	7-9	5th W	NIT (1-1)
2002	Pittsburgh	29-6	13-3	1st W	NCAA (2-1)
2003	Pittsburgh	28-5	13-3	t1st W	NCAA (2-1)
2004	UCLA	11-17	7-11	t7th	
2005	UCLA	18-11	11-7	t3rd	NCAA (0-1)
2006	UCLA	32-7	14-4	1st	NCAA (5-1)
2007	UCLA	30-6	15-3	1st	NCAA (4-1)
2008	UCLA	35-4	16-2	1st	NCAA (4-1)
2009	UCLA	26-9	13-5	2nd	NCAA (1-1)
2010	UCLA	14-18	8-10	t5th	
2011	UCLA	23-11	13-5	2nd	NCAA (1-1)
2012	UCLA	19-14	11-7	t5th	
2013	UCLA	25-10	13-5	1st	NCAA (0-1)

2015-16 ROSTER

No	Name	Pos.	Ht.	Wt.	Cl.	Hometown
1	Fred Thomas	G	6-5	206	Sr.	Jackson, Miss. (Jim Hill HS)
2	Demetrius Houston	F	6-7	210	So.	Montgomery, Ala. (G.W. Carver HS)
4	Johnny Zuppardo	F	6-9	235	Sr.	Bay St. Louis, Miss. (Jones Junior College)
11	Quinndary Weatherspoon	G	6-4	190	Fr.	Canton, Miss. (Velma Jackson HS)
13	Xavian Stapleton	G	6-6	190	So.	Flora, Miss. (Madison Central HS)
14	Malik Newman	G	6-3	178	Fr.	Jackson, Miss. (Callaway HS)
15	I.J. Ready	G	5-11	170	Jr.	Little Rock, Ark. (Parkview Magnet HS)
20	Gavin Ware	F	6-9	260	Sr.	Starkville, Miss. (Starkville HS)
22	Fallou Ndoye	F	6-11	222	So.	Senegal (Findley Prep)
23	Travis Daniels	G	6-8	219	Sr.	Tuscaloosa, Ala. (Shelton State)
32	Craig Sword	G	6-3	196	Sr.	Montgomery, Ala. (G.W. Carver HS)
35	Aric Holman	F	6-10	195	Fr.	Owensboro, Ky. (Owensboro HS)

2015-16 SCHEDULE

N6	Fort Valley St. (Exh.)		8:00 p.m.
N13	Eastern Washington	SEC Network	9:00 p.m.
N16	Southern U.		8:00 p.m.
N19	1-vs. Miami (FL)	ESPN2	5:00 p.m.
N20	1-vs. Texas Tech/Utah		TBD
N22	1-Puerto Rico Tip Off		TBD
N28	UT Martin		TBD
D2	Texas Southern	SEC Network	8:00 p.m.
D12	at UMKC	American Sports Net	5:00 p.m.
D16	at Florida St.	ESPN2	9:00 p.m.
D19	Tulane	SEC Network	4:00 p.m.
D23	2-vs. Northern Colo.	SEC Network	8:00 p.m.
J6	*Texas A&M	SEC Network	8:30 p.m.
J9	*at Arkansas	SEC Network	3:30 p.m.
J12	*at Kentucky	ESPN/SEC Network	7:00 p.m.
J16	*Tennessee	SEC Network	3:30 p.m.
J19	*at Florida	ESPNU	7:00 p.m.
J23	*Ole Miss	SEC Network	2:00 p.m.
J26	*at South Carolina	SEC Network	7:00 p.m.
J30	*at Missouri	SEC Network	8:30 p.m.
F2	*Alabama	SEC Network	9:00 p.m.
F6	*at LSU	ESPN2	6:00 p.m.
F9	*Arkansas	SEC Network	9:00 p.m.
F13	*Georgia	SEC Network	8:00 p.m.
F16	*Vanderbilt	SEC Network	9:00 p.m.
F20	*at Alabama	SEC Network	2:30 p.m.
F24	*at Texas A&M	ESPN2	7:00 p.m.
F27	*South Carolina	SEC Network	2:30 p.m.
M2	*at Ole Miss	SEC Network	7:00 p.m.
M5	*Auburn	SEC Network	2:30 p.m.

All Times Eastern; *SEC Game; 1-1-Puerto Rico Tip Off (San Juan, PR); 2-at Jackson, MS

KIM ANDERSON

HOMETOWN: Sedalia, Mo.
ALMA MATER: Missouri (1979)
BORN: May 12, 1955
CAREER RECORD: 283-118 (.706) / 13 seasons
RECORD AT MISSOURI: 9-23 (.281) / 1 season

CAREER RECORD

Year	School	All	Conf.	Place	Postseason
2003	Central Missouri	13-15	7-11	7th	
2004	Central Missouri	18-10	10-8	4th	
2005	Central Missouri	24-7	14-4	1st	NCAA (0-1)
2006	Central Missouri	24-8	11-5	2nd	NCAA (1-1)
2007	Central Missouri	31-4	15-3	1st	NCAA (4-1)
2008	Central Missouri	18-10	11-7	3rd	
2009	Central Missouri	30-5	16-4	2nd	NCAA (4-1)
2010	Central Missouri	27-4	18-2	1st	NCAA (2-1)
2011	Central Missouri	18-11	13-9	5th	
2012	Central Missouri	19-8	15-5	T-1st	
2013	Central Missouri	22-8	13-5	T-1st	NCAA (0-1)
2014	Central Missouri	30-5	16-3	1st	NCAA (6-0)
2015	Missouri	9-23	3-15	14th	

2015-16 ROSTER

No	Name	Pos.	Ht.	Wt.	Cl.	Hometown
1	Terrence Phillips	G	5-11	175	Fr.	Orange County, Calif. (Oak Hill Acad.)
2	Martavian Payne	G	6-2	184	Jr.	St. Louis, Mo. (John A. Logan College)
4	Tramaine Isabell	G	6-0	178	So.	Seattle, Wash. (Garfield HS)
5	D'Angelo Allen	F	6-7	216	So.	Dallas, Texas (Kimball HS)
10	K.J. Walton	G	6-3	197	Fr.	Brownsburg, Ind. (Brownsburg HS)
11	Jimmy Barton	G	5-9	160	So.	St. Louis, Mo. (Houston Baptist)
12	Namon Wright	G	6-5	202	So.	Los Angeles, Calif. (Pacific Hills HS)
15	Wes Clark	G	6-0	180	Jr.	Detroit, Mich. (Romulus HS)
23	Jakeenan Gant	F	6-8	212	So.	Springfield, Ga. (Effingham County HS)
24	Kevin Puryear	F	6-7	236	Fr.	Blue Springs, Mo. (South HS)
25	Russell Woods	F	6-8	225	Jr.	Chicago, Ill. (John A. Logan College)
32	Adam Wolf	F	6-7	202	Fr.	Beaver Dam, Wis. (Beaver Dam HS)
33	Cullen VanLeer	G	6-4	200	Fr.	Pacific, Mo. (Pacific HS)
42	Hayden Barnard	F	6-10	213	So.	Aurora, Ill. (Metea Valley HS)
44	Ryan Rosburg	F	6-10	260	Sr.	Chesterfield, Mo. (Marquette HS)

2015-16 SCHEDULE

N6	Missouri Western (Exh.)	SECN+	8:00 p.m.
N13	Wofford	SECN+	8:00 p.m.
N15	UMES	SEC Network	6:00 p.m.
N17	at Xavier	Fox Sports 1	6:30 p.m.
N23	1-vs. Kansas St.	ESPNU	7:00 p.m.
N24	1-vs. Northwestern/N. Carolina		TBD
D1	Arkansas St.	SEC Network	9:00 p.m.
D4	Northern Ill.	SECN+	8:00 p.m.
D9	Omaha	SEC Network	8:00 p.m.
D13	at Arizona	Pac-12 Networks	8:00 p.m.
D19	North Carolina St.	SEC Network	6:00 p.m.
D23	2-vs. Illinois	ESPN2	7:00 p.m.
D29	Ark.-Pine Bluff	SECN+	9:00 p.m.
J2	Savannah St.	SECN+	3:00 p.m.
J6	*at Georgia	SEC Network	6:30 p.m.
J9	*Auburn	ESPN2	9:00 p.m.
J12	*Arkansas	SEC Network	9:00 p.m.
J16	*at South Carolina	SEC Network	1:00 p.m.
J20	*Georgia	SEC Network	7:00 p.m.
J23	*at Texas A&M	SEC Network	4:00 p.m.
J27	*at Kentucky	SEC Network	9:00 p.m.
J30	*Mississippi State	SEC Network	8:30 p.m.
F3	*Ole Miss	SEC Network	9:00 p.m.
F6	*at Alabama	SEC Network	3:00 p.m.
F10	*at Vanderbilt	SEC Network	9:00 p.m.
F13	*Tennessee	SEC Network	3:00 p.m.
F16	*South Carolina	SEC Network	7:00 p.m.
F20	*at Arkansas	SEC Network	7:30 p.m.
F23	*at Ole Miss	SEC Network	9:00 p.m.
F27	*Texas A&M	ESPNU	4:00 p.m.
M1	*at LSU	SEC Network	9:00 p.m.
M5	*Florida	SEC Network	7:30 p.m.

All Times Eastern; *SEC Game; 1-CBE Hall of Fame Classic (Kansas City, MO); 2- at St. Louis, MO

QUICK FACTS

LOCATION: Columbia, Mo.
FOUNDED: 1839
ENROLLMENT: 34,658
CHANCELLOR: R. Bowen Loftin (Texas A&M, 1970)
FACULTY REPRESENTATIVE: Lori Franz (Nebraska, 1968)
ATHLETIC DIRECTOR: Mack Rhoades (Arizona, 1993)
NICKNAME: Tigers
COLORS: Old Gold & Black
ARENA: Mizzou Arena (15,061)

TEAM INFORMATION

HEAD COACH: Kim Anderson (Missouri, 1979)
ASSISTANTS: Rob Fulford (Marshall, 1997)
Brad Loos (Austin Peay, 2002)
Corey Tate (Missouri, 1997)
BASKETBALL SECRETARY: Latisha Mayes
BASKETBALL OFFICE PHONE: (573) 882-3463
2014-15 OVERALL RECORD (FINISH): 9-23, 3-15 (14th)
LETTERMEN RETURNING/LOST: 6/5
STARTERS RETURNING/LOST: 3/2

MEDIA SERVICES

BASKETBALL SID: Patrick Crawford
OFFICE PHONE: (573) 882-2531
E-MAIL: crawfordpa@missouri.edu
PRESS ROW PHONE: (573) 882-1442
INTERNET ADDRESS: www.mutigers.com

TEAM HISTORY

ALL-TIME RECORD: 1588-1091 (.593)
SEC RECORD: 23-31 (.426)
SEC TOURNAMENT RECORD: 2-3 (.400)
SEC CHAMPIONSHIPS: 0
SEC TOURNAMENT CHAMPIONSHIPS: 0
NCAA APPEARANCES: 25 (1944, 76, 78, 80, 81, 82, 83, 86, 87, 88, 89, 90, 92, 93, 94, 95, 99, 00, 01, 02, 03, 09, 10, 11, 12, 13)
NCAA RECORD: 22-26 (.458)
NIT APPEARANCES: 8 (1972, 73, 85, 96, 98, 04, 05, 14)
NIT RECORD: 2-8 (.200)

QUICK FACTS

LOCATION: Columbia, S.C.
FOUNDED: 1801
ENROLLMENT: 31,964
PRESIDENT: Dr. Harris Pastides (Albany, 1975)
FACULTY REPRESENTATIVE: Dr. Valinda Littlefield (North Carolina Central, 1987)
ATHLETIC DIRECTOR: Ray Tanner (NC State, 1980)
NICKNAME: Gamecocks
COLORS: Garnet & Black
ARENA: Colonial Life Arena (18,000)

TEAM INFORMATION

HEAD COACH: Frank Martin (Florida International, 1993)
ASSOCIATE HEAD COACH: Matt Figger (Eastern Kentucky, 1995)
ASSISTANTS: Perry Clark (Gettysburg, 1974)
Lamont Evans (Kansas State, 2009)
BASKETBALL SECRETARY: Susan Hook
BASKETBALL OFFICE PHONE: (803) 777-4197
2014-15 OVERALL RECORD (FINISH): 17-16, 6-12 (t11th)
LETTERMEN RETURNING/LOST: 8/4
STARTERS RETURNING/LOST: 4/1

MEDIA SERVICES

BASKETBALL SID: Emily Miles (Feeney)
OFFICE PHONE: (803) 777-7743
E-MAIL: efeeney@mailbox.sc.edu
PRESS ROW PHONE: (803) 777-6182
INTERNET ADDRESS: www.GamecocksOnline.com

TEAM HISTORY

ALL-TIME RECORD: 1342-1203-1 (.527)
SEC RECORD: 144-246 (.369)
SEC TOURNAMENT RECORD: 20-24 (.455)
SEC CHAMPIONSHIPS: 1 (1997)
SEC DIVISIONAL CHAMPIONSHIPS: 2 (1997, 09t)
SEC TOURNAMENT CHAMPIONSHIPS: 0
NCAA APPEARANCES: 8 (1971, 72, 73, 74, 89, 97, 98, 04)
NCAA RECORD: 4-9 (.308)
NIT APPEARANCES: 11 (1969, 75, 78, 83, 91, 96, 01, 02, 05, 06, 09)
NIT RECORD: 21-9 (.700)

FRANK MARTIN

HOMETOWN: Miami, Fla.
ALMA MATER: Florida International, 1993
BORN: March 23,1966
CAREER RECORD: 162-108 (.600) / 8 seasons
RECORD AT SOUTH CAROLINA: 45-54 (.454) / 3 seasons

CAREER RECORD

Year	School	All	Conf.	Place	Postseason
2008	Kansas State	21-12	10-6	3rd	NCAA (1-1)
2009	Kansas State	22-12	9-7	t4th	NIT (1-1)
2010	Kansas State	29-8	11-5	t2nd	NCAA (3-1)
2011	Kansas State	23-11	10-6	t3rd	NCAA (1-1)
2012	Kansas State	22-11	10-8	5th	NCAA (1-1)
2013	South Carolina	14-18	4-14	t12th	
2014	South Carolina	14-20	5-13	13th	
2015	South Carolina	17-16	6-12	t11th	

2015-16 ROSTER

No	Name	Pos.	Ht.	Wt.	Cl.	Hometown
0	Sindarius Thornwell	G	6-5	215	Jr.	Lancaster, S.C. (Oak Hill Academy)
1	Marcus Stroman	G	6-2	185	So.	Columbia, S.C. (Keenan)
2	Raymond Doby	F	6-6	233	Fr.	Cahokia, Ill. (Montrose Christian School)
4	Jamall Gregory	G	6-2	202	Fr.	Washington, D.C. (Coolidge)
5	TeMarcus Blanton	G	6-5	215	Fr.	Locust Grove, Ga. (Luella)
10	Duane Notice	G	6-2	218	Jr.	Woodbridge, Canada (St. Thomas More)
14	Laimonas Chatkevicius	F	6-11	245	Sr.	Klaipeda, Lithuania (South Kent School)
15	PJ Dozier	G	6-6	200	Fr.	Columbia, S.C. (Spring Valley)
20	Justin McKie	G	6-4	197	Jr.	Columbia, S.C. (Irmo)
21	John Ragin	G	6-2	177	Fr.	Eastover, S.C. (Cardinal Newman)
23	Eric Cobb	F	6-9	296	Fr.	Jacksonville, Fla. (St. Francis Academy)
24	Michael Carrera	F	6-5	214	Sr.	Anzoátegui, Venezuela (Montrose Christian)
25	Mindaugas Kacinas	F	6-7	229	Sr.	Klaipeda, Lithuania (Word of Life Fire Traditional School)
30	Chris Silva	F	6-9	220	Fr.	Libreville, Gabon (Roselle (N.J.) Catholic)
31	Jarrell Holliman	F	6-7	200	So.	Alpharetta, Ga. (Elmhurst College)
35	Brian Steele	F	6-5	204	Sr.	Greenville, S.C. (Wade Hampton School)

2015-16 SCHEDULE

N8	Allen University (Exh.)	SECN+	4:00 p.m.
N14	Norfolk St.	SECN+	TBD
N16	Oral Roberts	SEC Network	7:30 p.m.
N20	1-vs. DePaul	CBS Sports Net	6:00 p.m.
N22	1-vs. Florida St./Hofstra		TBD
N23	1-Paradise Jam		TBD
N27	Lipscomb	SECN+	2:00 p.m.
N30	Western Caro.	SEC Network	7:00 p.m.
D5	South Fla.	SEC Network	4:00 p.m.
D15	Drexel	SECN+	7:00 p.m.
D18	2-at Clemson	ESPN3	7:00 p.m.
D22	3-vs. St. John's	CBS Sports Net	9:00 p.m.
D30	Francis Marion	SECN+	7:00 p.m.
J2	Memphis	ESPNU	6:00 p.m.
J5	*at Auburn	SEC Network	7:00 p.m.
J9	*Vanderbilt	ESPNU	3:00 p.m.
J13	*at Alabama	SEC Network	9:00 p.m.
J16	*Missouri	SEC Network	1:00 p.m.
J19	*at Ole Miss	SEC Network	7:00 p.m.
J23	*at Tennessee	SEC Network	Noon
J26	*Mississippi State	SEC Network	7:00 p.m.
J30	*Alabama	SEC Network	6:00 p.m.
F2	*at Georgia	ESPN/U/SEC Net	7:00 p.m.
F6	*at Texas A&M	ESPNU	4:00 p.m.
F10	*LSU	ESPN2	7:00 p.m.
F13	*Kentucky	ESPN/2	Noon
F16	*at Missouri	SEC Network	7:00 p.m.
F20	*Florida	SEC Network	Noon
F24	*Tennessee	SEC Network	9:00 p.m.
F27	*at Mississippi State	SEC Network	2:30 p.m.
M3	*Georgia	ESPN/2	7:00 p.m.
M5	*at Arkansas	SEC Network	5:00 p.m.

All Times Eastern; *SEC Game; 1-Paradise Jam (St. Thomas, VI); 2-at Greenville, SC; 3-Naismith Hall of Fame Shootout (Uncasville, CT)

RICK BARNES

HOMETOWN: Hickory, N.C.
ALMA MATER: Lenoir-Rhyne (1977)
BORN: July 17, 1954
CAREER RECORD: 604-314 (.586) / 28 seasons
RECORD AT TENNESSEE: First season

CAREER RECORD

Year	School	All	Conf.	Place	Postseason
1988	George Mason	20-10	9-5	t2nd	
1989	Providence	18-11	7-9	t6th	NCAA (0-1)
1990	Providence	17-12	8-8	t6th	NCAA (0-1)
1991	Providence	19-13	7-9	t7th	NIT (2-1)
1992	Providence	14-17	6-12	9th	
1993	Providence	20-13	9-9	t4th	NIT (3-2)
1994	Providence	20-10	10-8	t4th	NCAA (0-1)
1995	Clemson	15-13	5-11	t6th	NIT (0-1)
1996	Clemson	18-11	7-9	6th	NCAA (0-1)
1997	Clemson	23-10	9-7	4th	NCAA (2-1)
1998	Clemson	18-14	7-9	t4th	NCAA (0-1)
1999	Texas	19-13	13-3	1st	NCAA (0-1)
2000	Texas	24-9	13-3	2nd	NCAA (1-1)
2001	Texas	25-9	12-4	t2nd	NCAA (0-1)
2002	Texas	22-12	10-6	t3rd	NCAA (2-1)
2003	Texas	26-7	13-3	2nd	NCAA (4-1)
2004	Texas	25-8	12-4	t2nd	NCAA (2-1)
2005	Texas	20-11	9-7	t5th	NCAA (0-1)
2006	Texas	30-7	13-3	t1st	NCAA (3-1)
2007	Texas	25-10	12-4	3rd	NCAA (1-1)
2008	Texas	31-7	13-3	t1st	NCAA (3-1)
2009	Texas	23-12	9-7	t4th	NCAA (1-1)
2010	Texas	24-10	9-7	t6th	NCAA (0-1)
2011	Texas	28-8	13-3	2nd	NCAA (0-1)
2012	Texas	20-14	9-9	6th	NCAA (0-1)
2013	Texas	16-18	7-11	7th	CBI (0-1)
2014	Texas	24-11	11-7	t3rd	NCAA (1-1)
2015	Texas	20-14	8-10	t6th	NCAA (0-1)

2015-16 ROSTER

No	Name	Pos.	Ht.	Wt.	Cl.	Hometown
0	Kevin Punter Jr.	G	6-2	190	Sr.	Bronx, N.Y. (State Fair CC)
1	Lamonté Turner	G	6-1	190	Fr.	Florence, Ala. (IMG Academy)
2	Ray Kasongo	F	6-8	245	So.	Toronto, Canada (College of Southern Idaho)
3	Robert Hubbs III	G	6-4	207	Jr.	Newbern, Tenn. (Dyer County HS)
4	Armani Moore	F	6-4	217	Sr.	Kennesaw, Ga. (Mount Paran Christian)
5	Admiral Schofield	F	6-5	240	Fr.	Zion, Ill. (Zion-Benton Township HS)
11	Kyle Alexander	F	6-9	215	Fr.	Milton, Canada (Orangeville Prep)
15	Detrick Mostella	G	6-1	175	So.	Decatur, Ala. (La Lumiere School)
21	Jabari McGhee	F	6-5	207	Fr.	Albany, Ga. (Hargrave Military Academy)
23	Derek Reese	F	6-7	230	Sr.	Orlando, Fla. (Olympia HS)
25	Shembari Phillips	G	6-2	190	Fr.	Atlanta, Ga. (Wheeler HS)
32	Brad Woodson	G	6-1	180	Fr.	Murfreesboro, Tenn. (Riverdale HS)
34	Devon Baulkman	G	6-4	200	Sr.	Bainbridge, Ga. (Gulf Coast State College)

2015-16 SCHEDULE

N6	Alabama-Huntsville (Exh.)	SECN+	7:00 p.m.
N13	UNC Asheville	SECN+	7:00 p.m.
N16	at Georgia Tech	ESPNU	7:00 p.m.
N19	Marshall	SECN+	7:00 p.m.
N22	Gardner-Webb	SEC Network	Noon
N24	Army	SEC Network	7:00 p.m.
N27	1-vs. George Washington		9:00 p.m.
N28	1-vs. Cincinnati/Nebraska		TBD
D12	at Butler	FOX Sports 1	2:30 p.m.
D16	Fla. Atlantic	SECN+	7:00 p.m.
D19	2-vs. Gonzaga	ESPNU	11:00 p.m.
D22	East Tenn. St.	SECN+	7:00 p.m.
D29	Tennessee St.	ESPNU	7:00 p.m.
J2	*at Auburn	CBS Sports	2:00 p.m.
J6	*Florida	ESPN2	7:00 p.m.
J9	*Texas A&M	SEC Network	1:00 p.m.
J13	*at Georgia	SEC Network	7:00 p.m.
J16	*at Mississippi State	SEC Network	3:30 p.m.
J20	*Vanderbilt	SEC Network	9:00 p.m.
J23	*South Carolina	SEC Network	Noon
J26	*at Alabama	SEC Network	9:00 p.m.
J30	3-at TCU	ESPN2	2:00 p.m.
F2	*Kentucky	ESPN/U/SEC Net	7:00 p.m.
F6	*at Arkansas	SEC Network	8:00 p.m.
F9	*Auburn	SEC Network	7:00 p.m.
F13	*at Missouri	SEC Network	3:00 p.m.
F18	*at Kentucky	ESPN/2	7:00 p.m.
F20	*LSU	ESPNU	5:30 p.m.
F24	*at South Carolina	SEC Network	9:00 p.m.
F27	*Arkansas	SEC Network	7:30 p.m.
M1	*at Vanderbilt	SEC Network	7:00 p.m.
M5	*Ole Miss	SEC Network	Noon

All Times Eastern; *SEC Game; 1-Barclays Center Classic (Brooklyn, NY); 2-Seattle, WA; 3-Big 12/SEC Challenge

QUICK FACTS

LOCATION: Knoxville, Tenn.
FOUNDED: 1794
ENROLLMENT: 27,410
CHANCELLOR: Dr. Jimmy G. Cheek (Texas A&M, 1969)
FACULTY REPRESENTATIVE: Dr. Donald Bruce (Drew University, 1994)
ATHLETIC DIRECTOR: Dave Hart (Alabama, 1970)
NICKNAME: Volunteers
COLORS: Orange & White
ARENA: Thompson-Boling Arena (21,678)

TEAM INFORMATION

HEAD COACH: Rick Barnes (Lenoir-Rhyne, 1977)
ASSOCIATE HEAD COACH: Rob Lanier (St. Bonaventure, 1990)
ASSISTANTS: Chris Ogden (Texas, 2004)
Desmond Oliver (Dominican College, 1992)
BASKETBALL SECRETARY: Janet Reynolds
BASKETBALL OFFICE PHONE: (865) 974-1206
2014-15 OVERALL RECORD (FINISH): 16-16, 7-11 (10th)
LETTERMEN RETURNING/LOST: 7/7
STARTERS RETURNING/LOST: 3/1

MEDIA SERVICES

BASKETBALL SID: Tom Satkowiak
ASSISTANT BASKETBALL SID: Kellen Hiser
OFFICE PHONE: (865) 974-7501
E-MAIL: tomsid@tennessee.edu / kellenhiser@utk.edu
PRESS ROW PHONE: (865) 544-0789
INTERNET ADDRESS: www.utsports.com

TEAM HISTORY

ALL-TIME RECORD: 1569-1002 (.610)
SEC RECORD: 702-542 (.564)
SEC TOURNAMENT RECORD: 63-51 (.553)
SEC CHAMPIONSHIPS: 9 (1936, 41, 43, 67, 72t, 77t, 82t, 00t, 08)
SEC DIVISIONAL CHAMPIONSHIPS: 5 (1999, 00t, 06, 08, 09t)
SEC TOURNAMENT CHAMPIONSHIPS: 4 (1936, 41, 43, 79)
NCAA APPEARANCES: 20 (1967, 76, 77, 79, 80, 81, 82, 83, 89, 98, 99, 00, 01, 06, 07, 08, 09, 10, 11, 14)
NCAA RECORD: 19-21 (.475)
NIT APPEARANCES: 13 (1945, 69, 71, 84, 85, 88, 90, 92, 96, 03, 04, 12, 13)
NIT RECORD: 13-13 (.500)

QUICK FACTS

LOCATION: College Station, Texas
FOUNDED: 1872
ENROLLMENT: 59,000
PRESIDENT: Michael K. Young (BYU `73)
FACULTY REPRESENTATIVE: Dr. Thomas Adair (Texas A&M, 1957)
ATHLETIC DIRECTOR: Eric Hyman (North Carolina, 1973)
NICKNAME: Aggies
COLORS: Maroon & White
ARENA: Reed Arena (12,989)

TEAM INFORMATION

HEAD COACH: Billy Kennedy (Southeastern Louisiana, 1986)
ASSISTANTS: Kyle Keller (Oklahoma State 1990)
Rick Stansbury (Campbellsville (Ky.) College, 1982)
Amir Abdur-Rahim (Southeastern Louisiana, 2004)
BASKETBALL SECRETARY: Meridith Haynes
BASKETBALL OFFICE PHONE: (979) 845-4531
2014-15 OVERALL RECORD (FINISH): 21-12, 11-7 (t3rd)
LETTERMEN RETURNING/LOST: 9/7
STARTERS RETURNING/LOST: 3/2

MEDIA SERVICES

BASKETBALL SID: Adam Quisenberry
OFFICE PHONE: (979) 862-5453
E-MAIL: aquisenberry@athletics.tamu.edu
PRESS ROW PHONE: (979) 862-6944
INTERNET ADDRESS: www.12thMan.com

TEAM HISTORY

ALL-TIME RECORD: 1344-1220 (.524)
SEC RECORD: 26-28 (.482)
SEC TOURNAMENT RECORD: 1-3 (.250)
SEC CHAMPIONSHIPS: 0
SEC TOURNAMENT CHAMPIONSHIPS: 0
NCAA APPEARANCES: 12 (1951, 64, 69, 75, 80, 87, 06, 07, 08, 09, 10, 11)
NCAA RECORD: 9-13 (.409)
NIT APPEARANCES: 7 (1979, 82, 85, 86, 94, 05, 15)
NIT RECORD: 7-7 (.500)

BILLY KENNEDY

HOMETOWN: New Orleans, La.
ALMA MATER: Southeastern Louisiana (1986)
BORN: February 2, 1964
CAREER RECORD: 282-240 (.540) / 17 seasons
RECORD AT TEXAS A&M: 71-56 (.538) / 4 seasons

CAREER RECORD

Year	School	All	Conf.	Place	Postseason
1998	Centenary	10-20	8-8	3rd	
1999	Centenary	14-14	9-7	5th	
2000	SE Louisiana	10-17	5-13	t9th	
2001	SE Louisiana	8-21	5-15	11th	
2002	SE Louisiana	7-20	6-14	10th	
2003	SE Louisiana	11-16	9-11	8th	
2004	SE Louisiana	20-9	11-5	t1st)	
2005	SE Louisiana	24-9	13-3	t1st	NCAA (0-1)
2007	Murray State	16-14	13-7	t2nd	
2008	Murray State	18-13	13-7	2nd	
2009	Murray State	19-12	13-5	t2nd	
2010	Murray State	31-5	17-1	1st	NCAA (1-1)
2011	Murray State	23-9	14-4	1st	NIT (0-1)
2012	Texas A&M	14-18	4-14	9th	
2013	Texas A&M	18-15	7-11	11th	
2014	Texas A&M	18-16	8-10	9th	CBI (1-1)
2015	Texas A&M	21-12	11-7	t3rd	NIT (1-1)

2015-16 ROSTER

No	Name	Pos.	Ht.	Wt.	Cl.	Hometown
1	DJ Hogg	F	6-8	216	Fr.	Plano, Texas (Plano West HS)
2	Alex Robinson	G	6-1	176	So.	Arlington, Texas (Timberview HS)
3	Admon Gilder	G	6-3	186	Fr.	Dallas, Texas (Madison HS)
10	Tonny Trocha-Morelos	C	6-10	229	So.	Cartagena, Colombia (Mayor Jose Celestino Mutis)
11	Anthony Collins	G	6-1	175	Sr.	Houston, Texas (USF)
12	Jalen Jones	G/F	6-7	220	Sr.	Dallas, Texas (SMU)
13	Juan Aparicio	G	6-4	196	Sr.	Bogotá, Colombia (Second Baptist HS)
15	Elijah Thomas	F	6-9	251	Fr.	Lancaster, Texas (Lancaster HS)
20	Chris Collins	G	6-2	178	So.	Friendswood, Texas (Friendswood HS)
21	Alex Caruso	G	6-5	186	Sr.	College Station, Texas (A&M Consolidated HS)
23	Danuel House	G	6-7	212	Sr.	Fresno, Texas (Houston)
25	Kyle Dobbins	G	6-0	175	Jr.	Houston, Texas (Memorial HS)
33	T.J. Distefano	G	6-2	150	Fr.	College Station, Texas (St. Joseph)
34	Tyler Davis	C	6-10	265	Fr.	Plano, Texas (Plano West HS)
42	Tavario Miller	F	6-7	226	Jr.	Long Island, Bahamas (Wheatley HS)

2015-16 SCHEDULE

N6	Texas A&M International (Exh.)	SECN+	8:00 p.m.
N13	USC Upstate	SECN+	9:30 p.m.
N16	SE Louisiana	SECN+	8:00 p.m.
N19	1-A&M-Corpus Christi	SECN+	8:00 p.m.
N21	UNC Asheville	SECN+	4:00 p.m.
N25	2-vs. Texas	AXS TV	7:00 p.m.
N26	2-vs. Gonzaga/Washington		TBD
N27	2-Battle 4 Atlantis		TBD
D2	FGCU	SECN+	8:00 p.m.
D5	at Arizona St.	ESPN2	10:30 p.m.
D12	Kansas St.	SEC Network	5:30 p.m.
D19	Baylor	ESPNU	9:00 p.m.
D29	Cal Poly	SECN+	8:00 p.m.
J2	*Arkansas	SEC Network	4:30 p.m.
J6	*at Mississippi State	SEC Network	8:30 p.m.
J9	*at Tennessee	SEC Network	1:00 p.m.
J12	*Florida	ESPN/SEC Network	7:00 p.m.
J16	*at Georgia	ESPNU	2:00 p.m.
J19	*LSU	ESPN	9:00 p.m.
J23	*Missouri	SEC Network	4:00 p.m.
J27	*at Arkansas	ESPN2/U	7 or 7:30 p.m.
J30	3-Iowa St.	ESPN	2-7:00 p.m.
F4	*at Vanderbilt	ESPN/2	7:00 p.m.
F6	*South Carolina	ESPNU	4:00 p.m.
F10	*at Alabama	SEC Network	7:00 p.m.
F13	*at LSU	CBS Sports	1:00 p.m.
F16	*Ole Miss	ESPN/U	9:00 p.m.
F20	*Kentucky	ESPN/2	TBD
F24	*Mississippi State	ESPN2	7:00 p.m.
F27	*at Missouri	ESPNU	4:00 p.m.
M1	*at Auburn	ESPNU	9:00 p.m.
M5	*Vanderbilt	ESPN/2	TBD

All Times Eastern; *SEC Game; 1-Battle 4 Atlantis (College Station, TX); 2-Battle 4 Atlantis (Paradise Island, Bahamas); 3-Big 12/SEC Challenge

KEVIN STALLINGS

HOMETOWN: Collinsville, Ill.
ALMA MATER: Purdue (1982)
BORN: October 1, 1960
CAREER RECORD: 436-269 (.618) / 22 seasons
RECORD AT VANDERBILT: 313-206 (.603) / 16 seasons

CAREER RECORD

Year	School	All	Conf.	Place	Postseason
1994	Illinois State	16-11	12-6	4th	
1995	Illinois State	20-13	13-5	t2nd	NIT (1-1)
1996	Illinois State	22-12	13-5	2nd	NIT (2-1)
1997	Illinois State	24-6	14-4	1st	NCAA (0-1)
1998	Illinois State	25-6	16-2	1st	NCAA (1-1)
1999	Illinois State	16-15	7-11	7th	
2000	Vanderbilt	19-11	8-8	4th	NIT (0-1)
2001	Vanderbilt	15-15	4-12	6th	
2002	Vanderbilt	17-15	6-10	t5th	NIT (1-1)
2003	Vanderbilt	11-18	3-13	6th	
2004	Vanderbilt	23-10	8-8	t3rd	NCAA (2-1)
2005	Vanderbilt	20-14	8-8	3rd	NIT (2-1)
2006	Vanderbilt	17-13	7-9	4th	NIT (0-1)
2007	Vanderbilt	22-12	10-6	t2nd	NCAA (2-1)
2008	Vanderbilt	26-8	10-6	3rd	NCAA (0-1)
2009	Vanderbilt	19-12	8-8	t4th	
2010	Vanderbilt	24-9	12-4	2nd	NCAA (0-1)
2011	Vanderbilt	23-11	9-7	t3rd	NCAA (0-1)
2012	Vanderbilt	25-11	10-6	t2nd	NCAA (1-1)
2013	Vanderbilt	16-17	8-10	10th	
2014	Vanderbilt	15-16	7-11	t10th	
2015	Vanderbilt	21-14	9-9	6th	NIT (2-1)

2015-16 ROSTER

No	Name	Pos.	Ht.	Wt.	Cl.	Hometown
0	Camron Justice	G	6-3	180	Fr.	Hindman, Ky. (Knott County Central HS)
2	Joe Toye	G/F	6-7	201	Fr.	Chicago, Ill. (Whitney Young HS)
3	Luke Kornet	F	7-1	240	Jr.	Lantana, Texas (Liberty Christian)
4	Wade Baldwin IV	G	6-3	194	So.	Belle Mead, N.J. (St. Joseph)
5	Matthew Fisher-Davis	G/F	6-5	185	So.	Charlotte, N.C. (Butler)
10	Nathan Watkins	G	6-5	186	Sr.	Brentwood, Tenn. (Ensworth HS)
11	Jeff Roberson	F	6-6	220	So.	Houston, Texas (The Kinkaid School)
12	Djery Baptiste	C	6-10	235	Fr.	Gonaives, Haiti (Prestonwood Christian)
13	Riley LaChance	G	6-2	182	So.	Brookfield, Wis. (Brookfield Central
14	Carter Josephs	G	6-0	180	Sr.	San Antonio, Texas (Tom C. Clark HS)
20	Phillip McGloin	G	6-1	183	So.	Washington, D.C. (Sidwell Friends)
21	Samir Sehic	F	6-9	247	Fr.	Atlanta, Ga. (Cy Woods)
24	Nolan Cressler	G	6-4	210	Jr.	Pittsburgh, Pa. (Cornell)
30	Damian Jones	C	7-0	245	Jr.	Baton Rouge, La. (Scotlandville Magnet)
40	Josh Henderson	C	7-0	237	Sr.	Roanoke, Va. (Cave Spring HS)

2015-16 SCHEDULE

N13	1-Austin Peay	SECN+	8:00 p.m.
N16	Gardner-Webb	SECN+	8:00 p.m.
N19	Stony Brook	SECN+	8:00 p.m.
N23	2-vs. St. John's (NY)	ESPN2	2:30 p.m.
N24	2-vs. Indiana/Wake Forest		TBD
N25	2-Maui Invitational		TBD
D2	Detroit	SECN+	8:00 p.m.
D6	at Baylor	ESPNU	8:00 p.m.
D9	Dayton	ESPNU	9:00 p.m.
D19	Wofford	SEC Network	2:00 p.m.
D22	at Purdue	Big Ten Network	8:00 p.m.
D30	Western Mich.	SEC Network	9:00 p.m.
J2	*LSU	ESPN2	9:00 p.m.
J5	*at Arkansas	SEC Network	9:00 p.m.
J9	*at South Carolina	ESPNU	3:00 p.m.
J12	*Auburn	ESPNU	9:00 p.m.
J16	*Alabama	SEC Network	6:00 p.m.
J20	*at Tennessee	SEC Network	9:00 p.m.
J23	*at Kentucky	ESPN/2	TBD
J26	*Florida	ESPN/U	9:00 p.m.
J30	3-at Texas	ESPN/2	Noon
F4	*Texas A&M	ESPN/2	7:00 p.m.
F6	*at Ole Miss	ESPNU	8:00 p.m.
F10	*Missouri	SEC Network	9:00 p.m.
F13	*at Auburn	ESPN/2	6:00 p.m.
F16	*at Mississippi State	SEC Network	9:00 p.m.
F20	*Georgia	ESPN/2	Noon
F23	*at Florida	ESPN/U/SEC Net	7:00 p.m.
F27	*Kentucky	CBS Sports	4:00 p.m.
M1	*Tennessee	SEC Network	7:00 p.m.
M5	*at Texas A&M	ESPN/2	TBD

All Times Eastern; *SEC Game; 1-Maui Invitational (Nashville, TN); 2-Maui Invitational (Lahaina, Maui, HI); 3-Big 12/SEC Challenge

QUICK FACTS

LOCATION: Nashville, Tenn.
FOUNDED: 1873
ENROLLMENT: 6,800
PRESIDENT: Nicholas S. Zeppos (Wisconsin, 1976)
FACULTY REPRESENTATIVE: Richard McCarty (Old Dominion, 1970)
VICE CHANCELLOR: David Williams II (Northern Michigan, 1969)
NICKNAME: Commodores
COLORS: Black & Gold
ARENA: Memorial Gym (14,316)

TEAM INFORMATION

HEAD COACH: Kevin Stallings (Purdue, 1982)
ASSISTANTS: Adam Cohen (Arizona, 2008)
Derrick Jones (Samford, 2001)
Tom Richardson (St. Xavier (Ill.), 1977)
BASKETBALL SECRETARY: Debbie Green
BASKETBALL OFFICE PHONE: (615) 322-6530
2014-15 OVERALL RECORD (FINISH): 21-14, 9-9 (6th)
LETTERMEN RETURNING/LOST: 10/4
STARTERS RETURNING/LOST: 4/1

MEDIA SERVICES

BASKETBALL SID: Andy Boggs
OFFICE PHONE: (615) 343-1847
E-MAIL: Andy.Boggs@Vanderbilt.edu
PRESS ROW PHONE: (615) 320-0436
INTERNET ADDRESS: www.VUCommodores.com

TEAM HISTORY

ALL-TIME RECORD: 1547-1094 (.586)
SEC RECORD: 664-606 (.523)
SEC TOURNAMENT RECORD: 37-52 (.416)
SEC CHAMPIONSHIPS: 3 (1965, 74t, 93)
SEC DIVISIONAL CHAMPIONSHIPS: 1 (1993)
SEC TOURNAMENT CHAMPIONSHIPS: 2 (1951, 12)
NCAA APPEARANCES: 12 (1965, 74, 88, 89, 91, 93, 97, 04, 07, 08, 10, 11, 12)
NCAA RECORD: 10-14 (.417)
NIT APPEARANCES: 12 (1983, 87, 90, 92, 94, 96, 98, 00, 02, 05, 06, 15)
NIT RECORD: 20-11 (.645)

2015
TOURNAMENT
CHAMPIONS
SEC

2014-15 Review

2014-15 FINAL SEC STANDINGS

	SEC	Pct.	Home	Away	ALL	Pct.	Home	Away	Neutral	Streak
Kentucky^%	18-0	1.000	9-0	9-0	38-1	.974	19-0	10-0	9-1	L1
Arkansas	13-5	.722	7-2	6-3	27-9	.750	17-2	7-5	3-2	L1
Georgia	11-7	.611	5-4	6-3	21-12	.636	12-4	8-4	1-4	L2
LSU	11-7	.611	5-4	6-3	22-11	.667	13-4	8-3	1-4	L2
Texas A&M	11-7	.611	6-3	5-4	21-12	.636	14-4	5-6	2-2	L1
Ole Miss	11-7	.611	5-4	6-3	21-13	.618	9-7	8-4	4-2	L1
Vanderbilt	9-9	.500	6-3	3-6	21-14	.600	15-4	5-8	1-2	L1
Florida	8-10	.444	6-3	2-7	16-17	.485	11-5	2-9	3-3	L1
Alabama	8-10	.444	4-5	4-5	19-15	.543	14-5	4-8	1-2	L1
Tennessee	7-11	.389	2-7	5-4	16-16	.500	9-7	5-5	2-4	L1
South Carolina	6-12	.333	4-5	2-7	17-16	.515	10-6	3-7	4-3	L1
Mississippi State	6-12	.333	3-6	3-6	13-19	.407	9-8	3-8	1-3	L1
Auburn	4-14	.222	2-7	2-7	15-20	.429	9-8	2-10	4-2	L1
Missouri	3-15	.167	3-6	0-9	9-23	.281	8-9	0-10	1-4	L2

^-SEC Champion; % - SEC Tournament Champion

2015 SEC MEN'S BASKETBALL TOURNAMENT

Bridgestone Arena • Nashville, Tenn.

FIRST ROUND

March 11 (Wednesday)
Game 1 #13 Auburn 74, #12 Mississippi State 68
Game 2 #11 South Carolina 63, #14 Missouri 54

SECOND ROUND

March 12 (Thursday)
Game 3 #8 Florida 69, #9 Alabama 61
Game 4 #13 Auburn 66, #5 Texas A&M 59
Game 5 #10 Tennessee 67, #7 Vanderbilt 61
Game 6 #11 South Carolina 60, #6 Ole Miss 58

QUARTERFINALS

March 13 (Friday)
Game 7 #1 Kentucky 64, #8 Florida 49
Game 8 #13 Auburn 73, #4 LSU 70 OT
Game 9 #2 Arkansas 80, #10 Tennessee 72
Game 10 #3 Georgia 74, #11 South Carolina 62

SEMIFINALS

March 14 (Saturday)
Game 11 #1 Kentucky 91, #13 Auburn 67
Game 12 #2 Arkansas 60, #3 Georgia 49

FINALS

March 15 (Sunday)
Game 13 #1 Kentucky 78, #2 Arkansas 63

ALL-TOURNAMENT TEAM

MVP: Willie Cauley-Stein, Kentucky
Michael Qualls, Arkansas
KT Harrell, Auburn
Aaron Harrison, Kentucky
Andrew Harrison, Kentucky

ATTENDANCE

Session 1 (Games 1 & 2)	10,039
Session 2 (Games 3 & 4)	10,563
Session 3 (Games 5 & 6)	15,032
Session 4 (Games 7 & 8)	18,205
Session 5 (Games 9 & 10)	13,135
Session 6 (Game 11 &12)	19,232
Session 7 (Game 13)	20,315
TOTAL:	192,727
AVG. PER SESSION:	15,217
AVG. PER GAME:	14,825

NCAA TOURNAMENT

FIRST ROUND

M17 (Tuesday) #11 Ole Miss 94, #11 BYU 90

SECOND ROUND

M19 (Thursday) #6 Xavier 76, #11 Ole Miss 57
M19 (Thursday) #5 Arkansas 56, #12 Wofford 53
M19 (Thursday) #8 NC State 66, #9 LSU 65
M19 (Thursday) #1 Kentucky 79, #16 Hampton 56
M20 (Friday) #7 Michigan State 70, #10 Georgia 63

THIRD ROUND

M21 (Saturday) #1 Kentucky 64, #8 Cincinnati 51
M21 (Saturday) #4 North Carolina 87, #5 Arkansas 78

REGIONAL SEMIFINALS

M26 (Thursday) #1 Kentucky 78, #5 West Virginia 39

REGIONAL FINALS

M28 (Saturday) #1 Kentucky 68, #3 Notre Dame 66

NATIONAL SEMIFINALS

A4 (Saturday) #1 Wisconsin 71, #1 Kentucky 64

NIT

FIRST ROUND

MM17 (Tuesday) at #2 Texas A&M 81, #7 Montana 64
M17 (Tuesday) at #6 Alabama 79, #3 Illinois 58
M18 (Wednesday) #5 Vanderbilt 75, at #4 St. Mary's (CA) 64

SECOND ROUND

M20 (Friday) at #5 Vanderbilt 92, #8 South Dakota State 77
M21 (Saturday) at #2 Miami (FL) 73, #6 Alabama 66
M23 (Monday) #3 Louisiana Tech 84, at #2 Texas A&M 72

THIRD ROUND

M24 (Tuesday) at #2 Stanford 78, #5 Vanderbilt 75

2015 SEC COACHES' POSTSEASON AWARDS

FIRST TEAM ALL-SEC

Bobby Portis, Arkansas – F, 6-11, 242, So., Little Rock, Ark.
Willie Cauley-Stein, Kentucky – F, 7-0, 240, Jr., Olathe, Kan.
Karl-Anthony Towns, Kentucky – F, 6-11, 250, Fr., Piscataway, N.J.
Jarell Martin, LSU – F, 6-10, 236, So., Baton Rouge, La.
Jordan Mickey, LSU – F, 6-8, 235, So., Dallas, Texas
Stefan Moody, Ole Miss – G, 5-10, 179, Jr., Kissimmee, Fla.
Josh Richardson, Tennessee – G, 6-6, 200, Sr., Edmond, Okla.
Danuel House, Texas A&M – G, 6-7, 207, Jr., Fresno, Texas
Damian Jones, Vanderbilt –C, 6-10, 240, So., Baton Rouge, La.

SECOND TEAM ALL-SEC

Levi Randolph, Alabama – G, 6-5, 210, Sr., Madison, Ala.
Michael Qualls, Arkansas – G, 6-6, 210, Jr., Shreveport, La.
KT Harrell, Auburn – G, 6-4, 212, Sr., Montgomery, Ala.
Dorian Finney-Smith, Florida – F, 6-8, 218, Jr., Portsmouth, Va.
Marcus Thornton, Georgia – F, 6-8, 235, Sr., Atlanta, Ga.
Devin Booker, Kentucky – G, 6-6, 206, Fr., Grand Rapids, Mich.
Aaron Harrison, Kentucky – G, 6-6, 212, So., Richmond, Texas
Craig Sword, Mississippi State – G, 6-3, 194, Jr., Montgomery, Ala.
Jalen Jones, Texas A&M – G/F, 6-7, 223, Jr., Dallas, Texas

SEC ALL-FRESHMAN TEAM

Anton Beard, Arkansas – G, 6-0, 190, Fr., North Little Rock, Ark.
Devin Robinson, Florida – F, 6-8, 178, Fr., Chesterfield, Va.
Devin Booker, Kentucky – G, 6-6, 206, Fr., Grand Rapids, Mich.
Trey Lyles, Kentucky – F, 6-10, 235, Fr., Indianapolis, Ind.
Karl-Anthony Towns, Kentucky – F, 6-11, 250, Fr., Piscataway, N.J.
Tyler Ulis, Kentucky – G, 5-9, 155, Fr., Lima, Ohio
Wade Baldwin IV, Vanderbilt – G, 6-3, 195, Fr., Belle Mead, N.J.
Riley LaChance, Vanderbilt – G, 6-2, 194, Fr., Brookfield, Wisc.

SEC ALL-DEFENSIVE TEAM

Marcus Thornton, Georgia – F, 6-8, 235, Sr., Atlanta, Ga.
Willie Cauley-Stein, Kentucky – F, 7-0, 240, Jr., Olathe, Kan.
Jordan Mickey, LSU – F, 6-8, 235, So., Dallas, Texas
Josh Richardson, Tennessee – G, 6-6, 200, Sr., Edmond, Okla.
Damian Jones, Vanderbilt –C, 6-10, 240, So., Baton Rouge, La.

SEC Coach of the Year: John Calipari, Kentucky
SEC Player of the Year: Bobby Portis, Arkansas
SEC Scholar-Athlete of the Year: Levi Randolph, Alabama
SEC Freshman of the Year: Karl-Anthony Towns, Kentucky
SEC Sixth-Man of the Year: Devin Booker, Kentucky
SEC Defensive Player of the Year: Willie Cauley-Stein, Kentucky

2015 ASSOCIATED PRESS POSTSEASON AWARDS

FIRST TEAM ALL-SEC	SECOND TEAM ALL-SEC
u-Bobby Portis, Arkansas	Michael Qualls, Arkansas
Willie Cauley-Stein, Kentucky	KT Harrell, Auburn
t-Karl-Anthony Towns, Kentucky	Aaron Harrison, Kentucky
Stefan Moody, Ole Miss	Danuel House, Texas A&M
t-Jarell Martin, LSU	Damian Jones, Vanderbilt
t-Jordan Mickey, LSU	
Josh Richardson, Tennessee	

HONORABLE MENTION ALL-SEC

Levi Randolph, Alabama
Marcus Thornton, Georgia
Devin Booker, Kentucky
Alex Caruso, Texas A&M

Player of the Year: Bobby Portis, Arkansas
Coach of the Year: John Calipari, Kentucky
Newcomer of the Year: Karl-Anthony Towns, Kentucky

u-unanimous choice to first team

2015 SEC WEEKLY AWARDS

	PLAYER OF THE WEEK	FRESHMAN OF THE WEEK
Nov. 17	Cinmeon Bowers, Auburn	Trey Lyles, Kentucky
Nov. 24	Levi Randolph, Alabama	Wade Baldwin IV, Vanderbilt
Dec. 1	Michael Qualls, Arkansas	Karl-Anthony Towns, Kentucky
Dec. 8	Duane Notice, South Carolina Alex Caruso, Texas A&M	Karl-Anthony Towns, Kentucky
Dec. 15	Josh Richardson, Tennessee	Riley LaChance, Vanderbilt
Dec. 22	KT Harrell, Auburn	Devin Booker, Kentucky
Dec. 29	Ricky Tarrant, Alabama	Tyler Ulis, Kentucky
Jan. 5	Sindarius Thornwell, S. Carolina	Riley LaChance, Vanderbilt
Jan. 12	Bobby Portis, Arkansas	Devin Booker, Kentucky
Jan. 19	Armani Moore, Tennessee	Devin Booker, Kentucky
Jan. 26	J.J. Frazier, Georgia	Devin Booker, Kentucky
Feb. 2	Danuel House, Texas A&M	Devin Booker, Kentucky
Feb. 9	Stefan Moody, Ole Miss	Riley LaChance, Vanderbilt
Feb. 16	Bobby Portis, Arkansas	Karl-Anthony Towns, Kentucky
Feb. 23	Stefan Moody, Ole Miss	Anton Beard, Arkansas
March 2	Tim Quarterman, LSU	Trey Lyles, Kentucky
March 9	Karl-Anthony Towns, Kentucky	Riley LaChance, Vanderbilt

SEC COMMUNITY SERVICE TEAM

Retin Obasohan – Alabama
Moses Kingsley – Arkansas
KT Harrell – Auburn
Jacob Kurtz – Florida
Marcus Thornton – Georgia
Marcus Lee – Kentucky
John Odo – LSU
Martavious Newby – Ole Miss
Isaiah Butler – Mississippi State
Keanau Post – Missouri
Laimonas Chatkevicius – South Carolina
Josh Richardson – Tennessee
Jordan Green – Texas A&M
James Siakam – Vanderbilt

MISCELLANEOUS STATISTICS

NON-CONFERENCE RECORD

CONFERENCE	RECORD	PCT.
America East	2-0	1.000
American Athletic	4-3	.571
Atlantic 10	5-3	.625
Atlantic Coast	7-11	.389
Atlantic Sun	6-1	.857
Big 12	9-13	.409
Big East	5-5	.500
Big Sky	4-0	1.000
Big South	4-2	.667
Big Ten	2-5	.286
Big West	0-0	.000
Colonial	5-0	1.000
Conference USA	8-4	.667
Horizon League	4-0	1.000
Ivy Group	5-0	1.000
Metro Atlantic	1-0	1.000
Mid-American	1-1	.500
Mid-Eastern Athletic	6-0	1.000
Missouri Valley	0-1	.000
Mountain West	2-0	1.000
Northeast	0-0	.000
Ohio Valley	9-0	1.000
Pac-12	7-4	.636
Patriot	1-0	1.000
Southern	9-0	1.000
Southland	6-1	.857
Southwestern Athletic	6-0	1.000
Summit	2-0	1.000
Sun Belt	6-1	.857
West Coast	2-1	.667
Western Athletic	2-1	.667
Independents	0-0	.000
Non-Division I	6-0	1.000
Totals	136-57	.705

Bobby Portis

DOUBLE-DOUBLES

PLAYER, SCHOOL	2014-15	CAREER
Jordan Mickey, LSU	16	25
Jarell Martin, LSU	15	16
Bobby Portis, Arkansas	14	19
Cinmeon Bowers, Auburn	14	14
Karl-Anthony Towns, Kentucky	8	8
Marcus Thornton, Georgia	7	10
Johnathan Williams III, Missouri	6	9
Armani Moore, Tennessee	4	4
Gavin Ware, Mississippi State	3	12
Willie Cauley-Stein, Kentucky	3	11
Kourtney Roberson, Texas A&M	3	10
James Siakam, Vanderbilt	3	6
Dorian Finney-Smith, Florida	3	5
Damian Jones, Vanderbilt	2	7
Laimonas Chatkevicius, So. Carolina	2	2
Dakari Johnson, Kentucky	2	2
Jalen Jones, Texas A&M	2	2
Michael Kessens, Alabama	2	2
Trey Lyles, Kentucky	2	2
Tim Quarterman, LSU	2	2
Jimmie Taylor, Alabama	2	2
Mindaugas Kacinas, South Carolina	1	3
Sindarius Thornwell, South Carolina	1	3
Roquez Johnson, Mississippi State	1	2
Charles Mann, Georgia	1	2
Wade Baldwin IV, Vanderbilt	1	1
Alex Caruso, Texas A&M	1	1
Dwight Coleby, Ole Miss	1	1
Kenny Gaines, Georgia	1	1
Josh Gray, LSU	1	1
Shannon Hale, Alabama	1	1
Jon Horford, Florida	1	1
Luke Kornet, Vanderbilt	1	1
Yante Maten, Georgia	1	1
Riley Norris, Alabama	1	1
Retin Obasohan, Alabama	1	1
Michael Qualls, Arkansas	1	1
Levi Randolph, Alabama	1	1
Josh Richardson, Tennessee	1	1
Sebastian Saiz, Ole Miss	1	1
Jarvis Summers, Ole Miss	1	1
Michael Carrera, South Carolina	0	6
Rodney Cooper, Alabama	0	3
Nemanja Djurisic, Georgia	0	2
KT Harrell, Auburn	0	2
Aaron Jones, Ole Miss	0	2
Alex Poythress, Kentucky	0	2
Demetrius Henry, South Carolina	0	1
Moses Kingsley, Arkansas	0	1
Martavious Newby, Ole Miss	0	1
Derek Reese, Tennessee	0	1
Antwan Space, Texas A&M	0	1
Jarvis Summers, Ole Miss	0	1

TRIPLE-DOUBLES

PLAYER, SCHOOL	2014-15	CAREER
Tim Quarterman, LSU	1	1

NATIONAL RANKINGS

ASSOCIATED PRESS

RK	TEAM	RECORD	POINTS
1	Kentucky (65)	34-0	1,625
2	Villanova	32-2	1,522
3	Wisconsin	31-3	1,460
4	Duke	29-4	1,406
5	Arizona	31-3	1,405
6	Virginia	29-3	1,333
7	Gonzaga	32-2	1,229
8	Notre Dame	29-5	1,178
9	Iowa State	25-8	1,043
10	Kansas	26-8	995
11	Northern Iowa	30-3	979
12	Maryland	27-6	935
13	Oklahoma	22-10	740
14	Wichita St	28-4	737
15	North Carolina	24-11	703
16	Baylor	24-9	680
17	Louisville	24-8	614
18	SMU	27-6	485
19	Utah	24-8	455
20	West Virginia	23-9	398
21	Arkansas	26-8	373
22	Georgetown	21-10	177
23	Michigan St	23-11	159
24	Butler	22-10	142
25	Virginia Commonwealth	26-9	109

Receiving Votes: Oregon 91, Providence 62, Xavier 18, Davidson 16, Ohio State 12, Stephen F. Austin 12, Wyoming 6, Boise State 5, LSU 5, BYU 3, Valparaiso 3, Wofford 2, Harvard 2, Murray St 2, Dayton 1, Iowa 1, Purdue 1, Colorado St 1

USA TODAY COACHES

RK	TEAM	RECORD	POINTS
1	Duke (29)	35-4	773
2	Wisconsin	36-4	739
3	Kentucky (2)	38-1	720
4	Arizona	34-4	659
5	Notre Dame	32-6	614
6	Gonzaga	35-3	608
7	Michigan State	27-12	572
8	Virginia	30-4	525
9	Villanova	33-3	500
10	Louisville	27-9	474
11	Wichita St	30-5	452
12	North Carolina	26-12	403
13	Oklahoma	24-11	360
14	Northern Iowa	31-4	350
15	Utah	26-9	342
16	Maryland	28-7	331
17	Kansas	27-9	330
18	West Virginia	25-10	286
19	Iowa State	25-9	243
20	Arkansas	27-9	143
21	Baylor	24-10	112
22	Xavier	23-14	106
23	Butler	23-11	89
24	NC State	22-14	88
25	Oregon	26-10	56

Receiving Votes: SMU 55, Georgetown 45, UCLA 39, VCU 13, San Diego State 12, Ohio State 10, Dayton 8, Iowa 7, Providence 3, Purdue 2, Cincinnati 2, LSU 2, UAB 1, Murray State 1

SEC IN THE NCAA STATISTICS

TEAM

WINNING PERCENTAGE

1	Kentucky	97.4
21	Arkansas	75.0
64	LSU	66.7
83	Georgia	63.6
83	Texas A&M	63.6
98	Ole Miss	61.8

SCORING OFFENSE

18	Arkansas	77.4
29	Kentucky	74.4
40	LSU	73.4
48	Ole Miss	72.8
87	Vanderbilt	70.6

SCORING DEFENSE

3	Kentucky	54.3
24	Florida	60.0
57	South Carolina	62.0
78	Texas A&M	62.9
89	Mississippi St.	63.5

SCORING MARGIN

1	Kentucky	20.1
49	Arkansas	7.3
60	Vanderbilt	6.3
70	LSU	5.8
95	Texas A&M	4.8

FG PERCENTAGE

31	Vanderbilt	47.2
38	Kentucky	46.8
77	LSU	45.5
82	Texas A&M	45.3

FG PERCENTAGE DEFENSE

1	Kentucky	35.4
13	South Carolina	38.7
19	Georgia	38.9
53	LSU	40.2
57	Texas A&M	40.2
68	Ole Miss	40.4
73	Vanderbilt	40.6
77	Florida	40.8
85	Alabama	41.1

THREE-POINT FG PER GAME

74	Vanderbilt	7.3
86	Auburn	7.2

THREE-POINT FG PERCENTAGE

19	Vanderbilt	39.2

THREE-POINT FG DEFENSE

3	Kentucky	27.1
31	LSU	30.9
34	Texas A&M	.31
35	Georgia	31.1
57	South Carolina	31.8
78	Alabama	32.4
98	Florida	32.8
99	Mississippi St.	32.8

FREE-THROW PERCENTAGE

3	Ole Miss	77.3
32	South Carolina	73.7
52	Kentucky	72.6
68	Arkansas	72.4
87	Alabama	71.7

REBOUND MARGIN

15	Kentucky	6.8
43	Texas A&M	4.6
48	Georgia	4.3
90	Mississippi St.	2.6
91	Ole Miss	2.6
97	LSU	2.3
97	South Carolina	2.3

ASSISTS PER GAME

11	Arkansas	16.1
18	LSU	15.6
22	Vanderbilt	15.5
43	Texas A&M	14.7
61	Kentucky	14.2

ASSIST-TURNOVER RATIO

22	Kentucky	1.36
25	Arkansas	1.35
68	Vanderbilt	1.20
72	Ole Miss	1.19
77	Texas A&M	1.18

BLOCKED SHOTS PER GAME

2	Kentucky	6.9
7	LSU	6.2
15	Vanderbilt	5.3
42	Arkansas	4.7
47	Georgia	4.6
98	South Carolina	4.0

STEALS PER GAME

30	Tennessee	7.7
32	Arkansas	7.7
58	LSU	7.3
86	Florida	6.9
93	Auburn	6.8

TURNOVERS PER GAME

23	Kentucky	10.5
51	Ole Miss	11.1

TURNOVER MARGIN

8	Arkansas	3.8
17	Kentucky	3.2
53	Tennessee	1.8
60	Auburn	1.7
69	Ole Miss	1.5
87	Florida	1.3

PERSONAL FOULS PER GAME

25	LSU	15.6
78	Florida	16.9
83	Kentucky	17.1
94	Vanderbilt	17.2

INDIVIDUAL

POINTS PER GAME

38	KT Harrell, Auburn	18.5
59	Bobby Portis, Arkansas	17.5
85	Jarell Martin, LSU	16.9

FG PERCENTAGE

26	Damian Jones, Vanderbilt	56.2
45	Bobby Portis, Arkansas	53.6
63	Jarell Martin, LSU	50.9
68	Jordan Mickey, LSU	50.4

THREE-POINT FG PER GAME

33	KT Harrell, Auburn	2.80
100	Danuel House, Texas A&M	2.38

THREE-POINT FG PERCENTAGE

10	KT Harrell, Auburn	43.4

FREE-THROW PERCENTAGE

7	Stefan Moody, Ole Miss	90.3
33	Rashad Madden, Arkansas	86.2
58	Levi Randolph, Alabama	83.9
73	Tyrone Johnson, So. Carolina	83.0
83	J.J. Frazier, Georgia	82.7

REBOUNDS PER GAME

18	Jordan Mickey, LSU	9.9
24	Cinmeon Bowers, Auburn	9.6
28	Jarell Martin, LSU	9.2
39	Bobby Portis, Arkansas	8.9

ASSISTS PER GAME

24	Alex Caruso, Texas A&M	5.5
49	Jarvis Summers, Ole Miss	4.8
68	Rashad Madden, Arkansas	4.6
71	Kasey Hill, Florida	4.5
76	Wade Baldwin IV, Vanderbilt	4.4

BLOCKED SHOTS PER GAME

1	Jordan Mickey, LSU	3.65
37	Karl-Anthony Towns, Kentucky	2.26
51	Damian Jones, Vanderbilt	2.00
71	Jimmie Taylor, Alabama	1.74
73	Willie Cauley-Stein, Kentucky	1.72

STEALS PER GAME

19	Josh Richardson, Tennessee	2.09
20	Alex Caruso, Texas A&M	2.09

ASSIST TURNOVER RATIO

3	Tyler Ulis, Kentucky	3.55
48	Jarvis Summers, Ole Miss	2.39
57	Wade Baldwin IV, Vanderbilt	2.31
76	Andrew Harrison, Kentucky	2.17
85	J.J. Frazier, Georgia	2.12
90	Kasey Hill, Florida	2.07
91	Keith Shamburger, Missouri	2.07

DOUBLE-DOUBLES

15	Jordan Mickey, LSU	16
18	Jarell Martin, LSU	15
23	Cinmeon Bowers, Auburn	14
23	Bobby Portis, Arkansas	14
69	Karl-Anthony Towns, Kentucky	8
96	Marcus Thornton, Georgia	7

TRIPLE-DOUBLES

2	Tim Quarterman, LSU	1

Jordan Mickey

SEC TEAM STATISTICS – ALL GAMES

SCORING OFFENSE

	Team	G	W-L	Points	Avg
1.	Arkansas	36	27-9	2787	77.4
2.	Kentucky	39	38-1	2900	74.4
3.	LSU	33	22-11	2423	73.4
4.	Ole Miss	34	21-13	2475	72.8
5.	Vanderbilt	35	21-14	2472	70.6
6.	Georgia	33	21-12	2250	68.2
7.	Auburn	35	15-20	2378	67.9
8.	Texas A&M	33	21-12	2236	67.8
9.	Alabama	34	19-15	2280	67.1
10.	South Carolina	33	17-16	2146	65.0
11.	Florida	33	16-17	2101	63.7
12.	Tennessee	32	16-16	2025	63.3
13.	Mississippi State	32	13-19	1977	61.8
14.	Missouri	32	9-23	1935	60.5

SCORING DEFENSE

	Team	G	Points	Avg
1.	Kentucky	39	2118	54.3
2.	Florida	33	1982	60.1
3.	South Carolina	33	2046	62.0
4.	Texas A&M	33	2077	62.9
5.	Mississippi State	32	2032	63.5
6.	Alabama	34	2180	64.1
7.	Tennessee	32	2055	64.2
8.	Vanderbilt	35	2252	64.3
9.	Georgia	33	2124	64.4
10.	LSU	33	2233	67.7
11.	Missouri	32	2173	67.9
12.	Ole Miss	34	2326	68.4
13.	Arkansas	36	2525	70.1
14.	Auburn	35	2523	72.1

SCORING MARGIN

	Team	G	OFF	DEF	Margin
1.	Kentucky	39	74.4	54.3	+20.1
2.	Arkansas	36	77.4	70.1	+7.3
3.	Vanderbilt	35	70.6	64.3	+6.3
4.	LSU	33	73.4	67.7	+5.8
5.	Texas A&M	33	67.8	62.9	+4.8
6.	Ole Miss	34	72.8	68.4	+4.4
7.	Georgia	33	68.2	64.4	+3.8
8.	Florida	33	63.7	60.1	+3.6
9.	South Carolina	33	65.0	62.0	+3.0
10.	Alabama	34	67.1	64.1	+2.9
11.	Tennessee	32	63.3	64.2	-0.9
12.	Mississippi State	32	61.8	63.5	-1.7
13.	Auburn	35	67.9	72.1	-4.1
14.	Missouri	32	60.5	67.9	-7.4

FIELD GOAL PERCENTAGE

	Team	G	FG	FGA	Pct
1.	Vanderbilt	35	838	1775	.472
2.	Kentucky	39	1006	2150	.468
3.	LSU	33	892	1962	.455
4.	Texas A&M	33	805	1777	.453
5.	Arkansas	36	978	2196	.445
6.	Alabama	34	760	1724	.441
7.	Florida	33	766	1763	.434
8.	Georgia	33	747	1730	.432
9.	Mississippi State	32	669	1557	.430
10.	Tennessee	32	725	1706	.425
11.	Ole Miss	34	848	2003	.423
12.	Auburn	35	760	1880	.404
13.	South Carolina	33	735	1819	.404
14.	Missouri	32	683	1694	.403

FIELD GOAL PERCENTAGE DEFENSE

	Team	G	FG	FGA	Pct
1.	Kentucky	39	750	2116	.354
2.	South Carolina	33	658	1699	.387
3.	Georgia	33	733	1883	.389
4.	LSU	33	824	2052	.402
5.	Texas A&M	33	703	1750	.402
6.	Ole Miss	34	762	1885	.404
7.	Vanderbilt	35	789	1941	.406
8.	Florida	33	673	1648	.408
9.	Alabama	34	735	1790	.411
10.	Mississippi State	32	713	1713	.416
11.	Arkansas	36	869	2031	.428
12.	Missouri	32	726	1691	.429
13.	Tennessee	32	673	1533	.439
14.	Auburn	35	887	1892	.469

FREE THROW PERCENTAGE

	Team	G	FTM	FTA	Pct
1.	Ole Miss	34	559	723	.773
2.	South Carolina	33	496	673	.737
3.	Kentucky	39	685	943	.726
4.	Arkansas	36	593	819	.724
5.	Alabama	34	539	752	.717
6.	Vanderbilt	35	541	764	.708
7.	Mississippi State	32	506	727	.696
8.	Georgia	33	572	826	.692
9.	Tennessee	32	381	551	.691
10.	LSU	33	450	658	.684
11.	Missouri	32	373	560	.666
12.	Auburn	35	606	910	.666
13.	Texas A&M	33	445	676	.658
14.	Florida	33	351	553	.635

3-POINT FIELD GOAL PERCENTAGE

	Team	G	FG	FGA	Pct
1.	Vanderbilt	35	255	651	.392
2.	Arkansas	36	238	681	.349
3.	Kentucky	39	203	582	.349
4.	Texas A&M	33	181	520	.348
5.	Auburn	35	252	727	.347
6.	Georgia	33	184	538	.342
7.	LSU	33	189	558	.339
8.	Ole Miss	34	220	662	.332
9.	Tennessee	32	194	586	.331
10.	Missouri	32	196	596	.329
11.	Florida	33	218	674	.323
12.	Alabama	34	221	697	.317
13.	Mississippi State	32	133	434	.306
14.	South Carolina	33	180	599	.301

3-POINT FIELD GOAL PERCENTAGE DEFENSE

	Team	G	FG	FGA	Pct
1.	Kentucky	39	175	646	.271
2.	LSU	33	185	599	.309
3.	Texas A&M	33	232	749	.310
4.	Georgia	33	207	665	.311
5.	South Carolina	33	196	617	.318
6.	Alabama	34	215	663	.324
7.	Florida	33	170	519	.328
8.	Mississippi State	32	210	641	.328
9.	Auburn	35	205	617	.332
10.	Vanderbilt	35	216	637	.339
11.	Missouri	32	206	601	.343
12.	Arkansas	36	223	634	.352
13.	Ole Miss	34	270	755	.358
14.	Tennessee	32	244	661	.369

3-POINT FIELD GOALS MADE

	Team	G	3FG	Avg
1.	Vanderbilt	35	255	7.29
2.	Auburn	35	252	7.20
3.	Arkansas	36	238	6.61
4.	Florida	33	218	6.61
5.	Alabama	34	221	6.50
6.	Ole Miss	34	220	6.47
7.	Missouri	32	196	6.13
8.	Tennessee	32	194	6.06
9.	LSU	33	189	5.73
10.	Georgia	33	184	5.58
11.	Texas A&M	33	181	5.48
12.	South Carolina	33	180	5.45
13.	Kentucky	39	203	5.21
14.	Mississippi State	32	133	4.16

REBOUNDING

	Team	G	Reb	Avg
1.	LSU	33	1294	39.2
2.	Georgia	33	1260	38.2
3.	Kentucky	39	1482	38.0
4.	Ole Miss	34	1284	37.8
5.	Texas A&M	33	1197	36.3
6.	Arkansas	36	1290	35.8
7.	South Carolina	33	1178	35.7
8.	Mississippi State	32	1099	34.3
9.	Vanderbilt	35	1184	33.8
10.	Florida	33	1095	33.2
11.	Alabama	34	1122	33.0
12.	Missouri	32	1050	32.8
13.	Tennessee	32	1040	32.5
14.	Auburn	35	1104	31.5

REBOUNDING DEFENSE

	Team	G	Reb	Avg
1.	Tennessee	32	996	31.1
2.	Kentucky	39	1215	31.2
3.	Texas A&M	33	1045	31.7
4.	Mississippi State	32	1017	31.8
5.	Vanderbilt	35	1119	32.0
6.	Florida	33	1058	32.1
7.	South Carolina	33	1103	33.4
8.	Alabama	34	1137	33.4
9.	Georgia	33	1117	33.8
10.	Ole Miss	34	1197	35.2
11.	Missouri	32	1130	35.3
12.	Arkansas	36	1281	35.6
13.	LSU	33	1219	36.9
14.	Auburn	35	1297	37.1

REBOUNDING MARGIN

	Team	G	TEAM	OPP	Margin
1.	Kentucky	39	38.0	31.2	+6.8
2.	Texas A&M	33	36.3	31.7	+4.6
3.	Georgia	33	38.2	33.8	+4.3
4.	Mississippi State	32	34.3	31.8	+2.6
5.	Ole Miss	34	37.8	35.2	+2.6
6.	LSU	33	39.2	36.9	+2.3
7.	South Carolina	33	35.7	33.4	+2.3
8.	Vanderbilt	35	33.8	32.0	+1.9
9.	Tennessee	32	32.5	31.1	+1.4
10.	Florida	33	33.2	32.1	+1.1
11.	Arkansas	36	35.8	35.6	+0.2
12.	Alabama	34	33.0	33.4	-0.4
13.	Missouri	32	32.8	35.3	-2.5
14.	Auburn	35	31.5	37.1	-5.5

BLOCKED SHOTS

	Team	G	Blocks	Avg
1.	Kentucky	39	268	6.87
2.	LSU	33	204	6.18
3.	Vanderbilt	35	186	5.31
4.	Arkansas	36	168	4.67
5.	Georgia	33	151	4.58
6.	South Carolina	33	133	4.03
7.	Ole Miss	34	128	3.76
8.	Alabama	34	125	3.68
9.	Florida	33	118	3.58
10.	Tennessee	32	108	3.38
11.	Texas A&M	33	97	2.94
12.	Missouri	32	90	2.81
	Mississippi State	32	90	2.81
14.	Auburn	35	89	2.54

ASSISTS

	Team	G	Assists	Avg
1.	Arkansas	36	579	16.08
2.	LSU	33	516	15.64
3.	Vanderbilt	35	541	15.46
4.	Texas A&M	33	485	14.70
5.	Kentucky	39	553	14.18
6.	South Carolina	33	437	13.24
7.	Ole Miss	34	450	13.24
8.	Florida	33	431	13.06
9.	Georgia	33	411	12.45
10.	Tennessee	32	350	10.94
11.	Auburn	35	376	10.74
12.	Missouri	32	343	10.72
13.	Alabama	34	350	10.29
14.	Mississippi State	32	278	8.69

STEALS

	Team	G	Steals	Avg
1.	Tennessee	32	247	7.72
2.	Arkansas	36	277	7.69
3.	LSU	33	240	7.27
4.	Florida	33	228	6.91
5.	Auburn	35	238	6.80
6.	Ole Miss	34	225	6.62
7.	Kentucky	39	253	6.49
8.	Alabama	34	219	6.44
9.	Mississippi State	32	205	6.41
10.	South Carolina	33	208	6.30
11.	Texas A&M	33	186	5.64
12.	Missouri	32	179	5.59
13.	Georgia	33	183	5.55
14.	Vanderbilt	35	168	4.80

SEC INDIVIDUAL STATISTICS – ALL GAMES

SCORING

	Player, Team	G	FG	3FG	FT	Pts	Avg
1.	KT Harrell, AU	35	194	98	162	648	18.5
2.	Bobby Portis, AR	36	250	14	115	629	17.5
3.	Jarell Martin, LS	33	202	14	140	558	16.9
4.	Stefan Moody, UM	34	168	78	149	563	16.6
5.	Josh Richardson, UT	32	184	46	99	513	16.0
6.	Michael Qualls, AR	36	180	55	158	573	15.9
7.	Jordan Mickey, LS	31	191	1	95	478	15.4
8.	Levi Randolph, UA	34	169	39	146	523	15.4
9.	Danuel House, AM	26	125	62	72	384	14.8
10.	Damian Jones, VU	35	186	1	133	506	14.5
11.	Jalen Jones, AM	31	148	12	118	426	13.7
12.	Keith Hornsby, LS	33	156	72	58	442	13.4
13.	Dorian Finney-Smith, UF	28	137	49	44	367	13.1
14.	Marcus Thornton, UG	31	135	9	103	382	12.3
15.	Riley LaChance, VU	35	147	66	69	429	12.3
16.	Cinmeon Bowers, AU	34	154	5	99	412	12.1
17.	Michael Frazier, UF	26	98	57	61	314	12.1
18.	Jarvis Summers, UM	33	122	29	123	396	12.0
19.	Johnathan Williams, MO	32	128	22	103	381	11.9
20.	Duane Notice, SC	33	127	61	72	387	11.7
21.	Kenny Gaines, UG	31	125	56	57	363	11.7
22.	Tim Quarterman, LS	33	125	40	89	379	11.5
23.	Craig Sword, MS	28	97	27	96	317	11.3
24.	Charles Mann, UG	33	104	14	147	369	11.2
25.	Rodney Cooper, UA	33	127	49	64	367	11.1
	Sindarius Thornwell, SC	33	114	38	101	367	11.1

REBOUNDING

	Player, Team	G	OFF	DEF	TOT	Avg
1.	Jordan Mickey, LS	31	99	209	308	9.9
2.	Cinmeon Bowers, AU	34	123	203	326	9.6
3.	Jarell Martin, LS	33	98	207	305	9.2
4.	Bobby Portis, AR	36	133	188	321	8.9
5.	Marcus Thornton, UG	31	53	173	226	7.3
6.	Johnathan Williams, MO	32	78	150	228	7.1
7.	Gavin Ware, MS	30	62	150	212	7.1
8.	Armani Moore, UT	32	91	125	216	6.8
9.	Karl-Anthony Towns, UK	39	92	169	261	6.7
10.	Jalen Jones, AM	31	59	147	206	6.6
11.	Damian Jones, VU	35	76	151	227	6.5
12.	Kourtney Roberson, AM	33	81	132	213	6.5
13.	Willie Cauley-Stein, UK	39	89	162	251	6.4
14.	Dorian Finney-Smith, UF	28	73	101	174	6.2
15.	James Siakam, VU	34	91	110	201	5.9
16.	Michael Carrera, SC	30	65	107	172	5.7
17.	Sebastian Saiz, UM	34	66	120	186	5.5
18.	Martavious Newby, UM	34	51	132	183	5.4
19.	Michael Qualls, AR	36	59	133	192	5.3
20.	Derek Reese, UT	32	56	114	170	5.3

FIELD GOAL PERCENTAGE

(Min. 5.0 made per game)

	Player, Team	G	FG	FGA	Pct
1.	Damian Jones, VU	35	186	331	.562
2.	Bobby Portis, AR	36	250	466	.536
3.	Jarell Martin, LS	33	202	397	.509
4.	Jordan Mickey, LS	31	191	379	.504
5.	Josh Richardson, UT	32	184	399	.461
6.	KT Harrell, AU	35	194	428	.453
7.	Michael Qualls, AR	36	180	413	.436

ASSISTS

	Player, Team	G	Assists	Avg
1.	Alex Caruso, AM	33	182	5.52
2.	Jarvis Summers, UM	33	160	4.85
3.	Rashad Madden, AR	36	164	4.56
4.	Kasey Hill, UF	33	149	4.52
5.	Wade Baldwin IV, VU	35	155	4.43
6.	Tim Quarterman, LS	33	133	4.03
7.	Keith Shamburger, MO	32	124	3.88
8.	Josh Gray, LS	31	118	3.81
9.	Tyler Ulis, UK	37	135	3.65
10.	Charles Mann, UG	33	119	3.61

FREE THROW PERCENTAGE

(Min. 2.5 made pg)

	Player, Team	G	FTM	FTA	Pct
1.	Stefan Moody, UM	34	149	165	.903
2.	Rashad Madden, AR	36	100	116	.862
3.	Levi Randolph, UA	34	146	174	.839
4.	Tyrone Johnson, SC	33	93	112	.830
5.	J.J. Frazier, UG	32	86	104	.827
6.	KT Harrell, AU	35	162	199	.814
7.	Karl-Anthony Towns, UK	39	109	134	.813
8.	Josh Richardson, UT	32	99	124	.798
9.	Andrew Harrison, UK	39	126	159	.792
10.	Michael Qualls, AR	36	158	204	.775

STEALS

	Player, Team	G	Steals	Avg
1.	Josh Richardson, UT	32	67	2.09
2.	Alex Caruso, AM	33	69	2.09
3.	Stefan Moody, UM	34	57	1.68
4.	Kevin Punter, UT	32	51	1.59
5.	KC Ross, Miller, AU	35	54	1.54
6.	Levi Randolph, UA	34	50	1.47
7.	Armani Moore, UT	32	46	1.44
8.	Wade Baldwin IV, VU	35	50	1.43
9.	Tim Quarterman, LS	33	47	1.42
10.	Sindarius Thornwell, SC	33	43	1.30

3-POINT FIELD GOAL PERCENTAGE

(Min. 2.0 made pg)

	Player, Team	G	3FG	FGA	Pct
1.	KT Harrell, AU	35	98	226	.434
2.	Matthew Fisher-Davis, VU	34	71	177	.401
3.	Danuel House, AM	26	62	155	.400
4.	Keith Hornsby, LS	33	72	183	.393
5.	Michael Frazier, UF	26	57	150	.380
6.	Stefan Moody, UM	34	78	222	.351

3-POINT FIELD GOALS MADE

	Player, Team	G	3FG	Avg
1.	KT Harrell, AU	35	98	2.80
2.	Danuel House, AM	26	62	2.38
3.	Stefan Moody, UM	34	78	2.29
4.	Michael Frazier, UF	26	57	2.19
5.	Keith Hornsby, LS	33	72	2.18
6.	Matthew Fisher-Davis, VU	34	71	2.09
7.	Riley LaChance, VU	35	66	1.89
8.	Duane Notice, SC	33	61	1.85
9.	Kenny Gaines, UG	31	56	1.81
10.	Anthlon Bell, AR	36	65	1.81

BLOCKED SHOTS

	Player, Team	G	Blocks	Avg
1.	Jordan Mickey, LS	31	113	3.65
2.	Karl-Anthony Towns, UK	39	88	2.26
3.	Damian Jones, VU	35	70	2.00
4.	Jimmie Taylor, UA	34	59	1.74
5.	Willie Cauley-Stein, UK	39	67	1.72
6.	Yante Maten, UG	32	45	1.41
7.	Bobby Portis, AR	36	50	1.39
8.	L. Chatkevicius, SC	33	44	1.33
9.	James Siakam, VU	34	42	1.24
10.	Armani Moore, UT	32	39	1.22

ASSIST/TURNOVER RATIO

(Min. 3.0 assists/game)

	Player, Team	G	Asst	Turn	Ratio
1.	Tyler Ulis, UK	37	3.6	1.0	3.55
2.	Jarvis Summers, UM	33	4.8	2.0	2.39
3.	Wade Baldwin IV, VU	35	4.4	1.9	2.31
4.	Andrew Harrison, UK	39	3.6	1.6	2.17
5.	J.J. Frazier, UG	32	3.3	1.5	2.12
6.	Kasey Hill, UF	33	4.5	2.2	2.07
7.	Keith Shamburger, MO	32	3.9	1.9	2.07
8.	Rashad Madden, AR	36	4.6	2.3	1.95
9.	Alex Caruso, AM	33	5.5	3.0	1.82
10.	Tyrone Johnson, SC	33	3.5	1.9	1.81

OFFENSIVE REBOUNDS

	Player, Team	G	No.	Avg
1.	Bobby Portis, AR	36	133	3.69
2.	Cinmeon Bowers, AU	34	123	3.62
3.	Jordan Mickey, LS	31	99	3.19
4.	Jarell Martin, LS	33	98	2.97
5.	Armani Moore, UT	32	91	2.84
6.	James Siakam, VU	34	91	2.68
7.	Dorian Finney-Smith, UF	28	73	2.61
8.	Kourtney Roberson, AM	33	81	2.45
9.	Johnathan Williams, MO	32	78	2.44
10.	Karl-Anthony Towns, UK	39	92	2.36

DEFENSIVE REBOUNDS

	Player, Team	G	No.	Avg
1.	Jordan Mickey, LS	31	209	6.74
2.	Jarell Martin, LS	33	207	6.27
3.	Cinmeon Bowers, AU	34	203	5.97
4.	Marcus Thornton, UG	31	173	5.58
5.	Bobby Portis, AR	36	188	5.22
6.	Gavin Ware, MS	30	150	5.00
7.	Jalen Jones, AM	31	147	4.74
8.	Johnathan Williams, MO	32	150	4.69
9.	Karl-Anthony Towns, UK	39	169	4.33
10.	Damian Jones, VU	35	151	4.31

MINUTES PLAYED

	Player, Team	G	Minutes	Avg
1.	Josh Richardson, UT	32	1162	36.31
2.	Keith Hornsby, LS	33	1172	35.52
3.	Levi Randolph, UA	34	1200	35.29
4.	Jarell Martin, LS	33	1159	35.12
5.	Jordan Mickey, LS	31	1081	34.87
6.	Keith Shamburger, MO	32	1092	34.12
7.	Tim Quarterman, LS	33	1108	33.58
8.	Riley LaChance, VU	35	1166	33.31
9.	KT Harrell, AU	35	1156	33.03
10.	Danuel House, AM	26	845	32.50

SEC SUPERLATIVES – ALL GAMES

INDIVIDUAL PLAYER GAME HIGHS

POINTS

37	J.J. Frazier (Georgia) at Mississippi State (1/24/15)
32	Bobby Portis (Arkansas) vs Vanderbilt (1/10/15)
32	Levi Randolph (Alabama) vs Ole Miss (3/3/15)

FIELD GOALS MADE

13	Jordan Mickey (LSU) vs Weber State (11/22/14)
13	Bobby Portis (Arkansas) vs Vanderbilt (1/10/15)

FIELD GOAL ATTEMPTS

24	Sindarius Thornwell (South Carolina) vs Charlotte (11/21/14)
24	Jordan Mickey (LSU) vs Weber State (11/22/14)

FIELD GOAL PERCENTAGE

.909 (10-11)	Luke Kornet (Vanderbilt) vs Tennessee State (11/23/14)
.909 (10-11)	Marcus Thornton (Georgia) at Chattanooga (12/2/14)

3-PT FG MADE

8	Stefan Moody (Ole Miss) at Mississippi State (2/19/15)
7	KT Harrell (Auburn) vs Coastal Carolina (12/5/14)
7	J.J. Frazier (Georgia) at Mississippi State (1/24/15)
7	Danuel House (Texas A&M) at South Carolina (2/21/15)

3-PT FG ATTEMPTS

13	Aaron Harrison (Kentucky) at Texas A&M (1/10/15)
13	KT Harrell (Auburn) vs Georgia (3/7/15)

3-PT PERCENTAGE

1.000 (7-7)	J.J. Frazier (Georgia) at Mississippi State (1/24/15)
.875 (7-8)	KT Harrell (Auburn) vs Coastal Carolina (12/5/14)

FREE THROWS MADE

17	Levi Randolph (Alabama) vs Ole Miss (3/3/15)
15	KT Harrell (Auburn) vs LSU (3/13/15)

FREE THROW ATTEMPTS

18	Cinmeon Bowers (Auburn) vs Missouri (1/10/15)
18	KT Harrell (Auburn) vs LSU (3/13/15)
18	Jarell Martin (LSU) vs Auburn (3/13/15)

FREE THROW PERCENTAGE

1.000 (17-17)	Levi Randolph (Alabama) vs Ole Miss (3/3/15)
1.000 (11-11)	Levi Randolph (Alabama) vs Western Carolina (11/17/14)
1.000 (11-11)	Levi Randolph (Alabama) vs Florida (3/12/15)
1.000 (10-10)	Levi Randolph (Alabama) vs Arizona State (11/25/14)
1.000 (10-10)	Stefan Moody (Ole Miss) at Georgia (1/20/15)
1.000 (10-10)	Stefan Moody (Ole Miss) at Missouri (1/31/15)
1.000 (9-9)	Damian Jones (Vanderbilt) vs Baylor (12/4/14)
1.000 (9-9)	Keith Shamburger (Missouri) vs Elon (12/11/14)
1.000 (9-9)	Tyrone Johnson (South Carolina) vs Florida (1/7/15)
1.000 (9-9)	Charles Mann (Georgia) at Auburn (3/7/15)
1.000 (8-8)	16 players

REBOUNDS

20	Jordan Mickey (LSU) at Mississippi State (1/31/15)
17	Cinmeon Bowers (Auburn) vs Milwaukee (11/14/14)
17	Cinmeon Bowers (Auburn) vs Winthrop (12/17/14)
17	Jordan Mickey (LSU) at Missouri (1/8/15)
17	Cinmeon Bowers (Auburn) vs Mississippi State (1/21/15)
17	Gavin Ware (Mississippi State) at Auburn (1/21/15)

ASSISTS

11	Keith Shamburger (Missouri) at Alabama (2/4/15)
11	Alex Caruso (Texas A&M) at Missouri (2/7/15)

STEALS

6	Wes Clark (Missouri) vs UMKC (11/14/14)
6	Sindarius Thornwell (South Carolina) vs UNC Asheville (11/26/14)
6	Chris Chiozza (Florida) vs UAB (11/27/14)
6	Alex Caruso (Texas A&M) vs Arizona State (12/6/14)
6	Josh Richardson (Tennessee) vs Butler (12/14/14)
6	Michael Frazier (Florida) at Vanderbilt (2/3/15)
6	Kevin Punter (Tennessee) at Georgia (2/7/15)
6	Stefan Moody (Ole Miss) vs Tennessee (2/21/15)

BLOCKED SHOTS

7	Jordan Mickey (LSU) at UAB (12/18/14)
7	Jimmie Taylor (Alabama) vs Appalachian State (12/21/14)
7	Jordan Mickey (LSU) vs Texas A&M (1/17/15)
7	Karl-Anthony Towns (Kentucky) vs Vanderbilt (1/20/15)
7	Jordan Mickey (LSU) at Tennessee (2/14/15)

TURNOVERS

10	Alex Caruso (Texas A&M) vs Auburn (3/12/15)
8	Six players

TEAM HIGHS

POINTS

110	Kentucky vs Auburn (2/21/15)
109	Texas A&M vs Northwestern State (11/14/14)

MARGIN

58 (86-28)	Kentucky vs Montana State (11/23/14)
49 (86-37)	Kentucky vs Missouri (1/13/15)

FIELD GOALS MADE

44	Kentucky vs Auburn (2/21/15)
42	Texas A&M vs Northwestern State (11/14/14)

FIELD GOAL ATTEMPTS

83	Arkansas vs Iona (11/30/14)
80	Ole Miss vs BYU (3/17/15)

FIELD GOAL PERCENTAGE

.647 (44-68)	Kentucky vs Auburn (2/21/15)
.638 (37-58)	Florida vs Yale (12/8/14)

3-PT FG MADE

13	Florida vs Jacksonville (12/14/14)
13	Tennessee vs Tennessee State (12/27/14)
13	Vanderbilt at Tennessee (2/26/15)
13	Vanderbilt at Ole Miss (3/7/15)

3-PT FG ATTEMPTS

31	Ole Miss vs Tennessee (2/21/15)
30	Ole Miss vs Charleston Southern (11/14/14)
30	Alabama vs Iowa State (11/24/14)
30	Auburn vs Ole Miss (2/7/15)
30	South Carolina at Alabama (2/24/15)

3-PT PERCENTAGE

.727 (8-11)	Mississippi State at Tennessee (2/3/15)
.667 (4-6)	Kentucky vs Vanderbilt (1/20/15)

FREE THROWS MADE

38	Vanderbilt vs Western Carolina (12/16/14)
33	Georgia vs Stony Brook (11/18/14)

FREE THROW ATTEMPTS

48	Georgia vs Stony Brook (11/18/14)
44	Mississippi State vs Tennessee (1/7/15)
44	Texas A&M vs Mississippi State (1/13/15)
44	LSU vs Auburn (3/13/15)

FREE THROW PERCENTAGE

.955 (21-22)	Kentucky at Florida (2/7/15)
.944 (17-18)	LSU at Florida (1/20/15)

REBOUNDS

57	Georgia vs Mercer (12/27/14)
55	Arkansas vs Utah Valley (1/3/15)

ASSISTS

26	Texas A&M vs Northwestern State (11/14/14)
26	Arkansas vs Delaware State (11/21/14)

STEALS

17	Florida vs Wake Forest (12/20/14)
15	Arkansas vs Mississippi State (2/7/15)

BLOCKED SHOTS

13	Kentucky vs UCLA (12/20/14)
13	LSU vs South Carolina (1/28/15)
13	Vanderbilt vs South Dakota State (03/20/15)

TURNOVERS

26	Mississippi State vs Mississippi Valley (11/17/14)
24	LSU at West Virginia (12/4/14)
24	Mississippi State at Arkansas (2/7/15)

FOULS

34	Tennessee vs Va. Commonwealth (11/14/14)
32	Tennessee at Mississippi State (1/7/15)

SEC TEAM STATISTICS – SEC GAMES

SCORING OFFENSE

	Team	G	W-L	Points	Avg
1.	Arkansas	18	13-5	1352	75.1
2.	Kentucky	18	18-0	1335	74.2
3.	Ole Miss	18	11-7	1311	72.8
4.	LSU	18	11-7	1305	72.5
5.	Auburn	18	4-14	1210	67.2
6.	Vanderbilt	18	9-9	1209	67.2
7.	Georgia	18	11-7	1203	66.8
8.	Texas A&M	18	11-7	1183	65.7
9.	Alabama	18	8-10	1137	63.2
10.	Florida	18	8-10	1113	61.8
11.	Mississippi State	18	6-12	1109	61.6
12.	Tennessee	18	7-11	1090	60.6
13.	South Carolina	18	6-12	1078	59.9
14.	Missouri	18	3-15	1031	57.3

SCORING DEFENSE

	Team	G	Points	Avg
1.	Kentucky	18	1034	57.4
2.	Florida	18	1119	62.2
3.	Texas A&M	18	1130	62.8
4.	Alabama	18	1137	63.2
5.	Tennessee	18	1144	63.6
6.	South Carolina	18	1163	64.6
7.	Vanderbilt	18	1166	64.8
8.	Georgia	18	1175	65.3
9.	Mississippi State	18	1206	67.0
10.	Missouri	18	1236	68.7
11.	LSU	18	1241	68.9
12.	Ole Miss	18	1256	69.8
13.	Arkansas	18	1284	71.3
14.	Auburn	18	1375	76.4

SCORING MARGIN

	Team	G	OFF	DEF	Margin
1.	Kentucky	18	74.2	57.4	+16.7
2.	Arkansas	18	75.1	71.3	+3.8
3.	LSU	18	72.5	68.9	+3.6
4.	Ole Miss	18	72.8	69.8	+3.1
5.	Texas A&M	18	65.7	62.8	+2.9
6.	Vanderbilt	18	67.2	64.8	+2.4
7.	Georgia	18	66.8	65.3	+1.6
8.	Alabama	18	63.2	63.2	+0.0
9.	Florida	18	61.8	62.2	-0.3
10.	Tennessee	18	60.6	63.6	-3.0
11.	South Carolina	18	59.9	64.6	-4.7
12.	Mississippi State	18	61.6	67.0	-5.4
13.	Auburn	18	67.2	76.4	-9.2
14.	Missouri	18	57.3	68.7	-11.4

FIELD GOAL PERCENTAGE

	Team	G	FG	FGA	Pct
1.	Kentucky	18	453	974	.465
2.	LSU	18	474	1051	.451
3.	Vanderbilt	18	409	914	.447
4.	Arkansas	18	476	1089	.437
5.	Texas A&M	18	420	973	.432
6.	Florida	18	403	936	.431
7.	Alabama	18	376	877	.429
8.	Ole Miss	18	445	1050	.424
9.	Georgia	18	395	933	.423
10.	Mississippi State	18	360	856	.421
11.	Tennessee	18	393	944	.416
12.	Auburn	18	378	954	.396
13.	Missouri	18	376	971	.387
14.	South Carolina	18	360	969	.372

FIELD GOAL PERCENTAGE DEFENSE

	Team	G	FG	FGA	Pct
1.	Kentucky	18	374	954	.392
2.	Texas A&M	18	381	958	.398
3.	Georgia	18	408	1013	.403
4.	LSU	18	454	1126	.403
5.	Alabama	18	377	922	.409
6.	Mississippi State	18	413	987	.418
7.	Vanderbilt	18	399	947	.421
8.	Florida	18	380	900	.422
9.	Ole Miss	18	421	990	.425
10.	South Carolina	18	376	881	.427
11.	Missouri	18	418	960	.435
12.	Arkansas	18	442	1002	.441
13.	Tennessee	18	388	855	.454
14.	Auburn	18	487	996	.489

FREE THROW PERCENTAGE

	Team	G	FTM	FTA	Pct
1.	Ole Miss	18	301	390	.772
2.	South Carolina	18	255	339	.752
3.	Kentucky	18	332	447	.743
4.	Arkansas	18	285	398	.716
5.	Georgia	18	302	424	.712
6.	Tennessee	18	192	270	.711
7.	Vanderbilt	18	255	365	.699
8.	Alabama	18	265	380	.697
9.	Auburn	18	316	459	.688
10.	LSU	18	243	360	.675
11.	Mississippi State	18	306	455	.673
12.	Texas A&M	18	241	362	.666
13.	Missouri	18	171	258	.663
14.	Florida	18	193	309	.625

3-POINT FIELD GOAL PERCENTAGE

	Team	G	FG	FGA	Pct
1.	Vanderbilt	18	136	346	.393
2.	Auburn	18	138	379	.364
3.	Georgia	18	111	307	.362
4.	Kentucky	18	97	272	.357
5.	Texas A&M	18	102	289	.353
6.	Mississippi State	18	83	237	.350
7.	LSU	18	114	336	.339
8.	Ole Miss	18	120	362	.331
9.	Arkansas	18	115	347	.331
10.	Tennessee	18	112	343	.327
11.	Alabama	18	120	370	.324
12.	Florida	18	114	358	.318
13.	Missouri	18	108	344	.314
14.	South Carolina	18	103	354	.291

3-POINT FIELD GOAL PERCENTAGE DEFENSE

	Team	G	FG	FGA	Pct
1.	Kentucky	18	80	286	.280
2.	LSU	18	98	330	.297
3.	Texas A&M	18	125	403	.310
4.	Alabama	18	100	322	.311
5.	Georgia	18	119	365	.326
6.	Mississippi State	18	122	367	.332
7.	Florida	18	95	280	.339
8.	South Carolina	18	106	301	.352
9.	Missouri	18	115	326	.353
10.	Auburn	18	117	325	.360
11.	Ole Miss	18	140	384	.365
12.	Tennessee	18	127	345	.368
13.	Arkansas	18	115	310	.371
14.	Vanderbilt	18	114	300	.380

3-POINT FIELD GOALS MADE

	Team	G	3FG	Avg
1.	Auburn	18	138	7.67
2.	Vanderbilt	18	136	7.56
3.	Ole Miss	18	120	6.67
	Alabama	18	120	6.67
5.	Arkansas	18	115	6.39
6.	Florida	18	114	6.33
	LSU	18	114	6.33
8.	Tennessee	18	112	6.22
9.	Georgia	18	111	6.17
10.	Missouri	18	108	6.00
11.	South Carolina	18	103	5.72
12.	Texas A&M	18	102	5.67
13.	Kentucky	18	97	5.39
14.	Mississippi State	18	83	4.61

REBOUNDING

	Team	G	Reb	Avg
1.	LSU	18	675	37.5
2.	Georgia	18	673	37.4
3.	Texas A&M	18	670	37.2
4.	Ole Miss	18	653	36.3
5.	Kentucky	18	642	35.7
6.	Mississippi State	18	611	33.9
7.	Arkansas	18	606	33.7
8.	South Carolina	18	592	32.9
9.	Alabama	18	587	32.6
10.	Vanderbilt	18	582	32.3
11.	Missouri	18	579	32.2
12.	Florida	18	569	31.6
13.	Tennessee	18	566	31.4
14.	Auburn	18	533	29.6

REBOUNDING DEFENSE

	Team	G	Reb	Avg
1.	Tennessee	18	543	30.2
2.	Kentucky	18	552	30.7
3.	Vanderbilt	18	576	32.0
4.	Texas A&M	18	579	32.2
	Florida	18	579	32.2
6.	Georgia	18	585	32.5
7.	Alabama	18	587	32.6
8.	South Carolina	18	602	33.4
	Mississippi State	18	602	33.4
10.	Ole Miss	18	627	34.8
11.	Missouri	18	660	36.7
12.	Arkansas	18	666	37.0
13.	Auburn	18	688	38.2
14.	LSU	18	692	38.4

REBOUNDING MARGIN

	Team	G	TEAM	OPP	Margin
1.	Texas A&M	18	37.2	32.2	+5.1
2.	Kentucky	18	35.7	30.7	+5.0
3.	Georgia	18	37.4	32.5	+4.9
4.	Ole Miss	18	36.3	34.8	+1.4
5.	Tennessee	18	31.4	30.2	+1.3
6.	Mississippi State	18	33.9	33.4	+0.5
7.	Vanderbilt	18	32.3	32.0	+0.3
8.	Alabama	18	32.6	32.6	+0.0
9.	Florida	18	31.6	32.2	-0.6
10.	South Carolina	18	32.9	33.4	-0.6
11.	LSU	18	37.5	38.4	-0.9
12.	Arkansas	18	33.7	37.0	-3.3
13.	Missouri	18	32.2	36.7	-4.5
14.	Auburn	18	29.6	38.2	-8.6

BLOCKED SHOTS

	Team	G	Blocks	Avg
1.	LSU	18	112	6.22
2.	Kentucky	18	108	6.00
3.	Arkansas	18	99	5.50
4.	Vanderbilt	18	91	5.06
5.	Georgia	18	73	4.06
6.	Alabama	18	67	3.72
7.	Florida	18	66	3.67
8.	South Carolina	18	61	3.39
9.	Ole Miss	18	58	3.22
10.	Tennessee	18	57	3.17
11.	Texas A&M	18	56	3.11
12.	Missouri	18	49	2.72
	Auburn	18	49	2.72
14.	Mississippi State	18	46	2.56

ASSISTS

	Team	G	Assists	Avg
1.	LSU	18	273	15.17
	Arkansas	18	273	15.17
3.	Vanderbilt	18	258	14.33
4.	Texas A&M	18	245	13.61
5.	Kentucky	18	241	13.39
6.	Florida	18	231	12.83
	Ole Miss	18	231	12.83
8.	Georgia	18	220	12.22
9.	South Carolina	18	217	12.06
10.	Missouri	18	201	11.17
11.	Tennessee	18	192	10.67
12.	Auburn	18	191	10.61
13.	Alabama	18	164	9.11
14.	Mississippi State	18	156	8.67

STEALS

	Team	G	Steals	Avg
1.	Arkansas	18	139	7.72
2.	Tennessee	18	135	7.50
3.	LSU	18	122	6.78
4.	Ole Miss	18	118	6.56
5.	Florida	18	116	6.44
6.	Auburn	18	110	6.11
7.	Mississippi State	18	105	5.83
8.	Kentucky	18	102	5.67
9.	Alabama	18	100	5.56
10.	Texas A&M	18	92	5.11
11.	Vanderbilt	18	91	5.06
12.	South Carolina	18	90	5.00
13.	Missouri	18	87	4.83
14.	Georgia	18	86	4.78

SEC INDIVIDUAL STATISTICS – SEC GAMES

SCORING

	Player, Team	G	FG	3FG	FT	Pts	Avg
1.	Bobby Portis, AR.	18	136	3	60	335	18.6
2.	Stefan Moody, UM	18	96	44	98	334	18.6
3.	KT Harrell, AU	18	98	53	80	329	18.3
4.	Danuel House, AM.	17	90	46	49	275	16.2
5.	Jarell Martin, LS	18	107	6	68	288	16.0
6.	Jordan Mickey, LS	17	105	0	59	269	15.8
7.	Michael Qualls, AR.	18	82	27	82	273	15.2
8.	Josh Richardson, UT.	18	98	27	48	271	15.1
9.	Antoine Mason, AU	15	64	30	67	225	15.0
10.	Levi Randolph, UA	18	87	22	65	261	14.5
11.	Craig Sword, MS	18	76	22	85	259	14.4
12.	Keith Hornsby, LS.	18	88	46	29	251	13.9
13.	Jalen Jones, AM.	16	74	3	70	221	13.8
14.	Dorian Finney-Smith, UF.	15	72	26	23	193	12.9
15.	Damian Jones, VU	18	88	0	50	226	12.6
16.	Riley LaChance, VU	18	73	35	38	219	12.2
17.	Kenny Gaines, UG	17	69	35	30	203	11.9
18.	Aaron Harrison, UK	18	68	29	49	214	11.9
19.	Cinmeon Bowers, AU	18	77	4	54	212	11.8
20.	Jarvis Summers, UM.	18	64	14	69	211	11.7
	Nemanja Djurisic, UG	18	76	20	39	211	11.7
22.	Tim Quarterman, LS.	18	66	26	50	208	11.6
23.	Devin Booker, UK.	18	72	28	35	207	11.5
24.	Armani Moore, UT	18	80	5	41	206	11.4
25.	Marcus Thornton, UG.	16	61	6	50	178	11.1

REBOUNDING

	Player, Team	G	OFF	DEF	TOT	Avg
1.	Jordan Mickey, LS	17	53	110	163	9.6
2.	Bobby Portis, AR.	18	71	97	168	9.3
3.	Jarell Martin, LS	18	56	106	162	9.0
4.	Cinmeon Bowers, AU	18	70	85	155	8.6
5.	Gavin Ware, MS	18	39	106	145	8.1
6.	Jalen Jones, AM.	16	32	82	114	7.1
7.	Johnathan Williams, MO	18	44	84	128	7.1
8.	Kourtney Roberson, AM	18	51	76	127	7.1
9.	Marcus Thornton, UG.	16	22	88	110	6.9
10.	Armani Moore, UT	18	55	67	122	6.8
11.	Karl-Anthony Towns, UK.	18	42	75	117	6.5
12.	Dorian Finney-Smith, UF.	15	33	63	96	6.4
13.	Michael Carrera, SC.	18	46	69	115	6.4
14.	Willie Cauley-Stein, UK.	18	38	74	112	6.2
15.	James Siakam, VU	18	47	62	109	6.1
16.	Derek Reese, UT.	18	35	72	107	5.9
17.	Sebastian Saiz, UM	18	41	63	104	5.8
18.	Michael Qualls, AR.	18	37	65	102	5.7
19.	Damian Jones, VU	18	33	67	100	5.6
20.	Michael Kessens, UA	17	32	60	92	5.4

FIELD GOAL PERCENTAGE

(Min. 5.0 made per game)

	Player, Team	G	FG	FGA	Pct
1.	Bobby Portis, AR.	18	136	243	.560
2.	Jarell Martin, LS	18	107	205	.522
3.	Jordan Mickey, LS	17	105	207	.507
4.	KT Harrell, AU	18	98	212	.462
5.	Josh Richardson, UT.	18	98	222	.441
6.	Danuel House, AM.	17	90	216	.417
7.	Stefan Moody, UM	18	96	238	.403

ASSISTS

	Player, Team	G	Assists	Avg
1.	Jarvis Summers, UM.	18	96	5.33
2.	Alex Caruso, AM	18	92	5.11
3.	Kasey Hill, UF	18	85	4.72
4.	Wade Baldwin IV, VU	18	80	4.44
	Rashad Madden, AR.	18	80	4.44
6.	Keith Shamburger, MO.	18	79	4.39
7.	Tim Quarterman, LS.	18	78	4.33
8.	Josh Richardson, UT.	18	67	3.72
9.	Charles Mann, UG.	18	66	3.67
10.	Andrew Harrison, UK	18	64	3.56

FREE THROW PERCENTAGE

(Min. 2.5 made per game)

	Player, Team	G	FTM	FTA	Pct
1.	Stefan Moody, UM	18	98	108	.907
2.	Keith Shamburger, MO.	18	45	51	.882
3.	Tyrone Johnson, SC	18	60	69	.870
4.	KT Harrell, AU	18	80	94	.851
5.	Rashad Madden, AR.	18	46	56	.821
6.	Aaron Harrison, UK	18	49	60	.817
7.	Karl-Anthony Towns, UK.	18	53	65	.815
8.	Levi Randolph, UA	18	65	80	.813
9.	Wade Baldwin IV, VU	18	45	56	.804
10.	Antoine Mason, AU	15	67	84	.798

STEALS

	Player, Team	G	Steals	Avg
1.	Stefan Moody, UM	18	36	2.00
2.	Josh Richardson, UT.	18	35	1.94
3.	Kevin Punter, UT.	18	32	1.78
	Alex Caruso, AM	18	32	1.78
5.	Wade Baldwin IV, VU	18	30	1.67
6.	Armani Moore, UT	18	28	1.56
7.	Tim Quarterman, LS.	18	27	1.50
8.	Aaron Harrison, UK	18	25	1.39
9.	Cinmeon Bowers, AU	18	24	1.33
10.	Jalyn Patterson, LS	16	21	1.31

3-POINT FIELD GOAL PERCENTAGE

(Min. 2.0 made pg)

	Player, Team	G	3FG	FGA	Pct
1.	Antoine Mason, AU	15	30	67	.448
2.	KT Harrell, AU	18	53	119	.445
3.	Danuel House, AM.	17	46	112	.411
4.	Matthew Fisher-Davis, VU.	18	39	97	.402
5.	Keith Hornsby, LS.	18	46	116	.397
6.	Kenny Gaines, UG	17	35	92	.380
7.	Stefan Moody, UM	18	44	124	.355

3-POINT FIELD GOALS MADE

	Player, Team	G	3FG	Avg
1.	KT Harrell, AU	18	53	2.94
2.	Danuel House, AM.	17	46	2.71
3.	Keith Hornsby, LS.	18	46	2.56
4.	Stefan Moody, UM	18	44	2.44
5.	Matthew Fisher-Davis, VU.	18	39	2.17
6.	Kenny Gaines, UG	17	35	2.06
7.	Antoine Mason, AU	15	30	2.00
8.	Riley LaChance, VU	18	35	1.94
9.	Duane Notice, SC	18	33	1.83
10.	J.J. Frazier, UG	17	31	1.82

BLOCKED SHOTS

	Player, Team	G	Blocks	Avg
1.	Jordan Mickey, LS	17	62	3.65
2.	Karl-Anthony Towns, UK.	18	43	2.39
3.	Damian Jones, VU	18	37	2.06
4.	Bobby Portis, AR.	18	34	1.89
5.	Jimmie Taylor, UA	18	30	1.67
6.	Willie Cauley-Stein, UK.	18	27	1.50
7.	Armani Moore, UT	18	24	1.33
	James Siakam, VU	18	24	1.33
9.	Marcus Thornton, UG.	16	20	1.25
10.	L. Chatkevicius, SC.	18	22	1.22
	Moses Kingsley, AR.	18	22	1.22
	Alandise Harris, AR	18	22	1.22
	Chris Walker, UF	18	22	1.22

ASSIST/TURNOVER RATIO

(Min. 3.0 assists/game)

	Player, Team	G	Asst	Turn	Ratio
1.	Tyler Ulis, UK	183	3.5	0.9	3.71
2.	Keith Shamburger, MO.	18	4.4	1.6	2.82
3.	Jarvis Summers, UM.	18	5.3	2.3	2.29
	Andrew Harrison, UK	18	3.6	1.6	2.29
5.	Rashad Madden, AR.	18	4.4	2.1	2.11
6.	J.J. Frazier, UG	17	3.4	1.7	2.00
7.	Kasey Hill, UF	18	4.7	2.4	1.98
8.	Wade Baldwin IV, VU	18	4.4	2.3	1.95
9.	Riley LaChance, VU	18	3.0	1.6	1.86
10.	Josh Gray, LS.	18	3.4	2.0	1.72

OFFENSIVE REBOUNDS

	Player, Team	G	No.	Avg
1.	Bobby Portis, AR.	18	71	3.94
2.	Cinmeon Bowers, AU	18	70	3.89
3.	Jordan Mickey, LS	17	53	3.12
4.	Jarell Martin, LS	18	56	3.11
5.	Armani Moore, UT	18	55	3.06
6.	Kourtney Roberson, AM	18	51	2.83
7.	James Siakam, VU	18	47	2.61
8.	Michael Carrera, SC.	18	46	2.56
9.	Johnathan Williams, MO	18	44	2.44
10.	Karl-Anthony Towns, UK.	18	42	2.33

DEFENSIVE REBOUNDS

	Player, Team	G	No.	Avg
1.	Jordan Mickey, LS	17	110	6.47
2.	Jarell Martin, LS	18	106	5.89
	Gavin Ware, MS	18	106	5.89
4.	Marcus Thornton, UG.	16	88	5.50
5.	Bobby Portis, AR.	18	97	5.39
6.	Jalen Jones, AM.	16	82	5.13
7.	Cinmeon Bowers, AU	18	85	4.72
8.	Johnathan Williams, MO	18	84	4.67
9.	Alex Caruso, AM	18	81	4.50
10.	Levi Randolph, UA	18	79	4.39

MINUTES PLAYED

	Player, Team	G	Min	Avg
1.	Josh Richardson, UT.	18	664	36.89
2.	Jordan Mickey, LS	17	625	36.76
3.	Keith Hornsby, LS.	18	661	36.72
4.	Levi Randolph, UA	18	654	36.33
5.	Jarell Martin, LS	18	635	35.28
	Keith Shamburger, MO.	18	635	35.28
7.	Riley LaChance, VU	18	622	34.56
8.	Tim Quarterman, LS.	18	615	34.17
9.	Danuel House, AM.	17	580	34.12
10.	Rodney Cooper, UA	18	606	33.67

SEC SUPERLATIVES – SEC GAMES

INDIVIDUAL PLAYER GAME HIGHS

POINTS

37	J.J. Frazier (Georgia) at Mississippi State (1/24/15)
32	Bobby Portis (Arkansas) vs Vanderbilt (1/10/15)
32	Levi Randolph (Alabama) vs Ole Miss (3/3/15)

FIELD GOALS MADE

13	Bobby Portis (Arkansas) vs Vanderbilt (1/10/15)
12	J.J. Frazier (Georgia) at Mississippi State (1/24/15)
12	Jordan Mickey (LSU) at Vanderbilt (1/24/15)

FIELD GOAL ATTEMPTS

20	Danuel House (Texas A&M) vs Kentucky (1/10/15)
20	Aaron Harrison (Kentucky) at Texas A&M (1/10/15)
20	Danuel House (Texas A&M) vs Auburn (2/28/15)

FIELD GOAL PERCENTAGE

.889 (8-9)	Karl-Anthony Towns (Kentucky) vs Auburn (2/21/15)
.889 (8-9)	Armani Moore (Tennessee) at Florida (2/28/15)
.889 (8-9)	M.J. Rhett (Ole Miss) vs Vanderbilt (3/7/15)

3-PT FG MADE

8	Stefan Moody (Ole Miss) at Mississippi State (2/19/15)
7	J.J. Frazier (Georgia) at Mississippi State (1/24/15)
7	Danuel House (Texas A&M) at South Carolina (2/21/15)

3-PT FG ATTEMPTS

13	Aaron Harrison (Kentucky) at Texas A&M (1/10/15)
13	KT Harrell (Auburn) vs Georgia (3/7/15)

3-PT PERCENTAGE

1.000 (7-7)	J.J. Frazier (Georgia) at Mississippi State (1/24/15)
.857 (6-7)	Danuel House (Texas A&M) at Auburn (1/27/15)

FREE THROWS MADE

17	Levi Randolph (Alabama) vs Ole Miss (3/3/15)
13	Tyrone Johnson (South Carolina) vs Mississippi State (2/28/15)
13	Stefan Moody (Ole Miss) at Alabama (3/3/15)

FREE THROW ATTEMPTS

18	Cinmeon Bowers (Auburn) vs Missouri (1/10/15)
17	Levi Randolph (Alabama) vs Ole Miss (3/3/15)

FREE THROW PERCENTAGE

1.000 (17-17)	Levi Randolph (Alabama) vs Ole Miss (3/3/15)
1.000 (10-10)	Stefan Moody (Ole Miss) at Georgia (1/20/15)
1.000 (10-10)	Stefan Moody (Ole Miss) at Missouri (1/31/15)
1.000 (9-9)	Tyrone Johnson (South Carolina) vs Florida (1/7/15)
1.000 (9-9)	Charles Mann (Georgia) at Auburn (3/7/15)
1.000 (8-8)	Eight players

REBOUNDS

20	Jordan Mickey (LSU) at Mississippi State (1/31/15)
17	Jordan Mickey (LSU) at Missouri (1/8/15)
17	Cinmeon Bowers (Auburn) vs Mississippi State (1/21/15)
17	Gavin Ware (Mississippi State) at Auburn (1/21/15)

ASSISTS

11	Keith Shamburger (Missouri) at Alabama (2/4/15)
11	Alex Caruso (Texas A&M) at Missouri (2/7/15)

STEALS

6	Michael Frazier (Florida) at Vanderbilt (2/3/15)
6	Kevin Punter (Tennessee) at Georgia (2/7/15)
6	Stefan Moody (Ole Miss) vs Tennessee (2/21/15)

BLOCKED SHOTS

7	Jordan Mickey (LSU) vs Texas A&M (1/17/15)
7	Karl-Anthony Towns (Kentucky) vs Vanderbilt (1/20/15)
7	Jordan Mickey (LSU) at Tennessee (2/14/15)

TURNOVERS

8	Josh Richardson (Tennessee) at South Carolina (1/20/15)
8	Jarell Martin (LSU) at Vanderbilt (1/24/15)
8	Keith Shamburger (Missouri) at South Carolina (2/10/15)
8	Johnathan Williams (Missouri) at Arkansas (2/18/15)

TEAM HIGHS

POINTS

110	Kentucky vs Auburn (2/21/15)
101	Arkansas at Auburn (2/10/15)

MARGIN

49 (86-37)	Kentucky vs Missouri (1/13/15)
35 (110-75)	Kentucky vs Auburn (2/21/15)

FIELD GOALS MADE

44	Kentucky vs Auburn (2/21/15)
37	LSU at Auburn (2/24/15)

FIELD GOAL ATTEMPTS

78	Ole Miss vs LSU (1/14/15)
71	Arkansas vs Alabama (1/22/15)
71	Arkansas vs South Carolina (2/3/15)

FIELD GOAL PERCENTAGE

.647 (44-68)	Kentucky vs Auburn (2/21/15)
.589 (33-56)	Texas A&M at Missouri (2/7/15)

3-PT FG MADE

13	Vanderbilt at Tennessee (2/26/15)
13	Vanderbilt at Ole Miss (3/7/15)

3-PT FG ATTEMPTS

31	Ole Miss vs Tennessee (2/21/15)
30	Auburn vs Ole Miss (2/7/15)
30	South Carolina at Alabama (2/24/15)

3-PT PERCENTAGE

.727 (8-11)	Mississippi State at Tennessee (2/3/15)
.667 (4-6)	Kentucky vs Vanderbilt (1/20/15)

FREE THROWS MADE

31	Auburn vs Arkansas (2/10/15)
31	Alabama vs Ole Miss (3/3/15)

FREE THROW ATTEMPTS

44	Mississippi State vs Tennessee (1/7/15)
44	Texas A&M vs Mississippi State (1/13/15)

FREE THROW PERCENTAGE

.955 (21-22)	Kentucky at Florida (2/7/15)
.944 (17-18)	LSU at Florida (1/20/15)

REBOUNDS

53	Kentucky at Texas A&M (1/10/15)
52	Texas A&M vs Kentucky (1/10/15)

ASSISTS

25	Kentucky vs Auburn (2/21/15)
25	Vanderbilt at Ole Miss (3/7/15)

STEALS

15	Arkansas vs Mississippi State (2/7/15)
14	Tennessee at Georgia (2/7/15)

BLOCKED SHOTS

13	LSU vs South Carolina (1/28/15)
12	Arkansas vs Texas A&M (2/24/15)

TURNOVERS

24	Mississippi State at Arkansas (2/7/15)
23	Mississippi State vs Arkansas (2/21/15)

FOULS

32	Tennessee at Mississippi State (1/7/15)
31	Missouri vs Kentucky (1/29/15)
31	Missouri vs Mississippi State (2/14/15)

FINAL TEAM STATISTICS

ALABAMA

OVERALL: 19-15 (14-5 H, 4-8 A, 1-2 N) • SEC: 8-10 (4-5 H, 4-5 A)

Player	G-GS	Min-Avg	FG-A	Pct	3PT-A	Pct	FT-A	Pct	Rebs	Avg	PF-FO	AT	TO	BS	ST	Pts	Avg
Levi Randolph	34-34	1200-35.3	169-351	.481	39-112	.348	146-174	.839	174	5.1	72-2	84	48	6	50	523	15.4
Ricky Tarrant	19-13	491-25.8	69-167	.413	29-97	.299	81-101	.802	41	2.2	43-3	38	34	0	27	248	13.1
Rodney Cooper	33-33	1040-31.5	127-268	.474	49-131	.374	64-80	.800	121	3.7	90-2	52	55	8	21	367	11.1
Shannon Hale	28-15	542-19.4	75-180	.417	26-86	.302	54-77	.701	89	3.2	54-1	32	53	14	21	230	8.2
Retin Obasohan	31-12	604-19.5	67-150	.447	17-45	.378	40-66	.606	89	2.9	67-3	24	35	16	28	191	6.2
Michael Kessens	32-10	677-21.2	73-146	.500	2-12	.167	40-61	.656	165	5.2	95-2	26	56	13	17	188	5.9
Jimmie Taylor	34-34	801-23.6	71-118	.602	0-0	.000	46-93	.495	168	4.9	94-3	17	40	59	9	188	5.5
Riley Norris	34-8	712-20.9	55-145	.379	25-74	.338	26-43	.605	142	4.2	79-1	22	31	7	21	161	4.7
Justin Coleman	34-9	614-18.1	41-158	.259	26-109	.239	39-52	.750	36	1.1	33-0	48	37	0	19	147	4.3
Dakota Slaughter	15-1	93-6.2	9-17	.529	6-14	.429	2-2	1.000	6	0.4	8-0	3	2	1	2	26	1.7
John Gibson	3-0	5-1.7	1-1	1.000	0-0	.000	0-1	.000	3	1.0	2-0	0	0	0	1	2	0.7
Devin Mitchell	14-1	76-5.4	3-23	.130	2-17	.118	1-2	.500	3	0.2	15-0	4	2	1	3	9	0.6
Team									85	2.5	2		14			0	
Total	**34**		**760-1724**	**.441**	**221-697**	**.317**	**539-752**	**.717**	**1122**	**33.0**	**654-17**	**350**	**407**	**125**	**219**	**2280**	**67.1**
Opponents	34		735-1790	.411	215-663	.324	495-701	.706	1137	33.4	664-13	399	416	82	175	2180	64.1

ARKANSAS

OVERALL: 27-9 (17-2 H, 7-5 A, 3-2 N) • SEC: 13-5 (7-2 H, 6-3 A)

Player	G-GS	Min-Avg	FG-A	Pct	3PT-A	Pct	FT-A	Pct	Rebs	Avg	PF-FO	AT	TO	BS	ST	Pts	Avg
Bobby Portis	36-36	1076-29.9	250-466	.536	14-30	.467	115-156	.737	321	8.9	78-3	42	56	50	39	629	17.5
Michael Qualls	36-34	1086-30.2	180-413	.436	55-165	.333	158-204	.775	192	5.3	62-0	60	61	17	32	573	15.9
Rashad Madden	36-32	978-27.2	100-236	.424	46-122	.377	100-116	.862	132	3.7	80-0	164	84	5	29	346	9.6
Anthlon Bell	36-16	660-18.3	95-257	.370	65-185	.351	29-41	.707	42	1.2	62-0	50	32	4	21	284	7.9
Alandise Harris	35-26	748-21.4	96-202	.475	9-32	.281	65-90	.722	115	3.3	74-2	53	41	35	28	266	7.6
Anton Beard	35-16	662-18.9	66-172	.384	31-88	.352	35-55	.636	67	1.9	84-4	53	32	0	35	198	5.7
Jacorey Williams	36-7	582-16.2	73-179	.408	0-0	.000	25-59	.424	101	2.8	64-0	39	33	15	24	171	4.8
Moses Kingsley	36-4	391-10.9	49-101	.485	0-0	.000	33-53	.623	90	2.5	56-0	11	23	38	15	131	3.6
Manuale Watkins	36-0	502-13.9	38-68	.559	0-7	.000	17-24	.708	73	2.0	54-0	39	28	0	37	93	2.6
Jabril Durham	36-9	359-10.0	20-66	.303	15-42	.357	11-14	.786	27	0.8	39-0	52	27	0	10	66	1.8
Nick Babb	26-0	125-4.8	7-22	.318	3-9	.333	2-2	1.000	20	0.8	7-0	14	5	3	5	19	0.7
Keaton Miles	16-0	48-3.0	3-9	.333	0-1	.000	0-2	.000	6	0.4	20-0	1	2	0	1	6	0.4
Trey Thompson	14-0	33-2.4	1-5	.200	0-0	.000	3-3	1.000	6	0.4	3-0	1	4	1	1	5	0.4
Team									98	2.7	1		2			0	
Total	**36**		**978-2196**	**.445**	**238-681**	**.349**	**593-819**	**.724**	**1290**	**35.8**	**684-9**	**579**	**430**	**168**	**277**	**2787**	**77.4**
Opponents	36		869-2031	.428	223-634	.352	564-789	.715	1281	35.6	696-15	448	567	104	206	2525	70.1

AUBURN

OVERALL: 15-20 (9-8 H, 2-10 A, 4-2 N) • SEC: 4-14 (2-7 H, 2-7 A)

Player	G-GS	Min-Avg	FG-A	Pct	3PT-A	Pct	FT-A	Pct	Rebs	Avg	PF-FO	AT	TO	BS	ST	Pts	Avg
KT Harrell	35-35	1156-33.0	194-428	.453	98-226	.434	162-199	.814	104	3.0	80-0	52	86	2	33	648	18.5
Antoine Mason	26-21	752-28.9	110-264	.417	45-112	.402	109-150	.727	62	2.4	58-0	25	46	1	26	374	14.4
Cinmeon Bowers	34-34	1023-30.1	154-370	.416	5-28	.179	99-207	.478	326	9.6	89-1	45	85	20	36	412	12.1
KC Ross-Miller	35-27	879-25.1	72-199	.362	21-70	.300	85-111	.766	75	2.1	87-1	83	81	1	54	250	7.1
Tahj Shamsid-Deen	23-15	534-23.2	48-134	.358	18-63	.286	26-36	.722	26	1.1	42-1	35	17	0	16	140	6.1
Malcolm Canada	35-3	777-22.2	61-166	.367	9-46	.196	69-100	.690	92	2.6	100-4	69	45	14	38	200	5.7
Jordon Granger	34-33	786-23.1	60-129	.465	27-73	.370	18-31	.581	117	3.4	85-1	35	42	22	22	165	4.9
Alex Thompson	23-0	261-11.3	19-67	.284	7-37	.189	16-26	.615	43	1.9	34-0	6	13	7	5	61	2.7
TJ Lang	27-6	372-13.8	20-57	.351	14-42	.333	11-20	.550	35	1.3	47-1	12	13	2	5	65	2.4
Jack Purchase	7-0	91-13.0	3-14	.214	3-13	.231	0-0	.000	8	1.1	15-0	4	2	0	1	9	1.3
C.J. Holmes	5-0	6-1.2	2-2	1.000	2-2	1.000	0-0	.000	0	0.0	0-0	0	0	0	0	6	1.2
Trayvon Reed	23-0	205-8.9	9-22	.409	0-0	.000	8-22	.364	46	2.0	36-1	3	12	16	2	26	1.1
Devin Waddell	27-1	204-7.6	6-18	.333	1-5	.200	3-6	.500	32	1.2	32-0	4	1	4	0	16	0.6
Patrick Keim	8-0	8-1.0	1-4	.250	1-4	.250	0-2	.000	2	0.3	0-0	3	1	0	0	3	0.4
Cole Stockton	12-0	21-1.8	1-6	.167	1-6	.167	0-0	.000	2	0.2	3-0	0	1	0	0	3	0.3
Team									134	3.8	0		7			0	
Total	**35**		**760-1880**	**.404**	**252-727**	**.347**	**606-910**	**.666**	**1104**	**31.5**	**708-10**	**376**	**452**	**89**	**238**	**2378**	**67.9**
Opponents	35		887-1892	.469	205-617	.332	544-779	.698	1297	37.1	760-22	451	513	153	235	2523	72.1

FLORIDA

OVERALL: 16-17 (11-5 H, 2-9 A, 3-3 N) • SEC: 8-10 (6-3 H, 2-7 A)

Player	G-GS	Min-Avg	FG-A	Pct	3PT-A	Pct	FT-A	Pct	Rebs	Avg	PF-FO	AT	TO	BS	ST	Pts	Avg
Dorian Finney-Smith	28-24	782-27.9	137-290	.472	49-115	.426	44-75	.587	174	6.2	74-4	44	54	24	32	367	13.1
Michael Frazier	26-19	759-29.2	98-235	.417	57-150	.380	61-70	.871	107	4.1	44-0	37	46	2	31	314	12.1
Eli Carter	28-17	686-24.5	85-235	.362	43-141	.305	34-42	.810	55	2.0	46-1	55	44	0	24	247	8.8
Kasey Hill	33-32	1000-30.3	89-235	.379	8-29	.276	50-95	.526	77	2.3	66-1	149	72	8	32	236	7.2
Jon Horford	31-28	621-20.0	78-161	.484	13-51	.255	32-41	.780	149	4.8	67-0	10	18	27	10	201	6.5
Devin Robinson	33-17	628-19.0	78-194	.402	21-82	.256	35-55	.636	92	2.8	57-2	23	31	13	17	212	6.4
Alex Murphy	23-4	327-14.2	42-92	.457	6-33	.182	27-44	.614	46	2.0	34-1	6	21	6	9	117	5.1
Chris Walker	31-6	453-14.6	64-119	.538	0-3	.000	17-44	.386	108	3.5	63-0	2	32	36	10	145	4.7
Jacob Kurtz	33-7	610-18.5	51-85	.600	0-2	.000	30-43	.698	117	3.5	47-0	32	36	1	23	132	4.0
Chris Chiozza	33-11	752-22.8	44-113	.389	21-65	.323	21-44	.477	72	2.2	54-1	72	41	1	39	130	3.9
Lexx Edwards	10-0	24-2.4	0-1	.000	0-1	.000	0-0	.000	5	0.5	5-0	1	0	0	0	0	0.0
Zach Hodskins	4-0	7-1.8	0-2	.000	0-1	.000	0-0	.000	0	0.0	1-0	0	1	0	0	0	0.0
Dillon Graham	1-0	3-3.0	0-1	.000	0-1	.000	0-0	.000	0	0.0	0-0	0	0	0	1	0	0.0
Team									93	2.8	0		13			0	
Total	**33**		**766-1763**	**.434**	**218-674**	**.323**	**351-553**	**.635**	**1095**	**33.2**	**558-10**	**431**	**409**	**118**	**228**	**2101**	**63.7**
Opponents	33		673-1648	.408	170-519	.328	464-623	.745	1058	32.1	521-8	348	452	130	182	1982	60.1

GEORGIA

OVERALL: 21-12 (12-4 H, 8-4 A, 1-4 N) • SEC: 11-7 (5-4 H, 6-3 A)

Player	G-GS	Min-Avg	FG-A	Pct	3PT-A	Pct	FT-A	Pct	Rebs	Avg	PF-FO	AT	TO	BS	ST	Pts	Avg
Marcus Thornton	31-31	905-29.2	135-281	.480	9-30	.300	103-149	.691	226	7.3	94-4	32	46	35	23	382	12.3
Kenny Gaines	31-29	930-30.0	125-303	.413	56-152	.368	57-80	.713	106	3.4	79-4	50	47	28	35	363	11.7
Charles Mann	33-32	1009-30.6	104-260	.400	14-51	.275	147-220	.668	163	4.9	99-2	119	106	4	21	369	11.2
Nemanja Djurisic	33-32	991-30.0	130-278	.468	34-100	.340	69-98	.704	173	5.2	74-2	48	61	16	23	363	11.0
J.J. Frazier	32-16	943-29.5	84-212	.396	50-127	.394	86-104	.827	123	3.8	72-1	104	49	5	37	304	9.5
Yante Maten	32-2	583-18.2	57-137	.416	0-1	.000	46-71	.648	136	4.3	67-2	8	30	45	10	160	5.0
Juwan Parker	18-14	364-20.2	28-73	.384	5-24	.208	27-36	.750	67	3.7	31-0	15	21	2	11	88	4.9
Cameron Forte	31-1	401-12.9	51-90	.567	0-1	.000	22-39	.564	87	2.8	22-0	23	24	7	10	124	4.0
Kenny Paul Geno	22-6	251-11.4	13-31	.419	2-9	.222	8-13	.615	33	1.5	27-0	8	7	4	6	36	1.6
Taylor Echols	25-1	162-6.5	11-32	.344	11-31	.355	2-6	.333	13	0.5	15-0	4	12	0	3	35	1.4
Houston Kessler	29-1	181-6.2	9-26	.346	3-9	.333	5-10	.500	27	0.9	22-0	0	9	4	2	26	0.9
Osahen Iduwe	11-0	27-2.5	0-2	.000	0-0	.000	0-0	.000	1	0.1	4-0	0	0	1	2	0	0.0
Dusan Langura	5-0	3-0.6	0-3	.000	0-2	.000	0-0	.000	0	0.0	0-0	0	0	0	0	0	0.0
Brandon Young	7-0	5-0.7	0-2	.000	0-1	.000	0-0	.000	1	0.1	0-0	0	0	0	0	0	0.0
Team									104	3.2	2		8			0	
Total	**33**		**747-1730**	**.432**	**184-538**	**.342**	**572-826**	**.692**	**1260**	**38.2**	**608-15**	**411**	**420**	**151**	**183**	**2250**	**68.2**
Opponents	33		733-1883	.389	207-665	.311	451-645	.699	1117	33.8	682-22	349	364	125	202	2124	64.4

KENTUCKY

OVERALL: 38-1 (19-0 H, 10-0 A, 9-1 N) • SEC: 18-0 (9-0 H, 9-0 A)

Player	G-GS	Min-Avg	FG-A	Pct	3PT-A	Pct	FT-A	Pct	Rebs	Avg	PF-FO	AT	TO	BS	ST	Pts	Avg
Aaron Harrison	39-38	1005-25.8	146-370	.395	59-187	.316	79-101	.782	100	2.6	61-2	55	35	6	43	430	11.0
Karl-Anthony Towns	39-39	822-21.1	145-256	.566	2-8	.250	109-134	.813	261	6.7	115-6	44	53	88	18	401	10.3
Devin Booker	38-0	817-21.5	135-287	.470	58-141	.411	53-64	.828	76	2.0	58-0	42	37	2	17	381	10.0
Andrew Harrison	39-39	994-25.5	101-267	.378	36-94	.383	126-159	.792	87	2.2	70-0	139	64	8	40	364	9.3
Willie Cauley-Stein	39-38	1012-25.9	135-236	.572	0-0	.000	79-128	.617	251	6.4	78-2	38	48	67	47	349	8.9
Trey Lyles	36-21	828-23.0	117-240	.488	4-29	.138	75-102	.735	188	5.2	57-0	38	41	16	19	313	8.7
Dakari Johnson	39-0	635-16.3	79-156	.506	0-0	.000	90-144	.625	179	4.6	69-1	29	42	36	14	248	6.4
Tyler Ulis	37-0	882-23.8	67-165	.406	33-77	.429	42-52	.808	67	1.8	56-0	135	38	2	37	209	5.6
Alex Poythress	8-8	162-20.3	16-42	.381	0-7	.000	12-14	.857	30	3.8	17-1	2	8	12	4	44	5.5
Marcus Lee	39-0	425-10.9	47-73	.644	0-0	.000	8-25	.320	107	2.7	61-1	12	18	27	3	102	2.6
Derek Willis	19-0	75-3.9	7-18	.389	5-15	.333	6-6	1.000	14	0.7	5-0	5	8	3	2	25	1.3
Dominque Hawkins	23-9	163-7.1	10-35	.286	5-21	.238	4-10	.400	16	0.7	14-0	14	5	1	7	29	1.3
Tod Lanter	7-1	8-1.1	1-1	1.000	1-1	1.000	0-0	.000	0	0.0	0-0	0	0	0	0	3	0.4
Sam Malone	8-1	11-1.4	0-1	.000	0-0	.000	1-2	.500	3	0.4	0-0	0	1	0	0	1	0.1
EJ Floreal	13-0	20-1.5	0-1	.000	0-0	.000	1-2	.500	1	0.1	2-0	0	4	0	1	1	0.1
Brian Long	10-1	16-1.6	0-2	.000	0-2	.000	0-0	.000	0	0.0	2-0	0	0	0	1	0	0.0
Team									102	2.7	0		6			0	
Total	**39**		**1006-2150**	**.468**	**203-582**	**.349**	**685-943**	**.726**	**1482**	**38.0**	**665-13**	**553**	**408**	**268**	**253**	**2900**	**74.4**
Opponents	39		750-2116	.354	175-646	.271	443-672	.659	1215	31.2	778-20	301	533	94	182	2118	54.3

LSU

OVERALL: 22-11 (13-4 H, 8-3 A, 1-4 N) • SEC: 11-7 (5-4 H, 6-3 A)

Player	G-GS	Min-Avg	FG-A	Pct	3PT-A	Pct	FT-A	Pct	Rebs	Avg	PF-FO	AT	TO	BS	ST	Pts	Avg
Jarell Martin	33-32	1159-35.1	202-397	.509	14-52	.269	140-203	.690	305	9.2	92-4	59	92	23	38	558	16.9
Jordan Mickey	31-31	1081-34.9	191-379	.504	1-9	.111	95-147	.646	308	9.9	81-1	40	101	113	29	478	15.4
Keith Hornsby	33-33	1172-35.5	156-370	.422	72-183	.393	58-74	.784	138	4.2	52-1	69	47	16	37	442	13.4
Tim Quarterman	33-14	1108-33.6	125-293	.427	40-128	.313	89-124	.718	173	5.2	84-3	133	80	19	47	379	11.5
Josh Gray	31-20	770-24.8	86-217	.396	14-53	.264	35-60	.583	66	2.1	61-2	118	81	1	31	221	7.1
Jalyn Patterson	31-11	760-24.5	75-184	.408	44-118	.373	16-19	.842	75	2.4	27-0	68	26	3	37	210	6.8
Brian Bridgewater	29-0	192-6.6	28-52	.538	0-0	.000	7-11	.636	31	1.1	36-1	6	11	3	7	63	2.2
Aaron Epps	14-2	87-6.2	8-24	.333	2-8	.250	0-0	.000	20	1.4	9-0	4	6	5	4	18	1.3
John Odo	16-10	114-7.1	8-14	.571	0-0	.000	4-6	.667	18	1.1	14-1	2	4	6	0	20	1.3
Henry Shortess	3-0	6-2.0	1-1	1.000	1-1	1.000	0-0	.000	0	0.0	0-0	0	0	0	0	3	1.0
Brandon Eddlestone	3-0	9-3.0	1-2	.500	1-1	1.000	0-0	.000	1	0.3	1-0	0	1	0	1	3	1.0
Darcy Malone	25-8	216-8.6	8-21	.381	0-5	.000	6-12	.500	35	1.4	46-0	11	11	12	4	22	0.9
Elbert Robinson III	11-4	68-6.2	3-7	.429	0-0	.000	0-2	.000	17	1.5	13-0	5	9	3	5	6	0.5
Antonio Robinson	1-0	4-4.0	0-0	.000	0-0	.000	0-0	.000	1	1.0	0-0	0	1	0	0	0	0.0
Carlton Speight	1-0	4-4.0	0-1	.000	0-0	.000	0-0	.000	0	0.0	0-0	1	0	0	0	0	0.0
Team									106	3.3	0		6			0	
Total	**33**		**892-1962**	**.455**	**189-558**	**.339**	**450-658**	**.684**	**1294**	**39.2**	**516-13**	**516**	**476**	**204**	**240**	**2423**	**73.4**
Opponents	33		824-2052	.402	185-599	.309	400-604	.662	1219	36.9	584-11	386	450	123	264	2233	67.7

OLE MISS

OVERALL: 21-13 (9-7 H, 8-4 A, 4-2 N) • SEC: 11-7 (5-4 H, 6-3 A)

Player	G-GS	Min-Avg	FG-A	Pct	3PT-A	Pct	FT-A	Pct	Rebs	Avg	PF-FO	AT	TO	BS	ST	Pts	Avg
Stefan Moody	34-33	967-28.4	168-433	.388	78-222	.351	149-165	.903	116	3.4	88-2	80	68	3	57	563	16.6
Jarvis Summers	33-33	965-29.2	122-369	.331	29-118	.246	123-164	.750	61	1.8	68-2	160	67	4	28	396	12.0
LaDarius White	34-7	803-23.6	126-304	.414	58-146	.397	68-91	.747	108	3.2	51-0	45	52	6	26	378	11.1
Sebastian Saiz	34-32	785-23.1	104-180	.578	0-1	.000	49-76	.645	186	5.5	99-5	10	28	33	22	257	7.6
M.J. Rhett	34-31	750-22.1	110-192	.573	0-1	.000	33-44	.750	157	4.6	78-3	17	38	18	7	253	7.4
Dwight Coleby	34-3	565-16.6	67-126	.532	0-0	.000	51-64	.797	164	4.8	76-2	2	25	29	6	185	5.4
Martavious Newby	34-27	687-20.2	44-113	.389	13-48	.271	35-45	.778	51	5.4	75-0	49	40	8	41	136	4.0
Terence Smith	34-2	542-15.9	48-125	.384	24-67	.358	14-19	.737	2	1.2	48-0	58	19	2	9	134	3.9
Aaron Jones	24-1	304-12.7	27-57	.474	0-1	.000	19-23	.826	24	2.5	41-1	9	13	18	14	73	3.0
Anthony Perez	27-0	299-11.1	21-73	.288	13-44	.295	16-27	.593	24	2.0	25-0	6	13	4	8	71	2.6
Roderick Lawrence	13-0	112-8.6	8-26	.308	5-14	.357	1-3	.333	4	1.3	9-0	10	6	1	4	22	1.7
Marcanvis Hymon	6-0	51-8.5	3-5	.600	0-0	.000	1-2	.500	2	1.2	9-0	3	4	2	2	7	1.2
Terry Brutus	2-1	15-7.5	0-0	.000	0-0	.000	0-0	.000	0	0.0	1-0	1	0	0	1	0	0.0
Team									130	3.8	0		5			0	
Total	**34**		**848-2003**	**.423**	**220-662**	**.332**	**559-723**	**.773**	**1284**	**37.8**	**668-15**	**450**	**378**	**128**	**225**	**2475**	**72.8**
Opponents	34		762-1885	.404	270-755	.358	532-777	.685	1197	35.2	635-13	484	430	122	167	2326	68.4

MISSISSIPPI STATE

OVERALL: 13-19 (9-8 H, 3-8 A, 1-3 N) • SEC: 6-12 (3-6 H, 3-6 A)

Player	G-GS	Min-Avg	FG-A	Pct	3PT-A	Pct	FT-A	Pct	Rebs	Avg	PF-FO	AT	TO	BS	ST	Pts	Avg
Craig Sword	28-22	695-24.8	97-215	.451	27-75	.360	96-137	.701	79	2.8	70-2	48	71	11	29	317	11.3
Gavin Ware	30-25	803-26.8	110-220	.500	0-0	.000	81-109	.743	212	7.1	70-2	9	45	32	11	301	10.0
Roquez Johnson	32-26	831-26.0	98-186	.527	0-0	.000	100-149	.671	164	5.1	80-1	17	66	6	27	296	9.3
Fred Thomas	31-16	757-24.4	84-223	.377	47-137	.343	67-85	.788	111	3.6	58-0	25	47	15	23	282	9.1
I.J. Ready	29-21	744-25.7	87-218	.399	28-95	.295	37-42	.881	57	2.0	46-0	71	41	0	37	239	8.2
Travis Daniels	32-26	632-19.8	70-176	.398	24-83	.289	30-45	.667	124	3.9	52-0	18	49	5	14	194	6.1
Trivante Bloodman	32-12	588-18.4	38-94	.404	1-16	.063	43-61	.705	47	1.5	46-0	64	50	1	25	120	3.8
Demetrius Houston	29-0	378-13.0	31-102	.304	3-13	.231	24-45	.533	66	2.3	42-0	11	35	5	15	89	3.1
Maurice Dunlap	7-0	71-10.1	6-22	.273	3-14	.214	5-6	.833	4	0.6	11-0	1	3	0	2	20	2.9
Fallou Ndoye	30-6	372-12.4	26-54	.481	0-0	.000	11-21	.524	55	1.8	67-4	5	27	7	6	63	2.1
Oliver Black	31-4	490-15.8	22-45	.489	0-0	.000	12-27	.444	75	2.4	59-1	8	24	8	12	56	1.8
Isaiah Butler	9-1	26-2.9	0-1	.000	0-1	.000	0-0	.000	3	0.3	4-0	1	2	0	2	0	0.0
Jeffery Johnson	6-1	12-2.0	0-1	.000	0-0	.000	0-0	.000	2	0.3	1-0	0	1	0	2	0	0.0
Team									100	3.1	0		13			0	
Total	**32**		**669-1557**	**.430**	**133-434**	**.306**	**506-727**	**.696**	**1099**	**34.3**	**606-10**	**278**	**474**	**90**	**205**	**1977**	**61.8**
Opponents	32		713-1713	.416	210-641	.328	396-622	.637	1017	31.8	611-19	373	388	117	220	2032	63.5

MISSOURI

OVERALL: 9-23 (8-9 H, 0-10 A, 1-4 N) • SEC: 3-15 (3-6 H, 0-9 A)

Player	G-GS	Min-Avg	FG-A	Pct	3PT-A	Pct	FT-A	Pct	Rebs	Avg	PF-FO	AT	TO	BS	ST	Pts	Avg
Johnathan Williams	32-32	941-29.4	128-311	.412	22-64	.344	103-167	.617	228	7.1	86-1	27	82	19	10	381	11.9
Wes Clark	23-20	713-31.0	81-233	.348	32-102	.314	38-51	.745	81	3.5	54-2	71	45	4	38	232	10.1
Montaque Gill-Caesar	27-13	647-24.0	84-231	.364	29-94	.309	49-66	.742	80	3.0	55-1	14	52	2	19	246	9.1
Keith Shamburger	32-31	1092-34.1	80-211	.379	43-131	.328	77-86	.895	106	3.3	68-0	124	60	4	37	280	8.8
Namon Wright	30-20	607-20.2	77-186	.414	40-103	.388	10-18	.556	69	2.3	64-1	19	37	3	17	204	6.8
Jakeenan Gant	23-6	324-14.1	47-91	.516	1-14	.071	18-25	.720	50	2.2	33-0	7	16	14	9	113	4.9
Tramaine Isabell	27-1	405-15.0	37-118	.314	16-52	.308	22-28	.786	36	1.3	35-0	39	33	0	17	112	4.1
Keanau Post	30-9	424-14.1	51-89	.573	0-0	.000	19-31	.613	107	3.6	70-3	4	24	14	9	121	4.0
D'Angelo Allen	32-8	544-17.0	40-98	.408	9-20	.450	17-28	.607	100	3.1	62-0	21	18	7	11	106	3.3
Ryan Rosburg	30-17	501-16.7	42-84	.500	0-0	.000	15-45	.333	78	2.6	56-1	8	19	18	6	99	3.3
Deuce Bello	23-3	251-10.9	16-42	.381	4-16	.250	5-15	.333	25	1.1	40-2	9	18	5	6	41	1.8
Hayden Barnard	1-0	1-1.0	0-0	.000	0-0	.000	0-0	.000	0	0.0	0-0	0	0	0	0	0	0.0
Team									90	2.8	1		13			0	
Total	**32**		**683-1694**	**.403**	**196-596**	**.329**	**373-560**	**.666**	**327**	**32.8**	**624-11**	**343**	**417**	**90**	**179**	**1935**	**60.5**
Opponents	32		726-1691	.429	206-601	.343	515-735	.701	355	35.3	568-14	377	353	111	190	2173	67.9

SOUTH CAROLINA

OVERALL: 17-16 (10-6 H, 3-7 A, 4-3 N) • SEC: 6-12 (4-5 H, 2-7 A)

Player	G-GS	Min-Avg	FG-A	Pct	3PT-A	Pct	FT-A	Pct	Rebs	Avg	PF-FO	AT	TO	BS	ST	Pts	Avg
Duane Notice	33-33	987-29.9	127-337	.377	61-168	.363	72-91	.791	87	2.6	61-0	89	60	4	29	387	11.7
Sindarius Thornwell	33-33	1011-30.6	114-335	.340	38-142	.268	101-141	.716	161	4.9	83-3	73	71	11	43	367	11.1
Tyrone Johnson	33-33	981-29.7	97-268	.362	28-96	.292	93-112	.830	89	2.7	69-0	114	63	9	40	315	9.5
L. Chatkevicius	33-26	753-22.8	118-237	.498	8-27	.296	40-55	.727	172	5.2	74-2	21	45	44	11	284	8.6
Michael Carrera	30-21	635-21.2	70-167	.419	12-39	.308	62-88	.705	172	5.7	88-3	12	32	20	12	214	7.1
Mindaugas Kacinas	33-0	710-21.5	74-132	.561	9-29	.310	43-59	.729	168	5.1	82-3	18	34	14	20	200	6.1
Demetrius Henry	21-19	410-19.5	52-102	.510	1-3	.333	22-35	.629	76	3.6	69-4	6	34	19	7	127	6.0
Marcus Stroman	28-0	573-20.5	39-104	.375	2-18	.111	41-63	.651	73	2.6	61-0	87	57	4	22	121	4.3
Justin Mckie	25-0	282-11.3	26-67	.388	11-36	.306	18-23	.783	44	1.8	20-0	8	11	3	9	81	3.2
Brian Steele	21-0	179-8.5	11-47	.234	9-38	.237	4-4	1.000	12	0.6	20-0	8	5	1	7	35	1.7
Shamiek Sheppard	7-0	48-6.9	5-18	.278	1-1	1.000	0-2	.000	9	1.3	6-0	1	2	4	5	11	1.6
Reggie Theus Jr.	13-0	31-2.4	2-5	.400	0-2	.000	0-0	.000	2	0.2	1-0	0	2	0	3	4	0.3
Team									113	3.4	0		8			0	
Total	**33**		**735-1819**	**.404**	**180-599**	**.301**	**496-673**	**.737**	**1178**	**35.7**	**634-15**	**437**	**424**	**133**	**208**	**2146**	**65.0**
Opponents	33		658-1699	.387	196-617	.318	534-744	.718	1103	33.4	623-15	338	456	136	196	2046	62.0

TENNESSEE

OVERALL: 16-16 (9-7 H, 5-5 A, 2-4 N) • SEC: 7-11 (2-7 H, 5-4 A)

Player	G-GS	Min-Avg	FG-A	Pct	3PT-A	Pct	FT-A	Pct	Rebs	Avg	PF-FO	AT	TO	BS	ST	Pts	Avg
Josh Richardson	32-32	1162-36.3	184-399	.461	46-128	.359	99-124	.798	143	4.5	79-4	115	85	16	67	513	16.0
Armani Moore	32-32	989-30.9	125-281	.445	6-33	.182	74-120	.617	216	6.8	91-2	69	74	39	46	330	10.3
Kevin Punter	32-31	992-31.0	111-265	.419	43-122	.352	63-92	.685	67	2.1	90-4	60	56	6	51	328	10.3
Robert Hubbs III	32-20	795-24.8	88-215	.409	31-93	.333	24-33	.727	93	2.9	48-0	28	26	4	16	231	7.2
Derek Reese	32-11	810-25.3	65-160	.406	20-60	.333	42-57	.737	170	5.3	69-1	28	37	10	21	192	6.0
Devon Baulkman	31-7	457-14.7	45-118	.381	26-68	.382	31-39	.795	72	2.3	35-0	19	24	3	19	147	4.7
Jabari McGhee	8-2	103-12.9	14-20	.700	0-0	.000	7-17	.412	30	3.8	24-3	0	3	1	3	35	4.4
Dominic Woodson	4-0	48-12.0	6-12	.500	0-0	.000	2-6	.333	8	2.0	12-1	1	3	2	3	14	3.5
Detrick Mostella	31-1	364-11.7	34-123	.276	22-81	.272	14-20	.700	27	0.9	34-0	15	30	1	9	104	3.4
Willie Carmichael	32-19	475-14.8	40-77	.519	0-0	.000	15-24	.625	75	2.3	101-4	11	29	13	6	95	3.0
Tariq Owens	28-5	214-7.6	12-34	.353	0-0	.000	10-19	.526	31	1.1	40-0	3	11	13	5	34	1.2
Ian Chiles	3-0	14-4.7	1-2	.500	0-1	.000	0-0	.000	2	0.7	1-0	1	0	0	1	2	0.7
Galen Campbell	2-0	2-1.0	0-0	.000	0-0	.000	0-0	.000	0	0.0	1-0	0	0	0	0	0	0.0
Team									106	3.3	0		9			0	
Total	**32**		**725-1706**	**.425**	**194-586**	**.331**	**381-551**	**.691**	**1040**	**32.5**	**625-19**	**350**	**387**	**108**	**247**	**2025**	**63.3**
Opponents	32		673-1533	.439	244-661	.369	465-667	.697	996	31.1	541-12	448	445	103	166	2055	64.2

TEXAS A&M

OVERALL: 21-12 (14-4 H, 5-6 A, 2-2 N) • SEC: 11-7 (6-3 H, 5-4 A)

Player	G-GS	Min-Avg	FG-A	Pct	3PT-A	Pct	FT-A	Pct	Rebs	Avg	PF-FO	AT	TO	BS	ST	Pts	Avg
Danuel House	26-23	845-32.5	125-300	.417	62-155	.400	72-112	.643	98	3.8	42-0	55	50	16	17	384	14.8
Jalen Jones	31-31	892-28.8	148-329	.450	12-40	.300	118-162	.728	206	6.6	79-1	25	45	17	30	426	13.7
Alex Caruso	33-33	1038-31.5	106-228	.465	26-70	.371	63-92	.685	150	4.5	67-1	182	100	2	69	301	9.1
Kourtney Roberson	33-32	795-24.1	117-186	.629	0-0	.000	55-92	.598	213	6.5	76-1	37	33	13	17	289	8.8
Jordan Green	33-33	803-24.3	71-143	.497	16-42	.381	43-55	.782	61	1.8	68-2	61	35	4	15	201	6.1
Alex Robinson	32-0	601-18.8	65-155	.419	13-36	.361	22-37	.595	75	2.3	45-0	84	53	2	15	165	5.2
Peyton Allen	32-8	452-14.1	49-129	.380	30-93	.323	16-20	.800	24	0.8	42-0	15	18	4	8	144	4.5
Antwan Space	21-2	261-12.4	33-71	.465	4-17	.235	19-32	.594	60	2.9	37-0	6	18	9	4	89	4.2
Davonte Fitzgerald	25-2	240-9.6	29-89	.326	16-53	.302	14-21	.667	40	1.6	22-0	4	16	5	3	88	3.5
Tavario Miller	25-0	283-11.3	28-44	.636	0-1	.000	11-27	.407	76	3.0	62-1	5	18	9	1	67	2.7
Tonny Trocha-Morelos	29-1	297-10.2	18-64	.281	0-5	.000	7-19	.368	57	2.0	33-0	5	11	12	6	43	1.5
Avery Johnson Jr	13-0	56-4.3	7-20	.350	1-6	.167	3-5	.600	3	0.2	8-0	1	2	0	0	18	1.4
Dylan Johns	13-0	70-5.4	7-12	.583	0-0	.000	2-2	1.000	11	0.8	11-0	3	5	3	1	16	1.2
Chris Collins	3-0	5-1.7	1-1	1.000	1-1	1.000	0-0	.000	0	0.0	2-0	0	0	0	0	3	1.0
Kyle Dobbins	6-0	9-1.5	1-3	.333	0-1	.000	0-0	.000	0	0.0	1-0	2	2	0	0	2	0.3
Ramon White	1-0	1-1.0	0-0	.000	0-0	.000	0-0	.000	0	0.0	0-0	0	0	0	0	0	0.0
Juan Aparicio	1-0	2-2.0	0-3	.000	0-0	.000	0-0	.000	1	1.0	0-0	0	0	1	0	0	0.0
Team									122	3.7	0		4			0	
Total	**33**		**805-1777**	**.453**	**181-520**	**.348**	**445-676**	**.658**	**1197**	**36.3**	**595-6**	**485**	**410**	**97**	**186**	**2236**	**67.8**
Opponents	33		703-1750	.402	232-749	.310	439-637	.689	1045	31.7	601-12	423	414	140	204	2077	62.9

VANDERBILT

OVERALL: 21-14 (15-4 H, 5-8 A, 1-2 N) • SEC: 9-9 (6-3 H, 3-6 A)

Player	G-GS	Min-Avg	FG-A	Pct	3PT-A	Pct	FT-A	Pct	Rebs	Avg	PF-FO	AT	TO	BS	ST	Pts	Avg
Damian Jones	35-34	1020-29.1	186-331	.562	1-5	.200	133-222	.599	227	6.5	89-1	26	76	70	20	506	14.5
Riley LaChance	35-35	1166-33.3	147-337	.436	66-173	.382	69-79	.873	110	3.1	46-0	102	47	1	25	429	12.3
Wade Baldwin IV	35-24	1009-28.8	99-227	.436	43-98	.439	85-106	.802	145	4.1	86-3	155	67	4	50	326	9.3
James Siakam	34-20	827-24.3	99-158	.627	2-3	.667	112-148	.757	201	5.9	102-4	22	44	42	33	312	9.2
Luke Kornet	35-14	756-21.6	106-214	.495	50-125	.400	42-55	.764	120	3.4	67-1	37	41	38	7	304	8.7
Matthew Fisher-Davis	34-11	777-22.9	80-228	.351	71-177	.401	15-21	.714	79	2.3	55-0	46	31	16	13	246	7.2
Jeff Roberson	33-24	637-19.3	50-103	.485	15-33	.455	40-64	.625	102	3.1	86-2	37	48	10	13	155	4.7
Shelton Mitchell	31-11	620-20.0	45-123	.366	7-31	.226	35-49	.714	58	1.9	34-0	103	60	3	4	132	4.3
Josh Henderson	24-2	175-7.3	22-44	.500	0-2	.000	8-13	.615	29	1.2	24-0	3	8	2	2	52	2.2
Shelby Moats	9-0	38-4.2	4-7	.571	0-1	.000	2-5	.400	9	1.0	4-0	1	4	0	1	10	1.1
Philip McGloin	5-0	5-1.0	0-1	.000	0-1	.000	0-0	.000	3	0.6	0-0	1	3	0	0	0	0.0
Nathan Watkins	12-0	18-1.5	0-2	.000	0-2	.000	0-0	.000	1	0.1	2-0	0	1	0	0	0	0.0
Carter Josephs	13-0	52-4.0	0-0	.000	0-0	.000	0-2	.000	5	0.4	7-0	8	3	0	0	0	0.0
Team									95	2.7	1		19			0	
Total	**35**		**838-1775**	**.472**	**255-651**	**.392**	**541-764**	**.708**	**1184**	**33.8**	**603-11**	**541**	**452**	**186**	**168**	**2472**	**70.6**
Opponents	35		789-1941	.406	216-637	.339	458-662	.692	1119	32.0	670-16	388	407	102	233	2252	64.3

TEAM RESULTS

ALABAMA

		Result	Attendance	High Scorer
N14	1-Towson [SECN+]	W, 82-54	10345	Randolph/Cooper 15
N17	1-Western Carolina [SEC Network]	W, 80-74	8830	Tarrant 18
N20	Southern Miss [SEC Network]	W, 81-67	9260	Randolph 23
N24	2-vs. #13 Iowa State [ESPN2]	L, 74-84	8321	Cooper 27
N25	2-vs. Arizona St. [ESPN3]	W, 76-71	9034	Randolph 28
D2	South Florida [SEC Network]	W, 82-71	9342	Cooper 20
D6	at Xavier [CBS Sports Network]	L, 84-97	10250	Tarrant 23
D13	Tennessee Tech [SECN+]	W, 65-53	9526	Cooper 23
D16	at #11 Wichita State [ESPN2]	L, 52-53	10506	Randolph/Hale 13
D19	Stillman [SECN+]	W, 69-49	9097	Coleman 14
D21	Appalachian State [SEC Network]	W, 60-59	9515	Kessens 17
D28	UCLA [ESPNU]	W, 56-50	13472	Tarrant 24
J2	North Florida [SECN+]	W, 76-61	8821	Kessens 18
J6	*Texas A&M [SEC Network]	W, 65-44	10264	Tarrant 15
J10	*at Tennessee [SEC Network]	W, 56-38	16695	Cooper 17
J13	*at South Carolina [ESPNU]	L, 66-68	11085	Tarrant 15
J17	*#1 Kentucky [ESPN]	L, 48-70	15383	Randolph 13
J22	*at Arkansas [ESPN2]	L, 91-93 ot	15032	Coleman 22
J24	*Auburn [SEC Network]	W, 57-55	15383	Randolph 18
J27	*Florida [ESPN]	L, 50-52	10759	Cooper 14
J31	*at #1 Kentucky [SEC Network]	L, 55-70	24351	Hale 13
F4	*Missouri [SEC Network]	W, 62-49	9343	Randolph 20
F7	*at LSU [ESPN2]	L, 60-71	10355	Randolph 17
F10	*at Mississippi State [SEC Network]	W, 55-51	6386	Hale 14
F14	*Vanderbilt [ESPNU]	L, 68-76	11501	Randolph 15
F17	*at Auburn [ESPNU]	W, 79-68	9121	Randolph 19
F21	*Georgia [ESPN2]	L, 65-66 ot	12141	Obosahan 16
F24	*South Carolina [SEC Network]	W, 59-51	8848	Randolph 17
F28	*at Vanderbilt [FSN]	L, 66-73	9928	Obosahan 16
M3	*Ole Miss [SEC Network]	L, 74-82	9184	Randolph 32
M7	*at Texas A&M [FSN]	W, 61-60	9064	Obasohan 12
M12	3-vs. Florida [SEC Network]	L, 61-69	10563	Taylor/Randolph 15
M17	4-Illinois [ESPN]	W, 79-58	2348	Randolph 20
M21	4-at Miami (FL) [ESPN]	L, 66-73	1979	Cooper 20

*SEC Game; 1-CBE Hall of Fame Classic (Tuscaloosa, Ala.); 2-CBE Hall of Fame Classic (Kansas City, Mo.); 3-SEC Tournament (Nashville, Tenn.); 4-National Invitation Tournament

ARKANSAS

		Result	Attendance	High Scorer
N16	Alabama State [SECN+]	W, 97-79	14318	Portis 24
N19	Wake Forest [SEC Network]	W, 83-53	14574	Madden 11
N21	Delaware State [SECN+]	W, 99-71	8040	Qualls 20
N25	at SMU [ESPNEWS]	W, 78-72	7086	Portis 22
N28	North Texas [SEC Network]	W, 89-73	14885	Qualls 22
N30	Iona [SEC Network]	W, 94-77	14618	Bell/Qualls 20
D4	1-at #20 Iowa State [ESPN2]	L, 77-95	14384	Portis 19
D7	at Clemson [ESPNU]	L, 65-68 ot	6764	Qualls 21
D13	Dayton [ESPN2]	W, 69-55	9270	Portis 18
D20	SE Missouri State [SEC Network]	W, 84-67	11375	Portis 24
D22	UW-Milwaukee [ESPNU]	W, 84-54	7725	Portis 18
D28	Northwestern State [SEC Network]	W, 100-92	15738	Portis 22
J3	Utah Valley State [SEC Network]	W, 79-46	15410	Harris 17
J6	*at Georgia [ESPN]	W, 79-75	7937	Portis 21
J10	*Vanderbilt [SEC Network]	W, 82-70	17238	Portis 32
J13	*at Tennessee [ESPNU]	L, 69-74	13366	Portis 17
J17	*Ole Miss [ESPNU]	L, 82-96	19200	Portis 23
J22	*Alabama [ESPN2]	W, 93-91 ot	15032	Qualls 30
J24	*at Missouri [ESPN2]	W, 61-60	11022	Harris 14
J27	*Tennessee [ESPNU]	W, 69-64	14297	Qualls/Portis 17
J31	*at Florida [CBS Sports]	L, 56-57	11861	Portis 21
F3	*South Carolina [SEC Network]	W, 75-55	14846	Portis 18
F7	*Mississippi State [SEC Network]	W, 61-41	18283	Portis 19
F10	*at Auburn [ESPNU]	W, 101-87	6526	Portis 22
F14	*at Ole Miss [SEC Network]	W, 71-70	8719	Qualls 15
F18	*Missouri [SEC Network]	W, 84-69	15740	Qualls 21
F21	*at Mississippi State [FSN]	W, 65-61	6254	Madden 16
F24	*Texas A&M [ESPN]	W, 81-75	15951	Portis 22
F28	*at #1 Kentucky [CBS Sports]	L, 67-84	24416	Qualls 17
M5	*at South Carolina [ESPN2]	W, 74-78	10065	Portis 24
M7	*LSU [ESPN]	L, 78-81	18966	Portis 21
M13	2-vs. Tennessee [SEC Network]	W, 80-72	13135	Portis 26
M14	2-vs. Georgia [ESPN]	W, 60-49	19232	Qualls 15
M15	2-vs. #1 Kentucky [ESPN]	L, 63-78	20315	Qualls 18
M19	3-vs. Wofford [TNT]	W, 56-53	12761	Qualls 20
M21	3-vs. #15 North Carolina [TNT]	L, 78-87	13687	Qualls 27

*SEC Game; 1-SEC/Big 12 Challenge; 2-SEC Tournament (Nashville, Tenn.); 3-NCAA Tournament (Jacksonville, Fla.)

AUBURN

		Result	Attendance	High Scorer
N14	1-UW-Milwaukee [ESPNU]	W, 83-73	8114	Harrell 20
N18	at Colorado [ESPN2]	L, 59-90	9834	Harrell 20
N21	1-Louisiana-Lafayette [FSN]	W, 105-80	8120	Harrell 24
N24	2-vs. Tulsa [ESPNU]	L, 35-53	1507	Bowers 17
N26	2-vs. Oregon State [ESPN3]	W, 71-69	1178	Harrell 20
D3	3-at Texas Tech [SEC Network]	L, 44-46	7040	Harrell 17
D5	Coastal Carolina [FSN]	L, 54-58	7964	Harrell 25
D14	at Clemson [ESPN3]	L, 61-72	7140	Bowers 17
D17	Winthrop [SEC Network]	W, 80-62	5323	Bowers 19
D20	Xavier [SEC Network]	W, 89-88 2ot	7975	Harrell 24
D23	Texas Southern [SECN+]	W, 61-60	7323	Harrell 14
D29	Middle Tennessee [SEC Network]	W, 64-48	6752	Mason 19
J3	North Alabama [SEC Network]	W, 82-61	8169	Harrell 25
J6	*at Vanderbilt [ESPNU]	L, 52-64	10502	Mason 16
J10	*Missouri [SEC Network]	W, 85-79	8365	Bowers 20
J15	*at Florida [ESPN2]	L, 55-75	10346	Mason 13
J17	*South Carolina [SEC Network]	W, 71-68	9121	Harrell 24
J21	*Mississippi State [SEC Network]	L, 71-78	8083	Harrell 22
J24	*at Alabama [SEC Network]	L, 55-57	15383	Harrell 22
J27	*Texas A&M [SEC Network]	L, 61-71	7184	Mason 16
J31	*at Tennessee [ESPN2]	L, 63-71	18439	Harrell 16
F5	*at LSU [ESPN2]	W, 81-77	8672	Harrell 28
F7	*Ole Miss [SEC Network]	L, 79-86	9121	Mason 23
F10	*#24 Arkansas [ESPNU]	L, 87-101	6526	Ross-Miller/Harrell 21
F14	*at Georgia [FSN]	W, 69-68	10523	Harrell 21
F17	*Alabama [ESPNU]	L, 68-79	9121	Mason 24
F21	*at #1 Kentucky [ESPN]	L, 75-110	23403	Mason 29
F24	*LSU [ESPNU]	L, 61-84	6651	Bowers 16
F28	*at Texas A&M [SEC Network]	L, 55-80	9809	Harrell 18
M3	*at Missouri [SEC Network]	L, 61-63	6619	Harrell 24
M7	*Georgia [SEC Network]	L, 61-64	9121	Harrell 24
M11	4-vs. Mississippi St. [SEC Network]	W, 74-68	10039	Ross-Miller 21
M12	4-vs. Texas A&M [SEC Network]	W, 66-59	10563	Harrell 25
M13	4-vs. LSU [SEC Network]	W, 73-70 ot	18205	Harrell 29
M14	4-vs. #1 Kentucky [ESPN]	L, 67-91	19232	Mason 23

*SEC Game; 1-MGM Grand Main Event (Auburn, Ala.); 2-MGM Grand Main Event (Las Vegas, Nev.); 3-SEC/Big 12 Challenge; 4-SEC Tournament (Nashville, Tenn.)

FLORIDA

		Result	Attendance	High Scorer
N14	William & Mary [SEC Network]	W, 68-45	10861	Finney-Smith 15
N17	Miami (Fla.) [ESPNU]	L, 67-69	11156	Carter 21
N21	Louisiana-Monroe [SEC Network]	W, 61-56	11003	Frazier 21
N26	1-vs. Georgetown [axsTV]	L, 65-66	3240	Finney-Smith 16
N27	1-vs. UAB [axsTV]	W, 56-47	2408	Frazier 14
N28	1-vs. #5 North Carolina [axsTV]	L, 64-75	3298	Hill 20
D5	2-at #11 Kansas [ESPN]	L, 65-71	16300	Robinson 13
D8	Yale [SEC Network]	W, 85-47	8711	Frazier 18
D12	Texas Southern [SEC Network]	W, 75-50	9212	Robinson 15
D14	Jacksonville [FSN]	W, 79-34	10123	Finney-Smith 25
D20	3-vs. Wake Forest [FSN]	W, 63-50	10175	Finney-Smith 16
D30	at Florida State [ESPN2]	L, 63-65	8273	Hill 17
J3	Connecticut [CBS Sports]	L, 59-63	11041	Finney-Smith 19
J7	*at South Carolina [SEC Network]	W, 72-68	12181	Finney-Smith 20
J10	*Mississippi State [FSN]	W, 72-47	11966	Carter 20
J15	*Auburn [ESPN2]	W, 75-55	10346	Finney-Smith 14
J17	*at Georgia [CBS Sports]	L, 61-73	10523	Robinson/Finney-Smith 11
J20	*LSU [ESPN]	L, 61-79	10160	Murphy/Finney-Smith 10
J24	*at Ole Miss [SEC Network]	L, 71-72	8812	Frazier 27
J27	*at Alabama [ESPN]	W, 52-50	10759	Carter 13
J31	*Arkansas [CBS Sports]	W, 57-56	11861	Finney-Smith 16
F3	*at Vanderbilt [ESPN]	L, 61-67	9815	Frazier 21
F7	*#1 Kentucky [ESPN]	L, 61-68	12578	Finney-Smith 16
F12	*Ole Miss [ESPN]	L, 61-62	10127	Robinson/Finney-Smith 14
F14	*at Texas A&M [SEC Network]	L, 62-63	9418	Carter 22
F18	*Vanderbilt [SEC Network]	W, 50-47	9417	Robinson 12
F21	*at LSU [CBS Sports]	L, 63-70	9203	Carter 14
F24	*at Missouri [SEC Network]	L, 52-64	7631	Robinson 14
F28	*Tennessee [ESPN2]	W, 66-49	11970	Finney-Smith 20
M3	*Texas A&M [ESPNU]	W, 66-62	8591	Finney-Smith 12
M7	*at #1 Kentucky [CBS Sports]	L, 50-67	24428	Hill 15
M12	4-vs. Alabama [SEC Network]	W, 69-61	10563	Finney-Smith 23
M13	4-vs. #1 Kentucky [SEC Network]	L, 49-64	18205	Horford 15

*SEC Game; 1-Battle 4 Atlantis (Paradise Island, Bahamas); 2-SEC/Big 12 Challenge; 3-Orange Bowl Classic (Sunrise, Fla.); 4-SEC Tournament (Nashville, Tenn.)

GEORGIA

		Result	Attendance	High Scorer
N14	at Georgia Tech [ESPN3]	L, 73-80	8127	Djurisic 18
N18	1-Stony Brook [SEC Network]	W, 80-70	4787	Mann 16
N21	Troy [SECN+]	W, 82-60	5127	Thornton/Djurisic 17
N23	Florida Atlantic [FSN]	W, 74-61	4735	Thornton 17
N26	2-vs. #10 Gonzaga [ESPN2]	L, 76-88	5128	Mann 23
N28	2-vs. Minnesota [ESPNU]	L, 62-66	5548	Thornton 14
D2	at UT-Chattanooga [ESPN3]	W, 86-55	3784	Gaines 25
D7	Colorado [SEC Network]	W, 64-57	5687	Thornton 16
D21	Seton Hall [ESPNU]	W, 65-47	7556	Gaines 15
D27	Mercer [SEC Network]	W, 86-77	8047	Mann 22
D31	at Kansas State [ESPNU]	W, 50-46	12528	Mann 17
J3	Norfolk State [FSN]	W, 63-50	6273	Frazier 20
J6	*#23 Arkansas [ESPN]	L, 75-79	7937	Djurisic 16
J10	*at LSU [ESPNU]	L, 84-87 2ot	9217	Gaines 19
J14	*at Vanderbilt [SEC Network]	W, 70-67	9203	Gaines 17
J17	*Florida [CBS Sports]	W, 73-61	10523	Thornton/Gaines 16
J20	*Ole Miss [SEC Network]	W, 69-64	6079	Thornton 16
J24	*at Mississippi State [FSN]	W, 72-66	7549	Frazier 37
J27	*Vanderbilt [SEC Network]	W, 70-62	7091	Djurisic 15
J31	*at South Carolina [ESPNU]	L, 50-67	13031	Frazier 16
F3	*at #1 Kentucky [ESPNU]	L, 58-69	24256	Djurisic 17
F7	*Tennessee [ESPN2]	W, 56-53	9730	Three with 10
F11	*at Texas A&M [SEC Network]	W, 62-53	6441	Gaines 15
F14	*Auburn [FSN]	L, 68-69	10523	Gaines 18
F17	*South Carolina [SEC Network]	L, 58-64	6263	Mann 17
F21	*at Alabama [ESPN2]	W, 66-54 ot	12141	Djurisic 14
F25	*at Ole Miss [SEC Network]	W, 76-72	6899	Gaines 22
F28	*Missouri [ESPNU]	W, 68-44	9389	Djurisic 14
M3	*#1 Kentucky [ESPN]	L, 64-72	10523	Djurisic 18
M7	*at Auburn [SEC Network]	W, 64-61	9121	Frazier 16
M13	3-vs. South Carolina [SEC Network]	W, 74-62	13135	Thornton 15
M14	3-vs. #21 Arkansas [ESPN]	L, 49-60	19232	Thornton/Forte 13
M20	4-vs. Michigan State [truTV]	L, 63-70	16551	Mann 19

*SEC Game; 1-NIT Season Tip-Off (Athens, Ga.); 2-NIT Season Tip-Off (New York, N.Y.); 3-SEC Tournament (Nashville, Tenn.); 4-NCAA Tournament (Charlotte, N.C.)

KENTUCKY

		Result	Attendance	High Scorer
N14	1-Grand Canyon [SEC Network]	W, 85-45	22533	An. Harrison 16
N16	1-Buffalo [ESPNU]	W, 71-52	22175	Lyles/Ulis 12
N18	2-vs. #5 Kansas [ESPN]	W, 72-40	19306	Johnson 11
N21	Boston [FSN]	W, 89-65	22485	Aa. Harrison 19
N23	1-Montana State [SEC Network]	W, 86-28	22384	Booker 18
N25	1-UT-Arlington [SEC Network]	W, 92-44	22639	Booker 19
N30	Providence [ESPN2]	W, 58-38	23601	Towns/Cauley-Stein 11
D5	3-#6 Texas [ESPN]	W, 63-51	24340	Cauley-Stein 21
D7	Eastern Kentucky [SEC Network]	W, 82-49	23268	Towns 19
D10	Columbia [ESPN2]	W, 56-46	22112	Aa. Harrison 14
D13	#21 North Carolina [CBS Sports]	W, 84-70	24406	Cauley-Stein/Booker 15
D20	4-vs. UCLA [CBS Sports]	W, 83-44	19726	Booker 19
D27	at #4 Louisville [ESPN2]	W, 58-50	22812	Ulis 14
J6	*Ole Miss [SEC Network]	W, 89-86 ot	24275	Aa. Harrison 26
J10	*at Texas A&M [CBS Sports]	W, 70-64 2ot	10411	Booker 18
J13	*Missouri [ESPN]	W, 86-37	24248	Aa. Harrison 16
J17	*at Alabama [ESPN]	W, 70-48	15383	Booker 13
J20	*Vanderbilt [SEC Network]	W, 65-57	24249	Aa. Harrison 14
J24	*at South Carolina [ESPN]	W, 58-43	18000	Booker 18
J29	*at Missouri [ESPN]	W, 69-53	13034	An. Harrison 15
J31	*Alabama [SEC Network]	W, 70-55	24351	Towns/Cauley-Stein 12
F3	*Georgia [ESPNU]	W, 69-58	24256	An. Harrison 23
F7	*at Florida [ESPN]	W, 68-61	12578	Aa. Harrison 23
F10	*at LSU [ESPN]	W, 71-69	13997	Cauley-Stein 15
F14	*South Carolina [ESPN]	W, 77-43	24305	Cauley-Stein 14
F17	*at Tennessee [ESPN]	W, 66-48	21678	Booker 18
F21	*Auburn [ESPN]	W, 110-75	23403	Towns 19
F25	*at Mississippi State [SEC Network]	W, 74-56	6795	Lyles 18
F28	*#18 Arkansas [CBS Sports]	W, 84-67	24416	An. Harrison/Lyles 18
M3	*at Georgia [ESPN]	W, 72-64	10523	Towns 19
M7	*Florida [CBS Sports]	W, 67-50	24428	Lyles 14
M13	5-vs. Florida [SEC Network]	W, 64-49	18205	Towns/Aa. Harrison 13
M14	5-vs. Auburn [ESPN]	W, 91-67	19232	Cauley-Stein 18
M15	5-vs. #21 Arkansas [ESPN]	W, 78-63	20315	Cauley-Stein/An. Harrison 15
M19	6-vs. Hampton [CBS Sports]	W, 79-56	12639	Towns 21
M21	6-vs. Cincinnati [CBS Sports]	W, 64-51	21760	Aa. Harrison 13
M26	7-vs.#20 West Virginia [CBS]	W, 78-39	19465	Lyles 14
M28	7-vs. #8 Notre Dame [TBS]	W, 68-66	19464	Towns 25
A4	8-vs. #3 Wisconsin [TBS]	L, 64-71	72238	Towns 16

*SEC Game; 1-Cawood Ledford Classic (Lexington, Ky.); 2-Champions Classic (Indianapolis, Ind.); 3-SEC/Big 12 Challenge; 4-CBS Sports Classic (Chicago, Ill.); 5-SEC Tournament (Nashville, Tenn.); 6-NCAA Tournament (Louisville, Ky.); 7-NCAA Tournament (Cleveland, Ohio); 8-NCAA Final Four (Indianapolis, Ind.)

LSU

		Result	Attendance	High Scorer
N15	Gardner Webb [SECN+]	W, 93-82	6745	Martin/Mickey 21
N18	Texas Tech [ESPN2]	W, 69-64 ot	8010	Mickey 18
N21	1-vs. Old Dominion [CBS Sports Net]	L, 61-70	1910	Martin 17
N22	1-vs. Weber State	W, 72-58	1968	Mickey 27
N24	1-Clemson	L, 61-64	1342	Mickey 18
N29	McNeese State [SECN+]	W, 83-72	7034	Martin 26
D2	UMass [SEC Network]	W, 82-60	6962	Gray 25
D4	2-#16 West Virginia [ESPN2]	W, 74-73	10802	Quarterman 21
D13	Sam Houston State [SEC Network]	W, 76-67	7295	Mickey 21
D18	at UAB [CBS Sports Network]	W, 79-70	6054	Martin 25
D22	College of Charleston [SEC Net]	W, 71-47	7808	Martin 18
D29	Southern Miss [SEC Network]	W, 87-67	9089	Martin 24
J3	Savannah State [SEC Network]	W, 75-59	7647	Martin 26
J8	*at Missouri [ESPN2]	L, 67-74 ot	7509	Quarterman 19
J10	*Georgia [ESPNU]	W, 87-84 2ot	9217	Quarterman 27
J14	*at Ole Miss [SEC Network]	W, 75-71	7030	Hornsby 23
J17	*Texas A&M [ESPN2]	L, 64-67	10278	Mickey 17
J20	*at Florida [ESPN]	W, 79-61	10160	Martin 22
J24	*at Vanderbilt [ESPNU]	W, 79-75 ot	9392	Mickey 25
J28	*South Carolina [SEC Network]	W, 64-58	9518	Quarterman 16
J31	*at Mississippi State [SEC Network]	L, 67-73	6657	Mickey 25
F5	*Auburn [ESPN2]	L, 77-81	8672	Mickey 23
F7	*Alabama [ESPN2]	W, 71-60	10355	Mickey 24
F10	*#1 Kentucky [ESPN]	L, 69-71	13997	Martin 21
F14	*at Tennessee [SEC Network]	W, 73-55	16051	Mickey 20
F17	*at Texas A&M [SEC Network]	L, 62-68	6701	Martin 13
F21	*Florida [CBS Sports]	W, 70-63	9203	Martin 28
F24	*at Auburn [ESPNU]	W, 84-61	6651	Martin 25
F28	*Ole Miss [FSN]	W, 73-63	10683	Martin/Quarterman 18
M4	*Tennessee [SEC Network]	L, 63-78	8736	Hornsby 25
M7	*at #18 Arkansas [ESPN]	W, 81-78	18966	Martin 27
M13	3-vs. Auburn [SEC Network]	L, 70-73 ot	18205	Hornsby 24
M19	4-vs. NC State [TBS]	L, 65-66	16170	Quarterman 17

*SEC Game; 1-Paradise Jam (U.S. Virgin Islands); 2-SEC/Big 12 Challenge; 3-SEC Tournament (Nashville, Tenn.); 4-NCAA Tournament (Pittsburgh, Pa.)

OLE MISS

		Result	Attendance	High Scorer
N14	Charleston Southern [SECN+]	L, 65-66 ot	5841	Newby 14
N17	at Troy	W, 74-64	3278	Summers 21
N20	1-Southern [SECN+]	W, 69-38	5199	Moody 13
N23	1-Northern Arizona [SEC Network]	W, 80-74	5290	Summers 22
N28	2-vs. #23 Creighton	W, 75-68	1600	Summers 23
N29	2-vs. Cincinnati [CBS SN]	W, 66-54	1550	Moody 26
D4	3-TCU [ESPNU]	L, 54-66	6370	Moody 12
D7	at Oregon [Fox Sports 1]	W, 79-73	6256	Moody 22
D13	Western Kentucky [SEC Network]	L, 74-81	6692	Moody 25
D18	Coastal Carolina [SEC Network]	W, 71-68	6490	White 26
D22	4-vs. SE Missouri	W, 82-51	2222	Smith 16
D30	at Dayton [CBS Sports Network]	L, 74-78	12525	Summers 20
J3	Austin Peay [SECN+]	W, 92-63	6950	Summers 18
J6	*at #1 Kentucky [SEC Network]	L, 86-89 ot	24275	Moody 25
J10	*South Carolina [FSN]	W, 65-49	6714	Summers 20
J14	*LSU [SEC Network]	L, 71-75	7030	Rhett 15
J17	*at #19 Arkansas [ESPNU]	W, 96-82	19200	Moody 18
J20	*at Georgia [SEC Network]	L, 64-69	6079	Moody 26
J24	*Florida [SEC Network]	W, 72-71	8812	Summers 16
J28	*Mississippi State [SEC Network]	W, 79-73	8959	Summers 22
J31	*at Missouri [FSN]	W, 67-47	9053	Moody 23
F4	*Texas A&M [SEC Network]	W, 69-59	7739	Moody 19
F7	*at Auburn [SEC Network]	W, 86-79	9121	White 20
F12	*at Florida [ESPN]	W, 62-61	10127	Moody 18
F14	*#24 Arkansas [SEC Network]	L, 70-71	8719	Rhett/Moody 16
F19	*at Mississippi State [ESPN2]	W, 71-65	7873	Moody 29
F21	*Tennessee [ESPNU]	W, 59-57	8630	Moody 22
F25	*Georgia [SEC Network]	L, 72-76	6899	Moody 19
F28	*at LSU [FSN]	L, 63-73	10683	Moody 15
M3	*at Alabama [SEC Network]	W, 82-74	9184	Moody 25
M7	*Vanderbilt [SEC Network]	L, 77-86	8862	Rhett 18
M12	5-vs. SouthCarolina [SEC Network]	L, 58-60	15032	White 17
M17	6-vs. BYU [truTV]	W, 94-90	12124	Moody 26
M19	7-vs. Xavier [TBS]	L, 57-76	11780	Moody 14

*SEC Game; 1-Emerald Coast Classic (Oxford, Miss.); 2-Emerald Coast Classic (Niceville, Fla.); 3-SEC/Big 12 Challenge; 4-at Southaven, Miss.; 5-SEC Tournament (Nashville, Tenn.); 5-NCAA Tournament (Dayton, Ohio); 7-NCAA Tournament (Jacksonville, Fla.)

MISSISSIPPI STATE

		Result	Attendance	High Scorer
N14	Western Carolina [SECN+]	W, 66-56	6261	Johnson 16
N17	Mississippi Valley State [SECN+]	W, 89-68	6065	Johnson 20
N22	Utah State [SECN+]	W, 71-63	7240	Johnson/Thomas 15
N24	Clayton State [SECN+]	W, 59-46	6030	Johnson 15
N28	1-vs. St. Louis [CBS Sports Net]	W, 75-50	2385	Daniels 21
N29	1-vs. TCU [CBS Sports Net]	L, 52-61	2867	Thomas 14
D6	at Tulane [ESPN3]	L, 54-59	1483	Daniels 13
D13	at Oregon State [Pac-12 Network]	L, 49-59	4211	Thomas 16
D17	Arkansas State [SEC Network]	L, 55-69	5390	Johnson 20
D20	2-vs. USC Upstate	L, 51-53	1102	Johnson 15
D23	Jacksonville [SECN+]	W, 70-47	5366	Thomas 16
D30	McNeese State [SECN+]	L, 47-66	5155	Sword 11
J2	Florida State [ESPNU]	W, 62-55	5756	Ready 14
J7	*Tennessee [SEC Network]	L, 47-61	5704	Ware 12
J10	*at Florida [FSN]	L, 47-72	11966	Johnson 11
J13	*at Texas A&M [SEC Network]	L, 70-74	4804	Ready 18
J17	*Vanderbilt [FSN]	W, 57-54	6568	Ready 11
J21	*at Auburn [SEC Network]	W, 78-71	8083	Ready 18
J24	*Georgia [FSN]	L, 66-72	7549	Johnson 25
J28	*at Ole Miss [SEC Network]	L, 73-79	8959	Sword 27
J31	*LSU [SEC Network]	W, 73-67	6657	Thomas 18
F3	*at Tennessee [SEC Network]	W, 71-66	13268	Sword 26
F7	*at Arkansas [SEC Network]	L, 41-61	18283	Ware 16
F10	*Alabama [SEC Network]	L, 51-55	6386	Ware/Sword 13
F14	*at Missouri [ESPNU]	W, 77-74	8278	Johnson/Sword 22
F19	*Ole Miss [ESPN2]	L, 65-71	7873	Sword 19
F21	*#18 Arkansas [FSN]	L, 61-65	6254	Sword 15
F25	*#1 Kentucky [SEC Network]	L, 56-74	6795	Thomas 14
F28	*at South Carolina [SEC Network]	L, 68-81	14022	Sword 26
M4	*at Vanderbilt [SEC Network]	L, 56-66	8685	Sword 20
M7	*Missouri [SEC Network]	W, 52-43	5897	Sword 15
M11	3-vs. Auburn [SEC Network]	L, 68-74	10039	Sword 21

*SEC Game; 1-Corpus Christi Challenge (Corpus Christi, Texas); 2-at Jackson, Miss.; 3-SEC Tournament (Nashville, Tenn.)

MISSOURI

		Result	Attendance	High Scorer
N14	1-UMKC [SECN+]	L, 61-69	7014	Gill-Caesar 21
N16	Valparaiso [SEC Network]	W, 56-41	5369	Clark 16
N19	Oral Roberts [SECN+]	W, 78-64	5563	Gill-Caesar 19
N24	2-vs. #2 Arizona [ESPN2]	L, 53-72	2400	Gill-Caesar 13
N25	2-vs. Purdue [ESPN2]	L, 61-82	2400	Williams 14
N26	2-Chaminade [ESPNU]	W, 74-60	2400	Wright 21
D2	SE Missouri State [SECN+]	W, 65-61	5506	Williams 18
D5	3-at #22 Oklahoma [ESPNU]	L, 63-82	11652	Williams 16
D11	Elon [SEC Network]	W, 78-73	4514	Williams/Shamburger 16
D13	Xavier [ESPN2]	L, 58-74	7854	Williams 17
D20	4-vs. Illinois [ESPN2]	L, 59-62	20079	Williams 15
D30	5-vs. Oklahoma State [ESPN2]	L, 72-74 ot	11376	Williams 22
J3	Lipscomb [SEC Network]	W, 72-60	7415	Williams 16
J8	*LSU [ESPN2]	W, 74-67 ot	7509	Williams 21
J10	*at Auburn [SEC Network]	L, 79-85	8365	Shamburger 21
J13	*at #1 Kentucky [ESPN]	L, 37-86	24248	Clark/Post 10
J17	*Tennessee [SEC Network]	L, 51-59	10359	Wright 13
J21	*at Texas A&M [SEC Network]	L, 50-62	6849	Clark 18
J24	*Arkansas [ESPN2]	L, 60-61	11022	Gill-Caesar 16
J29	*#1 Kentucky [ESPN]	L, 53-69	13034	Clark 19
J31	*Ole Miss [FSN]	L, 47-67	9053	Williams 14
F4	*at Alabama [SEC Network]	L, 49-62	9343	Post 11
F7	*Texas A&M [ESPNU]	L, 61-83	8970	Clark 15
F10	*at South Carolina [SEC Network]	L, 60-65	8840	Shamburger 13
F14	*Mississippi State [ESPNU]	L, 74-77	8278	Williams 27
F18	*at #18 Arkansas [SEC Network]	L, 69-84	15740	Williams/Isabell 13
F21	*at Vanderbilt [SEC Network]	L, 53-76	10154	Gille-Caesar 11
F24	*Florida [SEC Network]	W, 64-52	7631	Wright 28
F28	*at Georgia [ESPNU]	L, 44-68	9389	Williams/Wright 10
M3	*Auburn [SEC Network]	W, 63-61	6619	Shamburger 21
M7	*at Mississippi State [SEC Network]	L, 43-52	5897	Wright/Shamburger 12
M11	6-vs. South Carolina [SEC Network]	L, 54-63	10039	Gill-Caesar 10

*SEC Game; 1-Maui Invitational (Columbia, Mo.); 2-Maui Invitational (Lahaina, Maui, Hawaii); 3-SEC/Big 12 Challenge; 4-at St. Louis, Mo.; 5-at Kansas City, Mo.; 6-SEC Tournament (Nashville, Tenn.)

SOUTH CAROLINA

		Result	Attendance	High Scorer
N14	North Florida [SECN+]	W, 81-56	10473	Henry/Johnson 12
N18	Baylor [ESPN]	L, 65-59	13291	Johnson 21
N20	1-vs. Cornell [ESPN3]	W, 69-45	2517	Thornwell 14
N21	1-vs. Charlotte [ESPNU]	L, 63-65	2430	Thornwell 20
N23	1-Akron [ESPNU]	L, 63-68	1523	Thornwell 13
N26	UNC Asheville [SEC Network]	W, 89-75	8330	Chatkevicius 17
D1	at Marshall [CBS Sports Network]	W, 77-59	5013	Notice 27
D6	2-Oklahoma State [ESPNU]	W, 75-49	12007	Notice 20
D19	Clemson [SEC Network]	W, 68-45	11992	Notice 19
D21	Coker [SECN+]	W, 78-52	8419	Notice 19
D30	North Carolina A&T [SECN+]	W, 91-54	8156	Kacinas 16
J3	3-vs. #9 Iowa State [CBS Sports Net]	W, 64-60	3546	Notice 15
J7	*Florida [SEC Network]	L, 68-72	12181	Johnson 20
J10	*at Ole Miss [FSN]	L, 49-65	6714	Johnson 13
J13	*Alabama [ESPNU]	W, 68-66	11085	Johnson 13
J17	*at Auburn [SEC Network]	L, 68-71	9121	Notice 16
J20	*Tennessee [ESPNU]	L, 62-66	12032	Thornwell 17
J24	*#1 Kentucky [ESPN]	L, 43-58	18000	Thornwell 14
J28	*at LSU [SEC Network]	L, 58-64	9518	Notice 12
J31	*Georgia [ESPNU]	W, 67-50	13031	Chatkevicius 12
F3	*at Arkansas [SEC Network]	L, 55-75	14846	Thornwell 16
F7	*at Vanderbilt [FSN]	L, 50-65	9259	Thornwell 12
F10	*Missouri [SEC Network]	W, 65-60	8840	Thornwell 14
F14	*at #1 Kentucky [ESPN]	L, 43-77	24305	Thornwell 20
F17	*at Georgia [SEC Network]	W, 64-58	6263	Johnson/Notice 17
F21	*Texas A&M [SEC Network]	L, 52-62	12390	Carrera 17
F24	*at Alabama [SEC Network]	L, 51-59	8848	Chatkevicius 18
F28	*Mississippi State [SEC Network]	W, 81-68	14022	Johnson 28
M5	*#18 Arkansas [ESPN2]	L, 74-78	10065	Johnson 18
M7	*at Tennessee [FSN]	W, 60-49	16042	Carerra 14
M11	4-vs. Missouri [SEC Network]	W, 63-54	10039	Thornwell 18
M12	4-vs. Ole Miss [SEC Network]	W, 60-58	15032	Carerra 16
M13	4-vs. Georgia [SEC Network]	L, 62-74	13135	Notice 20

*SEC Game; 1-Charleston Classic (Charleston, S.C.); 2-SEC/Big 12 Challenge; 3-at Brooklyn, NY; 4-SEC Tournament (Nashville, Tenn.)

TENNESSEE

		Result	Attendance	High Scorer
N14	1-vs. #15 VCU [CBS Sports Net]	L, 69-85	5699	Richardson/Mostella 17
N20	Texas Southern [FSN]	W, 70-58	13236	Richardson 19
N27	2-vs. Santa Clara [ESPN2]	W, 64-57	3915	Richardson/Moore 18
N28	2-vs. #11 Kansas [ESPN]	L, 67-82	4383	Richardson 16
N30	2-Marquette [ESPN2]	L, 59-67	4842	Moore 18
D6	3-Kansas State [ESPN2]	W, 65-64	14111	Richardson 17
D14	#15 Butler [ESPNU]	W, 67-55	14058	Richardson 20
D17	at NC State [ESPN2]	L, 72-83	15281	Richardson 17
D19	Tennessee Tech [FSN]	W, 61-58	13201	Richardson 19
D22	Mercer [SEC Network]	W, 64-54	13093	Baulkman 22
D27	Tennessee State [SEC Network]	W, 67-46	13459	Punter 18
D31	East Tennessee State [SEC Network]	W, 71-61	14245	Richardson 19
J7	at Mississippi State [SEC Network]	W, 61-47	5704	Punter 15
J10	*Alabama [SEC Network]	L, 38-56	16695	Richardson 17
J13	*#19 Arkansas [ESPNU]	W, 74-69	13366	Richardson 20
J17	*at Missouri [SEC Network]	W, 59-51	10359	Moore 15
J20	*at South Carolina [ESPNU]	W, 66-62	12032	Punter/Richardson 13
J24	*Texas A&M [FSN]	L, 61-67	16547	Punter 17
J27	*at Arkansas [ESPNU]	L, 64-69	14297	Richardson 17
J31	*Auburn [ESPN2]	W, 71-63	18439	Moore 19
F3	*Mississippi State [SEC Network]	L, 66-71	13268	Richardson 30
F7	*at Georgia [ESPN2]	L, 53-56	9730	Moore 16
F11	*at Vanderbilt [SEC Network]	W, 76-73 ot	11892	Richardson 27
F14	*LSU [SEC Network]	L, 55-73	16051	Moore 16
F17	*#1 Kentucky [ESPN]	L, 48-66	21678	Punter 14
F21	*at Ole Miss [ESPNU]	L, 57-59	8630	Moore 15
F26	*Vanderbilt [ESPN2]	L, 65-73	13536	Richardson 20
F28	*at Florida [ESPN2]	L, 49-66	11970	Moore 18
M4	*at LSU [SEC Network]	W, 78-63	8736	Richardson 20
M7	*South Carolina [FSN]	L, 49-60	16042	Richardson/Hubbs 14
M12	4-vs. Vanderbilt [SEC Network]	W, 67-61	15032	Richardson 22
M13	4-vs. #21 Arkansas [SEC Network]	L, 72-80	13135	Richardson 22

*SEC Game; 1-Veterans Classic (Annapolis, Md.); 2-Orlando Classic (Orlando, Fla.); 3-SEC/Big 12 Challenge; 4-SEC Tournament (Nashville, Tenn.)

TEXAS A&M

		Result	Attendance	High Scorer
N14	Northwestern State [SECN+]	W, 109-68	5254	Jones/Space 16
N20	1-vs. Dayton [ESPNU]	L, 53-55	6723	Caruso 17
N21	1-vs. Coll. Of Charleston [ESPNU]	W, 59-50	7438	Allen 14
N23	1-vs. New Mexico [ESPNU]	W, 64-51	8002	House 17
N28	New Orleans [SEC Network]	W, 87-65	5281	Allen 16
D3	Sam Houston State [SECN+]	W, 66-63	4746	Roberson 13
D6	Arizona State [SEC Network]	W, 72-71	6299	Caruso 23
D9	at Baylor [ESPN2]	L, 63-77	7265	Roberson/Robinson 11
D13	Youngstown State [SECN+]	W, 81-63	7065	Jones 27
D20	2-vs. Kansas State [ESPNU]	L, 64-71	14884	Roberson/House 13
D30	Mercer [SEC Network]	W, 65-50	7052	Jones 20
J3	Hartford [SECN+]	W, 58-49	6325	Jones 12
J6	*at Alabama [SEC Network]	L, 44-65	10264	Allen 13
J10	*#1 Kentucky [CBS Sports]	L, 64-70 2ot	10411	House 25
J13	*Mississippi State [SEC Network]	W, 74-70	4804	Caruso 21
J17	*at LSU [ESPN2]	W, 67-64	10278	Jones/House 18
J21	*Missouri [SEC Network]	W, 62-50	6849	Jones/House 16
J24	*at Tennessee [FSN]	W, 67-61	16547	Jones 18
J27	*at Auburn [SEC Network]	W, 71-61	7184	House 22
J31	*Vanderbilt [SEC Network]	W, 69-58	12722	Jones 15
F4	*at Ole Miss [SEC Network]	L, 59-69	7739	Caruso/Miller 13
F7	*at Missouri [ESPNU]	W, 83-61	8970	House 20
F11	*Georgia [SEC Network]	L, 53-62	6441	Caruso 20
F14	*Florida [SEC Network]	W, 63-62	9418	Roberson 20
F17	*LSU [SEC Network]	W, 68-62	6701	House 20
F21	*at South Carolina [SEC Network]	W, 62-52	12390	House 25
F24	*at #18 Arkansas [ESPN]	L, 75-81	15951	House 28
F28	*Auburn [SEC Network]	W, 80-55	9809	Jones 19
M3	*at Florida [ESPNU]	L, 62-66	8591	Caruso 20
M7	*Alabama [FSN]	L, 60-61	9064	Green/Jones 13
M12	3-vs. Auburn [SEC Network]	L, 59-66	10563	Robinson/ Caruso 11
M17	4-Montana [ESPNU]	W, 81-64	2583	Jones 25
M	4-Louisiana Tech [ESPN]	7:00 p.m.		

*SEC Game; 1-Puerto Rico Tip-Off (San Juan, Puerto Rico); 2-at Kansas City, Mo.; 3-SEC Tournament (Nashville, Tenn.); 4-National Invitation Tournament

VANDERBILT

		Result	Attendance	High Scorer
N16	Trevecca Nazarene [SECN+]	W, 83-56	7581	Jones 24
N20	Lipscomb [FSN]	W, 72-62	8415	Jones 21
N23	1-Tennessee State [FSN]	W, 78-46	7446	Kornet 24
N25	1-Norfolk State [SECN+]	W, 63-53	7504	Baldwin 13
N28	2-vs. Rutgers [NBC Sports Net]	L, 65-68	4118	Jones 23
N29	2-vs. LaSalle [NBC Sports Net]	W, 68-55	4244	Jones 16
D4	3-Baylor [ESPNU]	L, 63-66	7740	Jones 21
D13	Purdue [SEC Network]	W, 81-71	9565	LaChance 26
D16	Western Carolina [SEC Network]	W, 99-79	7504	LaChance 26
D20	at Georgia Tech [ESPN3]	L, 60-65	6081	Jones/Henderson 12
D22	Penn [SECN+]	W, 79-50	8084	Siakam 17
D31	at St. Louis [FSN MW]	W, 70-55	8194	LaChance 19
J3	Yale [SECN+]	W, 79-74 2ot	10103	Jones 19
J6	*Auburn [ESPNU]	W, 64-52	10502	Siakam 14
J10	*at #23 Arkansas [SEC Network]	L, 70-82	17238	Jones/Fisher-Davis 14
J14	*Georgia [SEC Network]	L, 67-70	9203	LaChance 21
J17	*at Mississippi State [FSN]	L, 54-57	6568	Jones 21
J20	*at #1 Kentucky [SEC Network]	L, 57-65	24249	LaChance 16
J24	*LSU [ESPNU]	L, 75-79 ot	9392	Kornet 22
J27	*at Georgia [SEC Network]	L, 62-70	7091	Jones 16
J31	*at Texas A&M [SEC Network]	L, 58-69	12722	LaChance/Siakam 11
F3	*Florida [ESPN]	W, 61-67	9815	LaChance 15
F7	*South Carolina [FSN]	W, 65-50	9259	LaChance 19
F11	*Tennessee [SEC Network]	L, 73-76 ot	11892	Jones 16
F14	*at Alabama [ESPNU]	W, 76-68	11501	Jones 20
F18	*at Florida [SEC Network]	L, 47-50	9417	LaChance 17
F21	*Missouri [SEC Network]	W, 76-53	10154	Jones 16
F26	*at Tennessee [ESPN2]	W, 73-65	13536	Kornet 21
F28	*Alabama [FSN]	W, 73-66	9928	Baldwin 15
M4	*Mississippi State [SEC Network]	W, 66-56	8685	LaChance 15
M7	*at Ole Miss [SEC Network]	W, 86-77	8862	LaChance 19
M12	4-vs. Tennessee [SEC Network]	L, 61-67	15032	Jones 20
M18	5-at St. Mary's (CA) [ESPN2]	W, 75-64	1322	Jones 21
M20	5-South Dakota State [ESPNU]	W, 92-77	5605	Baldwin 20
M24	5-at Stanford [ESPN]	L, 75-78	1546	Fisher-Davis 18

*SEC Game; 1-Barclays Center Classic (Nashville, Tenn.); 2-Barclays Center Classic (Brooklyn, N.Y.); 3-SEC/Big 12 Challenge; 4-SEC Tournament (Nashville, Tenn.); 5-National Invitation Tournament

Levi Randolph

Karl-Anthony Towns

Through the Years

SEC CHAMPIONS

YEAR	SCHOOL	SEC	OVERALL	COACH
1933	Kentucky	8-0	20-3	Adolph Rupp
1934	Alabama	13-2	16-2	Henry Crisp
1935	LSU	12-0	14-1	Harry Rabenhorst
	Kentucky	11-0	19-2	Adolph Rupp
1936	Tennessee	8-4	15-6	Blair Guillon
1937	Kentucky	5-3	17-5	Adolph Rupp
1938	Georgia Tech	9-2	18-2	Roy Mundorff
1939	Kentucky	5-2	16-4	Adolph Rupp
1940	Kentucky	4-4	15-6	Adolph Rupp
1941	Tennessee	8-3	17-5	John Mauer
1942	Kentucky	6-2	19-6	Adolph Rupp
1943	Tennessee	6-3	14-4	John Mauer
1944	Kentucky	0-0	19-2	Adolph Rupp
1945	Kentucky	4-1	22-4	Adolph Rupp
1946	Kentucky	6-0	28-2	Adolph Rupp
1947	Kentucky	11-0	34-3	Adolph Rupp
1948	Kentucky	9-0	36-3	Adolph Rupp
1949	Kentucky	13-0	32-2	Adolph Rupp
1950	Kentucky	11-2	25-5	Adolph Rupp
1951	Kentucky	14-0	32-2	Adolph Rupp
1952	Kentucky	14-0	29-3	Adolph Rupp
1953	LSU	13-0	25-2	Harry Rabenhorst
1954	Kentucky	14-0	25-0	Adolph Rupp
	LSU	14-0	21-5	Harry Rabenhorst
1955	Kentucky	12-2	23-3	Adolph Rupp
1956	Alabama	14-0	21-3	Johnny Dee
1957	Kentucky	12-2	23-5	Adolph Rupp
1958	Kentucky	12-2	23-6	Adolph Rupp
1959	Mississippi State	13-1	24-1	Babe McCarthy
1960	Auburn	12-2	19-3	Joel Eaves
1961	Mississippi State	11-3	19-6	Babe McCarthy
1962	Mississippi State	13-1	24-1	Babe McCarthy
	Kentucky	13-1	23-3	Adolph Rupp
1963	Mississippi State	12-2	22-6	Babe McCarthy
1964	Kentucky	11-3	21-6	Adolph Rupp
1965	Vanderbilt	15-1	24-4	Roy Skinner
1966	Kentucky	15-1	32-2	Adolph Rupp
1967	Tennessee	15-3	21-7	Ray Mears
1968	Kentucky	15-3	22-5	Adolph Rupp
1969	Kentucky	16-2	23-5	Adolph Rupp
1970	Kentucky	17-1	26-2	Adolph Rupp
1971	Kentucky	16-2	22-4	Adolph Rupp
1972	Tennessee	14-4	19-6	Ray Mears
	Kentucky	14-4	21-7	Adolph Rupp
1973	Kentucky	14-4	20-8	Joe B. Hall
1974	Vanderbilt	15-3	23-3	Roy Skinner
	Alabama	15-3	22-4	C.M. Newton
1975	Kentucky	15-3	26-5	Joe B. Hall
	Alabama	15-3	22-5	C.M. Newton
1976	Alabama	15-3	23-5	C.M. Newton
1977	Kentucky	16-2	26-4	Joe B. Hall
	Tennessee	16-2	22-6	Ray Mears
1978	Kentucky	16-2	30-2	Joe B. Hall
1979	LSU	14-4	23-6	Dale Brown
1980	Kentucky	15-3	29-6	Joe B. Hall
1981	LSU	17-1	31-5	Dale Brown
1982	Kentucky	13-5	22-8	Joe B. Hall
	Tennessee	13-5	20-10	Don Devoe
1983	Kentucky	13-5	23-8	Joe B. Hall
1984	Kentucky	14-4	29-5	Joe B. Hall
1985	LSU	13-5	19-10	Dale Brown
1986	Kentucky	17-1	32-4	Eddie Sutton
1987	Alabama	16-2	28-5	Wimp Sanderson
1988	Vacated			
1989	Florida	13-5	21-13	Norm Sloan
1990	Georgia	13-5	20-9	Hugh Durham
1991	Mississippi State	13-5	20-9	Richard Williams
	LSU	13-5	20-10	Dale Brown
1992	Arkansas	13-3	26-8	Nolan Richardson
1993	Vanderbilt	14-2	28-6	Eddie Fogler
1994	Arkansas	14-2	31-3	Nolan Richardson
1995	Kentucky	14-2	28-5	Rick Pitino
1996	Kentucky	16-0	34-2	Rick Pitino
1997	South Carolina	15-1	24-8	Eddie Fogler
1998	Kentucky	14-2	35-4	Tubby Smith
1999	Auburn	14-2	29-4	Cliff Ellis
2000	Florida	12-4	29-8	Billy Donovan
	Kentucky	12-4	23-10	Tubby Smith
	LSU	12-4	28-6	John Brady
	Tennessee	12-4	26-7	Jerry Green
2001	Florida	12-4	24-7	Billy Donovan
	Kentucky	12-4	24-10	Tubby Smith
2002	Alabama	12-4	27-8	Mark Gottfried
2003	Kentucky	16-0	32-4	Tubby Smith
2004	Mississippi State	14-2	26-4	Rick Stansbury
2005	Kentucky	14-2	28-6	Tubby Smith
2006	LSU	14-2	27-9	John Brady
2007	Florida	13-3	35-5	Billy Donovan
2008	Tennessee	14-2	31-5	Bruce Pearl
2009	LSU	13-3	27-8	Trent Johnson
2010	Kentucky	14-2	35-3	John Calipari
2011	Florida	13-3	29-8	Billy Donovan
2012	Kentucky	16-0	38-2	John Calipari
2013	Florida	14-4	29-8	Billy Donovan
2014	Florida	18-0	36-3	Billy Donovan
2015	Kentucky	18-0	38-1	John Calipari

SEC NATIONAL CHAMPIONS

NCAA CHAMPIONS	NIT CHAMPIONS
1948–Kentucky	1946–Kentucky
1949–Kentucky	1976–Kentucky
1951–Kentucky	1990–Vanderbilt
1958–Kentucky	2005–South Carolina
1978–Kentucky	2006–South Carolina
1994–Arkansas	
1996–Kentucky	
1998–Kentucky	
2006–Florida	
2007–Florida	
2012–Kentucky	

In 2007, Florida captured its second straight national championship and the SEC's 10th.

ALL-TIME STANDINGS

(Regular-Season Conference Games Only, 1933-12)

TEAM	YEARS	WON	LOST	PCT	CHAMPS
Kentucky	82	943	263	.782	46
Alabama	82	757	578	.567	7
Tennessee	82	702	542	.564	9
Vanderbilt	83	664	606	.523	3
Arkansas	24	204	186	.523	2
LSU	83	651	637	.505	10
Florida	82	598	623	.490	7
Texas A&M	3	26	28	.482	0
Auburn	82	574	706	.448	2
Mississippi State	82	564	738	.433	6
Missouri	3	23	31	.426	0
Georgia	83	521	745	.412	1
Ole Miss	82	487	794	.380	0
South Carolina	24	144	246	.369	1
Former Members					
Georgia Tech	32	201	207	.493	1
Tulane	34	195	252	.436	0
Sewanee	8	3	76	.030	0

ALL-TIME OVERALL STANDINGS

TEAM	YEARS	WON	LOST	TIED	PCT.
Kentucky#	111	2178	673	1	.764
Arkansas	92	1625	915	0	.640
Alabama#	102	1600	984	1	.619
Tennessee	106	1569	1002	2	.610
Missouri	109	1588	1091	0	.593
Vanderbilt	112	1547	1094	0	.586
LSU	107	1485	1129	0	.568
Florida#	96	1346	1060	0	.559
Mississippi State	103	1347	1142	0	.541
Auburn	109	1282	1154	1	.526
South Carolina	107	1332	1202	1	.526
Texas A&M	103	1344	1220	0	.524
Georgia#	110	1324	1244	0	.516
Ole Miss	105	1238	1255	0	.497

#On-the-court records: UK 2178-674-1; UA 1602-985-1; UG 1355-1246; UF 1349-1062 before NCAA participation was vacated.

SEC TOURNAMENT RECORDS

TEAM	YEARS	WON	LOST	PCT	CHAMPS
Kentucky	54	124	25	.832	28
Alabama	56	61	49	.555	6
Tennessee	55	63	51	.553	4
Arkansas	24	22	23	.489	1
Florida	50	42	46	.477	4
LSU	56	46	55	.455	1
South Carolina	24	20	24	.455	0
Georgia	55	42	53	.442	2
Vanderbilt	54	37	52	.416	2
Missouri	3	2	3	.400	0
Ole Miss	53	30	51	.370	2
Auburn	53	30	52	.366	1
Mississippi State	55	29	52	.358	3
Texas A&M	3	1	3	.250	0
Former Members					
Georgia Tech	19	14	18	.438	1
Tulane	16	12	16	.429	0
Sewanee	2	0	2	.000	0

SEC CHAMPIONS

	OVERALL	DIVISION
Kentucky	46	12
LSU	10	4
Tennessee	9	5
Alabama	7	3
Florida	6	7
Mississippi State	6	7
Vanderbilt	3	1
Arkansas	2	4
Auburn	2	1
Georgia	1	1
South Carolina	1	1
Ole Miss	0	5
Missouri	0	--
Texas A&M	0	--
*Georgia Tech	1	--

* Former SEC Member

NOTE: From 1933-50 the SEC Champion was determined by a tournament, except for 1935. Since 1951, when the round-robin schedule was introduced, the title has been decided by a winning percentage on the conference schedule. From 1951-64 the round-robin consisted of 14 games. In 1965 and 1966 it was expanded to 16 games. From 1967-91 the round-robin schedule was 18 games. In 1992 the SEC split into an Eastern and Western Division, but continued to recognize an SEC Champion based on a winning percentage over the new 16-game conference schedule. The league also began awarding division championships. In 1979 the tournament was renewed with the winner receiving the SEC's automatic bid to the NCAA Tournament.

ALL-TIME TEAM VS. TEAM RECORDS

(Reads Horizontally • Records According To Schools' Media Guides)

	UA	AR	AU	UF	UG	UK	LSU	UM	MSU	MO	USC	UT	AM	VU
Alabama	--	28-30	93-58	73-66	93-49	37-105	103-70	118-56	119-73	6-3	25-15	77-67	9-4	68-67*
Arkansas	30-28	--	32-16	11-18	20-14	11-27	32-26	43-31	32-25	22-21	17-12	16-19	98-53	20-11
Auburn	58-93	16-32	--	87-76	90-90	17-91	68-84*	73-56	74-68	1-3	23-15	37-75	4-7	51-85
Florida	66-73	18-11	76-87	--	109-98	37-97	43-62	62-45	62-49	3-2	43-22	56-72	5-2	62-65
Georgia	49-93	14-20	90-90	98-109	--	26-118	44-63	70-41	55-53	3-4	55-50	57-93	4-0	51-89*
Kentucky	105-37	27-11	91-17	97-37	118-26	--	86-25	103-13	92-20	8-0	48-11	151-67	5-2	140-46*
LSU	70-103	26-32	84-66*	62-43	63-44	25-86	--	119-87	108-98	3-2	15-15	44-65*	16-14	52-59*
Ole Miss	56-118	31-43	56-73	45-62	41-70	13-103	87-119	--	111-141	4-1	18-16	42-70	2-3	43-75
Mississippi State	73-119	25-32	68-74	49-62	53-55	20-92	98-108	141-111	--	3-4	18-11	42-79	3-4	47-77*
Missouri	3-6	21-22	3-1	2-3	4-3	0-8	2-3	1-4	4-3	--	3-2	5-5	16-13	4-5
South Carolina	15-25	12-17	15-23	22-43	50-55	11-48	15-15	16-18	11-18	2-3	--	24-41	1-3	25-29
Tennessee	67-77	19-16	75-37	72-56	93-57	67-151	63-44*	70-42	79-42	5-5	41-24	--	5-4	116-72
Texas A&M	4-9	53-98	7-4	2-5	0-4	2-5	14-16	3-2	4-3	13-16	3-1	4-5	--	1-4
Vanderbilt	67-67*	11-20	85-51	65-62	90-50*	44-140*	60-52*	75-43	76-46*	5-4	29-25	72-116	4-1	--

*Schools have a discrepancy in series record

SEC ANNUAL STANDINGS

From 1933-50 the SEC Champion was determined by a tournament, except for 1935. Since 1951, when the round-robin schedule was introduced, the title has been decided by a winning percentage on the conference schedule. From 1951-64 the round-robin consisted of 14 games. In 1965 and 1966 it was expanded to 16 games. From 1967-91 the round-robin schedule was 18 games. In 1992 the SEC split into an Eastern and Western Division, but continued to recognize an SEC Champion based on a winning percentage over the 16-game conference schedule. The league also began awarding division championships. In 1979 the tournament was renewed with the winner receiving the SEC's automatic bid to the NCAA Tournament. (* SEC Champion; # Participation vacated by NCAA).

1932-33

	CONFERENCE			OVERALL		
TEAM	W	L	PCT.	W	L	PCT.
Kentucky*	8	0	1.000	20	3	.870
Alabama	12	3	.800	14	5	.737
Vanderbilt	11	5	.688	14	8	.637
LSU	13	7	.650	15	8	.652
Georgia Tech	7	5	.583	9	6	.600
Florida	4	4	.500	9	5	.643
Georgia	5	6	.455	9	10	.474
Ole Miss	5	7	.417	6	12	.333
Auburn	4	7	.364	4	9	.308
Tennessee	3	7	.300	9	11	.450
Tulane	6	14	.300	8	15	.348
Mississippi State	3	9	.250	6	13	.316
Sewanee	0	7	.000	1	10	.091

Tournament Champion: Kentucky

1933-34

	CONFERENCE			OVERALL		
TEAM	W	L	PCT.	W	L	PCT.
Kentucky	11	0	1.000	16	1	.941
Alabama*	13	2	.867	16	2	.889
LSU	13	3	.813	13	4	.765
Florida	4	2	.667	11	7	.611
Vanderbilt	8	5	.615	11	6	.647
Tulane	8	10	.444	10	10	.500
Georgia Tech	5	8	.384	6	9	.400
Tennessee	3	5	.375	10	7	.588
Georgia	3	6	.333	10	9	.526
Mississippi State	4	8	.333	8	11	.421
Ole Miss	2	8	.200	7	9	.438
Auburn	2	9	.182	2	11	.154
Sewanee	0	10	.000	0	12	.000

Tournament Champion: Alabama

1934-35

	CONFERENCE			OVERALL		
TEAM	W	L	PCT.	W	L	PCT.
LSU*	12	0	1.000	14	1	.933
Kentucky*	11	0	1.000	19	2	.905
Tennessee	7	4	.636	11	5	.688
Vanderbilt	9	6	.600	9	11	.450
Florida	4	3	.571	8	7	.533
Alabama	8	7	.533	9	8	.529
Mississippi State	5	5	.500	12	6	.667
Georgia Tech	5	6	.455	6	6	.500
Georgia	4	5	.444	12	8	.600
Ole Miss	5	7	.417	8	10	.444
Auburn	3	9	.250	4	13	.235
Sewanee	1	7	.125	2	12	.143
Tulane	1	16	.059	1	16	.059

1935-36

	CONFERENCE			OVERALL		
TEAM	W	L	PCT.	W	L	PCT.
Kentucky	6	2	.750	15	6	.714
Vanderbilt	9	4	.692	9	14	.392
Tennessee*	8	4	.667	15	6	.715
Mississippi State	9	5	.643	11	6	.647
Auburn	7	4	.636	10	5	.667
Alabama	9	6	.600	15	9	.625
LSU	9	6	.600	10	10	.500
Georgia Tech	7	5	.583	10	8	.556
Ole Miss	7	5	.583	11	9	.550
Georgia	6	7	.462	9	11	.450
Florida	2	8	.200	5	10	.333
Tulane	1	14	.067	2	17	.105
Sewanee	0	10	.000	2	13	.133

Tournament Champion: Tennessee

1936-37

	CONFERENCE			OVERALL		
TEAM	W	L	PCT.	W	L	PCT.
Georgia Tech	10	0	1.000	13	2	.867
Tennessee	7	1	.875	17	5	.773
Ole Miss	7	3	.700	20	6	.769
Auburn	7	4	.636	11	4	.733
Kentucky*	5	3	.625	17	5	.773
Georgia	5	3	.625	10	6	.625
LSU	7	6	.538	13	7	.650
Alabama	7	8	.467	11	10	.524
Mississippi State	6	7	.462	15	9	.625
Tulane	4	8	.333	6	8	.429
Vanderbilt	3	7	.300	6	10	.375
Florida	1	9	.100	5	13	.278
Sewanee	0	10	.000	1	15	.063

Tournament Champion: Kentucky

1937-38

	CONFERENCE			OVERALL		
TEAM	W	L	PCT.	W	L	PCT.
Kentucky	6	0	1.000	13	5	.722
Ole Miss	11	2	.846	22	12	.647
Georgia Tech*	9	2	.818	18	2	.900
Auburn	6	3	.667	14	5	.737
Tennessee	7	4	.636	15	8	.652
LSU	7	6	.538	10	10	.500
Tulane	5	6	.455	8	10	.444
Mississippi State	7	9	.438	9	12	.429
Georgia	4	6	.400	12	10	.545
Vanderbilt	4	8	.333	10	11	.476
Florida	3	7	.300	11	9	.550
Alabama	4	12	.250	4	13	.235
Sewanee	2	10	.167	4	13	.235

Tournament Champion: Georgia Tech

1938-39

	CONFERENCE			OVERALL		
TEAM	W	L	PCT.	W	L	PCT.
Alabama	13	4	.765	16	5	.762
Georgia	8	3	.727	11	6	.647
Kentucky*	5	2	.714	16	4	.800
LSU	10	5	.667	13	7	.650
Auburn	8	4	.667	16	6	.727
Vanderbilt	7	5	.583	14	7	.667
Florida	5	4	.556	9	6	.600
Tennessee	6	5	.545	14	7	.667
Georgia Tech	4	7	.364	6	9	.400
Mississippi State	5	10	.333	8	12	.400
Tulane	3	6	.333	5	13	.278
Ole Miss	4	10	.286	10	16	.385
Sewanee	0	13	.000	1	16	.059

Tournament Champion: Kentucky

1939-40

	CONFERENCE			OVERALL		
TEAM	W	L	PCT.	W	L	PCT.
Alabama	14	4	.778	18	5	.783
Tennessee	7	3	.700	14	7	.667
Georgia	9	4	.692	20	6	.769
LSU	8	4	.667	10	8	.556
Florida	5	4	.556	13	9	.591
Georgia Tech	6	6	.500	8	7	.533
Kentucky*	4	4	.500	15	6	.714
Auburn	6	7	.462	7	10	.412
Mississippi State	4	5	.444	9	6	.600
Vanderbilt	5	7	.417	10	12	.455
Ole Miss	3	8	.273	9	10	.474
Tulane	2	8	.200	2	13	.133
Sewanee	0	9	.000	2	13	.134

Tournament Champion: Kentucky

1940-41

	CONFERENCE			OVERALL		
TEAM	W	L	PCT.	W	L	PCT.
Kentucky	8	1	.889	17	8	.680
Florida	6	2	.750	15	3	.833
Tennessee*	8	3	.727	17	5	.773
Alabama	11	7	.611	14	8	.636
LSU	7	5	.583	9	9	.500
Tulane	6	5	.545	8	6	.571
Auburn	6	5	.545	13	6	.684
Mississippi State	6	6	.500	12	10	.545
Georgia	6	7	.462	13	11	.542
Georgia Tech	4	8	.333	8	11	.421
Vanderbilt	3	9	.250	8	9	.471
Ole Miss	2	15	.118	2	18	.100

Tournament Champion: Tennessee

THROUGH THE YEARS

MISSISSIPPI STATE • MISSOURI • SOUTH CAROLINA • TENNESSEE • TEXAS A&M • VANDERBILT

1941-42

TEAM	CONFERENCE W	CONFERENCE L	CONFERENCE PCT.	OVERALL W	OVERALL L	OVERALL PCT.
Tennessee	7	1	.875	19	3	.864
Alabama	13	4	.765	18	6	.750
Kentucky*	6	2	.750	19	6	.760
LSU	8	3	.727	8	7	.533
Auburn	9	5	.643	11	6	.647
Mississippi State	9	6	.600	13	7	.650
Georgia	5	8	.385	7	10	.412
Georgia Tech	4	7	.364	6	8	.429
Florida	3	8	.273	8	9	.471
Vanderbilt	3	8	.273	7	9	.438
Tulane	3	9	.250	4	12	.250
Ole Miss	3	12	.200	4	15	.211

Tournament Champion: Kentucky
NCAA: Kentucky (Final Four)

1942-43

TEAM	CONFERENCE W	CONFERENCE L	CONFERENCE PCT.	OVERALL W	OVERALL L	OVERALL PCT.
Kentucky	8	1	.889	17	6	.739
LSU	11	2	.846	18	4	.818
Tennessee*	6	3	.667	14	4	.778
Mississippi State	13	7	.650	14	8	.636
Georgia Tech	7	4	.636	9	5	.643
Vanderbilt	9	7	.563	10	8	.556
Alabama	9	9	.500	10	10	.500
Ole Miss	6	8	.429	8	10	.444
Tulane	4	8	.333	4	9	.308
Georgia	1	8	.111	4	13	.235
Auburn	1	12	.083	1	14	.067
Florida	0	6	.000	8	7	.533

Tournament Champion: Tennessee

1943-44

TEAM	CONFERENCE W	CONFERENCE L	CONFERENCE PCT.	OVERALL W	OVERALL L	OVERALL PCT.
Tulane	4	0	1.000	16	6	.727
Georgia Tech	2	0	1.000	14	4	.778
Georgia	0	2	.000	7	10	.412
LSU	0	4	.000	10	15	.400
Kentucky*	0	0	.000	19	2	.905
Vanderbilt	0	0	.000	11	4	.734

Tournament Champion: Kentucky
NIT: Kentucky (Third)

1944-45

TEAM	CONFERENCE W	CONFERENCE L	CONFERENCE PCT.	OVERALL W	OVERALL L	OVERALL PCT.
Tennessee	8	2	.800	18	5	.783
Kentucky*	4	1	.800	22	4	.846
Ole Miss	3	1	.750	14	8	.636
Florida	4	2	.667	7	12	.368
Georgia Tech	7	4	.636	9	5	.643
Alabama	5	3	.625	10	5	.667
LSU	3	3	.500	15	9	.625
Tulane	3	3	.500	6	11	.353
Auburn	2	6	.250	3	14	.176
Mississippi State	2	9	.182	5	13	.278
Georgia	2	9	.182	5	16	.238
Vanderbilt	0	0	.000	6	6	.500

Tournament Champion: Kentucky
NCAA: Kentucky
NIT: Tennessee

1945-46

TEAM	CONFERENCE W	CONFERENCE L	CONFERENCE PCT.	OVERALL W	OVERALL L	OVERALL PCT.
LSU	8	0	1.000	18	3	.857
Kentucky*	6	0	1.000	28	2	.933
Tennessee	8	3	.727	15	5	.750
Alabama	8	4	.667	11	5	.688
Auburn	7	6	.538	7	9	.438
Georgia	6	6	.500	12	9	.571
Georgia Tech	7	7	.500	9	10	.474
Tulane	4	5	.444	15	7	.682
Vanderbilt	2	5	.286	3	10	.231
Florida	2	6	.250	7	14	.333
Ole Miss	2	8	.200	8	11	.421
Mississippi State	3	13	.188	5	14	.263

Tournament Champion: Kentucky
NIT: Kentucky (Champion)

1946-47

TEAM	CONFERENCE W	CONFERENCE L	CONFERENCE PCT.	OVERALL W	OVERALL L	OVERALL PCT.
Kentucky*	11	0	1.000	34	3	.919
LSU	8	2	.800	17	4	.810
Tennessee	10	3	.769	16	5	.762
Alabama	13	5	.722	16	6	.727
Tulane	8	5	.615	22	9	.710
Florida	4	4	.500	17	9	.654
Georgia Tech	6	6	.500	10	10	.500
Vanderbilt	4	7	.364	7	8	.467
Mississippi State	4	9	.308	10	11	.476
Georgia	4	9	.308	5	14	.263
Ole Miss	2	11	.154	7	14	.333
Auburn	1	15	.063	3	18	.143

Tournament Champion: Kentucky
NIT: Kentucky (Second)

1947-48

TEAM	CONFERENCE W	CONFERENCE L	CONFERENCE PCT.	OVERALL W	OVERALL L	OVERALL PCT.
Kentucky*	9	0	1.000	36	3	.923
Tulane	13	1	.929	23	3	.885
Tennessee	10	2	.833	20	5	.800
Auburn	7	7	.500	12	10	.545
Alabama	8	8	.500	15	12	.556
Georgia	6	8	.429	18	10	.621
Florida	5	7	.417	15	10	.600
Georgia Tech	6	10	.375	12	16	.429
Mississippi State	6	10	.375	6	12	.333
Ole Miss	5	9	.357	11	12	.478
LSU	4	10	.286	8	18	.308
Vanderbilt	4	11	.267	8	14	.364

Tournament Champion: Kentucky
NCAA: Kentucky (Champion)

1948-49

TEAM	CONFERENCE W	CONFERENCE L	CONFERENCE PCT.	OVERALL W	OVERALL L	OVERALL PCT.
Kentucky*	13	0	1.000	32	2	.941
Tulane	12	3	.800	24	4	.857
Tennessee	8	3	.727	19	7	.731
Vanderbilt	9	5	.643	14	8	.637
LSU	7	6	.538	15	10	.600
Alabama	9	9	.500	13	12	.520
Georgia Tech	7	9	.438	11	13	.459
Georgia	6	9	.400	17	13	.567
Florida	4	8	.333	11	15	.423
Auburn	5	11	.313	9	15	.375
Ole Miss	4	12	.250	8	13	.381
Mississippi State	3	12	.200	4	13	.236

Tournament Champion: Kentucky
NCAA: Kentucky (Champion)
NIT: Kentucky

1949-50

TEAM	CONFERENCE W	CONFERENCE L	CONFERENCE PCT.	OVERALL W	OVERALL L	OVERALL PCT.
Kentucky*	11	2	.846	25	5	.833
Vanderbilt	11	3	.786	17	8	.680
Auburn	12	6	.667	17	7	.708
Tulane	8	4	.667	15	7	.682
Alabama	8	9	.471	9	12	.429
Georgia	6	7	.462	15	9	.625
Tennessee	5	6	.455	15	11	.577
Georgia Tech	7	9	.438	14	13	.519
LSU	5	8	.385	13	12	.520
Mississippi State	6	10	.375	7	11	.389
Florida	4	10	.286	9	14	.391
Ole Miss	4	13	.235	8	17	.320

Tournament Champion: Kentucky
NIT: Kentucky

1950-51

TEAM	CONFERENCE W	CONFERENCE L	CONFERENCE PCT.	OVERALL W	OVERALL L	OVERALL PCT.
1. Kentucky*	14	0	1.000	32	2	.941
2. Vanderbilt	10	4	.714	19	8	.704
Alabama	10	4	.714	15	8	.652
4. Tulane	8	6	.571	12	12	.500
5. Auburn	6	8	.429	12	10	.545
Georgia	6	8	.429	13	11	.541
Florida	6	8	.429	11	12	.478
LSU	6	8	.429	10	14	.417
Georgia Tech	6	8	.429	8	19	.297
10. Ole Miss	5	9	.357	12	12	.500
Tennessee	5	9	.357	10	13	.435
12. Mississippi State	2	12	.143	3	15	.167

Tournament Champion: Vanderbilt
NCAA: Kentucky (Champion)

1951-52

TEAM	CONFERENCE W	CONFERENCE L	CONFERENCE PCT.	OVERALL W	OVERALL L	OVERALL PCT.
1. Kentucky*	14	0	1.000	29	3	.906
2. LSU	9	5	.643	17	7	.708
Vanderbilt	9	5	.643	18	9	.667
Alabama	9	5	.643	13	9	.591
5. Ole Miss	8	6	.571	15	11	.577
6. Florida	7	7	.500	15	9	.625
Tennessee	7	7	.500	13	9	.591
Tulane	7	7	.500	12	12	.500
9. Auburn	6	8	.429	14	12	.538
10. Mississippi State	4	10	.286	12	11	.522
11. Georgia Tech	2	12	.143	7	15	.318
Georgia	2	12	.143	3	22	.120

Tournament Champion: Kentucky
NCAA: Kentucky

THROUGH THE YEARS

ALABAMA • ARKANSAS • AUBURN • FLORIDA • GEORGIA • KENTUCKY • LSU • OLE MISS

1952-53

TEAM	CONFERENCE W	CONFERENCE L	CONFERENCE PCT.	OVERALL W	OVERALL L	OVERALL PCT.
1. LSU*	13	0	1.000	22	3	.880
2. Tulane	9	4	.692	14	6	.700
3. Florida	8	5	.615	13	6	.684
4. Tennessee	*7	6	.538	13	8	.619
5. Auburn	6	7	.462	13	8	.619
Alabama	6	7	.462	12	9	.571
7. Ole Miss	5	8	.385	14	11	.560
Vanderbilt	*5	8	.385	10	9	.526
Mississippi State	5	8	.385	9	10	.474
10. Georgia Tech	*4	9	.308	5	17	.227
11. Georgia	3	10	.231	7	18	.280

* Won-lost totals include "appointed Conference games," due to Kentucky's absence from the season.
Vanderbilt defeated Tennessee (77-69) and Georgia beat Georgia Tech (70-57) in a game which counted in the standings for Georgia Tech but not Georgia.

NCAA: LSU (Final Four)

1953-54

TEAM	CONFERENCE W	CONFERENCE L	CONFERENCE PCT.	OVERALL W	OVERALL L	OVERALL PCT.
1. Kentucky*	#14	0	1.000	25	0	1.000
LSU*	#14	0	1.000	20	5	.800
3. Alabama	10	4	.714	16	8	.667
4 Tulane	10	4	.714	16	8	.667
5. Auburn	8	6	.571	16	8	.667
6. Ole Miss	7	7	.500	12	12	.500
Tennessee	7	7	.500	11	12	.478
8. Vanderbilt	5	9	.357	12	10	.545
Mississippi State	5	9	.357	11	10	.524
10. Florida	3	11	.214	7	15	.318
11. Georgia	2	12	.143	7	18	.280
12. Georgia Tech	0	14	.000	2	22	.083

Kentucky and LSU did not meet during the regular season due to a disagreement on the site. Both played Georgia an extra game which counted in the standings for Kentucky and LSU but not Georgia. Kentucky won a playoff game, to determine the Conference's representative in the NCAA Tournament, with LSU in Nashville then declined the bid.

NCAA: LSU

1954-55

TEAM	CONFERENCE W	CONFERENCE L	CONFERENCE PCT.	OVERALL W	OVERALL L	OVERALL PCT.
1. Kentucky*	12	2	.857	23	3	.855
2. Alabama	11	3	.786	19	5	.792
3. Vanderbilt	9	5	.643	16	6	.727
Tulane	9	5	.643	15	6	.714
5. Tennessee	8	6	.571	15	7	.682
6. Georgia Tech	7	7	.500	12	13	.480
Georgia	7	7	.500	9	16	.360
8. Auburn	6	8	.429	11	9	.550
9. Florida	5	9	.357	12	10	.545
Ole Miss	5	9	.357	8	15	.348
11. LSU	3	11	.214	6	18	.250
12. Mississippi State	2	12	.143	6	17	.261

NCAA: Kentucky

1955-56

TEAM	CONFERENCE W	CONFERENCE L	CONFERENCE PCT.	OVERALL W	OVERALL L	OVERALL PCT.
1. Alabama*	14	0	1.000	21	3	.875
2. Kentucky	12	2	.857	20	6	.769
3. Vanderbilt	11	3	.786	19	4	.826
4. Auburn	8	6	.571	11	10	.523
5. Tulane	7	7	.500	12	12	.500
6. Georgia Tech	6	8	.429	12	11	.522
Mississippi State	6	8	.429	12	12	.500
Tennessee	6	8	.429	10	14	.417
9. LSU	5	9	.357	7	17	.292
10. Florida	4	10	.286	11	12	.478
Ole Miss	4	10	.286	10	13	.435
12. Georgia	1	13	.071	3	21	.125

NCAA: Kentucky

1956-57

TEAM	CONFERENCE W	CONFERENCE L	CONFERENCE PCT.	OVERALL W	OVERALL L	OVERALL PCT.
1. Kentucky*	12	2	.857	23	5	.821
2. Vanderbilt	10	4	.714	17	5	.773
3. Georgia Tech	9	5	.643	18	8	.692
Mississippi State	9	5	.643	17	8	.680
Tulane	9	5	.643	15	9	.625
6. Auburn	8	6	.571	13	8	.619
7. Alabama	7	7	.500	15	11	.577
8. Florida	6	8	.429	14	10	.583
9. Tennessee	5	9	.357	13	9	.591
10. Ole Miss	4	10	.286	9	12	.429
Georgia	4	10	.286	8	16	.333
12. LSU	1	13	.071	6	19	.240

NCAA: Kentucky

1957-58

TEAM	CONFERENCE W	CONFERENCE L	CONFERENCE PCT.	OVERALL W	OVERALL L	OVERALL PCT.
1. Kentucky*	12	2	.857	23	6	.793
2. Auburn	11	3	.786	16	6	.727
3. Mississippi State	9	5	.643	20	5	.800
Alabama	9	5	.643	17	9	.654
5. Tennessee	8	6	.571	16	7	.606
Georgia Tech	8	6	.571	15	11	.577
7. Vanderbilt	7	7	.500	14	11	.560
8. Ole Miss	6	8	.429	12	12	.500
9. Florida	5	9	.357	12	9	.571
10. Tulane	3	11	.214	8	15	.348
LSU	3	11	.214	7	18	.280
Georgia	3	11	.214	7	19	.269

NCAA: Kentucky (Champion)

1958-59

TEAM	CONFERENCE W	CONFERENCE L	CONFERENCE PCT.	OVERALL W	OVERALL L	OVERALL PCT.
1. Mississippi State*	13	1	.929	24	1	.960
2. Auburn	12	2	.857	20	2	.909
Kentucky	12	2	.857	24	3	.889
4. Georgia Tech	9	5	.643	17	9	.654
5. Tennessee	8	6	.571	14	8	.636
Vanderbilt	8	6	.571	14	10	.583
7. Tulane	6	8	.429	13	11	.542
Alabama	6	8	.429	10	12	.455
9. Georgia	5	9	.357	11	15	.423
10. LSU	2	12	.143	10	15	.400
Florida	2	12	.143	8	15	.348
12. Ole Miss	1	13	.071	7	17	.291

NCAA: Kentucky

1959-60

TEAM	CONFERENCE W	CONFERENCE L	CONFERENCE PCT.	OVERALL W	OVERALL L	OVERALL PCT.
1. Auburn*	12	2	.857	19	3	.864
2. Georgia Tech	11	3	.786	22	6	.786
3. Kentucky	10	4	.714	18	7	.720
4. Ole Miss	8	6	.571	15	9	.625
Tulane	8	6	.571	13	11	.542
6. Vanderbilt	7	7	.500	14	9	.609
Tennessee	7	7	.500	12	11	.520
8. Georgia	6	8	.429	12	13	.480
9. Mississippi State	5	9	.357	12	13	.480
10. Alabama	4	10	.286	7	17	.291
11. Florida	3	11	.214	6	16	.273
LSU	3	11	.214	5	18	.217

NCAA: Georgia Tech

1960-61

TEAM	CONFERENCE W	CONFERENCE L	CONFERENCE PCT.	OVERALL W	OVERALL L	OVERALL PCT.
1. Mississippi State*	11	3	.786	19	6	.760
2. Vanderbilt	10	4	.714	19	5	.792
Kentucky	10	4	.714	19	9	.679
4. Florida	9	5	.643	15	11	.577
5. Auburn	8	6	.571	15	7	.682
6. Georgia Tech	6	8	.429	13	13	.500
Tulane	6	8	.429	11	13	.458
LSU	6	8	.429	11	14	.440
9. Ole Miss	5	9	.357	10	14	.417
Alabama	5	9	.357	7	18	.280
11. Tennessee	4	10	.286	10	15	.400
Georgia	4	10	.286	8	18	.308

NCAA: Kentucky

1961-62

TEAM	CONFERENCE W	CONFERENCE L	CONFERENCE PCT.	OVERALL W	OVERALL L	OVERALL PCT.
1. Mississippi State*	13	1	.929	24	1	.960
Kentucky*	13	1	.929	23	3	.885
3. Auburn	11	3	.786	18	6	.750
4. Florida	8	6	.571	12	11	.522
5. LSU	7	7	.500	13	11	.542
6. Tulane	6	8	.429	13	10	.566
Vanderbilt	6	8	.429	12	12	.500
Alabama	6	8	.429	11	15	.423
9. Ole Miss	5	9	.375	12	13	.480
10. Georgia Tech	4	10	.286	10	16	.385
11. Georgia	3	11	.214	8	16	.333
12. Tennessee	2	12	.143	4	19	.174

NCAA: Kentucky

1962-63

TEAM	CONFERENCE W	CONFERENCE L	CONFERENCE PCT.	OVERALL W	OVERALL L	OVERALL PCT.
1. Mississippi State*	12	2	.857	22	6	.786
2. Georgia Tech	10	4	.714	21	5	.808
Auburn	10	4	.714	18	4	.818
4. Vanderbilt	9	5	.643	16	7	.696
5. Kentucky	8	6	.571	16	9	.640
6. Alabama	7	7	.500	14	11	.560
7. Tennessee	6	8	.429	13	11	.542
8. LSU	5	9	.357	12	12	.500
Florida	5	9	.357	12	14	.462
10. Georgia	4	10	.286	9	17	.346
Ole Miss	4	10	.286	7	17	.292
Tulane	4	10	.286	6	16	.273

NCAA: Mississippi State

1963-64

TEAM	CONFERENCE W	CONFERENCE L	CONFERENCE PCT.	OVERALL W	OVERALL L	OVERALL PCT.
1. Kentucky*	11	3	.786	21	6	.778
2. Tennessee	9	5	.643	16	8	.667
Georgia Tech	9	5	.643	17	9	.654
4. Vanderbilt	8	6	.571	19	6	.760
LSU	8	6	.571	12	13	.480
Georgia	8	6	.571	12	14	.462
7. Alabama	7	7	.500	14	12	.538
Ole Miss	7	7	.500	10	12	.455
9. Florida	6	8	.429	12	10	.545
Auburn	6	8	.429	11	12	.478
11. Mississippi State	4	10	.286	9	17	.346
12. Tulane	1	13	.071	1	22	.043

NCAA: Kentucky

1964-65

TEAM	CONFERENCE W	CONFERENCE L	CONFERENCE PCT.	OVERALL W	OVERALL L	OVERALL PCT.
1. Vanderbilt*	15	1	.983	24	4	.857
2. Tennessee	12	4	.750	20	5	.800
3. Florida	11	5	.688	18	7	.720
Auburn	11	5	.688	16	9	.640
5. Kentucky	10	6	.625	15	10	.600
6. Alabama	9	7	.563	17	9	.654
7. LSU	7	9	.438	12	14	.462
8. Mississippi State	6	10	.375	10	16	.385
9. Georgia	4	12	.250	8	18	.308
10. Tulane	2	14	.125	3	22	.120
11. Ole Miss	1	15	.063	4	21	.160

NCAA: Vanderbilt

1965-66

TEAM	CONFERENCE W	CONFERENCE L	CONFERENCE PCT.	OVERALL W	OVERALL L	OVERALL PCT.
1. Kentucky*	15	1	.938	27	2	.931
2. Vanderbilt	13	3	.817	22	4	.846
3. Tennessee	10	6	.625	18	8	.696
Mississippi State	10	6	.625	14	11	.560
5. Alabama	9	7	.563	16	10	.615
Florida	9	7	.563	16	10	.615
7. Auburn	8	8	.500	16	10	.615
8. Georgia	5	11	.313	10	15	.400
Tulane	5	11	.313	9	16	.360
10. LSU	2	14	.125	6	20	.231
Ole Miss	2	14	.125	5	18	.217

NCAA: Kentucky (Second)

1966-67

TEAM	CONFERENCE W	CONFERENCE L	CONFERENCE PCT.	OVERALL W	OVERALL L	OVERALL PCT.
1. Tennessee*	15	3	.833	21	7	.750
2. Florida	14	4	.778	21	4	.840
Vanderbilt	14	4	.778	21	5	.808
4. Auburn	12	6	.667	17	8	.680
5. Mississippi State	8	10	.444	14	11	.560
Kentucky	8	10	.444	13	13	.500
7. Ole Miss	7	11	.389	13	12	.520
8. Alabama	6	12	.333	13	13	.500
9. Georgia	5	13	.278	9	17	.346
10. LSU	1	17	.056	3	23	.115

NCAA: Tennessee

1967-68

TEAM	CONFERENCE W	CONFERENCE L	CONFERENCE PCT.	OVERALL W	OVERALL L	OVERALL PCT.
1. Kentucky*	15	3	.833	22	5	.815
2. Tennessee	13	5	.722	20	6	.769
3. Vanderbilt	12	6	.667	20	6	.769
4. Georgia	11	7	.611	17	8	.680
Florida	11	7	.611	15	10	.600
6. LSU	8	10	.444	14	12	.538
Auburn	8	10	.444	13	13	.500
8. Mississippi State	5	13	.278	9	17	.346
9. Ole Miss	4	14	.222	7	17	.292
10. Alabama	3	15	.167	10	16	.385

NCAA: Kentucky

1968-69

TEAM	CONFERENCE W	CONFERENCE L	CONFERENCE PCT.	OVERALL W	OVERALL L	OVERALL PCT.
1. Kentucky*	16	2	.889	23	5	.821
2. Tennessee	13	5	.722	21	7	.750
3. Florida	12	6	.667	18	9	.667
4. Auburn	10	8	.556	15	10	.600
5. Vanderbilt	9	9	.500	15	11	.577
Georgia	9	9	.500	13	12	.520
7. LSU	7	11	.389	13	13	.500
Ole Miss	7	11	.389	10	14	.417
9. Mississippi State	6	12	.333	8	17	.320
10. Alabama	1	17	.056	4	20	.167

NCAA: Kentucky
NIT: Florida, Tennessee (Third)

1969-70

TEAM	CONFERENCE W	CONFERENCE L	CONFERENCE PCT.	OVERALL W	OVERALL L	OVERALL PCT.
1. Kentucky*	17	1	.944	26	2	.929
2. LSU	13	5	.722	22	10	.688
3. Auburn	11	7	.611	15	11	.577
Georgia	11	7	.611	13	12	.520
5. Tennessee	10	8	.556	16	9	.640
6. Vanderbilt	8	10	.444	12	14	.462
7. Ole Miss	6	12	.333	10	15	.400
Florida	6	12	.333	9	17	.346
9. Alabama	5	13	.278	8	18	.308
10. Mississippi State	3	15	.167	6	18	.250

NCAA: Kentucky
NIT: LSU (Fourth)

1970-71

TEAM	CONFERENCE W	CONFERENCE L	CONFERENCE PCT.	OVERALL W	OVERALL L	OVERALL PCT.
1. Kentucky*	16	2	.889	22	6	.786
2. Tennessee	13	5	.722	21	7	.750
3. LSU	10	8	.556	14	12	.539
4. Mississippi State	9	9	.500	15	10	.600
Vanderbilt	9	9	.500	13	13	.500
6. Auburn	8	10	.445	11	15	.423
Florida	8	10	.445	11	15	.423
8. Ole Miss	6	12	.334	11	15	.423
Alabama	6	12	.333	10	16	.385
10. Georgia	5	13	.278	6	19	.240

NCAA: Kentucky
NIT: Tennessee

1971-72

TEAM	CONFERENCE W	CONFERENCE L	CONFERENCE PCT.	OVERALL W	OVERALL L	OVERALL PCT.
1. Tennessee*	14	4	.778	19	6	.760
Kentucky*	14	4	.778	21	7	.750
3. Alabama	13	5	.722	18	8	.692
4. Vanderbilt	10	8	.556	16	10	.615
5. Georgia	9	9	.500	14	12	.536
6. Ole Miss	8	10	.444	13	12	.520
7. Mississippi State	6	12	.333	13	13	.500
Auburn	6	12	.333	10	16	.385
LSU	6	12	.333	10	16	.385
10. Florida	4	14	.222	10	15	.400

NCAA: Kentucky

1972-73

TEAM	CONFERENCE W	CONFERENCE L	CONFERENCE PCT.	OVERALL W	OVERALL L	OVERALL PCT.
1. Kentucky*	14	4	.778	20	8	.714
2. Vanderbilt	13	5	.722	20	6	.769
Alabama	13	5	.722	22	8	.733
Tennessee	13	5	.722	15	9	.625
5. LSU	9	9	.500	14	10	.583
6. Ole Miss	8	10	.444	14	12	.538
7. Florida	7	11	.389	11	15	.423
8. Georgia	5	13	.278	10	16	.385
9. Mississippi State	4	14	.222	11	15	.423
Auburn	4	14	.222	6	20	.222

NCAA: Kentucky
NIT: Alabama (Fourth)

1973-74

TEAM	CONFERENCE W	CONFERENCE L	CONFERENCE PCT.	OVERALL W	OVERALL L	OVERALL PCT.
1. Alabama*	15	3	.833	22	4	.846
Vanderbilt*	15	3	.833	23	5	.821
3. Tennessee	12	6	.667	17	9	.654
4. Ole Miss	9	9	.500	15	10	.600
Florida	9	9	.500	15	11	.577
Kentucky	9	9	.500	13	13	.500
7. Mississippi State	8	10	.444	16	10	.615
8. LSU	6	12	.333	12	14	.462
9. Auburn	5	13	.278	10	16	.385
10. Georgia	2	16	.111	6	20	.231

NCAA: Vanderbilt

1974-75

TEAM	CONFERENCE W	CONFERENCE L	CONFERENCE PCT.	OVERALL W	OVERALL L	OVERALL PCT.
1. Kentucky*	15	3	.833	26	5	.839
Alabama*	15	3	.833	22	5	.814
3. Auburn	12	6	.667	18	8	.692
Tennessee	12	6	.667	18	8	.692
5. Vanderbilt	10	8	.556	15	11	.577
6. Florida	8	10	.444	12	16	.428
7. LSU	6	12	.333	10	16	.385
8. Mississippi State	5	13	.278	9	17	.346
9. Ole Miss	4	14	.222	8	18	.308
10. Georgia	3	15	.167	8	17	.320

NCAA: Alabama, Kentucky (Second)

THROUGH THE YEARS

ALABAMA • ARKANSAS • AUBURN • FLORIDA • GEORGIA • KENTUCKY • LSU • OLE MISS

1975-76

TEAM	CONFERENCE W	CONFERENCE L	CONFERENCE PCT.	OVERALL W	OVERALL L	OVERALL PCT.
1. Alabama*	15	3	.833	23	5	.821
2. Tennessee	14	4	.778	21	6	.778
3. Vanderbilt	12	6	.667	16	11	.593
4. Kentucky	11	7	.611	20	10	.667
Auburn	11	7	.611	16	10	.615
6. Florida	7	11	.389	12	14	.462
Georgia	7	11	.389	12	15	.444
8. Mississippi State	6	12	.333	13	13	.500
9. LSU	5	13	.278	12	14	.462
10. Ole Miss	2	16	.111	6	21	.222

NCAA: Alabama, Tennessee
NIT: Kentucky (Champion)

1976-77

TEAM	CONFERENCE W	CONFERENCE L	CONFERENCE PCT.	OVERALL W	OVERALL L	OVERALL PCT.
1. Kentucky*	16	2	.889	26	4	.867
Tennessee*	16	2	.889	22	6	.785
3. Alabama	14	4	.778	25	6	.806
4. Florida	10	8	.556	17	9	.654
5. LSU	8	10	.444	15	12	.555
6. Mississippi State	6	12	.333	14	13	.518
Auburn	6	12	.333	13	13	.500
Vanderbilt	6	12	.333	10	16	.385
9. Ole Miss	5	13	.278	11	16	.407
10. Georgia	3	15	.167	9	18	.333

NCAA: Kentucky, Tennessee
NIT: Alabama (Fourth)

1977-78

TEAM	CONFERENCE W	CONFERENCE L	CONFERENCE PCT.	OVERALL W	OVERALL L	OVERALL PCT.
1. Kentucky*	16	2	.889	30	2	.938
2. Mississippi State	13	5	.722	18	9	.667
3. LSU	12	6	.667	18	9	.667
4. Alabama	11	7	.611	17	10	.630
5. Florida	8	10	.444	15	12	.555
Auburn	8	10	.444	13	14	.481
7. Tennessee	6	12	.333	11	16	.407
8. Vanderbilt	6	12	.333	10	17	.370
9. Georgia	5	13	.278	11	16	.407
Ole Miss	5	13	.278	10	17	.370

NCAA: Kentucky (Champion)

1978-79

TEAM	CONFERENCE W	CONFERENCE L	CONFERENCE PCT.	OVERALL W	OVERALL L	OVERALL PCT.
1. LSU*	14	4	.778	23	6	.793
2. Tennessee	12	6	.667	21	12	.636
3. Mississippi State	11	7	.611	19	9	.679
Alabama	11	7	.611	22	11	.667
Vanderbilt	11	7	.611	18	9	.667
6. Kentucky	10	8	.556	19	12	.613
7. Georgia	7	11	.389	14	14	.500
8. Ole Miss	6	12	.333	11	16	.407
9. Auburn	5	13	.278	13	16	.448
10. Florida	3	15	.167	8	19	.296

Tournament Champion: Tennessee
NCAA: LSU, Tennessee
NIT: Alabama (Third), Kentucky, Mississippi State

1979-80

TEAM	CONFERENCE W	CONFERENCE L	CONFERENCE PCT.	OVERALL W	OVERALL L	OVERALL PCT.
1. Kentucky*	15	3	.833	29	6	.829
2. LSU	14	4	.778	26	6	.813
3. Tennessee	12	6	.667	18	11	.621
Alabama	12	6	.667	18	12	.600
5. Ole Miss	9	9	.500	17	13	.567
6. Georgia	7	11	.389	14	13	.519
Vanderbilt	7	11	.389	13	13	.500
Mississippi State	7	11	.389	13	14	.481
9. Auburn	5	13	.278	10	18	.357
10. Florida	2	16	.111	7	21	.250

Tournament Champion: LSU
NCAA: Kentucky, LSU, Tennessee
NIT: Alabama, Ole Miss

1980-81

TEAM	CONFERENCE W	CONFERENCE L	CONFERENCE PCT.	OVERALL W	OVERALL L	OVERALL PCT.
1. LSU*	17	1	.944	31	5	.861
2. Kentucky	15	3	.833	22	6	.786
3. Tennessee	12	6	.667	21	8	.724
4. Alabama	10	8	.556	18	11	.621
5. Georgia	9	9	.500	19	12	.613
6. Ole Miss	8	10	.444	16	14	.533
7. Vanderbilt	7	11	.389	15	14	.517
8. Florida	5	13	.278	12	16	429
9. Auburn	4	14	.222	11	16	.407
10. Mississippi State	3	15	.167	8	19	.296

Tournament Champion: Ole Miss
NCAA: Kentucky, LSU (Fourth), Ole Miss, Tennessee
NIT: Alabama, Georgia

1981-82

TEAM	CONFERENCE W	CONFERENCE L	CONFERENCE PCT.	OVERALL W	OVERALL L	OVERALL PCT.
1. Kentucky*	13	5	.722	22	8	.733
Tennessee*	13	5	.722	20	10	.667
3. Alabama	12	6	.667	24	7	.774
4. Ole Miss	11	7	.611	18	12	.600
LSU	11	7	.611	14	14	.500
6. Georgia	10	8	.556	19	12	.613
7. Vanderbilt	7	11	.389	15	13	.536
Auburn	7	11	.389	14	14	.500
9. Mississippi State	4	14	.222	8	19	.296
10. Florida	2	16	.111	5	22	.074

Tournament Champion: Alabama
NCAA: Alabama, Kentucky, Tennessee
NIT: Georgia (Third-tie), LSU, Ole Miss

1982-83

TEAM	CONFERENCE W	CONFERENCE L	CONFERENCE PCT.	OVERALL W	OVERALL L	OVERALL PCT.
1. Kentucky*	13	5	.722	23	8	.742
2. Ole Miss	10	8	.556	19	12	.613
LSU	10	8	.556	19	13	.594
4. Georgia	9	9	.500	24	10	.706
Tennessee	9	9	.500	20	12	.625
Mississippi State	9	9	.500	17	12	.586
Vanderbilt	9	9	.500	19	14	.576
8. Alabama	8	10	.444	20	12	.625
Auburn	8	10	.444	15	13	.536
10. Florida	5	13	.278	13	18	.419

Tournament Champion: Georgia
NCAA: Alabama, Georgia (Final Four), Kentucky, Tennessee
NIT: LSU, Ole Miss, Vanderbilt

1983-84

TEAM	CONFERENCE W	CONFERENCE L	CONFERENCE PCT.	OVERALL W	OVERALL L	OVERALL PCT.
1. Kentucky*	14	4	.778	29	5	.853
2. Auburn	12	6	.667	20	11	.645
3. LSU	11	7	.611	18	11	.621
Florida	11	7	.611	16	13	.552
5. Alabama	10	8	.556	18	12	.600
6. Tennessee	9	9	.500	21	14	.600
7. Georgia	8	10	.444	17	13	.567
Vanderbilt	8	10	.444	14	15	.483
9. Mississippi State	4	14	.222	9	19	.321
10. Ole Miss	3	15	.167	8	20	.286

Tournament Champion: Kentucky
NCAA: Alabama, Auburn, Kentucky (Final Four), LSU
NIT: Florida, Georgia, Tennessee

1984-85

TEAM	CONFERENCE W	CONFERENCE L	CONFERENCE PCT.	OVERALL W	OVERALL L	OVERALL PCT.
1. LSU*	13	5	.722	19	10	.655
2. Georgia	12	6	.667	22	9	.710
3. Alabama	11	7	.611	23	10	.697
Kentucky	11	7	.611	18	13	.581
5. Florida	9	9	.500	18	12	.600
Mississippi State	9	9	.500	13	15	.464
7. Auburn	8	10	.444	22	12	.647
Tennessee	8	10	.444	22	15	.595
9. Ole Miss	5	13	.278	11	17	.393
10. Vanderbilt	4	14	.222	11	17	.393

Tournament Champion: Auburn
NCAA: Alabama, Auburn, #Georgia, Kentucky, LSU
NIT: Florida, Tennessee (Third)

1985-86

TEAM	CONFERENCE W	CONFERENCE L	CONFERENCE PCT.	OVERALL W	OVERALL L	OVERALL PCT.
1. Kentucky*	17	1	.944	32	4	.889
2. Alabama	13	5	.722	24	9	.727
Auburn	13	5	.722	22	11	.667
4. Florida	10	8	.556	19	14	.576
5. LSU	9	9	.500	26	12	.684
Georgia	9	9	.500	17	13	.567
7. Vanderbilt	7	11	.389	13	15	.464
8. Tennessee	5	13	.278	12	16	.428
9. Ole Miss	4	14	.222	12	17	.414
10. Mississippi State	3	15	.167	6	22	.263

Tournament Champion: Kentucky
NCAA: Alabama, Auburn, Kentucky, LSU (Final Four)
NIT: Florida (Fourth), Georgia

1986-87

TEAM	CONFERENCE W	CONFERENCE L	CONFERENCE PCT.	OVERALL W	OVERALL L	OVERALL PCT.
1. Alabama*	16	2	.889	28	5	.848
2. Florida	12	6	.667	23	11	.676
3. Kentucky	10	8	.556	18	11	.621
Georgia	10	8	.556	18	12	.600
5. Auburn	9	9	.500	18	13	.581
6. LSU	8	10	.444	24	15	.615
Ole Miss	8	10	.444	15	14	.517
8. Vanderbilt	7	11	.389	18	16	.529
Tennessee	7	11	.389	14	15	.483
10. Mississippi State	3	15	.167	7	21	.250

Tournament Champion: Alabama
NCAA: #Alabama, Auburn, Florida, Georgia, Kentucky, LSU
NIT: Ole Miss, Vanderbilt

1987-88

TEAM	CONFERENCE W	L	PCT.	OVERALL W	L	PCT.
1. Kentucky@	13	5	.722	27	6	.818
2. Florida	11	7	.611	23	12	.657
Auburn	11	7	.611	19	11	.633
4. Vanderbilt	10	8	.611	20	11	.645
LSU	10	8	.611	16	14	.533
6. Tennessee	9	9	.500	16	13	.522
7. Georgia	8	10	.444	20	16	.555
8. Mississippi State	6	12	.333	14	15	.483
Alabama	6	12	.333	14	17	.452
Ole Miss	6	12	.333	13	16	.448

@ Conference Title and Conference Tournament Championship vacated

NCAA: Auburn, #Florida, #Kentucky, LSU, Vanderbilt

NIT: Georgia, Tennessee

1988-89

TEAM	CONFERENCE W	L	PCT.	OVERALL W	L	PCT.
1. Florida*	13	5	.722	21	13	.618
2. Alabama	12	6	.667	23	8	.742
Vanderbilt	12	6	.667	19	14	.576
4. Tennessee	11	7	.611	19	11	.633
LSU	11	7	.611	20	12	.625
6. Ole Miss	8	10	.444	15	15	.500
Kentucky	8	10	.444	13	19	.406
8. Mississippi State	7	11	.389	13	15	.464
9. Georgia	6	12	.333	15	16	.484
10. Auburn	2	16	.111	9	19	.321

Tournament Champion: Alabama

NCAA: Alabama, Florida, LSU, Tennessee, Vanderbilt

NIT: Ole Miss

1989-90

TEAM	CONFERENCE W	L	PCT.	OVERALL W	L	PCT.
1. Georgia*	13	5	.722	20	9	.690
2. Alabama	12	6	.667	26	9	.743
LSU	12	6	.667	23	9	.719
4. Tennessee	10	8	.556	16	14	.533
5. Ole Miss	8	10	.444	13	17	.433
Auburn	8	10	.444	13	18	.419
7. Vanderbilt	7	11	.389	21	14	.600
Mississippi State	7	11	.389	16	14	.533
9. Florida	3	15	.167	7	21	.250
Kentucky@	10	8	.556	14	14	.500

@Not eligible for championship

Tournament Champion: Alabama

NCAA: Alabama, Georgia, LSU

NIT: Mississippi State, Tennessee, Vanderbilt (Champion)

1990-91

TEAM	CONFERENCE W	L	PCT.	OVERALL W	L	PCT.
1. Mississippi State*	13	5	.722	20	9	.690
LSU*	13	5	.722	20	10	.667
3. Alabama	12	6	.667	23	10	.697
4. Vanderbilt	11	7	.611	17	13	.567
5. Georgia	9	9	.500	17	13	.567
6. Florida	7	11	.389	11	17	.393
7. Auburn	5	13	.278	13	16	.448
8. Tennessee	3	15	.167	12	22	.353
Ole Miss	3	15	.167	9	19	.321
Kentucky@	14	4	.778	22	6	.786

@ Not eligible for championship

Tournament Champion: Alabama

NCAA: Alabama, Georgia, LSU, Mississippi State, Vanderbilt

1991-92

EASTERN

TEAM	CONFERENCE W	L	PCT.	OVERALL W	L	PCT.
1. Kentucky	12	4	.750	29	7	.806
2. Florida	9	7	.563	19	14	.576
3. Tennessee	8	8	.500	19	15	.559
4. Georgia	7	9	.438	15	14	.517
5. Vanderbilt	6	10	.375	15	15	.500
6. South Carolina	3	13	.188	11	17	.393

WESTERN

TEAM	W	L	PCT.	W	L	PCT.
1. Arkansas*	13	3	.813	26	8	.765
2. LSU	12	4	.750	21	10	.677
3. Alabama	10	6	.625	26	9	.743
4. Mississippi State	7	9	.438	15	13	.536
5. Ole Miss	4	12	.250	11	17	.393
Auburn@	5	11	.313	12	15	.444

@ Not eligible for championship

Tournament Champion: Kentucky

NCAA: Alabama, Arkansas, Kentucky, LSU

NIT: Florida (Fourth), Tennessee, Vanderbilt

1992-93

EASTERN

TEAM	CONFERENCE W	L	PCT.	OVERALL W	L	PCT.
1. Vanderbilt*	14	2	.875	28	6	.824
2. Kentucky	13	3	.813	30	4	.882
3. Florida	9	7	.563	16	12	.571
4. Georgia	8	8	.500	15	14	.517
5. South Carolina	5	11	.313	9	18	.333
6. Tennessee	4	12	.250	13	17	.433

WESTERN

TEAM	W	L	PCT.	W	L	PCT.
1. Arkansas	10	6	.625	22	9	.710
2. LSU	9	7	.563	22	11	.667
3. Auburn	8	8	.500	15	12	.556
4. Alabama	7	9	.438	16	13	.552
5. Mississippi State	5	11	.313	13	16	.448
6. Ole Miss	4	12	.250	10	18	.357

Tournament Champion: Kentucky

NCAA: Arkansas, Kentucky (Final Four), LSU, Vanderbilt

NIT: Alabama, Auburn, Florida, Georgia

1993-94

EASTERN

TEAM	CONFERENCE W	L	PCT.	OVERALL W	L	PCT.
1. Florida	12	4	.750	29	8	.784
Kentucky	12	4	.750	27	7	.794
3. Vanderbilt	9	7	.563	20	12	.625
4. Georgia	7	9	.438	14	16	.467
5. South Carolina	4	12	.250	9	19	.321
6. Tennessee	2	14	.125	5	22	.185

WESTERN

TEAM	W	L	PCT.	W	L	PCT.
1. Arkansas*	14	2	.875	31	3	.912
2. Alabama	12	4	.750	20	10	.667
3. Mississippi State	9	7	.563	18	11	.621
4. Ole Miss	7	9	.438	14	13	.519
5. LSU	5	11	.313	11	16	.407
6. Auburn	3	13	.188	11	17	.393

Tournament Champion: Kentucky

NCAA: Alabama, Arkansas (National Champion), Florida (Final Four), Kentucky

NIT: Vanderbilt (Finals), Mississippi State

1994-95

EASTERN

TEAM	CONFERENCE W	L	PCT.	OVERALL W	L	PCT.
1. Kentucky*	14	2	.875	28	5	.848
2. Georgia	9	7	.563	18	10	.643
3. Florida	8	8	.500	17	13	.567
4. Vanderbilt	6	10	.375	13	15	.464
5. South Carolina	5	11	.313	10	17	.370
6. Tennessee	4	12	.250	11	16	.407

WESTERN

TEAM	W	L	PCT.	W	L	PCT.
1. Arkansas	12	4	.750	32	7	.821
Mississippi State	12	4	.750	22	8	.733
3. Alabama	10	6	.625	23	10	.697
4. Auburn#	7	9	.438	16	13	.552
5. LSU	6	10	.375	12	15	.444
6. Ole Miss	3	13	.188	8	19	.296

Tournament Champion: Kentucky

NCAA: Alabama, Arkansas (National Runner-Up), Florida, Kentucky, Mississippi State

NIT: Auburn, Georgia

#Auburn's records indicate self-imposed forfeitures of 20 games.

1995-96

EASTERN

TEAM	CONFERENCE W	L	PCT.	OVERALL W	L	PCT.
1. Kentucky*	16	0	1.000	34	2	.944
2. Georgia	9	7	.563	21	10	.677
3. South Carolina	8	8	.500	19	12	.613
4. Vanderbilt	7	9	.438	18	14	.563
5. Tennessee	6	10	.375	14	15	.483
Florida	6	10	.375	12	16	.429

WESTERN

TEAM	W	L	PCT.	W	L	PCT.
1. Mississippi State	10	6	.625	26	8	.765
2. Arkansas	9	7	.563	20	13	.606
Alabama	9	7	.563	19	13	.594
4. Auburn	6	10	.375	19	13	.594
4. Ole Miss	6	10	.375	12	15	.444
6. LSU	4	12	.250	12	17	.414

Tournament Champion: Mississippi State

NCAA: Arkansas, Georgia, Kentucky (National Champion), Mississippi State (Final Four)

NIT: Alabama (Fourth), Auburn, South Carolina, Tennessee, Vanderbilt

1996-97

EASTERN

TEAM	CONFERENCE W	L	PCT.	OVERALL W	L	PCT.
1. South Carolina*	15	1	.938	24	8	.750
2. Kentucky	13	3	.813	35	5	.875
3. Georgia	10	6	.625	24	9	.727
4. Vanderbilt	9	7	.563	19	12	.613
5. Florida	5	11	.313	13	17	.433
6. Tennessee	4	12	.250	11	16	.407

WESTERN

TEAM	W	L	PCT.	W	L	PCT.
1. Ole Miss	11	5	.688	20	9	.690
2. Arkansas	8	8	.500	18	14	.563
3. Alabama	6	10	.375	17	14	.548
Auburn	6	10	.375	16	15	.516
Mississippi State	6	10	.375	12	18	.400
6. LSU	3	13	.188	10	20	.333

Tournament Champion: Kentucky

NCAA: Georgia, Kentucky (Final Four), Ole Miss, South Carolina, Vanderbilt

NIT: Arkansas (Fourth)

THROUGH THE YEARS

ALABAMA • ARKANSAS • AUBURN • FLORIDA • GEORGIA • KENTUCKY • LSU • OLE MISS

1997-98

EASTERN TEAM	CONFERENCE W	L	PCT.	OVERALL W	L	PCT.
1. Kentucky*	14	2	.875	35	4	.897
2. South Carolina	11	5	.686	23	8	.742
3. Tennessee	9	7	.563	20	9	.690
4. Georgia	7	9	.438	20	15	.571
Vanderbilt	7	9	.438	20	13	.606
6. Florida	6	10	.375	14	15	.482

WESTERN TEAM	W	L	PCT.	W	L	PCT.
1. Ole Miss	12	4	.750	22	7	.759
2. Arkansas	11	5	.686	24	9	.727
3. Auburn	7	9	.438	16	14	.533
4. Alabama	6	10	.375	15	16	.484
5. Mississippi State	4	12	.250	15	15	.500
6. LSU	2	14	.125	9	18	.333

Tournament Champion: Kentucky
NCAA: Arkansas, Kentucky (National Champion), Ole Miss, South Carolina, Tennessee
NIT: Auburn, Florida, Georgia (Third), Vanderbilt

1998-99

EASTERN TEAM	CONFERENCE W	L	PCT.	OVERALL W	L	PCT.
1. Tennessee	12	4	.750	21	9	.700
2. Kentucky	11	5	.688	28	9	.757
3. Florida	10	6	.625	22	9	.710
4. Georgia	6	10	.375	15	15	.500
5. Vanderbilt	5	11	.313	14	15	.483
6. South Carolina	3	13	.188	8	21	.276

WESTERN TEAM	W	L	PCT.	W	L	PCT.
1. Auburn*	14	2	.875	29	4	.879
2. Arkansas	9	7	.563	23	11	.676
3. Ole Miss	8	8	.500	20	13	.606
Mississippi State	8	8	.500	20	13	.606
5. Alabama	6	10	.375	17	15	.531
6. LSU	4	12	.250	12	15	.444

Tournament Champion: Kentucky
NCAA: Arkansas, Auburn, Florida Kentucky, Ole Miss, Tennessee
NIT: Alabama, Georgia, Mississippi State

1999-00

EASTERN TEAM	CONFERENCE W	L	PCT.	OVERALL W	L	PCT.
1. Florida*	12	4	.750	29	8	.710
Kentucky*	12	4	.750	23	10	.757
Tennessee*	12	4	.750	26	7	.700
4. Vanderbilt	8	8	.500	19	11	.483
5. South Carolina	5	11	.313	15	17	.276
6. Georgia	3	13	.188	10	20	.500

WESTERN TEAM	W	L	PCT.	W	L	PCT.
1. LSU*	12	4	.750	28	6	.824
2. Auburn	9	7	.563	24	10	.706
3. Arkansas	7	9	.438	19	15	.559
4. Alabama	6	10	.375	13	16	.448
5. Ole Miss	5	11	.313	19	14	.576
Mississippi State	5	11	.313	14	16	.467

Tournament Champion: Arkansas
NCAA: Arkansas, Auburn, Florida (National Runner-Up), Kentucky, LSU, Tennessee
NIT: Ole Miss, Vanderbilt

2000-01

EASTERN TEAM	CONFERENCE W	L	PCT.	OVERALL W	L	PCT.
1. Kentucky*	12	4	.750	24	10	.706
Florida*	12	4	.750	24	7	.774
3. Georgia	9	7	.563	16	15	.516
4. Tennessee	8	8	.500	22	11	.667
5. South Carolina	6	10	.375	15	15	.500
6. Vanderbilt	4	12	.250	15	15	.500

WESTERN TEAM	W	L	PCT.	W	L	PCT.
1. Ole Miss	11	5	.688	27	8	.771
2. Arkansas	10	6	.625	20	11	.645
3. Alabama	8	8	.500	25	11	.694
4. Mississippi State	7	9	.438	18	13	.581
Auburn	7	9	.438	18	14	.563
6. LSU	2	14	.125	13	16	.448

Tournament Champion: Kentucky
NCAA: Arkansas, Florida, Georgia, Kentucky, Ole Miss, Tennessee
NIT: Alabama (Finals), Auburn, Mississippi State, South Carolina

2001-02

EASTERN TEAM	CONFERENCE W	L	PCT.	OVERALL W	L	PCT.
1. Georgia@	10	6	.625	22	10	.688
Kentucky	10	6	.625	22	10	.688
Florida	10	6	.625	22	9	.710
4. Tennessee	7	9	.438	15	16	.484
5. Vanderbilt	6	10	.375	17	15	.531
6. South Carolina	6	10	.375	22	15	.595

WESTERN TEAM	W	L	PCT.	W	L	PCT.
1. Alabama*	12	4	.750	27	8	.771
2. Mississippi State	10	6	.625	27	8	.771
3. Ole Miss	9	7	.563	20	11	.645
4. LSU	6	10	.375	19	15	.559
Arkansas	6	10	.375	14	15	.483
6. Auburn	4	12	.250	12	16	.429

Tournament Champion: Mississippi State
NCAA: Alabama, Florida, Georgia@, Kentucky, Ole Miss, Mississippi State
NIT: LSU, South Carolina (Finals), Vanderbilt
@ Conference Eastern Division Championship and NCAA participation vacated (1-1)

2002-03

EASTERN TEAM	CONFERENCE W	L	PCT.	OVERALL W	L	PCT.
1. Kentucky*	16	0	1.000	32	4	.889
2. Florida	12	4	.750	25	8	.758
3. Georgia@	11	5	.688	19	8	.704
4. Tennessee	9	7	.563	17	12	.586
5. South Carolina	5	11	.313	12	16	.429
6. Vanderbilt	3	13	.188	11	18	.380

WESTERN TEAM	W	L	PCT.	W	L	PCT.
1. Mississippi State	9	7	.563	21	10	.677
2. Auburn	8	8	.500	22	12	.647
LSU	8	8	.500	21	11	.656
4. Alabama	7	9	.438	17	12	.586
5. Arkansas	4	12	.250	9	19	.321
Ole Miss	4	12	.250	14	15	.483

Tournament Champion: Kentucky
NCAA: Alabama, Auburn, Florida, Kentucky, LSU, Mississippi State
NIT: Tennessee

2003-04

EASTERN TEAM	CONFERENCE W	L	PCT.	OVERALL W	L	PCT.
1. Kentucky	13	3	.813	27	5	.844
2. Florida	9	7	.563	20	11	.645
3. South Carolina	8	8	.500	23	11	.676
Vanderbilt	8	8	.500	23	10	.697
5. Georgia	7	9	.438	16	14	.533
Tennessee	7	9	.438	15	14	.517

WESTERN TEAM	W	L	PCT.	W	L	PCT.
1. Mississippi State*	14	2	.875	26	4	.867
2. Alabama	8	8	.500	20	13	.606
LSU	8	8	.500	18	11	.620
4. Auburn	5	11	.313	14	14	.500
Ole Miss	5	11	.313	13	15	.464
6. Arkansas	4	12	.250	12	16	.429

Tournament Champion: Kentucky
NCAA: Alabama, Florida, Kentucky, Mississippi State, South Carolina, Vanderbilt
NIT: Georgia, LSU, Tennessee

2004-05

EASTERN TEAM	CONFERENCE W	L	PCT.	OVERALL W	L	PCT.
1. Kentucky*	14	2	.875	28	6	.824
2. Florida	12	4	.750	24	8	.750
3. Vanderbilt	8	8	.500	20	14	.588
4. South Carolina	7	9	.438	20	13	.606
5. Tennessee	6	10	.375	14	17	.452
6. Georgia	2	14	.125	8	20	.286

WESTERN TEAM	W	L	PCT.	W	L	PCT.
1. Alabama	12	4	.750	24	8	.750
LSU	12	4	.750	20	10	.667
3. Mississippi State	9	7	.563	23	11	.676
4. Arkansas	6	10	.375	18	12	.600
5. Ole Miss	4	12	.250	14	17	.452
Auburn	4	12	.250	14	17	.452

Tournament Champion: Florida
NCAA: Alabama, Florida, Kentucky, LSU, Mississippi State
NIT: South Carolina (Champion), Vanderbilt

2005-06

EASTERN TEAM	CONFERENCE W	L	PCT.	OVERALL W	L	PCT.
1. Tennessee	12	4	.750	22	8	.733
2. Florida	10	6	.625	33	6	.846
3. Kentucky	9	7	.563	22	13	.629
4. Vanderbilt	7	9	.438	17	13	.567
5. South Carolina	6	10	.375	23	15	.605
6. Georgia	5	11	.313	15	15	.500

WESTERN TEAM	W	L	PCT.	W	L	PCT.
1. LSU*	14	2	.875	27	9	.750
2. Alabama	10	6	.625	18	13	.581
2. Arkansas	10	6	.625	22	10	.688
4. Mississippi State	5	11	.313	15	15	.500
5. Auburn	4	12	.250	12	16	.429
Ole Miss	4	12	.250	14	16	.467

Tournament Champion: Florida
NCAA: Alabama, Arkansas, Florida (National Champion), Kentucky, LSU (Final Four), Tennessee
NIT: South Carolina (Champion), Vanderbilt

2006-07

EASTERN TEAM	CONFERENCE W	CONFERENCE L	CONFERENCE PCT.	OVERALL W	OVERALL L	OVERALL PCT.
1. Florida*	13	3	.813	35	5	.875
2. Vanderbilt	10	6	.625	22	12	.647
Tennessee	10	6	.625	24	11	.686
4. Kentucky	9	7	.563	22	12	.647
5. Georgia	8	8	.500	19	14	.576
6. South Carolina	4	12	.250	14	16	.467

WESTERN TEAM	W	L	PCT.	W	L	PCT.
1. Mississippi State	8	8	.500	21	14	.600
Ole Miss	8	8	.500	21	13	.618
3. Arkansas	7	9	.438	21	14	.600
Auburn	7	9	.438	17	15	.531
Alabama	7	9	.438	20	12	.625
6. LSU	5	11	.313	17	15	.531

Tournament Champion: Florida
NCAA: Arkansas, Florida (National Champion), Kentucky, Tennessee, Vanderbilt
NIT: Alabama, Georgia, Ole Miss, Mississippi State

2007-08

EASTERN TEAM	CONFERENCE W	CONFERENCE L	CONFERENCE PCT.	OVERALL W	OVERALL L	OVERALL PCT.
1. Tennessee	14	2	.875	31	5	.861
2. Kentucky	12	4	.750	18	13	.581
3. Vanderbilt	10	6	.625	26	8	.765
4. Florida	8	8	.500	24	12	.667
5. South Carolina	5	11	.313	14	18	.438
6. Georgia	4	12	.250	17	17	.500

WESTERN Team	W	L	Pct.	W	L	Pct.
1. Mississippi State	12	4	.750	23	11	.676
2. Arkansas	9	7	.563	23	12	.657
3. Ole Miss	7	9	.438	24	11	.686
4. LSU	6	10	.375	13	18	.419
5. Alabama	5	11	.313	17	16	.515
6. Auburn	4	12	.250	14	16	.467

Tournament Champion: Georgia
NCAA: Arkansas, Georgia, Kentucky, Mississippi State, Tennessee, Vanderbilt
NIT: Florida, Ole Miss

2008-09

EASTERN TEAM	CONFERENCE W	CONFERENCE L	CONFERENCE PCT.	OVERALL W	OVERALL L	OVERALL PCT.
1. Tennessee	10	6	.625	21	13	.618
South Carolina	10	6	.625	21	10	.677
3. Florida	9	7	.562	25	11	.694
2. Kentucky	8	8	.500	22	14	.611
Vanderbilt	8	8	.500	19	12	.613
6. Georgia	3	13	.188	12	20	.375

WESTERN TEAM	W	L	PCT.	W	L	PCT.
1. LSU	13	3	.812	27	8	.771
2. Auburn	10	6	.625	24	13	.667
3. Mississippi State	9	7	.562	23	13	.639
4. Alabama	7	9	.438	18	14	.563
Ole Miss	7	9	.438	16	15	.516
6. Arkansas	2	14	.125	14	16	.467

Tournament Champion: Mississippi State
NCAA: LSU, Mississippi State, Tennessee
NIT: Auburn, Florida, Kentucky, South Carolina

2009-10

EASTERN TEAM	CONFERENCE W	CONFERENCE L	CONFERENCE PCT.	OVERALL W	OVERALL L	OVERALL PCT.
1. Kentucky	14	2	.875	35	3	.921
2. Vanderbilt	12	4	.750	24	9	.727
3. Tennessee	11	5	.688	28	9	.757
4. Florida	9	7	.563	21	13	.618
5. South Carolina	6	10	.375	15	16	.484
6. Georgia	5	11	.313	14	17	.452

WESTERN TEAM	W	L	PCT.	W	L	PCT.
1. Mississippi State	9	7	.563	24	12	.667
Ole Miss	9	7	.563	24	11	.686
3. Arkansas	7	9	.438	14	18	.438
4. Alabama	6	10	.375	17	15	.531
Auburn	6	10	.375	15	17	.469
6. LSU	2	14	.125	11	20	.355

Tournament Champion: Kentucky
NCAA: Florida, Kentucky, Tennessee, Vanderbilt
NIT: Ole Miss, Mississippi State

2010-11

EASTERN TEAM	CONFERENCE W	CONFERENCE L	CONFERENCE PCT.	OVERALL W	OVERALL L	OVERALL PCT.
1. Florida	13	3	.813	29	8	.784
2. Kentucky	10	6	.625	29	9	.763
3. Vanderbilt	9	7	.563	23	11	.677
Georgia	9	7	.563	21	12	.636
5. Tennessee	8	8	.500	19	15	.559
6. South Carolina	5	11	.313	14	16	.467

WESTERN TEAM	W	L	PCT.	W	L	PCT.
1. Alabama	12	4	.750	25	12	.676
2. Mississippi State	9	7	.563	17	14	.548
3. Ole Miss	7	9	.438	20	14	.588
Arkansas	7	9	.438	18	13	.581
5. Auburn	4	12	.250	11	20	.355
6. LSU	3	13	.188	11	21	.344

Tournament Champion: Kentucky
NCAA: Georgia, Florida, Kentucky, Tennessee, Vanderbilt
NIT: Alabama, Ole Miss

2011-12

TEAM	CONFERENCE W	CONFERENCE L	CONFERENCE PCT.	OVERALL W	OVERALL L	OVERALL PCT.
1. Kentucky	16	0	1.000	38	2	.950
2. Tennessee	10	6	.625	19	15	.559
Vanderbilt	10	6	.625	25	11	.694
Florida	10	6	.625	26	11	.703
5. Alabama	9	7	.563	21	12	.636
6. Mississippi State	8	8	.500	21	12	.636
Ole Miss	8	8	.500	20	14	.588
8. LSU	7	9	.438	18	15	.545
9. Arkansas	6	10	.375	18	14	.563
10. Auburn	5	11	.313	15	16	.484
Georgia	5	11	.313	15	17	.469
12. South Carolina	2	14	.125	10	21	.323

Tournament Champion: Vanderbilt
NCAA: Alabama, Florida, Kentucky, Vanderbilt
NIT: LSU, Ole Miss, Mississippi State, Tennessee

2012-13

TEAM	CONFERENCE W	CONFERENCE L	CONFERENCE PCT.	OVERALL W	OVERALL L	OVERALL PCT.
1. Florida	14	4	.778	29	8	.784
2. Kentucky	12	6	.667	21	12	.636
Ole Miss	12	6	.667	27	9	.750
Alabama	12	6	.667	23	13	.639
5. Tennessee	11	7	.611	20	13	.606
Missouri	11	7	.611	23	11	.676
7. Arkansas	10	8	.556	19	13	.594
8. Georgia	9	9	.500	15	17	.469
LSU	9	9	.500	19	12	.613
10. Vanderbilt	8	10	.444	16	17	.485
11. Texas A&M	7	11	.389	18	15	.545
12. South Carolina	4	14	.222	14	18	.438
Mississippi State	4	14	.222	10	22	.313
14. Auburn	3	15	.167	9	23	.281

Tournament Champion: Ole Miss
NCAA: Florida, Ole Miss, Missouri
NIT: Alabama, Kentucky, Tennessee

2013-14

TEAM	CONFERENCE W	CONFERENCE L	CONFERENCE PCT.	OVERALL W	OVERALL L	OVERALL PCT.
1. Florida	18	0	1.000	36	3	.923
2. Kentucky	12	6	.667	29	11	.725
Georgia	12	6	.667	20	14	.588
4. Tennessee	11	7	.611	24	13	.649
5. Arkansas	10	8	.556	22	12	.647
6. Ole Miss	9	9	.500	19	14	.576
LSU	9	9	.500	20	14	.588
Missouri	9	9	.500	23	12	.657
9. Texas A&M	8	10	.444	18	16	.529
10. Alabama	7	11	.389	13	19	.406
Vanderbilt	7	11	.389	15	16	.484
12. Auburn	6	12	.333	14	16	.467
13. South Carolina	5	13	.278	14	20	.412
14. Mississippi State	3	15	.167	14	19	.442

Tournament Champion: Florida
NCAA: Florida, Kentucky, Tennessee
NIT: Arkansas, Georgia, LSU, Missouri
CBI: Texas A&M

2014-15

TEAM	CONFERENCE W	CONFERENCE L	CONFERENCE PCT.	OVERALL W	OVERALL L	OVERALL PCT.
1. Kentucky	18	0	1.000	38	1	.974
2. Arkansas	13	5	.722	27	9	.750
3. Georgia	11	7	.611	21	12	.636
LSU	11	7	.611	22	11	.667
Texas A&M	11	7	.611	21	12	.636
Ole Miss	11	7	.611	21	13	.618
7. Vanderbilt	9	9	.500	21	14	.600
8. Florida	8	10	.444	16	17	.485
Alabama	8	10	.444	19	15	.543
10. Tennessee	7	11	.389	16	16	.500
11. South Carolina	6	12	.333	17	16	.515
Mississippi State	6	12	.333	13	19	.407
13. Auburn	4	14	.222	15	20	.429
14. Missouri	3	15	.167	9	23	.281

Tournament Champion: Kentucky
NCAA: Arkansas, Georgia, Kentucky, LSU, Ole Miss
NIT: Alabama, Texas A&M, Vanderbilt

NATIONAL STATISTICAL CHAMPIONS

TEAM

SCORING OFFENSE

1952 Kentucky . . . . . 82.3 avg (2,635/32 games)

SCORING DEFENSE

1965 Tennessee . . . . . 55.6 avg (1,391/25 games)
1967 Tennessee . . . . . 54.0 avg (1,511/28 games)

REBOUNDING

1959 Mississippi State. . 58.9 avg (1,012/25 games)

WON-LOST PERCENTAGE

1994 Arkansas . . . . . 91.2 pct (31-3)
2003 Kentucky . . . . . 88.9 pct (32-4)
2012 Kentucky . . . . . 95.0 pct (38-2)
2015 Kentucky . . . . . 97.4 pct (38-1)

SCORING MARGIN

1949 Kentucky . . . . . 24.3 avg (68.2 off, 43.9 def)
1951 Kentucky . . . . . 22.2 avg (74.7 off, 52.5 def)
1952 Kentucky . . . . . 26.9 avg (82.3 off, 55.4 def)
1954 Kentucky . . . . . 27.2 avg (87.5 off, 60.3 def)
1957 Kentucky . . . . . 14.8 avg (84.2 off, 69.4 def)
1994 Arkansas . . . . . 17.9 avg (93.4 off, 75.6 def)
1995 Kentucky . . . . . 18.4 avg (87.4 off, 69.0 def)
1996 Kentucky . . . . . 22.1 avg (91.4 off, 69.4 def)
2007 Florida . . . . . 17.2 avg (79.8 off, 62.6 def)
2012 Kentucky . . . . . 16.8 avg (77.4 off, 60.6 def)
2015 Kentucky . . . . . 20.1 avg (74.4 off, 54.3 def)

FIELD GOAL PERCENTAGE

1959 Auburn . . . . . 48.8 pct (593-1,216)
1960 Auburn . . . . . 52.1 pct (532-1,022)
1977 Arkansas . . . . . 54.5 pct (849-1,558)
1978 Arkansas . . . . . 54.6 pct (1,060-1,943)
1983 Kentucky . . . . . 55.6 pct (869-1,564)
1994 Auburn . . . . . 50.6 pct (854-1689)
2007 Florida . . . . . 52.6 pct (1125-2138)

FG PERCENTAGE DEFENSE

1995 Alabama . . . . . 37.6 pct (771-2,048)
2012 Kentucky . . . . . 37.4 pct (889-2,379)
2015 Kentucky . . . . . 35.4 pct (750-2,116)

3-POINT FG MADE PER GAME

1990 Kentucky . . . . . #10.04 avg (281/28 games)
1998 Florida . . . . . 9.8 avg (285/29 games)
2012 Florida . . . . . 9.6 avg (357/37 games)

FREE THROW PERCENTAGE

1960 Auburn . . . . . 77.2 pct (424-549)
1961 Tulane. . . . . 76.0 pct (459-604)
1963 Tulane. . . . . 79.3 pct (390-492)
1966 Auburn . . . . . 79.2 pct (476-601)
1968 Vanderbilt . . . . . 77.0 pct (527-684)
1971 Tennessee . . . . . 79.2 pct (538-679)
1974 Vanderbilt . . . . . 80.2 pct (477-595)
1975 Vanderbilt . . . . . 76.6 pct (530-692)
1987 Alabama . . . . . 78.7 pct (521-662)

STEALS

1989 Arkansas . . . . . 11.6 avg (372/32 games)

BLOCKS

2012 Kentucky . . . . . 8.6 avg (344/40 games)

 # NCAA Record

INDIVIDUAL

SCORING AVERAGE

1957 Grady Wallace, South Carolina . . . . . 31.2 avg (906/29 games)
1968 Pete Maravich, LSU . . . . . 43.8 avg (1,138/26 games)
1969 Pete Maravich, LSU . . . . . 44.2 avg (1,148/26 games)
1970 Pete Maravich, LSU . . . . . #44.5 avg (1,381/31 games)
1971 Johnny Neumann, Ole Miss . . . . . 40.1 avg (923/23 games)
1981 Zam Fredrick, South Carolina. . . . . 28.9 avg (781/27 games)

REBOUND AVERAGE

1968 Neal Walk, Florida. . . . . 19.8 avg (494/25 games)
1991 Shaquille O'Neal, LSU . . . . . 14.7 avg (411/28 games)

FIELD GOAL PERCENTAGE

1957 Bailey Howell, Mississippi State . . . . . 56.8 pct (217-382)
1975 Bernard King, Tennessee . . . . . 62.2 pct (273-439)
1989 Dwayne Davis, Florida . . . . . 72.2 pct (179-248)
1991 Oliver Miller, Arkansas. . . . . 70.4 pct (254-361)

FREE THROW PERCENTAGE

1960 Jack Waters, Ole Miss . . . . . 87.3 pct (103-118)
1962 Tommy Boyer, Arkansas. . . . . 93.3 pct (125-134)
1963 Tommy Boyer, Arkansas. . . . . 91.3 pct (147-161)
1969 Bill Justus, Tennessee . . . . . 90.5 pct (133-147)
1974 Rickey Medlock, Arkansas. . . . . 91.6 pct (87-95)
2011 Chris Warren, Ole Miss . . . . . 92.8 pct (168-181)

3-POINT FIELD GOALS

2012 John Jenkins, Vanderbilt. . . . . 3.83 avg (134/35 games)

BLOCKED SHOTS

1992 Shaquille O'Neal, LSU . . . . . 5.2 avg (157/30 games)
2008 Jarvis Varnado, Ole Miss . . . . . 4.6 avg (157/34 games)
2009 Jarvis Varnado, Ole Miss . . . . . 4.7 avg (170/36 games)
2012 Anthony Davis, Kentucky . . . . . 4.7 avg (186/40 games)
2015 Jordan Mickey, LSU . . . . . 3.7 avg (113/31 games)

DOUBLE-DOUBLES

2014 Julius Randle, Kentucky . . . . . 24 (40 games)



Florida's Neal Walk led the nation with 19.8 rebounds per game in 1968

ANNUAL TEAM STATISTICAL LEADERS

(All available records used to determine listings)

SCORING OFFENSE

YEAR	TEAM	G	PTS.	AVG.
1961	Mississippi State	25	1925	77.0
1962	Kentucky	26	2141	82.3
1963	Kentucky	25	1893	75.7
1964	Kentucky	27	2326	86.1
1965	Kentucky	25	2109	84.4
1966	Kentucky	29	2519	86.9
1967	Kentucky	26	2151	82.7
1968	Kentucky	27	2400	88.9
1969	Kentucky	28	2542	90.8
1970	Kentucky	28	2709	96.8
1971	Kentucky	28	2670	95.4
1972	Alabama	26	2278	87.6
1973	Kentucky	28	2341	83.6
1974	LSU	26	2129	81.9
1975	Kentucky	31	2858	92.2
1976	LSU	26	2146	82.5
1977	Tennessee	28	2399	85.7
1978	Kentucky	32	2693	84.2
1979	LSU	29	2401	82.8
1980	Vanderbilt	26	2063	79.3
1981	LSU	36	2851	79.2
1982	Alabama	31	2375	76.6
1983	Alabama	32	2387	74.6
1984	LSU	29	2160	74.5
1985	Georgia	31	2378	76.7
1986	Georgia	30	2336	77.9
1987	Florida	28	2864	84.2
1988	Vanderbilt	31	2441	78.7
1989	LSU	32	2966	92.7
1990	LSU	32	2921	91.3
1991	LSU	30	2713	90.4
1992	Arkansas	34	3053	89.8
1993	Kentucky	34	2975	87.5
1994	Arkansas	34	3176	93.4
1995	Arkansas	39	3416	87.6
1996	Kentucky	36	3292	91.4
1997	Kentucky	40	3325	83.1
1998	Arkansas	33	2716	82.3
1999	Auburn	33	2680	81.2
2000	Florida	37	3102	83.8
2001	Florida	31	2509	80.9
2002	Florida	31	2495	80.5
2003	Georgia	27	2138	79.2
2004	Mississippi State	30	2318	77.3
2005	Florida	32	2438	76.2
2006	Tennessee	30	2413	80.4
2007	Tennessee	35	2831	80.9
2008	Tennessee	36	2946	81.8
2009	Tennessee	34	2665	78.4
2010	Kentucky	38	3012	79.3
2011	Vanderbilt	34	2581	75.9
2012	Kentucky	40	3095	77.4
2013	Ole Miss	36	2779	77.2
2014	Arkansas	34	2723	80.1
2015	Arkansas	36	2787	77.4

SCORING DEFENSE

YEAR	TEAM	G	PTS.	AVG.
1961	Auburn	22	1278	58.1
1962	Auburn	24	1254	52.3
1963	Auburn	22	1312	59.6
1964	Tennessee	24	1399	58.3
1965	Tennessee	25	1391	55.7
1966	Tennessee	26	1499	57.7
1967	Tennessee	28	1511	54.0
1968	Tennessee	26	1548	59.5
1969	Tennessee	28	1651	59.0
1970	Tennessee	25	1608	64.3
1971	Tennessee	28	1908	68.1
1972	Tennessee	25	1610	64.4
1973	Ole Miss	26	1745	67.1
1974	Tennessee	26	1736	66.8
1975	Alabama	27	1994	73.9
1976	Alabama	28	1933	69.0
1977	Kentucky	30	2070	69.1
1978	Mississippi State	27	1813	67.1
1979	Vanderbilt	27	1849	68.5
1980	Georgia	27	1774	65.7
1981	Ole Miss	30	1842	61.4
1982	Ole Miss	30	1692	56.4
1983	Kentucky	31	1937	62.5
1984	Kentucky	34	1975	58.1
1985	Alabama	33	1982	60.1
1986	Kentucky	36	2204	61.2
1987	Mississippi State	28	1834	65.5
1988	Mississippi State	29	1885	65.0
1989	Alabama	31	2167	69.9
1990	Alabama	35	2151	61.5
1991	Vanderbilt	30	2116	70.5
1992	Florida	33	2189	66.3
1993	Kentucky	34	2374	69.8
1994	Florida	37	2514	67.9
1995	Tennessee	27	1711	63.4
1996	Tennessee	29	1827	63.0
1997	Tennessee	27	1663	61.6
1998	LSU	27	1765	65.4
1999	Auburn	33	2033	61.6
2000	LSU	34	2132	62.7
2001	Ole Miss	35	2262	64.6
2002	South Carolina	37	2279	61.6
2003	Mississippi State	31	1852	59.7
2004	South Carolina	34	2130	62.6
2005	Kentucky	34	2127	62.6
2006	South Carolina	38	2379	62.6
2007	Florida	40	2504	62.6
2008	Mississippi State	34	2228	65.5
2009	Auburn	36	2354	65.4
2010	Alabama	32	2073	64.8
2011	Alabama	37	2198	59.4
2012	Alabama	33	1918	58.1
2013	Florida	37	2012	54.4
2014	Florida	39	2253	57.8
2015	Kentucky	39	2118	54.3

SCORING MARGIN

YEAR	TEAM	PTS.	OPP.	DIFF
1969	Kentucky	92.2	78.5	13.7
1970	Kentucky	96.8	80.5	16.3
1971	Kentucky	95.4	84.8	10.6
1972	Kentucky	82.5	74.8	7.7
1973	Kentucky	83.6	74.9	8.7
1974	Alabama	81.7	69.8	10.9
1975	Kentucky	92.2	78.5	13.7
1976	Alabama	78.6	69.0	9.6
1977	Kentucky	83.6	69.1	14.5
1978	Kentucky	84.2	69.8	13.4
1979	LSU	82.8	74.8	8.0
1980	Kentucky	76.7	66.4	10.3
1981	LSU	79.2	68.0	11.2
1982	Kentucky	73.3	66.4	6.9
1983	Georgia	74.4	64.7	9.7
1984	Kentucky	68.2	58.1	10.1
1985	Georgia	76.7	66.8	9.9
1986	Kentucky	74.1	61.2	12.9
1987	Florida	84.2	71.9	12.3
1988	Kentucky	77.0	68.9	8.1
1989	Tennessee	84.0	77.8	6.2
1990	Alabama	71.7	61.5	10.2
1991	Georgia	81.7	71.4	10.3
1992	Arkansas	89.8	76.9	12.9
1993	Kentucky	87.5	69.8	17.7
1994	Arkansas	93.4	75.6	17.9
1995	Kentucky	87.4	69.0	18.4
1996	Kentucky	91.4	69.4	22.1
1997	Kentucky	83.1	62.8	20.3
1998	Kentucky	80.1	67.0	13.1
1999	Auburn	81.2	61.6	19.6
2000	Florida	83.8	68.9	15.0
2001	Florida	80.9	67.1	13.8
2002	Florida	80.5	66.6	13.9
2003	Kentucky	77.3	64.1	13.1
2004	Mississippi State	77.3	66.6	10.7
2005	Florida	76.2	63.1	13.1
2006	Florida	78.3	63.5	14.7
2007	Florida	79.8	62.6	17.2
2008	Tennessee	81.8	70.0	11.9
2009	Florida	77.1	67.4	9.6
2010	Kentucky	79.3	64.9	14.3
2011	Kentucky	74.9	63.5	11.4
2012	Kentucky	77.4	60.6	16.8
2013	Florida	71.4	54.4	17.0
2014	Florida	69.9	57.8	12.2
2015	Kentucky	74.4	54.3	20.1

FIELD GOAL PERCENTAGE

YEAR	TEAM	FGM	FGA	PCT.
1961	Auburn	500	1018	49.1
1962	Auburn	542	1190	45.6
1963	Auburn	597	1187	50.2
1964	Auburn	600	1271	47.2
1965	Florida	658	1386	47.5
1966	Kentucky	887	1805	49.1
1967	Vanderbilt	834	1654	50.4
1968	Auburn	649	1370	47.3
1969	Auburn	734	1461	50.2
1970	Kentucky	1099	2205	49.8
1971	LSU	897	1732	51.7
1972	Georgia	834	1665	50.1
1973	Tennessee	701	1392	50.4
1974	Kentucky	845	1699	49.7
1975	Tennessee	927	1756	52.8
1976	Tennessee	878	1722	51.0
1977	Tennessee	984	1839	53.5
1978	Kentucky	1040	1922	54.1
1979	Georgia	874	1675	52.2
1980	Ole Miss	782	1519	51.5
1981	Tennessee	823	1590	51.8
1982	Ole Miss	696	1281	54.3
1983	Kentucky	869	1564	55.6
1984	Auburn	908	1752	51.8
1985	Georgia	977	1890	51.6
1986	Alabama	998	1851	53.9

1987	Alabama	976	1900	51.4
1988	Vanderbilt	907	1826	49.7
1989	Florida	950	1890	50.3
1990	LSU	1116	2194	50.9
1991	LSU	1010	2040	49.5
1992	Auburn	877	1715	51.1
1993	Auburn	815	1627	43.8
1994	Auburn	854	1689	50.6
1995	Auburn	784	1662	47.2
1996	Kentucky	1198	2461	48.7
1997	Kentucky	1238	2631	47.1
1998	Kentucky	1161	2409	48.2
1999	Kentucky	1034	2163	47.8
2000	LSU	915	1880	48.7
2001	Kentucky	988	2051	48.2
2002	Mississippi State	943	1965	48.0
2003	Kentucky	1026	2102	48.8
2004	Florida	829	1719	48.2
2005	Alabama	819	1694	48.3
2006	Florida	1061	2120	50.0
2007	Florida	1125	2138	52.6
2008	Florida	1029	2108	48.8
2009	Kentucky	933	1940	48.1
2010	Kentucky	1066	2228	47.8
2011	Florida	968	2083	46.5
2012	Kentucky	1096	2248	48.8
2013	Florida	960	2010	47.8
2014	Florida	945	2056	46.0
2015	Vanderbilt	838	1775	47.2

FIELD GOAL PERCENTAGE DEFENSE

YEAR	TEAM	FGM	FGA	PCT.
1969	Florida	706	1747	40.4
1970	Vanderbilt	832	1950	42.7
1971	LSU	874	1985	44.0
1972	Ole Miss	764	1784	42.8
1973	Ole Miss	741	1810	40.9
1974	Alabama	742	1773	41.8
1975	Auburn	829	1946	42.6
1976	Alabama	780	1783	43.7
1977	Mississippi State	782	1776	44.0
1978	Georgia	743	1692	43.9
1979	LSU	820	1812	45.3
1980	Kentucky	880	1971	44.7
1981	Kentucky	651	1494	43.6
1982	Kentucky	786	1681	46.8
1983	Kentucky	776	1788	43.4
1984	Kentucky	796	1894	42.0
1985	Alabama	778	1816	42.8
1986	Alabama	916	1982	46.2
1987	LSU	971	2240	43.3
1988	Florida	915	2121	43.1
1989	Florida	973	2199	44.2
1990	Alabama	784	1952	40.2
1991	LSU	903	2129	42.4
1992	South Carolina	678	1663	40.8
1993	Kentucky	807	1917	42.1
1994	Mississippi State	709	1812	39.1
1995	Alabama	771	2048	37.6
1996	Mississippi State	803	2084	38.5
1997	Tennessee	557	1437	38.8
1998	Kentucky	892	2324	38.4
1999	Kentucky	823	2162	38.1
2000	LSU	781	2046	38.2
2001	Arkansas	712	1763	40.4
2002	Auburn	653	1624	40.2
2003	Mississippi State	670	1672	40.1
2004	South Carolina	752	1907	39.4
2005	Alabama	770	1900	40.5
2006	Florida	902	2263	39.9
2007	Mississippi State	856	2125	40.3
2008	Mississippi State	790	2137	37.0
2009	Kentucky	822	2114	38.9
2010	Kentucky	875	2314	37.8
2011	Alabama	758	1965	38.6
2012	Kentucky	889	2379	37.4
2013	Florida	725	1897	38.2
2014	Texas A&M	724	1810	40.0
2015	Kentucky	750	2116	35.4

THREE-PT FIELD GOAL PERCENTAGE

YEAR	TEAM	MADE	ATT.	PCT.
1987	Alabama	168	379	44.3
1988	Vanderbilt	200	464	43.1
1989	Alabama	133	318	41.8
1990	Georgia	165	397	41.6
1991	Vanderbilt	231	565	40.9
1992	Auburn	182	403	45.2
1993	Vanderbilt	262	636	41.2
1994	Vanderbilt	232	595	39.0
1995	Arkansas	361	917	39.4
1996	Kentucky	266	670	39.7
1997	Florida	254	680	37.4
1998	Florida	285	712	40.0
1999	Florida	289	762	37.9
2000	Vanderbilt	222	607	36.6
2001	Florida	256	668	38.3
2002	Ole Miss	235	618	38.0
2003	Florida	287	735	39.0
2004	Alabama	233	616	37.8
2005	Alabama	249	632	39.4
2006	Florida	289	738	39.2
2007	Florida	297	727	40.9
2008	Vanderbilt	303	760	39.9
2009	LSU	213	572	37.2
2010	Vanderbilt	203	552	36.8
2011	Kentucky	281	707	39.7
2012	Vanderbilt	307	792	38.8
2013	Florida	300	794	37.8
2014	South Carolina	195	516	37.8
2015	Vanderbilt	255	651	39.2

THREE-PT FIELD GOAL PERCENTAGE DEFENSE

YEAR	TEAM	MADE	ATT.	PCT.
1987	Ole Miss	59	206	28.6
1988	Mississippi State	89	283	31.4
1989	Georgia	114	328	34.8
1990	Georgia	140	430	32.6
1991	Alabama	181	563	32.1
1992	Kentucky	125	415	30.1
1993	Alabama	150	465	32.3
1994	Arkansas	217	732	29.6
1995	Alabama	195	658	29.6
1996	Ole Miss	126	439	28.7
1997	Georgia	191	622	30.7
1998	Ole Miss	147	490	30.0
1999	Mississippi State	184	608	30.3
2000	LSU	233	745	31.3
2001	Ole Miss	146	494	29.6
2002	South Carolina	173	599	28.9
2003	Mississippi State	192	587	32.7
2004	South Carolina	201	689	29.2
2005	Arkansas	162	524	30.9
2006	Florida	232	730	31.8
2007	Florida	206	722	28.5
2008	Tennessee	229	735	31.2
2009	Alabama	219	701	31.2
2010	Tennessee	230	774	29.7
2011	Kentucky	281	707	39.7
2012	Alabama	164	568	28.9
2013	Alabama	184	597	30.8
2014	Texas A&M	191	664	28.8
2015	Kentucky	175	646	27.1

THREE-PT FIELD GOALS PER GAME

YEAR	TEAM	G	MADE	AVG.
1987	Florida	34	196	5.8
1988	Vanderbilt	31	200	6.5
1989	Tennessee	30	217	7.2
1990	Kentucky	28	281	10.0
1991	Kentucky	28	242	8.6
1992	Kentucky	36	317	8.8
1993	Kentucky	34	340	10.0
1994	Kentucky	34	301	8.9
1995	Arkansas	39	361	9.3
1996	Auburn	32	287	9.0
1997	Arkansas	32	274	8.6
1998	Florida	29	285	9.8
1999	Florida	31	289	9.3
2000	Arkansas	34	292	8.6
2001	Arkansas	31	273	8.8
2002	Vanderbilt	32	282	8.8
2003	Florida	33	287	8.7
2004	Florida	31	249	8.0
2005	Vanderbilt	34	322	9.5
2006	Tennessee	30	264	8.8
2007	Tennessee	35	327	9.3
2008	Vanderbilt	34	303	8.9
2009	Mississippi State	36	296	8.2
2010	Mississippi State	36	329	9.1
2011	Mississippi State	31	246	7.9
2012	Florida	37	357	9.6
2013	Florida	37	300	8.1
2014	Ole Miss	33	258	7.8
2015	Vanderbilt	35	255	7.3

Auburn led the SEC in rebounding five-straight seasons during Sonny Smith's tenure.

FREE THROW PERCENTAGE

YEAR	TEAM	FTM	FTA	PCT.
1961	Tulane	459	604	75.9
1962	Kentucky	476	634	75.1
1963	Tulane	390	492	79.3
1964	Kentucky	434	573	75.7
1965	Kentucky	517	675	76.6
1966	Auburn	476	601	79.2
1967	Kentucky	429	559	76.7
1968	Vanderbilt	527	684	77.0
1969	Tennessee	346	452	76.5
1970	Kentucky	511	686	74.5
1971	Tennessee	538	679	79.2
1972	Tennessee	450	594	75.8
1973	Tennessee	281	373	75.3
1974	Vanderbilt	477	595	80.2
1975	Vanderbilt	530	692	76.6
1976	Vanderbilt	480	628	76.4
1977	Tennessee	431	582	74.1
1978	Kentucky	613	807	76.0
1979	Kentucky	666	858	77.6
1980	Kentucky	609	802	75.9
1981	Tennessee	424	561	75.6
1982	Kentucky	545	727	75.0
1983	Ole Miss	530	710	74.6
1984	Alabama	466	632	73.7
1985	Tennessee	647	851	76.0
1986	Alabama	497	654	76.0
1987	Alabama	521	662	78.7
1988	Auburn	406	527	77.0
1989	LSU	557	723	77.0
1990	Vanderbilt	738	951	77.6
1991	Vanderbilt	485	641	75.7
1992	Arkansas	604	815	74.1
1993	Tennessee	467	634	73.7
1994	Vanderbilt	557	792	75.1
1995	Kentucky	576	801	71.9
1996	Kentucky	630	883	71.3
1997	Alabama	421	576	73.1
1998	Vanderbilt	495	701	70.6
1999	Alabama	446	626	71.2
2000	Vanderbilt	457	624	73.2
2001	Florida	555	761	72.9
2002	Ole Miss	507	687	73.8
2003	Ole Miss	393	541	72.6
2004	Florida	462	616	75.0
2005	Alabama	539	732	73.6
2006	Florida	641	862	74.4
2007	Vanderbilt	469	643	72.9
2008	LSU	386	521	74.1
2009	Kentucky	601	777	77.3
2010	Vanderbilt	616	854	72.1
2011	Ole Miss	517	684	75.6
2012	Kentucky	678	938	72.3
2013	Missouri	525	706	74.4
2014	Missouri	703	948	74.2
2015	Ole Miss	559	723	77.3

TURNOVER MARGIN

YEAR	TEAM	TOS	OPP.	DIFF
1984	Ole Miss	14.3	17.2	2.9
1985	Georgia	14.1	19.0	4.9
1986	Florida	10.4	14.6	4.2
1987	Florida	12.4	17.2	4.8
1988	Kentucky	12.5	16.0	3.5
1989	Ole Miss	13.5	17.3	3.8
1990	Kentucky	14.4	21.2	6.8
1991	Georgia	14.4	20.1	5.7
1992	Kentucky	15.1	19.7	4.6
1993	Arkansas	14.5	21.9	7.4
1994	Arkansas	15.9	21.3	5.4
1995	Kentucky	14.8	20.9	6.1
1996	Kentucky	15.4	22.2	6.8
1997	Kentucky	14.7	22.1	7.3
1998	Arkansas	16.5	22.4	5.8
1999	Auburn	12.9	19.9	7.0
2000	Arkansas	14.5	21.1	6.6
2001	Arkansas	14.5	21.5	7.0
2002	Arkansas	14.2	19.7	5.5
2003	South Carolina	13.3	16.1	2.8
2004	South Carolina	13.2	16.4	3.2
2005	Kentucky	13.1	17.5	4.4
2006	Tennessee	12.5	17.1	4.6
2007	Tennessee	14.2	18.3	4.1
2008	Tennessee	13.2	18.3	5.1
2009	South Carolina	13.6	19.5	5.9
2010	South Carolina	12.3	16.4	4.1
2011	Alabama	13.9	15.7	1.8
2012	Arkansas	13.0	16.2	3.3
2013	Arkansas	11.6	17.5	5.9
2014	Arkansas	11.5	17.0	5.5
2015	Arkansas	11.9	15.8	3.8

REBOUNDS

YEAR	TEAM	G	REB	AVG.
1961	Vanderbilt	23	1214	52.8
1962	Kentucky	24	1330	55.4
1963	Vanderbilt	23	1191	51.7
1964	Vanderbilt	25	1466	58.6
1965	Tennessee	25	1191	48.2
1966	Florida	26	1342	51.6
1967	Florida	25	1275	51.0
1968	Florida	25	1319	52.8
1969	Tennessee	24	1421	59.2
1970	LSU	32	1691	52.8
1971	Kentucky	28	1340	47.9
1972	Alabama	26	1319	50.7
1973	Alabama	30	1526	50.9
1974	Alabama	26	1296	49.8
1975	Auburn	26	1292	49.7
1976	Ole Miss	27	1236	45.8
1977	Mississippi State	27	1240	45.9
1978	LSU	27	1247	46.2
1979	LSU	29	1226	42.3
1980	Mississippi State	27	1134	42.0
1981	Alabama	29	1095	37.8
1982	Alabama	31	1155	37.3
1983	LSU	32	1190	37.2
1984	LSU	29	1084	37.4
1985	Auburn	28	843	30.1
1986	Auburn	33	1156	35.0
1987	Auburn	31	1228	39.6
1988	Auburn	30	1203	40.1
1989	Auburn	28	1138	40.6
1990	LSU	32	1467	45.8
1991	LSU	30	1316	43.9
1992	LSU	31	1308	42.2
1993	Kentucky	34	1364	40.1
1994	Arkansas	34	1416	41.6
1995	Alabama	33	1385	42.0
1996	Kentucky	26	1500	41.7
1997	Alabama	31	1224	39.5
1998	Kentucky	39	1641	42.1
1999	Auburn	33	1452	44.0
2000	LSU	34	1373	40.4
2001	Alabama	36	1518	42.2
2002	Kentucky	32	1283	40.1
2003	Arkansas	28	1063	38.0
2004	Mississippi State	30	1231	41.0
2005	Mississippi State	34	1389	40.9
2006	LSU	36	1447	40.2
2007	Mississippi State	35	1364	39.0
2008	Mississippi State	34	1385	40.7
2009	Alabama	32	1264	39.5
2010	Kentucky	38	1584	41.7
2011	South Carolina	30	1144	38.1
2012	Kentucky	40	1556	38.9
2013	Missouri	34	1386	40.8
2014	Kentucky	40	1608	40.2
2015	LSU	33	1294	39.2

REBOUND DEFENSE

YEAR	TEAM	G	REB	AVG.
1969	Tennessee	24	763	31.8
1970	Georgia	25	969	38.8
1971	Tennessee	28	1003	35.8
1972	Tennessee	25	918	36.7
1973	Tennessee	24	872	36.3
1974	Kentucky	26	990	38.1
1975	Tennessee	26	908	34.9
1976	Kentucky	30	1098	36.6
1977	Tennessee	28	981	35.0
1978	Kentucky	32	1000	31.3
1979	Tennessee	33	1033	31.3
1980	Ole Miss	30	877	29.2
1981	Ole Miss	30	853	28.4
1982	Ole Miss	30	705	23.5
1983	Ole Miss	31	921	29.7
1984	Mississippi State	28	786	28.1
1985	Mississippi State	28	843	30.1
1986	Kentucky	36	1031	28.6
1987	Georgia	30	945	31.5
1988	Alabama	31	946	30.5
1989	Alabama	31	994	32.1
1990	Alabama	35	1132	32.3
1991	Vanderbilt	30	955	31.8
1992	South Carolina	28	983	35.1
1993	Auburn	27	922	34.1
1994	Florida	37	1246	33.7
1995	Florida	30	975	32.5
1996	Mississippi State	34	1110	32.6
1997	Ole Miss	29	920	31.7
1998	LSU	27	886	32.8
1999	Kentucky	37	1245	33.6
2000	LSU	34	1100	32.4
2001	Mississippi State	31	1031	33.3
2002	Ole Miss	31	955	30.8
2003	Ole Miss	29	882	30.4
2004	Kentucky	32	1005	31.4
2005	Ole Miss	31	961	31.0
2006	South Carolina	38	1211	31.9
2007	Florida	40	1164	29.1
2008	Florida	36	1144	31.8
2009	Kentucky	36	1151	32.0
2010	Georgia	31	980	31.6
2011	Florida	37	1180	31.9
2012	Kentucky	40	1286	32.2
2013	Florida	37	1117	30.2
2014	Tennessee	37	1109	30.0
2015	Tennessee	32	996	31.1

REBOUND MARGIN

YEAR	TEAM	REB	OPP.	MAR.
1969	Florida	50.3	40.5	9.8
1970	Kentucky	49.6	40.5	9.1
1971	Vanderbilt	43.7	39.4	4.3
1972	Alabama	50.7	45.5	5.2
1973	Alabama	50.9	39.2	11.6
1974	Alabama	49.8	40.3	9.5
1975	Auburn	49.7	42.7	7.0
1976	Auburn	44.5	37.5	7.0
1977	Auburn	42.7	36.5	6.2
1978	LSU	46.2	37.5	8.7
1979	LSU	42.3	34.1	7.6
1980	Kentucky	36.1	30.1	6.0
1981	Mississippi State	37.3	32.4	4.9
1982	Alabama	37.3	29.5	7.8
1983	LSU	37.2	33.7	3.5
1984	Auburn	36.9	28.5	8.4
1985	Auburn	38.3	31.2	7.1
1986	Kentucky	33.1	28.6	4.5
1987	Auburn	39.6	32.0	7.6
1988	Auburn	40.1	32.6	7.5
1989	Alabama	38.4	32.1	6.3
1990	LSU	45.8	38.1	7.7
1991	LSU	43.9	38.7	5.2
1992	LSU	42.2	37.7	4.5
1993	Kentucky	40.1	34.1	6.0
1994	Florida	39.9	33.7	6.3
1995	Florida	38.9	32.5	6.4
1996	Mississippi State	39.0	32.6	6.3
1997	Kentucky	39.4	34.2	5.2
1998	Kentucky	42.1	33.9	8.2
1999	Auburn	44.0	34.8	9.2
2000	LSU	40.4	32.4	8.0
2001	Mississippi State	41.2	33.3	7.9
2002	Mississippi State	38.8	32.4	6.5
2003	Mississippi State	37.0	30.9	6.2
2004	Mississippi State	41.0	33.1	8.0
2005	Mississippi State	40.9	32.4	8.5
2006	LSU	40.2	32.4	7.8
2007	Florida	37.6	29.1	8.5
2008	Ole Miss	40.6	35.0	5.6
2009	LSU	39.0	33.9	5.1
2010	Kentucky	41.7	33.6	8.1
2011	Florida	37.4	31.9	5.5
2012	Kentucky	38.9	32.2	6.8
2013	Missouri	40.8	32.1	8.6
2014	Kentucky	40.2	30.8	9.4
2015	Kentucky	38.0	31.2	6.8

STEALS

YEAR	TEAM	G	NO.	AVG.
1984	LSU	29	275	9.5
1985	Georgia	31	289	9.3
1986	LSU	38	306	8.1
1987	LSU	39	358	9.2
1988	Georgia	36	338	9.4
1989	Tennessee	30	292	9.7
1990	Kentucky	28	307	11.0
1991	Georgia	30	342	11.4
1992	Arkansas	34	358	10.5
1993	Arkansas	31	352	11.4
1994	Kentucky	34	394	11.6
1995	Arkansas	39	445	11.4
1996	Kentucky	36	435	12.1
1997	Kentucky	40	480	12.0
1998	Arkansas	33	356	10.8
1999	Florida	31	311	10.0
2000	Arkansas	34	379	11.2
2001	Arkansas	31	365	11.8
2002	Arkansas	29	306	10.6
2003	Mississippi State	31	268	8.7
2004	Mississippi State	30	280	9.3
2005	Kentucky	34	311	9.1
2006	Tennessee	30	301	10.0
2007	Tennessee	35	336	9.6
2008	Tennessee	36	334	9.3
2009	South Carolina	31	284	9.2
2010	South Carolina	31	269	8.7
2011	Alabama	37	351	9.5
2012	Arkansas	32	265	8.3
2013	Arkansas	32	295	9.2
2014	Arkansas	34	287	8.4
2015	Tennessee	32	247	7.7



Clint McDaniel set the Arkansas single-season record for steals with 102 in 1994-95. The Razorbacks led the league in steals with an average of 11.4 thefts per game.

BLOCKS

YEAR	TEAM	G	NO.	AVG.
1984	Kentucky	34	158	4.6
1985	Alabama	33	143	4.3
1986	Alabama	33	137	4.2
1987	Florida	34	142	4.2
1988	Florida	35	162	4.6
1989	Tennessee	30	133	4.4
1990	LSU	32	225	7.0
1991	LSU	30	198	6.6
1992	LSU	31	206	6.6
1993	Kentucky	34	160	4.7
	South Carolina	27	126	4.7
1994	Ole Miss	27	159	5.9
1995	Alabama	33	201	6.0
1996	Alabama	32	196	6.1
1997	Kentucky	40	203	5.1
1998	Kentucky	39	240	6.2
1999	Tennessee	30	190	6.3
2000	Tennessee	33	192	5.8
2001	Tennessee	33	191	5.8
2002	Auburn	28	151	5.4
2003	Auburn	34	178	5.2
2004	South Carolina	34	178	5.2
2005	Arkansas	30	156	5.2
2006	LSU	36	236	6.6
2007	Mississippi State	35	222	6.3
2008	Mississippi State	34	267	7.9
2009	Mississippi State	36	271	7.5
2010	Mississippi State	36	271	7.5
2011	Kentucky	38	239	6.3
2012	Kentucky	40	344	8.6
2013	Kentucky	33	217	6.6
2014	Kentucky	40	236	5.9
2015	Kentucky	33	204	6.2

Two-time All-America Reggie King helped lead Alabama to the SEC championship as a freshman in 1976.

ANNUAL INDIVIDUAL STATISTICAL LEADERS

(All available records used to determine listings)

SCORING

YEAR	PLAYER & SCHOOL	CL.	G	PTS.	AVG.
1933	Sparky Wade, LS	SO	20	193	9.7
1934	Sparky Wade, LS	JR	17	211	12.4
1935	Leroy Edwards, UK	SO	16	325	20.3
1936	Arnold Bryan, LS	JR	15	209	13.9
1937	Arnold Bryan, LS	SR	20	287	14.4
1938	Bonnie Graham, UM	SR	32	575	18.0
1939	Charles Bozeman, LS	SO	15	178	11.9
1940	Burnell Egger, UM	SR	19	261	13.7
1941	Shag Hawkins, AU	JR	19	291	15.3
1942	Frank Manci, AU	SR	18	237	13.2
1943	Bob Duffy, TUL	SR	12	199	16.6
1944	Alex Athas, TUL	SO	20	282	14.1
1945	Dick Collier, GT	SO	14	173	10.2
1946	Jim Nolan, GT	FR	20	291	14.6
1947	Jim Homer, UA	SR	22	327	14.9
1948	Billy Joe Adcock, VU	SO	22	379	17.2
1949	Alex Groza, UK	SR	26	510	19.6
1950	Bill Spivey, UK	SO	30	578	19.3
1951	Bill Spivey, UK	JR	34	635	18.7
1952	Bob Pettit, LS	SO	24	612	25.5
1953	Bob Pettit, LS	JR	23	573	24.9
1954	Bob Pettit, LS	SR	25	785	31.4
1955	Denver Brackeen, UM	SR	22	599	27.2
1956	Jerry Harper, UA	SR	24	557	23.2
1957	Joe Gibbon, UM	SR	21	631	30.0
1958	Bailey Howell, MS	JR	25	695	27.8
1959	Bailey Howell, MS	SR	27	688	25.5
1960	Roger Kaiser, GT	JR	28	638	22.8
1961	Roger Kaiser, GT	SR	26	608	23.4
1962	Cotton Nash, UK	SO	24	571	23.8
1963	Jim Kerwin, TUL	SR	20	460	23.0
1964	Cotton Nash, UK	SR	27	648	24.0
1965	Clyde Lee, VU	JR	28	631	22.5
1966	Lee DeFore, AU	SR	26	615	23.7
1967	Ron Widby, UT	SR	28	619	22.1
1968	Pete Maravich, LS	SO	26	1138	43.8
1969	Pete Maravich, LS	JR	26	1148	44.2
1970	Pete Maravich, LS	SR	32	1381	n44.5
1971	Johnny Neumann, UM	SO	23	923	40.1
1972	Tony Miller, UF	JR	19	507	26.7
1973	Wendell Hudson, UA	SR	30	620	20.7
1974	Kevin Grevey, UK	JR	25	547	21.9
1975	Bernard King, UT	FR	25	661	26.4
1976	Ernie Grunfeld, UT	JR	27	683	25.3
1977	Bernard King, UT	JR	26	672	25.8
1978	Mike Mitchell, AU	SR	27	671	24.9
1979	John Stroud, UM	JR	27	709	26.3
1980	John Stroud, UM	SR	30	755	25.2
1981	Dominique Wilkins, UG	SO	31	732	23.6
1982	Ronnie Williams, UF	SO	27	575	21.3
1983	Jeff Malone, MS	SR	29	777	26.8
1984	Vern Fleming, UG	SR	30	594	19.8
1985	Kenny Walker, UK	JR	31	710	22.9
1986	Tony White, UT	JR	28	622	22.2
1987	Tony White, UT	SR	29	711	24.5
1988	Dyron Nix, UT	JR	29	644	22.2
1989	Chris Jackson, LS	FR	32	965	30.2
1990	Chris Jackson, LS	SO	32	889	27.8
1991	Shaquille O'Neal, LS	SO	28	774	27.6
1992	Joe Harvell, UM	JR	28	699	25.0
1993	Allan Houston, UT	SR	30	669	22.3
1994	Wesley Person, AU	SR	28	621	22.2
1995	Ronnie Henderson, LS	SO	27	630	23.3
1996	Ronnie Henderson, LS	JR	23	502	21.8
1997	Ron Mercer, UK	SO	40	725	18.1
1998	BJ McKie, SC	JR	31	584	18.8
1999	Jumaine Jones, UG	SO	30	564	18.8
2000	Dan Langhi, VU	SR	30	664	22.1
2001	Ronald Dupree, LS	SO	29	503	17.3
2002	Jarvis Hayes, UG	SO	29	538	18.6
2003	Ron Slay, UT	SR	29	616	21.2
2004	Justin Reed, UM	SR	28	517	18.5
2005	Kennedy Winston, UA	JR	32	573	17.9
2006	Glen Davis, LS	SO	36	669	18.6
2007	Chris Lofton, UT	JR	31	645	20.8
2008	Shan Foster, VU	SR	34	691	20.3
2009	Jodie Meeks, UK	JR	36	854	23.7
2010	Devan Downey, SC	SR	31	699	22.5
2011	John Jenkins, VU	SO	32	624	19.5
2012	John Jenkins, VU	JR	35	696	19.9
2013	Marshall Henderson, UM	JR	36	722	20.1
2014	Jabari Brown, MO	JR	35	698	19.9
2015	KT Harrell, AU	SR	35	648	18.5

n-NCAA record in both total points and scoring average.



Auburn's Charles Barkley paced the SEC in rebounding for three-consecutive seasons (1982-84).



Vanderbilt's Clyde Lee led the SEC in rebounding for three-consecutive seasons (1964-66).

REBOUNDING

YEAR	PLAYER & SCHOOL	CL.	G	REB	AVG.
1961	Jack Ardon, TUL	JR	24	392	16.3
1962	Cliff Luyk, UF	SR	23	352	15.3
1963	Robert Davidson, TUL	JR	22	308	14.0
1964	Clyde Lee, VU	SO	25	391	15.6
1965	Clyde Lee, VU	JR	28	420	15.0
1966	Clyde Lee, VU	SR	26	412	15.8
1967	Gary Keller, UF	SR	25	282	11.3
1968	Neal Walk, UF	JR	25	494	19.8
1969	Neal Walk, UF	SR	26	464	17.9
1970	Al Sanders, LS	SO	32	474	14.8
1971	Al Sanders, LS	JR	24	369	14.7
1972	Wendell Hudson, UA	JR	26	340	13.1
1973	Tim Bassett, UG	SR	26	368	14.2
1974	Pepto Bolden, AU	FR	26	302	11.6
1975	Leon Douglas, UA	JR	27	353	13.1
1976	Bernard King, UT	SO	25	325	13.0
1977	Bernard King, UT	JR	25	359	14.4
1978	Reginald King, UA	JR	27	359	13.3
1979	Wiley Peck, MS	SR	28	317	11.3
1980	Rickey Brown, MS	SR	27	389	14.4
1981	Eddie Phillips, UA	JR	29	283	9.8
1982	Charles Barkley, AU	FR	28	275	9.8
1983	Charles Barkley, AU	SO	28	266	9.5
1984	Charles Barkley, AU	JR	28	265	9.5
1985	Kenny Walker, UK	JR	31	315	10.2
1986	John Williams, LS	SO	37	313	8.5
1987	Dyron Nix, UT	SO	29	294	10.1
1988	Will Perdue, VU	SR	31	314	10.1
1989	Alec Kessler, UG	JR	31	301	9.7
	Dwayne Schintzius, UF	JR	30	290	9.7
1990	Shaquille O'Neal, LS	FR	32	385	12.0
1991	Shaquille O'Neal, LS	SO	28	411	14.7
1992	Shaquille O'Neal, LS	JR	30	421	14.0
1993	Geert Hammink, LS	SR	32	325	10.2
1994	Aubrey Wiley, AU	SR	28	261	9.3
1995	Antonio McDyess, UA	SO	33	337	10.2
1996	Steve Hamer, UT	SR	29	272	9.4
1997	Derek Hood, AR	SO	32	257	8.0
1998	Nick Davis, AR	SR	33	322	9.8
1999	Derek Hood, AR	SR	34	349	10.3
2000	Jamaal Magloire, UK	SR	33	300	9.1
2001	Erwin Dudley, UA	SO	36	361	10.0
2002	Erwin Dudley, UA	JR	35	313	8.9
2003	Erwin Dudley, UA	SR	29	276	9.5
2004	Jaime Lloreda, LS	SR	22	256	11.6
2005	Lawrence Roberts, MS	SR	32	351	11.0
2006	Glen Davis, LS	SO	36	350	9.7
2007	Glen Davis, LS	JR	29	303	10.4
2008	Richard Hendrix, UA	JR	32	324	10.1
2009	Michael Washington, AR	JR	30	294	9.8
2010	Jarvis Varnado, MS	SR	36	369	10.3
2011	Terrence Jones, UK	FR	38	336	8.8
2012	Arnett Moultrie, MS	JR	30	314	10.5
2013	Murphy Holloway, UM	SR	36	350	9.7
2014	Jarnell Stokes, UT	JR	37	392	10.6
2015	Jordan Mickey, LS	SO	31	308	9.9

FIELD GOAL PERCENTAGE

YEAR	PLAYER & SCHOOL	CL.	G	FGM	FGA	PCT.
1961	Porter Gilbert, AU	SR	19	88	151	58.4
1962	Layton Johns, AU	JR	24	129	221	58.4
1963	Layton Johns, AU	SR	22	119	210	56.6
1964	Joe Newton, AU	JR	21	83	147	56.4
1965	Joe Newton, AU	SR	24	126	208	60.6
1966	Bobby Buisson, AU	JR	26	105	185	56.6
1967	Jim Youngsblood, UG	JR	26	140	237	59.1
1968	Ralph Jukkola, LS	JR	26	125	196	63.7
1969	Dave Ramsden, LS	SR	26	112	166	67.5
1970	Bob Lienhard, UG	SR	25	215	340	63.2
1971	Al Sanders, LS	JR	25	209	355	58.8
1972	Al Sanders, LS	SR	26	171	287	59.6
1973	Larry Robinson, UT	SR	24	115	178	64.6
1974	Bill Singletary, MS.	SR	26	125	188	66.5
1975	Doug Ashworth, UT	JR	26	95	139	68.3
1976	Bernard King, UT	SO	25	260	454	57.3
1977	Reggie Johnson, UT	FR	28	131	203	64.5
1978	Rick Robey, UK.	SR	32	167	263	63.5
1979	Wiley Peck, MS.	SR	28	154	239	64.4
1980	Lavon Mercer, UG	SR	27	121	198	61.1
1981	Willie Jones, VU	JR	29	110	165	66.7
1982	Dale Ellis, UT	JR	30	257	393	65.4
1983	Eugene McDowell, UF	SO	31	203	314	64.6
1984	Bobby Lee Hurt, UA	JR	30	168	253	66.4
1985	Bobby Lee Hurt, UA	SR	33	162	256	63.3
1986	Derrick McKey, UA	SO	33	178	280	63.6
1987	Chris Capers, UF	SO	31	110	175	62.9
1988	Will Perdue, VU	SR	31	234	369	63.4
1989	Dwayne Davis, UF	SO	33	179	248	72.2
1990	Cameron Burns, MS	JR	30	207	347	59.7
1991	Shaquille O'Neal, LS	SO	28	312	497	62.8
1992	Shaquille O'Neal, LS	JR	30	294	478	61.5
1993	Aaron Swinson, AU	JR	27	183	305	60.0
1994	Aaron Swinson, AU	SR	28	234	371	63.1
1995	Erick Dampier, MS	SO	30	153	289	64.0
1996	Steve Hamer, UT	SR	29	187	325	57.5
1997	Austin Bates, VU.	JR	31	158	302	52.3
1998	Tyrone Washington, MS	JR	29	147	277	53.1
1999	Derek Hood, AR.	SR	34	173	306	56.5
2000	Stromile Swift, LS	SO	34	208	342	60.8
2001	Udonis Haslem, UF	JR	31	188	315	59.7
2002	Udonis Haslem, UF	SR	31	159	283	56.2
2003	Marco Killingsworth, AU	SO	34	170	309	55.0
2004	Marco Killingsworth, AU	JR	27	145	247	58.7
2005	Brandon Bass, LS	SO	30	181	319	56.7
2006	Joakim Noah, UF.	SO	39	202	322	62.7
2007	Richard Hendrix, UA.	SO	32	186	309	60.2
2008	Dwayne Curtis , UM	SR	35	212	335	63.3
2009	Patrick Patterson, UK	SO	34	240	398	60.3
2010	Jarvis Varnado, MS	SR	36	184	316	58.2
2011	Josh Harrelson, UK	SR	38	127	208	61.1
2012	Anthony Davis, UK	FR	40	210	337	62.3
2013	Murphy Holloway, UM	SR	36	214	385	55.6
2014	Casey Prather, UF.	SR	37	190	315	60.3
2015	Damian Jones, VU	SO	35	186	331	56.2

THREE-POINT FIELD GOAL PERCENTAGE

YEAR	PLAYER & SCHOOL	CL.	G	FGM	FGA	PCT.
1987	Mark Gottfried, UA.	SR	33	81	167	48.5
1988	Alvin Lee, UA	JR	30	72	150	48.0
1989	Alvin Lee, UA	SR	31	60	130	46.2
1990	Derrick Wilcox, VU	SR	35	56	120	46.7
1991	Gary Waites, UA	SR	33	52	101	51.5
1992	Ronnie Battle, AU	JR	27	71	139	51.1
1993	Travis Ford, UK	JR	34	101	191	52.9
1994	Bernard Davis, UG	SR	30	80	178	44.9
1995	Scotty Thurman, AR	JR	37	102	239	42.7
1996	Pertha Robinson, UG	SR	30	48	108	44.4
1997	Brandon Wharton, UT	SO	27	58	135	43.0
1998	Kenyan Weaks, UF	SO	26	61	120	50.8
1999	Greg Stolt, UF	SR	31	78	178	43.8
2000	Terrence Meade, UA	FR	28	60	142	42.3
2001	Jon Higgins, UT	SO	33	53	109	48.6
2002	Brendan Plavich, VU	SO	32	86	195	44.1
2003	Matt Bonner, UF.	SR	33	63	133	47.4
2004	Anthony Roberson, UF	SO	30	99	233	42.5
2005	Chris Lofton, UT.	FR	31	93	200	46.5
2006	Lee Humphrey, UF	JR	38	113	246	45.9
2007	Lee Humphrey, UF	SR	40	113	246	45.9
2008	Shan Foster, VU	SR	34	134	286	46.9
2009	Jodie Meeks, UK	JR	36	117	288	40.6
2010	Rotnei Clarke, AR.	SO	31	100	234	42.7
2011	Doron Lamb, UK	FR	38	68	140	48.6
2012	Madracus Wade, AR.	SO	32	70	147	47.6
2013	Erik Murphy, UF	SR	36	72	159	45.3
2014	Michael Frazier, UF.	SO	39	118	264	44.7
2015	KT Harrell, AU	SR	35	98	226	43.4

THREE-POINT FIELD GOALS PER GAME

YEAR	PLAYER & SCHOOL	CL.	G	NO.	AVG.
1987	Barry Booker, VU	SO	34	85	2.5
	Anthony Wilson, LS.	SR	38	95	2.5
1988	Alvin Lee, UA	JR	29	72	2.5
1989	Keenan Carpenter, AU	SR	28	84	3.0
1990	Derrick Miller, UK.	SR	28	99	3.5
1991	Scott Draud, VU	SR	30	101	3.4
1992	Joe Harvell, UM	JR	28	79	2.8
1993	Travis Ford, UK	JR	34	101	3.0
1994	Wesley Person, AU	SR	28	93	3.3
1995	Darryl Wilson, MS	JR	30	94	3.1
1996	Eric Washington, UA	JR	32	113	3.5
1997	Pat Bradley, AR	SO	32	98	3.1
1998	Pat Bradley, AR	JR	33	93	2.8
1999	Pat Bradley, AR	SR	34	93	2.7
2000	D.A. Layne, UG	SO	30	91	3.0
2001	Brett Nelson, UF.	SO	31	81	2.6
2002	Jannero Pargo, AR	SR	29	95	3.3
2003	Ezra Williams, UG	SR	27	77	2.9
2004	Anthony Roberson, UF	SO	30	99	3.3
2005	Chris Lofton, UT.	FR	31	93	3.0
2006	Chris Lofton, UT.	SO	30	114	3.8
2007	Chris Lofton, UT.	JR	31	106	3.4
2008	Shan Foster, VU	SR	34	134	3.9
2009	Jodie Meeks, UK	JR	36	117	3.3
2010	Tay Waller, AU.	SR	26	87	3.3
2011	John Jenkins, VU	SO	32	100	3.1
2012	John Jenkins, VU	JR	35	134	3.8
2013	Marshall Henderson, UM	JR	36	138	3.8
2014	Marshall Henderson, UM	SR	30	129	4.3
2015	KT Harrell, AU	SR	35	98	2.8

Auburn's KT Harrell

FREE THROW PERCENTAGE

YEAR	PLAYER & SCHOOL	CL.	G	FTM	FTA	PCT.
1961	Roger Kaiser, GT	SR	26	176	203	86.7
1962	Tommy Wilson, UT	JR	23	84	96	87.5
1963	Danny Schultz, UT	JR	21	89	102	87.3
1964	Danny Schultz, UT	SR	23	95	104	91.4
1965	Paul Smith, MS.	JR	26	51	55	92.7
1966	Kenny Drost, LS	JR	26	74	82	90.2
1967	Dick McIntosh, UG	JR	26	72	86	83.7
1968	Dick McIntosh, UG	SR	24	49	55	89.1
1969	Bill Justus, UT.	SR	24	133	149	90.4
1970	Jimmy England, UT	JR	25	131	146	89.7
1971	Rudy Thacker, VU.	SR	26	56	61	91.8
1972	Dave Rhodes, UM	JR	24	82	91	90.1
1973	Ed Palubinskas, LS	JR	24	137	153	89.5
1974	John Snow, UT.	SR	25	77	87	88.5
1975	Bruno Caldwell, UF	SR	28	102	115	88.7
1976	Gene Shy, UF	SR	26	103	122	84.4
1977	Al Bonner, UF	JR	26	82	95	86.3
1978	Kyle Macy, UK	SO	32	115	129	89.1
1979	Kyle Macy, UK	JR	31	112	129	86.8
1980	Kyle Macy, UK	SR	35	104	114	91.2
1981	Mike Rhodes, VU	SR	23	69	84	82.1
1982	Jim Master, UK	SO	30	95	106	89.6
1983	Phil Cox, VU	SO	33	113	126	89.7
1984	Jeff Turner, VU.	SR	29	86	102	84.3
1985	Michael Brooks, UT	SR	37	146	164	89.0
1986	Derrick Taylor, LS.	SR	38	81	92	88.0
1987	Tony White, UT	SR	29	165	183	90.2
1988	Ed Davender, UK	SR	33	149	171	87.1
1989	Chris Jackson, LS	FR	32	163	200	81.5
1990	Chris Jackson, LS	SO	32	191	210	91.0
1991	Allan Houston, UT	SO	34	177	205	86.3
1992	Tony Watts, MS	SR	28	78	92	84.8
1993	Travis Ford, UK	JR	34	104	118	88.1
1994	Travis Ford, UK	SR	33	103	113	91.2
1995	Dan Cross, UF	SR	30	150	178	84.3
1996	Darryl Wilson, MS	SR	34	160	201	79.6
1997	Greg Stolt, UF	SO	30	100	118	84.7
1998	Brian Williams, UA.	JR	31	88	108	81.5
1999	Brian Williams, UA.	SR	30	126	147	85.7
2000	Dan Langhi, VU	SR	30	162	186	87.1
2001	Tayshaun Prince, UK	JR	34	97	115	84.3
2002	Jason Harrison, UM	SR	31	92	107	86.0
2003	Maurice Williams, UA.	SO	29	98	117	83.8
2004	Scooter McFadgon, UT	JR	28	134	147	91.2
2005	Anthony Roberson, UF	SR	32	81	90	90.0
2006	Ronald Steele, UA	SO	31	124	139	89.2
2007	Taurean Green, UF	JR	40	141	166	84.9
2008	Chris Lofton, UT.	SR	36	101	120	84.2
2009	Jodie Meeks, UK	JR	36	211	234	90.2
2010	Mikhail Torrance, UA	SR	32	135	156	86.5
2011	Chris Warren, UM	SR	34	168	181	92.8
2012	John Jenkins, VU	JR	35	128	153	83.7
2013	Marshall Henderson, UM	JR	36	166	188	88.3
2014	Brenton Williams, SC	SR	34	120	129	93.0
2015	Stefan Moody, UM	JR	34	149	165	90.3

ASSISTS

YEAR	PLAYER & SCHOOL	CL.	G	NO.	AVG.
1969	Bill Hann, UT	SR	24	138	5.8
1970	Pete Maravich, LS	SR	31	192	6.3
1971	Jimmy England, UT	SR	26	140	5.4
1972	Ray Odums, UA	SO	26	144	5.5
1973	Rodney Woods, UT	SO	26	142	5.9
1974	Rodney Woods, UT	JR	25	149	6.0
1975	Rodney Woods, UT	SR	26	277	8.7
1976	Al Perry, MS	SO	26	207	8.0
1977	Kenny Higgs, LS	JR	27	239	8.9
1978	Johnny Darden, UT	JR	23	192	8.3
1979	Sean Touhy, UM	FR	27	168	6.2
1980	Sean Touhy, UM	SO	30	260	8.7
1981	Sean Touhy, UM	JR	30	187	6.2
1982	Sean Touhy, UM	SR	30	215	7.1
1983	Ennis Whatley, UA	SO	32	220	6.9
1984	Eric Richardson, UA	SR	27	186	6.9
1985	Terry Coner, UA	SO	33	184	5.6
1986	Terry Coner, UA	JR	32	241	7.5
1987	Terry Coner, UA	SR	27	173	6.4
1988	Ronnie Montgomery, UF	SR	34	189	5.6
1989	Gary Waites, UA	SO	31	188	6.1
1990	Sean Woods, UK	SO	28	164	5.9
1991	T.J. Pugh, LS	JR	30	196	6.5
1992	Chuck Evans, MS	JR	28	219	7.8
1993	Chuck Evans, MS	SR	29	235	8.1
1994	Travis Ford, UK	SR	33	193	5.8
1995	Pertha Robinson, UG	JR	27	169	6.3
1996	Wes Flanigan, AU	JR	32	214	6.7
1997	Kareem Reid, AR	SO	32	182	5.7
1998	Detrick White, MS	JR	30	166	5.5
1999	Detrick White, MS	SR	33	185	5.6
2000	Atiba Prater, VU	SR	30	180	6.0
2001	Jamison Brewer, AU	SO	32	187	5.8
2002	Derrick Zimmerman, MS	JR	35	210	6.0
2003	Derrick Zimmerman, MS	SR	31	172	5.6
2004	Cliff Hawkins, UK	SR	32	166	5.2
2005	Ronald Steele, UA	FR	32	160	5.0
	C.J. Watson, UT	JR	31	155	5.0
2006	Rajon Rondo, UK	SO	34	167	4.9
2007	Todd Abernethy, UM	SR	33	182	5.5
2008	Nick Calathes , UF	FR	36	221	6.1
2009	Nick Calathes, UF	SO	36	231	6.4
2010	John Wall, UK	FR	37	241	6.5
2011	Brad Tinsley, VU	JR	34	155	4.6
2012	Dee Bost, MS	SR	33	183	5.5
2013	Phil Pressey, MO	JR	34	240	7.1
2014	Alex Caruso, AM	SO	34	170	5.0
2015	Alex Caruso, AM	JR	33	182	5.5

BLOCKS

YEAR	PLAYER & SCHOOL	CL.	G	NO.	AVG.
1984	Sam Bowie, UK	SR	34	65	1.9
1985	Bobby Lee Hurt, UA	SR	33	53	1.6
1986	Derrick McKey, UA	SO	33	76	2.3
1987	Dwayne Schintzius, UF	FR	34	95	2.8
1988	Dwayne Schintzius, UF	SO	35	84	2.4
1989	Doug Roth, UT	SR	30	60	2.0
1990	Shaquille O'Neal, LS	FR	32	115	3.6
1991	Shaquille O'Neal, LS	SO	28	140	5.0
1992	Shaquille O'Neal, LS	JR	30	157	5.2
1993	David Dean, UM	JR	28	56	2.0
1994	Andre Riddick, UK	JR	34	83	2.4
1995	Charles Claxton, UG	SR	28	94	3.4
1996	Roy Rogers, UA	SR	32	156	4.9
1997	Jamaal Magloire, UK	FR	40	79	2.0
	Tyrone Washington, MS	SO	30	59	2.0
1998	C.J. Black, UT	SO	29	73	2.5
1999	Mamadou N'diaye, AU	JR	33	77	2.3
2000	Stromile Swift, LS	SO	34	95	2.8
2001	Kyle Davis, AU	FR	30	84	2.8
2002	Kyle Davis, AU	SO	24	78	3.3
2003	Kyle Davis, AU	JR	34	126	3.7
2004	Kyle Davis, AU	SR	28	72	2.6
2005	Chuck Davis, UA	JR	32	62	1.9
2006	Tyrus Thomas, LS	FR	32	99	3.1
2007	Brandon Wallace, SC	SR	30	86	2.9
2008	Jarvis Varnado, MS	SO	34	157	4.6
2009	Jarvis Varnado, MS	JR	36	170	4.7
2010	Jarvis Varnado, MS	SR	36	170	4.7
2011	Sam Muldrow, SC	SR	30	103	3.4
2012	Anthony Davis, UK	FR	40	186	4.7
2013	Reginald Buckner, UM	SR	36	98	2.7
2014	Jordan Mickey, LS	FR	34	106	3.1
2015	Jordan Mickey, LS	SO	31	113	3.7

Roy Rogers set an SEC single-game record with 14 blocks vs. Georgia in 1996. Rogers finished the season with 156 blocks, one shy of Shaquille O'Neal's record in 1992.

STEALS

YEAR	PLAYER & SCHOOL	CL.	G	NO.	AVG.
1984	Jerry Reynolds, LS	SO	29	81	2.8
1985	Terry Coner, UA	SO	33	71	2.2
1986	Derrick Taylor, LS	SR	38	84	2.2
1987	Darryl Joe, LS	JR	37	91	2.5
1988	Patrick Hamilton, UG	JR	32	89	2.8
1989	Gerald Glass, UM	JR	30	89	3.0
1990	Gerald Glass, UM	SR	30	70	2.3
1991	Shawn Griggs, LS	SO	29	81	2.8
1992	Chuck Evans, MS	JR	28	83	3.0
1993	Robert Shepherd, AR	SR	31	87	2.8
	Chuck Evans, MS	SR	29	82	2.8
1994	Clarence Ceasar, LS	JR	27	80	3.0
1995	Clarence Ceasar, LS	SR	22	66	3.0
1996	Katu Davis, UG	SR	31	70	2.3
1997	Drew Maddox, VU	JR	31	68	2.2
1998	Bryant Smith, AU	JR	28	67	2.4
1999	James Strong, VU	JR	29	77	2.7
2000	Chuck Eidson, SC	FR	32	93	2.9
2001	Marquis Daniels, AU	SO	32	71	2.2
2002	Chuck Eidson, SC	JR	37	91	2.5
2003	Marquis Daniels, AU	SR	34	78	2.3
2004	Winsome Frazier, MS	JR	30	71	2.4
2005	Rajon Rondo, UK	FR	34	87	2.6
2006	Ronnie Brewer, AR	JR	32	83	2.6
2007	Sundiata Gaines, UG	JR	32	72	2.3
2008	Devan Downey, SC	SO	32	103	3.2
2009	Devan Downey, SC	JR	31	89	2.9
2010	Devan Downey, SC	SR	31	85	2.7
2011	Melvin Goins, UT	SR	33	57	1.7
2012	Anthony Hickey, LS	FR	33	69	2.1
2013	Anthony Hickey, LS	SO	29	85	2.9
2014	Trevor Releford, UA	SR	31	69	2.2
2015	Josh Richardson, UT	SR	32	67	2.1

LSU's Clarence Ceasar is the all-time SEC leader in steals with 310 career steals after leading the league in 1994 and 1995.

NCAA DIVISION I ATTENDANCE

More than 2.6 million fans witnessed SEC basketball first-hand during the 2014-15 season, placing the SEC third in overall attendance and among Division I conferences in average per game.

The SEC boasted 10 of the top 60 schools in the country in average home attendance with Kentucky ranking second in the nation with an average of 23,572 In addition, all of the 14 Southeastern Conference schools were ranked among the top 100.

SEC YEAR-BY-YEAR ATTENDANCE

Year	Teams	Games	Total Attendance	National Finish	Average Attendance	National Finish
1976	10	134	1,073,487	2nd	8,011	4th
1977	10	139	1,362,411	1st	9,802	3rd
1978	10	134	1,357,300	2nd	10,129	3rd
1979	10	140	1,527,309	2nd	10,909	2nd
1980	10	139	1,493,850	2nd	10,747	2nd
1981	10	143	1,523,695	2nd	10,655	2nd
1982	10	139	1,522,173	2nd	10,951	2nd
1983	10	154	1,650,264	2nd	10,716	2nd
1984	10	147	1,538,607	2nd	10,467	2nd
1985	10	156	1,566,454	2nd	10,041	2nd
1986	10	149	1,549,402	2nd	10,399	2nd
1987	10	148	1,539,984	2nd	10,405	2nd
1988	10	149	1,728,622	2nd	11,601	2nd
1989	10	147	1,750,644	2nd	11,909	3rd
1990	10	147	1,805,597	2nd	*12,283	2nd
1991	10	143	1,677,697	3rd	11,732	3rd
1992	12	180	2,037,314	1st	11,318	3rd
1993	12	173	1,838,259	2nd	10,626	5th
1994	12	181	2,049,021	2nd	11,321	2nd
1995	12	174	2,002,761	2nd	11,510	2nd
1996	12	187	2,119,158	1st	11,332	3rd
1997	12	183	1,937230	4th	10,586	3rd
1998	12	180	1,977,245	3rd	10,985	3rd
1999	12	186	2,004,425	2nd	10,776	3rd
2000	12	190	2,117,023	2nd	11,142	3rd
2001	12	197	2,163,525	2nd	10,982	3rd
2002	12	192	2,094,195	2nd	10,907	2nd
2003	12	192	2,132,439	2nd	11,106	3rd
2004	12	195	2,230,546	1st	11,439	3rd
2005	12	196	2,089,995	3rd	10,663	3rd
2006	12	199	2,205,320	4th	11,082	3rd
2007	12	214	2,562,073	3rd	11,972	2nd
2008	12	211	2,561,545	2nd	12,140	2nd
2009	12	227	*2,638,852	2nd	11,625	2nd
2010	12	214	2,518,749	2nd	11,770	2nd
2011	12	216	2,416,498	3rd	11,187	3rd
2012	12	215	2,475,188	2nd	11,513	2nd
2013	14	247	2,611,016	3rd	10,571	3rd
2014	14	254	2,629,593	4th	10,353	4th
2015	14	249	2,693,919	3rd	10,819	3rd

2014-15 CONFERENCE LEADERS

	Teams	Teams	Games	Attendance	Average
1	Big Ten	14	250	3,195,137	12,781
2.	Atlantic Coast	15	270	3,069,296	11,368
3.	**Southeastern**	**14**	**249**	**2,693,919**	**10,819**
4.	Big 12	10	174	1,771,483	10,181
5.	Big East	10	172	1,694,688	9,853
6.	Pac-12	12	210	1,559,382	7,426
7.	Mountain West	11	179	1,316,788	7,356
8.	American	11	198	1,244,316	6,284
9.	Missouri Valley	10	164	848,871	5,176
10.	Atlantic 10	14	230	1,174655	5,107
11.	West Coast	10	160	657,776	4,111
12.	Conference USA	14	225	887,858	3,946
13.	Mid-American	12	197	568,353	2,885
14.	Horizon	9	136	388,185	2,854
15.	Western Athletic	7	123	343,154	2,790
16.	Big West	9	131	348,276	2,659
17.	Colonial	10	145	347,432	2,396
18.	Ohio Valley	12	172	398,171	2,315
19.	Southern	10	149	327,490	2,198
20.	Summit	8	129	282,752	2,192
21.	Metro Atlantic	11	162	344,993	2,130
22.	Big Sky	12	170	358,324	2,108
23.	Sun Belt	11	166	338,409	2,039
24.	America East	8	125	239,774	1,918
25.	Atlantic Sun	7	122	213,255	1,748
26.	Mid-Eastern	13	156	266,844	1,711
27.	Ivy	8	110	187,903	1,708
28.	Southwestern	10	114	180,698	1,585
29.	Southland	11	189	274,573	1,453
30.	Big South	11	165	238,587	1,446
31.	Patriot	10	144	204,653	1,421
32.	Northeast	10	140	147,345	1,052
Independent		1	17	14,804	870

NOTE: Entire season total attendance includes the conference tournaments.

2014-15 TEAM LEADERS

	School	Games	Attendance	Average
1.	Syracuse	18	429,378	23,854
2.	**Kentucky**	**19**	**447,874**	**23,572**
3.	Louisville	19	406,338	21,386
4.	North Carolina	15	293,723	19,582
5.	Wisconsin	16	276,464	17,279
6.	Creighton	17	289,808	17,048
7.	Kansas	16	262,127	16,383
8.	Indiana	19	309,477	16,288
9.	BYU	16	258,002	16,125
10.	Nebraska	16	249,101	15,569
11.	**Arkansas**	**19**	**294,860**	**15,519**
12.	North Carolina St.	20	308,726	15,436
13.	**Tennessee**	**16**	**241,025**	**15,064**
14.	Michigan St.	16	236,752	14,797
15.	Illinois	16	234,435	14,652
33.	**South Carolina**	**16**	**184,314**	**11,520**
38.	**Florida**	**16**	**169,123**	**10,570**
40.	**Alabama**	**19**	**193,362**	**10,177**
50.	**LSU**	**17**	**151,249**	**8,897**
51.	**Vanderbilt**	**19**	**168,377**	**8,862**
55.	**Missouri**	**17**	**137,086**	**8,064**
58.	**Auburn**	**17**	**133,033**	**7,825**
64.	**Georgia**	**16**	**120,270**	**7,517**
67.	**Ole Miss**	**16**	**115,196**	**7,200**
71.	**Texas A&M**	**18**	**124,683**	**6,927**
81.	**Mississippi St.**	**17**	**106,946**	**6,291**

Record Book

SOUTHEASTERN CONFERENCE INDIVIDUAL RECORDS

#NCAA Record *Conference Game Record $NIT Record

POINTS SCORED

GAME:

*69	Pete Maravich, LSU vs. Alabama	1970
66	Pete Maravich, LSU vs. Tulane	1969
64	Pete Maravich, LSU vs. Kentucky	1970
63	Johnny Neumann, Ole Miss vs. LSU	1971
61	Pete Maravich, LSU vs. Vanderbilt	1970
60	Bob Pettit, LSU vs. Louisiana College	1954
60	John Mengelt, Auburn vs. Alabama	1970
60	Johnny Neumann, Ole Miss vs. Baylor	1971
59	Pete Maravich, LSU vs. Alabama	1968
58	Pete Maravich, LSU vs. Mississippi St.	1968
58	Pete Maravich, LSU vs. Georgia	1969
57	Bob Pettit, LSU vs. Georgia	1954
57	Johnny Neumann, Ole Miss vs. Southern Miss	1971
55	Pete Maravich, LSU vs. Auburn	1968
55	Pete Maravich, LSU vs. Tulane	1969
55	Pete Maravich, LSU vs. Mississippi St.	1969
55	Pete Maravich, LSU vs. Alabama	1970
55	Pete Maravich, LSU vs. Kentucky	1970
55	Pete Maravich, LSU vs. Mississippi St.	1970
55	Chris Jackson, LSU vs. Ole Miss	1989
54	Pete Maravich, LSU vs. Vanderbilt	1968
54	Pete Maravich, LSU vs. Auburn	1969
54	Tony Miller, Florida vs. Chicago State	1972
54	Jodie Meeks, Kentucky vs. Tennessee	2009
53	Pete Maravich, LSU vs. Duquesne	1969
53	Dan Issel, Kentucky vs. Ole Miss	1970
53	Pete Maravich, LSU vs. St. John's	1970
53	Pete Maravich, LSU vs. Ole Miss	1970
53	Johnny Neumann, Ole Miss vs. Vanderbilt	1971
53	Chris Jackson, LSU vs. Florida	1988
53	Gerald Glass, Ole Miss vs. LSU	1989
53	Shaquille O'Neal, LSU vs. Arkansas State	1990
52	Pete Maravich, LSU vs. Tulane	1968
52	Pete Maravich, LSU vs. Kentucky	1968
52	Pete Maravich, LSU vs. Loyola	1969
52	Pete Maravich, LSU vs. Kentucky	1969
52	Pete Maravich, LSU vs. Florida	1970
51	Cliff Hagan, Kentucky vs. Temple	1954
51	Pete Maravich, LSU vs. Loyola	1968
51	Pete Maravich, LSU vs. Georgia	1968
51	Dan Issel, Kentucky vs. LSU	1970
51	Johnny Neumann, Ole Miss vs. Arkansas A&M	1971
51	Tony White, Tennessee vs. Auburn	1987
51	Chris Jackson, LSU vs. Texas	1990
51	Rotnei Clarke, Arkansas vs. Alcorn State	2010
50	Bob Burrow, Kentucky vs. LSU	1956
50	Mike Nordholz, Alabama vs. Southern Miss	1967
50	Ron Widby, Tennessee vs. LSU	1967
50	Pete Maravich, LSU vs. Florida	1969
50	Pete Maravich, LSU vs. Southern Cal	1970
50	Chris Jackson, LSU vs. Tennessee	1989

SEASON:

#1,381	Pete Maravich, LSU (522 FG, 337 FT)	1970
1,148	Pete Maravich, LSU (433 FG, 282 FT)	1969
1,138	Pete Maravich, LSU (432 FG, 274 FT)	1968
965	Chris Jackson, LSU (359 FG, 84 3PT, 163 FT)	1989
948	Dan Issel, Kentucky (369 FG, 210 FT)	1970
923	Johnny Neumann, Ole Miss (366 FG, 191 FT)	1971
889	Chris Jackson, LSU (305 FG, 88 3PT, 191 FT)	1990
854	Jodie Meeks, Kentucky (263 FG, 117 3PT, 211 FT)	2009
841	Gerald Glass, Ole Miss (326 FG, 41 3PT, 148 FT)	1989
806	Allan Houston, Tennessee (265 FG, 99 3PT, 177 FT)	1991
785	Bob Pettit, LSU (281 FG, 223 FT)	1954
777	Jeff Malone, Mississippi St. (323 FG, 131 FT)	1983
774	Shaquille O'Neal, LSU (312 FG, 150 FT)	1991
770	Corliss Williamson, Arkansas (283 FG, 203 FT)	1995
767	Jamal Mashburn, Kentucky (279 FG, 58 3PT, 151 FT)	1992
755	John Stroud, Ole Miss (261 FG, 233 FT)	1980
747	Reggie King, Alabama (289 FG, 169 FT)	1979
747	Chuck Person, Auburn (334 FG, 79 FT)	1985
746	Dan Issel, Kentucky (285 FG, 176 FT)	1969
739	Marcus Thornton, LSU (256 FG, 78 3PT, 149 FT)	2009
Conference games only:		
851	Maravich, LSU (338 FG, 175 FT)	1970

CAREER:

#3,667	Pete Maravich, LSU (1,387 FG, 893 FT)	1968-70
2,801	Allan Houston, Tennessee (1,248 FG, 651 FT)	1990-93
2,328	John Stroud, Ole Miss (894 FG, 540 FT)	1977-80
2,311	Chuck Person, Auburn (1,017 FG, 277 FT)	1983-86
2,249	Ernie Grunfeld, Tennessee (867 FG, 515 FT)	1974-77
2,219	Tony White, Tennessee (846 FG, 499 FT)	1984-87
2,168	Reggie King, Alabama (842 FG, 486 FT)	1976-79
2,142	Jeff Malone, Mississippi St. (906 FG, 330 FT)	1980-83
2,138	Dan Issel, Kentucky (906 FG, 330 FT)	1968-70
2,131	Chris Lofton, Tennessee (690 FG, 431 3PT, 320 FT)	2005-08
2,123	Mike Mitchell, Auburn (936 FG, 271 FT)	1975-78
2,119	BJ McKie, South Carolina (616 FG, 215 3PT, 672 FT)	1996-99
2,111	Litterial Green, Georgia (674 FG, 215 3PT, 548 FT)	1989-92
2,103	Reggie Johnson, Tennessee (864 FG, 375 FT)	1977-80
2,090	Ronnie Williams, Florida (772 FG, 546 FT)	1981-84
2,080	Durand Macklin, LSU (852 FG, 374 FT)	1977-81
2,080	Kenny Walker, Kentucky (765 FG, 550 FT)	1983-86
2,078	Joe Harvell, Ole Miss (813 FG, 238 FT)	1990-93
2,066	Wesley Person, Auburn (772 FG, 260 FT)	1991-94
2,065	Dale Ellis, Tennessee (832 FG, 401 FT)	1980-83
2,038	Jack Givens, Kentucky (843 FG, 352 FT)	1975-78
2,033	Kenny Boynton, Florida (666 FG, 333 3PT, 368 FT)	2009-13
2,030	Bailey Howell, Mississippi St. (674 FG, 682 FT)	1957-59
2,021	Chris Warren, Ole Miss (634 FG, 334 3PT, 419 FT)	2008-11
2,011	Shan Foster, Vanderbilt (699 FG, 367 3PT, 246 FT)	2005-08
Conference games only:		
2,383	Pete Maravich, LSU (54 games)	1968-70

POINTS PER GAME

SEASON:

#44.5	Pete Maravich, LSU (1,381/31 games)	1970
44.2	Pete Maravich, LSU (1,148/26 games)	1969
43.8	Pete Maravich, LSU (1,138/26 games)	1968
40.1	Johnny Neumann, Ole Miss (923/23 games)	1971
33.9	Dan Issel, Kentucky (948/28 games)	1970
31.4	Bob Pettit, LSU (785/25 games)	1954
30.2	Chris Jackson, LSU (965/32 games)	1989
30.1	Joe Gibbon, Ole Miss (631/21 games)	1957
28.4	John Mengelt, Auburn (738/26 games)	1971
28.3	Jim Ashmore, Mississippi St. (708/25 games)	1957
Conference games only:		
47.2	Pete Maravich, LSU (851 points/18 games)	1970

CAREER:

#44.2	Pete Maravich, LSU (3,667/83 games)	1968-70
40.1	Johnny Neumann, Ole Miss (923/23 games)	1971
29.0	Chris Jackson, LSU (1,854/64 games)	1989-90
27.4	Bob Pettit, LSU (1,9720/72 games)	1952-54
27.1	Bailey Howell, Mississippi St. (2,030/75 games)	1957-59
26.1	Gerald Glass, Ole Miss (1,564/60 games)	1989-90
25.8	Bernard King, Tennessee (1,962/76 games)	1975-77
25.8	Dan Issel, Kentucky (2,138/83 games)	1968-70
24.9	John Mengelt, Auburn (1,920/77 games)	1969-71
24.8	Denver Brackeen, Ole Miss (1,040/42 games)	1954-55
Conference games only:		
44.1	Pete Maravich, LSU (2,383/54 games)	1968-70

FIELD GOALS

GAME:

*26	Pete Maravich, LSU vs. Vanderbilt (54 atts.)	1970
*26	Pete Maravich, LSU vs. Alabama (57 atts.)	1970
*26	Johnny Neumann, Ole Miss vs. LSU (40 atts.)	1971
25	Pete Maravich, LSU vs. Tulane (51 atts.)	1969
24	Pete Maravich, LSU vs. Alabama (52 atts.)	1968
24	Johnny Neumann, Ole Miss vs. Baylor (40 atts.)	1971
23	Bob Pettit, LSU vs. Georgia	1954
23	Pete Maravich, LSU vs. Kentucky (42 atts.)	1970
23	John Mengelt, Auburn vs. Alabama (44 atts.)	1970
23	Dan Issel, Kentucky vs. Ole Miss	1970
23	Johnny Neumann, Ole Miss vs. Vanderbilt (49 atts.)	1971
22	Bob Pettit, LSU vs. Louisiana College (36 atts.)	1954
22	Don Kessinger, Ole Miss vs. Tulane (28 atts.)	1963
22	Mike Nordholz, Alabama vs. Southern Miss (33 atts.)	1966
22	Mike Nordholz, Alabama vs. Southern Miss (30 atts.)	1967
22	Pete Maravich, LSU vs. Vanderbilt (57 atts.)	1968
22	Pete Maravich, LSU vs. Mississippi St.	1968
22	Pete Maravich, LSU vs. Mississippi St. (44 atts.)	1970

SEASON:

#522	Pete Maravich, LSU (1,168 atts.)	1970
433	Pete Maravich, LSU (976 atts.)	1969
432	Pete Maravich, LSU (1,022 atts.)	1968
369	Dan Issel, Kentucky (667 atts.)	1970
366	Johnny Neumann, Ole Miss (792 atts.)	1971
359	Chris Jackson, LSU (739 atts.)	1989
326	Gerald Glass, Ole Miss (613 atts.)	1989
323	Jeff Malone, Mississippi St. (608 atts.)	1983
312	Shaquille O'Neal, LSU (497 atts.)	1991
310	Dominique Wilkins, Georgia (582 atts.)	1981
310	Chuck Person, Auburn (597 atts.)	1986
305	Chris Jackson, LSU (662 atts.)	1990
303	Kevin Grevey, Kentucky (592 atts.)	1975
297	Ron Mercer, Kentucky (603 atts.)	1997
294	Shaquille O'Neal, LSU (478 atts.)	1992
289	Reggie King, Alabama (507 atts.)	1979
286	Reggie Johnson, Tennessee (487 atts.)	1979
Conference games only:		
338	Pete Maravich, LSU (741 atts.)	1970

CAREER:

#1,387	Pete Maravich, LSU (3,166 atts.)	1968-70
1,017	Chuck Person, Auburn (1,899 atts.)	1983-86
926	Mike Mitchell, Auburn (1,830 atts.)	1975-78
906	Jeff Malone, Mississippi St. (1,768 atts.)	1980-83
902	Allan Houston, Tennessee (1,961 atts.)	1990-93
894	John Stroud, Ole Miss (1,695 atts.)	1977-80
867	Ernie Grunfeld, Tennessee (1,712 atts.)	1974-77
864	Reggie Johnson, Tennessee (1,489 atts.)	1977-80
852	Durand Macklin, LSU (1,431 atts.)	1977-81
846	Tony White, Tennessee (1,704 atts.)	1984-87
843	Jack Givens, Kentucky (1,638 atts.)	1975-78
842	Reggie King, Alabama (1,514 atts.)	1976-79
832	Dale Ellis, Tennessee (1,389 atts.)	1980-83
825	Dan Issel, Kentucky (1,591 atts.)	1968-70
813	Joe Harvell, Ole Miss (1,708 atts.)	1990-93
Conference games only:		
917	Pete Maravich, LSU (2,100 atts.)	1968-70

FIELD GOAL ATTEMPTS

GAME:

57	Pete Maravich, LSU vs. Vanderbilt (22 made)	1969
57	Pete Maravich, LSU vs. Alabama (26 made)	1970
54	Pete Maravich, LSU vs. Vanderbilt (26 made)	1970
53	Pete Maravich, LSU vs. Kentucky (21 made)	1969
51	Pete Maravich, LSU vs. Tulane (25 made)	1969
50	Johnny Neumann, Ole Miss vs. Kentucky (20 made)	1971
49	Pete Maravich, LSU vs. Mississippi St. (20 made)	1969
49	Johnny Neumann, Ole Miss vs. Vanderbilt (23 made)	1971
48	Pete Maravich, LSU vs. Tulane (20 made)	1969
47	Pete Maravich, LSU vs. Tulane (21 made)	1968

SEASON:

#1,168	Pete Maravich, LSU (552 made)	1970
1,022	Pete Maravich, LSU (432 made)	1968
976	Pete Maravich, LSU (433 made)	1969
792	Johnny Neumann, Ole Miss (366 made)	1971
739	Chris Jackson, LSU (359 made)	1989
667	Dan Issel, Kentucky (369 made)	1970
662	Chris Jackson, LSU (305 made)	1990
633	Cliff Hagan, Kentucky (264 made)	1952
632	Bill Spivey, Kentucky (252 made)	1951
619	Bill Spivey, Kentucky (225 made)	1950
Conference games only:		
741	Pete Maravich, LSU (338 made)	1970

CAREER:

#3,166	Pete Maravich, LSU (1,387 made)	1968-70
1,961	Allan Houston, Tennessee (902 made)	1990-93
1,899	Chuck Person, Auburn (1,017 made)	1983-86
1,830	Mike Mitchell, Auburn (926 made)	1975-78
1,777	Eddie Johnson, Auburn (789 made)	1974-77
1,768	Jeff Malone, Mississippi St. (906 made)	1980-83
1,723	Jerry Harper, Alabama (683 made)	1953-56
1,712	Ernie Grunfeld, Tennessee (867 made)	1974-77
1,708	Joe Harvell, Ole Miss (813 made)	1990-93
1,704	Tony White, Tennessee (846 made)	1984-87
1,695	John Stroud, Ole Miss (894 made)	1977-80
1,694	Jim Ashmore, Mississippi St. (706 made)	1954-57
1,671	Kenny Boynton, Florida (666 made)	2009-13
1,639	Tasmin Mitchell, LSU (762 made)	2006-10
1,638	Jack Givens, Kentucky (843 made)	1975-78
1,634	Devan Downey, South Carolina (686 made)	2008-10
1,629	Howard Carter, LSU (806 made)	1980-83
1,624	Rickey Brown, Mississippi St. (774 made)	1977-80
1,611	Litterial Green, Georgia (674 made)	1989-92
1,597	Ralph Beard, Kentucky (606 made)	1946-49
Conference games only:		
2,110	Pete Maravich, LSU (917 made)	1968-70

FIELD GOAL PERCENTAGE

GAME: (MINIMUM 10 ATTEMPTS)

*100.0	Durand Macklin, LSU vs. Mississippi St. (12-12)	1980
100.0	Michael Ansley, Alabama vs. N.M. State (12-12)	1987
100.0	Jarrell Evans, Ole Miss vs. Abilene (12-12)	1994
100.0	Rodney Dent, Kentucky vs. Morehead State (12-12)	1994
100.0	David Lee, Florida vs. Northeastern (12-12)	2003
100.0	Bob Lienhard, Georgia vs. Georgia Tech (11-11)	1968
100.0	Bobby Lee Hurt, Alabama vs. Texas Southern (11-11)	1982
100.0	Kenny Walker, Kentucky vs. Western Kentucky (11-11)	1986
*100.0	Troy McKoy, South Carolina vs. Georgia (11-11)	1993
*100.0	Bill Wilson, LSU vs. Georgia (10-10)	1964
100.0	Mack Crenshaw, Georgia vs. Clemson (10-10)	1964
100.0	Mike Jackson, Tennessee vs. Missouri (10-10)	1974
100.0	Randall Leath, Florida vs. Biscayne (10-10)	1981
*100.0	Charles Barkley, Auburn vs. Georgia (10-10)	1983
100.0	Michael Ansley, Alabama vs. Murray State (10-10)	1985
100.0	Stanley Roberts, LSU vs. Loyola Marymount (10-10)	1990
100.0	Joakim Noah, Florida vs. Savannah State (10-10)	2006
100.0	Erik Murphy, Florida vs. Wisconsin (10-10)	2013
94.1	Bernard King, Tennessee vs. Vermont (16-17)	1974
92.9	Reggie Hannah, Florida vs. Hofstra (13-14)	1977
92.9	Eugene McDowell, Florida vs. Mississippi St. (13-14)	1983
92.3	Bob Lienhard, Georgia vs. Florida (12-13)	1970
92.3	Dwayne Schintzius, Florida vs. Tennessee (12-13)	1989
92.3	Dwayne Davis, Florida vs. Stanford (12-13)	1990
92.3	Larry Davis, South Carolina vs. Davidson (12-13)	1996
92.3	Steve Hamer, Tennessee vs. Alabama (12-13)	1996
92.3	A.J. Ogilvy, Vanderbilt vs. Auburn (12-13)	2008

SEASON: (MINIMUM 300 ATTEMPTS)

65.4	Dale Ellis, Tennessee (257-393)	1982
64.6	Eugene McDowell, Florida (203-314)	1983
63.5	Rick Robey, Kentucky (167-363)	1978
63.4	Will Perdue, Vanderbilt (234-369)	1988
63.3	Dwayne Curtis, Ole Miss (212-335)	2008
63.2	Bob Lienhard, Georgia (215-340)	1970
63.1	Aaron Swinson, Auburn (234-371)	1994
62.8	Shaquille O'Neal, LSU (312-497)	1991
62.7	Joakim Noah, Florida (202-322)	2006
62.6	Corliss Williamson, Arkansas (273-436)	1994

SEASON: (MINIMUM 200 ATTEMPTS)

72.2	Dwayne Davis, Florida (179-248)	1989
67.1	Cameron Burns, Mississippi St. (167-249)	1989
66.4	Bobby Lee Hurt, Alabama (168-255)	1984
65.7	Michael Bradley, Kentucky (157-239)	1999
64.5	Reggie Johnson, Tennessee (131-203)	1977
64.4	Wiley Peck, Mississippi St. (154-239)	1979
64.4	Charles Barkley, Auburn (161-250)	1983
64.3	Lavon Mercer, Georgia (146-227)	1979
64.0	Erick Dampier, Mississippi St. (153-239)	1995
63.9	Alex Oriakhi, Missouri (138-216)	2013

SEASON: (MINIMUM 100 ATTEMPTS)

69.8	Chris Richard, Florida (97-139)	2006
69.0	Chris Richard, Florida (98-142)	2007
68.3	Doug Ashworth, Tennessee (95-139)	1975
67.8	Steve Grant, Vanderbilt (80-118)	1990
67.5	Dave Ramsden, LSU (112-166)	1969
66.7	Willie Jones, Vanderbilt (110-165)	1981
66.5	Bill Singletary, Mississippi St. (125-188)	1974
Conference games only:		
71.2	Bobby Lee Hurt, Alabama (104-146)	1984

CAREER: (MINIMUM 250 ATTEMPTS)

65.8	Michael Bradley, Kentucky (187-284)	1998-99
66.5	Chris Richard, Florida (286-430)	2004-07
64.3	Dave Ramsden, LSU (164-255)	1967-69
63.0	Bill Singletary, Mississippi St. (192-305)	1972-74
Conference games only:		
64.5	Bobby Lee Hurt, Alabama (272-422)	1982-85

CAREER: (MINIMUM 500 ATTEMPTS)

64.1	Dwayne Davis, Florida (572-892)	1987-91
62.6	Charles Barkley, Auburn (467-746)	1982-84
61.5	Joakim Noah, Florida (411-668)	2005-07
61.1	Kourtney Roberson, Texas A&M (348-570)	2012-15
60.9	Aaron Swinson, Auburn (574-943)	1992-94
60.6	Willie Jones, Vanderbilt (367-606)	1980-82
60.6	Will Perdue, Vanderbilt (519-856)	1984, 1986-88
60.1	Marquis Estill, Kentucky (365-607)	2001-03
59.9	Vernon Macklin, Florida (347-579)	2009-11
59.3	Willie Cauley-Stein, Kentucky (346-583)	2012-15
59.3	Charles Hurt, Kentucky (303-511)	1980-83
59.0	Richard Hendrix, Alabama (523-886)	2006-08

CAREER: (MINIMUM 1,000 ATTEMPTS)

63.1	Bobby Lee Hurt, Alabama (646-1,024)	1982-85
61.0	Shaquille O'Neal, LSU (786-1,289)	1990-92
59.7	Bob Lienhard, Georgia (663-1,110)	1968-70
59.7	Eugene McDowell, Florida (642-1,075)	1981-84
59.5	Dale Ellis, Tennessee (832-1,399)	1980-83
59.1	Melvin Turpin, Kentucky (626-1,059)	1981-84
59.0	Bernard King, Tennessee (811-1,374)	1975-77
58.5	Ronnie Williams, Florida (772-1,319)	1981-84
58.5	Patrick Patterson, Kentucky (617-1054)	2008-10
58.3	Buck Johnson, Alabama (731-1,253)	1983-86

THREE-POINT FIELD GOALS

GAME:

13	Rotnei Clarke, Arkansas vs. Alcorn State (17 atts.)	2010
12	Alex Dillard, Arkansas vs. Delaware State (22 atts.)	1994
*11	Michael Frazier, Florida vs. South Carolina (18 atts.)	2014
10	Chris Jackson, LSU vs. Tennessee (20 atts.)	1990
10	Lance Weems, Auburn vs. Arkansas (19 atts.)	1996
10	Pat Bradley, Arkansas vs. North Texas (24 atts.)	1999
10	Jodie Meeks, Kentucky vs. Tennessee (15 atts.)	2009
10	Rotnei Clarke, Arkansas vs. East Tennessee State (17 atts.)	2010
10	Marshall Henderson, Ole Miss vs. Oregon (23 atts.)	2014
9	Joe Lawrence, Florida vs. Hawaii (10 atts.)	1986
9	Chris Jackson, LSU vs. Ole Miss (20 atts.)	1989
9	Scott Draud, Vanderbilt vs. LSU (15 atts.)	1990
9	Lee Mayberry, Arkansas vs. LSU (12 atts.)	1992
9	Tony Delk, Kentucky vs. TCU (13 atts.)	1996
9	G.G. Smith, Georgia vs. Fresno State (15 atts.)	1998
9	Mario Moore, Vanderbilt vs. Wichita State (16 atts.)	2005
9	Chris Lofton vs. Georgia (12 atts.)	2006
9	Shan Foster vs. Mississippi St. (15 atts.)	2008
9	Jodie Meeks, Kentucky vs. Appalachian State (14 atts.)	2009

SEASON:

138	Marshall Henderson, Ole Miss (394 atts.)	2013
134	Shan Foster, Vanderbilt (286 atts.)	2008
134	John Jenkins, Vanderbilt (305 atts.)	2012
129	Marshall Henderson, Ole Miss (377 atts.)	2014
118	Chris Lofton, Tennessee (307 atts.)	2008
118	Michael Frazier, Florida (264 atts.)	2014
117	Jamel Bradley, South Carolina (294 atts.)	2002
117	Jodie Meeks, Kentucky (288 atts.)	2009
114	Chris Lofton, Tennessee (261 atts.)	2006
113	Eric Washington, Alabama (279 atts.)	1996
113	Lee Humphrey, Florida (246 atts.)	2006
113	Lee Humphrey, Florida (246 atts.)	2007
111	Chris Warren, Ole Miss (275 atts.)	2010
110	Kenny Boynton, Florida (270 atts.)	2012
108	Lance Weems, Auburn (279 atts.)	1996
106	Chris Lofton, Tennessee (253 atts.)	2007
103	Frank Seckar, Vanderbilt (272 atts.)	1996
103	Mykal Riley, Alabama (238 atts.)	2008
103	Chris Warren, Ole Miss (265 atts.)	2008
102	Scotty Thurman, Arkansas (239 atts.)	1995
101	Travis Ford, Kentucky (191 atts.)	1993
101	Scott Draud, Vanderbilt (225 atts.)	1991

CAREER:

431	Chris Lofton, Tennessee (1,021 atts.)	2005-08
367	Shan Foster, Vanderbilt (872 atts.)	2005-08
366	Pat Bradley, Arkansas (915 atts.)	1996-99
346	Allan Houston, Tennessee (817 atts.)	1990-93
334	Chris Warren, Ole Miss (900 atts.)	2008-11
333	Kenny Boynton, Florida (978 atts.)	2009-13
306	John Jenkins, Vanderbilt (699 atts)	2010-12
296	Ronnie McMahan, Vanderbilt (774 atts.)	1992-95
288	Scott Draud, Vanderbilt (657 atts.)	1987-88, 1990-91
288	Lee Humphrey, Florida (649 atts.)	2004-07
285	Erving Walker, Florida (752 atts.)	2009-12
283	Tony Delk, Kentucky (712 atts.)	1993-96
280	Barry Stewart, Mississippi St. (779 atts.)	2007-10
278	Frank Seckar, Vanderbilt (675 atts.)	1993-96
278	Aaron Harper, Ole Miss (720 atts.)	2001-04
274	Brett Nelson, Florida (689 atts.)	2000-03
274	Rotnei Clarke, Arkansas (653 atts.)	2009-11
267	Scotty Thurman, Arkansas (618 atts.)	1993-95
267	Anthony Roberson, Florida (665 atts.)	2003-05
267	Marshall Henderson, Ole Miss (771 atts.)	2012-14

THREE-POINT FIELD GOAL ATTEMPTS

GAME:

24	Pat Bradley, Arkansas vs. North Texas (10 made)	1999
23	Marshall Henderson, Ole Miss vs. Oregon (10 made)	2014
22	Alex Dillard, Arkansas vs. Delaware State (12 made)	1994
*20	Chris Jackson, LSU vs. Ole Miss (9 made)	1989
*20	Chris Jackson, LSU vs. Tennessee (10 made)	1990
20	Chris Lofton, Tennessee vs. N.C. A&T (8 made)	2008
19	Derrick Miller, Kentucky vs. Kansas (8 made)	1990
19	Lance Weems, Auburn vs. Arkansas (10 made)	1996
19	Marshall Henderson, Ole Miss vs. Tennessee (8 made)	2014
19	Marshall Henderson, Ole Miss vs. Mississippi St. (7 made)	2014
18	Derrick Miller, Kentucky vs. Tennessee (7 made)	1990
18	Anthony Roberson, Florida vs. Tennessee (5 made)	2005
18	Chris Lofton, Tennessee vs. Wichita State (6 made)	2006
18	Marshall Henderson, Ole Miss vs. Mississippi St. (3 made)	2013
18	Michael Frazier, Florida vs. South Carolina (11 made)	2014
17	Greg Bell, Tennessee vs. Kentucky (6 made)	1989
17	Chris Jackson, LSU vs. Kentucky (7 made)	1990
17	Jody Patton, Georgia vs. Tennessee (6 made)	1991
17	Scott Draud, Vanderbilt vs LSU (4 made)	1991
17	Darryl Wilson, Mississippi St. vs. Alabama (8 made)	1995
17	Rotnei Clarke, Arkansas vs. Alcorn State (13 made)	2010
17	Rotnei Clarke, Arkansas vs. East Tennessee St. (10 made)	2010

SEASON:

394	Marshall Henderson, Ole Miss (138 made)	2013
377	Marshall Henderson, Ole Miss (129 made)	2014
307	Chris Lofton, Tennessee (118 made)	2008
305	John Jenkins, Vanderbilt (134 made)	2012
294	Jamel Bradley, South Carolina (117 made)	2002
289	Derrick Miller, Kentucky (99 made)	1990
288	Jodie Meeks, Kentucky (117 made)	2009
286	Shan Foster, Vanderbilt (134 made)	2008
279	Eric Washington, Alabama (113 made)	1996
279	Lance Weems, Auburn (108 made)	1996
275	Chris Warren, Ole Miss (111 made)	2010
272	Frank Seckar, Vanderbilt (103 made)	1996
272	Tay Waller, Auburn (100 made)	2009
270	Kenny Boynton, Florida (110 made)	2012
265	Chris Warren, Ole Miss (103 made)	2008
264	Michael Frazier, Florida (118 made)	2014
262	Clarence Sanders, Ole Miss (96 made)	2007
261	Chris Lofton, Tennessee (114 made)	2006
254	Tony Delk, Kentucky (95 made)	1994
253	Chris Lofton, Tennessee (106 made)	2007

CAREER:

1,021	Chris Lofton, Tennessee (431 made)	2005-08
978	Kenny Boynton, Florida (333 made)	2010-13
915	Pat Bradley, Arkansas (366 made)	1996-99
900	Chris Warren, Ole Miss (334 made)	2008-11
872	Shan Foster, Vanderbilt (367 made)	2005-08
817	Allan Houston, Tennessee (346 made)	1990-93
779	Barry Stewart, Mississippi St. (280 made)	2007-10
774	Ronnie McMahan, Vanderbilt (296 made)	1992-95
771	Marshall Henderson, Ole Miss (267 made)	2013-14
752	Erving Walker, Florida (285 made)	2009-12
743	Keith Bogans, Kentucky (254 made)	2000-03
738	Brian Williams, Alabama (263 made)	1996-99
720	Aaron Harper, Ole Miss (278 made)	2001-04
713	Frankie Sullivan, Auburn (228 made)	2008-13
712	Tony Delk, Kentucky (283 made)	1993-96
699	John Jenkins, Vanderbilt (306 made)	2010-12
690	Dee Bost, Mississippi State (237 made)	2009-12
689	Brett Nelson, Florida (274 made)	2000-03
686	Keith Carter, Ole Miss (249 made)	1996-99
683	Levi Stukes, Georgia (261 made)	2004-07

THREE-POINT FG PERCENTAGE

GAME: (MINIMUM 7 ATTEMPTS)

*100.0	Bernard Davis, Georgia vs. Tennessee (8-8)	1994
*100.0	Larry Davis, South Carolina vs. Davidson (7-7)	1996
*100.0	Matt Walsh, Florida vs. Bethune-Cookman (7-7)	2002
*100.0	Ezra Williams, Georgia vs. LSU (7-7)	2003
*100.0	J.J. Frazier, Georgia vs. Mississippi State (7-7)	2015
90.0	Joe Lawrence, Florida vs. California (9-10)	1986
88.9	Ronnie Battle, Auburn vs. Georgia (8-9)	1992
88.9	Ronnie McMahan, Vanderbilt vs. So. Carolina (8-9)	1994
88.9	Rick Jones, Vanderbilt vs. Mississippi St. (8-9)	2000
88.9	Levi Stukes, Georgia vs. Fresno State (8-9)	2007
88.9	Eric Bledsoe, Kentucky vs. East Tennessee State (8-9)	2010
87.5	Derrick Miller, Kentucky vs. California (7-8)	1989
87.5	Frank Seckar, Vanderbilt vs. South Carolina (7-8)	1994
87.5	Brandon Wharton, Tennessee vs. Georgia (7-8)	1998
87.5	Jannero Pargo, Arkansas vs. Florida (7-8)	2002
87.5	Anthony Roberson, Florida vs. Vanderbilt (7-8)	2004
87.5	Ronald Steele, Alabama vs. Arkansas (7-8)	2006
87.5	Billy Humphrey, Georgia vs. Southern (7-8)	2007
87.5	Lee Humphrey, Florida vs. South Carolina (7-8)	2007
87.5	Chandler Parsons, Florida vs. Vanderbilt (7-8)	2009
87.5	Jermaine Beal, Vanderbilt vs. Auburn (7-8)	2009
87.5	Doron Lamb, Kentucky vs. Winthrop (7-8)	2011
87.5	KT Harrell, Auburn vs. Coastal Carolina (7-8)	2015

SEASON: (MINIMUM 100 ATTEMPTS)

52.9	Travis Ford, Kentucky (101-191)	1993
51.5	Gary Waites, Alabama (52-101)	1991
51.3	Kenyan Weaks, Florida (61-12)	1998
51.2	Bill McCaffrey, Vanderbilt (83-162)	1993
51.1	Ronnie Battle, Auburn (71-139)	1992
50.4	Joe Lawrence, Florida (64-127)	1987
50.0	Barry Booker, Vanderbilt (85-170)	1987
48.9	Wesley Person, Auburn (69-141)	1992
48.6	Jon Higgins, Tennessee (53-109)	2001
48.6	Doron Lamb, Kentucky (68-140)	2011
48.5	Mark Gottfried, Alabama (81-167)	1987
48.3	John Jenkins, Vanderbilt (72-149)	2010
48.0	Alvin Lee, Alabama (72-150)	1988
47.6	Mardracus Wade, Arkansas (70-147)	2012
47.4	Matt Bonner, Florida (63-133)	2003
46.9	Shan Foster, Vanderbilt (134-286)	2008
46.8	Michael Frazier, Florida (52-111)	2013
46.6	Doron Lamb, Kentucky (76-163)	2012
46.5	Alvin Lee, Alabama (60-129)	1989
46.5	Chris Lofton, Tennessee (93-200)	2005

CAREER: (100-199 ATTEMPTS)

50.4	Joe Lawrence, Florida (64-127)	1984-87
48.5	Mark Gottfried, Alabama (81-167)	1987
47.4	Cameron Mills, Kentucky (81-171)	1995-98
44.3	John Matthews, Ole Miss (54-122)	1988-91
41.7	Ray Donald, Auburn (95-108)	1995
41.4	John Caylor, Auburn (65-157)	1987-91
41.4	Dan Williams, Florida (79-191)	1994-98
41.1	Devin Booker, Kentucky (58-141)	2015
41.1	Ricky Blanton, LSU (46-112)	1987-89
40.6	Joe Johnson, Arkansas (63-155)	2000-01
40.3	Mark Griffin, Tennessee (73-181)	1985-89
40.3	Jason Williams, Florida (54-134)	1998

CAREER: (200-299 ATTEMPTS)

47.3	Alvin Lee, Alabama (132-279)	1987-89
42.4	Anthony Wilson, LSU (95-224)	1986-87
42.1	Derrick Wilcox, Vanderbilt (114-277)	1987-90
41.8	Barry Goheen, Vanderbilt (118-282)	1986-89
41.7	Shane Power, Mississippi St. (95-228)	2004-05
41.0	Keenan Carpenter, Auburn (103-251)	1987-89
41.0	Bryce Sheldon, South Carolina (102-249)	2006-07
40.7	Marcus Bullard, Mississippi St. (99-243)	1995-96
40.5	Gary Waites, Alabama (92-227)	1988-91

CAREER: (MINIMUM 300 ATTEMPTS)

47.5	Doron Lamb, Kentucky (144-303)	2011-12
46.0	Barry Booker, Vanderbilt (246-535)	1986-89
44.6	Bill McCaffrey, Vanderbilt (141-316)	1992-94
44.5	Travis Ford, Kentucky (190-427)	1991-94
44.5	Jody Patton, Georgia (172-387)	1988-91
44.4	Lee Humphrey, Florida (288-649)	2004-07
44.1	Wesley Person, Auburn (262-594)	1991-94
43.8	Scott Draud, Vanderbilt (288-657)	1987-88, 1990-91
43.8	John Jenkins, Vanderbilt (306-699)	2010-12
43.7	John Jenkins, Vanderbilt (172-394)	2010-11
43.5	Erik Murphy, Florida (143-329)	2009-13
43.2	Michael Frazier, Florida (227-525)	2013-15
43.2	Scotty Thurman, Arkansas (267-618)	1993-95
42.7	Kenyan Weaks, Florida (198-464)	1997-00
42.6	Dan Cage, Vanderbilt (164-385)	2004-07
42.5	Jannero Pargo, Arkansas (168-395)	2001-02
42.4	Allan Houston, Tennessee (346-817)	1990-93
42.3	Ronnie Battle, Auburn (236-558)	1990-93
42.2	Chris Lofton, Tennessee (431-1,020)	2005-08
42.1	Shan Foster, Vanderbilt (367-872)	2005-08
42.0	Greg Stolt, Florida (243-578)	1996-99

CONSECUTIVE THREE-POINT FIELD GOALS

11	Kevin Anglin, Vanderbilt (over two games)	1992

CONSECUTIVE GAMES WITH ONE THREE-POINT FIELD GOAL MADE

66	Marshall Henderson, Ole Miss	2013-14
60	Pat Bradley, Arkansas	1996-98
59	John Jenkins, Vanderbilt	2011-12
47	Allan Houston, Tennessee	1992-93
45	Chris Warren, Ole Miss	2009-10
43	Scooter McFadgon, Tennessee	2003-05
43	Shan Foster, Vanderbilt	2007-08
41	Aaron Harper, Ole Miss	2001-03
41	Michael Frazier, Florida	2014-15
40	Allan Houston, Tennessee	1991-92
39	Darryl Wilson, Mississippi St.	1993-95
39	Lee Humphrey, Florida	2004-07
39	Tay Waller, Auburn	2008-10
35	Chris Lofton, Tennessee	2006-07
34	Tony Delk, Kentucky	1994-95
34	Shan Foster, Vanderbilt	2005-06
33	Brett Nelson, Florida	2000-02
32	Wesley Person, Auburn	1993-94
32	Travis Ford, Kentucky	1993-94
32	Drew Maddux, Vanderbilt	1997-98
31	Chris Lofton, Tennessee	2004-06
30	Rotnei Clarke, Arkansas	2008-10
30	KT Harrell, Auburn	2015

FREE THROWS

GAME:

#30	Pete Maravich, LSU vs. Oregon State (31 atts.)	1970
22	Bill Justus, Tennessee vs. Ohio (23 atts.)	1969
*22	Pete Maravich, LSU vs. Florida (27 atts.)	1969
21	Jerry Graves, Mississippi St. vs. Vanderbilt (27 atts.)	1961
20	Jerry Graves, Mississippi St. vs. Spring Hill (24 atts.)	1961
20	BJ McKie, South Carolina vs. Ole Miss (20 atts.)	1998
19	Bailey Howell, Mississippi St. vs. Florida (23 atts.)	1957
19	Bailey Howell, Mississippi St. vs. Murray St. (21 atts.)	1958
19	Joakim Noah, Florida vs. Georgia (22 atts.)	2006
18	Jim Ashmore, Mississippi St. vs. Ole Miss (25 atts.)	1956
18	Neal Walk, Florida vs. LSU (21 atts.)	1969
18	Paul Ellis, Alabama vs. Ole Miss (20 atts.)	1972
18	Rich Knarr, Mississippi St. vs. Auburn (19 atts.)	1973
18	Kenny Higgs, LSU vs. Mississippi St. (20 atts.)	1978
18	Dwight Anderson, Kentucky vs. Miss. St. (23 atts.)	1979
18	Tony White, Tennessee vs. Auburn (19 atts.)	1987
18	Matt Freije, Vanderbilt vs. Indiana (18 atts.)	2003

SEASON:

337	Pete Maravich, LSU (436 atts.)	1970
282	Pete Maravich, LSU (378 atts.)	1969
274	Pete Maravich, LSU (338 atts.)	1968
243	Bailey Howell, Mississippi St. (315 atts.)	1958
233	John Stroud, Ole Miss (292 atts.)	1980
226	Bailey Howell, Mississippi St. (292 atts.)	1959
223	Bob Pettit, LSU (308 atts.)	1954
222	Carl Widseth, Tennessee (288 atts.)	1956
218	Kenny Walker, Kentucky (284 atts.)	1985
216	Jerry Graves, Mississippi St. (270 atts.)	1961
Conference games only:		
199	Pete Maravich, LSU (243 atts.)	1968

CAREER:

@893	Pete Maravich, LSU (1,152 atts.)	1968-70
682	Bailey Howell, Mississippi St. (892 atts.)	1957-59
672	BJ McKie, South Carolina (873 atts.)	1996-99
651	Allan Houston, Tennessee (767 atts.)	1990-93
621	Carl Widseth, Tennessee (848 atts.)	1953-56
550	Kenny Walker, Kentucky (733 atts.)	1983-88
549	Alec Kessler, Georgia (720 atts.)	1987-90
548	Litterial Green, Georgia (744 atts.)	1989-92

546	Ronnie Williams, Florida (785 atts.)	1981-84
540	John Stroud, Ole Miss (695 atts.)	1977-80
522	Kenny Higgs, LSU (683 atts.)	1975-78
515	Ernie Grunfeld, Tennessee (653 atts.)	1974-77
515	Udonis Haslem, Florida (773 atts.)	1999-02
514	Bob Emrick, Florida (673 atts.)	1954-57
506	Jim Ashmore, Mississippi St. (683 atts.)	1954-57
499	Tony White, Tennessee (594 atts.)	1984-87
496	John Mengelt, Auburn (619 atts.)	1969-71
488	Dan Issel, Kentucky (661 atts.)	1968-70
Conference games only:		
549	Pete Maravich, LSU (754 atts.)	1968-70

FREE THROW ATTEMPTS

GAME:

31	Pete Maravich, LSU vs. Oregon State (30 made)	1970
30	Paul Ellis, Alabama vs. Ole Miss (18 made)	1972
28	Robert Jarvis, Ole Miss vs. Arkansas (4 made)	1954
*27	Jerry Graves, Mississippi St. vs. Vanderbilt (21 made)	1961
*27	Pete Maravich, LSU vs. Florida (23 made)	1969
26	Bob Andrews, Alabama vs. Florida State (17 made)	1965
25	Jim Ashmore, Mississippi St. vs. Ole Miss (18 made)	1956
25	Ken Turner, Ole Miss vs Vanderbilt (15 made)	1969
24	Zippy Morocco, Georgia vs. Florida (16 made)	1953
24	Cliff Hagan, Kentucky vs. Temple (17 made)	1954
24	Jerry Graves, Mississippi St. vs. Spring Hill (20 made)	1961

SEASON:

436	Pete Maravich, LSU (337 made)	1970
378	Pete Maravich, LSU (282 made)	1969
338	Pete Maravich, LSU (274 made)	1968
315	Bailey Howell, Mississippi St. (243 made)	1958
304	Corliss Williamson, Arkansas (208 made)	1995
303	Zippy Morocco, Georgia (210 made)	1953
292	Bailey Howell, Mississippi St. (226 made)	1959
292	John Stroud, Ole Miss (233 made)	1980
289	Julius Randle, Kentucky (204 made)	2014
288	Carl Widseth, Tennessee (222 made)	1956
288	Lawrence Roberts, Mississippi St. (188 made)	2005
285	Bailey Howell, Mississippi St. (213 made)	1957
284	Kenny Walker, Kentucky (218 made)	1955
Conference games only:		
243	Pete Maravich, LSU (199 made)	1968

CAREER:

@1,152	Pete Maravich, LSU (893 made)	1968-70
892	Bailey Howell, Mississippi St. (682 made)	1957-59
873	BJ McKie, South Carolina (672 made)	1996-99
848	Carl Widseth, Tennessee (621 made)	1953-56
785	Ronnie Williams, Florida (546 made)	1981-84
784	Jerry Harper, Alabama (473 made)	1953-56
773	Udonis Haslem, Florida (515 atts.)	1999-02
767	Allan Houston, Tennessee (651 made)	1990-93
744	Litterial Green, Georgia (548 made)	1989-92
735	Reggie King, Alabama (486 made)	1976-79
733	Kenny Walker, Kentucky (550 made)	1983-86
720	Alec Kessler, Georgia (549 made)	1987-90
695	John Stroud, Ole Miss (540 made)	1977-80
683	Jim Ashmore, Mississippi St. (506 made)	1954-57
683	Kenny Higgs, LSU (522 made)	1975-78
675	Bobby Thym, Vanderbilt (453 made)	1954-57
673	Bob Emrick, Florida (514 made)	1954-57
Conference games only:		
754	Pete Maravich, LSU (549 made)	1968-70

@NCAA Record (for three-year career)

FREE THROW PERCENTAGE

GAME: (MINIMUM 15 ATTEMPTS)

100.0	Matt Freije, Vanderbilt vs. Indiana (18-18)	2003
100.0	Phil Cox, Vanderbilt vs. Middle Tennessee (17-17)	1985
100.0	Phil Cox, Vanderbilt vs. Middle Tennessee (17-17)	1985
*100.0	Levi Randolph, Alabama vs. Ole Miss (17-17)	2015
*100.0	Morris Dinwiddie, Georgia vs. Ole Miss (16-16)	1955
100.0	Bailey Howell, Mississippi St. vs. Tulane (16-16)	1958
*100.0	Eddie Palubinskas, LSU vs. Mississippi St. (16-16)	1973
*100.0	Dan Cross, Florida vs. Kentucky (16-16)	1995
*100.0	Dan Langhi, Vanderbilt vs. Tennessee (16-16)	1999
*100.0	Denver Brackeen, Ole Miss vs. Florida (15-15)	1955
*100.0	Eddie Johnson, Auburn vs. Mississippi St. (15-15)	1975

SEASON: (MINIMUM 100 ATTEMPTS)

93.0	Brenton Williams, South Carolina (120-129)	2014
92.8	Chris Warren, Ole Miss (168-181)	2011
91.2	Kyle Macy, Kentucky (104-114)	1980
91.2	Scooter McFadgon, Tennessee (134-147)	2004
91.2	Travis Ford, Kentucky (103-113)	1994
91.0	Chris Jackson, LSU (191-210)	1990
90.5	Bill Justus, Tennessee (133-147)	1969
90.3	Stefan Moody, Ole Miss (149-165)	2015
90.2	Tony White, Tennessee (165-183)	1987
90.2	Jodie Meeks, Kentucky (211-234)	2009

SEASON: (MINIMUM 50 ATTEMPTS)

92.7	Paul Smith, Mississippi St. (51-55)	1965
91.8	Rudy Thacker, Vanderbilt (56-61)	1971
91.7	Chris Lofton, Tennessee (55-60)	2006
91.4	Darrell Hawkins, Arkansas (74-81)	1992
90.2	Kenny Drost, LSU (74-82)	1966
90.2	Joe Ward, Georgia (55-61)	1984
90.1	David Rhodes, Ole Miss (82-91)	1972
90.0	Anthony Roberson, Florida (81-90)	2005
89.8	Kenyan Weaks, Florida (53-59)	2000
89.7	Jodie Meeks, Kentucky (61-68)	2007
89.7	Pat Robinette, Tennessee (52-58)	1965
Conference games only:		
94.1	Dave Rhodes, Ole Miss (64-68)	1972

CAREER: (MINIMUM 500 ATTEMPTS)

85.8	Roger Kaiser, Georgia Tech (446-520)	1959-61
84.9	Allan Houston, Tennessee (651-767)	1990-93
84.0	Tony White, Tennessee (499-594)	1984-87
81.4	Trevor Releford, Alabama (437-537)	2011-14
81.2	Darryl Wilson, Mississippi St. (439-541)	1994-96
80.1	John Mengelt, Auburn (496-619)	1969-71
80.0	Eddie Johnson, Auburn (410-512)	1974-77
79.6	Jerry Graves, Mississippi St. (467-587)	1959-61
79.6	Erving Walker, Florida (436-548)	2009-12
79.2	Ed Davender, Kentucky (438-553)	1984-88

CAREER: (MINIMUM 300 ATTEMPTS)

89.0	Kyle Macy, Kentucky (331-372)	1978-80
89.0	Jodie Meeks, Kentucky (299-336)	2007-09
88.1	Jimmy England, Tennessee (319-362)	1969-71
88.0	Bill McCaffrey, Vanderbilt (302-343)	1993-94
86.3	Chris Jackson, LSU (354-410)	1989-90
86.0	Chris Warren, Ole Miss (419-487)	2008-11
85.8	Phil Cox, Vanderbilt (331-386)	1982-85
85.7	Taurean Green, Florida (354-413)	2005-07
85.7	Marshall Henderson, Ole Miss (264-308)	2013-14
85.6	John Jenkins, Vanderbilt (320-374)	2010-12

CAREER: (MINIMUM 200 ATTEMPTS)

88.5	Brenton Williams, South Carolina (223-252)	2012-14
88.4	Danny Schulz, Tennessee (190-215)	1963-64
88.2	Travis Ford, Kentucky (239-271)	1991-94
87.7	David Rhodes, Ole Miss (179-204)	1971-73
87.5	Eddie Palubinskas, LSU (258-295)	1972-74
86.9	John Jenkins, Vanderbilt (192-221)	2009-11
86.7	Ronald Steele, Alabama (255-294)	2005-09
86.3	Rotnei Clarke, Arkansas (202-234)	2008-11
86.2	Mikhail Torrance, Alabama (244-283)	2007-10
Conference games only:		
88.2	Kyle Macy, Kentucky (224-254)	1978-80

CONSECUTIVE FREE THROWS

GAME:

21	Pete Maravich, LSU vs. Oregon State	1970
18	Bill Justus, Tennessee vs. Ohio	1969
18	Rich Knarr, Mississippi St. vs. Auburn	1973
18	Matt Freije, Vanderbilt vs. Indiana	2003
17	Phil Cox, Vanderbilt vs. Middle Tennessee State	1985
16	Cliff Hagan, Kentucky vs. Ole Miss	1952
16	Morris Dinwiddie, Georgia vs. Ole Miss	1955
16	Bailey Howell, Mississippi St. vs. Tulane	1958
16	Eddie Palubinskas, LSU vs. Mississippi St.	1973
16	Ronnie Williams, Florida vs. Alabama	1983
16	Dan Langhi, Vanderbilt vs. Tennessee	1999

SEASON:

50	Brenton Williams, South Carolina	2014
45	Levi Randolph, Alabama	2015
44	Travis Ford, Kentucky	1994
43	Paul Smith, Mississippi St.	1965
43	Phil Cox, Vanderbilt	1983
40	Jim Master, Kentucky	1982
39	Danny Schultz, Tennessee	1963
39	Michael Brooks, Tennessee	1985
39	Alvin Lee, Alabama	1988
39	Bill McCaffrey, Vanderbilt	1993
38	Allan Houston, Tennessee	1991
38	Chris Lofton, Tennessee	2006
37	Dave Rhodes, Ole Miss	1972
37	Phil Cox, Vanderbilt	1982
37	Taurean Green, Florida	2006
36	Jodie Meeks, Kentucky	2009
35	Jim Farmer, Alabama	1987
35	Chris Jackson, LSU	1990
33	Ed Davender, Kentucky	1988
33	Kenyon Weeks, Florida	2000
32	Scooter McFadgon, Tennessee	2004
Conference games only:		
45	Levi Randolph, Alabama	2015

CONSECUTIVE SEASONS:

50	Travis Ford, Kentucky	1993-94
47	Phil Cox, Vanderbilt	1982-83
32	Kyle Macy, Kentucky	1979-80
31	Eddie Palubinskas, LSU	1973-74

REBOUNDS

GAME:

*36	Herb Neff, Tennessee vs. Georgia Tech	1952
34	Bill Spivey, Kentucky vs Xavier	1951
34	Bob Burrow, Kentucky vs. Temple	1955
34	Bailey Howell, Mississippi St. vs. LSU	1957
33	Jerry Harper, Alabama vs. Louisiana College	1955
32	Bob Lienhard, Georgia vs. Sewanee	1969
32	Durand Macklin, LSU vs. Tulane	1977
31	Bailey Howell, Mississippi St. vs. Memphis State	1957
31	Gene Tormohlen, Tennessee vs. Ole Miss	1957
31	Jim Zinn, Florida vs. Ole Miss	1957
31	Bailey Howell, Mississippi St. vs. Southwestern (Tenn.)	1958
31	Neal Walk, Florida vs. Alabama	1968
30	Lew Doss, Florida vs. Mississippi St.	1955
30	Jim Zinn, Florida vs. Wofford	1956
30	Cotton Nash, Kentucky vs. Temple	1961
30	Cotton Nash, Kentucky vs. Ole Miss	1964
29	Neal Walk, Florida vs. Kentucky	1968
29	Bob Lienhard, Georgia vs. LSU	1969
28	Jerry Harper, Alabama vs. Georgia Tech	1956
28	Jerry Harper, Alabama vs. Mississippi St.	1956
28	Jerry Harper, Alabama vs. Vanderbilt	1956
28	Gene Tormohlen, Tennessee vs. Michigan	1958
28	Harry Hammonds, Alabama vs. Massachusetts	1966
28	Clyde Lee, Vanderbilt vs. Ole Miss	1966

SEASON:

567	Bill Spivey, Kentucky	1951
528	Cliff Hagan, Kentucky	1952
517	Jerry Harper, Alabama	1956
494	Neal Walk, Florida	1968
492	Bailey Howell, Mississippi St.	1957
481	Neal Walk, Florida	1969
474	Al Sanders, LSU	1970
459	Bob Burrow, Kentucky	1955
456	Jerry Harper, Alabama	1955
432	Bob Pettit, LSU	1954
Conference games only:		
296	Jerry Harper, Alabama	1956

CAREER:

1,688	Jerry Harper, Alabama	1953-56
1,279	Leon Douglas, Alabama	1973-76
1,279	Reggie King, Alabama	1976-79
1,277	Bailey Howell, Mississippi St.	1957-59
1,276	Durand Macklin, LSU	1977-81
1,223	Clyde Lee, Vanderbilt	1964-66
1,217	Shaquille O'Neal, LSU	1990-92
1,184	Erwin Dudley, Alabama	2000-03
1,181	Neal Walk, Florida	1966-69
1,168	Al Sanders, LSU	1970-72
1,129	Eddie Phillips, Alabama	1979-82
1,116	Bob Lienhard, Georgia	1968-70
1,113	Gene Tormohlen, Tennessee	1957-59
1,096	Jarvis Varnado, Mississippi St.	2007-10
1,093	Murphy Holloway, Ole Miss	2008-09, 2011-13
1,092	Rickey Brown, Mississippi St.	1977-80
1,078	Dan Issel, Kentucky	1968-70
Conference games only:		
1,044	Jerry Harper, Alabama	1953-56

REBOUNDS PER GAME

SEASON:

21.5	Jerry Harper, Alabama (517/24 games)	1956
19.8	Neal Walk, Florida (494/25 games)	1968
19.7	Bailey Howell, Mississippi St. (492/25 games)	1957
19.0	Jerry Harper, Alabama (456/24 games)	1955
17.8	Neal Walk, Florida (481/27 games)	1969
17.7	Gene Tormohlen, Tennessee (372/21 games)	1959
17.7	Bob Burrow, Kentucky (459/26 games)	1955
17.3	Bob Pettit, LSU (432/25 games)	1954
17.2	Bill Spivey, Kentucky (567/33 games)	1951
17.0	Jerry Harper, Alabama (358/21 games)	1953
Conference games only		
21.1	Jerry Harper, Alabama (296/14 games)	1956

CAREER:

18.2	Jerry Harper, Alabama (1,688/93 games)	1953-56
17.0	Bailey Howell, Mississippi St. (1,277/75 games)	1957-59
16.9	Gene Tormohlen, Tennessee (1,113/66 games)	1957-59
16.1	Bob Burrow, Kentucky (822/51 games)	1955-56
15.5	Clyde Lee, Vanderbilt (1,223/79 games)	1964-66
15.3	Neal Walk, Florida (1,181/77 games)	1966-69
14.9	Bob Lienhard, Georgia (1,116/75 games)	1968-70
14.8	Bob Pettit, LSU (1,039/70 games)	1952-54
14.3	Rex Frederick, Auburn (904/63 games)	1957-59
14.1	Cliff Luyk, Florida (678/48 games)	1960-61
14.1	Al Sanders, LSU (1,168/83 games)	1970-72
Conference games only:		
18.0	Jerry Harper, Alabama (1,044/58 games)	1953-56

ASSISTS

GAME:

*19	Bill Hann, Tennessee vs. Alabama	1968
*19	Kenny Higgs, LSU vs. Georgia	1977
19	Phil Pressey, Missouri vs. UCLA	2013
18	Kenny Higgs, LSU vs. Tennessee	1977
18	Randy Livingston, LSU vs. George Mason	1995
18	Ronald Steele, Alabama vs. East Tennessee State	2004
17	Jason Williams, Florida vs. Duquesne	1998
17	Kenny Higgs, LSU vs. Mississippi St.	1976
16	Jerry Hoover, Florida vs. Alabama	1971
16	Kenny Higgs, LSU vs. Vanderbilt	1976
16	Bert Bertelkamp, Tennessee vs. Maryland	1980
16	Ethan Martin, LSU vs. Tulane	1981
16	Chuck Evans, Mississippi St. vs. Mo.-Kansas City	1993
16	John Wall, Kentucky vs. Hartford	2010
15	Gino Gianfrancesco, Georgia vs. Georgia Tech	1972
15	Eddie Johnson, Auburn vs. LSU	1976
15	Al Perry, Mississippi St. vs. Vanderbilt	1977
15	Sean Tuohy, Ole Miss vs. Auburn	1980
15	Eric Richardson, Alabama vs. Kentucky	1984
15	Fred Jenkins, Tennessee vs. Georgia	1987
15	Travis Ford, Kentucky vs. Eastern Kentucky	1994
15	Randy Livingston, LSU vs. McNeese State	1995
15	Randy Livingston, LSU vs. Troy State	1995
15	Kareem Reid, Arkansas vs. Jackson State	1997
15	Dontell Jefferson, Arkansas vs. Portland State	2005

SEASON:

260	Sean Tuohy, Ole Miss	1980
241	Terry Coner, Alabama	1986
241	John Wall, Kentucky	2010
240	Phil Pressey, Missouri	2013
239	Kenny Higgs, LSU	1977
235	Chuck Evans, Mississippi St.	1993
232	Roger Harden, Kentucky	1986
231	Nick Calathes, Florida	2009
227	Rodney Woods, Tennessee	1975
221	Johnny Darden, Tennessee	1977
221	Gerald White, Auburn	1986
221	Nick Calathes, Florida	2008
220	Ennis Whatley, Alabama	1983
219	Chuck Evans, Mississippi St.	1992
219	Kareem Reid, Arkansas	1996
215	Sean Tuohy, Ole Miss	1982
214	Wes Flanigan, Auburn	1996
210	Derrick Zimmerman, Mississippi St.	2002
207	Al Perry, Mississippi St.	1976
207	Corey Beck, Arkansas	1995
Conference games only:		
162	Sean Tuohy, Ole Miss (18 games)	1980

CAREER:

830	Sean Tuohy, Ole Miss	1979-82
748	Kareem Reid, Arkansas	1996-99
715	Johnny Darden, Tennessee	1976-79
664	Terry Coner, Alabama	1984-87
646	Dirk Minniefield, Kentucky	1980-83
645	Kenny Higgs, LSU	1975-78
638	Ethan Martin, LSU	1977-81
633	Dee Bost, Mississippi St.	2009-12
624	Gerald White, Auburn	1983-87
619	Gary Waites, Alabama	1988-91
577	C.J. Watson, Tennessee	2003-06
573	Wes Flanigan, Auburn	1994-97
544	Anthony Epps, Kentucky	1994-97
544	Torris Bright, LSU	2000-03
540	Erving Walker, Florida	2009-12
530	Jarvis Summers, Ole Miss	2011-15
525	Rodney Woods, Tennessee	1973-75
517	Atiba Prader, Vanderbilt	1996-00
Conference games only:		
523	Sean Tuohy, Ole Miss	1979-82

ASSISTS PER GAME

SEASON:

8.85	Kenny Higgs, LSU (239/27 games)	1977
8.73	Rodney Woods, Tennessee (227/26 games)	1975
8.66	Sean Tuohy, Ole Miss (260/30 games)	1980
8.35	Johnny Darden, Tennessee (192/23 games)	1978
8.19	Johnny Darden, Tennessee (221/27 games)	1977
8.10	Chuck Evans, Mississippi St. (235/29 games)	1993
7.96	Al Perry, Miss. State (207/26 games)	1976
Conference games only:		
9.0	Sean Tuohy, Ole Miss (162/18 games)	1980

CAREER:

7.96	Chuck Evans, Mississippi St. (454/57 games)	1992-93
7.09	Sean Tuohy, Ole Miss (830/117 games)	1979-82
7.06	Phil Pressey, Missouri (240/34 games)	2013
6.91	Rodney Woods, Tennessee (525/75 games)	1973-75
6.55	Johnny Darden, Tennessee (715/109 games)	1976-79
6.32	Ennis Whatley, Alabama (398/63 games)	1982-83
6.28	Nick Calathes, Florida (452/72 games)	2008-09
6.08	Kenny Higgs, LSU (645/106 games)	1975-78
5.71	Kareem Reid, Arkansas (748/131 games)	1996-99
5.57	Detrick White, Mississippi St. (351/63 games)	1998-99
5.44	Terry Coner, Alabama (664/122 games)	1984-87
5.38	Jan van Breda Kolff, Vanderbilt (430/80 games)	1977-81
5.30	Sean Woods, Kentucky (482/91 games)	1990-92
5.27	Ethan Martin, LSU (638/121 games)	1977-81
5.25	Dirk Minniefield, Kentucky (646/123 games)	1980-83
5.19	Dee Bost, Mississippi St. (633/122 games)	2009-12
5.12	Pete Maravich, LSU (425/83 games)	1968-70
5.11	Gerald White, Auburn (624/122 games)	1984-87
5.11	LaMarcus Golden, Tennessee (291/57 games)	1993-94
5.06	Dee Bost, Mississippi St. (450/89 games)	2008-11
5.00	Al Perry, Mississippi St. (510/102 games)	1975-78
Conference games only:		
8.38	Chuck Evans, Mississippi St. (268/32 games)	1992-93

BLOCKS

GAME:

*14	Roy Rogers, Alabama vs. Georgia	1996
$13	Kyle Davis, Auburn vs. Miami	2001
12	Shaquille O'Neal, LSU vs. Loyola Marymount	1990
12	Nerlens Noel, Kentucky vs. Ole Miss	2013
11	Shaquille O'Neal, LSU vs. Auburn	1992
11	Shaquille O'Neal, LSU vs. Brigham Young	1992
11	Shaquille O'Neal, LSU vs. South Carolina	1992
11	Stromile Swift, LSU vs. Alabama	1999
10	Shaquille O'Neal, LSU vs. Texas	1990
10	Shaquille O'Neal, LSU vs. Florida	1991
10	Roy Rogers, Alabama vs. LSU	1996
10	Steven Hill, Arkansas vs. Texas State	2005
10	Jarvis Varnado, Mississippi St. vs. Miami (Fla.)	2008
10	Jarvis Varnado, Mississippi St. vs. Georgia	2008
10	Jarvis Varnado, Mississippi St. vs. Kentucky	2008
10	Jarvis Varnado, Mississippi St. vs. Arkansas	2010
10	Sam Muldrow, South Carolina vs. Vanderbilt	2011
10	Kenny Gabriel, Auburn vs. Bethune-Cookman	2012

SEASON:

186	Anthony Davis, Kentucky (40 games)	2012
170	Jarvis Varnado, Mississippi St. (36 games)	2009
170	Jarvis Varnado, Mississippi St. (36 games)	2010
157	Shaquille O'Neal, LSU (30 games)	1992
157	Jarvis Varnado, Mississippi St. (34 games)	2008
156	Roy Rogers, Alabama (32 games)	1996
140	Shaquille O'Neal, LSU (28 games)	1991
126	Kyle Davis, Auburn (34 games)	2003
121	Robert Horry, Alabama (35 games)	1992
115	Shaquille O'Neal, LSU (32 games)	1990
113	Jordan Mickey, LSU (31 games)	2015
106	Erick Dampier, Mississippi St. (34 games)	1996
106	Nerlens Noel, Kentucky (24 games)	2013
106	Jordan Mickey, LSU (34 games)	2014
106	Willie Cauley-Stein, Kentucky (37 games)	2014
103	Sam Muldrow, South Carolina (30 games)	2011
99	Tyrus Thomas, LSU (32 games)	2006
99	Steven Hill, Arkansas (35 games)	2007
98	Reginald Buckner, Ole Miss (36 games)	2013
97	Sam Muldrow, South Carolina (31 games)	2010

CAREER:

#564	Jarvis Varnado, Mississippi State	2007-10
412	Shaquille O'Neal, LSU	1990-92
360	Kyle Davis, Auburn	2001-04
327	Lavon Mercer, Georgia	1977-80
326	Reginald Bucker, Ole Miss	2010-13
318	Steven Hill, Arkansas	2005-08
285	Robert Horry, Alabama	1989-92
275	Sam Muldrow, South Carolina	2008-11
272	Dwayne Schintzius, Florida	1986-90
268	Jamaal Magloire, Kentucky	1997-00
266	Roy Rogers, Alabama	1993-96
249	Brandon Wallace, South Carolina	2004-07
249	Erick Dampier, Mississippi St.	1994-96
247	Charles Claxton, Georgia	1992-95
241	Mamadou N'diaye, Auburn	1997-00
235	Leon Douglas, Alabama	1973-76
233	Willie Cauley-Stein, Kentucky	2012-15
226	Melvin Turpin, Kentucky	1981-84
221	Jermareo Davidson, Alabama	2004-07
219	Jordan Mickey, LSU	2013-15
218	Sam Bowie, Kentucky	1980-84
212	Andre Riddick, Kentucky	1992-95
212	C.J. Black, Tennessee	1997-00
212	JaMychal Green, Alabama	2009-12

BLOCKS PER GAME

SEASON:

5.2	Shaquille O'Neal, LSU (157/30 games)	1992
5.0	Shaquille O'Neal, LSU (140/28 games)	1991
4.9	Roy Rogers, Alabama (156/32 games)	1996
4.7	Jarvis Varnado, Mississippi St. (170/36 games)	2009
4.7	Jarvis Varnado, Mississippi St. (170/36 games)	2010
4.7	Anthony Davis, Kentucky (186/40 games)	2012
4.6	Jarvis Varnado, Mississippi St. (157/34 games)	2008
3.7	Kyle Davis, Auburn (126/34 games)	2003
3.6	Jordan Mickey, LSU (113/31 games)	2015
3.6	Shaquille O'Neal, LSU (115/32 games)	1990
3.5	Robert Horry, Alabama (121/35 games)	1992
3.4	Charles Claxton, Georgia (94/28 games)	1995
3.4	Sam Muldrow, South Carolina (103/30 games)	2011
3.3	Kyle Davis, Auburn (78/24 games)	2002
3.1	Lavon Mercer, Georgia (88/28 games)	1979
3.1	Erick Dampier, Mississippi St. (106/34 games)	1996
3.1	Tyrus Thomas, LSU (99/32 games)	2006
3.1	Sam Muldrow, South Carolina (97/31 games)	2010
3.1	Jordan Mickey, LSU (106/34 games)	2014
3.0	Leon Douglas, Alabama (80/27 games)	1975
2.9	Brandon Wallace, South Carolina (86/30 games)	2007
2.9	Sam Bowie, Kentucky (80/28 games)	1981
2.9	Delvon Johnson, Arkansas (91/31 games)	2011
2.9	Reginald Buckner, Ole Miss (95/33 games)	2011
2.9	Willie Cauley-Stein, Kentucky (106/37 games)	2014

STEALS

GAME:

10	Anthony Murray, Alabama vs. Michigan	1978
*10	Shawn Griggs, LSU vs. Tennessee	1991
9	Robert Shepherd, Arkansas vs. Arizona	1993
8	Gary Hooker, Mississippi St. vs. Samford	1976
8	Gary Hooker, Mississippi St. vs. Southwestern La.	1976
8	Eric Laird, Ole Miss vs. DePaul	1983
8	Derrick Taylor, LSU vs. Hawaii-Loa	1986
8	Clifford Lett, Florida vs. Georgia	1989
8	Gerald Glass, Ole Miss vs. Christian Brothers	1989
8	Derrick Dennison, Auburn vs. Michigan State	1990
8	Shawn Griggs, LSU vs. Arizona	1990
8	Shawn Griggs, LSU vs. Loyola Marymount	1990
8	Clarence Ceasar, LSU vs. Auburn	1994
8	Frank Seckar, Vanderbilt vs. Tennessee Tech	1995
8	Wayne Turner, Kentucky vs. George Washington	1998
8	Jeremy Hays, Alabama vs. Oregon State	1999
8	James Strong, Vanderbilt vs. Morehead State	1999
8	Rajon Rondo, Kentucky vs. Mississippi St.	2005
8	DeWayne Reed, Auburn vs. George Washington	2008
8	Anthony Hickey, LSU vs. Texas A&M	2013

SEASON:

103	Devan Downey, South Carolina (32 games)	2008
102	Clint McDaniel, Arkansas (37 games)	1995
93	Chuck Eidson, South Carolina (32 games)	2000
93	Darryl Joe, LSU (39 games)	1987
91	Chuck Eidson, South Carolina (37 games)	2002
90	Clarence Ceasar, LSU (31 games)	1992
89	Pat Hamilton, Georgia (32 games)	1988
89	Gerald Glass, Ole Miss (30 games)	1989
89	Devan Downey, South Carolina (31 games)	2009
87	Robert Shepherd, Arkansas (31 games)	1993
87	Rajon Rondo, Kentucky (34 games)	2005
85	Devan Downey, South Carolina (31 games)	2010
85	Anthony Hickey, LSU	2013
84	Derrick Taylor, LSU (38 games)	1986
84	Pat Hamilton, Georgia (31 games)	1989
83	Ethan Martin, LSU (36 games)	1981
83	Chuck Evans, Mississippi St. (28 games)	1992
83	Ronnie Brewer, Arkansas (32 games)	2006
82	Chuck Evans, Mississippi St. (29 games)	1993
81	Jerry Reynolds, LSU (29 games)	1984
81	Shawn Griggs, LSU (30 games)	1991

CAREER:

310	Clarance Ceasar, LSU	1992-95
279	Ethan Martin, LSU	1977-81
277	Devan Downey, South Carolina	2008-10
272	Chuck Eidson, South Carolina	2000-03
263	Trevor Releford, Alabama	2011-14
259	Sundiata Gaines, Georgia	2005-08
251	Kareem Reid, Arkansas	1996-99
245	Torris Bright, LSU	2000-03
238	Wayne Turner, Kentucky	1996-99
226	Clint McDaniel, Arkansas	1992-95
219	Darrel Mitchell, LSU	2003-06
217	Ray White, Mississippi St.	1976-79
216	Pat Hamilton, Georgia	1985-89
216	Ronnie Brewer, Arkansas	2004-06
216	Anthony Hickey, LSU	2012-14
214	Frank Seckar, Vanderbilt	1993-96
214	Drew Maddux, Vanderblt	1994-98
211	Jason Smith, Ole Miss	1996-99
211	Vincent Yarbrough, Tennessee	1998-02
211	Atiba Prader, Vanderbilt	1996-00

STEALS PER GAME

SEASON:

3.2	Devan Downey, South Carolina (103/32 games)	2008
3.0	Clarance Ceasar, LSU (66/22 games)	1995
3.0	Gerald Glass, Ole Miss (89/30 games)	1989
3.0	Chuck Evans, Mississippi St. (83/28 games)	1992
3.0	Clarence Ceasar, LSU (80/27 games)	1994
2.9	Clarence Ceasar, LSU (90/31 games)	1992
2.9	Chuck Eidson, South Carolina (93/32 games)	2000
2.9	LaMarcus Golden, Tennessee (78/27 games)	1994
2.9	Devan Downey, South Carolina (89/31 games)	2009
2.9	Anthony Hickey, LSU (85/29 games)	2013
2.8	Clint McDaniel, Arkansas (102/37 games)	1995
2.8	Chuck Evans, Mississippi St. (82/29 games)	1993
2.8	Robert Shepherd, Arkansas (87/31 games)	1993
2.8	Jerry Reynolds, LSU (81/29 games)	1984
2.8	Shawn Griggs, LSU (81/29 games)	1991
2.7	Pat Hamilton, Georgia (84/31 games)	1989
2.7	T.J. Cleveland, Arkansas (70/26 games)	2000
2.7	Darryl Joe, LSU (80/30 games)	1988
2.7	James Strong, Vanderbilt (77/29 games)	1999
2.7	Devan Downey, South Carolina (85/31 games)	2010
2.6	Frank Seckar, Vanderbilt (73/28 games)	1995
2.6	Ronnie Brewer, Arkansas (83/32 games)	2006
2.6	Rajon Rondo, Kentucky (87/34 games)	2005
2.5	Ronnie Brewer, Arkansas (76/30 games)	2005
2.5	Pat Hamilton, Georgia (80/32 games)	1988
2.5	Ray White, Mississippi St. (57/23 games)	1979
2.5	Chuck Eidson, South Carolina (91/37 games)	2002

TRIPLE-DOUBLES

Pete Maravich (LS) vs. Mississippi State – 33p, 11r, 10a	2/3/69
^Alvin Robertson (AR) at Texas – 23p, 11r, 10a	1/19/84
Chris Mills (UK) vs. Austin Peay – 19p, 10r, 10a	12/27/88
Shaquille O'Neal (LS) vs. Texas – 16p, 19r, 10b	1/2/90
Shaquille O'Neal (LS) vs. Loyola-Marymount – 20p, 24r, 12b	2/3/90
Shaquille O'Neal (LS) vs. Florida – 31p, 21r, 10b	1/26/91
Shaquille O'Neal (LS) at South Carolina – 19p, 14r, 11b	2/19/92
Shaquille O'Neal (LS) vs. Auburn – 30p, 20r, 11b	2/22/92
Shaquille O'Neal (LS) vs.BYU – 26p, 13r, 11b	3/19/92
Roy Rogers (UA) vs. Georgia – 15p, 12r, 15b	2/10/96
Roy Rogers (UA) vs. LSU – 27p, 10r, 10b	2/17/96
Chuck Eidson (SC) vs. S.C. State – 25p, 10r, 10a	11/29/02
Lawrence Roberts (MS) vs. Nicholls St – 18p, 11r, 12a	11/21/04
Corey Brewer (UF) vs. Jacksonville – 15p, 10r, 13a	12/18/05
Jamont Gordon (MS) vs. Vanderbilt – 15p, 12r, 10a	2/21/07
Jarvis Varnado (MS) vs. Kentucky – 10p, 12r, 10b	1/15/08
Nick Calathes (UF) vs. Creighton – 11p, 13r, 11a	3/21/08
Tyler Smith (UT) vs. UNC Asheville – 12p, 10r, 10a	12/3/08
Courtney Fortson (AR) vs. N.C. Central – 20p, 10r, 11a	12/10/08
Nick Calathes (UF) vs. Georgia – 20p, 13r, 10a	1/28/09
Jarvis Varnado (MS) vs. Arkansas – 17p, 12r, 10b	1/14/10
Brad Tinsley (VU) vs. Presbyterian – 11p, 10r, 10a	11/12/10
Sam Muldrow (SC) vs. Vanderbilt – 16p, 14r, 10b	1/8/11
Kenny Gabriel (AU) vs. Bethune-Cookman – 24p, 13r, 10b	1/2/12
Tim Quarterman (LS) vs. Ole Miss – 18p, 1-r, 10a	2/28/15

^ achieved while Arkansas was a member of the Southwest Conference

SOUTHEASTERN CONFERENCE TEAM RECORDS

#NCAA Record *Conference Game Record $NIT Record

POINTS

GAME:

159	LSU vs. Northern Arizona (159-86)	1992
148	LSU vs. Loyola Marymount (148-141, OT)	1990
*143	Kentucky vs. Georgia (143-66)	1956
141	Auburn vs. Troy State (141-116)	1992
138	Georgia vs. Arkansas A&M (138-91)	1968
131	Arkansas vs. Montevallo (131-63)	1994
131	Florida vs. New Hampshire (131-72)	1999
130	Vanderbilt vs. Ole Miss (130-112)	1971
130	Arkansas vs. Alcorn State (130-68)	2010
129	Arkansas vs. Texas Southern (129-63)	1994
129	Kentucky vs. LSU (129-97)	1996
128	LSU vs. Louisiana College (128-74)	1954
128	LSU vs. Tennessee-Martin (128-79)	1988
128	Arkansas vs. Bethune Cookman (128-46)	1992
127	LSU vs. Tulane (127-114)	1970
127	LSU vs. George Mason (127-104)	1995
127	Kentucky vs. LSU (127-80)	1995
126	Kentucky vs. South Carolina (126-81)	1980
125	Florida vs. Florida A&M (125-50)	2000
124	Vanderbilt vs. Portland (124-73)	1970
124	LSU vs. Texas (124-113)	1990
124	Georgia vs. Western Kentucky (124-65)	1991
124	Kentucky vs. Tennessee-Martin (124-50)	1995
124	Kentucky vs. Texas Christian (124-80)	1996
124	Tennessee vs. UNC Asheville (124-49)	2010

GAME (BOTH TEAMS):

289	LSU vs. Loyola Marymount (148-141, OT)	1990
257	Auburn vs. Troy State (141-116)	1992
245	Ole Miss vs. Baylor (113-132)	1971
245	Kentucky vs. Kansas (95-150)	1990
245	LSU vs. Northern Arizona (159-86)	1992
*242	Vanderbilt vs. Ole Miss (130-112)	1971
241	LSU vs. Tulane (127-114)	1970
237	LSU vs. Texas (124-113)	1990
236	LSU vs. Loyola Marymount (122-114)	1991
234	Kentucky vs. Northwestern (118-116)	1966
232	LSU vs. Tennessee (119-113)	1990
231	Kentucky vs. North Carolina (110-121)	1990
231	LSU vs. George Mason (127-104)	1995
230	LSU vs. Florida State (100-130)	1968
229	Georgia vs. Arkansas A&M (138-91)	1968
229	Kentucky vs. Southwestern Louisiana (113-116)	1990
229	LSU vs. Vanderbilt (121-108)	1990
228	LSU vs. Tennessee (122-106)	1990
227	LSU vs. Illinois (100-127)	1988
226	Kentucky vs. LSU (121-105)	1970
226	Kentucky vs. LSU (129-97)	1996

SEASON:

3,416	Arkansas (39 games)	1995
3,325	Kentucky (40 games)	1997
3,292	Kentucky (36 games)	1996
3,193	Florida (40 games)	2007
3,176	Arkansas (34 games)	1994
3,123	Kentucky (39 games)	1998
3,102	Florida (37 games)	2000
3,095	Kentucky (40 games)	2012
3,086	Kentucky (36 games)	1992
3,053	Arkansas (34 games)	1992
3,052	Florida (39 games)	2006
3,012	Kentucky (38 games)	2010
2,992	Kentucky (40 games)	2014
2,985	LSU (32 games)	1970
2,975	Kentucky (34 games)	1993
2,966	LSU (32 games)	1989
2,952	Kentucky (34 games)	1994
2,946	Tennessee (36 games)	2008
2,921	LSU (32 games)	1990
2,900	Kentucky (39 games)	2015

Conference games only:

1,728	Kentucky (18 games	1971

POINTS PER GAME

96.8	Kentucky (2709/28 games)	1970
95.4	Kentucky (2670/28 games)	1971
93.4	Arkansas (3176/34 games)	1994
93.3	LSU (2985/32 games)	1970
92.7	LSU (2966/32 games)	1989
92.2	Kentucky (2858/31 games)	1975
91.4	Kentucky (3292/36 games)	1996
91.3	LSU (2921/32 games)	1990
90.8	Ole Miss (2361/26 games)	1971
90.8	Kentucky (2542/28 games)	1969
90.4	LSU (2713/30 games)	1991
89.8	Arkansas (3053/34 games)	1992
89.1	LSU (2316/26 games)	1969
88.9	Kentucky (2400/27 games)	1968
88.8	Kentucky (2487/28 games)	1990
88.7	LSU (2308/26 games)	1968
87.9	Alabama (2110/24 games)	1956

MARGIN OF VICTORY

91	LSU vs. Southwestern (Tenn.) (124-33)	1953
82	Arkansas vs. Bethune-Cookman (128-46)	1992
79	Tennessee vs. Mexico (121-42)	1966
*77	Kentucky vs. Georgia (143-66)	1956
75	Florida vs. Florida A&M (125-50)	2000
75	Tennessee vs. UNC Asheville (124-49)	2010
74	Kentucky vs. Tennessee-Martin (124-50)	1995
73	LSU vs. Northern Arizona (159-86)	1992
72	Kentucky vs. Wabash (92-24)	1947
72	Kentucky vs. Western Ontario (90-18)	1950
69	Kentucky vs. Oglethorpe (81-12)	1934
69	Kentucky vs. Arkansas State (75-6)	1945
69	Kentucky vs. Vanderbilt (98-29)	1947
69	Tennessee vs. Middle Tennessee (109-40)	2008
68	Arkansas vs. Montevallo (131-63)	1994
68	Arkansas vs. Northwestern (La.) State (115-47)	2000
67	Florida vs. Roosevelt (121-54)	1976
67	Georgia vs. Mercer (117-50)	1991
66	Kentucky vs. Auburn (84-18)	1947
66	Arkansas vs. Texas Southern (129-63)	1994
66	Mississippi State vs. Loyola-N.O. (98-32)	1997
64	Kentucky vs. Morehead State (96-32)	1996

FIELD GOALS

GAME:

61	LSU vs. Loyola Marymount (95 atts.)	1990
61	LSU vs. Northern Arizona (103 atts.)	1992
*60	Kentucky vs. Georgia (105 atts.)	1956
56	Ole Miss vs. Arkansas A&M (93 atts.)	1974
56	LSU vs. Tennessee-Martin (100 atts.)	1988
55	Auburn vs. Troy State (84 atts.)	1992
54	Tennessee vs. Mexico (112 atts.)	1966
54	Kentucky vs. Ole Miss (90 atts.)	1971
53	LSU vs. St. Peter's (94 atts.)	1975
53	Georgia vs. Whittier (82 atts.)	1980
52	Georgia vs. Arkansas A&M (92 atts.)	1968
52	Vanderbilt vs. Ole Miss (101 atts.)	1971
51	Kentucky vs. Mississippi State (80 atts.)	1975
51	Auburn vs. Oklahoma State (87 atts.)	1978

GAME (BOTH TEAMS):

113	LSU (61) vs. Loyola Marymount (52)	1990
*100	Vanderbilt (52) vs. Ole Miss (48)	1971
97	LSU (50) vs. Tulane (47)	1970
96	Kentucky (46) vs. Northwestern (50)	1967
96	Kentucky (50) vs. Austin Peay (46)	1999
95	Auburn (55) vs. Troy State (40)	1992
93	LSU (50) vs. Clemson (43)	1970
93	LSU (56) vs. Tennessee-Martin (37)	1988
93	LSU (61) vs. Northern Arizona (32)	1992
90	Kentucky (52) vs. LSU (38)	1968
90	Mississippi State (47) vs. Vanderbilt (43)	1980

SEASON:

1,238	Kentucky (2631 atts.)	1997
1,223	Arkansas (2634 atts.)	1995
1,198	Kentucky (2461 atts.)	1996
1,197	Kentucky (2412 atts.)	1975
1,170	LSU (2327 atts.)	1986
1,161	Kentucky (2409 atts.)	1998
1,159	LSU (2403 atts.)	1970
1,154	Arkansas (2363 atts.)	1994
1,128	Arkansas (2275 atts.)	1992
1,125	Florida (2138 atts.)	2007
1,116	LSU (2194 atts.)	1990
1,115	LSU (2303 atts.)	1989
1,104	Florida (2299 atts.)	2000
1,099	Kentucky (2205 atts.)	1970
1,098	LSU (2144 atts.)	1981
1,096	Kentucky (2248 atts.)	2012
1,082	Kentucky (3456 atts.)	1948
1,081	Florida (2246 atts.)	1987
1,077	Kentucky (2129 atts.)	1971
1,066	Kentucky (2228 atts.)	2010
Conference games only:		
719	Kentucky (1450 atts.)	1975

FIELD GOAL ATTEMPTS

GAME:

125	Kentucky (32 made) vs. Indiana Central	1947
*125	Kentucky (47 made) vs. Ole Miss	1964
120	Vanderbilt (39 made) vs. Lipscomb	1953
117	Ole Miss (44 made) vs. Georgia	1952
115	Mississippi State (45 made) vs. Howard College	1956
114	LSU (50 made) vs. Louisiana College	1954
113	Florida (49 made) vs. South Florida	1972
112	Ole Miss (40 made) vs. Mississippi College	1951
112	Mississippi State (44 made) vs. Union	1961
112	Tennessee (54 made) vs. Mexico	1966
109	Ole Miss (41 made) vs. Birmingham-Southern	1952
107	Alabama (46 made) vs. Georgia	1954
107	Ole Miss (47 made) vs. Howard	1955
107	Mississippi State (44 made) vs. Louisiana College	1962
105	Kentucky (60 made) vs. Georgia	1956
105	Mississippi State (50 made) vs. Southeastern La.	1964
104	Ole Miss (39 made) vs. LSU	1975
103	Mississippi State (32 made) vs. Virginia Tech	1965
103	Kentucky (43 made) vs. Southwestern Louisiana	1990
103	LSU (61 made) vs. Northern Arizona	1992

GAME (BOTH TEAMS):

219	Alabama (95) vs. South Florida (124)	1972
*218	Ole Miss (117) vs. Georgia (101)	1952
209	Kentucky (125) vs. Ole Miss (84)	1964
205	Ole Miss (89) vs. Southern Miss (116)	1971
197	Vanderbilt (103) vs. Alabama (94)	1953
196	Auburn (87) vs. Virginia Commonwealth (109)	1975
196	LSU (95) vs. Loyola Marymount (101)	1990

SEASON:

3,456	Kentucky (1082 made)	1948
3,232	Kentucky (1018 made)	1947
3,013	Kentucky (1029 made)	1951
2,829	Kentucky (1043 made)	1952
2,756	Kentucky (903 made)	1949
2,634	Arkansas (1223 made)	1995
2,631	Kentucky (1238 made)	1997
2,461	Kentucky (1198 made)	1996
2,412	Kentucky (1197 made)	1970
2,403	LSU (1159 made)	1970
2,409	Kentucky (1161 made)	1998
2,363	Arkansas (1154 made)	1994
2,327	LSU (1170 made)	1986
2,303	LSU (1115 made)	1989
2,299	Florida (1104 made)	2000
2,275	Arkansas (1128 made)	1992
2,258	Tennessee (1035 made)	2008
2,253	Ole Miss (1034 made)	2008
2,248	Kentucky (1096 made)	2012
2,246	Vanderbilt	1952
2,246	Florida (1081 made)	1987
Conference games only:		
1,450	Kentucky (719 made)	1975

FIELD GOAL PERCENTAGE

GAME:

76.5	Kentucky (13-17) vs. Notre Dame	1982
*76.3	Ole Miss (29-38) vs. Vanderbilt	1983
76.2	Georgia (32-42) vs. Chattanooga	1981
75.0	Kentucky (24-32) vs. Notre Dame	1982
75.0	Tennessee (24-32) vs. Ole Miss	1982
74.6	Florida (44-59) vs. Missouri Western	1981
72.9	Ole Miss (27-37) vs. Mississippi State	1980
72.7	Alabama (40-55) vs. New Orleans	1987
72.2	Kentucky (39-54) vs. Mississippi State	1999
71.4	LSU (50-70) vs. Clemson	1970
71.4	Vanderbilt (30-42) vs. Tennessee	1985
71.1	Auburn (27-38) vs. LSU	1961
71.0	Mississippi State (22-31) vs. Tennessee	1982
70.3	LSU (45-64) vs. Centenary	2003
70.2	Georgia (40-57) vs. Mississippi State	2001
70.0	Auburn (35-50) vs. Florida	1960

SEASON:

55.6	Kentucky (869-1564)	1983
54.3	Ole Miss (696-1281)	1982
54.2	Tennessee (792-1462)	1982
54.1	Kentucky (1040-1922)	1978
53.9	Alabama (998-1851)	1986
53.5	Tennessee (984-1839)	1977
52.8	Tennessee (927-1756)	1975
52.6	Florida (1125-2138)	2007
52.2	Georgia (969-1855)	1986
52.2	Georgia (874-1675)	1979
Conference games only:		
56.1	Tennessee (483-860)	1982

THREE-POINT FIELD GOALS

GAME:

21	Kentucky vs. North Carolina (48 atts.)	1990
21	Arkansas vs. Troy State (37 atts.)	1997
20	Arkansas vs. Texas Southern (36 atts.)	1994
*20	Kentucky vs. LSU (35 atts.)	1995
19	Kentucky vs. Furman (47 atts.)	1990
19	Arkansas vs. Montevallo (36 atts.)	1994
19	Georgia vs. Fresno State (35 atts.)	1998
19	Arkansas vs. North Texas (54 atts.)	1999
19	Alabama vs. East Tennessee State (41 atts.)	2004
18	Kentucky vs. Tennessee Tech (41 atts.)	1990
18	Arkansas vs. Delaware State (45 atts.)	1994
18	Florida vs. Robert Morris (35 atts.)	1996
18	Auburn vs. Temple (41 atts.)	2004
18	Vanderbilt vs. Tennessee (32 atts.)	2005
17	Kentucky vs. Tennessee (37 atts.)	1990
17	Kentucky vs. LSU (46 atts.)	1990
17	Kentucky vs. Kansas (40 atts.)	1990
17	Kentucky vs. LSU (37 atts.)	1991
17	Arkansas vs. Auburn (36 atts.)	1995
17	Kentucky vs. South Carolina (37 atts.)	1995
17	Florida vs. Arkansas (31 atts.)	1998
17	Florida vs. Coastal Carolina (30 atts.)	1999
17	Florida vs. South Carolina (35 atts.)	1999
17	Florida vs. LSU (36 atts.)	1999
17	LSU vs. Tennessee (27 atts.)	2003
17	Georgia vs. North Carolina A&T (35 atts.)	2009
17	Vanderbilt vs. Ole Miss (40 atts.)	2013
17	Arkansas vs. Ole Miss (30 atts.)	2014



Tennessee's Chris Lofton made 431 three-pointers in his career.

SEASON:

#361	Arkansas (917 atts.)	1995
357	Florida (939 atts.)	2012
340	Kentucky (862 atts.)	1993
329	Mississippi State (918 atts.)	2010
327	Tennessee (893 atts.)	2007
322	Vanderbilt (837 atts.)	2005
317	Kentucky (888 atts.)	1992
317	Vanderbilt (843 atts.)	2007
312	Tennessee (875 atts.)	2008
303	Vanderbilt (760 atts.)	2008
301	Arkansas (777 atts.)	1994
301	Kentucky (857 atts.)	1994
300	Florida (794 atts.)	2013
297	Florida (727 atts.)	2007
296	Arkansas (808 atts.)	1999
296	Mississippi State (819 atts.)	2009
294	Florida (802 atts.)	2009
292	Arkansas (832 atts.)	2000
289	Florida (762 atts.)	1999
289	Florida (738 atts.)	2006

THREE-POINT FIELD GOALS PER GAME

10.04	Kentucky (281/28 games)	1990
10.00	Kentucky (340/34 games)	1993
9.89	Florida (277/28 games)	1998
9.65	Florida (357/37 games)	2012
9.47	Vanderbilt (322/34 games)	2005
9.34	Tennessee (327/35 games)	2007
9.32	Vanderbilt (317/34 games)	2007
9.32	Florida (289/31 games)	1999
9.26	Arkansas (361/39 games)	1995
9.14	Mississippi State (329/36 games)	2010
8.97	Auburn (287/32 games)	1996
8.91	Vanderbilt (303/34 games)	2008
8.85	Arkansas (301/34 games)	1994
8.81	Arkansas (273/31 games)	2001
8.81	Vanderbilt (282/32 games)	2002
8.80	Tennessee (264/30 games)	2006
8.71	Arkansas (296/34 games)	1999
8.70	Florida (287/33 games)	2003
8.67	Tennessee (312/36 games)	2008
8.64	Kentucky (242/28 games)	1991

THREE-POINT FIELD GOAL ATTEMPTS

GAME:

54	Arkansas vs. North Texas (19 made)	1999
53	Kentucky vs. Southwestern Louisiana (15 made)	1990
50	Tennessee vs. North Carolina A&T (14 made)	2008
48	Kentucky vs. North Carolina (21 made)	1990
47	Kentucky vs. Furman (19 made)	1990
*46	Kentucky vs. LSU (17 made)	1990
45	Arkansas vs. Delaware State (18 made)	1994
44	Kentucky vs. LSU (8 made)	1992
44	Kentucky vs. LSU (14 made)	1993
41	Kentucky vs. Tennessee Tech (18 made)	1990
41	Kentucky vs. Indiana (16 made)	1993
41	Auburn vs. Temple (18 made)	2004
41	Alabama vs. East Tennessee State (19 made)	2004
40	Kentucky vs. Kansas (17 made)	1990
40	Kentucky vs. LSU (8 made)	1991
40	LSU vs. South Carolina (12 made)	1996
40	Florida vs. Duquesne (15 made)	1998
40	Vanderbilt vs. Ole Miss (17 made)	2013
39	Florida vs. Duquesne	1997
39	Mississippi State vs. Alabama (12 made)	2009
39	Auburn vs. UCF (11 made)	2010
39	Auburn vs. Florida State (13 made)	2010
39	Tennessee vs. Chattanooga (13 made)	2012

SEASON:

939	Florida (357 made)	2012
918	Mississippi State (329 made)	2010
917	Arkansas (361 made)	1995
896	Tennessee (327 made)	2007
888	Kentucky (317 made)	1992
875	Tennessee (312 made)	2008
862	Kentucky (340 made)	1993
857	Kentucky (301 made)	1994
843	Vanderbilt (317 made)	2007
837	Vanderbilt (322 made)	2005
832	Arkansas (292 made)	2000
832	Auburn (278 made)	2009
819	Mississippi State (296 made)	2009
819	Auburn (271 made)	2010
810	Kentucky (281 made)	1990
808	Arkansas (296 made)	1999
806	Auburn (287 made)	1996
803	Georgia (284 made)	1998
802	Florida (294 made)	2009
794	Florida (300 made)	2013

THREE-POINT FIELD GOAL PERCENTAGE

GAME: (MINIMUM 20 MADE)

57.1	Kentucky vs. LSU (20-35)	1995
56.8	Arkansas vs. Troy State (21-37)	1997
55.6	Arkansas vs. Texas Southern (20-36)	1994
43.8	Kentucky vs. North Carolina (21-48)	1989

GAME: (MINIMUM 15 MADE)

66.7	Kentucky vs. Wake Forest (16-24)	1993
*66.7	Vanderbilt vs. South Carolina (16-24)	1994
65.2	Vanderbilt vs. Florida (15-23)	2000
64.0	Arkansas vs. Missouri (16-25)	1994
64.0	LSU vs. Auburn (16-25)	2003
63.0	LSU vs. Tennessee (17-27)	2003
62.5	South Carolina vs. Cincinnati (15-24)	1997
62.5	Tennessee vs. UNC Greensboro (15-24)	2012
60.0	Florida vs. Vanderbilt (15-25)	2009
59.3	Alabama vs. Mercer (16-27)	1996
57.1	Tennessee vs. Middle Tennessee (16-28)	2008
57.1	South Carolina vs. Campbell (16-28)	2008
57.1	Mississippi State vs. St. Bonaventure (16-28)	2010
56.7	Florida vs. Coastal Carolina (17-30)	1999
56.7	Arkansas vs. Ole Miss (17-30)	2014
55.6	Kentucky vs. Texas Christian (15-27)	1996
55.2	Mississippi State vs. Arkansas (16-29)	2009
55.2	Tennessee vs. UNC Asheville (16-29)	2010
54.8	Florida vs. Arkansas (17-31)	1998
54.3	Georgia vs. Fresno State (19-35)	1998

GAME: (MINIMUM 10 MADE)

76.9	Florida vs. Western Carolina (10-13)	1986
*76.5	Auburn vs. Georgia (13-17)	1992
71.4	Florida vs. California (10-14)	1986
71.4	Alabama vs. Seton Hall (10-14)	2011
70.6	LSU at South Alabama (12-17)	2011
70.0	Georgia vs. South Carolina (7-10)	2000
68.8	Georgia vs. Kentucky (11-16)	2009
68.4	Kentucky vs. Alabama (13-19)	2005
66.7	Alabama vs. Tennessee (12-18)	1989
66.7	Vanderbilt vs. Ole Miss (10-15)	1990
66.7	Auburn vs. LSU (12-18)	1994
66.7	Auburn vs. Alabama (14-21)	1998
66.7	Arkansas vs Western Carolina (14-21)	1999
66.7	Kentucky vs. Tennessee (14-21)	2001
66.7	Florida vs. South Carolina (12-18)	2003
66.7	LSU vs. Vanderbilt (10-15)	2003
66.7	Vanderbilt vs. Florida (10-15)	2004
66.7	Tennessee vs. South Carolina (12-18)	2006
66.7	Florida vs. Arkansas (10- 15)	2006
66.7	Arkansas vs. LSU (10-15)	2008
66.7	Tennessee vs. LSU (10-15)	2013

SEASON:

45.2	Auburn (182-403)	1992
44.3	Alabama (168-379)	1987
43.7	Florida (196-449)	1987
43.1	Vanderbilt (200-464)	1988
42.9	Vanderbilt (187-436)	1987
41.8	Alabama (133-318)	1989
41.6	Georgia (165-397)	1990
41.4	Vanderbilt (203-490)	1989
41.2	Vanderbilt (262-636)	1993
40.9	Vanderbilt (231-565)	1991
40.9	Florida (297-727)	2007
40.1	LSU (181-451)	1987
40.1	Alabama (103-257)	1988
39.9	Vanderbilt (303-760)	2008
39.7	Ole Miss (168-423)	1990
39.7	Kentucky (281-707)	2011
39.5	Arkansas (210-532)	1993
39.4	Alabama (249-632)	2005
39.2	Vanderbilt (255-651)	2015
39.2	Florida (289-738)	2006

FREE THROWS

GAME:

*48	Arkansas (53 atts.) vs. Ole Miss	2004
*48	Tennessee (59 atts.) vs. Kentucky	1992
46	Florida vs. Florida State	1962
46	Kentucky (53 atts.) vs. Vanderbilt	1963
45	Alabama (59 atts.) vs. Eastern Kentucky	1957
45	Tennessee (60 atts.) vs. George Washington	2000
44	Kentucky (48 atts.) vs. Vanderbilt	1980
42	Tennessee (57 atts.) vs. South Carolina	1960
42	Tennessee (51 atts.) vs. Louisville	1985
41	Ole Miss (47 atts.) vs. Vanderbilt	1955
41	LSU (55 atts.) vs. Tulane	1980
41	Mississippi State vs. LSU (52 atts.)	2009
40	Vanderbilt (54 atts.) vs. Texas	1954
40	Florida (54 atts.) vs. Tulane	1955
40	Florida (49 atts.) vs. Miami	1957
40	Florida (54 atts.) vs. Mississippi State	1972
40	Mississippi State (48 atts.) vs. Auburn	1973
40	Kentucky (56 atts.) vs. Mississippi State	1979
40	Vanderbilt (49 atts.) vs. Kentucky	1980
40	Vanderbilt (46 atts.) vs. Mississippi State	1980
40	Vanderbilt (51 atts.) vs. Kentucky	1991
40	Florida (50 atts.) vs. Morehead State	1999
40	Missouri (53 atts.) vs. Texas A&M	2014

GAME (BOTH TEAMS):

*84	Kentucky (44) vs. Vanderbilt (40)	1980
71	Kentucky (23) vs. Tennessee (48)	1992
70	Kentucky (46) vs. Vanderbilt (24)	1963
68	Ole Miss (41) vs. Vanderbilt (27)	1955
68	Mississippi State (41) vs. LSU (27)	2009
67	Tennessee (45) vs. George Washington (22)	2001
66	Auburn (37) vs. Mississippi State (29)	2014
65	Florida (29) vs. Miami (36)	1967
65	Alabama (32) vs. Florida (33)	1983
63	Mississippi State (34) vs. Florida (29)	1957
63	LSU (33) vs. Ole Miss (30)	1984
63	Kentucky (33) vs. Georgia (30)	1997
63	Missouri (34) vs. Arkansas (29)	2014

SEASON:

781	Kentucky (1146 atts.)	2014
742	Vanderbilt (956 atts.)	1990
703	Missouri (948 atts.)	2014
685	Kentucky (943 atts.)	2015
678	Kentucky (938 atts.)	2012
667	LSU (917 atts.)	1970
666	Kentucky (858 atts.)	1979
653	LSU (944 atts.)	1981
652	Alabama (964 atts.)	1957
649	Kentucky (971 atts.)	2010
647	Tennessee (851 atts.)	1985
646	Florida (936 atts.)	2007
645	Kentucky (892 atts.)	1992
642	Georgia (941 atts.)	2014
641	Florida (862 atts.)	2006
630	Kentucky (883 atts.)	1996
628	Georgia (875 atts.)	1990
628	Florida (885 atts.)	2000
623	Alabama (893 atts.)	2001
622	Vanderbilt (837 atts.)	2011

Conference games only:

376	Kentucky (485 atts.)	1979

FREE THROW ATTEMPTS

GAME:

*60	Tennessee (45 made) vs. George Washington	2000
59	Vanderbilt (39 made) vs. Yale	1953
59	Alabama (45 made) vs. Eastern Kentucky	1957
59	Tennessee (48 made) vs. Kentucky	1992
58	Mississippi State (39 made) vs. Arkansas	1953
57	Tennessee (42 made) vs. South Carolina	1960
56	Florida vs. St. Joseph's	1956
56	Kentucky (40 made) vs. Mississippi State	1979
56	Mississippi State (39 made) vs. Southeastern La.	1989
55	Kentucky (35 made) vs. Auburn	1954
55	LSU (41 made) vs. Tulane	1980
55	Ole Miss (39 made) vs. Vanderbilt	1980

SEASON:

1146	Kentucky (781 made)	2014
971	Kentucky (649 made)	2010
964	Alabama (652 made)	1957
956	Vanderbilt (742 made)	1990
948	Missouri (703 made)	2014
944	LSU (653 made)	1981
943	Kentucky (685 made)	2015
941	Georgia (642 made)	2014
938	Kentucky (678 made)	2012
936	Florida (646 made)	2007
917	LSU (667 made)	1970
916	Florida (592 made)	1989
910	Auburn (606 made)	2015
902	Arkansas (609 made)	1995
893	Alabama (623 made)	2001
892	Kentucky (645 made)	1992
885	Florida (628 made)	2000
883	Kentucky (630 made)	1996
882	Mississippi State (603 made)	1957
875	Georgia (628 made)	1990

Conference games only:

485	Kentucky (376 made)	1979

FREE THROW PERCENTAGE

GAME: (MINIMUM 20 MADE)

*100.0	Florida (27-27) vs. Tennessee	1994
*100.0	Vanderbilt (23-23) vs. Florida	1988
100.0	Ole Miss (22-22) vs. South Alabama	2009
100.0	Vanderbilt (21-21) vs. Virginia	1990
@97.2	Vanderbilt (35-36) vs. Mississippi State	1986
96.7	Georgia (29-30) vs. Mississippi State	1998
96.4	Auburn (27-28) vs. Alabama	1960
96.3	Georgia (26-27) vs. OleMiss	2011
96.2	Florida (25-26) vs. Kentucky	1974
96.0	Kentucky (24-25) vs. Georgia	1992
95.8	Tennessee (23-24) vs. LSU	1999
95.8	Kentucky (23-24) vs. Tennessee	2014
95.7	LSU (22-23) vs. Loyola	1963
95.7	Georgia (22-23) vs. Southern	1987
95.5	Kentucky (21-22) vs. Georgia	1973
95.5	LSU (21-22) vs. Auburn	2009
95.5	LSU vs. Alabama (21-22)	2008
95.5	Kentucky vs. Florida (21-22)	2015
95.2	Ole Miss (20-21) vs. Georgia	1955
95.2	Kentucky (20-21) vs. Georgia	1979

@NCAA record (Min. 35 made)

GAME: (MINIMUM 10 MADE)

100.0	Kentucky (19-19) vs. Duke	1950
*100.0	Kentucky (19-19) vs. Mississippi State	1983
100.0	Kentucky (18-18) vs. Utah	2003
100.0	Kentucky (18-18) vs. Austin Peay	2010
*100.0	LSU (17-17) vs. Kentucky	2004
*100.0	Vanderbilt (16-16) vs. Tennessee	1974
*100.0	Arkansas (16-16) vs. Kentucky	2014
*100.0	Mississippi State (15-15) vs. Tennessee	1974
*100.0	Vanderbilt (14-14) vs. Georgia	1978
*100.0	Mississippi State (14-14) vs. Alabama	1985
*100.0	Florida (14-14) vs. Alabama	2003
*100.0	LSU (14-14) vs. South Carolina	2008
100.0	Alabama (14-14) vs. South Dakota State	2013
*100.0	Kentucky (13-13) vs. Ole Miss	1989
*100.0	Vanderbilt (12-12) vs. Kentucky	1974
*100.0	Kentucky (12-12) vs. Georgia	1988
*100.0	Kentucky (11-11) vs. Alabama	1934
*100.0	Kentucky (11-11) vs. Vanderbilt	1974
*100.0	LSU (11-11) vs. Tennessee	1983
*100.0	Kentucky (11-11) vs. Auburn	1993
*100.0	Auburn (11-11) vs. Alabama	1995
*100.0	South Carolina (11-11) vs. Arkansas	2004
*100.0	Vanderbilt (11-11) vs. Mississippi State	2008
*100.0	Kentucky (11-11) vs. Florida	2012
*100.0	Florida (11-11) vs. Kentucky	2012
*100.0	Ole Miss (10-10) vs. Mississippi State	1959
*100.0	Georgia (10-10) vs. Ole Miss	1980
*100.0	LSU (10-10) vs. Kentucky	1986
*100.0	Kentucky (10-10) vs. Alabama	1989
*100.0	Florida (10-10) vs. Mississippi State	2005
*100.0	Florida (10-10) vs. South Carolina	2006
*100.0	LSU (10-10) vs. Vanderbilt	2012

SEASON:

80.2	Vanderbilt (477-595)	1974
79.3	Tulane (390-492)	1963
79.2	Tennessee (538-679)	1979
79.2	Auburn (476-601)	1966
78.7	Alabama (521-622)	1987
77.8	Tennessee (438-563)	1969
77.6	Kentucky (666-858)	1979
77.6	Vanderbilt (742-956)	1990
77.3	Kentucky (601-777)	2009
77.3	Ole Miss (559-723)	2015
77.2	Auburn (424-549)	1960
77.0	LSU (557-723)	1989
77.0	Auburn (406-527)	1988
76.9	Mississippi State (496-645)	1968
76.7	Kentucky (429-559)	1967
76.6	Kentucky (517-675)	1965
76.6	Vanderbilt (530-692)	1975

Conference games only:

81.4	Vanderbilt (310-381)	1974

REBOUNDS

GAME:

#*108	Kentucky vs. Ole Miss	1964
90	Vanderbilt vs. Sewanee	1954
88	Tennessee vs. Mexico	1966
85	Mississippi State vs. Louisiana College	1962
84	Ole Miss vs. Indiana State-Evansville	1976
82	Mississippi State vs. Union	1961
82	Alabama vs. South Florida	1972
80	Tulane vs. Ole Miss	1966
80	LSU vs. Tulane	1978
79	Auburn vs. Jacksonville State	1958
79	Florida vs. South Florida	1972
77	Arkansas vs. Jackson State	2003

SEASON:

2,109	Kentucky	1951
1,817	Kentucky	1952
1,691	LSU	1970
1,680	Kentucky	1955
1,640	Kentucky	1998
1,615	Kentucky	1954
1,608	Kentucky	2014
1,584	Kentucky	2010
1,582	Vanderbilt	1951
1,575	Kentucky	1997
1,562	Kentucky	1958
1,556	Kentucky	2012
1,528	Arkansas	1995
1,526	Alabama	1973
1,518	Alabama	2001
1,504	Florida	2007
1,482	Kentucky	2015
1,478	Florida	1994
1,470	Kentucky	1999
1,466	Vanderbilt	1964

REBOUNDS PER GAME

64.6	Kentucky (1680/26 games)	1955
64.6	Kentucky (1615/25 games)	1954
62.0	Kentucky (2109/34 games)	1951
58.6	Vanderbilt (1466/25 games)	1964
58.6	Vanderbilt (1582/27 games)	1951
57.7	Kentucky (1502/26 games)	1956
56.8	Kentucky (1817/32 games)	1952
54.1	Florida (1245/23 games)	1956
54.0	Alabama (1296/25 games)	1955
52.8	Florida (1319/25 games)	1968
52.7	Auburn (1161/22 games)	1958
52.4	Florida (1153/22 games)	1964
52.0	Vanderbilt (1351/26 games)	1970
51.9	Alabama (1349/26 games)	1964
51.6	Florida (1342/26 games)	1966

ASSISTS

GAME:

40	Arkansas vs. Troy State	1997
38	LSU vs. George Mason	1995
37	Florida vs. Chicago State	1972
36	Florida vs. Virginia Tech	1973
35	Arkansas vs. Montevallo	1994
35	Kentucky vs. San Jose State	1996
34	Mississippi State vs. Chicago State	1976
34	Georgia vs. Bethune-Cookman	1994
34	Tennessee vs. UNC Asheville	2010
33	Ole Miss vs. Sam Houston State	1989
33	LSU vs. Loyola Marymount	1991
33	Auburn vs. Troy State	1992
33	Auburn vs. LSU	1994
33	Kentucky vs. Mt St. Mary's	1995
33	Kentucky vs. Kentucky State	2001
32	Mississippi State vs. Northeast Missouri State	1977
32	Mississippi State vs. Cincinnati	1980
32	Kentucky vs. Mississippi State	1986
32	Mississippi State vs. Troy State	1994
32	Kentucky vs. UNC Asheville	1996
32	Arkansas vs. Jackson State	1997
32	Georgia vs. Grambling State	2000
32	Florida vs. Eastern Illinois	2003
32	Georgia vs. South Carolina State	2006
32	Tennessee vs. Chattanooga	2009
32	Ole Miss vs. Centenary	2010

SEASON:

783	Kentucky (36 games)	1996
776	Kentucky (40 games)	1997
721	Arkansas (39 games)	1995
691	Kentucky (39 games)	1998
688	Florida (34 games)	1987
687	Arkansas (34 games)	1994
674	Arkansas (34 games)	1992
665	Kentucky (34 games)	1993
661	Kentucky (36 games)	1992
650	Florida (39 games)	2006
648	Kentucky (34 games)	1994
647	Kentucky (33 games)	1995
637	Tennessee (36 games)	2008
633	Florida (35 games)	1988
629	Florida (36 games)	2008
616	LSU (26 games)	1975
614	Florida (40 games)	2007
612	Kentucky (36 games)	1986
611	Florida (37 games)	2000
606	Vanderbilt (34 games)	2008

ASSISTS PER GAME

23.7	LSU (616/26 games)	1975
21.8	Kentucky (783/36 games)	1996
20.7	LSU (538/26 games)	1976
20.2	Florida (688/34 games)	1987
20.2	Arkansas (687/34 games)	1994
19.8	Arkansas (674/34 games)	1992
19.6	Kentucky (647/33 games)	1995
19.6	Kentucky (665/34 games)	1993
19.4	Kentucky (776/40 games)	1997
19.3	LSU (520/27 games)	1977
19.1	Kentucky (648/34 games)	1994
19.0	Georgia (590/31 games)	1985
18.9	LSU (566/30 games)	1991
18.8	Arkansas (582/31 games)	1993
18.5	Arkansas (721/39 games)	1995
18.4	Kentucky (661/36 games)	1992
18.1	Florida (633/35 games)	1988
17.9	Georgia (483/27 games)	2003
17.8	Vanderbilt (606/34 games)	2008

BLOCKS

GAME:

18	Arkansas vs. Missouri	1996
18	Kentucky vs. St. John's	2012
17	Kentucky vs. Morehead State	1998
17	Auburn vs. Nicholls State	2012
16	LSU vs. Texas	1990
*16	Kentucky vs. Georgia	1991
16	Kentucky vs. Morehead State	1996
*16	Mississippi State vs. Georgia	2008
16	LSU vs. Alcorn State	2009
*16	South Carolina vs. Kentucky	2009
15	Georgia vs. Bethune-Cookman	1994
15	Alabama vs. Georgia	1996
15	Auburn vs. Jacksonville State	1998
15	Tennessee vs. Pittsburgh	1999
15	Georgia vs. Tennessee	2001
15	Auburn vs. Miami	2001
15	South Carolina vs. Alaska Anchorage	2006
15	Mississippi State vs. New Orleans	2006
15	Mississippi State vs. Kentucky	2008
15	Mississippi State vs. Centenary	2009
15	Mississippi State vs. Fairleigh Dickinson	2009
15	South Carolina vs. South Carolina State	2011

SEASON:

344	Kentucky (40 games)	2012
273	Kentucky (38 games)	2010
271	Mississippi State (36 games)	2009
271	Mississippi State (36 games)	2010
268	Kentucky (39 games)	2015
267	Mississippi State (34 games)	2008
240	Kentucky (39 games)	1998
239	Kentucky (38 games)	2011
238	Kentucky (36 games)	2009
236	LSU (36 games)	2006
236	Kentucky (40 games)	2014
225	LSU (32 games)	1990
222	Mississippi State (35 games)	2007
221	Alabama (35 games)	1992
221	Arkansas (35 games)	2007
217	Kentucky (33 games)	2013
212	LSU (35 games)	2009
207	Florida (39 games)	2006
206	LSU (31 games)	1992
204	LSU (33 games)	2015

BLOCKS PER GAME

8.6	Kentucky (344/40 games)	2012
7.9	Mississippi State (267/34 games)	2008
7.5	Mississippi State (271/36 games)	2009
7.5	Mississippi State (271/36 games)	2010
7.2	Kentucky (273/38 games)	2010
7.0	LSU (225/32 games)	1990
6.9	Kentucky (268/39 games)	2015
6.7	LSU (206/31 games)	1992
6.6	LSU (198/30 games)	1991
6.6	LSU (236/36 games)	2006
6.6	Kentucky (238/36 games)	2009
6.6	Kentucky (217/33 games)	2013
6.3	Mississippi State (222/35 games)	2007
6.3	Tennessee (190/30 games)	1999
6.3	Alabama (221/35 games)	1992
6.3	Arkansas (221/35 games)	2007
6.3	LSU (196/31 games)	2008
6.3	Kentucky (239/38 games)	2011
6.2	Kentucky (240/39 games)	1998
6.2	South Carolina (186/30 games)	2011
6.2	LSU (204/33 games)	2015
6.1	Alabama (196/32 games)	1996
6.1	Alabama (201/33 games)	1995
6.1	Arkansas (194/32 games)	2006
6.1	LSU (212/35 games)	2009
6.1	South Carolina (188/31 games)	2010



Mississippi State's Jarvis Varnado blocked an SEC record 170 shots in 2009. He tied that record the following year with 170 rejections in 2010.

STEALS

GAME:

27	Mississippi State vs. Samford	1976
27	Mississippi State vs. Southwestern Louisiana	1976
26	Arkansas vs. Louisiana-Monroe	2000
25	Georgia vs. Yale	1985
25	Florida vs. Morehead State	1999
24	Ole Miss vs. Christian Brothers	1988
24	Florida vs. Central Florida	1996
24	Vanderbilt vs. Campbell	1999
24	Arkansas vs. Maryland-Eastern Shore	2001
*23	Kentucky vs. Mississippi State	1991
*23	LSU vs. Tennessee	1991
23	Kentucky vs. Tennessee-Martin	1994
*23	Florida vs. LSU	1999
22	Kentucky vs. Notre Dame	1994
22	Tennessee vs. American-Puerto Rico	2000
22	Florida vs. VMI	2000
22	Alabama vs. Jacksonville State	2002
21	Florida vs. Tennessee	1990
21	Arkansas vs. Mississippi State	1992
21	Kentucky vs. Marshall	1995
21	Kentucky vs. Indiana	1997
21	Arkansas vs. Jackson State	1997
21	Arkansas vs. Grambling State	2000
21	Georgia vs. Southern	2006
21	Auburn vs. Louisiana-Monroe	2009
21	Tennessee vs. North Carolina A&T	2010

SEASON:

480	Kentucky (40 games)	1997
445	Arkansas (39 games)	1995
435	Kentucky (36 games)	1996
394	Kentucky (34 games)	1994
379	Arkansas (34 games)	2000
368	Kentucky (36 games)	1992
365	Florida (37 games)	2000
365	Arkansas (31 games)	2001
358	Arkansas (34 games)	1992
356	Arkansas (32 games)	1998
356	South Carolina (37 games)	2002
352	LSU (39 games)	1987
352	Arkansas (31 games)	1993
352	Arkansas (34 games)	1994
351	Alabama (37 games)	2011
347	Kentucky (33 games)	1995
342	Georgia (30 games)	1991
341	Kentucky (39 games)	1998
338	Georgia (36 games)	1988
336	Tennessee (35 games)	2007

STEALS PER GAME

12.1	Kentucky (435/36 games)	1996
12.0	Kentucky (480/40 games)	1997
11.8	Arkansas (365/31 games)	2001
11.5	Kentucky (394/34 games)	1994
11.4	Arkansas (445/39 games)	1995
11.4	Georgia (342/30 games)	1991
11.4	Arkansas (352/31 games)	1993
11.1	Arkansas (379/34 games)	2000
11.1	Arkansas (356/32 games)	1998
11.0	Kentucky (309/28 games)	1990
10.6	Kentucky (291/28 games)	1991
10.6	Arkansas (306/29 games)	2002
10.5	LSU (316/30 games)	1991
10.5	Arkansas (358/34 games)	1992
10.5	Kentucky (347/33 games)	1995
10.4	Arkansas (352/34 games)	1994
10.2	Kentucky (368/36 games)	1992
10.0	LSU (271/27 games)	1994
10.0	Tennessee (301/30 games)	2006
10.0	LSU (311/31 games)	1992
10.0	Florida (311/31 games)	1999

GAMES PLAYED

40	Kentucky (35-5)	1997
40	Florida (35-5)	2007
40	Kentucky (38-2)	2012
40	Kentucky (29-11)	2014
39	Kentucky (36-3)	1948
39	LSU (24-15)	1987
39	Arkansas (32-7)	1995
39	Kentucky (35-4)	1998
39	Florida (33-6)	2006
39	Florida (36-3)	2014
39	Kentucky (38-1)	2015
38	LSU (26-12)	1986
38	South Carolina (23-15)	2006
38	Kentucky (35-3)	2010
38	Kentucky (29-9)	2011
37	Kentucky (34-3)	1947
37	Tennessee (22-15)	1985
37	Florida (29-8)	1994
37	Kentucky (28-9)	1999
37	Florida (29-8)	2000
37	South Carolina (22-15)	2002
37	Tennessee (28-9)	2010
37	Florida (29-8)	2011
37	Alabama (25-12)	2011
37	Florida (26-11)	2012
37	Florida (29-8)	2013
37	Tennessee (24-13)	2014

TOTAL WINS

38	Kentucky (lost 2)	2012
38	Kentucky (lost 1)	2015
36	Kentucky (lost 3)	1948
36	Florida (lost 3)	2014
35	Kentucky (lost 5)	1997
35	Kentucky (lost 4)	1998
35	Florida (lost 5)	2007
35	Kentucky (lost 3)	2010
34	Kentucky (lost 3)	1947
34	Kentucky (lost 2)	1996
33	Florida (lost 6)	2006
32	Kentucky (lost 2)	1949
32	Kentucky (lost 2)	1951
32	Kentucky (lost 4)	1986
32	Arkansas (lost 7)	1995
32	Kentucky (lost 4)	2003
31	LSU (lost 5)	1981
31	Tennessee (lost 5)	2008
31	Arkansas (lost 3)	1994
30	Kentucky (lost 2)	1978
30	Kentucky (lost 4)	1993
29	Kentucky (lost 6)	1980
29	Kentucky (lost 5)	1984
29	Kentucky (lost 7)	1992
29	Florida (lost 8)	1994
29	Auburn (lost 4)	1999
29	Florida (lost 8)	2000
29	Kentucky (lost 9)	2011
29	Florida (lost 8)	2011
29	Florida (lost 8)	2013
29	Kentucky (lost 11)	2014

CONFERENCE WINS

18	Florida (lost 0)	2014
18	Kentucky (lost 0)	2015
17	Kentucky (lost 1)	1970
17	LSU (lost 1)	1981
17	Kentucky (lost 1)	1986
16	Kentucky (lost 2)	1969
16	Kentucky (lost 2)	1971
16	Kentucky (lost 2)	1977
16	Tennessee (lost 2)	1977
16	Kentucky (lost 2)	1978
16	Alabama (lost 2)	1987
16	Kentucky (lost 0)	1996
16	Kentucky (lost 0)	2003
16	Kentucky (lost 0)	2012

TOTAL LOSSES

23	LSU (won 3)	1967
23	Auburn (won 9)	2013
23	Missouri (won 9)	2015
22	Georgia (won 3)	1952
22	Georgia Tech (won 2)	1954
22	Tulane (won 1)	1964
22	Florida (won 5)	1982
22	Mississippi State (won 6)	1986
22	Tennessee (won 12)	1991
22	Tennessee (won 5)	1994
22	Mississippi State (won 10)	2013
21	Ole Miss (won 4)	1965
21	Ole Miss (won 6)	1976
21	Florida (won 7)	1980
21	Mississippi State (won 7)	1987
21	Florida (won 7)	1990
21	LSU (won 11)	2011
21	South Carolina (won 10)	2012

CONFERENCE LOSSES

17	LSU (won 1)	1967
17	Alabama (won 1)	1969
16	Tulane (won 2)	1935
16	Georgia (won 2)	1974
16	Ole Miss (won 2)	1976
16	Florida (won 2)	1980
16	Florida (won 2)	1982
16	Auburn (won 2)	1989

CONSECUTIVE WINS

38	Kentucky	2015
32	Kentucky	1954-55
30	Auburn	1957-59
30	Florida	2014
27	Kentucky	1995-96
26	Kentucky	1945-47
26	LSU	1980-81
26	Kentucky	2002-03
25	Kentucky	1965-66
24	Kentucky	1933-34
24	Kentucky	2012
23	Kentucky	1951-52

CONSECUTIVE LOSSES

16	Ole Miss	1975-76
15	Alabama	1968-69
14	Vanderbilt	1934-36
14	Mississippi State	1954-55
14	LSU	1966-67
14	Florida	1981-82
14	Florida	1989-90
13	Auburn	1946-47
13	Georgia	1951-52
13	Mississippi State	2014
13	Missouri	2015

REGULAR SEASON ONLY: CONSECUTIVE CONFERENCE WINS

51	Kentucky	1950-54
43	Kentucky	1946-50
32	Kentucky	1933-36
26	Kentucky	1995-96
23	Auburn	1958-59
20	Kentucky	2011-13
19	Kentucky	2002-04

CONSECUTIVE CONFERENCE LOSSES

22	Alabama	1968-70
16	Mississippi State	1945-46
16	Mississippi State	1981-82
14	Auburn	1945-47
14	LSU	1966-67
13	Mississippi State	2014
13	Missouri	2015
12	Ole Miss	1940-41
11	Mississippi State	1944-46
11	Mississippi State	1954-55
11	Ole Miss	1965-66
11	Vanderbilt	1984-85

CONSECUTIVE CONFERENCE HOME WINS

70	Kentucky	1939-55
49	Kentucky	1967-73
40	Alabama	1929-35
34	Kentucky	1955-59
26	LSU	1933-36
23	Kentucky	1980-82
22	Auburn	1957-60
22	Tennessee	1975-78
22	Kentucky	1989-92
22	Kentucky	1999-02
21	Tennessee	1966-68
20	LSU	1952-54
20	Mississippi State	1957-59
19	LSU	2004-06
18	Kentucky	1983-85
18	Florida	2013-14
17	Kentucky	1992-94

TEAM DEFENSIVE RECORDS

(Most defensive records listed are Post-1964)
#NCAA Record *Conference Game Record $NIT Record

POINTS ALLOWED

GAME (1933-49):

#6	Kentucky vs. Arkansas State (75-6)	1945
9	Kentucky vs. Tulane (38-9)	1934
9	LSU vs. Sewanee (60-9)	1934
11	Kentucky vs. Tulane (42-11)	1933
11	Tennessee vs. Tennessee Wesleyan (51-11)	1933

GAME (SINCE 1950):

#6	Tennessee vs. Temple (11-6)	1974
11	Kentucky vs. Cincinnati (24-11)	1984
16	Mississippi State vs. Ole Miss (23-16)	1959
18	Kentucky vs. Western Ontario (90-18)	1950
20	Georgia vs. Mississippi State (26-20)	1982
23	Ole Miss vs. Mississippi State (16-23)	1959
24	LSU vs. Nicholls State (68-24)	2003
26	Mississippi State vs. Georgia (20-26)	1982
27	Florida vs. Southern (83-27)	2006
28	Kentucky vs. Montana State (86-28)	2015
30	Ole Miss vs. Southwestern (Tenn.) (89-30)	1951
30	Florida vs. Florida State (50-30)	1967
30	Ole Miss vs. Mississippi State (54-30)	1982

SEASON:

1,254	Auburn (24 games)	1962
1,278	Auburn (22 games)	1961
1,391	Tennessee (25 games)	1965
1,399	Tennessee (24 games)	1964
1,499	Tennessee (26 games)	1966
1,511	Tennessee (28 games)	1967
1,548	Tennessee (26 games)	1968
1,552	Mississippi State (27 games)	1982
1,568	Florida (25 games)	1965

POINTS PER GAME

SEASON:

52.3	Auburn (1,254 in 24 games)	1962
54.0	Tennessee (1,511 in 28 games)	1967
54.3	Kentucky (2,118 in 39 games)	2015
54.4	Florida (2,012 in 37 games)	2013
55.7	Tennessee (1,391 in 25 games)	1965
56.4	Ole Miss (1,692 in 30 games)	1982
57.5	Mississippi State (1,552 in 27 games)	1982
57.7	Tennessee (1,499 in 26 games)	1966
58.1	Alabama (1918/33 games)	2012
58.1	Auburn (1,278 in 22 games)	1961
58.1	Kentucky (1,975 in 34 games)	1984
58.3	Tennessee (1,399 in 24 games)	1964

FIELD GOALS ALLOWED

SEASON:

499	Tennessee (1335 atts.)	1965
532	Tennessee (1399 atts.)	1964
557	Tennessee (1437 atts.)	1997
569	Tennessee (1318 atts.)	1967
577	Tennessee (1412 atts.)	1968
580	Tennessee (1495 atts.)	1986
585	Tennessee (1476 atts.)	1995
598	Auburn (1446 atts.)	1967
598	Florida (1524 atts.)	1964
599	Auburn (1441 atts.)	1965
599	Mississippi State (1138 atts.)	1982

FIELD GOAL PERCENTAGE DEFENSE

SEASON:

35.4	Kentucky (750-2116)	2015
37.0	Mississippi State (790-2137)	2008
37.3	Tennessee (499-1335)	1965
37.4	Kentucky (889-2379)	2012
37.6	Alabama (771-2048)	1995
37.8	Kentucky (875-2314)	2010
38.0	Tennessee (532-1399)	1964
38.1	Kentucky (823-2162)	1999
38.2	LSU (781-2046)	2000
38.2	Florida (725-1897)	2013
38.3	Mississippi State (698-1821)	1995
38.4	Tennessee (693-1805)	1999
38.4	Kentucky (892-2324)	1998
38.5	Mississippi State (803-2084)	1996
38.6	Alabama (758-1965)	2011
38.7	Tennessee (580-1495)	1966
38.7	South Carolina (658-1699)	2015
38.8	Tennessee (557-1437)	1997
38.8	Georgia (661-1704)	2013
38.9	Alabama (666-1711)	2012
38.9	Kentucky (822-2114)	2009
38.9	Mississippi State (868-2233)	2010

THREE-POINT FIELD GOALS ALLOWED

SEASON:

59	Ole Miss (206 atts.)	1987
75	Tennessee (238 atts.)	1988
83	Kentucky (228 atts.)	1987
84	Tennessee (238 atts.)	1987
89	Mississippi State (283 atts.)	1988
90	Ole Miss (223 atts.)	1988
99	Kentucky (304 atts.)	1991
112	Tennessee (294 atts.)	1990
114	Georgia (328 atts.)	1989
116	Tennessee (310 atts.)	1989
116	Auburn (336 atts.)	1991

THREE-POINT FIELD GOAL PERCENTAGE DEFENSE

SEASON:

27.1	Kentucky (175-646)	2015
28.5	Florida (206-722)	2007
28.6	Ole Miss (59-206)	1987
28.7	Ole Miss (126-439)	1996
28.8	Texas A&M (191-664)	2014
28.9	Alabama (164-568)	2012
29.2	South Carolina (201-689)	2004
29.6	Ole Miss (146-494)	2001
29.6	Alabama (195-658)	1995
29.6	Arkansas (217-732)	1994
29.7	Tennessee (230-774)	2010
29.9	Georgia (158-529)	1994
30.1	Kentucky (125-415)	1992
30.1	Florida (183-607)	2001
30.3	Mississippi State (184-608)	1999
30.3	Alabama (152-502)	1994
30.4	Mississippi State (168-653)	1995
30.4	Vanderbilt (181-595)	2014
30.6	Arkansas (180-589)	2001
30.7	Georgia (191-622)	1997

FREE THROWS ALLOWED

SEASON:

236	South Carolina (373 atts.)	2001
267	Vanderbilt (401 atts.)	1978
280	Georgia (427 atts.)	1980
283	Tennessee (426 atts.)	1976
283	Mississippi State (427 atts.)	1987
288	Auburn (411 atts.)	1986
289	LSU (446 atts)	2004
294	Vanderbilt (452 atts)	1991
297	Vanderbilt (423 atts.)	1975
297	Vanderbilt (429 atts.)	1976
299	Auburn (459 atts.)	1977
300	Alabama (441 atts.)	2006
304	LSU (464 atts.)	1998
305	Georgia (462 atts.)	1975
306	Tennessee (437 atts.)	1975

FREE THROW PERCENTAGE DEFENSE

SEASON:

60.8	Auburn (322-530)	1995
61.6	LSU (413-671)	1994
61.5	Tennessee (318-517)	1972
62.0	Mississippi State (401-647)	1991
62.3	LSU (403-647)	1993
62.5	Auburn (417-667)	1999
62.5	Florida (379-606)	2009
62.6	Vanderbilt (352-562)	1993
63.0	Vanderbilt (427-678)	2010
63.2	South Carolina (354-560)	1992
63.3	South Carolina (236-373)	2001
63.5	Mississippi State (470-740)	1994
63.6	Florida (372-585)	2001
63.7	Arkansas (537-843)	1993
63.7	Mississippi State (396-622)	2015
63.9	Florida (516-807)	2000
63.9	Alabama (416-651)	1998
64.0	Mississippi State (370-578)	2006
64.0	Auburn (308-481)	1988

REBOUNDS ALLOWED

GAME:

*11	Mississippi State vs. Georgia	1982
*11	Ole Miss vs. Mississippi State	1982
14	Tennessee vs. Mississippi State	1982
15	LSU vs. Florida	1990
15	Mississippi State vs. Princeton	1996
16	LSU vs. Nicholls State	2003
16	Georgia vs. Santa Clara	1993
16	Mississippi State vs. Tennessee	1984
16	Ole Miss vs. Presbyterian	2008
17	Kentucky vs. Villanova	1997
17	Mississippi State vs. Oregon State	1996
17	Florida vs. Bethune-Cookman	2006
17	LSU vs. Samford	2007
17	LSU vs. Nicholls State	2009
17	Kentucky vs. Penn	2011
17	Vanderbilt vs. Mississippi State	2013

SEASON:

705	Ole Miss (30 games)	1982
708	Florida (25 games)	1965
708	Mississippi State (27 games)	1982
722	Tennessee (30 games)	1990
786	Mississippi State (28 games)	1984
790	Tennessee (25 games)	1965
798	Tennessee (30 games)	1982
824	Auburn (28 games)	1982
843	Mississippi State (28 games)	1985
846	Tennessee (29 games)	1981
846	Vanderbilt (29 games)	1982
853	Ole Miss (30 games)	1981
876	Mississippi State (27 games)	1981
877	Vanderbilt (26 games)	1971
877	Ole Miss (30 games)	1980
877	Tennessee (28 games)	1986
882	Tennessee (27 games)	1997
882	Ole Miss (29 games)	2003
885	Vanderbilt (27 games)	1979
886	LSU (27 games)	1998

REBOUNDS PER GAME

SEASON:

23.5	Ole Miss (705 in 30 games)	1982
24.1	Tennessee (722 in 30 games)	1990
26.2	Mississippi State (708 in 27 games)	1982
26.6	Tennessee (798 in 30 games)	1982
28.1	Mississippi State (786 in 28 games)	1984
28.3	Florida (708 in 25 games)	1965
28.4	Ole Miss (853 in 30 games)	1981
28.5	Auburn (882 in 31 games)	1984
28.6	Kentucky (1029 in 36 games)	1986
29.1	Florida (1164 in 40 games)	2007
29.2	Tennessee (846 in 29 games)	1981
29.2	Ole Miss (877 in 30 games)	1980
29.4	Auburn (824 in 28 games)	1982
30.0	Tennessee (1108 in 37 games)	2014
30.1	Mississippi State (843 in 28 games)	1985
30.2	Vanderbilt (846 in 28 games)	1982
30.2	Florida (1117 in 37 games)	2013
30.4	Ole Miss (882 in 29 games)	2003
30.5	Florida (1191 in 39 games)	2014

Honors

NATIONAL PLAYER OF THE YEAR

ASSOCIATED PRESS

1970 Pete Maravich, LSU
1991 Shaquille O'Neal, LSU
2012 Anthony Davis, Kentucky

UNITED PRESS INTERNATIONAL

1970 Pete Maravich, LSU
1991 Shaquille O'Neal, LSU

ADOLPH RUPP CUP

2010 John Wall, Kentucky
2012 Anthony Davis, Kentucky

UNITED STATES BASKETBALL WRITERS ASSOCIATION (USBWA)

1969 Pete Maravich, LSU
1970 Pete Maravich, LSU
2012 Anthony Davis, Kentucky

NAISMITH AWARD

2012 Anthony Davis, Kentucky

JOHN R. WOODEN AWARD

2012 Anthony Davis, Kentucky

SPORTING NEWS

2012 Anthony Davis, Kentucky

BASKETBALL TIMES

2012 Anthony Davis, Kentucky

COACHES SEC PLAYER OF THE YEAR

1987 Derrick McKey, Alabama
1988 Will Perdue, Vanderbilt
1989 Chris Jackson, LSU
1990 Chris Jackson, LSU
1991 Shaquille O'Neal, LSU
1992 Shaquille O'Neal, LSU
1993 Jamal Mashburn, Kentucky
1994 Corliss Williamson, Arkansas
1995 Corliss Williamson, Arkansas
1996 Tony Delk, Kentucky
1997 Ron Mercer, Kentucky
1998 Ansu Sesay, Ole Miss
1999 Chris Porter, Auburn
2000 Dan Langhi, Vanderbilt
2001 Tayshaun Prince, Kentucky
2002 Erwin Dudley, Alabama
2003 Keith Bogans, Kentucky
2004 Lawrence Roberts, Miss. State
2005 Brandon Bass, LSU
2006 Glen Davis, LSU
2007 Derrick Byars, Vanderbilt
2008 Shan Foster, Vanderbilt
2009 Marcus Thornton, LSU
2010 John Wall, Kentucky
2011 Chandler Parsons, Florida
2012 Anthony Davis, Kentucky
2013 Kentavious Caldwell-Pope, Georgia
2014 Scottie Wilbekin, Florida
2015 Bobby Portis, Arkansas

ASSOCIATED PRESS SEC PLAYER OF THE YEAR

1965 Clyde Lee, Vanderbilt
1966 Pat Riley, Kentucky
1967 Ron Widby, Tennessee
1968 Pete Maravich, LSU
1969 Pete Maravich, LSU
1970 Pete Maravich, LSU
1971 Johnny Neumann, Ole Miss
1972 Tom Parker, Kentucky
1973 Wendell Hudson, Alabama
Kevin Grevey, Kentucky
1974 Jan van Breda Kolff, Vanderbilt
1975 Kevin Grevey, Kentucky
1976 Bernard King, Tennessee
1977 Ernie Grunfeld, Tennessee
Bernard King, Tennessee
1978 Reggie King, Alabama
1979 Reggie King, Alabama
1980 Kyle Macy, Kentucky
1981 Dominique Wilkins, Georgia
1982 Dale Ellis, Tennessee
1983 Dale Ellis, Tennessee
1984 Charles Barkley, Auburn
1985 Kenny Walker, Kentucky
1986 Kenny Walker, Kentucky
1987 Derrick McKey, Alabama
1988 Will Perdue, Vanderbilt
1989 Chris Jackson, LSU
1990 Chris Jackson, LSU
1991 Shaquille O'Neal, LSU
1992 Shaquille O'Neal, LSU
1993 Jamal Mashburn, Kentucky
Bill McCaffrey, Vanderbilt
1994 Corliss Williamson, Arkansas
1995 Corliss Williamson, Arkansas
1996 Tony Delk, Kentucky
1997 Ron Mercer, Kentucky
1998 Ansu Sesay, Ole Miss
1999 Chris Porter, Auburn
2000 Stromile Swift, LSU
Dan Langhi, Vanderbilt
2001 Tayshaun Prince, Kentucky
2002 Erwin Dudley, Alabama
2003 Ron Slay, Tennessee
2004 Lawrence Roberts, Miss. State
2005 Brandon Bass, LSU
2006 Glen Davis, LSU
2007 Chris Lofton, Tennessee
2008 Shan Foster, Vanderbilt
2009 Marcus Thornton, LSU
2010 John Wall, Kentucky
2011 Chandler Parsons, Florida
2012 Anthony Davis, Kentucky
2013 Kentavious Caldwell-Pope, Georgia
2014 Scottie Wilbekin, Florida
2015 Bobby Portis, Arkansas

UPI SEC PLAYER OF THE YEAR

1965 Clyde Lee, Vanderbilt
1966 Clyde Lee, Vanderbilt
1967 Ron Widby, Tennessee
1968 Pete Maravich, LSU
1969 Pete Maravich, LSU
1970 Pete Maravich, LSU
1971 Johnny Neumann, Ole Miss
1972 Mike Edwards, Tennessee
1973 Wendell Hudson, Alabama
1974 Jan van Breda Kolff, Vanderbilt
1975 Bernard King, Tennessee
1976 Bernard King, Tennessee
1977 Ernie Grunfeld, Tennessee
1978 Reggie King, Alabama
1979 Reggie King, Alabama
1980 Kyle Macy, Kentucky
1981 Dominique Wilkins, Georgia
1982 Dale Ellis, Tennessee
1983 Jeff Malone, Mississippi State
1984 Charles Barkley, Auburn
1985 Kenny Walker, Kentucky
1986 Kenny Walker, Kentucky
1987 Derrick McKey, Alabama
Tony White, Tennessee
1988 Will Perdue, Vanderbilt
1989 Chris Jackson, LSU
1990 Chris Jackson, LSU
1991 Shaquille O'Neal, LSU
1992 Shaquille O'Neal, LSU

NOTE: UPI discontinued awarding its SEC Player of the Year after the 1992 season

COACHES SEC DEFENSIVE PLAYER OF THE YEAR

2004 Rashad Wright, Georgia
2005 Chuck Hayes, Kentucky
2006 Corey Brewer, Florida
Tyrus Thomas, LSU
2007 Steven Hill, Arkansas
2008 Jarvis Varnado, Mississippi State
2009 Jarvis Varnado, Mississippi State
2010 Jarvis Varnado, Mississippi State
2011 Sam Muldrow, South Carolina
2012 Anthony Davis, Kentucky
2013 Nerlens Noel, Kentucky
2014 Patric Young, Florida
2015 Willie Cauley-Stein, Kentucky

COACHES SEC SIXTH-MAN OF THE YEAR

2004 Scott Hundley, Vanderbilt
2005 Todd Abernethy, Ole Miss
2006 Eric Ferguson, Arkansas
2007 Chris Richard, Florida
2008 J.P. Prince, Tennessee
2009 Brandis Raley-Ross, South Carolina
2010 John Jenkins, Vanderbilt
2011 Brian Williams, Tennessee
2012 Darius Miller, Kentucky
2013 Kyle Wiltjer, Kentucky
2014 Dorian Finney-Smith, Florida
2015 Devin Booker, Kentucky

COACHES SEC FRESHMAN OF THE YEAR

2001 Justin Reed, Ole Miss
2002 Maurice Williams, Alabama
2003 Anthony Roberson, Florida
2004 Brandon Bass, LSU
2005 Glen Davis, LSU
2006 Tyrus Thomas, LSU
2007 Patrick Beverley, Arkansas
2008 Nick Calathes, Florida
Patrick Patterson, Kentucky
2009 Terrico White, Ole Miss
2010 DeMarcus Cousins, Kentucky
2011 Terrence Jones, Kentucky

2012 Anthony Davis, Kentucky
2013 Nerlens Noel, Kentucky
2014 Julius Randle, Kentucky
2015 Karl-Anthony Towns, Kentucky

ASSOCIATED PRESS SEC NEWCOMER OF THE YEAR

1998 Jumaine Jones, Georgia
Tony Harris, Tennessee
1999 Chris Porter, Auburn
2000 Joe Johnson, Arkansas
2001 Justin Reed, Ole Miss
2002 Jarvis Hayes, Georgia
2003 Anthony Roberson, Florida
2004 Lawrence Roberts, Mississippi State
2005 Glen Davis, LSU
2006 Tyrus Thomas, LSU
2007 Patrick Beverley, Arkansas
2008 Nick Calathes, Florida
2009 Terrico White, Ole Miss
2010 John Wall, Kentucky
2011 Terrence Jones, Kentucky
2012 Anthony Davis, Kentucky
2013 Marshall Henderson, Ole Miss
2014 Julius Randle, Kentucky
2015 Karl-Anthony Towns, Kentucky

NAISMITH MEMORIAL BASKETBALL HALL OF FAME

Charles Barkley, Auburn
John Calipari, Kentucky
Louie Dampier, Kentucky
Joe Dean, LSU
Bailey Howell, Mississippi State
Cliff Hagan, Kentucky
Joe B. Hall, Kentucky
Dan Issel, Kentucky
Bernard King, Tennessee
Pete Maravich, LSU
Coach Frank McGuire, South Carolina
C.M. Newton, Kentucky
Bob Pettit, LSU
Rick Pitino, Kentucky
Frank Ramsey, Kentucky
Nolan Richardson, Arkansas
Pat Riley, Kentucky
Coach Adolph Rupp, Kentucky
Dominique Wilkins, Georgia

JOHN BUNN AWARD*

C.M. Newton, Kentucky
*Highest honor given for lifetime achievement outside induction

NAISMITH OUTSTANDING CONTRIBUTION TO BASKETBALL AWARD

C.M. Newton, Kentucky

SEC OLYMPIANS

1948 Clifford Barker, Kentucky
Ralph Beard, Kentucky
Alex Groza, Kentucky
Wallace Jones, Kentucky
R.C. Pitts, Arkansas
Kenneth Rollins, Kentucky
1956 William Evans, Kentucky
1960 Adrian Smith, Kentucky
1964 Richard Davies, LSU
1972 Kevin Joyce, South Carolina
1976 Ernie Grunfeld, Tennessee
1980 Sam Bowie, Kentucky
1984 Vern Fleming, Georgia
Joe Kleine, Arkansas
Alvin Robertson, Arkansas
Jeff Turner, Vanderbilt
1988 Willie Anderson, Georgia
1992 Charles Barkley, Auburn
1996 Charles Barkley, Auburn
Shaquille O'Neal, LSU
2000 Allan Houston, Tennessee
Antonio McDyess, Alabama
2008 Tayshaun Prince, Kentucky
2012 Anthony Davis, Kentucky

SEC ACADEMIC ALL-AMERICAS

FIRST TEAM

1966 Louie Dampier, Kentucky
1967 Louie Dampier, Kentucky
1968 Bill Justus, Tennessee
1969 Larry Conley, Kentucky
1970 Dan Issel, Kentucky
Mike Pratt, Kentucky
John Roche, South Carolina
1971 Mike Casey, Kentucky
John Roche, South Carolina
1975 Jimmy Dan Conner, Kentucky
Jeff Fosnes, Vanderbilt
Bob Guyette, Kentucky
Dave Shepherd, Ole Miss
1976 Jeff Fosnes, Vanderbilt
1978 Jim Counce, Arkansas
1979 Kyle Macy, Kentucky
1988 Alec Kessler, Georgia
1989 Alec Kessler, Georgia
1990 Alec Kessler, Georgia
1993 Bruce Elder, Vanderbilt
Lang Wiseman, Tennessee
2002 Matt Bonner, Florida
2003 Matt Bonner, Florida
2007 Lee Humphrey, Florida

SECOND TEAM

1964 Jim Caldwell, Georgia Tech
Larry Conley, Kentucky
1968 Jim Youngblood, Georgia
1970 Andy Owens, Florida
1971 Tom Parker, Kentucky
1984 John Tudor, LSU
1987 Chad Kessler, Georgia
1991 Steve Grant, Vanderbilt
1992 Bruce Elder, Vanderbilt
Lang Wiseman, Tennessee
1996 Frank Seckar, Vanderbilt
2006 Lee Humphrey, Florida
2013 Patric Young, Florida
2015 Levi Randolph, Alabama

COSIDA ACADEMIC ALL-AMERICA OF THE YEAR

2002 Matt Bonner, Florida
2003 Matt Bonner, Florida

GTE ACADEMIC ALL-AMERICA OF THE YEAR

1989 Alec Kessler, Georgia
1990 Alec Kessler, Georgia
1993 Bruce Elder, Vanderbilt

ACADEMIC/ COMMUNITY SERVICE HONORS

SEC SCHOLAR-ATHLETES

1991 David Midlick, Ole Miss
1993 Lang Wiseman, Tennessee*
1994 William Fitzgerald, Ole Miss
1996 Mark Pope, Kentucky
1999 Jon Nordin, Georgia
2003 Matt Bonner, Florida*
2003 Terrance Meade, Alabama
2005 John Chappell, South Carolina
*H. Boyd McWhorter SEC Male Scholar-Athlete of the Year

USBWA SCHOLAR-ATHLETE OF THE YEAR

1989 Alec Kessler, Georgia
1990 Alec Kessler, Georgia

NABC SCHOLAR-ATHLETE OF THE YEAR

1990 Alec Kessler, Georgia

BRAD DAVIS COMMUNITY SERVICE LEADERS OF THE YEAR

1999 BJ McKie, South Carolina
2004 Michael Boynton, South Carolina
2014 Patric Young, Florida

NCAA POSTGRADUATE SCHOLARSHIP RECIPIENTS

1965 McCarthy Crenshaw, Georgia
1970 Andy Owens, Florida
1973 Tony Miller, Florida
1975 Bob Guyette, Kentucky
1976 Jeff Fosnes, Vanderbilt
Rich Knarr, Mississippi State
Gary Redding, Auburn
1987 Chad Kessler, Georgia
1990 Alec Kessler, Georgia

MEN'S BASKETBALL SCHOLAR-ATHLETE OF THE YEAR

2004 Shane Power, Mississippi State
2005 Brandon Bass, LSU
2006 Lee Humphrey, Florida
2007 Lee Humphrey, Florida
2008 Dave Bliss, Georgia
2009 Justin Knox, Alabama
2010 Ray Shipman, Florida
2011 Riley Benock, Mississippi State
2012 Patric Young, Florida
2013 Patric Young, Florida
2014 Patric Young, Florida
2015 Levi Randolph, Alabama

SEC ALL-AMERICAS

ALABAMA

1931 Lindy Hood 1-CH
1947 Jim Homer 3-Hlm
1955 Jerry Harper 3-Hlm
1956 Jerry Harper ....2-Cv, Hm; 3-BC
1956 George Lynn
1958 Jack Kubiszyn 2-Hlm
1965 Bob Andrews ....X-Hlm
1973 Wendell Hudson .... 2-Cv; X-Hlm
1975 Leon Douglas 2-Consensus
1-BW, SN, Cv; 2-AP, BC, Wk, NE; 3-UPI; X-Hlm
1975 Charles Cleveland 5-BC
1976 Leon Douglas .... 1-NE, Cv;
2-BC, SN, Wk; 3-AP; UPI, X-Hlm
1977 T.R. Dunn .... 2-Cv; X-Hlm
1978 Reggie King .... 2-AP, Cv; X-Hlm
1979 Reggie King ....1-Cv, WA; 2-AP, BC; X-Hlm
1980 Eddie Phillips 2-Cv
1982 Eddie Phillips 2-Cv
1983 Ennis Whatley ....1-BT; 2-BC, SN, Cv;
3-AP, UPI; X-Hlm
1987 Derrick McKey ..... 1-BT; 2-UPI, SN; 3-AP, BC, Wk
2002 Erwin Dudley ....2-BT, 3-AP; HM-SI
2005 Kennedy Winston .... 3-Rv, X-CI; HM-AP
2006 Ronald Steele ....3-SC; HM-AP
2008 Richard Hendrix .... HM-AP

ARKANSAS

1928 Glen Rose 1-Hlm
1929 Tom Pickell 1-CH
1929 Gene Lambert 1-Hlm
1930 Wear Schnoonover 2-CH
1931 James Sexton 3-CH
1932 James Sexton 3-CH
1936 Ike Poole 1-Consensus; 1-Hlm; 2-Cv
1938 Jack Robbins 3-NE
1941 John Adams 1-Consensus; 1-Hlm; 2-Cv
1943 Clayton Wynne 3-Pic
1946 Bill Flynt 3-Hlm
1946 George Kok 2-SN
1948 George Kok 3-AP
1973 Martin Terry ....X-Hlm
1977 Ron Brewer ....X-Hlm
1978 Ron Brewer 2-Consensus
1-BW, Cv, WA; 2-AP; 3-Wk; X-Hlm
1978 Marvin Delph 2-Cv
1978 Sidney Moncrief.... 1-WA; 2-UPI; 3-AP; BC; X-Hlm
1979 Sidney Moncrief 1-Consensus
1-AP, BC, BW, Cv, WA; 2-UPI, SN; X-Hlm
1981 Scott Hastings ....X-Hlm
1982 Scott Hastings ....X-Hlm
1983 Darrell Walker2-Consensus; 2-AP, UPI, Cv; X-Hlm
1984 Alvin Robertson 2-UPI; 3-AP
1990 Todd Day 3-BT
1991 Todd Day .... 1-WA; 2-AP; 3-BC, BT, Wk
1992 Todd Day ..... 1-WA; 2-BC, SN, Wk; 3-AP, UPI
1992 Lee Mayberry ....3-AP, BC, BT
1994 Corliss Williamson 2-Consensus
1-WA; 2-AP, BC, BW, UPI, Wk; 3-BT
1995 Corliss Williamson 2-Consensus
1-SN, WA, Wk; 2-AP, BC, BW, UPI
1995 Scotty Thurman 3-BT
2006 Ronnie Brewer .... 3-BT; HM-AP
2015 Bobby Portis. 2nd-Consensus; 1-BT; 2-AP, BW; 3-SN

AUBURN

1932 Jack Stewart 2-CH
1959 Rex Frederick 2-Hlm
1960 Henry Hart 2-Hlm
1966 Lee DeFlore ....X-Hlm
1970 John Mengelt ....X-Hlm
1971 John Mengelt ....2-BN; X-Hlm
1978 Mike Mitchell 2-Cv
1984 Charles Barkley 2-BT; 3-BC
1985 Chuck Person 1-WA; 2-SN
1986 Chuck Person .... 2-SN, Wk; 3-BC, BT
1994 Wesley Person .... HM-AP, BW
1999 Chris Porter 2-Consensus
1-BT, WA; 2-AP, BC, BW, SN; 3-Nw
1999 Doc Robinson ....X-CHI

FLORIDA

1958 Joe Hobbs 1-Cv; 2-Hlm
1965 Brooks Henderson .... Hm
1968 Neal Walk..... 2-AP, Cv, BN; 3-BC, UPI; X-Hlm
1969 Neal Walk..... 1-Cv; 2-SN; 3-AP, BC, UPI; X-Hlm
1970 Andy Owens ....X-Hlm
2001 Udonis Haslem 3-AP
2002 Udonis Haslem 2-BC
2003 Matt Bonner 5-FS
2004 Anthony Roberson .... HM-AP
2005 Anthony Roberson .... HM-AP
2006 Joakim Noah .... 3-BT; HM-AP
2007 Corey Brewer ....X-CI; HM-AP
2007 Taurean Green .... HM-AP
2007 Al Horford ....2-BC, BT, Rv; 3-AP; X-CI
2007 Joakim Noah 2-Consensus
1-WA; 2-AP, BC, BW; 3-Rv; X-CI
2011 Chandler Parsons ....5-FS; HM-AP
2014 Scottie Wilbekin .... HM-Consensus
1-CBS; 3-AP, BC, SN; HM-USA
2014 Patric Young ....1st-SC; HM-AP
2014 Casey Prather .... 1st WA; HM-AP, USA

GEORGIA

1953 Zippy Morocco 3-Hlm
1969 Bob Lienhard ....X-Hlm
1970 Bob Lienhard ....X-Hlm
1981 Dominique Wilkins .....2-SN, Cv; 3-Wk; X-Hlm
1982 Dominique Wilkins ....1-Cv, BT, WA,
Wk, NE; 2-BC, UPI, SN; 3-AP; X-Hlm
1983 Vern Fleming ....X-Hlm
1984 Vern Fleming 3-BC
1984 James Banks
1990 Alec Kessler 2-UPI, 3-Wk
2002 Jarvis Hayes ....HM-SI
2003 Jarvis Hayes .... 3-FS; X-CI; HM-SI
2013 Kentavious Caldwell-Pope .... HM-AP

KENTUCKY

1921 Basil Hayden 1-Hlm
1925 Burgess Carey 1-Hlm
1929 Carey Spicer 1-Hlm
1930 Paul McBrayer 1-Hlm
1930 Louis McGinnis 3-CH
1931 Carey Spicer 1-Hlm
1932 Forest Sale ..... 1-Consensus ; 1-Hlm, Cv, CH
1933 Forest Sale ..... 1-Consensus; 1-Hlm, Cv, CH
1933 Ellis Johnson 1-Hlm
1934 William Davis 3-Cv
1934 John DeMoisey 1-Hlm
1935 LeRoy Edwards 1-Consensus; 1-Hlm; 2-Cv
1939 Bernard Opper 2-Consensus; 1-Cv; 2-NE
1941 Lee Huber 1-Hlm
1943 Milton Ticco 3-Pic
1944 Bob Brannum .....1-Hlm, SN; 2-Cv, Pic
1945 Wilber Schu 2-DD
1946 Jack Parkinson .... 2-Consensus; 1-Hlm, Cv; 3-Tru
1946 Jack Tingle 3-SN
1947 Ralph Beard ..... 1-Consensus; 1-Hlm, Cv, Tru, BC
1947 Alex Groza ....1-Consensus; 1-Tru, BC; 2-Hlm, Cv
1947 Wallace Jones .... 2-Hlm, Cv
1947 Jack Tingle .... 2-Tru, BC
1948 Ralph Beard 1-Consensus
1-AP, Hm, Cv, Tru, BC
1948 Alex Groza 2-Consensus
1-Cv; 2-AP, Hm, Tru, BC
1948 Wallace Jones ....3-Cv, Tru
1949 Ralph Beard 1-Consensus
1-AP, UPI, Col, Hm; 2-Lk, Cv; 3-SN
1949 Alex Groza 1-Consensus
1-AP, UPI, Lk, Col, Cv, Hm, SN
1949 Wallace Jones .2-Consensus; 1-UPI, Cv; 2-AP, SN
1950 Jim Line 3-UPI
1950 Bill Spivey ....2-INS; 3-AP, UPI, Hm
1951 Bill Spivey 1-Consensus
1-AP, UPI, Lk, INS, Col, Cv, Hm, SN
1951 Frank Ramsey .... 2-SN; 3-AP, UPI, Cv
1952 Cliff Hagan 1-Consensus
1-AP, UPI, INS, Col, Hm, Ath; 2-Cv
1952 Frank Ramsey ..... 1-Cv, Ath; 2-AP, UPI, Hm
1952 Robert Watson 3-Ath
1954 Cliff Hagan 1-Consensus
1-AP, UPI, INS, NE, Col, Hm, BC;2-Lk, Cv, Tm
1954 Frank Ramsey 2-Consensus
1-Lk, Cv; 2-AP, UPI, INS, Hm, Tm, BC
1955 Bob Burrow 2-Hlm; 3-AP
1956 Bob Burrow ....2-Consensus; 1-Lk, BC;
2-NE, Col, CV, Hm; 3-AP, UPI
1957 Johnny Cox .... 3-UPI, Hm
1958 Vernon Hatton .... 1-Cv, Hm
1959 Johnny Cox 1-Consensus
1-AP, BC, Lk, Cv, Hm; 2-UPI, NE, SN
1961 Billy Ray Lickert 2-Hlm
1962 Cotton Nash 2-Consensus
1-Lk, Hm, CA; 2-AP, UPI, Cv, SN; 3-BC
1963 Cotton Nash 2-Consensus
1-BW, Lk; 2-AP, BC, UPI, NE, Cv; X-Hlm
1964 Cotton Nash 1-Consensus
1-AP, BC, BW, UPI, Cv, NE; 2-SN; X-Hlm
1966 Louie Dampier 2-Consensus
1-AP, Cv; 2-BC, UPI; X-Hlm
1966 Pat Riley ....1-BW; 2-Cv; 3-AP, UPI; X-Hlm
1966 Thad Jaracz 3-AP
1967 Louie Dampier 2-Consensus
2-AP, Cv; 3-BC, UPI; X-Hlm
1968 Mike Casey 3-BN
1969 Dan Issel 2-Consensus
1-BW, Cv; 2-AP, BC, SN; 3-UPI; X-Hlm
1970 Dan Issel 1-Consensus
1-AP, BC, BW, UPI, SN, Cv, BN, NE; X-Hlm
1970 Mike Pratt 2-Cv
1974 Kevin Grevey ....5-BC; X-Hlm
1975 Kevin Grevey 2-Consensus
1-BW, Cv; 2-AP, BC, UPI, SN; X-Hlm
1976 Jack Givens ....X-Hlm
1977 Jack Givens .... 4-BC; X-Hlm
1977 Rick Robey 1-Cv; 4-BC
1978 Jack Givens 2-Consensus
1-Cv, WA; 2-AP, BC, BW, UPI; X-Hlm
1978 Rick Robey 2-Consensus;
1-BC, Cv, WA; 2-UPI, SN; 3-AP, Wk; X-Hlm
1978 Kyle Macy 3-UPI
1979 Kyle Macy 2-Cv; 3-BC
1980 Kyle Macy 1-Consensus
1-AP, BC, BW, UPI, SN, Cv, WA, NE; X-Hlm
1981 Sam Bowie 2-Consensus
1-Cv; 2-BC, BW, SN, BT; 3-AP, UPI, Wk, X-Hlm
1983 Melvin Turpin ....X-Hlm
1984 Melvin Turpin 2-Consensus
2-BC, BW, Wk; 3-AP, UPI, BT
1984 Sam Bowie .... 2-AP, SN
1985 Kenny Walker 2-Consensus
1-WA, Wk; 2-AP, BC, BW, UPI, BT

1986 Kenny Walker 1-Consensus
1-AP, BC, BW, UPI, BT, WA, Wk; 2-SN, Al
1988 Rex Chapman ..... 3-BC, BT
1992 Jamal Mashburn 2-BT; 3-Wk
1993 Jamal Mashburn 1-Consensus
1-AP, BC, BW, UPI, SN, BT, WA
1995 Tony Delk 3-Wk
1996 Tony Delk 1-Consensus
1-BW, UPI, WA; 2-AP, BC, SN, BT
1997 Ron Mercer 1-Consensus
1-AP, BC, BW, WA; 2-SN, BT
1999 Scott Padgett 1-WA
2001 Tayshaun Prince 2-Consensus
1-WA; 2-AP, BW, BT; 3-BC
2002 Tayshaun Prince 2-BC, 3-AP
2003 Keith Bogans ..... 2-BC; 3-AP, SN, BT; 5-FS; HM-SI
2004 Erik Daniels ..... HM-AP
2004 Gerald Fitch ..... 1-SC; HM-AP, SI
2005 Chuck Hayes ..... HM-AP
2009 Jodie Meeks ..... 2-AP, BC, BW, SN, ES, Rv;
4-FS, HM-CI
2009 Patrick Patterson ..... HM-CI
2010 DeMarcus Cousins ..... 1-AP, WA, CBS, FS, Rv;
2-BC, SN, BT, BW
2010 Patrick Patterson ..... HM-AP, Rv
2010 John Wall 1-Consensus
1-AP, SN, BW, BC, BT, WA, CBS, FS, Rv
2011 Terrence Jones ..... HM-AP
2011 Brandon Knight ..... 5-FS; HM-AP
2012 Anthony Davis 1-Consensus
1-AP, SN, BW, BC, BT, WA, CBS, FS, Rv
2012 Michael Kidd-Gilchrist ..... 2-AP, BW, BC, SN, CBS
2014 Julius Randle ..... HM-Consensus
2-CBS, USA; 3-AP, BC
2015 Willie Cauley-Stein 1st-Consensus
1-WA, AP, BW, BC, USA, SN, NB; 2-BT, SI
2015 Karl-Anthony Towns 2nd-Consensus
1-USA; 2-AP, BC, BT, SI; 3-SN

LSU

1935 Sparky Wade 1-Cv
1946 Bob Lowther 3-Hlm
1952 Bob Pettit ..... 2-AP, UPI, Hm; 4-Cv
1953 Bob Pettit 2-Consensus; 1-Hlm;
2-AP, UPI, Lk, INS, NE, Col; 3-Cv
1954 Bob Pettit 1-Consensus
1-AP, UPI, INS, Col, Cv, Hm, Tm, BC; 2-NE; 3-Lk
1956 Roger Sigler 2-Hlm
1968 Pete Maravich 1-Consensus
1-AP, BC, BW, UPI, SN, Cv, BN, NE; X-Hlm
1969 Pete Maravich 1-Consensus
1-AP, BC, BW, UPI, SN, Cv, NE; X-Hlm
1970 Pete Maravich 1-Consensus
1-AP, BC, BW, UPI, SN, Cv, BN, NE; X-Hlm
1980 Durand Macklin ..... 1-Cv; 2-SN; X-Hlm
1981 Durand Macklin 2-Consensus
1-BW, Cv, WA; 2-BC, UPI, Wk; 3-BT, X-Hlm
1981 Ethan Martin 3-BT
1982 Howard Carter 2-Cv
1983 Howard Carter 2-Cv
1989 Chris Jackson 1-Consensus
1-AP, BW, UPI, SN, Al; 2-BC, BT, Wk
1990 Chris Jackson 1-Consensus
1-AP, BC, BW, WA, Al; 2-UPI, SN, BT, Wk
1991 Shaquille O'Neal 1-Consensus
1-AP, BC, BW, UPI, SN, BT, WA, Wk, Al
1992 Shaquille O'Neal 1-Consensus
1-AP, BC, BW, UPI, SN, BT, WA, Wk; 2- Al
2000 Stromile Swift ... 2-Consensus; 2-BW, BT; 3-AP, BC
2004 Jaime Lloreda ..... HM-AP, SI
2005 Brandon Bass ..... 3-Rv; HM-AP
2006 Glen Davis ..... 2-SN, BT, CBS, Rv; 3-AP
2007 Glen Davis ..... HM-AP
2009 Marcus Thornton ..... 2-Rv; HM-AP
2015 Jarell Martin ..... HM-AP

OLE MISS

1938 Bonnie Graham 1-Hlm
1955 Denver Bracheen 2-Hlm
1957 Joe Gibbon ..... 1-Hlm; 2-UPI, Cv
1964 Don Kessinger
1971 Johnny Neumann 2-Consensus
1-Cv; 2-AP, BC, BW, UPI, NE; 3-BN; X-Hlm
1980 John Stroud ..... 1-WA; 3-AP; X-Hlm
1998 Ansu Sesay 2-Consensus
1-WA; 2-AP, BC, BW, BT
2001 Rahim Lockhart 3-BT

MISSISSIPPI STATE

1957 Jim Ashmore ..... 1-Hlm2-Cv; 3-AP, UPI
1958 Bailey Howell 2-Consensus
1-Lk; 2-AP, Cv, Hm; 3-BC, UPI
1959 Bailey Howell 1-Consensus
1-AP, BC, UPI, Lk, NE, Cv, Hm, SN
1962 W.D. "Red" Stroud 1-CA; 2-Cv; 3-Hlm
1963 Leland Mitchell Cv
1963 W.D. "Red" Stroud ..... 2-CV; X-Hlm
1980 Rickey Brown ..... X-Hlm
1983 Jeff Malone ..... 1-SN; 3-BC; 5-Bt; X-Hlm
2003 Mario Austin 5-FS
2004 Lawrence Roberts 1-Consensus
1-AP, BC, BW, WA, AR; FS, SC; 2-SN, BT, ES
2004 Timmy Bowers ..... X-CI
2005 Lawrence Roberts ..... HM-AP, Rv
2007 Jamont Gordon 3-Rv
2008 Jamont Gordon ..... 2-Rv; HM-AP
2009 Jarvis Varnado ..... HM-AP
2010 Jarvis Varnado ..... HM-AP

MISSOURI

2013 Phil Pressey ..... HM-AP

SOUTH CAROLINA

1933 Freddie Tompkins 3-CH
1951 Jim Slaughter 2-Hlm; 3-SN
1957 Grady Wallace 2-Consensus
1-UPI, INS, Cv, Hm; 2-AP
1968 Skip Harlicka 2-Cv
1969 John Roche ..... 2-Cv; X-Hlm
1970 John Roche ..... 1-BW, Cv, BN;
2-AP, UPI; 3-BC; X-Hlm
1971 John Roche 2-Consensus
1-SN, Cv, NE, BN; 2-AP, BC, BW; X-Hlm
1971 Tom Owens 5-BN
1972 Tom Riker 1-Consensus
1-AP, BC, BW, Cv; 2-UPI, SN; X-Hlm
1973 Kevin Joyce 2-Consensus
1-Cv; 2-AP, BC, UPI, SN, Wk; X-Hlm
1974 Brian Winters ..... X-Hlm
1975 Alex English
1981 Zam Fredrick ..... X-Hlm
1996 Larry Davis 3-BW
1998 BJ McKie 3-BW
2009 Devan Downey ..... HM-AP
2010 Devan Downey ..... HM-AP, SN, Rv

TENNESSEE

1936 Harry Anderson 2-Cv
1942 Richard Mehen 2-Pic
1943 Richard Mehen 3-NE
1945 Paul Walther 1-DD
1946 Garland O'Shields 3-Hlm
1949 Paul Walther 2-SN
1955 Ed Wiener
1959 Gene Tormohlen 2-Cv
1964 Danny Schultz 2-Cv
1965 A.W. Davis ..... 1-BW; 2-Cv; 3-AP, UPI; X-Hlm
1966 Austin "Red" Robbins ..... X-Hlm
1967 Ron Widby ..... 2-AP, Cv; 3-UPI; X-Hlm
1968 Tom Boerwinkle ..... X-Hlm
1969 Bill Justus ..... X-Hlm
1971 Jimmy England ..... 2-BN; X-Hlm
1975 Bernard King ..... 2-UPI, Cv, Wk; 3-BC; X-Hlm
1976 Bernard King 2-Consensus
1-BW; 2-UPI, Cv; 3-AP, BC; X-Hlm
1976 Ernie Grunfeld ..... 2-Cv; 3-BC, UPI; X-Hlm
1977 Bernard King 1-Consensus
1-AP, UPI, Cv, Wk; 2-BC, BW, SN; X-Hlm
1977 Ernie Grunfeld 2-Consensus; 1-WA;
2-AP, BC, BW, UPI, SN, Cv; X-Hlm
1979 Reggie Johnson ..... X-Hlm
1980 Reggie Johnson ..... 2-Cv; X-Hlm
1981 Howard Wood 2-Cv
1982 Dale Ellis 2-Consensus
1-Bw, Cv; 2-AP, BT, Wk; 3-BC; X-Hlm
1983 Dale Ellis 1-Consensus
1-AP, BC, SN, Cv, BT, WA, Wk, NE;
2-BW, UPI; X-Hlm
1987 Tony White ..... 3-AP, UPI
1992 Allan Houston 2-SN; 3-BC
1993 Allan Houston ..... 2-SN; 3-AP, BC
2003 Ron Slay ..... 3-AP, FS; HM-SI; X-CI
2006 Chris Lofton ..... 2-SN; 3-BC, Rv; HM-AP
2007 Chris Lofton 2-Consensus
2-AP, SN, BT, Rv, SI; 3-BC
2008 Chris Lofton 2-Consensus
1-SC; 2-BC, BW, WA; 3-AP
2008 Tyler Smith ..... 3-BT, Rv; HM-AP
2011 Tobias Harris ..... 5-FS; HM-AP, SI

VANDERBILT

1950 Billy Joe Adcock ..... 2-PG; 2-Hlm, SN
1965 Clyde Lee 2-Consensus
1-BW, Cv; 2-AP, UPI; X-Hlm
1966 Clyde Lee 1-Consensus
1-AP, BC, BW, UPI, Cv, NE; X-Hlm
1974 Jan van Breda Kolff 2-Cv; 4-BC
1969 Tom Hagan
1988 Will Perdue ..... 1-Al; 3-AP, BC, BT, Wk
1993 Bill McCaffrey 2-Consensus
1-WA; 2-BW, SN, BT; 3-AP, BC, UPI
2000 Dan Langhi 3-BT
2004 Matt Freije ..... 1-SC; 3-BC, SN; HM-AP, SI
2007 Derrick Byars ..... 2-Rv; HM-AP
2008 Shan Foster 2-Consensus
1-BT, SC, Rv; 2-AP, BW, SN, CH; 3-BC; HM-ES
2012 John Jenkins ..... 3-AP, SN

Note
In the columns, 1=first team, 2=second team, 3=third team, 4=fourth team, 5=fifth team, HM=honorable mention and X=selected with no breakdown of teams.

Key
Al -The World Almanac; AP - The Associated Press; AR - Adolph L. Rupp Awards; Ath - Athletic Publications; BC - National Association of Basketball Coaches; BN - The Basketball News; BT - The Basketball Times; BW - U.S. Basketball Writers Association; CA - Coach and Athlete; CBS - CBS Sportsline.com; CH - College Humor Magazine; CHI - College Hoops Insider; CI - CollegeInsider.com; Col - Colliers (Basketball Coaches); Cv - Converse Yearbook; DD - Don Dunphy; ES - ESPN.com; FS - FoxSports.com; Hlm - Helms Foundation; INS - International News Service; Lk - Look Magazine; NB - NBC Sports; NE - Newspaper Enterprises Assn.; Nw - Basketball News; PG - Police Gazette; Pic - Pic Magazine; Rv - Rivals.com; USA - USA Today; SC - Senior CLASS Award; SI - Sports Illustrated or SI.com; SN - The Sporting News; Tm - Tempo; Tru - True Magazine; UPI - United Press International; WA - John R. Wooden Award; Wk - Basketball Weekly

ALL-SEC TEAMS

Note: Prior to 1949 the All-Tournament Team also served as the All-SEC team. (See page 179-181)

1949

AP First Team: F - Wallace Jones, Kentucky; F - Virgil Risner, Tulane; C - Alex Groza, Kentucky; G - Ralph Beard, Kentucky; G - Paul Walther, Tennessee

AP Second Team: Billy Joe Adcock, Vanderbilt; Jim Riffey, Tulane Jim Nolan, Georgia Tech; Cliff Barker, Kentucky; Hugh Jones, Tennessee

AP Third Team: Warren Perkins, Tulane; Colin Anderson, Georgia Tech; Joe Jordan, Georgia; Dale Barnstable, Kentucky; Bob Healey, Georgia

1950

AP First Team: F - Billy Joe Adcock, Vanderbilt; F - Jim Riffey, Tulane; C - Bill Spivey, Kentucky; G - Jim Line, Kentucky; G - Colin Anderson, Georgia Tech

AP Second Team: Walter Hirsch, Kentucky; Mel Payton, Tulane; Bob Schloss, Georgia; Don Lanford, Auburn; Herb Hargett, Mississippi State

AP Third Team: Dick McKenzie, Alabama; Bill Lynn, Auburn; Art Burris, Tennessee; Bob Healey, Georgia; Bob Meador, LSU; Hans Tanzler, Florida

1951

AP First Team: F - Mel Payton, Tulane; F - Frank Ramsey, Kentucky; C - Bill Spivey, Kentucky; G - Dave Kardokus, Vanderbilt; G - Bobby Watson, Kentucky

AP Second Team: Joe Dean, LSU; Shelby Linville, Kentucky; Paul Sullivan, Alabama; Herb Hargett, Mississippi State; Joe Jordan, Georgia

AP Third Team: Harry Hamilton, Florida; Pete Silas, Georgia Tech; Bob Schloss, Georgia; Don Lanford, Auburn; Bob Garrison, Tennessee; Bob Schneider, Alabama

1952

AP First Team: F - Cliff Hagan, Kentucky; F - Frank Ramsey, Kentucky; C - Bob Pettit, LSU; G - Joe Dean, LSU; G - Bobby Watson, Kentucky

AP Second Team: Rick Casares, Florida; Dave Kardokus, Vanderbilt; Paul Sullivan, Alabama; Coyte Vance, Mississippi State; Don Holt, Tulane

1953

AP First Team: F - Cob Jarvis, Ole Miss; F - Pete Silas, Georgia Tech; C - Bob Pettit, LSU; G - Zippy Morocco, Georgia; G - Curt Cunkle, Florida

AP Second Team: Rick Casares, Florida; Dan Finch, Vanderbilt; Jerry Harper, Alabama; Benny McArdle, LSU; Gerald Caveness, Mississippi State

1954

AP First Team: F - Cob Jarvis, Ole Miss; F - Dan Finch, Vanderbilt; C - Bob Pettit, LSU; G - Cliff Hagan, Kentucky; G - Frank Ramsey, Kentucky

AP Second Team: Lou Tsioropoulos, Kentucky; Ed Wiener, Tennessee; Carl Widseth, Tennessee; Denver Brackeen, Ole Miss; Hal Cervini, Tulane

AP Third Team: Bob Miller, Auburn; Leon Marlaire, Alabama; Jerry Harper, Alabama; Gerald Caveness, Mississippi State; Benny McArdle, LSU

1955

AP First Team: F - Bob Burrow, Kentucky; F - Carl Widseth, Tennessee; C - Jerry Harper, Alabama; G - Denver Brackeen, Ole Miss; G - Ed Wiener, Tennessee

AP Second Team: Hal Cervini, Tulane; Bob Emrick, Florida; George Linn, Alabama; Jim Ashmore, Mississippi State; Bill Kirkpatrick, Auburn

AP Third Team: Bill Evans, Kentucky; Murphy McManus, Georgia; Joe Helms, Georgia Tech; Al Rochelle, Vanderbilt; Sonny Powell, Florida

1956

AP First Team: F - Bob Burrow, Kentucky; F - George Linn, Alabama; C - Jerry Harper, Alabama; G - Roger Sigler, LSU; G - Jim Ashmore, Mississippi State

AP Second Team: Jerry Bird, Kentucky; Jim Gibbon, Ole Miss; Carl Widseth, Tennessee; Al Rochelle, Vanderbilt; Babe Taylor, Vanderbilt

AP Third Team: Bobby Kimmel, Georgia Tech; Bobby Thym, Vanderbilt; Bob Emrick, Florida; Herman Thompson, Tennessee; Jim O'Donnell, Auburn

Coaches First Team: F - George Linn, Alabama; F - Bob Burrow, Kentucky; C - Jerry Harper, Alabama; G - Jim Ashmore, Mississippi State; G - Al Rochelle, Vanderbilt

Coaches Second Team: F - Jerry Bird, Kentucky; F - Joe Gibbon, Ole Miss; C - Carl Widseth, Tennessee; G - Roger Sigler, LSU; G - Babe Taylor, Vanderbilt; G - Al Rochelle, Vanderbilt

1957

AP First Team: F - Joe Gibbon, Ole Miss; F - Johnny Cox, Kentucky; C - Bailey Howell, Mississippi State; G - Jim Ashmore, Mississippi State; G - Al Rochelle, Vanderbilt

AP Second Team: Calvin Grosscup, Tulane; Bobby Thym, Vanderbilt; Ed Beck, Kentucky; Jack Kubiszyn, Alabama; Joe Hobbs, Florida

AP Third Team: Roger Sigler, LSU; Jim Fulmer, Alabama; Rex Frederick, Auburn; Herman Thompson, Tennessee; Bobby Kimmel, Georgia Tech

Coaches First Team: F - Johnny Cox, Kentucky; C - Bailey Howell, Mississippi State; C - Joe Gibbon, Ole Miss; G - Calvin Grosscup, Tulane; G - Jim Ashmore, Mississippi State

Coaches Second Team: F - Al Rochelle, Vanderbilt; C - Bobby Kimmel, Georgia Tech; C - Bobby Thym, Vanderbilt; G - Jack Kubiszyn, Alabama; G - Joe Hobbs, Florida

1958

AP First Team: F - Bailey Howell, Mississippi State; F - Rex Frederick, Auburn; C - Gene Tormohlen, Tennessee; G - Jack Kubiszyn, Alabama; G - Joe Hobbs, Florida

AP Second Team: Johnny Cox, Kentucky; Vernon Hatton, Kentucky; Terry Randall, Georgia Tech; Jim Henry, Vanderbilt; Buddy Blemker, Georgia Tech

AP Third Team: John Crigler, Kentucky; Jim Fulmer, Alabama; Dave Denton, Georgia Tech; Jimmy Lee, Auburn; Carlton Garner, Ole Miss

Coaches: Buddy Blemker, Georgia Tech; Johnny Cox, Kentucky; Rex Frederick, Auburn; Vernon Hatton, Kentucky; Jim Henry, Vanderbilt; Joe Hobbs, Florida; Bailey Howell, Mississippi State; Jack Kubiszyn, Alabama; Terry Randall, Georgia Tech; Gene Tormohlen, Tennessee

1959

AP First Team: F - Johnny Cox, Kentucky; F - Rex Frederick, Auburn; C - Gene Tormohlen, Tennessee; G - Bailey Howell, Mississippi State; G - Jim Henry, Vanderbilt

AP Second Team: Jimmy Lee, Auburn; Gary Stoll, Tulane; Terry Randall, Georgia Tech; Ray Blemker, Georgia Tech; Henry Hart, Auburn

AP Third Team: Vic Klinker, Tulane; Bill Lickert, Kentucky; Dalen Showalter, Tennessee; Ken Coulter, Tennessee; Jack Waters, Ole Miss

Coaches: Buddy Blemker, Georgia Tech; Johnny Cox, Kentucky; Rex Frederick, Auburn; Jim Henry, Vanderbilt; Bailey Howell, Mississippi State; Vic Klinker, Tulane; Bill Lickert, Kentucky; Dalen Showalter, Tennessee; Gary Stoll, Tulane; Gene Tormohlen, Tennessee

1960

AP First Team: F - Henry Hart, Auburn; F - Dalen Showalter, Tennessee; C - Dave Denton, Georgia Tech; G - Roger Kaiser, Georgia Tech; G - Jack Waters, Ole Miss

AP Second Team: Don Mills, Kentucky; Jack Ardon, Tulane; Jerry Graves, Mississippi State; Bill Lickert, Kentucky; Vic Klinker, Tulane

AP Third Team: Charles Hull, Mississippi State; Ben Rowan, Vanderbilt; David Vaughn, Auburn; Phil Simpson, Georgia; Ivan Richman, Ole Miss

Coaches: Dave Denton, Georgia Tech; Bill Depp, Vanderbilt; Jerry Graves, Mississippi State; Henry Hart, Auburn; Roger Kaiser, Georgia Tech; Vic Klinker, Tulane; Bill Lickert, Kentucky; Don Mills, Kentucky; Dalen Showalter, Tennessee; Jack Waters, Ole Miss

1961

AP First Team: F - Jerry Graves, Mississippi State; F - Bill Lickert, Kentucky; C - Bill Depp, Vanderbilt; G - Roger Kaiser, Georgia Tech; G - George Nattin, LSU

AP Second Team: Jim Fibbe, Auburn; Jack Ardon, Tulane; Jim Kerwin, Tulane; Lou Merchant, Florida; Phil Simpson, Georgia

AP Third Team: Don Ringstaff, Vanderbilt; Henry Hoskins, Alabama; Larry Pennington, Alabama; Jack Waters, Ole Miss; W.D. Stroud, Mississippi State

Coaches: Jack Ardon, Tulane; Bill Depp, Vanderbilt; Jimmy Fibbe, Auburn; Jerry Graves, Mississippi State; Roger Kaiser, Georgia Tech; Bill Lickert, Kentucky; Lou Merchant, Florida; George Nattin, LSU; Larry Pennington, Alabama; Jack Waters, Ole Miss

1962

AP First Team: F - Jim Kerwin, Tulane; F - Leland Mitchell, Mississippi State; C - Cotton Nash, Kentucky; G - W.D. Stroud, Mississippi State; G - Larry Pursiful, Kentucky

AP Second Team: Cliff Luyk, Florida; Donnie Kessinger, Ole Miss; Layton Johns, Auburn; John Russell, Vanderbilt; Allan Johnson, Georgia
AP Third Team: Billy Tinker, Auburn; Maury Drummond, LSU; Jack Ardon, Tulane; George Nattin, LSU; Carroll Burchett, Kentucky
Coaches: Layton Johns, Auburn; Allan Johnson, Georgia; Jim Kerwin, Tulane; Donnie Kessinger, Ole Miss; Cliff Luyk, Florida; Leland Mitchell, Mississippi State; Cotton Nash, Kentucky; Larry Pursiful, Kentucky; John Russell, Vanderbilt; W.D. Stroud, Mississippi State

1963

AP First Team: F - Layton Johns, Auburn; F - Leland Mitchell, Mississippi State; C - Cotton Nash, Kentucky; G - W.D. Stroud, Mississippi State; G - Donnie Kessinger, Ole Miss
AP Second Team: Jim Kerwin, Tulane; Ellis Cooper, LSU; Jim Caldwell, Georgia Tech; John Russell, Vanderbilt; Danny Schultz, Tennessee
AP Third Team: Joe Dan Gold, Mississippi State; Mike Tomasovich, Georgia Tech; Bob Andrews, Alabama; Tom Baxley, Florida; John Blackwell, Auburn
Coaches: Jim Caldwell, Georgia Tech; Ellis Cooper, LSU; Joe Dan Gold, Mississippi State; Layton Johns, Auburn; Jim Kerwin, Tulane; Donnie Kessinger, Ole Miss; Leland Mitchell, Mississippi State; Cotton Nash, Kentucky; John Russell, Vanderbilt; Danny Schultz, Tennessee; W.D. Stroud, Mississippi State

1964

AP First Team: F - Cotton Nash, Kentucky; F - Dick Maile, LSU; C - Clyde Lee, Vanderbilt; G - Danny Schultz, Tennessee; G - Donnie Kessinger, Ole Miss
AP Second Team: A.W. Davis, Tennessee; Ted Deeken, Kentucky; Jim Caldwell, Georgia Tech; R.D. Craddock, Georgia Tech; Brooks Henderson, Florida; John Ed Miller, Vanderbilt
AP Third Team: Jerry Waller, Georgia; Larry Conley, Kentucky; Lee DeFore, Auburn; Doug Hutton, Mississippi State; Jimmy Pitts, Georgia
Coaches: Jim Caldwell, Georgia Tech; R.D. Craddock, Georgia Tech; A.W. Davis, Tennessee; Ted Deeken, Kentucky; Donnie Kessinger, Ole Miss; Clyde Lee, Vanderbilt; Dick Maile, LSU; John Ed Miller, Vanderbilt; Cotton Nash, Kentucky; Danny Schultz, Tennessee

1965

AP First Team: F - A.W. Davis, Tennessee; F - Dick Maile, LSU; C - Clyde Lee, Vanderbilt; G - Bob Andrews, Alabama; G - Joe Newton, Auburn
AP Second Team: Ron Widby, Tennessee; Al Andrews, Tulane; Bob Grace, Vanderbilt; Louie Dampier, Kentucky; John Ed Miller, Vanderbilt
AP Third Team: Tommy Kron, Kentucky; Freddie Guy, Auburn; Howard Bayne, Tennessee; Brooks Henderson, Florida; Jimmy Pitts, Georgia
UPI First Team: Clyde Lee, Vanderbilt; A.W. Davis, Tennessee; Bob Andrews, Alabama; Dick Maile, LSU; John Miller, Vanderbilt
UPI Second Team: Joe Newton, Alabama; Jimmy Pitts, Georgia; Brooks Henderson, Florida; Louie Dampier, Kentucky; Al Andrews, Tulane
UPI Third Team: Bob Grace, Vanderbilt; Ron Widby, Tennessee; Jerry Waller, Georgia; Lee DeFore, Auburn; Larry Conley, Kentucky
Coaches: Bob Andrews, Alabama; Louie Dampier, Kentucky; A.W. Davis, Tennessee; Bob Grace, Vanderbilt; Brooks Henderson, Florida; Tommy Kron, Kentucky; Clyde Lee, Vanderbilt; Dick Maile, LSU; John Ed Miller, Vanderbilt; Joe Newton, Auburn; Jimmy Pitts, Georgia

1966

AP First Team: F - Lee DeFore, Auburn; F - Pat Riley, Kentucky; C - Clyde Lee, Vanderbilt; G - Louie Dampier, Kentucky; G - Keith Thomas, Vanderbilt
AP Second Team: Red Robbins, Tennessee; Ron Widby, Tennessee; Gary Keller, Florida; Dave Williams, Miss. State; Thad Jaracz, Kentucky
AP Honorable Mention: Al Andrews, Tulane; Larry Conley, Kentucky; Harry Hammonds, Alabama; Harry Heroman, LSU; Ray Jeffords, Georgia; Tommy Kron, Kentucky; Mike Nordholz, Alabama; Jerry Waller, Georgia; Gary Washington, Miss. State; Mickey Williams, Ole Miss
UPI First Team: Clyde Lee, Vanderbilt; Louie Dampier, Kentucky; Lee DeFore, Auburn; Pat Riley, Kentucky; Ron Widby, Tennessee
UPI Second Team: Keith Thomas, Vanderbilt; Gary Keller, Florida; Austin Robbins, Tennessee; Dave Williams, Miss. State; Al Andrews, Tulane
UPI Third Team: Larry Conley, Kentucky; Thad Jaracz, Kentucky; Tommy Kron, Kentucky; Mike Nordholz, Alabama; Jerry Waller, Georgia
Coaches: Larry Conley, Kentucky; Louie Dampier, Kentucky; Lee DeFore, Auburn; Gary Keller, Florida; Clyde Lee, Vanderbilt; Pat Riley, Kentucky; Red Robbins, Tennessee; Keith Thomas, Vanderbilt; Ron Widby, Tennessee; Dave Williams, Miss. State

1967

AP First Team: F - Ron Widby, Tennessee; F - Tom Hagan, Vanderbilt; C - Tom Boerwinkle, Tennessee; G - Louie Dampier, Kentucky; G - Mike Nordholz, Alabama
AP Second Team: Bo Wyenandt, Vanderbilt; David Williams, Mississippi State; Gary Keller, Florida; Skip Higley, Florida; Pat Riley, Kentucky
AP Honorable Mention: Jerry Brawner, Ole Miss; Kenny Gibbs, Vanderbilt; Tom Hendrix, Tennessee; Alex Howell, Auburn; Bill Justus, Tennessee; Dick McIntosh, Georgia; David Miller, Florida; Jerry Southwoods, Vanderbilt; Wally Tinker, Auburn; Bob Warren, Vanderbilt; Jim Youngblood, Georgia
UPI First Team: Ron Widby, Tennessee; Louie Dampier, Kentucky; Mike Nordholz, Alabama; Gary Keller, Florida; David Williams, Mississippi State
UPI Second Team: Tom Boerwinkle, Tennessee; Tom Hagan, Vanderbilt; Pat Riley, Kentucky; Skip Higley, Florida; Jerry Southwood, Vanderbilt
UPI Third Team: Bo Wyenandt, Vanderbilt; Jim Youngblood, Georgia; Bob Warren, Vanderbilt; Bill Justus, Tennessee; Alex Howell, Auburn
Coaches: Tom Boerwinkle, Tennessee; Bobby Buisson, Auburn; Louie Dampier, Kentucky; Tom Hagan, Vanderbilt; Skip Higley, Florida; Gary Keller, Florida; Mike Nordholz, Alabama; Pat Riley, Kentucky; Ron Widby, Tennessee; Bo Wyenandt, Vanderbilt

1968

AP First Team: F - Neal Walk, Florida; F - Mike Casey, Kentucky; C - Tom Boerwinkle, Tennessee; G - Pete Maravich, LSU; G - Tom Hagan, Vanderbilt
AP Second Team: Dan Issel, Kentucky; Tom Payne, Mississippi State; Bob Lienhard, Georgia; Bill Justus, Tennessee; Mike Nordholz, Alabama
AP Honorable Mention: Bill Alexander, Auburn; Bill Hann, Tennessee; Tom Hendrix, Tennessee; Ray Jeffords, Georgia; Andy Owens, Florida; Mike Pratt, Kentucky; Ken Turner, Ole Miss; Bob Warren, Vanderbilt; Bo Wyenandt, Vanderbilt
UPI First Team: Pete Maravich, LSU; Neal Walk, Florida; Mike Casey, Kentucky; Tom Hagan, Vanderbilt; Tom Boerwinkle, Tennessee
UPI Second Team: Bob Lienhard, Georgia; Bill Justus, Tennessee; Mike Nordholz, Alabama; Dan Issel, Kentucky; Bo Wyendant, Vanderbilt
UPI Third Team: Wally Tinker, Auburn; Tom Payne, Mississippi State; Bob Warren, Vanderbilt; Ray Jeffords, Georgia; Thad Jaracz, Kentucky
Coaches: Tom Boerwinkle, Tennessee; Mike Casey, Kentucky; Tom Hagan, Vanderbilt; Dan Issel, Kentucky; Bill Justus, Tennessee; Bob Lienhard, Georgia; Pete Maravich, LSU; Mike Nordholz, Alabama; Neal Walk, Florida; Bob Warren, Vanderbilt

1969

AP First Team: F - Dan Issel, Kentucky; F - Tom Hagan, Vanderbilt; C - Neal Walk, Florida; G - Pete Maravich, LSU; G - Bill Justus, Tennessee
AP Second Team: Mike Casey, Kentucky; Mike Pratt, Kentucky; Bob Lienhard, Georgia; John Mengelt, Auburn; Jerry Epling, Georgia



Pete Maravich

AP Third Team: Gary Elliott, Alabama; Wally Tinker, Auburn; Andy Owens, Florida; Ken Turner, Ole Miss; Bobby Croft, Tennessee; Bill Hann, Tennessee
UPI First Team: Pete Maravich, LSU; Neal Walk, Florida; Dan Issel, Kentucky; Tom Hagan, Vanderbilt; Bob Lienhard, Georgia
UPI Second Team: Bill Justus, Tennessee; Mike Casey, Kentucky; Mike Pratt, Kentucky; John Mengelt, Auburn; Jerry Epling, Georgia
Coaches: Mike Casey, Kentucky; Tom Hagan, Vanderbilt; Dan Issel, Kentucky; Bill Justus, Tennessee; John Mengelt, Auburn; Bob Lienhard, Georgia; Pete Maravich, LSU; Mike Pratt, Kentucky; Wally Tinker, Auburn; Neal Walk, Florida

1970

AP First Team: F - Mike Pratt, Kentucky; F - Bob Lienhard, Georgia; F - Andy Owens, Florida; C - Dan Issel, Kentucky; G - Pete Maravich, LSU; G - John Mengelt, Auburn
AP Second Team: Lanny Taylor, Georgia; Perry Wallace, Vanderbilt; Bobby Croft, Tennessee; Jimmy England, Tennessee; Ron Coleman, Ole Miss
AP Third Team: Jimmy Hollon, Alabama; Bill Alexander, Auburn; Danny Hester, LSU; Al Sanders, LSU; Jack Bouldin, Mississippi State; Thorpe Weber, Vanderbilt
UPI First Team: Pete Maravich, LSU; Dan Issel, Kentucky; Mike Pratt, Kentucky; John Mengelt, Auburn; Bob Lienhard, Georgia
UPI Second Team: Bobby Croft, Tennessee; Jimmy England, Tennessee; Perry Wallace, Vanderbilt; Andy Owens, Florida; Ron Coleman, Ole Miss
UPI Third Team: Thorpe Weber, Vanderbilt; Jimmy Hollon, Alabama; Larry Steele, Kentucky; Lanny Taylor, Georgia; Jerry Epling, Georgia
Coaches: Bobby Croft, Tennessee; Jimmy England, Tennessee; Dan Issel, Kentucky; Bob Lienhard, Georgia; Pete Maravich, LSU; John Mengelt, Auburn; Andy Owens, Florida; Mike Pratt, Kentucky; Lanny Taylor, Georgia; Perry Wallace, Vanderbilt

1971

AP First Team: F - Johnny Neumann, Ole Miss; F - Al Sanders, LSU; C - Tom Payne, Kentucky; G - John Mengelt, Auburn; G - Jimmy England, Tennessee
AP Second Team: Don Johnson, Tennessee; Larry Steele, Kentucky; Thorpe Weber, Vanderbilt; Tom Parker, Kentucky; Jack Bouldin, Mississippi State; Mike Casey, Kentucky
AP Third Team: Bill Newton, LSU; Rod Freeman, Vanderbilt; Alan House, Alabama; Jim Woodall, Tennessee; Tony Miller, Florida; Jerry Hoover, Florida
UPI First Team: Johnny Neumann, Ole Miss; John Mengelt, Auburn; Jimmy England, Tennessee; Al Sanders, LSU; Mike Casey, Kentucky
UPI Second Team: Tom Parker, Kentucky; Tom Payne, Kentucky; Jack Bouldin, Mississippi State; Thorpe Weber, Vanderbilt; Bill Newton, LSU
UPI Third Team: Larry Steele, Kentucky; Don Johnson, Tennessee; Rudy Thacker, Vanderbilt; Kent Hollenbeck, Kentucky; Nelson Isley, LSU
Coaches: Jack Bouldin, Mississippi State; Jimmy England, Tennessee; Alan House, Alabama; Don Johnson, Tennessee; John Mengelt, Auburn; Johnny Neumann, Ole Miss; Tom Parker, Kentucky; Tom Payne, Kentucky; Al Sanders, LSU; Larry Steele, Kentucky; Thorpe Weber, Vanderbilt;

1972

AP First Team: F - Tom Parker, Kentucky; F - Wendell Hudson, Alabama; C - Len Kosmalski, Tennessee; G - Mike Edwards, Tennessee; G - Tony Miller, Florida
AP Second Team: Jim Andrews, Kentucky; Ronnie Hogue, Georgia; John Fraley, Georgia; Al Sanders, LSU; Coolidge Ball, Ole Miss
AP Third Team: Alan House, Alabama; Ray Odums, Alabama; Ronnie Lyons, Kentucky; Bill Newton, LSU; Henry Harris, Auburn
UPI First Team: Mike Edwards, Tennessee; Tony Miller, Florida; Tom Parker, Kentucky; Wendell Hudson, Alabama; Jim Andrews, Kentucky
UPI Second Team: Len Kosmalski, Tennessee; Ronnie Hogue, Georgia; John Fraley, Georgia; Ronnie Lyons, Kentucky; Al Sanders, LSU
UPI Third Team: Bill Newton, LSU; Alan House, Alabama; Coolidge Ball, Ole Miss; Ray Odums, Alabama; Terry Compton, Vanderbilt
Coaches: Jim Andrews, Kentucky; Coolidge Ball, Ole Miss; Mike Edwards, Tennessee; John Fraley, Georgia; Ronnie Hogue, Georgia; Wendell Hudson, Alabama; Len Kosmalski, Tennessee; Tony Miller, Florida; Tom Parker, Kentucky; Al Sanders, LSU;

1973

AP First Team: F - Wendell Hudson, Alabama; F - Kevin Grevey, Kentucky; C - Jim Andrews, Kentucky; G - Terry Compton, Vanderbilt; G - Mike Edwards, Tennessee
AP Second Team: Coolidge Ball, Ole Miss; Chip Williams, Florida; Tim Bassett, Georgia; Len Kosmalski, Tennessee; Charles Cleveland, Alabama; Eddie Palubinskas, LSU
AP Third Team: Jimmy Dan Conner, Kentucky; Larry Robinson, Tennessee; Steve Turner, Vanderbilt; Rich Knarr, Mississippi State; Ray Odums, Alabama; Gary England, Auburn
UPI First Team: Wendell Hudson, Alabama; Kevin Grevey, Kentucky; Jim Andrews, Kentucky; Mike Edwards, Tennessee; Charles Cleveland, Alabama
UPI Second Team: Tony Miller, Florida; Terry Compton, Vanderbilt; Eddie Palubinskas, LSU; Tim Bassett, Georgia; Ray Odums, Alabama
UPI Third Team: Len Kosmalski, Tennessee; Coolidge Ball, Ole Miss; John Snow, Tennessee; Larry Robinson, Tennessee; Rich Knarr, Mississippi State
Coaches: Jim Andrews, Kentucky; Coolidge Ball, Ole Miss; Tim Bassett, Georgia; Charles Cleveland, Alabama; Terry Compton, Vanderbilt; Mike Edwards, Tennessee; Kevin Grevey, Kentucky; Wendell Hudson, Alabama; Len Kosmalski, Tennessee; Eddie Palubinskas, LSU

1974

AP First Team: F - Jan van Breda Kolff, Vanderbilt; F - Kevin Grevey, Kentucky; C - Chip Williams, Florida; G - Ernie Grunfeld, Tennessee; G - Charles Cleveland, Alabama
AP Second Team: Jeff Fosnes, Vanderbilt; Glenn Hansen, LSU; Leon Douglas, Alabama; Eddie Johnson, Auburn; Terry Compton, Vanderbilt
AP Third Team: Jerry Jenkins, Mississippi State; Ray Odums, Alabama; Len Kosmalski, Tennessee; Eddie Palubinskas, LSU; John Snow, Tennessee
UPI First Team: Charles Cleveland, Alabama; Jan van Breda Kolff, Vanderbilt; Kevin Grevey, Kentucky; Chip Williams, Florida; Terry Compton, Vanderbilt
UPI Second Team: Eddie Palubinskas, LSU; Eddie Johnson, Auburn; Len Kosmalski, Tennessee; Leon Douglas, Alabama; Glenn Hansen, LSU
UPI Third Team: Coolidge Ball, Ole Miss; Jeff Fosnes, Vanderbilt; Ernie Grunfeld, Tennessee; Collis Temple, LSU; Ray Odums, Alabama
Coaches: Charles Cleveland, Alabama; Terry Compton, Vanderbilt; Leon Douglas, Alabama; Kevin Grevey, Kentucky; Ernie Grunfeld, Tennessee; Glenn Hansen, LSU; Jerry Jenkins, Mississippi State; Eddie Johnson, Auburn; Jan van Breda Kolff, Vanderbilt; Len Kosmalski, Tennessee; Chip Williams, Florida

1975

AP First Team: F - Kevin Grevey, Kentucky; F - Bernard King, Tennessee; C - Leon Douglas, Alabama; G - Ernie Grunfeld, Tennessee; G - Charles Cleveland, Alabama
AP Second Team: Glenn Hansen, LSU; Jerry Jenkins, Mississippi State; Jacky Dorsey, Georgia; Eddie Johnson, Auburn; Jeff Fosnes, Vanderbilt
AP Third Team: Jimmy Dan Connor, Kentucky; Mike Mitchell, Auburn; Rick Robey, Kentucky; Dave Shepherd, Ole Miss; Gene Shy, Florida; Chip Williams, Florida
UPI First Team: Kevin Grevey, Kentucky; Bernard King, Tennessee; Leon Douglas, Alabama; Charles Cleveland, Alabama; Ernie Grunfeld, Tennessee
UPI Second Team: Jacky Dorsey, Georgia; Jeff Fosnes, Vanderbilt; Glenn Hansen, LSU; Eddie Johnson, Auburn; Dave Shepherd, Ole Miss
UPI Third Team: Chip Williams, Florida; Jerry Jenkins, Mississippi State; Mike Mitchell, Auburn; Jimmy Dan Connor, Kentucky; Charles Russell, Alabama
Coaches: Charles Cleveland, Alabama; Jacky Dorsey, Georgia; Leon Douglas, Alabama; Jeff Fosnes, Vanderbilt; Kevin Grevey, Kentucky; Ernie Grunfeld, Tennessee; Glenn Hansen, LSU; Jerry Jenkins, Mississippi State; Eddie Johnson, Auburn; Bernard King, Tennessee

1976

AP First Team: F - Bernard King, Tennessee; F - Jacky Dorsey, Georgia; C - Leon Douglas, Alabama; G - Eddie Johnson, Auburn; G - Ernie Grunfeld, Tennessee
AP Second Team: Jeff Fosnes, Vanderbilt; Mike Mitchell, Auburn; Mike Phillips, Kentucky; Kenny Higgs, LSU; Jack Givens, Kentucky
AP Third Team: Walter Daniels, Georgia; Gene Shy, Florida; Butch Feher, Vanderbilt; Anthony Murray, Alabama; Ray White, Mississippi State; Bob Smyth, Florida; Mike Jackson, Tennessee
UPI First Team: Bernard King, Tennessee; Ernie Grunfeld, Tennessee; Leon Douglas, Alabama; Eddie Johnson, Auburn; Jacky Dorsey, Georgia
UPI Second Team: Jeff Fosnes, Vanderbilt; Jack Givens, Kentucky; Mike Mitchell, Auburn; Mike Phillips, Kentucky; Kenny Higgs, LSU
UPI Third Team: Ray White, Mississippi State; Butch Feher, Vanderbilt; Anthony Murray, Alabama; Walter Daniels, Georgia; Bob Smyth, Florida; Gene Shy, Georgia
Coaches: Jacky Dorsey, Georgia; Leon Douglas, Alabama; Jeff Fosnes, Vanderbilt; Jack Givens, Kentucky; Ernie Grunfeld, Tennessee; Kenny Higgs, LSU; Eddie Johnson, Auburn; Bernard King, Tennessee; Mike Mitchell, Auburn; Ray White, Mississippi State

1977

AP First Team: F - Bernard King, Tennessee; F - Reginald King, Alabama; C - Rick Robey, Kentucky; G - Ernie Grunfeld, Tennessee; G - Jack Givens, Kentucky
AP Second Team: Mike Mitchell, Auburn; Bob Smyth, Florida; Rickey Brown, Mississippi State; T.R. Dunn, Alabama; Kenny Higgs, LSU
AP Third Team: John Billips, Ole Miss; Durand Macklin, LSU; Rickey Brown, Alabama; Larry Johnson, Kentucky; Mike Jackson, Tennessee; Johnny Darden, Tennessee; Eddie Johnson, Auburn
UPI First Team: Ernie Grunfeld, Tennessee; Bernard King, Tennessee; Jack Givens, Kentucky; Reginald King, Alabama; Rick Robey, Kentucky
UPI Second Team: Kenny Higgs, LSU; Rickey Brown, Mississippi State; T.R. Dunn, Alabama; Mike Jackson, Tennessee; Mike Mitchell, Auburn
UPI Third Team: Bob Smyth, Florida; Eddie Johnson, Auburn; Mike Phillips, Kentucky; Durand Macklin, LSU; Al Bonner, Florida
Coaches: Rickey Brown, Mississippi State; T.R. Dunn, Alabama; Jack Givens, Kentucky; Ernie Grunfeld, Tennessee; Kenny Higgs, LSU; Bernard King, Tennessee; Reginald King, Alabama; Mike Mitchell, Auburn; Rick Robey, Kentucky; Bob Smyth, Florida

1978

AP First Team: F - Reginald King, Alabama; F - Mike Mitchell, Auburn; F - Jack Givens, Kentucky; F - Durand Macklin, LSU; F/C-Rick Robey, Kentucky; G - Kyle Macy, Kentucky
AP Second Team: Reggie Johnson, Tennessee; Wiley Peck, Mississippi State; Stan Pietkiewicz, Auburn; Ray White, Mississippi State; Walter Daniels, Georgia
AP Third Team: DeWayne Scales, LSU; James Lee, Kentucky; Rickey Brown, Mississippi State; Anthony Murray, Alabama; Mike Rhodes, Vanderbilt
UPI First Team: Reginald King, Alabama; Jack Givens, Kentucky; Rick Robey, Kentucky; Mike Mitchell, Auburn; Durand Macklin, LSU
UPI Second Team: Kyle Macy, Kentucky; Reggie Johnson, Tennessee; Kenny Higgs, LSU; Rickey Brown, Mississippi State; Stan Pietkiewicz, Auburn
UPI Third Team: Charles Davis, Vanderbilt; Mike Phillips, Kentucky; Ray White, Mississippi State; Mike Rhodes, Vanderbilt; Johnny Darden, Tennessee; Anthony Murray, Alabama
Coaches: Jack Givens, Kentucky; Richard Glasper, Florida; Reggie Johnson, Tennessee; Reginald King, Alabama; Durand Macklin, LSU; Kyle Macy, Kentucky; Mike Mitchell, Auburn; Rick Robey, Kentucky; John Stroud, Ole Miss; Ray White, Mississippi State

1979

AP First Team: F - Reginald King, Alabama; F/C - John Stroud, Ole Miss; F - DeWayne Scales, LSU; F - Reggie Johnson, Tennessee; G - Kyle Macy, Kentucky; G - Al Green, LSU
AP Second Team: Charles Davis, Vanderbilt; Wiley Peck, Mississippi State; Ray White, Mississippi State; Tommy Springer, Vanderbilt; Walter Daniels, Georgia
AP Third Team: Dwight Anderson, Kentucky; Terry Crosby, Tennessee; Lavon Mercer, Georgia; Lionel Green, LSU; Greg Grim, Mississippi State
UPI First Team: Reginald King, Alabama; Reggie Johnson, Tennessee; John Stroud, Ole Miss; Kyle Macy, Kentucky; DeWayne Scales, LSU
UPI Second Team: Walter Daniels, Georgia; Al Green, LSU; Wiley Peck, Mississippi State; Ray White, Missisippi State; Charles Davis, Vanderbilt
UPI Third Team: Tommy Springer, Vanderbilt; Mike Rhodes, Vanderbilt; Lionel Green, LSU; Bobby Cattage, Auburn; Malcolm Cesare, Florida
Coaches: Walter Daniels, Georgia; Charles Davis, Vanderbilt; Al Green, LSU; Reggie Johnson, Tennessee; Reginald King, Alabama; Kyle Macy, Kentucky; Wiley Peck, Mississippi State; DeWayne Scales, LSU; John Stroud, Ole Miss; Ray White, Missisippi State

1980

AP First Team: F - John Stroud, Ole Miss; F - Durand Macklin, LSU; F - Reggie Johnson, Tennessee; C - Rickey Brown, Mississippi State; G - Kyle Macy, Kentucky
AP Second Team: DeWayne Scales, LSU; Sam Bowie, Kentucky; Ethan Martin, LSU; Eddie Phillips, Alabama; Sean Touhy, Ole Miss
AP Third Team: Mike Rhodes, Vanderbilt; Reggie Hannah, Florida; Robert Scott, Alabama; Elston Turner, Ole Miss; Lavon Mercer, Georgia
UPI First Team: Kyle Macy, Kentucky; John Stroud, Ole Miss; Durand Macklin, LSU; Reggie Johnson, Tennessee; Rickey Brown, Mississippi State
UPI Second Team: DeWayne Scales, LSU; Eddie Phillips, Alabama; Mike Rhodes, Vanderbilt; Ethan Martin, LSU; Robert Scott, Alabama
UPI Third Team: Elston Turner, Ole Miss; Reggie Hannah, Florida; Sam Bowie, Kentucky; Sean Touhy, Ole Miss; Dominique Wilkins, Georgia
Coaches: Sam Bowie, Kentucky; Rickey Brown, Mississippi State; Reggie Johnson, Tennessee; Durand Macklin, LSU; Kyle Macy, Kentucky; Ethan Martin, LSU; Lavon Mercer, Georgia; Eddie Phillips, Alabama; Mike Rhodes, Vanderbilt; DeWayne Scales, LSU; Robert Scott, Alabama; John Stroud, Ole Miss

1981

AP First Team: Durand Macklin, LSU; Dominique Wilkins, Georgia; Sam Bowie, Kentucky; Elston Turner, Ole Miss; Ethan Martin, LSU
AP Second Team: Eddie Phillips, Alabama; Jeff Malone, Mississippi State; Gary Carter, Tennessee; Dale Ellis, Tennessee; Howard Carter, LSU
AP Third Team: Howard Wood, Tennessee; Ronnie Williams, Florida; Dirk Minniefield, Kentucky; Vernon Delancy, Florida; Sean Touhy, Ole Miss
UPI First Team: Durand Macklin, LSU; Dominique Wilkins, Georgia; Sam Bowie, Kentucky; Elston Turner, Ole Miss; Ethan Martin, LSU
UPI Second Team: Eddie Phillips, Alabama; Howard Carter, LSU; Dale Ellis, Tennessee; Howard Wood, Tennessee; Ronnie Williams, Florida
UPI Third Team: Vernon Delancy, Florida; Jeff Malone, Mississippi State; Gary Carter, Tennessee; Dirk Minniefield, Kentucky; Charles Davis, Vanderbilt
Coaches: Sam Bowie, Kentucky; Gary Carter, Tennessee; Dale Ellis, Tennessee; Durand Macklin, LSU; Jeff Malone, Mississippi State; Ethan Martin, LSU; Eddie Phillips, Alabama; Elston Turner, Ole Miss; Dominique Wilkins, Georgia; Ronnie Williams, Florida; Howard Wood, Tennessee

1982

AP First Team: Dale Ellis, Tennessee; Dominique Wilkins, Georgia; Carlos Clark, Ole Miss; Howard Carter, LSU; Derrick Hord, Kentucky
AP Second Team: Ronnie Williams, Florida; Eddie Phillips, Alabama; Jeff Malone, Mississippi State; Dirk Minniefield, Kentucky; Leonard Mitchell, LSU; Charles Barkley, Auburn
UPI First Team: Howard Carter, LSU; Dale Ellis, Tennessee; Dominique Wilkins, Georgia; Carlos Clark, Ole Miss; Eddie Phillips, Alabama
UPI Second Team: Dirk Minniefield, Kentucky; Derrick Hord, Kentucky; Ronnie Williams, Florida; Sean Touhy, Ole Miss; Charles Barkley, Auburn
UPI Third Team: Jeff Malone, Mississippi State; Leonard Mitchell, LSU; Ennis Whatley, Alabama; Melvin Turpin, Kentucky; Jim Master, Kentucky
Coaches: Howard Carter, LSU; Carlos Clark, Ole Miss; Dale Ellis, Tennessee; Derrick Hord, Kentucky; Willie Jones, Vanderbilt; Jeff Malone, Mississippi State; Leonard Mitchell, LSU; Eddie Phillips, Alabama; Sean Touhy, Ole Miss; Dominique Wilkins, Georgia; Ronnie Williams, Florida

1983

AP First Team: Dale Ellis, Tennessee; Jeff Malone, Mississippi State; Carlos Clark, Ole Miss; Melvin Turpin, Kentucky; Ennis Whatley, Alabama
AP Second Team: Charles Barkley, Auburn; Howard Carter, LSU; Vern Fleming, Georgia; Phil Cox, Vanderbilt; Ronnie Williams, Florida
AP Third Team: Bobby Lee Hurt, Alabama; Darrell Lockhart, Auburn; Jim Master, Kentucky; Eugene McDowell, Florida; Leonard Mitchell, LSU; Roger Stieg, Ole Miss; Kenny Walker, Kentucky



Jeff Malone

UPI First Team: Jeff Malone, Mississippi State; Dale Ellis, Tennessee; Melvin Turpin, Kentucky; Ennis Whatley, Alabama; Carlos Clark, Ole Miss
UPI Second Team: Charles Barkley, Auburn; Bobby Lee Hurt, Alabama; Howard Carter, LSU; Ronnie Williams, Florida; Phil Cox, Vanderbilt
UPI Third Team: Dirk Minniefield, Kentucky; Jim Master, Kentucky; Vern Fleming, Georgia; Terry Fair, Georgia; Leonard Mitchell, LSU
Coaches: Charles Barkley, Auburn; Howard Carter, LSU; Carlos Clark, Ole Miss; Phil Cox, Vanderbilt; Dale Ellis, Tennessee; Vern Fleming, Georgia; Jeff Malone, Mississippi State; Eugene McDowell, Florida; Melvin Turpin, Kentucky; Ennis Whatley, Alabama

1984

AP First Team: Vern Fleming, Georgia; Charles Barkley, Auburn; Melvin Turpin, Kentucky; Chuck Person, Auburn; Jeff Turner, Vanderbilt
AP Second Team: Ronnie Williams, Florida; Bobby Lee Hurt, Alabama; Jerry Reynolds, LSU; Buck Johnson, Alabama; Kenny Walker, Kentucky
AP Third Team: Eric Laird, Ole Miss; Eric Richardson, Alabama; Sam Bowie, Kentucky; Eugene McDowell, Florida; Phil Cox, Vanderbilt
UPI First Team: Charles Barkley, Auburn; Chuck Person, Auburn; Melvin Turpin, Kentucky; Vern Fleming, Georgia; Bobby Lee Hurt, Alabama
UPI Second Team: Ronnie Williams, Florida; Buck Johnson, Alabama; Sam Bowie, Kentucky; Eric Richardson, Alabama; Jeff Turner, Vanderbilt
UPI Third Team: Kenny Walker, Kentucky; Phil Cox, Vanderbilt; Eric Laird, Ole Miss; Jerry Reynolds, LSU; Derrick Taylor, LSU
Coaches: Charles Barkley, Auburn; Vern Fleming, Georgia; Bobby Lee Hurt, Alabama; Eric Laird, Ole Miss; Chuck Person, Auburn; Jerry Reynolds, LSU; Jeff Turner, Vanderbilt; Melvin Turpin, Kentucky; Kenny Walker, Kentucky; Ronnie Williams, Florida

1985

AP First Team: Kenny Walker, Kentucky; Chuck Person, Auburn; Eugene McDowell, Florida; Michael Brooks, Tennessee; Phil Cox, Vanderbilt
AP Second Team: Buck Johnson, Alabama; Cedric Henderson, Georgia; Bobby Lee Hurt, Alabama; Nikita Wilson, LSU; Andrew Moten, Florida
AP Third Team: Ken Harvey, Mississippi State; John Williams, LSU; Jerry Reynolds, LSU; Eric Laird, Ole Miss; Terry Coner, Alabama; Tony White, Tennessee
UPI First Team: Kenny Walker, Kentucky; Chuck Person, Auburn; Eugene McDowell, Florida; Michael Brooks, Tennessee; Buck Johnson, Alabama
UPI Second Team: Andrew Moten, Florida; Phil Cox, Vanderbilt; Cedric Henderson, Georgia; Eric Laird, Ole Miss; Bobby Lee Hurt, Alabama
UPI Third Team: Nikita Wilson, LSU; Jerry Reynolds, LSU; Ken Harvey, Mississippi State; Tony White, Tennessee; Terry Coner, Alabama
Coaches: Michael Brooks, Tennessee; Phil Cox, Vanderbilt; Ken Harvey, Mississippi State; Cedric Henderson, Georgia; Bobby Lee Hurt, Alabama; Buck Johnson, Alabama; Eugene McDowell, Florida; Chuck Person, Auburn; Kenny Walker, Kentucky; Nikita Wilson, LSU

1986

AP First Team: Kenny Walker, Kentucky; Buck Johnson, Alabama; Tony White, Tennessee; Chuck Person, Auburn; John Williams, LSU
AP Second Team: Vernon Maxwell, Florida; Derrick McKey, Alabama; Winston Bennett, Kentucky; Andrew Moten, Florida; Joe Ward, Georgia
AP Third Team: Roger Harden, Kentucky; Terry Coner, Alabama; Eric Smith, Ole Miss; Donald Hartry, Georgia; Derrick Taylor, LSU
UPI First Team: Kenny Walker, Kentucky; Buck Johnson, Alabama; Tony White, Tennessee; Chuck Person, Auburn; John Williams, LSU
UPI Second Team: Vernon Maxwell, Florida; Andrew Moten, Florida; Winston Bennett, Kentucky; Derrick McKey, Alabama; Terry Coner, Alabama
UPI Third Team: Joe Ward, Georgia; Roger Harden, Kentucky; Donald Hartry, Georgia; Eric Smith, Ole Miss; Brett Burrow, Vanderbilt
Coaches: Winston Bennett, Kentucky; Terry Coner, Alabama; Buck Johnson, Alabama; Vernon Maxwell, Florida; Derrick McKey, Alabama; Chuck Person, Auburn; Kenny Walker, Kentucky; Joe Ward, Georgia; Tony White, Tennessee; John Williams, LSU

1987

AP First Team: Derrick McKey, Alabama; Tony White, Tennessee; Vernon Maxwell, Florida; Terry Coner, Alabama; Willie Anderson, Georgia
AP Second Team: Will Perdue, Vanderbilt; Jeff Moore, Auburn; Rex Chapman, Kentucky; Andrew Moten, Florida; Chris Morris, Auburn
AP Third Team: Ed Davender, Kentucky; Frank Ford, Auburn; Nikita Wilson, LSU; Jim Farmer, Alabama; Dyron Nix, Tennessee
UPI First Team: Derrick McKey, Alabama; Tony White, Tennessee; Vernon Maxwell, Florida; Jeff Moore, Auburn; Will Perdue, Vanderbilt
UPI Second Team: Andrew Moten, Florida; Rex Chapman, Kentucky; Terry Coner, Alabama; Willie Anderson, Georgia; Ed Davender, Kentucky
UPI Third Team: Dyron Nix, Tennessee; Jim Farmer, Alabama; Nikita Wilson, LSU; Chris Morris, Auburn; Anthony Wilson, LSU
Coaches: Willie Anderson, Georgia; Rex Chapman, Kentucky; Terry Coner, Alabama; Jim Farmer, Alabama; Vernon Maxwell, Florida; Derrick McKey, Alabama; Jeff Moore, Auburn; Andrew Moten, Florida; Will Perdue, Vanderbilt; Tony White, Tennessee

1988

AP First Team: Will Perdue, Vanderbilt; Dyron Nix, Tennessee; Vernon Maxwell, Florida; Chris Morris, Auburn; Rex Chapman, Kentucky
AP Second Team: Willie Anderson, Georgia; Roderick Barnes, Ole Miss; Ricky Blanton, LSU; Michael Ansley, Alabama; Winston Bennett, Kentucky
AP Third Team: Ed Davender, Kentucky; Dwayne Schintzius, Florida; Jose Vargas, LSU; Barry Goheen, Vanderbilt; Charles Prater, Ole Miss
UPI First Team: Will Perdue, Vanderbilt; Dyron Nix, Tennessee; Vernon Maxwell, Florida; Chris Morris, Auburn; Rex Chapman, Kentucky
UPI Second Team: Willie Anderson, Georgia; Dwayne Schintzius, Florida; Jose Vargas, LSU; Winston Bennett, Kentucky; Ed Davender, Kentucky
UPI Third Team: Ricky Blanton, LSU; Roderick Barnes, Ole Miss; Jeff Moore, Alabama; Barry Goheen, Vanderbilt; Michael Ansley, Alabama
Coaches: Willie Anderson, Georgia; Michael Ansley, Alabama; Roderick Barnes, Ole Miss; Winston Bennett, Kentucky; Ricky Blanton, LSU; Rex Chapman, Kentucky; Vernon Maxwell, Florida; Chris Morris, Auburn; Dyron Nix, Tennessee; Will Perdue, Vanderbilt

1989

AP First Team: Michael Ansley, Alabama; Ricky Blanton, LSU; Gerald Glass, Ole Miss; Chris Jackson, LSU; Dwayne Schintzius, Florida
AP Second Team: Keenan Carpenter, Auburn; LeRon Ellis, Kentucky; Barry Goheen, Vanderbilt; Alec Kessler, Georgia; Frank Kornet, Vanderbilt; Dyron Nix, Tennessee
AP Third Team: Cameron Burns, Mississippi State; Livingston Chatman, Florida; Dwayne Davis, Florida; Clifford Lett, Florida; Chris Mills, Kentucky
UPI First Team: Michael Ansley, Alabama; Gerald Glass, Ole Miss; Chris Jackson, LSU; Dyron Nix, Tennessee; Dwayne Schintzius, Florida
UPI Second Team: Ricky Blanton, LSU; LeRon Ellis, Kentucky; Barry Goheen, Vanderbilt; Alec Kessler, Georgia; Frank Kornet, Vanderbilt
UPI Third Team: Cameron Burns, Mississippi State; Keenan Carpenter, Auburn; Livingston Chatman, Florida; Dwayne Davis, Florida; Clarence Swearengen, Tennessee
Coaches: Michael Ansley, Alabama; Ricky Blanton, LSU; Cameron Burns, Mississippi State; Gerald Glass, Ole Miss; Barry Goheen, Vanderbilt; Chris Jackson, LSU; Alec Kessler, Georgia; Frank Kornet, Vanderbilt; Dyron Nix, Tennessee; Dwayne Schintzius, Florida

1990

AP First Team: Gerald Glass, Ole Miss; Allan Houston, Tennessee; Chris Jackson, LSU; Alec Kessler, Georgia; Shaquille O'Neal, LSU
AP Second Team: Cameron Burns, Mississippi State; Melvin Cheatum, Alabama; Litterial Green, Georgia; Reggie Hanson, Kentucky; Derrick Miller, Kentucky
AP Third Team: Ronnie Battle, Auburn; Greg Bell, Tennessee; Greg Carter, Mississippi State; Rod Cole, Georgia; Dwayne Davis, Florida; Robert Horry, Alabama; Ian Lockhart, Tennessee; Stanley Roberts, LSU
UPI First Team: Gerald Glass, Ole Miss; Allan Houston, Tennessee; Chris Jackson, LSU; Alec Kessler, Georgia; Shaquille O'Neal, LSU
UPI Second Team: Cameron Burns, Mississippi State; Melvin Cheatum, Alabama; Dwayne Davis, Florida; Litterial Green, Georgia; Derrick Miller, Kentucky
UPI Third Team: David Benoit, Alabama; Derrick Dennison, Auburn; Scott Draud, Vanderbilt; Reggie Hanson, Kentucky; Maurice Williamson, LSU
Coaches: Ronnie Battle, Auburn; Cameron Burns, Mississippi State; Melvin Cheatum, Alabama; Gerald Glass, Ole Miss; Litterial Green, Georgia; Allan Houston, Tennessee; Chris Jackson, LSU; Alec Kessler, Georgia; Derrick Miller, Kentucky; Shaquille O'Neal, LSU

1991

AP First Team: Cameron Burns, Mississippi State; Greg Carter, Mississippi State; Litterial Green, Georgia; Allan Houston, Tennessee; Shaquille O'Neal, LSU

AP Second Team: Ronnie Battle, Auburn; Melvin Cheatum, Alabama; Dwayne Davis, Florida; Reggie Hanson, Kentucky; John Pelphrey, Kentucky; Gary Waites, Alabama

AP Third Team: Kevin Anglin, Vanderbilt; Scott Draud, Vanderbilt; Joe Harvell, Ole Miss; Jamal Mashburn, Kentucky; James Robinson, Alabama; Vernel Singleton, LSU

UPI First Team: Greg Carter, Mississippi State; Melvin Cheatum, Alabama; Allan Houston, Tennessee; Shaquille O'Neal, LSU; John Pelphrey, Kentucky

UPI Second Team: Cameron Burns, Mississippi State; Litterial Green, Georgia; Shawn Griggs, LSU; Reggie Hanson, Kentucky; Joe Harvell, Ole Miss

UPI Third Team: Ronnie Battle, Auburn; Scott Draud, Vanderbilt; Jamal Mashburn, Kentucky; James Robinson, Alabama; Vernel Singleton, LSU

Coaches: Cameron Burns, Mississippi State; Greg Carter, Mississippi State; Melvin Cheatum, Alabama; Dwayne Davis, Florida; Scott Draud, Vanderbilt; Litterial Green, Georgia; Reggie Hanson, Kentucky; Allan Houston, Tennessee; Shaquille O'Neal, LSU; John Pelphrey, Kentucky; Vernel Singleton, LSU

1992

AP First Team: Todd Day, Arkansas; Joe Harvell, Ole Miss; Allan Houston, Tennessee; Jamal Mashburn, Kentucky; Lee Mayberry, Arkansas; Shaquille O'Neal, LSU

AP Second Team: Litterial Green, Georgia; Robert Horry, Alabama; Stacey Poole, Florida; Latrell Sprewell, Alabama; Tony Watts, Mississippi State

AP Third Team: Chuck Evans, Mississippi State; Oliver Miller, Arkansas; Wesley Person, Auburn; James Robinson, Alabama; Vernel Singleton, LSU; Reggie Tinch, Georgia

Coaches: Todd Day, Arkansas; Litterial Green, Georgia; Joe Harvell, Ole Miss; Robert Horry, Alabama; Allan Houston, Tennessee; Jamal Mashburn, Kentucky; Lee Mayberry, Arkansas; Shaquille O'Neal, LSU; Stacey Poole, Florida; Latrell Sprewell, Alabama; Tony Watts, Mississippi State

NOTE: UPI discontinued naming its All-SEC Teams after the 1991 season.

1993

AP First Team: Geert Hammink, LSU; Allan Houston, Tennessee; Jamal Mashburn, Kentucky; Billy McCaffrey, Vanderbilt; Stacey Poole, Florida; James Robinson, Alabama

AP Second Team: Chuck Evans, Mississippi State; Travis Ford, Kentucky; Joe Harvell, Ole Miss; Wesley Person, Auburn; Scotty Thurman, Arkansas

AP Third Team: Kevin Anglin, Vanderbilt; Corey Allen, Tennessee; Jason Caffey, Alabama; Bruce Elder, Vanderbilt; Emmett Hall, South Carolina; Darrell Hawkins, Arkansas; Aaron Swinson, Auburn

Coaches First Team: Ronnie Battle, Auburn; Chuck Evans, Mississippi State; Travis Ford, Kentucky; Geert Hammink, LSU; Allan Houston, Tennessee; Jamal Mashburn, Kentucky; Billy McCaffrey, Vanderbilt; Wesley Person, Auburn; Stacey Poole, Florida; James Robinson, Alabama; Scotty Thurman, Arkansas

Coaches Second Team: Corey Allen, Tennessee; Kevin Anglin, Vanderbilt; Jamie Brandon, LSU; Jason Caffey, Alabama; Charles Claxton, Georgia; Andrew DeClercq, Florida; Bruce Elder, Vanderbilt; Joe Harvell, Ole Miss; Darrell Hawkins, Arkansas; Aaron Swinson, Auburn; Jamie Watson, South Carolina; Corliss Williamson, Arkansas

1994

AP First Team: Scotty Thurman, Arkansas; Corliss Williamson, Arkansas; Wesley Person, Auburn; Dan Cross, Florida; Billy McCaffrey, Vanderbilt

AP Second Team: Aaron Swinson, Auburn; Craig Brown, Florida; Travis Ford, Kentucky; Erick Dampier, Mississippi State; Jamie Watson, S. Carolina

AP Third Team: Antonio McDyess, Alabama; Tony Delk, Kentucky; Rodrick Rhodes, Kentucky; Jamie Brandon, LSU; Darryl Wilson, Mississippi State; Ronnie McMahan, Vanderbilt

Coaches First Team: Scotty Thurman, Arkansas; Corliss Williamson, Arkansas; Wesley Person, Auburn; Aaron Swinson, Auburn; Dan Cross, Florida; Billy McCaffrey, Vanderbilt

Coaches Second Team: Craig Brown, Florida; Tony Delk, Kentucky; Travis Ford, Kentucky; Jamie Brandon, LSU; Erick Dampier, Mississippi State; Jamie Watson, South Carolina

Coaches Third Team: Jason Caffey, Alabama; Antonio McDyess, Alabama; Andrew DeClercq, Florida; Rodrick Rhodes, Kentucky; Emmett Hall, South Carolina; Ronnie McMahan, Vanderbilt

1995

AP First Team: Corliss Williamson, Arkansas; Scotty Thurman, Arkansas; Dan Cross, Florida; Tony Delk, Kentucky; Erick Dampier, Mississippi State

AP Second Team: Antonio McDyess, Alabama; Ronnie Henderson, LSU; Darryl Wilson, Mississippi State; Steve Hamer, Tennessee; Ronnie McMahan, Vanderbilt

AP Third Team: Moochie Norris, Auburn; Corey Beck, Arkansas; Clint McDaniel, Arkansas; Andrew DeClercq, Florida; Carlos Strong, Georgia; Rodrick Rhodes, Kentucky; Walter McCarty, Kentucky

Coaches First Team: Corliss Williamson, Arkansas; Scotty Thurman, Arkansas; Dan Cross, Florida; Andrew DeClercq, Florida; Tony Delk, Kentucky; Ronnie Henderson, LSU; Erick Dampier, Mississippi State

Coaches Second Team: Antoino McDyess, Alabama; Jason Caffey, Alabama; Rodrick Rhodes, Kentucky; Darryl Wilson, Mississippi State; Ronnie McMahan, Vanderbilt

Coaches Third Team: Moochie Norris, Auburn; Shandon Anderson, Georgia; Marcus Grant, Mississippi State; Steve Hamer, Tennessee; Frank Seckar, Vanderbilt

1996

AP First Team: Roy Rogers, Alabama; Tony Delk, Kentucky; Antoine Walker, Kentucky; Ronnie Henderson, LSU; Erick Dampier, Mississippi State

AP Second Team: Eric Washington, Alabama; Dametri Hill, Florida; Darryl Wilson, Mississippi State; Steve Hamer, Tennessee; Frank Seckar, Vanderbilt

AP Third Team: Wes Flanigan, Auburn; Shandon Anderson, Georgia; Katu Davis, Georgia; Walter McCarty, Kentucky; Larry Davis, South Carolina

Coaches First Team: Roy Rogers, Alabama; Tony Delk, Kentucky; Antoine Walker, Kentucky; Ronnie Henderson, LSU; Erick Dampier, Mississippi State; Darryl Wilson, Mississippi State

Coaches Second Team: Dametri Hill, Florida; Walter McCarty, Kentucky; Larry Davis, South Carolina; Steve Hamer, Tennessee; Frank Seckar, Vanderbilt

Coaches Third Team: Eric Washington, Alabama; Wes Flanigan, Auburn; Lance Weems, Auburn; Katu Davis, Georgia; Melvin Watson, South Carolina

1997

AP First Team: Ron Mercer, Kentucky; Ansu Sesay, Ole Miss; BJ McKie, South Carolina; Larry Davis, South Carolina; Melvin Watson, South Carolina

AP Second Team: Eric Washington, Alabama; Duane Spencer, LSU; Horatio Webster, Mississippi State; Brandon Wharton, Tennessee; Pax Whitehead, Vanderbilt

AP Third Team: Pat Bradley, Arkansas; Derek Hood, Arkansas; Michael Chadwick, Georgia; Ray Harrison, Georgia; Derek Anderson, Kentucky

Coaches First Team: Eric Washington, Alabama; Ron Mercer, Kentucky; Ansu Sesay, Ole Miss; BJ McKie, South Carolina; Larry Davis, South Carolina

Coaches Second Team: Derek Anderson, Kentucky; Michael Chadwick, Georgia; Duane Spencer, LSU; Horatio Webster, Mississippi State; Melvin Watson, South Carolina; Brandon Wharton, Tennessee; Pax Whitehead, Vanderbilt

Coaches Third Team: Brian Williams, Alabama; Demetrius Alexander, Alabama; Pat Braadley, Arkansas; Derek Hood, Arkansas; Greg Stolt, Florida; Anthony Epps, Kentucky

1998

AP First Team: Ansu Sesay, Ole Miss; BJ McKie, South Carolina; Drew Maddux, Vanderbilt; Nazr Mohammed, Kentucky; Nick Davis, Arkansas

AP Second Team: Horatio Webster, Mississippi State; Keith Carter, Ole Miss; Pat Bradley, Arkansas; Melvin Watson, South Carolina; Tony Harris, Tennessee

AP Third Team: Jumaine Jones, Georgia; Jeff Sheppard, Kentucky; Scott Padgett, Kentucky; Tyrone Washington, Mississippi State; C.J. Black, Tennessee

Coaches First Team: Nazr Mohammed, Kentucky; Ansu Sesay, Ole Miss; Horatio Webster, Mississippi State; BJ McKie, South Carolina; Drew Maddux, Vanderbilt

Coaches Second Team: Pat Bradley, Arkansas; Nick Davis, Arkansas; Bryant Smith, Auburn; Scott Padgett, Kentucky; Melvin Watson, South Carolina; C.J. Black, Tennessee

Coaches Third Team: Jumaine Jones, Georgia; G.G. Smith, Georgia; Tyrone Washington, Mississippi State; Tony Harris, Tennessee; Brandon Wharton, Tennessee

1999

AP First Team: Chris Porter, Auburn; Doc Robinson, Auburn; Jumaine Jones, Georgia; Keith Carter, Ole Miss; BJ McKie, South Carolina
AP Second Team: Derek Hood, Arkansas; Bryant Smith, Auburn; Scott Padgett, Kentucky; Tyrone Washington, Mississippi State; Tony Harris, Tennessee; Dan Langhi, Vanderbilt
AP Third Team: Jeremy Hays, Alabama; Mamadou N'diaye, Auburn; Maurice Carter, LSU; Jabari Smith, LSU; Brandon Wharton, Tennessee
Coaches First Team: Chris Porter, Auburn; Doc Robinson, Auburn; Jumaine Jones, Georgia; Scott Padgett, Kentucky; Keith Carter, Ole Miss
Coaches Second Team: Derek Hood, Arkansas; Bryant Smith, Auburn; BJ McKie, South Carolina; Brandon Wharton, Tennessee; Dan Langhi, Vanderbilt
Coaches Third Team: Udonis Haslem, Florida; Mike Miller, Florida; Wayne Turner, Kentucky; Maurice Carter, LSU; Tyrone Washington, Mississippi State; Tony Harris, Tennessee

2000

AP First Team: Doc Robinson, Auburn; Jamaal Magloire, Kentucky; Stromile Swift, LSU; Tony Harris, Tennessee; Dan Langhi, Vanderbilt
AP Second Team: Schea Cotton, Alabama; Joe Johnson, Arkansas; Chris Porter, Auburn; Mike Miller, Florida; Anthony Evans, Georgia; D.A. Layne, Georgia; Jabari Smith, LSU; Vincent Yarbrough, Tennessee
AP Third Team: Teddy Dupay, Florida; Udonis Haslem, Florida; Kenyan Weaks, Florida; Torris Bright, LSU; Jason Harrison, Ole Miss; Atiba Prater, Vanderbilt
Coaches First Team: Mike Miller, Florida; Jamaal Magloire, Kentucky; Stromile Swift, LSU; Tony Harris, Tennessee; Dan Langhi, Vanderbilt
Coaches Second Team: Chris Porter, Auburn; Doc Robinson, Auburn; Tayshaun Prince, Kentucky; Jabari Smith, LSU; Vincent Yarbrough, Tennessee
Coaches Third Team: Joe Johnson, Arkansas; Udonis Haslem, Florida; Anthony Evans, Georgia; Robert Jackson, Mississippi State; Isiah Victor, Tennessee

2001

AP First Team: Rod Grizzard, Alabama; Udonis Haslem, Florida; Brett Nelson, Florida; D.A. Layne, Georgia; Tayshaun Prince, Kentucky
AP Second Team: Erwin Dudley, Alabama; Keith Bogans, Kentucky; Ronald Dupree, LSU; Rahim Lockhart, Ole Miss; Vincent Yarbrough, Tennessee
AP Third Team: Joe Johnson, Arkansas; Jannero Pargo, Arkansas; Jamison Brewer, Auburn; Marquis Daniels, Auburn; Matt Bonner, Florida; Anthony Evans, Georgia; Jason Harrison, Ole Miss; Justin Reed, Ole Miss; Marius Petravicius, South Carolina; Ron Slay, Tennessee
Coaches First Team: Rod Grizzard, Alabama; Udonis Haslem, Florida; Brett Nelson, Florida; Tayshaun Prince, Kentucky; Rahim Lockhart, Ole Miss
Coaches Second Team: Erwin Dudley, Alabama; Joe Johnson, Arkansas; D.A. Layne, Georgia; Keith Bogans, Kentucky; Vincent Yarbrough, Tennessee
Coaches Third Team: Jannero Pargo, Arkansas; Marquis Daniels, Auburn; Adam Harrington, Auburn; Ronald Dupree, LSU; Ron Slay, Tennessee

2002

AP First Team: Erwin Dudley, Alabama; Udonis Haslem, Florida; Jarvis Hayes, Georgia; Tayshaun Prince, Kentucky; Vincent Yarbrough, Tennessee
AP Second Team: Matt Bonner, Florida; Brett Nelson, Florida; Ezra Williams, Georgia; Ronald Dupree, LSU; Mario Austin, Mississippi State
AP Third Team: Rod Grizzard, Alabama; Maurice Williams, Alabama; Jannero Pargo, Arkansas; Justin Reed, Ole Miss; Derrick Zimmerman, Mississippi State; Marcus Haislip, Tennessee
Coaches First Team: Erwin Dudley, Alabama; Udonis Haslem, Florida; Jarvis Hayes, Georgia; Tayshaun Prince, Kentucky; Vincent Yarbrough, Tennessee
Coaches Second Team: Matt Bonner, Florida; Brett Nelson, Florida; Ronald Dupree, LSU; Justin Reed, Ole Miss; Mario Austin, Mississippi State; Marcus Haislip, Tennessee
Coaches Third Team: Rod Grizzard, Alabama; Jannero Pargo, Arkansas; Ezra Williams, Georgia; Jamel Bradley, South Carolina; Matt Freije, Vanderbilt

2003

AP First Team: Matt Bonner, Florida; Jarvis Hayes, Georgia; Keith Bogans, Kentucky; Mario Austin, Mississippi State; Ron Slay, Tennessee
AP Second Team: Erwin Dudley, Alabama; Marquis Daniels, Auburn; Ezra Williams, Georgia; Marquis Estill, Kentucky; Ronald Dupree, LSU
AP Third Team: Maurice Williams, Alabama; Justin Reed, Ole Miss; Timmy Bowers, Mississippi State; Derrick Zimmerman, Mississippi State; Matt Freije, Vanderbilt
Coaches First Team: Matt Bonner, Florida; Jarvis Hayes, Georgia; Keith Bogans, Kentucky; Mario Austin, Mississippi State; Ron Slay, Tennessee
Coaches Second Team: Erwin Dudley, Alabama; Marquis Daniels, Auburn; Ezra Williams, Georgia; Marquis Estill, Kentucky; Ronald Dupree, LSU; Matt Freije, Vanderbilt

2004

AP First Team: Anthony Roberson, Florida; Jaime Lloreda, LSU; Justin Reed, Ole Miss; Timmy Bowers, Mississippi State; Lawrence Roberts, Mississippi State; Matt Freije, Vanderbilt
AP Second Team: Kennedy Winston, Alabama; Matt Walsh, Florida; Rashad Wright, Georgia; Gerald Fitch, Kentucky; Erik Daniels, Kentucky; Scooter McFadgon, Tennessee
AP Third Team: Marco Killingsworth, Auburn; David Lee, Florida; Cliff Hawkins, Kentucky; Chuck Hayes, Kentucky; Carlos Powell, South Carolina
Coaches First Team: Kennedy Winston, Alabama; Anthony Roberson, Florida; Erik Daniels, Kentucky; Gerald Fitch, Kentucky; Justin Reed, Ole Miss; Timmy Bowers, Mississippi State; Lawrence Roberts, Mississippi State; Matt Freije, Vanderbilt
Coaches Second Team: Jonathon Modica, Arkansas; Marco Killingsworth, Auburn; David Lee, Florida; Matt Walsh, Florida; Rashad Wright, Georgia; Chuck Hayes, Kentucky; Jaime Lloreda, LSU; Scooter McFadgon, Tennessee

2005

AP First Team: Kennedy Winston, Alabama; Anthony Roberson, Florida; Chuck Hayes, Kentucky; Brandon Bass, LSU; Lawrence Roberts, Mississippi State
AP Second Team: Earnest Shelton, Alabama; Ronnie Brewer, Arkansas; Kelenna Azubuike, Kentucky; Glen Davis, LSU; David Lee, Florida
AP Third Team: Jermareo Davidson, Alabama; Chuck Davis, Alabama; Ronald Steele, Alabama; Toney Douglas, Auburn; Patrick Sparks, Kentucky; Carlos Powell, South Carolina
Coaches First Team: Earnest Shelton, Alabama; Kennedy Winston, Alabama; Ronnie Brewer, Arkansas; David Lee, Florida; Anthony Roberson, Florida; Chuck Hayes, Kentucky; Brandon Bass, LSU; Lawrence Roberts, Mississippi State
Coaches Second Team: Chuck Davis, Alabama; Matt Walsh, Florida; Kelenna Azubuike, Kentucky; Patrick Sparks, Kentucky; Glen Davis, LSU; Shane Power, Mississippi State; Carlos Powell, South Carolina; Corey Smith, Vanderbilt

2006

AP First Team: Ronald Steele, Alabama; Ronnie Brewer, Arkansas; Joakim Noah, Florida; Glen Davis, LSU; Chris Lofton, Tennessee
AP Second Team: Jermareo Davidson, Alabama; Darrel Mitchell, LSU; Tyrus Thomas, LSU; Shan Foster, Vanderbilt; C.J. Watson, Tennessee; Charles Rhodes, Mississippi State; Taurean Green, Florida
AP Honorable Mention: Jonathon Modica, Arkansas; Corey Brewer, Florida; Al Horford, Florida; Dwayne Curtis, Ole Miss; Randolph Morris, Kentucky; Rajon Rondo, Kentucky; Tarence Kinsey, South Carolina
Coaches First Team: Jermareo Davidson, Alabama; Ronald Steele, Alabama; Ronnie Brewer, Arkansas; Joakim Noah, Florida; Glen Davis, LSU; Darrel Mitchell, LSU; Chris Lofton, Tennessee; Shan Foster, Vanderbilt
Coaches Second Team: Jonathon Modica, Arkansas; Taurean Green, Florida; Al Horford, Florida; Rajon Rondo, Kentucky; Tyrus Thomas, LSU; Charles Rhodes, Mississippi State; Tarence Kinsey, South Carolina; C.J. Watson, Tennessee

2007

AP First Team: Al Horford, Florida; Glen Davis, LSU; Tré Keeley, South Carolina; Chris Lofton, Tennessee; Derrick Byars, Vanderbilt
AP Second Team: Richard Hendrix, Alabama; Jamont Gordon, Mississippi State; Joakim Noah, Florida; Corey Brewer, Florida; Clarence Sanders, Ole Miss
AP Honorable Mention: Jermareo Davidson, Alabama; Taurean Green, Florida; Sundiata Gaines, Georgia; Randolph Morris, Kentucky; Todd Abernethy, Ole Miss; Brandon Wallace, South Carolina; Shan Foster, Vanderbilt
Coaches First Team: Corey Brewer, Florida; Al Horford, Florida; Joakim Noah, Florida; Randolph Morris, Kentucky; Glen Davis, LSU; Jamont Gordon, Mississippi State; Tré Keeley, South Carolina; Chris Lofton, Tennessee; Derrick Byars, Vanderbilt

Coaches Second Team: Jermareo Davidson, Alabama; Richard Hendrix, Alabama; Patrick Beverley, Arkansas; Taurean Green, Florida; Sundiata Gaines, Georgia; Todd Abernethy, Ole Miss; Clarence Sanders, Ole Miss; Charles Rhodes, Mississippi State; Shan Foster, Vanderbilt

2008

AP First Team: Richard Hendrix, Alabama; Jamont Gordon, Mississippi State; Devan Downey, South Carolina; Chris Lofton, Tennessee; Tyler Smith, Tennessee; Shan Foster, Vanderbilt

AP Second Team: Sonny Weems, Arkansas; Nick Calathes, Florida; Ramel Bradley, Kentucky; Patrick Patterson, Kentucky; Marcus Thornton, LSU; Dwayne Curtis, Ole Miss; Charles Rhodes, Mississippi State

AP Honorable Mention: Sundiata Gaines, Georgia; Joe Crawford, Kentucky; Anthony Randolph, LSU; Jarvis Varnado, Mississippi State; JaJuan Smith, Tennessee; A.J. Ogilvy, Vanderbilt

Coaches First Team: Richard Hendrix, Alabama; Sonny Weems, Arkansas; Ramel Bradley, Kentucky; Jamont Gordon, Mississippi State; Charles Rhodes, Mississippi State; Devan Downey, South Carolina; Chris Lofton, Tennessee; Tyler Smith, Tennessee; Shan Foster, Vanderbilt

Coaches Second Team: Nick Calathes, Florida; Sundiata Gaines, Georgia; Joe Crawford, Kentucky; Patrick Patterson, Kentucky; Marcus Thornton, LSU; Dwayne Curtis, Ole Miss; JaJuan Smith, Tennessee; A.J. Ogilvy, Vanderbilt

2009

AP First Team: Marcus Thornton, LSU; Devan Downey, South Carolina; Jodie Meeks, Kentucky; Tyler Smith, Tennessee; Jarvis Varnado, Mississippi State; Nick Calathes, Florida; Tasmin Mitchell, LSU

AP Second Team: Patrick Patterson, Kentucky; Korvotney Barber, Auburn; Alonzo Gee, Alabama; David Huertas, Ole Miss; Terrico White, Mississippi; Michael Washington, Arkansas

AP Honorable Mention: Dominique Archie, South Carolina; Wayne Chism, Tennessee; Chris Johnson, LSU; A.J. Ogilvy, Vanderbilt

Coaches First Team: Nick Calathes, Florida; Jodie Meeks, Kentucky; Patrick Patterson, Kentucky; Tasmin Mitchell, LSU; Marcus Thornton, LSU; Jarvis Varnado, Mississippi State; Devan Downey, South Carolina; Tyler Smith, Tennessee

Coaches Second Team: Alonzo Gee, Alabama; Michael Washington, Arkansas; Korvotney Barber, Auburn; Garrett Temple, LSU; David Huertas, Ole Miss; Terrico White, Ole Miss; Dominique Archie, South Carolina; Zam Fredrick, South Carolina; Wayne Chism, Tennessee; A.J. Ogilvy, Vanderbilt

2010

AP First Team: DeMarcus Cousins, Kentucky; Devan Downey, South Carolina; John Wall, Kentucky; Jarvis Varnado, Mississippi State; Trey Thompkins, Georgia

AP Second Team: Patrick Patterson, Kentucky; Chris Warren, Ole Miss; Jermaine Beal, Vanderbilt; Tasmin Mitchell, LSU; Wayne Chism, Tennessee

AP Honorable Mention: Jeffery Taylor, Vanderbilt; A.J. Ogilvy, Vanderbilt; Courtney Fortson, Arkansas; Dee Bost, Mississippi St.; Mikhail Torrance, Alabama

Coaches First Team: Trey Thompkins, Georgia; DeMarcus Cousins, Kentucky; Patrick Patterson, Kentucky; John Wall, Kentucky; Jarvis Varnado, Mississippi State; Devan Downey, South Carolina; Wayne Chism, Tennessee; Jermaine Beal, Vanderbilt

Coaches Second Team: Mikhail Torrance, Alabama; Courtney Fortson, Arkansas; Erving Walker, Florida; Tasmin Mitchell, LSU; Chris Warren, Ole Miss; Dee Bost, Mississippi State; A.J. Ogilvy, Vanderbilt; Jeffery Taylor, Vanderbilt

2011

AP First Team: Chandler Parsons, Florida; John Jenkins, Vanderbilt; Terrence Jones, Kentucky; JaMychal Green, Alabama; Chris Warren, Ole Miss

AP Second Team: Brandon Knight, Kentucky; Trey Thompkins, Georgia; Scotty Hopson, Tennessee; Tony Mitchell, Alabama; Erving Walker, Florida

AP Honorable Mention: Dee Bost, Mississippi State; Tobias Harris, Tennessee; Kenny Boynton, Florida; Rotnei Clarke, Arkansas; Festus Ezeli, Vanderbilt; Trevor Releford, Alabama; Jeffery Taylor, Vanderbilt

Coaches First Team: JaMychal Green, Alabama; Chandler Parsons, Florida; Trey Thompkins, Georgia; Terrence Jones, Kentucky; Brandon Knight, Kentucky; Chris Warren, Ole Miss; Scotty Hopson, Tennessee; John Jenkins, Vanderbilt

Coaches Second Team: Tony Mitchell, Alabama; Rotnei Clarke, Arkansas; Kenny Boynton, Florida; Erving Walker, Florida; Travis Leslie, Georgia; Dee Bost, Mississippi State; Tobias Harris, Tennessee; Festus Ezeli, Vanderbilt; Jeffery Taylor, Vanderbilt

2012

AP First Team: Anthony Davis, Kentucky; John Jenkins, Vanderbilt; Michael Kidd-Gilchrist, Kentucky; Arnett Moultrie, Mississippi St.; Dee Bost, Mississippi St.

AP Second Team: Kenny Boynton, Florida; Jeffery Taylor, Vanderbilt; Bradley Beal, Florida; Terrence Jones, Kentucky; JaMychal Green, Alabama; Jeronne Maymon, Tennessee

AP Honorable Mention: Kentavious Caldwell-Pope, Georgia; Murphy Holloway, Ole Miss; Doron Lamb, Kentucky; Trevor Releford, Alabama; Erving Walker, Florida; B.J. Young, Arkansas

Coaches First Team: Bradley Beal, Florida; Kenny Boynton, Florida; Anthony Davis, Kentucky; Michael Kidd-Gilchrist, Kentucky; Dee Bost, Mississippi State; Arnett Moultrie, Mississippi State; John Jenkins, Vanderbilt; Jeffery Taylor, Vanderbilt

Coaches Second Team: JaMychal Green, Alabama; Trevor Releford, Alabama; BJ Young, Arkansas; Erving Walker, Florida; Terrence Jones, Kentucky; Doron Lamb, Kentucky; Justin Hamilton, LSU; Terrance Henry, Ole Miss; Jeronne Maymon, Tennessee

2013

AP First Team: Kentavious Caldwell-Pope, Georgia; Erik Murphy, Florida; Trevor Releford, Alabama; Jordan McRae; Nerlens Noel, Kentucky

AP Second Team: Marshall Henderson, Ole Miss; Elston Turner, Texas A&M; Jarnell Stokes, Tennessee; Johnny O'Bryant III, LSU; Murphy Holloway, Ole Miss; Phil Pressey, Missouri

AP Honorable Mention: Laurence Bowers, Missouri; Kenny Boynton, Florida; Alex Oriakhi, Missouri; Marshawn Powell, Arkansas; Mike Rosario, Florida; Scottie Wilbekin, Florida; BJ Young, Arkansas; Patric Young, Florida

Coaches First Team: Trevor Releford, Alabama; Erik Murphy, Florida; Kentavious Caldwell-Pope, Georgia; Nerlens Noel, Kentucky; Johnny O'Bryant III, LSU; Phil Pressey, Missouri; Jordan McRae, Tennessee; Elston Turner, Texas A&M

Coaches Second Team: Marshawn Powell, Arkansas; BJ Young, Arkansas; Kenny Boynton, Florida; Mike Rosario, Florida; Patric Young, Florida; Marshall Henderson, Ole Miss; Murphy Holloway, Ole Miss; Laurence Bowers, Missouri; Jarnell Stokes, Tennessee

2014

AP First Team: Casey Prather, Florida; Scottie Wilbekin, Florida; Julius Randle, Kentucky; Jabari Brown, Missouri; Jarnell Stokes, Tennessee

AP Second Team: Trevor Releford, Alabama; Patric Young, Florida; Jordan Mickey, LSU; Johnny O'Bryant, LSU; Jordan McRae, Tennessee

AP Honorable Mention: Chris Denson, Auburn; Kenny Gaines, Georgia; Charles Mann, Georgia; James Young, Kentucky; Marshall Henderson, Ole Miss; Jarvis Summers, Ole Miss; Rod Odom, Vanderbilt

Coaches First Team: Trevor Releford, Alabama; Casey Prather, Florida; Scottie Wilbekin, Florida; Julius Randle, Kentucky; Johnny O'Bryant III, LSU; Jabari Brown, Missouri; Jordan McRae, Tennessee; Jarnell Stokes, Tennessee

Coaches Second Team: Bobby Portis, Arkansas; Chris Denson, Auburn; Patric Young, Florida; Charles Mann, Georgia; James Young, Kentucky; Jordan Mickey, LSU; Marshall Henderson, Ole Miss; Jarvis Summers, Ole Miss; Jordan Clarkson, Missouri; Rod Odom, Vanderbilt

2015

AP First Team: Bobby Portis, Arkansas; Willie Cauley-Stein, Kentucky; Karl-Anthony Towns, Kentucky; Stefan Moody, Ole Miss; Jarell Martin, LSU; Jordan Mickey, LSU; Josh Richardson, Tennessee

AP Second Team: Michael Qualls, Arkansas; KT Harrell, Auburn; Aaron Harrison, Kentucky; Danuel House, Texas A&M; Damian Jones, Vanderbilt

AP Honorable Mention: Levi Randolph, Alabama; Marcus Thornton, Georgia; Devin Booker, Kentucky; Alex Caruso, Texas A&M

Coaches First Team: Bobby Portis, Arkansas; Willie Cauley-Stein, Kentucky; Karl-Anthony Towns, Kentucky; Jarell Martin, LSU; Jordan Mickey, LSU; Stefan Moody, Ole Miss; Josh Richardson, Tennessee; Danuel House, Texas A&M ;Damian Jones, Vanderbilt

Coaches Second Team: Levi Randolph, Alabama; Michael Qualls, Arkansas; KT Harrell, Auburn; Dorian Finney-Smith, Florida; Marcus Thornton, Georgia; Devin Booker, Kentucky; Aaron Harrison, Kentucky; Craig Sword, Mississippi State; Jalen Jones, Texas A&M

SEC ALL-FRESHMAN TEAMS

1987

G Rex Chapman, Kentucky
C Dwayne Schintzius, Florida
G Scott Draud, Vanderbilt
F/C Eric Burdette, Georgia
G Fess Irvin, LSU

1988

G Tim Jumper, Ole Miss
F Livingston Chatman, Florida
F Wayne Sims, LSU
G/F Eric Manuel, Kentucky
F/C Melvin Cheatum, Alabama
G Greg Bell, Tennessee

1989

G Litterial Green, Georgia
G Chris Jackson, LSU
F Chris Mills, Kentucky
C Vernel Singleton, LSU
G Tony Watts, Mississippi State

1990

G Ronnie Battle, Auburn
G Reggie Gallon, Auburn
F Joe Harvell, Ole Miss
G Allan Houston, Tennessee
C Shaquille O'Neal, LSU

1991

G Craig Brown, Florida
G Dondi Flemister, Ole Miss
F Jamal Mashburn, Kentucky
F Wesley Person, Auburn
G James Robinson, Alabama

1992

F Clarence Ceasar, LSU
C Charles Claxton, Georgia
C Andrew DeClercq, Florida
G Ronnie McMahan, Vanderbilt
C Cedric Moore, Alabama

1993

C Steve Hamer, Tennessee
F Rodrick Rhodes, Kentucky
F Carlos Strong, Georgia
F Scotty Thurman, Arkansas
F Corliss Williamson, Arkansas

1994

C Erick Dampier, Mississippi State
G Wes Flanigan, Auburn*
G Ed Gray, Tennessee
G Ronnie Henderson, LSU
C Antonio McDyess, Alabama
F/C Darnell Robinson, Arkansas*

1995

F Anthony Boone, Ole Miss
G Randy Livingston, LSU
G Drew Maddux, Vanderbilt
G Melvin Watson, South Carolina
G Franklin Williams, Auburn

1996

G Kareem Reid, Arkansas
G/F Ron Mercer, Kentucky
G Keith Carter, Ole Miss
G BJ McKie, South Carolina
G Brandon Wharton, Tennessee

1997

G Glendon Alexander, Arkansas
G Daymeon Fishback, Auburn
G Doc Robinson, Auburn
C Jamaal Magloire, Kentucky
F C.J. Black, Tennessee

1998

G Scott Pohlman, Auburn
F Brent Wright, Florida*
F Jumaine Jones, Georgia
G Antonio Grant, South Carolina
G Tony Harris, Tennessee
F Isiah Victor, Tennessee*
F Greg LaPointe, Vanderbilt*

2000

G/F Joe Johnson, Arkansas
F Donnell Harvey, Florida
G Keith Bogans, Kentucky
G Torris Bright, LSU
F Chuck Eidson, South Carolina

2001

F Gerald Wallace, Alabama
G Gerald Fitch, Kentucky
F Jason Parker, Kentucky
F Justin Reed, Ole Miss#
F Matt Freije, Vanderbilt

2002

G Maurice Williams, Alabama#
G Brandon Robinson, Auburn
F David Lee, Florida
F Chuck Hayes, Kentucky
F Brian Thornton, Vanderbilt

2003

F Kennedy Winston, Alabama
G Jonathon Modica, Arkansas
G Anthony Roberson, Florida#
F Matt Walsh, Florida
G C.J. Watson, Tennessee

2004

F Jermareo Davidson, Alabama
G Ronnie Brewer, Arkansas
G/F Olu Famutini, Arkansas
G Levi Stukes, Georgia
F Brandon Bass, LSU#
G Todd Abernathy, Ole Miss
G Gary Ervin, Mississippi State
F Renaldo Balkman, South Carolina

2005

G Ronald Steele, Alabama
C Darian Townes, Arkansas
G Toney Douglas, Auburn
G/F Corey Brewer, Florida
G Rajon Rondo, Kentucky
F/C Glen Davis, LSU#
G Chris Lofton, Tennessee
G/F Shane Foster, Vanderbilt

2006

G Ronald Steele, Alabama
F Alonzo Gee, Alabama
F Richard Hendrix, Alabama
G Quantez Robertson, Auburn
G Rasheem Barrett, Auburn
G Mike Mercer, Georgia
F Tasmin Mitchell, LSU
F Tyrus Thomas, LSU#
G/F Jamont Gordon, Miss. State

2007

G Patrick Beverley, Arkansas
G DeWayne Reed, Auburn
G Derrick Jasper, Kentucky
G Jodie Meeks, Kentucky
G Ben Hansbrough, Miss. State
G Barry Stewart, Mississippi State
F Dominique Archie, South Carolina
F Wayne Chism, Tennessee
F Duke Crews, Tennessee
G Ramar Smith, Tennessee

2008

G/F Nick Calathes, Florida#
G Jai Lucas, Florida
F Chandler Parsons, Florida
F Jeremy Price, Georgia
-- Patrick Patterson, Kentucky#
F Anthony Randolph, LSU
G Trevor Gaskins, Ole Miss
G Chris Warren, Ole Miss
F Mike Holmes, South Carolina
C A.J. Ogilvy, Vanderbilt

2009

F JaMychal Green, Alabama
G Courtney Fortson, Arkansas
G Erving Walker, Florida
F Trey Thompkins, Georgia
G Terrico White, Ole Miss#
G Dee Bost, Mississippi State
G Scotty Hopson, Tennessee
G Jeffery Taylor, Vanderbilt

2010

F Tony Mitchell, Alabama
F Marshawn Powell, Arkansas
G Kenny Boynton, Florida
G Eric Bledsoe, Kentucky
F DeMarcus Cousins, Kentucky#
G John Wall, Kentucky
F Reginald Buckner, Ole Miss
G John Jenkins, Vanderbilt

2011

G Trevor Releford, Alabama
F/C Patric Young, Florida
F Terrence Jones, Kentucky#
G Brandon Knight, Kentucky
G Doron Lamb, Kentucky
G Ralston Turner, LSU
G Bruce Ellington, South Carolina
F Tobias Harris, Tennessee

2012

G BJ Young, Arkansas
G Bradley Beal, Florida
G Kentavious Caldwell-Pope, Georgia
F Anthony Davis, Kentucky#
F Michael Kidd-Gilchrist, Kentucky
G Anthony Hickey, LSU
G Rodney Hood, Mississippi State
F Jarnell Stokes, Tennessee

2013

G Michael Frazier II, Florida
G Charles Mann, Georgia
F Willie Cauley-Stein, Kentucky
G Archie Goodwin, Kentucky
F Nerlens Noel, Kentucky#
F Alex Poythress, Kentucky
G Craig Sword, Mississippi State
F Gavin Ware, Mississippi State
F Michael Carrera, South Carolina

2014

F Shannon Hale, Alabama
F Bobby Portis, Arkansas
F Julius Randle, Kentucky#
G James Young, Kentucky
F Jarell Martin, LSU
F Jordan Mickey, LSU
G Sindarius Thornwell, South Carolina
C Damian Jones, Vanderbilt

2015

G Anton Beard, Arkansas
F Devin Robinson, Florida
G Devin Booker, Kentucky
F Trey Lyles, Kentucky
F Karl-Anthony Towns, Kentucky#
G Tyler Ulis, Kentucky
G Wade Baldwin IV, Vanderbilt
G Riley LaChance, Vanderbilt

* Tied for position
\# SEC Freshman of the Year

NOTE: The SEC All-Freshman team is voted on by the league's coaches. From 1987-97, the award was sponsored by the *Knoxville News-Sentinel*. The SEC discontinued its All-Freshman Team after the 1998 season but resumed the award for the 2000 season.

SEC ROOKIES/FRESHMAN OF THE WEEK

ROOKIES OF THE WEEK

1988

Dec.	Livingston Chatman, Florida
J11	Carl Nichols, Miss. State
J18	Tim Jumper, Ole Miss
J25	Charles Mayes, Vanderbilt
F1	Tim Jumper, Ole Miss
F8	Wayne Sims, LSU
F15	Eric Manuel, Kentucky
F22	Greg Bell, Tennessee
F29	Eric Manuel, Kentucky
M3	Not Available

1989

Dec.	Chris Jackson, LSU
J9	Chris Jackson, LSU
J16	Chris Jackson, LSU
J23	Tony Watts, Miss. State
J30	Litterial Green, Georgia
F6	Cameron Burns, Miss. State
F13	Chris Jackson, LSU
F20	Cameron Burns, Miss. State
F27	Chris Mills, Kentucky
M6	Chris Jackson, LSU

1990

Dec.	Shaquille O'Neal, LSU
J7	Allan Houston, Tennessee
J14	Maurice Williamson, LSU
J21	Reggie Gallon, Auburn
J28	Joe Harvell, Ole Miss
F4	Shaquille O'Neal, LSU
F11	Ronnie Battle, Auburn
F18	Shaquille O'Neal, LSU
F25	Allan Houston, Tennessee
M4	Stacey Poole, Florida

1991

Dec.	Wesley Person, Auburn
J6	James Robinson, Alabama
J13	James Robinson, Alabama
J20	James Robinson, Alabama
J27	Craig Brown, Florida
F3	Wesley Person, Auburn
F10	James Robinson, Alabama
F17	James Robinson, Alabama
F24	James Robinson, Alabama
M3	Jamal Mashburn, Kentucky

1992

Dec.	Aaron Swinson, Auburn
J13	Corey Allen, Tennessee
J20	Aaron Swinson, Auburn
J27	Aaron Swinson, Auburn
F3	Clarence Ceasar, LSU
F10	Ronnie McMahan, Vanderbilt
F17	Kevin Watkins, Ole Miss
F24	Dale Brown, Kentucky
M2	Dan Cross, Florida
M9	Johnny Walker, Mississippi State

NOTE: SEC Rookie of the Week was discontinued following the 1992 season.

FRESHMAN OF THE WEEK

2006

N21	Tasmin Mitchell, LSU
N28	Billy Humphrey, Georgia
D5	Jamont Gordon, Mississippi St.
D12	Billy Humphrey, Georgia
D19	Alonzo Gee, Alabama
D26	Jamont Gordon, Mississippi St.
J2	Rasheem Barrett, Auburn
J9	Tyrus Thomas, LSU
J16	Tyrus Thomas, LSU
J23	Mike Mercer, Georgia
J30	Richard Hendrix, Alabama
F6	Jamont Gordon, Mississippi St.
F13	Richard Hendrix, Alabama
F20	Tyrus Thomas, LSU
F27	Richard Hendrix, Alabama
M6	Jamont Gordon, Mississippi St.

2007

N13	Patrick Beverly, Arkansas
N20	Brandis Raley-Ross, S.Carolina
N27	Patrick Beverly, Arkansas
D4	Ben Hansbrough, Mississippi St.
D11	Brandis Raley-Ross, S.Carolina
D8	Jodie Meeks, Kentucky
D25	Duke Crews, Tennessee
J1	Dominique Archie, S. Carolina
J8	Ramar Smith, Tennessee
J15	Barry Stewart, Mississippi State
J22	Barry Stewart, Mississippi State
J29	Jodie Meeks, Kentucky
F5	Ramar Smith, Tennessee
F12	Wayne Chism, Tennessee
F19	Patrick Beverly, Arkansas
F26	Jodie Meeks, Kentucky
M5	Ramar Smith, Tennessee

2008

N12	A.J. Ogilvy, Vanderbilt
N19	Anthony Randolph, LSU
N26	Patrick Patterson, Kentucky
D3	Chris Warren, Ole Miss
D10	Nick Calathes, Florida
D17	Brian Williams, Tennessee
D24	Chris Warren, Ole Miss
D31	A.J. Ogilvy, Vanderbilt
J7	A.J. Ogilvy, Vanderbilt
J14	Nick Calathes, Florida
J21	Jeremy Price, Georgia
J28	Patrick Patterson, Kentucky
F4	Anthony Randolph, LSU
F11	Chris Warren, Ole Miss
F18	Anthony Randolph, LSU
F25	Patrick Patterson, Kentucky
M3	Anthony Randolph, LSU
M10	Mike Holmes, South Carolina

2009

N17	Scotty Hopson, Tennessee
N24	Storm Warren, LSU
D1	Trey Thompkins, Georgia
D8	DeAndre Liggins, Kentucky
D15	Jeffery Taylor, Vanderbilt
D22	Courtney Fortson, Arkansas
D29	Murphy Holloway, Ole Miss
J5	JaMychal Green, Alabama
J12	Dee Bost, Mississippi State
J19	Terrico White, Ole Miss
J26	JaMychal Green, Alabama
F2	Terrico White, Ole Miss
F9	Dee Bost, Mississippi State
F16	Frankie Sullivan, Auburn
F23	Murphy Holloway, Ole Miss
M2	Scotty Hopson, Tennessee
M9	Terrico White, Ole Miss

2010

N16	Eric Bledsoe, Kentucky
N23	John Wall, Kentucky
N30	John Wall, Kentucky
D7	John Wall, Kentucky
D14	John Wall, Kentucky
D21	Reginald Buckner, Ole Miss
D28	DeMarcus Cousins, Kentucky
J4	John Jenkins, Vanderbilt
J11	John Jenkins, Vanderbilt
J18	Eric Bledsoe, Kentucky
J25	DeMarcus Cousins, Kentucky
F1	Marshawn Powell, Arkansas
F8	DeMarcus Cousins, Kentucky
F15	John Wall, Kentucky
F22	DeMarcus Cousins, Kentucky
M1	John Jenkins, Vanderbilt
M8	Tony Mitchell, Alabama

2011

N15	Terrence Jones, Kentucky
N22	Tobias Harris, Tennessee
N29	Terrence Jones, Kentucky
D6	Tobias Harris, Tennessee
D13	Brandon Knight, Kentucky
D20	Trevor Releford, Alabama
D27	Brandon Knight, Kentucky
J1	Brandon Knight, Kentucky
J10	Bruce Ellington, South Carolina
J17	Terrence Jones, Kentucky
J24	Brandon Knight, Kentucky
J31	Tobias Harris, Tennessee
F7	Trevor Releford, Alabama
F14	Terrence Jones, Kentucky
F21	Terrence Jones, Kentucky
F28	Brandon Knight, Kentucky
M7	Brandon Knight, Kentucky

2012

N14	Anthony Davis, Kentucky
N21	Rodney Hood, Mississippi State
N28	Bradley Beal, Florida
D5	Jarvis Summers, Ole Miss
D12	Bradley Beal, Florida
D19	K. Caldwell-Pope, Georgia
D26	Bradley Beal, Florida
J2	Anthony Davis, Kentucky
J9	B.J. Young, Arkansas
J16	Anthony Davis, Kentucky
J23	Jarnell Stokes, Tennessee
J30	Bradley Beal, Florida
F6	Bradley Beal, Florida
F13	Marquis Teague, Kentucky
F20	Bradley Beal, Florida
F27	Michael Kidd-Gilchrist, Kentucky
M5	Anthony Davis, Kentucky

2013

N12	Michael Carrera, South Carolina
N19	Alex Poythress, Kentucky
N26	Archie Goodwin, Kentucky
D3	Michael Frazier II, Florida
D10	Kevin Bright, Vanderbilt
D17	Jordan Price, Auburn
D24	Gavin Ware, Mississippi State
D31	Mindaugas Kacinas, So. Carolina
J7	Willie Cauley-Stein, Kentucky
J14	Craig Sword, Mississippi State
J21	Nerlens Noel, Kentucky
J28	Nerlens Noel, Kentucky
F4	Nerlens Noel, Kentucky
F12	Nerlens Noel, Kentucky
F18	Michael Frazier II, UF
F25	Willie Cauley-Stein, Kentucky
M4	Kevin Bright, Vanderbilt
M11	Craig Sword, Mississippi State

2014

N11	Wes Clark, Missouri
N18	Jordan Mickey, LSU
N25	James Young, Kentucky
D2	Aaron Harrison, Kentucky
D9	Bobby Portis, Arkansas
D16	Jordan Mickey, LSU
D23	Aaron Harrison, Kentucky
D30	James Young, Kentucky
J6	Bobby Portis, Arkansas
J13	Sindarius Thornwell, S. Carolina
J20	Davonte Fitzgerald, Texas A&M
J27	Julius Randle, Kentucky
F3	Jordan Mickey, LSU
F11	Bobby Portis, Arkansas
F17	Sindarius Thornwell, S. Carolina
F24	Damian Jones, Vanderbilt
M3	Shannon Hale, Alabama
M10	Sindarius Thornwell, S. Carolina

2015

N17	Trey Lyles, Kentucky
N24	Wade Baldwin IV, Vanderbilt
D1	Karl-Anthony Towns, Kentucky
D8	Karl-Anthony Towns, Kentucky
D15	Riley LaChance, Vanderbilt
D22	Devin Booker, Kentucky
D29	Tyler Ulis, Kentucky
J5	Riley LaChance, Vanderbilt
J12	Devin Booker, Kentucky
J19	Devin Booker, Kentucky
J26	Devin Booker, Kentucky
F 2	Devin Booker, Kentucky
F9	Riley LaChance, Vanderbilt
F16	Karl-Anthony Towns, Kentucky
F23	Anton Beard, Arkansas
M2	Trey Lyles, Kentucky
M9	Riley LaChance, Vanderbilt

Note: The SEC began awarding a Freshman of the Week during the 2005-06 season.

SEC PLAYERS OF THE WEEK

1985

J7	Kenny Walker, Kentucky
J14	Terry Coner, Alabama
J21	Tony White, Tennessee
J28	Michael Brooks, Tennessee
	Cedric Henderson, Georgia
F4	Vernon Maxwell, Florida
F11	Chuck Person, Auburn
F18	Brett Burrow, Vanderbilt
F25	Buck Johnson, Alabama
M3	John Williams, LSU

1986

J6	Nikita Wilson, LSU
	Vernon Maxwell, Florida
J13	Kenny Walker, Kentucky
J20	Terry Coner, Alabama
J27	Derrick McKey, Alabama
F3	Chuck Person, Auburn
	Vernon Maxwell, Florida
F10	Not Available
F17	Roger Harden, Kentucky
F24	Chuck Person, Auburn
M2	Not Available

1987

Dec.	Jeff Moore, Auburn
J12	Derrick McKey, Alabama
J19	Tony White, Tennessee
J26	Vernon Maxwell, Florida
F2	Anthony Wilson, LSU
F9	James Blackmon, Kentucky
F16	Ed Davender, Kentucky
F23	Tony White, Tennessee
M1	Willie Anderson, Georgia

1988

Dec.	Will Perdue, Vanderbilt
J11	Chris Morris, Auburn
J18	Jose Vargas, LSU
J25	Will Perdue, Vanderbilt
F1	Vernon Maxwell, Florida
F8	Dyron Nix, Tennessee
F15	Willie Anderson, Georgia
F22	Roderick Barnes, Ole Miss
F29	Chris Morris, Auburn
M3	Dyron Nix, Tennessee

1989

N29	Dyron Nix, Tennessee
D6	Dyron Nix, Tennessee
D12	Chris Jackson, LSU
D19	Alec Kessler, Georgia
Dec.	Dyron Nix, Tennessee
J9	Barry Booker, Vanderbilt
J16	Michael Ansley, Alabama
J23	Chris Jackson, LSU
J30	Dwayne Schintzius, Florida
F6	Frank Kornet, Vanderbilt
F13	Keenan Carpenter, Auburn
F20	Barry Goheen, Vanderbilt
F28	Gerald Glass, Ole Miss
M6	Chris Jackson, LSU

1990

Dec.	Alec Kessler, Georgia
J7	Derrick Wilcox, Vanderbilt
J14	Chris Jackson, LSU
J21	Gerald Glass, Ole Miss
J28	Rod Cole, Georgia
F4	Melvin Cheatum, Alabama
F11	Allan Houston, Tennessee
F18	Chris Jackson, LSU
F25	Alec Kessler, Georgia
M4	Gerald Glass, Ole Miss

1991

Dec.	Shaquille O'Neal, LSU
J6	Stacey Poole, Florida
J13	Ronnie Battle, Auburn
J20	Kevin Anglin, Vanderbilt
J27	Allan Houston, Tennessee
F3	Greg Carter, Mississippi State
F10	Shaquille O'Neal, LSU
F17	Reggie Hanson, Kentucky
F24	Harold Boudreaux, LSU
M3	Greg Carter, Mississippi State

1992

Dec.	Litterial Green, Georgia
J13	Todd Day, Arkansas
J20	Shaquille O'Neal, LSU
J27	Carlus Groves, Tennessee
F3	Ronnie Battle, Auburn
F10	Latrell Sprewell, Alabama
F17	Tony Watts, Mississippi State
F24	Joe Harvell, Ole Miss
M2	Todd Day, Arkansas
M9	Shaquille O'Neal, LSU

1993

Dec.	Allan Houston, Tennessee
J11	James Robinson, Alabama
J18	Billy McCaffrey, Vanderbilt
J25	Ronnie Battle, Auburn
F1	Jamal Mashburn, Kentucky
F8	Jamie Brandon, LSU
F15	Allan Houston, Tennessee
F22	Kevin Anglin, Vanderbilt
M1	Corey Allen, Tennessee
M8	Wesley Person, Auburn

1994

Dec.	Wesley Person, Auburn
J3	Clarence Ceasar, LSU
J10	Erick Dampier, Mississippi State
J17	David Johnson, Ole Miss
J24	Dan Cross, Florida
J31	Dan Cross, Florida
F7	Scotty Thurman, Arkansas
F13	Aaron Swinson, Auburn
F21	Scotty Thurman, Arkansas
F28	Corliss Williamson, Arkansas

1995

Dec.	Don Cross, Florida
J9	Erick Dampier, Mississippi State
J16	Steve Hamer, Tennessee
J23	Randy Livingston, LSU
J30	Ronnie McMahan, Vanderbilt
F6	Darryl Wilson, Mississippi State
F13	Corliss Williamson, Arkansas
F20	Scotty Thurman, Arkansas
F27	Ronnie Henderson, LSU
M6	Tony Delk, Kentucky



BJ McKie

1996

D3	Erick Dampier, Mississippi State
D11	Steve Hamer, Tennessee
D17	Katu Davis, Georgia
D31	Tony Delk, Kentucky
J7	Darryl Wilson, Mississippi State
J14	Brian Williams, Alabama
J21	Larry Davis, South Carolina
J28	Dametri Hill, Florida
F4	Ronnie Henderson, LSU
F11	Darryl Wilson, Mississippi State
F18	Roy Rogers, Alabama
F25	Steve Hamer, Tennessee
M2	Shandon Anderson, Georgia

1997

D1	Eric Washington, Alabama
D8	Ron Mercer, Kentucky
D15	Greg Stolt, Florida
J5	Michael Chadwick, Georgia
J11	Larry Davis, South Carolina
J19	Derek Anderson, Kentucky
J26	BJ McKie, South Carolina
F2	Ansu Sesay, Ole Miss
F9	Pax Whitehead, Vanderbilt
F16	Brian Williams, Alabama
F23	Ron Mercer, Kentucky
M2	Ansu Sesay, Ole Miss

1998

D1	Ansu Sesay, Ole Miss
D8	Nazr Mohammed, Kentucky
D15	Kareem Reid, Arkansas
J5	Tyrone Washington, Miss. State
J12	Bryant Smith, Auburn
J19	Drew Maddux, Vanderbilt
J26	Ansu Sesay, Ole Miss
F2	Doc Robinson, Auburn
F9	Tony Harris, Tennessee
F16	Michael White, Ole Miss
F23	Rashard Lee, Tennessee
M2	Jeff Sheppard, Kentucky

1999

N23	Dan Langhi, Vanderbilt
N30	Chris Porter, Auburn
D7	Wayne Turner, Kentucky
D14	Heshimu Evans, Kentucky
J4	Jumaine Jones, Georgia
J11	Chris Porter, Auburn
J18	Brandon Wharton, Tennessee
J25	Keith Carter, Ole Miss
F1	BJ McKie, South Carolina
F8	Detrick White, Mississippi State
F15	Doc Robinson, Auburn
F22	Dan Langhi, Vanderbilt
M1	Brian Williams, Alabama

2000

N22 Mamadou N'diaye, Auburn
N29 Stromile Swift, LSU
D6 Aaron Lucas, South Carolina
D13 Adrain Jones, Georgia
J3 Jamaal Magloire, Kentucky
J10 Tayshaun Prince, Kentucky
J17 Doc Robinson, Auburn
Dan Langhi, Vanderbilt
J24 Jamaal Magloire, Kentucky
J31 Stromile Swift, LSU
Vincent Yarbrough, Tennessee
F7 Chris Porter, Auburn
F14 Brian Beshara, LSU
Tony Harris, Tennessee
F21 Anthony Williams, Vanderbilt
F28 Rod Grizzard, Alabama
M6 Jamaal Magloire, Kentucky

2001

N20 Teddy Dupay, Florida
N27 Tony Harris, Tennessee
D4 Marquis Estill, Kentucky
D11 Gerald Wallace, Alabama
D18 Jamison Brewer, Auburn
J2 Antonio Jackson, Mississippi St.
J8 Isiah Victor, Tennessee
J15 Ezra Williams, Georgia
J22 Jannero Pargo, Arkansas
J29 D.A. Layne, Georgia
F5 Tayshaun Prince, Kentucky
F12 Antonio Grant, South Carolina
F19 Tayshaun Prince, Kentucky
F26 Udonis Haslem, Florida
M5 Brett Nelson, Florida

2002

N19 Vincent Yarbrough, Tennessee
N26 Ezra Williams, Georgia
D3 Collis Temple III, LSU
D10 Justin Reed, Ole Miss
D17 Marquis Daniels, Auburn
Udonis Haslem, Florida
D23 Jannero Pargo, Arkansas
J2 Tayshaun Prince, Kentucky
J7 Mario Austin, Mississippi State
J14 Ezra Williams, Georgia
J21 Matt Freije, Vanderbilt
J28 Jannero Pargo, Arkansas
F4 Vincent Yarbrough, Tennessee
F11 Matt Bonner, Florida
F18 Erwin Dudley, Alabama
F25 Tayshaun Prince, Kentucky
M4 Mario Austin, Mississippi State

2003

N25 Matt Walsh, Florida
D2 Chuck Eidson, South Carolina
D9 Gerald Fitch, Kentucky
D16 Mario Austin, Mississippi State
D23 Jaime Lloreda, LSU
D30 Kenny Walker, Alabama
J6 Ezra Williams, Georgia
J13 Anthony Roberson, Florida
J20 Marquis Daniels, Auburn
J27 Aaron Harper, Ole Miss
F3 Matt Freije, Vanderbilt
F10 Ron Slay, Tennessee
F17 Ron Slay, Tennessee
F24 Jarvis Hayes, Georgia
M3 Collis Temple III, LSU
M10 Matt Bonner, Florida

2004

N24 Lawrence Roberts, Mississippi St.
D1 Matt Walsh, Florida
D8 Earnest Shelton, Alabama
D15 Gerald Fitch, Kentucky
D22 Kennedy Winston, Alabama
D29 Jaime Lloreda, LSU
J5 Jonas Hayes, Georgia
J12 David Lee, Florida
J19 Rashad Wright, Georgia
J26 Justin Reed, Ole Miss
F2 Matt Freije, Vanderbilt
F9 Erik Daniels, Kentucky
F16 Lawrence Roberts, Mississippi St.
F23 Kennedy Winston, Alabama
Matt Freije, Vanderbilt
M1 Kennedy Winston, Alabama
M8 Timmy Bowers, Mississippi State

2005

N15 Todd Abernethy, Ole Miss
N22 Ian Young, Auburn
N29 Carlos Powell, South Carolina
D6 Kennedy Winston, Alabama
D13 Levi Stukes, Georgia
D20 Patrick Sparks, Kentucky
D27 Lawrence Roberts, Mississippi St.
J3 Lawrence Roberts, Mississippi St.
J10 Mario Moore, Vanderbilt
J17 Anthony Roberson, Florida
J24 Kennedy Winston, Alabama
J31 Brandon Bass, LSU
F 7 Frank Tolbert, Auburn
F14 Jonathon Modica, Arkansas
F21 Brandon Bass, LSU
F28 Patrick Sparks, Kentucky
M7 Kennedy Winston, Alabama

2006

N21 Taurean Green, Florida
N28 Darrel Mitchell, LSU
D5 Derrick Byars, Vanderbilt
D12 C.J. Watson, Tennessee
D19 Rajon Rondo, Kentucky (Co-P)
Chris Lofton, Tennessee (Co-P)
D26 Joakim Noah, Florida
J2 Joe Crawford, Kentucky
J9 Dwayne Curtis, Ole Miss
J16 Jermareo Davidson, Alabama
J23 Chris Lofton, Tennessee
J30 Darrel Mitchell, LSU
F6 Jonathon Modica, Arkansas
F13 Chris Lofton, Tennessee
F20 Glen Davis, LSU
F27 Glen Davis, LSU
M6 Joakim Noah, Florida

2007

N13 Korvotney Barber, Auburn
N20 Chris Lofton, Tennessee
N27 Bam Doyne, Ole Miss
D4 Mike Mercer, Georgia
D11 Chris Lofton, Tennessee
D8 Sundiata Gaines, Georgia
D25 Chris Lofton, Tennessee
J1 Randolph Morris, Kentucky
J8 Gary Ervin, Arkansas
J15 Lee Humphrey, Florida
J22 Derrick Byars, Vanderbilt
J29 Tre' Kelley, South Carolina
F5 Jermareo Davidson, Alabama
F12 Corey Brewer, Florida
F19 Derrick Byars, Vanderbilt
F26 Korvotney Barber, Auburn
M5 Gary Ervin, Arkansas

2008

N12 Richard Hendrix, Alabama
N19 Shan Foster, Vanderbilt
N26 Rasheem Barrett, Auburn
D3 Shan Foster, Vanderbilt
D10 Devan Downey, S. Carolina
D17 Dwayne Curtis, Ole Miss
D24 J.P. Prince, Tennessee
D31 Barry Stewart, Mississippi State
J7 Shan Foster, Vanderbilt
J14 JaJuan Smith, Tennessee
J21 Jamont Gordon, Miss. St.
J28 Ramel Bradley, Kentucky
F4 Sonny Weems, Arkansas
F11 Chris Lofton, Tennessee
F18 Sundiata Gaines, Georgia
F25 Tyler Smith, Tennessee
M3 Charles Rhodes, Mississippi St.
M10 Marcus Thornton, LSU (Co-P)
Shan Foster, Vanderbilt (Co-P)

2009

N17 Michael Washington, Arkansas
N24 Jarvis Varnado, Mississippi State
D1 Jodie Meeks, Kentucky
D8 Tyler Smith, Tennessee
D15 Courtney Fortson, Arkansas
D22 Jodie Meeks, Kentucky
D29 Patrick Patterson, Kentucky
J5 Michael Washington, Arkansas
J12 Nick Calathes, Florida
J19 Jodie Meeks, Kentucky
J26 Marcus Thornton, LSU
F2 Devan Downey, South Carolina
F9 Tasmin Mitchell, LSU
F16 Jodie Meeks, Kentucky
F23 Alonzo Gee, Alabama
M2 Marcus Thornton, LSU
M9 Korvotney Barber, Auburn

2010

N16 Rotnei Clarke, Arkansas
N23 Patrick Patterson, Kentucky
N30 Erving Walker, Florida
D7 A.J. Ogilvy, Vanderbilt
D14 Ravern Johnson, Mississippi St.
D21 Trey Thompkins, Georgia
D28 JaMychal Green, Alabama
J4 DeMarcus Cousins, Kentucky
J11 Bobby Maze, Tennessee
J18 Jarvis Varnado, Mississippi State
J25 Travis Leslie, Georgia
F1 Devan Downey, South Carolina
F8 Courtney Fortson, Arkansas
F15 Jeffery Taylor, Vanderbilt
F22 Wayne Chism, Tennessee
M1 Jarvis Varnado, Mississippi State
M8 Chris Warren, Ole Miss

2011

N15 Brad Tinsley, Vanderbilt
N22 John Jenkins, Vanderbilt
N29 Scotty Hopson, Tennessee
D6 Festus Ezeli, Vanderbilt
D13 Scotty Hopson, Tennessee
D20 Kenny Boynton, Florida
D27 Doron Lamb, Kentucky
J1 Josh Harrellson, Kentucky
J10 Sam Muldrow, So. Carolina
J17 Dee Bost, Mississippi State
J24 Lance Goulbourne, Vanderbilt
J31 Rotnei Clarke, Arkansas
F7 Chandler Parsons, Florida
F14 John Jenkins, Vanderbilt
F21 Tony Mitchell, Alabama
F28 Rotnei Clarke, Arkansas
M7 Kenny Gabriel, Auburn
Ravern Johnson, Mississippi St.

2012

N14 Trae Golden, Tennessee
N21 Tony Mitchell, Alabama
N28 Murphy Holloway, Ole Miss
D5 Terrence Jones, Kentucky
D12 Patric Young, Florida
D19 Kenny Boynton, Florida
D26 Ralston Turner, LSU
J2 Michael Kidd-Gilchrist, Kentucky
J9 Justin Hamilton, LSU
J16 Arnett Moultrie, Mississippi State
J23 Terrence Henry, Ole Miss
J30 Jeffery Taylor, Vanderbilt
F6 Anthony Davis, Kentucky
F13 Gerald Robinson, Georgia
F20 John Jenkins, Vanderbilt
F27 Anthony Davis, Kentucky
M5 Jarnell Stokes, Tennessee

2013

N12 Kyle Wiltjer, Kentucky
N19 Trevor Releford, Alabama
N26 Murphy Holloway, Ole Miss
D3 Shavon Coleman, LSU
D10 Kyle Fuller, Vanderbilt
D17 Trae Golden, Tennessee
D24 Laurence Bowers, Missouri
D31 BJ Young, Arkansas
J7 Phil Pressey, Missouri
J14 Elston Turner, Texas A&M
J21 Marshall Henderson, Ole Miss
J28 Scottie Wilbekin, Flordia
F4 K. Caldwell-Pope, Georgia
F12 Jarnell Stokes, Tennessee
F18 Marshawn Powell, Arkansas
F25 Trae Golden, Tennessee
M4 Alex Oriakhi, Missouri
M11 Jarnell Stokes, Tennessee

2014

N11 Julius Randle, Kentucky
N18 Jordan Clarkson, Missouri
N25 Jordan McRae, Tennessee
D2 Casey Prather, Florida
Craig Sword, Mississippi State
D9 Jordan Clarkson, Missouri
D16 Scottie Wilbekin, Florida
D23 KT Harrell, Auburn
D30 Jordan Clarkson, Missouri
J6 Jordan McRae, Tennessee
J13 Charles Mann, Georgia
J20 Marshall Henderson, Ole Miss
J27 Michael Frazier II, Florida
F3 Johnny O'Bryant III, LSU
F11 Rod Odom, Vanderbilt
F17 Scottie Wilbekin, Florida
F24 Julius Randle, Kentucky
M3 Coty Clarke, Arkansas
M10 Jarnell Stokes, Tennessee
Michael Frazier II, Florida

2015

N17 Cinmeon Bowers, Auburn
N24 Levi Randolph, Alabama
D1 Michael Qualls, Arkansas
D8 Duane Notice, South Carolina
Alex Caruso, Texas A&M
D15 Josh Richardson, Tennessee
D22 KT Harrell, Auburn
D29 Ricky Tarrant, Alabama
J5 Sindarius Thornwell, S. Carolina
J12 Bobby Portis, Arkansas
J19 Armani Moore, Tennessee
J26 J.J. Frazier, Georgia
F2 Danuel House, Texas A&M
F9 Stefan Moody, Ole Miss
F16 Bobby Portis, Arkansas
F23 Stefan Moody, Ole Miss
M2 Tim Quarterman, LSU
M9 Karl-Anthony Towns, Kentucky

MISCELLANEOUS AWARDS

ALL-TIME SEC TEAM

(1974: by special panel for Orlando Sentinel)

FIRST TEAM

C	Bob Pettit, LSU	6-9	1953-54
G	Pete Maravich, LSU	6-5	1969-70
G	Ralph Beard, Kentucky	5-11	1948-49
G	Bailey Howell, Miss. State	6-7	1958-59
C	Cliff Hagan, Kentucky	6-4	1953-54

SECOND TEAM

G	Frank Ramsey, Kentucky	6-3	1953-54
C	Dan Issel, Kentucky	6-8	1969-70
C	Alex Groza, Kentucky	6-7	1948-49
C	Clyde Lee, Vanderbilt	6-10	1965-66
F/C	Wallace Jones, Kentucky	6-4	1948-49

THIRD TEAM

G	Louie Dampier, Kentucky	6-0	1966-67
C/F	Cotton Nash, Kentucky	6-5	1963-64
F	Bonnie Graham, Ole Miss	6-3	1937-38
G	Donnie Kessinger, Ole Miss	6-3	1963-64
G	Roger Kaiser, Georgia Tech	6-1	1960-61
G	John Mengelt, Auburn	6-1	1970-71

COACH

Adolph Rupp, Kentucky (1931-72)

SEC TEAM OF THE '80S

(Selected in 1989 by conference coaches and conducted by Clarion-Ledger/Jackson Daily News)

FIRST TEAM

F	Dale Ellis, Tennessee	1980-83
F	Kenny Walker, Kentucky	1983-86
C	Charles Barkley, Auburn	1982-84
F	Dominique Wilkins, Georgia	1980-82
F	Chuck Person, Auburn	1983-86

ALSO RECEIVING VOTES

G	Jeff Malone, Mississippi State	1980-83
F	Derrick McKey, Alabama	1985-87
G	Chris Jackson, LSU	1989-90
C	Will Perdue, Vanderbilt	1984,86-88
F	Durand Macklin, LSU	1977-78,80-81
G	Vern Fleming, Georgia	1981-84
F	Buck Johnson, Alabama	1983-86
C	Sam Bowie, Kentucky	1980-81,84
G	Vernon Maxwell, Florida	1985-88

SEC SILVER ANNIVERSARY TEAM

(2004: by special panel for ESPN)

G	Chris Jackson, LSU	1988-90
G	Allan Houston, Tennessee	1990-93
F	Chuck Person, Auburn	1983-86
F	Jamal Mashburn, Kentucky	1991-93
C	Shaquille O'Neal, LSU	1990-92

25-YEAR ALL-SEC TEAM

(1986: by special panel for Lakeland Ledger)

FIRST TEAM

F	Bernard King, Tennessee	1975-77
F	Dan Issel, Kentucky	1968-70
F	Clyde Lee, Vanderbilt	1964-66
G	Pete Maravich, LSU	1968-70
G	Kyle Macy, Kentucky	1978-80

SECOND TEAM

F	Dominique Wilkins, Georgia	1980-82
F	Cotton Nash, Kentucky	1962-64
F	Reginald King, Alabama	1976-79
G	Ernie Grunfeld, Tennessee	1974-77
G	John Mengelt, Auburn	1969-71

HONORABLE MENTION

John Stroud, Ole Miss; Kevin Grevey, Kentucky; Dale Ellis, Tennessee; Louie Dampier, Kentucky; Leon Douglas, Alabama; Jack Givens, Kentucky; Donnie Kessinger, Ole Miss; Neal Walk, Florida; Wendell Hudson, Alabama; Durand Macklin, LSU; Ernie Johnson, Auburn; Chuck Person, Auburn; Jeff Malone, Mississippi State; Mike Mitchell, Auburn; Rick Robey, Kentucky

BEST COACH

Adolph Rupp, Kentucky (1931-72) - Career Record: 875-190

BEST TEAM

1977-78 Kentucky Wildcats - (30-2; NCAA Champions)

ALL-SEC DEFENSIVE TEAMS

1991

F Greg Carter, Mississippi State
G Rod Cole, Georgia
G Shawn Griggs, LSU
C Shaquille O'Neal, LSU (MVP)
G Gary Waites, Alabama

1992

F Robert Horry, Alabama
G Lee Mayberry, Arkansas
C Shaquille O'Neal, LSU (MVP)
F Latrell Sprewell, Alabama
F Reggie Tinch, Georgia

2008

F/C Steven Hill, Arkansas
G Sundiata Gaines, Georgia
-- Ramel Bradley, Kentucky
G Garrett Temple, LSU
F/C Jarvis Varnado, Mississippi State
G JaJuan Smith, Tennessee

2009

G Quantez Robertson, Auburn
G Garrett Temple, LSU
C Chris Johnson, LSU
F/C Jarvis Varnado, Mississippi State
F Dominique Archie, South Carolina
G Devan Downey, South Carolina

2010

F Patrick Patterson, Kentucky
F Jarvis Varnado, Mississippi State
G Devan Downey, South Carolina
F Sam Muldrow, South Carolina
F Jeffery Taylor, Vanderbilt

2011

F Delvon Johnson, Arkansas
G DeAndre Liggins, Kentucky
F Reginald Buckner, Ole Miss
F/C Sam Muldrow, South Carolina
F Jeffery Taylor, Vanderbilt

2012

F Anthony Davis, Kentucky
F Michael Kidd-Gilchrist, Kentucky
F Reginald Buckner, Ole Miss
F Damontre Harris, South Carolina
F Jeffery Taylor, Vanderbilt

2013

G Trevor Releford, Alabama
G Scottie Wilbekin, Florida
F Patric Young, Florida
F Nerlens Noel, Kentucky
G Anthony Hickey, LSU
F Reginald Buckner, Ole Miss

2014

C Patric Young, Florida
G Scottie Wilbekin, Florida
F Willie Cauley-Stein, Kentucky.
F Jordan Mickey, LSU
G Josh Richardson, Tennessee

2015

F Marcus Thornton, Georgia
F Willie Cauley-Stein, Kentucky
F Jordan Mickey, LSU
G Josh Richardson, Tennessee.
C Damian Jones, Vanderbilt

NOTE: SEC Defensive team discontinued following 1992 and restarted in 2008.

COMMUNITY SERVICE TEAMS

1999

Jeremy Hays, Alabama
Pat Bradley, Arkansas
Adrian Chilliest, Auburn
Patrick O'Connor, Florida
G.G. Smith, Georgia
Scott Padgett, Kentucky
Collis Temple III, LSU
Michael White, Ole Miss
Bart Hyche, Miss. State
BJ McKie, S.Carolina
Aaron Green, Tennessee
Sam Howard, Vanderbilt

2000

Jeremy Hays, Alabama
Brandon Davis, Arkansas
Daymeon Fishback, Auburn
Brent Wright, Florida
Badi Oliver, Georgia
Saul Smith, Kentucky
Jermaine Williams, LSU
Rahim Lockhart, Ole Miss
Tang Hamilton, Miss. State
Aaron Lucas, S.Carolina
C.J. Black, Tennessee
Sam Howard, Vanderbilt

2001

Doc Martin, Alabama
Brandon Davis, Arkansas
Scott Pohlman, Auburn
Matt Bonner, Florida
Anthony Evans, Georgia
Saul Smith, Kentucky
Collis Temple III, LSU
Rahim Lockhart, Ole Miss
T.J. Billups, Miss. State
Jamel Bradley, S.Carolina
Jon Higgins, Tennessee
Sam Howard, Vanderbilt

2002

Terrance Meade, Alabama
Blake Eddins, Arkansas
Charlton Baker, Auburn
Matt Bonner, Florida
Chris Daniels, Georgia
Tayshaun Prince, Kentucky
Collis Temple III, LSU
Jason Harrison, Ole Miss
Lincoln Smith, Miss. State
Aaron Lucas, S.Carolina
Jon Higgins, Tennessee
Chuck Moore, Vanderbilt

2003

Terrence Meade, Alabama
Blake Eddins, Arkansas
Marquis Daniels, Auburn
Matt Bonner, Florida
Jonas Hayes, Georgia
Jules Camara, Kentucky
Collis Temple III, LSU
Derrick Allen, Ole Miss
Timmy Bowers, Miss. State
Michael Boynton, S.Carolina
Jon Higgins, Tennessee
Jason Holwerda, Vanderbilt

2004

Evan Brock, Alabama
Billy Pharis, Arkansas
Johnathan Lewis, Auburn
David Lee, Florida
Rashad Wright, Georgia
Kelenna Azubuike, Kentucky
Paul Wolfert, LSU
Justin Reed, Ole Miss
Timmy Bowers, Miss. State
John Chappell, S.Carolina
C.J. Watson, Tennessee
Russell Lakey, Vanderbilt

2005

Evan Brock, Alabama
Steven Hill, Arkansas
Nathan Watson, Auburn
David Lee, Florida
Levi Stukes, Georgia
Chuck Hayes, Kentucky
Paul Wolfert, LSU
Kendrick Fox, Ole Miss
Shane Power, Miss. State
Carlos Powell, S.Carolina
C.J. Watson, Tennessee
Jason Holwerda, Vanderbilt

2006

Evan Brock, Alabama
Dontell Jefferson, Arkansas
Ronny LeMelle, Auburn
Lee Humphrey, Florida
Steve Newman, Georgia
Bobby Perry, Kentucky
Darnell Lazare, LSU
Todd Abernethy, Ole Miss
Wesley Morgan, Miss. State
Renaldo Balkman, S.Carolina
Stanley Asumnu, Tennessee
Ted Skuchas, Vanderbilt

2007

Ronald Steele, Alabama
Sean McCurdy, Arkansas
Quantez Robertson, Auburn
Lee Humphrey, Florida
Dave Bliss, Georgia
Bobby Perry, Kentucky
Garrett Temple, LSU
Todd Abernethy, Ole Miss
Piotr Stelmach, Miss. State
Brandon Wallace, S.Carolina
Chris Lofton, Tennessee
Shan Foster, Vanderbilt

2008

Richard Hendrix, Alabama
Darian Townes, Arkansas
Drew Smith, Auburn
Walter Hodge, Florida
Terrance Woodbury, UG
Jodie Meeks, Kentucky
Garrett Temple, LSU
Dwayne Curtis, Ole Miss
Billy Begley, Miss. State
Dwayne Day, S. Carolina
Wayne Chism, Tennessee
Shan Foster, Vanderbilt

2009

Senario Hillman, Alabama
Michael Sanchez, Arkansas
Quantez Robertson, Auburn
Walter Hodge, Florida
Albert Jackson, Georgia
Jodie Meeks, Kentucky
Garrett Temple, LSU
Eniel Polyniece, Ole Miss
Barry Stewart, Miss. State
Branden Conrad, S. Carolina
Wayne Chism, Tennessee
A.J. Ogilvy, Vanderbilt

2010

Senario Hillman, Alabama
Rotnei Clarke, Arkansas
Lucas Hargrove, Auburn
Dan Werner, Florida
Trey Thompkins, Georgia
Patrick Patterson, Kentucky
Alex Farrer, LSU
Zach Graham, Ole Miss
Barry Stewart, Mississippi State
Austin Steed, South Carolina
Bobby Maze, Tennessee
Joe Duffy, Vanderbilt

2011

Charvez Davis, Alabama
Marcus Britt, Arkansas
Frankie Sullivan, Auburn
Chandler Parsons, Florida
Connor Nolte, Georgia
DeAndre Liggins, Kentucky
Daron Populist, LSU
Zach Graham, Ole Miss
Brandon Bolen, Mississippi State
Malike Cooke, South Carolina
Melvin Goins, Tennessee
Joe Duffy, Vanderbilt

2012

Trevor Releford, Alabama
Michael Sanchez, Arkansas
Kenny Gabriel, Auburn
Will Yeguete, Florida
Matt Bucklin, Georgia
Darius Miller, Kentucky
Justin Hamilton, LSU
Nick Williams, Ole Miss
Charles Parker, Mississippi State
Malik Cooke, South Carolina
Cameron Tatum, Tennessee
Steve Tchiengang, Vanderbilt

2013

Levi Randolph, Alabama
Kikko Haydar, Arkansas
Josh Wallace, Auburn
Patric Young, Florida
John Florveus, Georgia
Nerlens Noel, Kentucky
Andre Stringer, LSU
Nick Williams, Ole Miss
Tyson Cunningham, Mississippi State
Laurence Bowers, Missouri
Brian Richardson, South Carolina
Kenny Hall, Tennessee
Jarod Jahns, Texas A&M
Eric McClellan, Vanderbilt

2014

Retin Obasohan, Alabama
Kikko Haydar, Arkansas
Asauhn Dixon-Tatum, Auburn
Will Yeguete, Florida
Marcus Thornton, Georgia
Jon Hood, Kentucky
Andre Stringer, LSU
Demarco Cox, Ole Miss
Tyson Cunningham, Mississippi State
Johnathan Williams, III, Missouri
Brenton Williams, South Carolina
D'Montre Edwards, Tennessee
Blake McDonald, Texas A&M
Kyle Fuller, Vanderbilt

2015

Retin Obasohan, Alabama
Moses Kingsley, Arkansas
KT Harrell, Auburn
Jacob Kurtz, Florida
Marcus Thornton, Georgia
Marcus Lee, Kentucky
John Odo, LSU
Martavious Newby, Ole Miss
Isaiah Butler, Mississippi State
Keanau Post, Missouri
Laimonas Chatkevicius, South Carolina
Josh Richardson, Tennessee
Jordan Green, Texas A&M
James Siakam, Vanderbilt

NOTE: SEC Community Service team was called "Good Works Team" from 1999-2007

SEC PLAYERS IN THE NBA DRAFT

1949 (4)

Ralph Beard, UK	Chi
Alex Groza, UK	Ind
Wallace Jones, UK	Wash
Jim Nolan, GT	Phila

1950 (8)

Billy Joe Adcock, VU	FtW
Colin Anderson, GT	Ind
Dale Barnstable, UK	Bos
Art Burris, UT	FtW
Bob Healey, UG	Syr
Ed Jones, UT	FtW
Jim Line, UK	Ind
Ed Montgomery, UT	Phila

1951 (3)

Herb Hargett, MS	FtW
George Kelly, VU	Ind
Bob Schloss, UG	Phila

1952 (6)

Joe Dean, LS	Ind
Bryant Ivey, UA	Roch
Paul Sullivan, UA	NY
Coyte Vance, MS	Mil
Bob Watson, UK	Mil
Lucian Whitaker, UK	Ind

1953 (7)

Doug Atkins, UT	Minn
Cliff Hagan, UK	Bos
Zippy Morocco, UG	Minn
Richard Prater, UK	NY
Frank Ramsey, UK	Bos
Pete Silas, GT	Minn
Lou Tsioropoulos, UK	Bos

1954 (3)

Dan Finch, VU	Minn
Cob Jarvis, UM	NY
Bob Pettit, LS	Mil

1955 (4)

Don Belcher, LS	FtW
Denver Brackeen, UM	NY
Bill Evans, UK	Roch
Ed Wiener, UT	Phila

1956 (6)

Jerry Bird, UK	Minn
Bob Burrow, UK	Roch
Phil Grawemeyer, UK	Minn
Jerry Harper, UA	NY
George Linn, UA	Bos
Carl Widseth, UT	Minn

1957 (4)

Jim Ashmore, MS	4	Bos
Al Rochelle, VU	5	StL
Joe Gibbon, UM	9	Bos
Jerry Calvert, UK	10	Phila

1958 (5)

Vernon Hatton, UK	2	Cincy
Johnny Cox, UK	4	NY
Jim Fulmer, UA	5	Cincy
Joe Hobbs, UF	9	Minn
Adrian Smith, UK	15	Cincy

1959 (4)

Bailey Howell, MS (2)	1	Det
Gene Tormohlen, UT	2	Syr
John Cox, UK	4	NY
Jim Henry, VU	6	Minn

1960 (7)

Dalen Showalter, UT	4	Cincy
Sid Cohen, UK	4	Bos
David Denton, GT	6	NY
Bernie Coffman, UK	7	Syr
Dick Davies, LS	8	StL
Henry Hart, AU	12	NY
Don Mills, UK	18	Cincy

1961 (8)

Jerry Graves, MS	2	Chi
Bill Depp, VU	3	Bos
Roger Kaiser, GT	4	Chi
Bill Lickert, UK	5	LAL
Roger Newman, UK	7	Syr
Jack Waters, UM	10	Cincy
Ned Jennings, UK	13	NY
Bill Engressor, LS	14	NY

1962 (3)

Leland Mitchell, MS	2	StL
Cliff Luyk, UF	4	NY
Larry Pursiful, UK	8	Chi

1963 (4)

Layton Johns, AU	4	LAL
W.D. Stroud, MS	5	Bos
Jim Kerwin, TUL	6	NY
Orb Bowling, UT	11	NY

1964 (2)

Cotton Nash, UK	2	LAL
Danny Schultz, UT	8	Balt

1965 (6)

Joe Newton, AU	4	Balt
Brooks Henderson, UF	4	LAL
A.W. Davis, UT	5	LAL
Dick Maile, LS	11	Cincy
Bob Andrews, UA	11	LAL
James Pitts, UG	15	Phila

1966 (7)

Clyde Lee, VU (3)	1	SF
Tommy Kron, UK	3	StL
Lee DeFore, AU	4	NY
John Jones, LS	5	Balt
Keith Thomas, VU	6	LAL
Red Robbins, UT	6	Phila
Howard Bayne, UT	15	Balt

1967 (5)

Pat Riley, UK [7]	1	SD
Louie Dampier, UK	4	Cincy
Gary Keller, UF	6	LAL
Ron Widby, UT	12	Chi
Jerry Southwood, VU	18	Balt

1968 (7)

Tom Boerwinkle, UT [4]	1	Chi
Bob Warren, VU	4	Atl
Thad Jaracz, UK	5	Bos
Dave Williams, MS	8	Cincy
Cliff Berger, UK	9	Mil
Robert Wyenandt, VU	10	Cincy
Dave Miller, UF	12	Mil

1968 EXPANSION DRAFT

Gene Tormohlen, UT	Atl to Phx

1969 (6)

Neal Walk, UF [2]	1	Phx
Tom Hagan, VU	3	SF
Billy Hann, UT	4	Atl
Bob Bundy, VU	7	Atl
Phil Argento, UK	10	LAL
Bill Justus, UT	10	Phila

1970 (9)

Pete Maravich, LS [3]	1	Atl
Dan Hester, LS	2	Atl
Bob Lienhard, UG	4	Phx
Perry Wallace, VU	5	Phila
Dan Issel, UK	8	Det
Bob Croft, UT	8	Bos
Mike Casey, UK	8	Chi
Herb White, UG	8	Atl
Andy Owens, UF	11	Sea

1970 EXPANSION DRAFT

Bailey Howell, MS	Bos to Buff
Pat Riley, UK	SD to Port

1971 (7)

John Mengelt, AU	2	Cincy
Larry Steele, UK	3	Port
Don Johnson, UT	5	Balt
Thorpe Weber, VU	6	Bos
Jim England, UT	10	Chi
Jim Dinwiddle, UK	10	Phila
Mike Casey, UK	11	Cle
Nelson Isley, LS	17	Buff

1971 HARDSHIP (1)

Tom Payne, UK	Atl

1972 (4)

Al Saunders, LS	4	Balt
Tom Parker, UK	6	Cle
Henry Harris, AU	8	Hou
Kent Hollenbeck, UK	10	Det

1973 (10)

Wendell Hudson, UA	2	Chi
Jim Retseck, AU	3	GS
John Neumann, UM	6	Chi
Tim Bassett, UG	7	Buff
Jim Andrews, UK	7	Sea
Ron Hogue, UG	7	Wash
Steve Turner, VU	10	Bos
Rod Freeman, VU	11	Phila
John Fraley, UG	15	Buff
Larry Robinson, UT	16	Phila

1974 (6)

Jan van Breda Kolff, VU	2	Port
Len Kosmalski, UT	2	KCO
Ed Palubinskas, LS	4	Atl
Terry Compton, VU	5	KCO
Collis Temple, LS	5	Phx
Bill Ligon, VU	10	Det

1975 (8)

Kevin Grevey, UK	1 [18]	Wash
Glen Hanson, LS	2	KCO
Jimmy Dan Conner, UK	2	Phx
Charles Cleveland, UA	3	Phila
Bob Guyette, UK	3	KCO
Charles Russell, UA	5	LAL
Danny Williams, UM	6	Atl
Mike Flynn, UK	7	Phila

1976 (6)

Leon Douglas, UA	1 [4]	Det
Jacky Dorsey, UG	2	NO
Butch Feher, VU	2	Phx
Jeff Fosnes, VU	4	GS
Gary Reddings, AU	5	Port
Eugene Shy, UF	10	NY

1976

Dispersal of ABA Players (2)

Louie Dampier, UK	UK to SA
Jan van Breda Kolff, VU	KC to NY

1977 (11)

Bernard King, UT	1 [7]	NYN
Ernie Grunfeld, UT	1 [11]	Mil
Larry Johnson, UK	2	Buff
T.R. Dunn, UA	2	Port
Eddie Johnson, AU	3	Atl
Rickey Brown, UA	3	Port
Jim Cooper, UA	4	Sea
David Reavis, UG	4	Wash
John Billups, UM	5	Den
Mike Jackson, UT	7	Buff
Len Saunders, UF	8	Den

1978 (9)

Rick Robey, UK	1 [3]	Ind
Mike Mitchell, AU	1 [15]	Cle
Jack Givens, UK	1 [16]	Atl
James Lee, UK	2	Sea
Mike Phillips, UK	3	NJ
Ken Higgs, LS	3	Cle
Stan Pietkiewicz, AU	7	Buff
Anthony Murray, UA	7	Phila
Larry Brewster, UF	10	SA

1979 (11)

Reggie King, UA	1 [18]	KC
Wiley Peck, MS	1 [19]	SA
Kyle Macy, UK	1 [22]	Phx
Walter Daniels, UG	3	LAL
Terry Crosby, UT	3	KC
Al Green, LS	3	Phx
Ray White, MS	4	LAL
Lionel Green, LS	4	Hou
Malcolm Cesare, UF	4	Phx
Truman Claytor, UK	6	Det
Rich Valavicius, AU	7	Hou

1980 (11)

Rickey Brown, MS	1 [13]	GS
Reggie Johnson, UT	1 [15]	SA
John Stroud, UM	2	Hou
Dewayne Scales, LS	2	NY
Lavon Mercer, UG	3	SA
Robert Scott, UA	4	GS
Lavon Williams, UK	5	Cle
Rick Mattick, LS	6	NJ
Tommy Springer, VU	7	Den
Rich Valavicius, AU	8	Wash
Jay Shilder, UK	9	Chi

1980 EXPANSION DRAFT

Jack Givens, UK	Atl to Dal
Wiley Peck, MS	SA

1981 (11)

Howard Wood, UT	2	Utah
Charles Davis, VU	2	Wash
Greg Cook, LS	2	NY
Elston Turner, UM	2	Dal
Durand Macklin, LS	3	Atl
Ethan Martin, LS	4	Cle
Willie Sims, LS	5	Den
Mike Rhodes, VU	5	SA
Earl Banks, AU	6	Sea
Fred Cowan, UK	6	Hou
Bobby Cattage, AU	8	Utah

1982 (9)

Dominique Wilkins, UG	1 [3]	Utah
Eddie Phillips, UA	1 [21]	NJ
Willie Jones, VU	3	LAL
Phillip Lockett, UA	3	Port
Gary Carter, UT	5	SD
Eric Marbury, UG	6	SD
Chuck Verderber, UK	7	Chi
Nick Morken, UT	9	GS
Sean Tuohy, UM	10	NJ

1983 (16)

Dale Ellis, UT	1 [9]	Dal
Jeff Malone, MS	1 [10]	Wash
Ennis Whatley, UA	1 [13]	KC
Howard Carter, LS	1 [15]	Den
Dirk Minniefield, UK	2	Dal
Darrell Lockhart, AU	2	SA
Mike Davis, UA	2	Mil
Derrick Hord, UK	3	Cle
Terry Fair, UG	4	Ind
Kalpatrick Wells, MS	4	Phila
Carlos Clark, UM	4	Bos
Terry Lewis, MS	4	LAL
Roger Stieg, UM	5	Ind
Charles Hurt, UK	6	Mil
Odell Mosteller, AU	10	Utah
Lamar Heard, UG	10	SA

1984 (17)

Sam Bowie, UK	1 [2]	Port
Charles Barkley, AU	1 [5]	Phila
Melvin Turpin, UK	1 [6]	Wash
Jeff Turner, VU	1 [17]	NJ
Vern Fleming, UG	1 [18]	Ind
James Banks, UG	3	Phila
Terry Williams, UA	3	Sea
Leonard Mitchell, LS	3	Cle
Vernon Delancy, UF	3	Mil
Dickie Beal, UK	4	Atl
Eric Richardson, UA	5	SA
Dan Federmann, UT	5	Phila
Willie Burton, UT	6	Den
Jim Master, UK	6	Atl
Tom Heitz, UK	8	Ind
Greg Turner, AU	9	KC
John Tudor, LS	9	Dal

1985 (5)

Jerry Reynolds, LS	1 [22]	Mil
Bobby Lee Hurt, UA	2	GS
Eugene McDowell, UF	3	Mil
Michael Brooks, UT	4	Hou
Gerald Crosby, UG	6	GS

1986 (11)

Chuck Person, AU	1 [4]	Ind
Kenny Walker, UK	1 [5]	NY
John Williams, LS	1 [12]	Wash
Buck Johnson, UA	1 [20]	Hou
Joe Ward, UG	2	Phx
Cedric Henderson, UG	2	Atl
Don Redden, LS	3	Den
Derrick Taylor, LS	4	Ind
Chauncey Robinson, MS	4	Det
Roger Harden, UK	5	LAL
Bobby Lee Hurt, UA	6	GS

1987 (15)

Derrick McKey, UA	1 [9]	Sea
Jim Farmer, UA	1 [20]	Dal
Nikita Wilson, LS	2	Port
Tony White, UT	2	Chi
Terry Coner, UA	2	Atl
Andrew Moten, UF	4	NJ
Chad Kessler, UG	5	LAC
James Blackmon, UK	5	NJ
Glen Clem, VU	5	NY
Dennis Williams, UG	5	SA
Anthony Wilson, LS	5	Chi
Fred Jenkins, UT	6	Hou
Frank Ford, AU	6	LAL
Mark Gottfried, UA	7	Det
Gerald White, AU	7	Dal

1988 (12)

Chris Morris, AU	1 [4]	NJ
Rex Chapman, UK	1 [8]	Char
Willie Anderson, UG	1 [10]	SA
Will Perdue, VU	1 [11]	Chi
Vernon Maxwell, UF	2	Den
Jose Vargas, LS	2	Dal
Rob Lock, UK	3	LAC
Hernan Montenegro, LS	3	Phila
Jeff Moore, AU	3	Char
Ed Davender, UK	3	Wash
Mike Jones, AU	3	Mil
Winston Bennett, UK	3	Cle

1989 (6)

Dyron Nix, UT	2	Char
Frank Kornet, VU	2	Mil
Michael Ansley, UA	2	Orl
Doug Roth, UT	2	Wash
Ricky Blanton, LS	2	Phx
Toney Mack, UG	2	Phila

1989 EXPANSION DRAFT (1)

Jim Farmer, UA	Utah to Orl

1990 (4)

Chris Jackson, LS	1 [3]	Den
Alec Kessler, UG	1 [12]	Hou
Gerald Glass, UM	1 [20]	Minn
Dwayne Schintzius, UF	1 [24]	SA

1991 (1)

Stanley Roberts, LS	1 [23]	Orl

1992 (8)

Shaquille O'Neal, LS	1 [1]	Orl
Todd Day, AR	1 [8]	Mil
Robert Horry, UA	1 [11]	Hou
Oliver Miller, AR	1 [22]	Phx
Lee Mayberry, AR	1 [23]	Mil
Latrell Sprewell, UA	1 [24]	GS
Isaiah Morris, AR	2	Mia
Litterial Green, UG	2	Chi

1993 (4)

Jamal Mashburn, UK	1 [4]	Dal
Allan Houston, UT	1 [11]	Det
James Robinson, UA	1 [21]	Port
Geert Hammink, LS	1 [26]	Orl

1994 (4)

Wesley Person, AU	1 [23]	Phx
Rodney Dent, UK	2	Mil
Jamie Watson, SC	2	Utah
Charles Claxton, UG	2	Phx

1995 (4)

Antonio McDyess, UA	1 [2]	LAC
Corliss Williamson, AR	1 [13]	Sac
Jason Caffey, UA	1 [20]	Chi
Andrew DeClercq, UF	2	GS

1996 (13)

Antoine Walker, UK	1 [6]	Bos
Erick Dampier, MS	1 [10]	Ind
Tony Delk, UK	1 [16]	Char
Walter McCarty, UK	1 [19]	NYK
Dontae' Jones, MS	1 [21]	NYK
Roy Rogers, UA	1 [22]	Van
Steve Hamer, UT	2	Bos
Randy Livingston, LS	2	Hou
Terrell Bell, UG	2	Hou
Mark Pope, UK	2	Ind
Shandon Anderson, UG	2	Utah
Ronnie Henderson, LS	2	Wash
Darnell Robinson, AR	2	Dal

1997 (3)

Ron Mercer, UK	1 [6]	Bos
Derek Anderson, UK	1 [13]	Cle
Eric Washington, UA	2	Orl



Chuck Person

1998 (3)

Jason Williams, UF	1 [7]	Sac
Nazr Mohammed, UK	1 [29]	Utah
Ansu Sesay, UM	2	Dal

1999 (3)

Jumaine Jones, UG	1 [27]	Atl
Scott Padgett, UK	1 [28]	Utah
Tyrone Washington, MS	2	Hou

2000 (8)

Stromile Swift, LS	1 [2]	Van
Mike Miller, UF	1 [5]	Orl
Jamaal Magloire, UK	1 [19]	Char
Donnell Harvey, UF	1 [22]	NYK
Mamadou N'Diaye, AU	1 [26]	Den
Dan Langhi, VU	2	Dal
Jabari Smith, LS	2	Sac
Chris Porter, AU	2	GS

2001 (3)

Joe Johnson, AR	1 [10]	Bos
Gerald Wallace, UA	1 [25]	Sac
Jamison Brewer, AU	2	Ind

2002 (4)

Marcus Haislip, UT	1 [13]	Mil
Tayshaun Prince, UK	1 [23]	Det
Vincent Yarbrough, UT	2	Den
Rod Grizzard, UA	2	Wash

2003 (6)

Jarvis Hayes, UG	1 [10]	Wash
Mario Austin, MS	2	Chi
Derrick Zimmerman, MS	2	GS
Keith Bogans, UK	2	Mil
Matt Bonner, UF	2	Chi
Maurice Williams, UA	2	Utah

2004 (3)

Justin Reed, UM	2	Bos
Matt Freije, VU	2	Mia
Rashad Wright, UG	2	Ind

2005 (3)

David Lee, UF	1 [30]	NYK
Brandon Bass, LS	2	NO
Lawrence Roberts, MS	2	Sea

2006 (4)

Tyrus Thomas, LS	1 [3]	Port
Ronnie Brewer, AR	1 [14]	Utah
Renaldo Balkman, SC	1 [20]	NYK
Rajon Rondo, UK	1 [21]	Phx

2007 (8)

Al Horford, UF	1 [3]	Atl
Corey Brewer, UF	1 [7]	Minn
Joakim Noah, UF	1 [9]	NY
Glen Davis, LS	2	Sea
Jermareo Davidson, UA	2	GS
Chris Richard, UF	2	Minn
Derrick Byars, VU	2	Port
Taurean Green, UF	2	Port

2008 (6)

Anthony Randolph, LS	1 [14]	GS
Marreese Speights, UF	1 [16]	Phila
Sonny Weems, AR	2	Chi
Richard Hendrix, UA	2	GS
Shan Foster, VU	2	Dal
Joe Crawford, UK	2	LAL

2009 (4)

Jodie Meeks, UK	2	Mil
Patrick Beverley, AR	2	LAL
Marcus Thornton, LS	2	Mia
Nick Calathes, UF	2	Minn

2010 (7)

John Wall, UK	1 [1]	Wash
DeMarcus Cousins, UK	1 [5]	Sac
Patrick Patterson, UK	1 [14]	Hou
Eric Bledsoe, UK	1 [18]	OKC
Daniel Orton, UK	1 [29]	Orl
Terrico White, UM	2	Det
Jarvis Varnado, MS	2	Mia

2011 (7)

Brandon Knight, UK	1 [8]	Det
Tobias Harris, UT	1 [19]	Char
Trey Thompkins, UG	2	LAC
Chandler Parsons, UF	2	Hou
Josh Harrellson, UK	2	NO
Travis Leslie, UG	2	LAC
Vernon Macklin, UF	2	Det
DeAndre Liggins, UK	2	Orl

2012 (12)

Anthony Davis, UK	1 [1]	NO
M. Kidd-Gilchrist, UK	1 [2]	Char
Bradley Beal, UF	1 [3]	Wash
Terrence Jones, UK	1 [18)	Hou
John Jenkins, VU	1 [23]	Atl
Arnett Moultrie, MS	1 [27]	Mia
Marquis Teague, UK	1 [29]	Chi
Festus Ezeli, VU	1 [30]	GS
Jeffery Taylor, VU	2	Char
Doron Lamb, UK	2	Mil
Justin Hamilton, LS	2	Phila
Darius Miller, UK	2	NO

2013 (5)

Nerlens Noel, UK	1 [6]	NO
K. Caldwell-Pope, UG	1 [8]	Det
Archie Goodwin, UK	1 [29]	OKC
Erik Murphy, UF	2	Chi
Alex Oriakhi, MO	2	Phx

2014 (6)

Julius Randle, UK	1 [7]	LAL
James Young, UK	1[17]	Bos
Jarnell Stokes, UT	2	Utah
Johnny O'Bryant, LS	2	Mil
Jordan Clarkson, MO	2	Wash
Jordan McRae, UT	2	SA

2015 (10)

Karl-Anthony Towns, UK	1 [1]	Min
Willie Cauley-Stein, UK	1 [6]	Sac
Trey Lyles, UK	1 [12]	Utah
Devin Booker, UK	1 [13]	Phx
Bobby Portis, AR	1 [23]	Chi
Jarell Martin, LS	1 [25]	Mem
Jordan Mickey, LS	2	Bos
Josh Richardson, UT	2	Mia
Andrew Harrison, UK	2	Phx
Dakari Johnson, UK	2	OKC

NOTE: Number of SEC players taken listed in parentheses. Listing is alphabetical 1949-1956. Since 1957 the listing is by rounds with the number in brackets [ ] indicating the selection of first-round picks. The NBA held its first college draft prior to the start of the 1947-48 season, but records prior to 1949 are unavailable.

SEC'S NO. 1 PICKS

1992 Shaquille O'Neal, LS
2010 John Wall, UK
2012 Anthony Davis, UK
2015 Karl-Anthony Towns, UK

LOTTERY PICKS SINCE 2010

SEC	**15**
ACC	13
Big 12	13
Big East	9
Big Ten	9
Pac 12	7
Mountain West	2
Big Sky	1
Horizon	1
Missouri Valley	1
Ohio Valley	1
Patriot	1
Sun Belt	1
West Coast	1
Western Athletic	1

OVERALL DRAFT PICKS SINCE 2010

ACC	51
SEC	**49**
Big 12	37
Pac 12	34
Big East	31
Big Ten	27
Mountain West	11
Atlantic 10	5
Conference USA	5
Horizon	5
OVC	4
Sun Belt	4
American	3
Colonial	3
WAC	3
Big Sky	2
Big West	2
Missouri Valley	2
Patriot	2
Summit	2
West Coast	2
MAC	1
MEAC	1
SoCon	1
Western Athletic	1



Anthony Davis

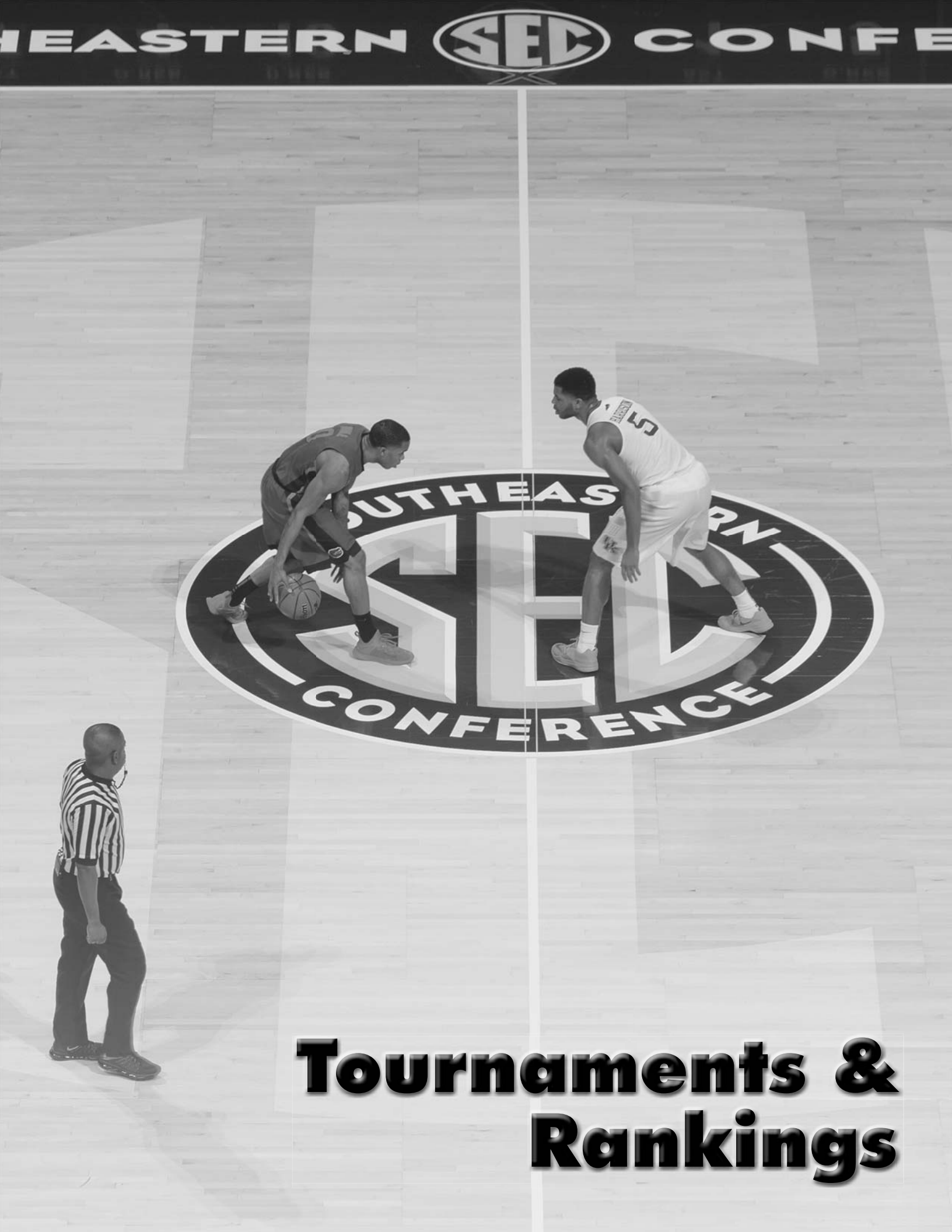

Tournaments & Rankings

SEC TOURNAMENT CHAMPIONS

YEAR	CHAMPION	RUNNER-UP	SITE	SCORE
1933	Kentucky	Mississippi St.	Atlanta	46-27
1934	Alabama	Florida	Atlanta	41-25
1935	No Tournament Held			
1936	Tennessee	Alabama	Knoxville	29-25
1937	Kentucky	Tennessee	Knoxville*	39-25
1938	Georgia Tech	Ole Miss	Baton Rouge	58-47
1939	Kentucky	Tennessee	Knoxville	46-38
1940	Kentucky	Georgia	Knoxville	51-43
1941	Tennessee	Kentucky	Louisville	36-33
1942	Kentucky	Alabama	Louisville	36-34
1943	Tennessee	Kentucky	Louisville	33-30
1944	Kentucky	Tulane	Louisville**	62-46
1945	Kentucky	Tennessee	Louisville	39-35
1946	Kentucky	LSU	Louisville	59-36
1947	Kentucky	Tulane	Louisville	55-38
1948	Kentucky	Georgia Tech	Louisville	54-43
1949	Kentucky	Tulane	Louisville	68-52
1950	Kentucky	Tennessee	Louisville	95-58
1951	Vanderbilt	Kentucky	Louisville	61-57
1952	Kentucky	LSU	Louisville	44-43
1953-78	No Tournament Held			
1979	Tennessee	Kentucky	Birmingham	75-69 ot
1980	LSU	Kentucky	Birmingham	80-78
1981	Ole Miss	Georgia	Birmingham	66-62
1982	Alabama	Kentucky	Lexington	48-46
1983	Georgia	Alabama	Birmingham	86-71
1984	Kentucky	Auburn	Nashville	51-49
1985	Auburn	Alabama	Birmingham	53-49 ot
1986	Kentucky	Alabama	Lexington	83-72
1987	Alabama	LSU	Atlanta	69-62
1988	Vacated	Georgia	Baton Rouge	62-57
1989	Alabama	Florida	Knoxville	72-60
1990	Alabama	Ole Miss	Orlando	70-51
1991	Alabama	Tennessee	Nashville	88-69
1992	Kentucky	Alabama	Birmingham	80-54
1993	Kentucky	LSU	Lexington	82-65
1994	Kentucky	Florida	Memphis	73-60
1995	Kentucky	Arkansas	Atlanta	95-93 ot
1996	Mississippi St.	Kentucky	New Orleans	84-73
1997	Kentucky	Georgia	Memphis	95-68
1998	Kentucky	South Carolina	Atlanta	86-56
1999	Kentucky	Arkansas	Atlanta	76-63
2000	Arkansas	Auburn	Atlanta	75-67
2001	Kentucky	Ole Miss	Nashville	77-55
2002	Mississippi St.	Alabama	Atlanta	61-58
2003	Kentucky	Mississippi St.	New Orleans	64-57
2004	Kentucky	Florida	Atlanta	89-73
2005	Florida	Kentucky	Atlanta	70-53
2006	Florida	South Carolina	Nashville	49-47
2007	Florida	Arkansas	Atlanta	77-56
2008	Georgia	Arkansas	Atlanta	66-57
2009	Mississippi State	Tennessee	Tampa	64-61
2010	Kentucky	Mississippi State	Nashville	75-74 ot
2011	Kentucky	Florida	Atlanta	70-54
2012	Vanderbilt	Kentucky	New Orleans	71-64
2013	Ole Miss	Florida	Nashville	66-63
2014	Florida	Kentucky	Atlanta	61-60
2015	Kentucky	Arkansas	Nashville	78-63

*Only eight teams invited to participate
**Only six teams participated due to World War II

All-SEC performer Erick Dampier helped guide the Mississippi State Bulldogs to their first-ever SEC Tournament title with an 84-73 win over Kentucky in 1996.

SEC TOURNAMENT STANDINGS

TEAM	TOURNEYS	WON	LOST	PCT.	SEMIS	FINALS	TITLES
Kentucky	54	124	25	.832	40	38	28
Alabama	56	61	49	.555	24	13	6
Tennessee	55	63	51	.553	23	10	4
Arkansas	24	22	23	.489	13	6	1
Florida	50	42	46	.477	16	9	4
LSU	56	46	55	.455	24	5	1
South Carolina	24	20	24	.455	6	2	0
Georgia	55	42	53	.442	14	6	2
Vanderbilt	54	37	52	.416	13	2	2
Missouri	3	2	3	.400	0	0	0
Ole Miss	53	30	51	.370	11	5	2
Auburn	53	30	52	.366	12	3	1
Mississippi State	55	29	52	.358	12	6	3
Texas A&M	3	1	3	.250	0	0	0
Former Members							
Georgia Tech	19	14	18	.438	8	2	1
Tulane	16	12	16	.429	5	3	0
Sewanee	2	0	2	.000	0	0	0

SEC TOURNAMENT RECORDS BREAKDOWN

( ) No. of Appearances * Former Member

NOTE: Records listed are on-the-court records and do not reflect games vacated due to NCAA probation

ALL GAMES

OVERALL

Kentucky (54)	124-25	.832
Alabama (56)	61-49	.555
Tennessee (55)	63-51	.553
Arkansas (24)	22-23	.489
Florida (50)	42-46	.477
LSU (56)	46-55	.455
South Carolina (24)	20-24	.455
Georgia (55)	42-53	.442
Vanderbilt (54)	37-52	.416
Missouri (3)	2-3	.400
Ole Miss (53)	30-51	.370
Auburn (53)	30-52	.366
Mississippi State (55)	29-52	.358
Texas A&M (3)	1-3	.250
*Georgia Tech (19)	14-18	.438
*Tulane (16)	12-16	.429
*Sewanee (2)	0-2	.000

BEFORE BREAK

Kentucky (19)	57-5	.919
Tennessee (18)	35-15	.700
LSU (19)	21-19	.525
Alabama (19)	16-17	.485
Vanderbilt (17)	12-16	.429
Georgia (19)	9-19	.321
Florida (13)	4-13	.235
Ole Miss (16)	4-16	.200
Auburn (17)	4-17	.190
Mississippi State (18)	4-18	.182
*Georgia Tech (19)	14-18	.438
*Tulane (16)	12-16	.429
*Sewanee (2)	0-2	.000

SINCE RENEWAL

Kentucky (35)	67-20	.770
Alabama (37)	45-32	.584
Florida (37)	38-33	.535
Georgia (36)	33-34	.493
Arkansas (24)	22-23	.489
South Carolina (24)	20-24	.455
Tennessee (37)	28-36	.438
Auburn (36)	26-35	.426
Ole Miss (37)	26-35	.426
Mississippi State (37)	25-34	.424
Vanderbilt (35)	25-36	.410
LSU (38)	25-36	.410
Missouri (3)	2-3	.400
Texas A&M (3)	1-3	.250

SEMIFINAL GAMES

OVERALL

Kentucky (41)	39-2	.951
Florida (17)	11-7	.611
Ole Miss (11)	6-5	.545
Alabama (25)	13-12	.520
Mississippi State (21)	6-6	.500
Arkansas (12)	6-7	.462
Tennessee (23)	10-13	.435
Georgia (14)	6-8	.429
South Carolina (6)	2-4	.333
Auburn (12)	3-9	.250
LSU (25)	5-20	.200
Vanderbilt (13)	2-11	.154
Missouri (0)	0-0	.000
Texas A&M (0)	0-0	.000
*Tulane (5)	3-2	.600
*Georgia Tech (8)	2-6	.250

BEFORE BREAK

Ole Miss (1)	1-0	1.000
Kentucky (17)	16-1	.941
Tennessee (13)	7-6	.538
Mississippi State (2)	1-1	.500
Alabama (8)	3-5	.375
Florida (3)	1-2	.333
Georgia (3)	1-2	.333
Vanderbilt (4)	1-3	.250
LSU (11)	2-9	.182
Auburn (1)	0-1	.000
*Tulane (5)	3-2	.600
*Georgia Tech (8)	2-6	.250

SINCE RENEWAL

Kentucky (24)	23-1	.958
Florida (14)	11-5	.688
Alabama (17)	10-7	.588
Mississippi State (10)	5-5	.500
Arkansas (12)	6-7	.462
Georgia (11)	5-6	.455
Ole Miss (10)	4-6	.400
South Carolina (6)	2-4	.333
Tennessee (10)	3-7	.300
Auburn (11)	3-8	.273
LSU (14)	3-11	.214
Vanderbilt (9)	1-8	.111
Missouri (0)	0-0	.000
Texas A&M (0)	0-0	.000

CHAMPIONSHIP GAMES

OVERALL

Vanderbilt (2)	2-0	1.000
Kentucky (39)	29-10	.744
Mississippi State (6)	3-3	.500
Alabama (13)	6-7	.462
Florida (10)	4-6	.400
Tennessee (10)	4-6	.400
Ole Miss (5)	2-3	.400
Georgia (6)	2-4	.333
Auburn (3)	1-2	.333
LSU (5)	1-4	.200
Arkansas (6)	1-5	.167
South Carolina (2)	0-2	.000
Missouri (0)	0-0	.000
Texas A&M (0)	0-0	.000
*Georgia Tech (2)	1-1	.500
*Tulane (3)	0-3	.000

BEFORE BREAK

Vanderbilt (1)	1-0	1.000
Kentucky (16)	13-3	.813
Tennessee (7)	3-4	.429
Alabama (3)	1-2	.333
Florida (1)	0-1	.000
Georgia (1)	0-1	.000
Ole Miss (1)	0-1	.000
Mississippi State (1)	0-1	.000
LSU (2)	0-2	.000
Auburn (0)	0-0	.000
*Georgia Tech (2)	1-1	.500
*Tulane (3)	0-3	.000

SINCE RENEWAL

Vanderbilt (1)	1-0	1.000
Kentucky (23)	16-7	.696
Mississippi State (5)	3-2	.600
Alabama (10)	5-5	.500
Ole Miss (4	2-2	.500
Florida (9)	4-5	.444
Georgia (5)	2-3	.400
Auburn (3)	1-2	.333
LSU (3)	1-2	.333
Tennessee (3)	1-2	.333
Arkansas (6)	1-5	.167
South Carolina (2)	0-2	.000
Missouri (0)	0-0	.000
Texas A&M (0)	0-0	.000

SEC TOURNAMENT RECORDS

INDIVIDUAL

SINGLE GAME

Most Points	42	Cliff Hagan, UK vs. Tennessee (81-66)	1952
	42	Melvin Turpin, UK vs. Georgia (92-79)	1984
Most FG Atts	36	Chris Jackson, LSU vs. Tennessee (77-95)	1989
Most FGs Made	18	Melvin Turpin, UK vs. Georgia (92-79)	1984
Most 3-Pt. FG Atts	19	Marshall Henderson, UM vs. Miss State (78-66)	2014
Most 3-Pt. FG Made	8	Greg Stolt, UF vs. LSU (97-75)	1999
	8	Rick Jones, VU vs. Miss. State (76-53)	2000
	8	Levi Stukes, UG vs. Auburn (73-59)	2004
	8	Earnest Shelton, UA vs. Ole Miss (69-52)	2005
	8	Mykal Riley, UA vs. Florida (80-69)	2008
Most FT Atts	22	BJ McKie, SC vs. Ole Miss (87-77)	1998
Most FTs Made	20	BJ McKie, SC vs. Ole Miss (87-77)	1998
Most Rebounds	21	Steve Hamer, UT vs. Alabama (77-65)	1996

TOURNAMENT

Most Points	110	Cliff Hagan, UK (4 games)	1952
Most FG Atts	94	Cliff Hagan, UK (4 games)	1952
Most FGs Made	41	Bob Pettit, LSU (4 games)	1952
Most 3-Pt. FG Atts	35	Anthony Roberson, UF (3 games)	2004
	35	Marshall Henderson, UM (2 games)	2014
Most 3 Pt.FG Made	14	Travis Ford, UK (3 games)	1993
	14	Michael Boynton, SC (3 games)	2004
	14	Anthony Roberson, UF (3 games)	2004
Most FT Atts	61	KT Harrell, AU (4 games)	2015
Most FTs Made	42	KT Harrell, AU (4 games)	2015
Most Rebounds	45	Antonio McDyess, UA (3 games)	1995

CHAMPIONSHIP GAME ONLY

Most Points	37	Alex Groza, UK vs. Tulane (68-52)	1949
	37	Bill Spivey, UK vs. Tennessee (95-58)	1950
Most FGs Made	15	Bill Spivey, UK vs. Tennessee (95-58)	1950
Most 3-Pt. FG Atts	12	Travis Ford, UK vs. LSU (82-65)	1993
Most 3-Pt. FG Made	6	Travis Ford, UK vs. LSU (82-65)	1993
	6	Tayshaun Prince, UK vs. Ole Miss (77-55)	2001
Most FT Atts	18	Kenny Walker, UK vs. Alabama (83-72)	1986
Most FTs Made	16	Kenny Walker, UK vs. Alabama (83-72)	1986
Most Rebounds	17	David Lee, UF vs. Kentucky (70-53)	2005

MISCELLANEOUS

Consecutive Championships	7	Kentucky (1944-50)	
Largest Victory Margin	69	Kentucky vs. Vanderbilt (98-29)	1947
Most Overtimes	4	Auburn vs. Georgia (95-91)	1979
Most All-Tournament Team Selections			
	4	Jack Tingle, UK, 1944-47 Wallace Jones, UK, 1946-49 Ralph Beard, UK,1946-49	
Players on All-Tournament Team			
	5	Kentucky (Jack Tingle, Joe Holland, Wallace Jones, Ken Rollins, Ralph Beard)	1947
	4	Kentucky (Wayne Turner, Heshimu Evans, Nazr Mohammed, Scott Padgett)	1998
	4	Florida (Corey Brewer, Taurean Green, Al Horford, Joakim Noah)	2007
Overall Attendance		250,301 Atlanta, Ga. (Georgia Dome)	1995
Single Game Attendance		30,057 Kentucky vs. Arkansas (Finals)	1995
Championship Game Attend.		30,057 Kentucky vs. Arkansas (Finals)	1995

TEAM

SINGLE GAME – ONE TEAM

Most Points	102	Arkansas vs. Tennessee (96)	1998
Fewest Points	11	Georgia vs. Tennessee (35)	1937
Most FG Atts	115	Vanderbilt vs. Florida (63-66)	1952
Most FGs Made	44	Kentucky vs. Vanderbilt (98-29)	1947
Best FG Pct.	68.3	Kentucky (43 of 63) vs. Alabama (101-100)	1979
Fewest FG Atts	30	Alabama vs. Miss. State (15 made) (42-31)	1985
Fewest FGs Made	3	Georgia vs. Tennessee (11-35)	1937
Most 3-Pt. FG Atts.	44	Kentucky vs. LSU (14 made) (82-65)	1993
Most 3-Pt. FG Made	17	Florida vs. LSU (36 atts) (97-75)	1999
Best 3-Pt. FG Pct.	100.0	Miss. State (3 of 3) vs. LSU (54-68)	1987
Fewest 3-Pt. FG Made	1	by 18 teams, most recently:	
	1	Alabama vs. South Carolina (57-63)	2012
	1	Kentucky vs. LSU (60-51)	2012
	1	Missouri vs. Florida (72-49)	2014
	1	Mississippi State vs. Auburn (68-74)	2015
Most FT Atts	53	Missouri vs. Texas A&M (91-83)	2014
Most FTs Made	40	Missouri vs. Texas A&M (91-83)	2014
Best FT Pct.	100.0	Florida (10 of 10) vs. Mississippi St. (80-64)	2005
	100.0	Mississippi St. (8 of 8) vs. Vanderbilt (81-87)	2011
	100.0	Florida (2 of 2) vs. Kentucky (71-74)	2012
Fewest FT Atts	2	Florida vs. Kentucky (71-74)	2012
Fewest FTs Made	1	Auburn vs. Kentucky (49-51)	1984
	1	Georgia vs. Mississippi St. (60-79)	2009
Most Rebounds	53	Kentucky vs. Alabama (82-71)	1998
Most Pts by Losing Team	100	Alabama vs. Kentucky (101)	1979

SINGLE GAME – BOTH TEAMS

Most Points	201	Kentucky vs. Alabama (101-100)	1979
Fewest Points	39	Alabama vs. Tennessee (21-18)	1942
Most FG Atts	202	Tulane 103, Georgia 99	1949
Most FGs Made	84	Kentucky 43, Alabama 41	1979
Best FG Pct.	62.7	Kentucky (43 of 63), Alabama (41 of 71)	1979
Fewest FG Atts	63	Auburn 31, Miss. State 32	1982
Fewest FGs Made	13	Alabama 7, Tennessee 6	1942
Most 3-Pt. FG Atts	64	Kentucky 44, LSU 20	1993
	64	Kentucky 36, Arkansas 28	1994
Most 3-Pt. FG Made	24	Florida 17, LSU 7	1999
Most FT Atts	81	South Carolina 50, Arkansas 31	2004
	81	Missouri 53, Texas A&M 28	2014
Most FTs Made	65	South Carolina 39, Arkansas 26	2004
Fewest FT Atts	9	Kentucky 3, Auburn 6	1984
Fewest FTs Made	6	Kentucky 1, Auburn 5	1984
Most Rebounds	97	LSU 49, Miss. State 48	2009

TOURNAMENT

Most Points	332	Kentucky (4 games: 82, 101, 80, 69)	1979
Most FGs Made	137	Kentucky (4 games)	1947
Best FG Pct.	58.6	Kentucky (126 of 215, 4 games)	1979
Most 3-Pt. FG Atts	91	Kentucky (36 made, 3 games)	1993
Most 3-Pt. FG Made	36	Kentucky (91 atts, 3 games)	1993
Most FT Atts	142	Auburn (95 made, 4 games)	2015
Most FTs Made	95	Auburn (142 attempts, 4 games)	2015

CHAMPIONSHIP GAME ONLY

Most Points	95	Kentucky vs. Georgia (68)	1997
	95	Kentucky vs. Arkansas (93) (ot)	1995
	95	Kentucky vs. Tennessee (58)	1950
Fewest Points	25	Florida vs. Alabama (41)	1934
	25	Alabama vs. Tennessee (29)	1936
	25	Tennessee vs. Kentucky (39)	1937
Most Points-Both Tm	188	Kentucky 95, Arkansas 93 (ot)	1995
Fewest Points-Both Tm	54	Tennessee 29, Alabama 25	1936

SEC TOURNAMENT SINGLE-GAME SUPERLATIVES

INDIVIDUAL

SCORING (MIN. 30 POINTS)

42	Melvin Turpin, UK vs. UG (1984)
39	John Stroud, UM vs. UK (1979)
39	Todd Day, AR vs. UA (1992)
38	Reggie King, UA vs. UK (1979)
37	Chris Jackson, LSU vs. UT (1989)
37	BJ McKie, USC vs. UM (1998)
35	Anthony Roberson, UF vs. VU (2004)
34	Derrick Dennison, AU vs. LSU (1990)
34	Travis Leslie, UG vs. VU (2010)
33	Dale Ellis, UT vs. LSU (1983)
33	Rod Grizzard, UA vs. UT (2002)
32	Kyle Macy, UK vs. UM (1979)
32	Michael Boynton, SC vs. AR (2004)
32	Kentavious Caldwell-Pope, UF vs. LS (2013)
31	Dominique Wilkins, UG vs. UA (1981)
31	Dale Ellis, UT vs. UM (1981)
31	Anthony Wilson, LSU vs. UG (1987)
31	Gerald Glass, UM vs. AU (1989)
31	Steve Hamer, UT vs. UA (1996)
31	Kenyan Weaks, UF vs. AU (1998)
31	D.A. Layne, UG vs. AR (2000)
30	Tony White, UT vs. UF (1984)
30	Tony White, UT vs. VU (1987)
30	Litterial Green, UG vs. MSU (1989)
30	Jeff Malone, MSU vs. VU (1993)
30	Corliss Williamson, ARK vs. UK (1994)

REBOUNDS

21	Steve Hamer, UT vs. UA (1996)
20	John Williams, LSU vs. UF (1986)
20	Antonio McDyess, UA vs. Ark (1995)
18	Chris Mills, UK vs. VU (1989)
18	Jeremy Hays, UA vs. VU (1998)
18	Charles Thomas, AR vs. MS (2007)
18	Michael Washington, AR vs. UF (2009)
17	Bobby Lee Hurt, UA vs. MSU (1983)
17	David Lee, UF vs. UK (2005)
17	Jeronne Maymon, UT vs. UM (2012)
16	Melvin Turpin, UK vs. UG (1984)
16	Charles Claxton, UG vs. AR (1992)
16	Shaquille O'Neal, LSU vs. UT (1992)
16	Aaron Swinson, AU vs. UT (1993)
16	Geert Hammink, LSU vs. UK (1993)
16	Corliss Williamson, AR vs. UK (1994)
16	Derrick Allen, UM vs. SC (2003)
16	Julius Randle, UK vs. LSU (2014)
16	Jarell Martin, LS vs. AU (2015)

FIELD GOALS (ATTS)

18 (22)	Melvin Turpin, UK vs. UG (1984)
15 (21)	John Stroud, UM vs. UK (1979)
15 (26)	Reggie King, UA vs. UK (1979)
14 (25)	Dale Ellis, UT vs. UM (1981)
14 (22)	Dale Ellis, UT vs. LSU (1983)
14 (19)	Corey Allen, UT vs. LSU (1992)
14 (26)	Todd Day, AR vs. UA (1992)

FIELD GOAL ATTEMPTS (MADE)

36 (15)	Chris Jackson, LSU vs. UT (1989)
26 (14)	Todd Day, AR vs. UA (1992)
26 (15)	Reggie King, UA vs. UK (1979)
26 (13)	Gerald Glass, UM vs. AU (1989)
25 (14)	Dale Ellis, UT vs. UM (1981)
25 (11)	Vern Fleming, UG vs. UK (1984)
25 (8)	Tony White, UT vs. UG (1985)

THREE-POINT FIELD GOALS (ATTS)

8 (15)	Greg Stolt, UF vs. LSU (1999)
8 (9)	Rick Jones, VU vs. MSU (2000)
8 (9)	Mykal Riley, UA vs. UF (2008)
8 (12)	Levi Stukes, UG vs. AU (2004)
8 (11)	Earnest Shelton, UA vs. UM (2005)
7 (12)	Brandon Wharton, UT vs. UG (1996)
7 (12)	Pat Bradley, ARK vs. USC (1996)
7 (10)	Brian Williams, UA vs. UF (1997)
7 (8)	Anthony Roberson, UF vs. VU (2004)
7 (16)	Earnest Shelton, UA vs. UF (2004)
7 (11)	David Huertas, UM vs. UG (2008)
7 (19)	Marshall Henderson, UM vs. MS (2014)
6	18 Players
Last:	Kentavious Caldwell-Pope, UG vs. LS (2013)

THREE-POINT FIELD GOAL ATTEMPTS (MADE)

19 (7)	Marshall Henderson, UM vs. MS (2014)
17 (6)	Jody Patton, UG vs. UT (1991)
16 (7)	Earnest Shelton, UA vs. UF (2004)
16 (4)	Anthony Roberson, UF vs. UA (2004)
16 (2)	Marshall Henderson, UM vs. UG (2014)
15 (8)	Greg Stolt, UF vs. LSU (1999)
15 (4)	Chris Warren, UM vs. UK (2011)
15 (6)	Kentavious Caldwell-Pope, UG vs. LS (2013)
14 (4)	Mario Moore, VU vs. UF (2004)
13 (4)	Ronnie Battle, AU vs. LSU (1990)
13 (3)	Dale Brown, UK vs. LSU (1993)
13 (2)	Rod Grizzard, UA vs. USC (2000)
13 (4)	Mario Moore, VU vs. AU (2005)
13 (5)	John Jenkins, VU vs. UM (2012)
12	13 Players
Last:	Marshall Henderson, UM vs. MO (2013)

ASSISTS

12	Sean Tuohy, UM vs. UK (1980)
12	Ennis Whatley, UA vs. UG (1982)
12	Eric Smith, UM vs. UG (1987)
11	Robert Scott, UA vs. UK (1979)
11	Gerald White, AU vs. UM (1985)
11	Terry Coner, UA vs. MSU (1986)
11	Derrick Zimmerman, MS vs. LS (2003)
11	Devan Downey, USC vs. LS (2008)
11	Gerald Robinson, UG vs. UA (2011)
11	Dee Bost, MS vs. VU (2011)
10	10 Players
Last:	Drew Maddox, VU vs. UM (1997)

BLOCKS

9	Andre Riddick, UK vs. LSU (1993)
8	Kalpatrick Wells, MSU vs. VU (1983)
7	Dwayne Schintzius, UF vs. UG (1989)
7	Shaquille O'Neal, LSU vs. AU (1990)
7	Andre Riddick, UK vs. AR (1994)
7	Jarvis Varnado, MS vs. LSU (2009)
7	Sam Muldrow, SC vs. UM (2011)
7	Asauhn Dixon-Tatum, AU vs. SC (2014)

STEALS

7	Terry Coner, UA vs. AU (1987)
7	Clarence Swearengen, UT vs. UF (1988)
7	Reggie Tinch, UG vs. UM (1992)
7	Jared Prickett, UK vs. UT (1993)
7	T.J. Cleveland, AR vs. LSU (2000)
6	8 Players
Last:	Gerald Robinson, UG vs. UA (2011)

TEAM

POINTS

High	102	ARK vs. UT (1998)
Low	36	MSU vs. AU (1982)

REBOUNDS

High	53	UK vs. UA (1998)
Low	16	UT vs. VU (1982)

FIELD GOALS (ATTS)

High	43 (63)	UK vs. UA (1979)
Low	13 (42)	2-Last: (42) MSU vs. UA (1985)

FIELD GOAL ATTEMPTS (MADE)

High	81 (41)	UG vs. AU (1979)
Low	30 (15)	UA vs. MSU (1985)

FIELD GOAL PERCENTAGE

High	68.3	UK (43-63) vs. UA (1979)
Low	23.1	UT (15-65) vs. UK (1993)

THREE-POINT FIELD GOALS (ATTS)

High	17 (36)	UF vs. LSU (1999)
Low	1	19-Last: (12) MS vs. AU (2015)

THREE-POINT FIELD GOAL ATTEMPTS (MADE)

High	44 (14)	UK vs. LSU (1993)
Low	3	3-Last: (1) UG vs. MSU (1988)

THREE-POINT FIELD GOAL PERCENTAGE (MIN. 10)

High	73.3	SC (11-15) vs. AU (2014)
Low	5.3	UK (1-19) vs. SC (2002)

FREE THROWS (ATTS)

High	40 (53)	MO vs. AM (2014)
Low	1 (3)	UK vs. AU (1984)
	1 (4)	UG vs. MS (2009)

FREE THROW ATTEMPTS (MADE)

High	53 (40)	MO vs. AM (2014)
Low	2 (2)	UF vs. UK (2012)

FREE THROW PERCENTAGE (MIN. 15)

High	96.7	UG (29-30) vs. MSU (1998)
Low	31.6	MSU (6-19) vs. UG (1993)

ASSISTS

High	30	UK vs. UT (1993)
Low	2	UF vs. UG (1988)

TURNOVERS

High	30	UT vs. UK (1993)
Low	3	VU vs. UF (2004)

BLOCKS

High	13	LSU vs. AU (1990)
Low	0	44-Last: AU vs. UK (2015)

STEALS

High	19	UK vs. UT (1993)
Low	0	3-Last: UF vs. UA (2013)

SEC TOURNAMENT RESULTS

1933

Feb. 24-28
Atlanta AC, Atlanta, Ga.

FIRST ROUND
Alabama 41, Sewanee 28
Tulane 46, Georgia 22
Kentucky 49, Ole Miss 31
LSU 57, Auburn 33
Tennessee 30, Georgia Tech 24
SECOND ROUND
Miss. State 30, Alabama 25
Vanderbilt 28, Tulane 25
Kentucky 48, Florida 24
LSU 55, Tennessee 43
SEMIFINALS
Miss. State 48, Vanderbilt 36
Kentucky 51, LSU 38
FINALS
Kentucky 46, Miss. State 27

1934

Feb. 23-27
Atlanta AC, Atlanta, Ga.

FIRST ROUND
Georgia 33, Georgia Tech 19
Tennessee 43, Auburn 26
SECOND ROUND
Florida 38, Kentucky 32
Vanderbilt 46, Georgia 29
Tennessee 42, LSU 35
Alabama 37, Miss. State 25
SEMIFINALS
Florida 24, Vanderbilt 23
Alabama 29, Tennessee 26
FINALS
Alabama 41, Florida 25

1936

Feb. 28-Mar. 2
Alumni Memorial Gym, Knoxville, Tenn.

FIRST ROUND
Auburn 43, Georgia 26
SECOND ROUND
Georgia Tech 42, Vanderbilt 37
Alabama 52, LSU 30
Kentucky 41, Miss. State 39
Tennessee 43, Auburn 25
SEMIFINALS
Alabama 43, Georgia Tech 34
Tennessee 39, Kentucky 28
FINALS
Tennessee 29, Alabama 25

1937

Feb. 26-Mar. 1
Alumni Memorial Gym, Knoxville, Tenn.

FIRST ROUND
Georgia Tech 43, Miss. State 30
Kentucky 57, LSU 37
Alabama 35, Ole Miss 34
Tennessee 35, Georgia 11
SEMIFINALS
Kentucky 40, Georgia Tech 30
Tennessee 42, Alabama 25
FINALS
Kentucky 39, Tennessee 25
Note: Only eight teams invited.

1938

March 3-5
Huey Long Field House,
Baton Rouge, La.

FIRST ROUND
Vanderbilt 50, Alabama 26
Tulane 47, Georgia 36
Tennessee 41, Miss. State 34
SECOND ROUND
Georgia Tech 50, Vanderbilt 18
Tulane 38, Kentucky 36
Ole Miss 45, Tennessee 40
LSU 60, Auburn 34
SEMIFINALS
Georgia Tech 44, Tulane 29
Ole Miss 68, LSU 40
FINALS
Georgia Tech 58, Ole Miss 47

1939

March 1-4
Alumni Memorial Gym, Knoxville, Tenn.

FIRST ROUND
Vanderbilt 73, Miss. State 40
Auburn 43, Tulane 30
Ole Miss 42, Georgia Tech 38
LSU 55, Sewanee 35
SECOND ROUND
Vanderbilt 41, Alabama 35
Tennessee 49, Auburn 35
Kentucky 49, Ole Miss 30
LSU 50, Georgia 28
SEMIFINALS
Tennessee 39, Vanderbilt 36
Kentucky 53, LSU 34
FINALS
Kentucky 46, Tennessee 38

1940

Feb. 28-Mar. 2
Alumni Memorial Gym, Knoxville, Tenn.

FIRST ROUND
LSU 57, Tulane 44
Georgia 48, Auburn 41
Vanderbilt 46, Miss. State 36
Tennessee 55, Georgia Tech 43
SECOND ROUND
Alabama 51, LSU 25
Georgia 45, Ole Miss 28
Kentucky 44, Vanderbilt 34
Tennessee 42, Florida 32
SEMIFINALS
Georgia 30, Alabama 28
Kentucky 30, Tennessee 29
FINALS
Kentucky 51, Georgia 43

1941

Feb. 27-Mar. 1
Jefferson Co. Armory, Louisville, Ky.

FIRST ROUND
Tennessee 35, Miss. State 29
Vanderbilt 63, LSU 49
Alabama 39, Georgia Tech 33
Kentucky 62, Ole Miss 52
SECOND ROUND
Tennessee 41, Georgia 39
Florida 48, Vanderbilt 41
Alabama 38, Auburn 16
Kentucky 59, Tulane 30
SEMIFINALS
Tennessee 47, Florida 26
Kentucky 39, Alabama 37
FINALS
Tennessee 36, Kentucky 33

1942

February 26-29
Jefferson Co. Armory, Louisville, Ky.

FIRST ROUND
Alabama 37, Georgia Tech 32
Tennessee 62, Georgia 50
Auburn 36, Vanderbilt 34
Kentucky 42, Florida 36
SECOND ROUND
Alabama 45, LSU 31 ot
Tennessee 50, Miss. State 40
Auburn 45, Tulane 36
Kentucky 59, Ole Miss 32
SEMIFINALS
Alabama 21, Tennessee 18
Kentucky 40, Auburn 31
FINALS
Kentucky 36, Alabama 34

1943

February 25-27
Jefferson Co. Armory, Louisville, Ky.

FIRST ROUND
LSU 67, Auburn 38
Georgia 36, Ole Miss 27
Kentucky 48, Tulane 31
SECOND ROUND
LSU 46, Alabama 41
Tennessee 41, Vanderbilt 31
Miss. State 48, Georgia Tech 41
Kentucky 59, Georgia 30
SEMIFINALS
Tennessee 52, LSU 34
Kentucky 52, Miss. State 43
FINALS
Tennessee 33, Kentucky 30

1944

February 24-25
Jefferson Co. Armory, Louisville, Ky.

FIRST ROUND
Georgia Tech 63, Vanderbilt 51
Kentucky 57, Georgia 29
SEMIFINALS
Tulane 66, Georgia Tech 55
Kentucky 55, LSU 28
FINALS
Kentucky 62, Tulane 46
Note: Only six teams participated due to World War II

1945

Feb. 28-Mar. 3
Jefferson Co. Armory, Louisville, Ky.

FIRST ROUND
Georgia Tech 68, Georgia 49
Tennessee 59, Ole Miss 37
Kentucky 57, Florida 35
SECOND ROUND
Georgia Tech 60,Miss. State 43
Tennessee 56, Auburn 24
Alabama 51, Tulane 31
Kentucky 68, LSU 37
SEMIFINALS
Tennessee 41, Georgia Tech 37
Kentucky 52, Alabama 41
FINALS
Kentucky 39, Tennessee 35

1946

Feb. 28-Mar. 2
Jefferson Co. Armory, Louisville, Ky.

FIRST ROUND
Georgia 36, Georgia Tech 30
LSU 74, Tulane 29
Tennessee 46, Vanderbilt 32
Kentucky 69, Auburn 24
SECOND ROUND
Georgia 45, Miss. State 44
LSU 69, Ole Miss 34
Alabama 35, Tennessee 24
Kentucky 69, Florida 32
SEMIFINALS
LSU 60, Georgia 41
Kentucky 59, Alabama 30
FINALS
Kentucky 59, LSU 36

1947

February 27-29
Jefferson Co. Armory, Louisville, Ky.

FIRST ROUND
Tennessee 58, Georgia 45
LSU 61, Ole Miss 36
Georgia Tech 65,Miss. State 52
Kentucky 98, Vanderbilt 29
SECOND ROUND
Tulane 47, Tennessee 41
LSU 60, Florida 45
Georgia Tech 43, Alabama 40
Kentucky 84, Auburn 18
SEMIFINALS
Tulane 63, LSU 50
Kentucky 75, Georgia Tech 53
FINALS
Kentucky 55, Tulane 38

1948

March 4-6
Jefferson Co. Armory, Louisville, Ky.

FIRST ROUND
Georgia Tech 46, Alabama 34
Tulane 47, Auburn 40
Tennessee 73, Miss. State 52
Kentucky 87, Florida 31
SECOND ROUND
Georgia Tech 60, Georgia 57
Tulane 67, Vanderbilt 53
Tennessee 81, Ole Miss 62
Kentucky 63, LSU 47
SEMIFINALS
Georgia Tech 50, Tulane 40
Kentucky 70, Tennessee 47
FINALS
Kentucky 54, Georgia Tech 43

1949

March 3-5
Jefferson Co. Armory, Louisville, Ky.

FIRST ROUND
LSU 55, Georgia Tech 53
Tulane 64, Alabama 42
Tennessee 73, Miss. State 46
Kentucky 73, Florida 36
SECOND ROUND
LSU 60, Vanderbilt 56
Tulane 92, Georgia 62
Tennessee 74, Ole Miss 49
Kentucky 70, Auburn 39
SEMIFINALS
Tulane 72, LSU 63
Kentucky 83, Tennessee 44
FINALS
Kentucky 68, Tulane 52

1950

March 2-4
Jefferson Co. Armory, Louisville, Ky.

FIRST ROUND
LSU 66, Florida 57
Tennessee 63, Georgia Tech 56
Georgia 59, Ole Miss 58
Miss. State 56, Tulane 47
SECOND ROUND
LSU 73, Auburn 45
Tennessee 50, Vanderbilt 44
Georgia 52, Alabama 51 ot
Kentucky 56, Miss. State 46
SEMIFINALS
Tennessee 81, LSU 79 ot
Kentucky 79, Georgia 63
FINALS
Kentucky 95, Tennessee 58

1951

March 1-3
Jefferson Co. Armory, Louisville, Ky.

FIRST ROUND
Vanderbilt 88, Tennessee 52
Ole Miss 44, Alabama 42
Tulane 66, Florida 62
Kentucky 92, Miss. State 70
SECOND ROUND
Vanderbilt 70, Georgia 60
LSU 62, Ole Miss 57
Georgia Tech 63, Tulane 61 ot
Kentucky 84, Auburn 54
SEMIFINALS
Vanderbilt 75, LSU 63
Kentucky 82, Georgia Tech 56
FINALS
Vanderbilt 61, Kentucky 57

1952

Feb. 28-Mar. 1
Jefferson Co. Armory, Louisville, Ky.

FIRST ROUND
LSU 77, Miss. State 44
Vanderbilt 61, Georgia 49
Alabama 63, Auburn 49
Kentucky 80, Georgia Tech 59
SECOND ROUND
LSU 75, Ole Miss 60
Florida 66, Vanderbilt 63
Tennessee 61, Alabama 60
Kentucky 85, Tulane 61
SEMIFINALS
LSU 77, Florida 69
Kentucky 81, Tennessee 66
FINALS
Kentucky 44, LSU 43

1979

Feb. 28-Mar. 3
Birmingham Coliseum, Birmingham, Ala.
Attendance: 120,837

FIRST ROUND
Alabama 81, Florida 64
Kentucky 82, Ole Miss 77
Georgia 75, Miss. State 72
Auburn 59, Vanderbilt 53
SECOND ROUND
Kentucky 101, Alabama 100
Auburn 95, Georgia 91 4ot
SEMIFINALS
Tennessee 75, Auburn 64
Kentucky 80, LSU 67
FINALS
Tennessee 75, Kentucky 69 ot

1980

Feb. 27-Mar. 1
Birmingham Coliseum, Birmingham, Ala.
Attendance: 99,609

FIRST ROUND
Florida 72, Vanderbilt 71
Auburn 79, Georgia 71
SECOND ROUND
Ole Miss 76, Tennessee 74
Alabama 76, Miss. State 75
LSU 95, Florida 82
Kentucky 69, Auburn 61
SEMIFINALS
LSU 73, Alabama 66
Kentucky 70, Ole Miss 67
FINALS
LSU 80, Kentucky 78

1981

March 4-7
Birmingham Coliseum, Birmingham, Ala.
Attendance: 92,833

FIRST ROUND
Vanderbilt 71, Miss. State 58
Florida 50, Auburn 48
SECOND ROUND
Ole Miss 81, Tennessee 72
Georgia 88, Alabama 80
Vanderbilt 60, Kentucky 55
LSU 85, Florida 73
SEMIFINALS
Ole Miss 71, Vanderbilt 51
Georgia 68, LSU 60
Finals
Ole Miss 66, Georgia 62

1982

March 3-6
Rupp Arena, Lexington, Ky.
Attendance: 154,624

FIRST ROUND
Vanderbilt 47, Florida 46 2ot
Auburn 38, Miss. State 36 ot
SECOND ROUND
Alabama 85, Georgia 74
Ole Miss 59, LSU 52
Tennessee 57, Vanderbilt 54
Kentucky 89, Auburn 66
SEMIFINALS
Alabama 56, Tennessee 50
Kentucky 62, Ole Miss 58
FINALS
Alabama 48, Kentucky 46

1983

March 7-10
Birmingham Coliseum, Birmingham, Ala.
Attendance: 130,972

FIRST ROUND
Alabama 62, Auburn 61
Tennessee 78, Florida 62
SECOND ROUND
Miss. State 76, Vanderbilt 61
Georgia 69, Ole Miss 55
Alabama 69, Kentucky 64
Tennessee 74, LSU 71
SEMIFINALS
Alabama 51, Miss. State 50
Georgia 79, Tennessee 60
FINALS
Georgia 86, Alabama 71

1984

March 7-10
Memorial Gym, Nashville, Tenn.
Attendance: 136,046 (sellout)

FIRST ROUND
Vanderbilt 77, Ole Miss 57
Georgia 52, Miss. State 49
SECOND ROUND
Tennessee 80, Florida 74 ot
Alabama 72, LSU 70 ot
Auburn 59, Vanderbilt 58
Kentucky 92, Georgia 79
SEMIFINALS
Auburn 60, Tennessee 58
Kentucky 48, Alabama 46
FINALS
Kentucky 51, Auburn 49

1985

March 6-9
Birmingham Coliseum, Birmingham, Ala.
Attendance: 122,900

FIRST ROUND
Tennessee 71, Vanderbilt 51
Auburn 68, Ole Miss 60
SECOND ROUND
Alabama 42, Miss. State 31
Florida 58, Kentucky 55
Georgia 67, Tennessee 61
Auburn 58, LSU 55
SEMIFINALS
Alabama 74, Georgia 53
Auburn 43, Florida 42
FINALS
Auburn 53, Alabama 49 ot

1986

March 5-8
Rupp Arena, Lexington, Ky.
Attendance: 148,005

FIRST ROUND
Miss. State 62, Vanderbilt 54
Ole Miss 73, Tennessee 56
SECOND ROUND
Alabama 79, Georgia 59
LSU 72, Florida 66
Miss. State 65, Auburn 63
Kentucky 95, Ole Miss 69
SEMIFINALS
Alabama 77, Miss. State 65
Kentucky 61, LSU 58
FINALS
Kentucky 83, Alabama 72

1987

March 6-9
The Omni, Atlanta, Ga.
Attendance: 105,616

FIRST ROUND
LSU 68, Miss. State 54
Tennessee 74, Vanderbilt 57
SECOND ROUND
Georgia 65, Ole Miss 63
Auburn 79, Kentucky 72
LSU 72, Florida 66
Alabama 68, Tennessee 60
SEMIFINALS
LSU 89, Georgia 88 2ot
Alabama 87, Auburn 68
FINALS
Alabama 69, LSU 62

1988

March 10-13
Assembly Ctr., Baton Rouge, La.
Attendance: 126,832

FIRST ROUND
Georgia 64, Miss. State 43
Ole Miss 64, Alabama 59 ot
SECOND ROUND
LSU 87, Vanderbilt 80
Florida 69, Tennessee 60
Kentucky 82, Ole Miss 64
Georgia 65, Auburn 60
SEMIFINALS
Kentucky 86, LSU 80
Georgia 72, Florida 70
FINALS
Kentucky 62, Georgia 57

1989

March 9-12
Thompson-Boling Arena, Knoxville, Tenn.
Attendance: 134,280

FIRST ROUND
Georgia 83, Miss. State 68
Ole Miss 80, Auburn 68
SECOND ROUND
Tennessee 95, LSU 77
Vanderbilt 77, Kentucky 63
Florida 62, Georgia 61
Alabama 64, Ole Miss 56
SEMIFINALS
Florida 76, Tennessee 71
Alabama 83, Vanderbilt 79
FINALS
Alabama 72, Florida 60

1990

March 8-11
Orlando Arena, Orlando, Fla.
Attendance: 75,982

FIRST ROUND
Vanderbilt 68, Florida 58
SECOND ROUND
Ole Miss 87, Tennessee 86
Auburn 78, LSU 76
Vanderbilt 78, Georgia 74 ot
Alabama 59, Miss. State 44
SEMIFINALS
Ole Miss 65, Vanderbilt 62
Alabama 87, Auburn 71
FINALS
Alabama 70, Ole Miss 51

1991

March 7-10
Memorial Gym, Nashville, Tenn.
Attendance: 121,851

FIRST ROUND
Tennessee 94, Ole Miss 85
SECOND ROUND
Auburn 92, LSU 77
Tennessee 87, Miss. State 70
Alabama 71, Florida 65
Georgia 80, Vanderbilt 72
SEMIFINALS
Alabama 77, Auburn 59
Tennessee 85, Georgia 65
FINALS
Alabama 88, Tennessee 69

1992

March 12-15
BJCC, Birmingham, Ala.
Attendance: 163,812 (sellout)

FIRST ROUND
Vanderbilt 77, Miss. State 55
Georgia 85, Ole Miss 66
Tennessee 70, So. Carolina 63
SECOND ROUND
Kentucky 76, Vanderbilt 57
Arkansas 73, Georgia 60
LSU 99, Tennessee 89
Alabama 62, Florida 60
SEMIFINALS
Kentucky 80, LSU 74
Alabama 90, Arkansas 89
FINALS
Kentucky 80, Alabama 54

1993

March 11-14
Rupp Arena, Lexington Ky.
Attendance: 240,373 (sellout)

FIRST ROUND
Alabama 87, So. Carolina 79
Georgia 87, Miss. State 56
Ole Miss 67, Florida 62
Tennessee 78, Auburn 76
SECOND ROUND
Vanderbilt 76, Alabama 59
Arkansas 65, Georgia 60
LSU 89, Ole Miss 70
Kentucky 101, Tennessee 40
SEMIFINALS
LSU 72, Vanderbilt 62
Kentucky 92, Arkansas 81
FINALS
Kentucky 82, LSU 65

1994

March 10-13
The Pyramid, Memphis, Tenn.
Attendance: 195,942

FIRST ROUND
South Carolina 80, Ole Miss 57
Georgia 83, LSU 70
Auburn 81, Vanderbilt 56
Miss. State 73, Tennessee 69
SECOND ROUND
Florida 84, South Carolina 57
Arkansas 95, Georgia 83
Alabama 83, Auburn 55
Kentucky 95, Miss. State 76
SEMIFINALS
Florida 68, Alabama 52
Kentucky 90, Arkansas 78
FINALS
Kentucky 73, Florida 60

1995

March 9-12
Georgia Dome, Atlanta, Ga.
Attendance: 250,301

FIRST ROUND
Vanderbilt 85, LSU 61
Auburn 81, South Carolina 66
Alabama 55, Tennessee 43
Florida 63, Ole Miss 59
SECOND ROUND
Arkansas 73, Vanderbilt 72
Kentucky 93, Auburn 81
Alabama 68, Georgia 57
Florida 80, Miss. State 64
SEMIFINALS
Arkansas 69, Alabama 58
Kentucky 86, Florida 72
FINALS
Kentucky 95, Arkansas 93 ot

1996

March 7-10
La. Superdome, New Orleans, La.
Attendance: 195,836

FIRST ROUND
Florida 75, Ole Miss 62
Auburn 68, Vanderbilt 65
South Carolina 85, LSU 76
Tennessee 77, Alabama 65
SECOND ROUND
Kentucky 100, Florida 76
Miss. State 69, Auburn 58
Arkansas 80, South Carolina 58
Georgia 74, Tennessee 63
SEMIFINALS
Kentucky 95, Arkansas 75
Miss. State 86, Georgia 68
FINALS
Miss. State 84, Kentucky 73

1997

March 6-9
The Pyramid, Memphis, Tenn.
Attendance: 172,027

FIRST ROUND
Vanderbilt 73,Miss. State 67 ot
Alabama 80, Florida 66
Auburn 67, Tennessee 54
Georgia 75, LSU 54
SECOND ROUND
Ole Miss 64, Vanderbilt 62
So. Carolina 72, Alabama 61
Kentucky 92, Auburn 50
Georgia 65, Arkansas 63
SEMIFINALS
Kentucky 88, Ole Miss 70
Georgia 78, South Carolina 63
FINALS
Kentucky 95, Georgia 68

1998

March 5-8
Georgia Dome, Atlanta, Ga.
Attendance: 209,867

FIRST ROUND
Alabama 72, Vanderbilt 62
Georgia 79, Miss. State 76
Tennessee 73, LSU 62
Florida 68, Auburn 64
SECOND ROUND
Kentucky 82, Alabama 71
Ole Miss 72, Georgia 67
Arkansas 102, Tennessee 96
South Carolina 71, Florida 60
SEMIFINALS
Kentucky 99, Arkansas 74
South Carolina 87, Ole Miss 77
FINALS
Kentucky 86, South Carolina 56

1999

March 4-7
Georgia Dome, Atlanta, Ga.
Attendance: 225,587

FIRST ROUND
Alabama 65, Georgia 58
Miss. State 76, Vanderbilt 58
Ole Miss 64, South Carolina 60
Florida 97, LSU 75
SECOND ROUND
Auburn 93, Alabama 61
Miss. State 62, Tennessee 58
Kentucky 83, Ole Miss 73
Arkansas 75, Florida 74
SEMIFINALS
Kentucky 69, Auburn 57
Arkansas 84, Miss. State 79 ot
FINALS
Kentucky 76, Arkansas 63

2000

March 9-12
Georgia Dome, Atlanta, Ga.
Attendance: 208,785

FIRST ROUND
So. Carolina 69, Alabama 59
Vanderbilt 76, Miss. State 53
Florida 89, Ole Miss 67
Arkansas 71, Georgia 64
SECOND ROUND
So. Carolina 75, Tennessee 68
LSU 71, Vanderbilt 60
Auburn 78, Florida 70
Arkansas 86, Kentucky 72
SEMIFINALS
Auburn 77, So. Carolina 72 ot
Arkansas 69, LSU 67
FINALS
Arkansas 75, Auburn 67

2001

March 8-11
Gaylord Entertainment Center,
Nashville, Tenn.
Attendance: 203,489

FIRST ROUND
Tennessee 73, Auburn 66
So. Carolina 69,Miss. State 62
Alabama 78, Vanderbilt 59
LSU 63, Georgia 62
SECOND ROUND
Ole Miss 86, Tennessee 73
Kentucky 78, South Carolina 65
Florida 69, Alabama 61
Arkansas 77, LSU 72
SEMIFINALS
Ole Miss 74, Florida 69
Kentucky 87, Arkansas 78
FINALS
Kentucky 77, Ole Miss 55

2002

March 7-10
Georgia Dome, Atlanta, Ga.
Attendance: 198,929

FIRST ROUND
LSU 69, Vanderbilt 62
Tennessee 68, Arkansas 61
Florida 81, Auburn 63
South Carolina 69, Ole Miss 67
SECOND ROUND
LSU 78, Georgia 76
Alabama 91, Tennessee 72
Miss. State 62, Florida 52
South Carolina 70, Kentucky 57
SEMIFINALS
Miss. State 57, LSU 51
Alabama 65, So. Carolina 57
FINALS
Miss. State 61, Alabama 58

2003

March 13-16
La. Superdome, New Orleans, La.
Attendance: 166,410

FIRST ROUND
Ole Miss 62, South Carolina 56
LSU 85, Arkansas 56
Vanderbilt 82, Alabama 69
SECOND ROUND
Miss. State 73, Ole Miss 64
LSU 65, Florida 61
Kentucky 81, Vanderbilt 63
Auburn 66, Tennessee 53
SEMIFINALS
Miss. State 76, LSU 61
Kentucky 78, Auburn 58
FINALS
Kentucky 64, Miss. State 57

2004

March 11-14
Georgia Dome, Atlanta, Ga.
Attendance: 195,630

FIRST ROUND
Georgia 73, Auburn 59
South Carolina 91, Arkansas 81
Vanderbilt 70, Ole Miss 50
Alabama 84, Tennessee 49
SECOND ROUND
Kentucky 69, Georgia 60
South Carolina 85, LSU 64
Vanderbilt 74, Miss. State 70 ot
Florida 75, Alabama 73 ot
SEMIFINALS
Kentucky 78, South Carolina 63
Florida 91, Vanderbilt 69
FINALS
Kentucky 89, Florida 73

2005

March 10-13
Georgia Dome, Atlanta, Ga.
Attendance: 212,122

FIRST ROUND
Ole Miss 53, South Carolina 52
Miss. State 76, Georgia 65
Tennessee 65, Arkansas 46
Auburn 77, Vanderbilt 73
SECOND ROUND
Alabama 69, Ole Miss 52
Florida 80, Miss. State 64
Kentucky 76, Tennessee 62
LSU 89, Auburn 58
SEMIFINALS
Florida 68, Alabama 62
Kentucky 79, LSU 78 ot
FINALS
Florida 70, Kentucky 53

2006

March 9-12
Gaylord Entertainment Center,
Nashville, Tenn.
Attendance: 183,122

FIRST ROUND
So. Carolina 59, Miss. State 44
Kentucky 71, Ole Miss 57
Vanderbilt 76, Auburn 71
Arkansas 80, Georgia 67
SECOND ROUND
So. Carolina 79, Tennessee 71
Kentucky 68, Alabama 61
LSU 92, Vanderbilt 73
Florida 74, Arkansas 71
SEMIFINALS
South Carolina 65, Kentucky 61
Florida 81, LSU 65
FINALS
Florida 49, South Carolina 47

2007

March 8-11
Georgia Dome, Atlanta, Ga.
Attendance: 172,840

FIRST ROUND
Kentucky 79, Alabama 67
Arkansas 82, South Carolina 52
Georgia 80, Auburn 65
LSU 76, Tennessee 67 ot

SECOND ROUND
Miss. State 84, Kentucky 82
Arkansas 72, Vanderbilt 71
Florida 74, Georgia 57
Ole Miss 80, LSU 60
SEMIFINALS
Arkansas 81, Miss. State 72
Florida 80, Ole Miss 59
FINALS
Florida 77, Arkansas 56

2008

March 13-14
Georgia Dome, Atlanta, Ga.
March 15-16
Alexander Memorial Coliseum, Atlanta, Ga.
Attendance: 122,701

FIRST ROUND
South Carolina 77, LSU 73
Vanderbilt 93, Auburn 82
Alabama 80, Florida 69
Georgia 97, Ole Miss 95 ot
SECOND ROUND
Tennessee 89, So. Carolina 87
Arkansas 81, Vanderbilt 75
Miss. State 69, Alabama 67 ot
Georgia 60, Kentucky 56 ot
SEMIFINALS
Arkansas 92, Tennessee 91
Georgia 64, Miss. State 60
FINALS
Georgia 66, Arkansas 57

2009

March 12-15
St. Pete Times Forum, Tampa, Fla.
Attendance: 132,181

FIRST ROUND
Kentucky 71,Ole Miss 58
Miss. State 79, Georgia 60
Alabama 82, Vanderbilt 75
Florida 73, Arkansas 58
SECOND ROUND
LSU 67, Kentucky 58
Miss. State 82, So. Carolina 68
Tennessee 86, Alabama 62
Auburn 61, Florida 58
SEMIFINALS
Miss. State 67, LSU 57
Tennessee 94, Auburn 85
FINALS
Miss. State 64, Tennessee 61

2010

March 11-14
Bridgestone Arena, Nashville, Tenn.
Attendance: 191,852

FIRST ROUND
Alabama 68, South Carolina 63
Tennessee 59, LSU 49
Florida 78, Auburn 69
Georgia 77, Arkansas 64
SECOND ROUND
Kentucky 73, Alabama 67
Tennessee 76, Ole Miss 65
Miss. State 75, Florida 69
Vanderbilt 78, Georgia 66
SEMIFINALS
Kentucky 74, Tennessee 45
Miss. State 62, Vanderbilt 52
FINALS
Kentucky 75, Miss. State 74 ot

2011

March 10-13
Georgia Dome, Atlanta, Ga.
Attendance: 197,385

FIRST ROUND
Georgia 69, Auburn 51
Ole Miss 66, South Carolina 55
Tennessee 74, Arkansas 68
Vanderbilt 62, LSU 50
SECOND ROUND
Alabama 65, Georgia 59 ot
Kentucky 75, Ole Miss 66
Florida 85, Tennessee 74
Vanderbilt 87, Mississippi State 81
SEMIFINALS
Kentucky 72, Alabama 58
Florida 77, Vanderbilt 66
FINALS
Kentucky 70, Florida 54

2012

March 8-11
New Orleans Arena, New Orleans, La.
Attendance: 154,426

FIRST ROUND
LSU 70, Arkansas 54
Alabama 63, South Carolina 57
Ole Miss 68, Auburn 54
Georgia 71, Mississippi State 61
SECOND ROUND
Kentucky 60, LSU 51
Florida 66, Alabama 63
Ole Miss 77, Tennessee 72 ot
Vanderbilt 63, Georgia 41
SEMIFINALS
Kentucky 74, Florida 71
Vanderbilt 65, Ole Miss 53
FINALS
Vanderbilt 71, Kentucky 64

2013

March 13-17
Bridgestone Arena, Nashville, Tenn.
Attendance: 168,452

FIRST ROUND
Mississippi St. 70, South Carolina 59
Texas A&M 71, Auburn 62
SECOND ROUND
LSU 68, Georgia 63
Tennessee 69, Mississippi State 53
Vanderbilt 75, Arkansas 72
Missouri 62, Texas A&M 50
QUARTERFINALS
Florida 80, LSU 58
Alabama 58, Tennessee 48
Vanderbilt 64, Kentucky 48
Ole Miss 64, Missouri 62
SEMIFINALS
Florida 61, Alabama 51
Ole Miss 64, Vanderbilt 52
FINALS
Ole Miss 66, Florida 63

2014

March 12-16
Georgia Dome, Atlanta, Ga.
Attendance: 183,655

FIRST ROUND
South Carolina 74, Auburn 56
Mississippi State 82, Vanderbilt 68
SECOND ROUND
Missouri 91, Texas A&M 83 2ot
South Carolina 71, Arkansas 69
LSU 68, Alabama 56
Ole Miss 78, Mississippi State 66
QUARTERFINALS
Florida 72, Missouri 49
Tennessee 59, South Carolina 44
Kentucky 85, LSU 67
Georgia 75, Ole Miss 73
SEMIFINALS
Florida 56, Tennessee 49
Kentucky 70, Geogia 58
FINALS
Florida 61, Kentucky 60

2015

March 11-15
Bridgestone Arena, Nashville, Tenn.
Attendance: 192,727

FIRST ROUND
Auburn 74, Mississippi State 68
South Carolina 63, Missouri 54
SECOND ROUND
Florida 69, Alabama 61
Auburn 66, Texas A&M 59
Tennessee 67, Vanderbilt 61
South Carolina 60, Ole Miss 58
QUARTERFINALS
Kentucky 64, Florida 49
Auburn 73, LSU 70 ot
Arkansas 80, Tennessee 72
Georgia 74, South Carolina 62
SEMIFINALS
Kentucky 91, Auburn 67
Arkansas 60, Georgia 49
FINALS
Kentucky 78, Arkansas 63

SEC TOURNAMENT ATTENDANCE

LARGEST TOURNAMENT ATTENDANCE

Total	Site	Year	Avg/Game
250,301	Georgia Dome, Atlanta, Ga.	1995	22,755
240,373	Rupp Arena, Lexington, Ky.	1993	21,852
225,587	Georgia Dome, Atlanta, Ga.	1999	20,508
212,122	Georgia Dome, Atlanta, Ga.	2005	19,284
209,867	Georgia Dome, Atlanta, Ga.	1998	19,079
208,785	Georgia Dome, Atlanta, Ga.	2000	19,018
203,489	Gaylord Entertainment Center, Nashville, Tenn.	2001	18,499
198,929	Georgia Dome, Atlanta, Ga.	2002	18,084
197,385	Georgia Dome, Atlanta, Ga.	2011	17,944
195,942	The Pyramid, Memphis, Tenn.	1994	17,813
195,836	Louisiana Superdome, New Orleans, La.	1996	17,803
195,630	Georgia Dome, Atlanta, Ga	2004	17,785
192,727	Bridgestone Arena, Nashville, Tenn.	2015	14,825
191,852	Bridgestone Arena, Nashville, Tenn.	2010	17,441
183,655	Georgia Dome, Atlanta, Ga	2014	14,127
183,122	Gaylord Entertainment Center, Nashville, Tenn.	2006	16,647
172,840	Georgia Dome, Atlanta, Ga	2007	15,713
172,027	The Pyramid, Memphis, Tenn.	1997	15,639
168,452	Bridgestone Arena, Nashville, Tenn.	2013	12,958
166,410	Louisiana Superdome	2003	16,641
163,812	BJCC, Birmingham, Ala.	1992	16,381
154,624	Rupp Arena, Lexington, Ky.	1982	17,180
154,426	New Orleans Arena, New Orleans, La.	2012	14,039
148,005	Rupp Arena, Lexington, Ky.	1986	16,445
136,046	Memorial Gym, Nashville, Tenn.	1984	15,116
134,280	Thompson-Boling Arena, Knoxville, Tenn.	1989	14,920

LARGEST ATTENDANCE GAMES

30,057	Kentucky-Arkansas (Atlanta, 1995 - Finals)
28,966	Florida-Kentucky (Atlanta, 1995 - Semifinals)
28,966	Arkansas-Alabama (Atlanta, 1995 - Semifinals)
26,427	Kentucky-Auburn (Atlanta, 1999 - Semifinals)
26,427	Mississippi State-Arkansas (Atlanta, 1999 - Semifinals)
26,049	Kentucky-Auburn (Atlanta, 1995 - Second Round)
26,049	Arkansas-Vanderbilt (Atlanta, 1995 - Second Round)
25,521	Arkansas-Kentucky (Atlanta, 1999 - Finals)
25,190	Kentucky-Arkansas (Atlanta, 1998 - Semifinals)
25,190	South Carolina-Ole Miss (Atlanta, 1998 - Semifinals)
25,127	Ole Miss-Kentucky (Atlanta, 1999 - Second Round)
25,127	Florida-Arkansas (Atlanta, 1999 - Second Round)
24,556	Mississippi St.-Georgia (New Orleans, 1996 - Semifinals)
24,556	Kentucky-Arkansas (New Orleans, 1996 - Semifinals)
24,545	Kentucky-South Carolina (Atlanta, 1998 - Finals)
24,462	Mississippi State-Kentucky (New Orleans, 1996 - Finals)
24,447	Auburn-Florida (Atlanta, 2000 - Second Round)
24,447	Arkansas-Kentucky (Atlanta, 2000 - Second Round)
24,408	Florida-Kentucky (Atlanta, 2005 - Finals)
24,214	Florida-Alabama (Atlanta, 2005 - Semifinals)
24,214	Kentucky-LSU (Atlanta, 2005 - Semifinals)
23,623	LSU-Vanderbilt (Lexington, 1993 - Semifinals)
23,623	Kentucky-Arkansas (Lexington, 1993 - Semifinals)
23,589	LSU-Kentucky (Lexington, 1993 - Finals)
23,414	Ole Miss-LSU (Lexington, 1993 - Second Round)
23,414	Tennessee-Kentucky (Lexington, 1993 - Second Round)
22,165	Alabama-Vanderbilt (Lexington, 1993 - Second Round)
22,165	Georgia-Arkansas (Lexington, 1993 - Second Round)
22,508	Mississippi State-Florida (Atlanta, 2002 - Second Round)
22,508	South Carolina-Kentucky (Atlanta, 2002 - Second Round)
22,204	Kentucky-Tennessee (Atlanta, 2005 - Second Round)
22,204	LSU-Auburn (Atlanta, 2005 - Second Round)
22,054	Kentucky-Miss. State (New Orleans, 2003 - Finals)
22,024	Kentucky-Florida (Atlanta, 2004 - Finals)
21,981	Alabama-Kentucky (Lexington, 1982 - Finals)
21,945	Alabama-Auburn (Atlanta, 1999 - Second Round)
21,945	Mississippi St.-Tennessee (Atlanta, 1999 - Second Round)
21,875	Alabama-Georgia (Atlanta, 2011 - Second Round)
21,875	Kentucky-Ole Miss (Atlanta, 2011 - Second Round)
21,728	Kentucky-Alabama (Atlanta, 2011 - Semifinals)

CHAMPIONSHIP GAME ATTENDANCE

30,057	Kentucky-Arkansas (Atlanta, 1995)
25,521	Arkansas-Kentucky (Atlanta, 1999)
24,545	Kentucky-South Carolina (Atlanta, 1998)
24,462	Miss. State-Kentucky (New Orleans, 1996)
24,408	Florida-Kentucky (Atlanta, 2005)
23,589	LSU-Kentucky (Lexington, 1993)
22,054	Kentucky-Miss. State (New Orleans, 2003)
22,024	Kentucky-Florida (Atlanta, 2004)
21,981	Alabama-Kentucky (Lexington, 1982)
21,700	Kentucky-Alabama (Lexington, 1986)
21,409	Kentucky-Florida (Atlanta, 2011)
21,021	Florida-Kentucky (Atlanta, 2014)
20,315	Kentucky-Arkansas (Nashville, 2015)
20,225	Kentucky-Ole Miss (Nashville, 2001)
20,082	Kentucky-Mississippi State (Nashville, 2010)
19,427	Arkansas-Auburn (Atlanta, 2000)
19,423	Kentucky-Georgia (Memphis, 1997)
18,114	Vanderbilt-Kentucky (New Orleans, 2012)
17,379	Kentucky-Alabama (Birmingham, 1992)
16,564	Kentucky-Florida (Memphis, 1994)
16,501	Mississippi State-Alabama (Atlanta, 2002)
15,428	Florida-Arkansas (Atlanta, 2007)
15,426	Kentucky-Auburn (Nashville, 1984)
15,378	Alabama-Tennessee (Nashville, 1991)
14,500	Auburn-Alabama (Birmingham, 1985)
14,132	Georgia-Alabama (Birmingham, 1983)
14,057	Kentucky-Georgia (Baton Rouge, 1988)
13,687	Tennessee-Kentucky (Birmingham, 1979)
12,138	Ole Miss-Florida (2013)
11,302	Florida-South Carolina (Nashville, 2006)
11,285	Alabama-Florida (Knoxville, 1989)
11,257	Alabama-LSU (Atlanta, 1987)
10, 093	Mississippi State-Tennessee (Tampa, 2009)
9,743	Ole Miss-Georgia (Birmingham, 1981)
8,400	LSU-Kentucky (Birmingham, 1980)
7,285	Alabama-Ole Miss (Orlando, 1990)
3,700	Georgia-Arkansas (Atlanta, 2008)

ANNUAL SEC TOURNAMENT ATTENDANCE

1979

February 28-March 3
Birmingham Coliseum,
Birmingham, Ala.

Session 1	10,043
Game 1	10,317
Game 2	9,769
Session 2	10,738
Game 3	8,979
Game 4	12,496
Session 3	16,384
Game 5	16,300
Game 6	16,468
Session 4	16,411
Game 7	16,621
Game 8	16,200
Session 5 (Game 9)	13,687
Avg. Per Session	13,453
Avg. Per Game	13,426
Total	120,837

1980

February 27-March 1
Birmingham Coliseum,
Birmingham, Ala.

Session 1	8,449
Game 1	6,670
Game 2	10,227
Session 2	10,001
Game 3	10,125
Game 4	9,876
Session 3	12,415
Game 5	11,400
Game 6	13,429
Session 4	14,741
Game 7	16,000
Game 8	13,482
Session 5 (Game 9)	8,400
Avg. Per Session	10,801
Avg. Per Game	11,608
Total	99,609

1981

March 4-7
Birmingham Coliseum,
Birmingham, Ala.

Session 1	10,103
Game 1	9,843
Game 2	10,363
Session 2	10,721
Game 3	10,072
Game 4	11,369
Session 3	10,730
Game 5	10,659
Game 6	10,800
Session 4	9,992
Game 7	10,112
Game 8	9,872
Session 5 (Game 9)	9,743
Avg. Per Session	10,258
Avg. Per Game	10,315
Total	92,833

1982

March 3-6
Rupp Arena, Lexington, Ky.

Session 1	13,664
Game 1	13,664
Game 2	13,664
Session 2	14,631
Game 3	13,538
Game 4	15,723
Session 3	18,067
Game 5	16,835
Game 6	19,298
Session 4	19,961
Game 7	18,233
Game 8	21,688
Session 5 (Game 9)	21,981
Avg. Per Session	17,661
Avg. Per Game	17,180
Total	154,624

1983

March 10-13
Birmingham Coliseum,
Birmingham, Ala.

Session 1	15,321
Game 1	15,341
Game 2	15,300
Session 2	12,432
Game 3	12,432
Game 4	12,432
Session 3	14,694
Game 5	16,653
Game 6	12,735
Session 4	16,064
Game 7	16,978
Game 8	15,150
Session 5 (Game 9)	14,132
Avg. Per Session	14,529
Avg. Per Game	14,573
Total	131,153

1984

March 7-10
Memorial Gym, Nashville, Tenn.

Session 1	14,414
Game 1	14,601
Game 2	14,226
Session 2	15,285
Game 3	15,285
Game 4	15,285
Session 3	15,376
Game 5	15,325
Game 6	15,426
Session 4	15,236
Game 7	15,046
Game 8	15,426
Session 5 (Game 9)	15,426
Avg. Per Session	15,147
Avg. Per Game	15,116
Total	136,046

1985

March 6-9
Birmingham Coliseum,
Birmingham, Ala.

Session 1	10,900
Game 1	10,900
Game 2	10,900
Session 2	13,300
Game 3	13,300
Game 4	13,300
Session 3	14,200
Game 5	14,200
Game 6	14,200
Session 4	15,800
Game 7	14,800
Game 8	16,800
Session 5 (Game 9)	14,500
Avg. Per Session	13,740
Avg. Per Game	13,656
Total	122,900

1986

March 5-8
Rupp Arena, Lexington, Ky.

Session 1	13,212
Game 1	13,212
Game 2	13,212
Session 2	14,500
Game 3	14,500
Game 4	14,500
Session 3	17,078
Game 5	15,836
Game 6	18,230
Session 4	18,408
Game 7	17,600
Game 8	19,215
Session 5 (Game 9)	21,700
Avg. Per Session	16,980
Avg. Per Game	16,445
Total	148,005

1987

March 6-9
The Omni, Atlanta, Ga.

Session 1	10,577
Game 1	10,541
Game 2	10,613
Session 2	12,230
Game 3	11,181
Game 4	13,279
Session 3	12,107
Game 5	12,153
Game 6	12,061
Session 4	12,266
Game 7	12,374
Game 8	12,157
Session 5 (Game 9)	11,257
Avg. Per Session	11,687
Avg. Per Game	11,735
Total	105,616

1988

March 10-13
Assembly Center, Baton Rouge, La.

Session 1	14,004
Game 1	13,984
Game 2	14,023
Session 2	14,108
Game 3	14,108
Game 4	14,108
Session 3	14,052
Game 5	14,052
Game 6	14,052
Session 4	14,224
Game 7	14,219
Game 8	14,229
Session 5 (Game 9)	14,057
Avg. Per Session	14,089
Avg. Per Game	14,092
Total	126,832

1989

March 9-12
Thompson-Boling Arena,
Knoxville, Tenn.

Session 1	12,332
Game 1	12,132
Game 2	12,531
Session 2	17,419
Game 3	17,223
Game 4	17,614
Session 3	14,150
Game 5	13,841
Game 6	14,459
Session 4	17,598
Game 7	17,453
Game 8	17,742
Session 5 (Game 9)	11,285
Avg. Per Session	14,557
Avg. Per Game	14,920
Total	134,280

1990

March 8-11
Orlando Arena, Orlando, Fla.

Session 1	8,129
Session 2	10,004
Session 3	10,149
Session 4	10,091
Session 5	7,285
Avg. Per Session	9,132
Avg. Per Game	9,488
Total	75,902

1991

March 7-10
Memorial Gym, Nashville, Tenn.

Session 1	15,079
Session 2	15,102
Session 3	15,378
Session 4	15,217
Session 5	15,378
Avg. Per Session	15,231
Avg. Per Game	15,231
Total	121,851

1992

March 12-15
BJCC, Birmingham, Ala.

Session 1*	11,219
Session 2	15,347
Session 3	17,328
Session 4	17,243
Session 5	17,689
Session 6	17,379
Avg. Per Session	20,926
Avg. Per Game	16,381
Total	163,812

*Only one game in this session

1993

March 11-14
Rupp Arena, Lexington, Ky.

Session 1	**18,165**
Session 2	**21,025**
Session 3	22,165
Session 4	23,414
Session 5	23,623
Session 6	23,589
Avg. Per Session	21,997
Avg. Per Game	21,852
Total	240,373

1994

March 10-13
The Pyramid, Memphis, Tenn.

Session 1	12,580
Session 2	16,881
Session 3	20,218
Session 4	19,579
Session 5	20,431
Session 6	16,564
Avg. Per Session	17,708
Avg. Per Game	17,813
Total	225,587

1995

March 9-12
Georgia Dome, Atlanta, Ga.

Session 1	15,185
Session 2	18,689
Session 3	**26,049**
Session 4	21,233
Session 5	**28,966**
Session 6	**30,057**
Avg. Per Session	**23,363**
Avg. Per Game	**22,755**
Total	250,301

1996

March 7-10
La. Superdome, New Orleans, La.

Session 1	8,047
Session 2	13,482
Session 3	21,248
Session 4	18,354
Session 5	24,556
Session 6	24,462
Avg. Per Session	15,299
Avg. Per Game	17,803
Total	195,836

1997

March 6-9
The Pyramid, Memphis, Tenn.

Session 1	9,376
Session 2	12,458
Session 3	15,326
Session 4	19,515
Session 5	19,627
Session 6	19,423
Avg. Per Session	15,954
Avg. Per Game	15,639
Total	172,027

1998

March 5-8
Georgia Dome, Atlanta, Ga.

Session 1	12,106
Session 2	13,855
Session 3	21,109
Session 4	20,401
Session 5	25,190
Session 6	24,545
Avg. Per Session	19,534
Avg. Per Game	19,079
Total	209,8677

1999

March 4-7
Georgia Dome, Atlanta, Ga.

Session 1	12,310
Session 2	14,224
Session 3	21,945
Session 4	**25,127**
Session 5	26,427
Session 6	25,521
Avg. Per Session	20,926
Avg. Per Game	20,508
Total	225,587

2000

March 9-12
Georgia Dome, Atlanta, Ga.

Session 1	12,407
Session 2	16,514
Session 3	20,095
Session 4	24,447
Session 5	21,216
Session 6	19,427
Avg. Per Session	20,926
Avg. Per Game	19,018
Total	208,785

2001

March 8-11
Gaylord Entertainment Center,
Nashville, Tenn.

Session 1	16,197
Session 2	17,222
Session 3	19,093
Session 4	18,895
Session 5	20,225
Session 6	20,225
Avg. Per Session	18,643
Avg. Per Game	18,499
Total	203,489

2002

March 7-10
Georgia Dome, Atlanta, Ga.

Session 1	12,412
Session 2	16,740
Session 3	20,427
Session 4	22,508
Session 5	19,127
Session 6	16,501
Avg. Per Session	17,953
Avg. Per Game	18,084
Total	198,929

2003

March 13-16
Louisiana Superdome,
New Orleans, La.

Session 1	11,430
Session 2	8,526
Session 3	16,548
Session 4	18,510
Session 5	21,427
Session 6	22,054
Avg. Per Session	16,415
Avg. Per Game	16,641
Total	166,410

2004

March 11-14
Georgia Dome, Atlanta, Ga.

Session 1	12,545
Session 2	13,693
Session 3	20,203
Session 4	18,916
Session 5	21,446
Session 6	22,024
Avg. Per Session	18,138
Avg. Per Game	17,785
Total	195,630

2005

March 10-13
Georgia Dome, Atlanta, Ga.

Session 1	12,534
Session 2	15,147
Session 3	19,938
Session 4	22,204
Session 5	24,214
Session 6	24,408
Avg. Per Session	19,711
Avg. Per Game	19,284
Total	212,122

2006

March 9-12
Gaylord Entertainment Center,
Nashville, Tenn.

Session 1	15,454
Session 2	13,926
Session 3	19,547
Session 4	17,777
Session 5	19,206
Session 6	11,302
Avg. Per Session	16,202
Avg. Per Game	16,647
Total	183,122

2007

March 8-11
Georgia Dome, Atlanta, Ga.

Session 1	13,747
Session 2	14,574
Session 3	17,068
Session 4	16,203
Session 5	17,114
Session 6	15,428
Avg. Per Session	15,689
Avg. Per Game	15,713
Total	172,840

2008

March 13-14
Georgia Dome, Atlanta, Ga.
March 15-16
Alexander Memorial Coliseum
Atlanta, Ga.

Session 1 (Gms 1 & 2)	12,659
Session 2 (Gms 3 & 4)	15,563
Session 3 (Gms 5 & 6)	18,020
Session 4 (Gm 7)	20,025
Session 4 (Gm 8)	1,458
Session 5 (Gms 9 & 10)	2,517
Session 6 (Gm 11)	3,700
Avg. Per Session	10,533
Avg. Per Game	11,155
Total	122,701

- Games 1-7 were at the Georgia Dome
- Games 8-11 were at Alexander Memorial Coliseum

2009

March 12-15
St. Pete Times Forum, Tampa, Fla.

Session 1	11,071
Session 2	12,152
Session 3	13,306
Session 4	14,128
Session 5	10,387
Session 6	10,093
Avg. Per Session	11,856
Avg. Per Game	12,016
Total	132,181

2010

March 11-14
Bridgestone Arena, Nashville, Tenn.

Session 1	15,152
Session 2	14,789
Session 3	19,123
Session 4	16,614
Session 5	20,207
Session 6	20,082
Avg. Per Session	17,661
Avg. Per Game	17,441
Total	191,852

2011

March 10-13
Georgia Dome, Atlanta, Ga.

Session 1	12,144
Session 2	15,145
Session 3	21,875
Session 4	17,096
Session 5	21,728
Session 6	21,409
Avg. Per Session	18,233
Avg. Per Game	17,944
Total	197,385

2012

March 8-11
New Orleans Arena, New Orleans, La.

Session 1	10,703
Session 2	10,197
Session 3	18,207
Session 4	10,526
Session 5	18,523
Session 6	18,114
Avg. Per Session	14,378
Avg. Per Game	14,039
Total	154,426

2013

March 13-17
Bridgestone Arena, Nashville, Tenn.

Session 1	7,879
Session 2	10,065
Session 3	11,798
Session 4	15,649
Session 5	18,192
Session 6	14,574
Session 7	12,138
Avg. Per Session	12,899
Avg. Per Game	12,958
Total	168,452

2014

March 12-16
Georgia Dome, Atlanta, Ga.

Session 1	7,132
Session 2	9,308
Session 3	10,218
Session 4	15,273
Session 5	19,056
Session 6	20,330
Session 7	21,021
Avg. Per Session	14,619
Avg. Per Game	14,127
Total	183,655

2015

March 11-15
Bridgestone Arena, Nashville, Tenn.

Session 1	10,039
Session 2	10,563
Session 3	15,032
Session 4	18,205
Session 5	13,135
Session 6	19,232
Session 7	20,315
Avg. Per Session	15,217
Avg. Per Game	14,825
Total	192,727

Records for Session, Avg. Per Session, Avg. Per Game in Bold.

From 1990-91, both games in a session receives the same attendance figure. The total attendance was computed by doubling the figures from Sessions 2,3,4 and adding Sessions 1 and 5. The sessions were broken down as follows: Session 1 (Game 1); Session 2 (Games 2 & 3); Session 3 (Games 4 & 5); Session 4 (Games 6 & 7); Session 5 (Game 8). From 1992-present, both games in a session receives the same attendance figure. The total attendance is computed by doubling the figures from Sessions 1,2,3,4,5 and adding Session 6. The sessions are broken down as follows: Session 1 (Games 1 & 2); Session 2 (Games 3 & 4); Session 3 (Games 5 & 6); Session 4 (Games 7 & 8); Session 5 (Games 9 & 10); Session 6 (Game 11)

SEC ALL-TOURNAMENT TEAMS

NOTE: Served as All-SEC team 1933-1948 *Most Valuable Player

1933

FIRST TEAM
F John DeMoisey, UK
F Frank Waits, MS
C Aggie Sale, UK
G Ellis Johnson, UK
G Sparky Wade, LS
SECOND TEAM
F Buddy Blair, LS
F Jack Harris, LS
C Buford Taylor, MS
G George Pillow, MS
G Bill Davis, UK

1934

FIRST TEAM
F John DeMoisey, UK
F Jimmy Walker, UA
C Jim Whatley, UA
G Jim Hughes, UF
G Bill Davis, UK
SECOND TEAM
F Dave McPherson, UT
F Willie Geny, VU
C Bob Warner, UF
G Earl Bauman, UA
G Welcome Shearer, UF

1936

FIRST TEAM
F Ralph Carlisle, UK
F Biggy Marshall, UT
C Jim Whatley, UA
G Harry Anderson, UT
G Al Nogi, UA
SECOND TEAM
F Frank Johnson, UG
F Arnold Bryan, LS
C Dick Plasman, VU
G Burtz Boulware, GT
G Whitey Anderson, UK

1937

FIRST TEAM
F Ralph Carlisle, UK
F Biggy Marshall, UT
C Bo Johnson, GT
G Warfield Donahue, UK
G Gene Johnson, UT
SECOND TEAM
F Wilton Putnam, UT
F Bill Jordan, GT
C Rice Walker, UK
G Alvin Rice, UT
G Walter Hodge, UK

1938

FIRST TEAM
F Bonnie Graham, UM
F Bill Jordan, GT
C Dietrich Neyland, TUL
G Conley Hathorn, LS
G Bernie Opper, UK
SECOND TEAM
F Joe Hagan, UK
F Wilton Putnam, UT
C Bo Johnston, GT
G Junior Anderson, GT
G Fletcher Sims, GT

1939

FIRST TEAM
F Pinky Lipscomb, VU
F Irving Keller, UM
C Googe Prather, UA
G Bernie Opper, UK
G Gilbert Huffman, UT
SECOND TEAM
F Keith Farnsley, UK
F Frank Thomas, UT
C Blackie Thompson, UA
G Joe Little, VU
G Paul Brotherton, LS

1940

FIRST TEAM
F Bernie Mehen, UT
F Googe Prather, UA
C Frank Thomas, UT
G Layton Rouse, UK
G Alex McCaskill, UG
SECOND TEAM
F Ross Hanna, VU
F Keith Farnsley, UK
C Dan Kirkland, UG
G Joe Killian, UG
G Gilbert Huffman, UT

1941

FIRST TEAM
F Pinky Lipscomb, VU
F Marvin Akers, UK
C Frank Thomas, UT
G Lee Huber, UK
G Gilbert Huffman, UT
SECOND TEAM
F Keith Farnsley, UK
F Louis Adair, UA
C James King, UK
G Bernie Mehen, UT
G Roy Chatham, UG

1942

FIRST TEAM
F Ermal Allen, UK
F Dick Mehen, UT
C Wheeler Leeth, UA
G Shag Hawkins, AU
G Louis Adair, UA
SECOND TEAM
F Bernie Mehen, UT
F Bobby Moore, UG
C James King, UK
G Mike Balitsaris, UT
G Marvin Akers, UK

1943

FIRST TEAM
F Frank Brian, LS
F Dick Mehen, UT
C Melvin Brewer, UK
G Marvin Akers, UK
G Eugene Bledsoe, MS
SECOND TEAM
F Milton Ticco, UK
F Paul Herman, UT
C John Chaney, LS
G Ted Cook, UT
G Herb Bergman, GT

1944

FIRST TEAM
F Alex Athas, TUL
F Wes Paxson, GT
C Bob Brannum, UK
G Jack Tingle, UK
G Jack Parkinson, UK
SECOND TEAM
F Wilbur Schu, UK
F Ferd Lorio, TUL
C Hugh Taylor, TUL
G Frank Broyles, GT
G Whitey Hoskins, LS

1945

FIRST TEAM
F Jack Tingle, UK
F Paul Walther, UT
C Ken Campbell, UK
G Jack Parkinson, UK
G Mule O'Shields, UT
SECOND TEAM
F Billy Williams, GT
F Bob Kemper, UT
C Irvin Barnett, UT
G Frank Broyles, GT
G Maurice Bell, UA

1946

FIRST TEAM
F Bobby Lowther, LS
F Wallace Jones, UK
C Ralph Beard, UK
G Jack Parkinson, UK
G Jack Tingle, UK
SECOND TEAM
F Wilbur Schu, UK
F Carl Shaeffer, UA
C Joe Bill Adcock, LS
G Billy Walters, LS
G Eli Maracich, UG

1947

FIRST TEAM
F Jack Tingle, UK
F Joe Holland, UK
C Wallace Jones, UK
G Ken Rollins, UK
G Ralph Beard, UK
SECOND TEAM
F Alex Athas, TUL
F Frank Brian, LS
C Alex Groza, UK
G Warren Perkins, TUL
G Frank Broyles, GT

1948

FIRST TEAM
F Wallace Jones, UK
F Paul Walther, UT
C Jim Nolan, GT
G Ken Rollins, UK
G Ralph Beard, UK
SECOND TEAM
F Cliff Barker, UK
F Billy Joe Adcock, VU
C Alex Groza, UK
G Collin Anderson, GT
G Alex Athas, TUL

1949

FIRST TEAM
F Wallace Jones, UK
F Warren Perkins, TUL
C Alex Groza, UK
G Ralph Beard, UK
G Virgil Risner, TUL
SECOND TEAM
F Paul Walther, UT
F Billy Joe Adcock, VU
C Jim Riffey, TUL
G Cliff Barker, UK
G Gene Murphy, LS

1950

FIRST TEAM
F Jim Line, UK
F Bob Healey, UG
C Art Burris, UT
G Ed Montgomery, UT
G Joe Dean, LS
SECOND TEAM
F Willard Daley, MS
F Jim Riffey, TUL
C Bill Spivey, UK
G Hugh Jones, UT
G Billy Joe Adcock, VU

1951

FIRST TEAM
F Walter Hirsch, UK
F Dave Kardokus, VU
C Bill Spivey, UK
G Frank Ramsey, UK
G Joe Dean, LS
SECOND TEAM
F Cliff Hagan, UK
F Herb Hargett, MS
C Al Weiss, VU
G Mel Payton, TUL
G Bob Smith, VU

1952

FIRST TEAM
F Joe Dean, LS
F Cliff Hagan, UK
C Bob Pettit, LS
G Frank Ramsey, UK
G Paul Sullivan, UA
SECOND TEAM
F Robert Watson, UK
F Rick Casares, UF
C Dave Kardokus, VU
G Tommy Bartlett, UT
G Coyt Vance, MS#
Pete Silas, GT#
#Tied in voting

1979

G Kyle Macy, UK*
G Truman Claytor, UK
F Terry Crosby, UT
F Reginald King, UA
F John Stroud, UM

1980

F DeWayne Scales, LS*
C Sam Bowie, UK
F Durand Macklin, LS
G Kyle Macy, UK
F John Stroud, UM

1981

F Dominique Wilkins, UG*
F Howard Carter, LS
G Al Miller, VU
G Sean Tuohy, UM
F Elston Turner, UM

1982

G Dirk Minniefield, UK*
F Carlos Clark, UM
F Dale Ellis, UT
F Eddie Phillips, UA
G Ennis Whatley, UA

1983

G Vern Fleming, UG*
F Dale Ellis, UT
C Bobby Lee Hurt, UA
G Jeff Malone, MS
G Ennis Whatley, UA

1984

C Charles Barkley, AU*
C Bobby Lee Hurt, UA
F Chuck Person, AU
C Melvin Turpin, UK
G Tony White, UT

1985

F Chuck Person, AU*
G Terry Coner, UA
C Bobby Lee Hurt, UA
F Buck Johnson, UA
G Andrew Moten, UF

1986

F John Williams, LS*
G Roger Harden, UK
F Buck Johnson, UA
C Derrick McKey, UA
F Chauncey Robinson, MS

1987

C Derrick McKey, UA*
G Terry Coner, UA
G Tony White, UT
G Anthony Wilson, LS
C Nikita Wilson, LS

1988

G Rex Chapman, UK*
F Winston Bennett, UK
F Ricky Blanton, LS
G Patrick Hamilton, UG
G Vernon Maxwell, UF

1989

F Livingston Chatman, UF*
F Michael Ansley, UA
F Keith Askins, UA
G Barry Booker, VU
C Dwayne Schintzius, UF

1990

F Melvin Cheatum, UA*
C David Benoit, UA
F Gerald Glass, UM
F Joe Harvell, UM
F Robert Horry, UA

1991

G Allan Houston, UT*
F Melvin Cheatum, UA
F Carlus Groves, UT
G James Robinson, UA
F Latrell Sprewell, UA

1992

F Jamal Mashburn, UK*
G Todd Day, AR
F Robert Horry, UA
F John Pelphrey, UK
G James Robinson, UA

1993

G Travis Ford, UK*
G Jamie Brandon, LS
C Geert Hammink, LS
F Jamal Mashburn, UK
C Andre Riddick, UK
G Kevin Watkins, UM

1994

F Corliss Williamson, AR
G Craig Brown, UF
G Travis Ford, UK*
G Jeff Brassow, UK
G Tony Delk, UK

1995

F Antoine Walker, UK*
F Antonio McDyess, UA
F Corliss Williamson, AR
F Scotty Thurman, AR
C Mark Pope, UK

1996

F Dontae' Jones, MS*
F Walter McCarty, UK
F Antoine Walker, UK
G Darryl Wilson, MS
C Steve Hamer, UT

1997

F Ron Mercer, UK*
G Ray Harrison, UG
G Anthony Epps, UK
F Jared Prickett, UK
F Ansu Sesay, UM

1998

G Wayne Turner, UK*
G Heshimu Evans, UK
C Nazr Mohammed, UK
F Scott Padgett, UK
G BJ McKie, SC

1999

F Scott Padgett, UK*
F Derek Hood, AR
G Kareem Reid, AR
G Wayne Turner, UK
G Detrick White, MS

2000

G Brandon Dean, AR*
G/F Joe Johnson, AR
F Mack McGadney, AU
C Mamadou N'diaye, AU
G Doc Robinson, AU

2001

F Tayshaun Prince, UK*
G/F Joe Johnson, AR
G Keith Bogans, UK
C Rahim Lockhart, UM
F Justin Reed, UM

2002

C Mario Austin, MS*
G Rod Grizzard, UA
G Antonio Hudson, LS
G Derrick Zimmerman, MS
C Tony Kitchings, SC

2003

G Keith Bogans, UK*
C Marquis Estill, UK
F Ronald Dupree, LS
G Timmy Bowers, MS
G Derrick Zimmerman, MS

2004

G Gerald Fitch, UK*
F Chuck Hayes, UK
G/F Kelenna Azubuike, UK
G Anthony Roberson, UF
G Michael Boynton, SC

2005

F Matt Walsh, UF*
F David Lee, UF
G Kelenna Azubuike, UK
F Brandon Bass, LS
G Antonio Hudson. LSU

2006

G Taurean Green, UF*
F Corey Brewer, UF
F Glen Davis, LS
F Renaldo Balkman, SC
G Tre' Kelley, SC

2007

F Al Horford, UF*
F Corey Brewer, UF
G Taurean Green, UF
F Joakim Noah, UF
F Sonny Weems, AR

2008

F Charles Thomas, AR
F Darian Townes, AR
F Terrance Woodbury, UG
G Mykal Riley, UA
G Sundiata Gaines, UG*

2009

F Jarvis Varnado, MS*
G Barry Stewart, MS
F Wayne Chism, UT
F Tyler Smith, UT
F Korvotney Barber, AU

2010

F DeMarcus Cousins, UK
C Jarvis Varnado, MS
G John Wall, UK*
G Eric Bledsoe, UK
G Barry Stewart, MS

2011

F Josh Harrellson, UK
F Chandler Parsons, UF
G Darius Miller, UK*
G Brandon Knight, UK
G Kenny Boynton, UF

2012

F Erik Murphy, UF
G Bradley Beal, UF
F Terrence Jones, UK
F Anthony Davis, UK
G/F Lance Goulbourne, VU
G John Jenkins, VU*

2013

G Kenny Boynton, UF
F Erik Murphy, UF
F Reginald Buckner, UM
G Marshall Henderson, UM*
F Murphy Holloway, UM

2014

G Michael Frazier, UF
G Scottie Wilbekin, UF*
C Patric Young, UF
G Aaron Harrison, UK
G Julius Randle, UK
F Jarnell Stokes, UT

2015

G Michael Qualls, AR
G KT Harrell, AU
F Willie Cauley-Stein, UK*
G Aaron Harrison, UK
G Andrew Harrison, UK

*Most Valuable Player

SEC TOURNAMENT LEADING SCORERS

YEAR	PLAYER, SCHOOL	POINTS
1933	Aggie Sale, UK	73
1934	Dave McPherson, UT	25
1936	Biggy Marshall, UT	37
1937	Ralph Carlisle, UK	36
1938	Bonnie Graham, UM	71
1939	Pinky Lipscomb, VU	42
1940	Joe Killian, UG	42
1941	Pinky Lipscomb, VU	54
1942	Frank Manci, AU	23
1943	Dick Mehen, UT	41
1944	Alex Athas, TU	41
1945	Jack Parkinson, UK	52
1946	Joe Bill Adcock, LSU	74
1947	Wallace Jones, UK	50
1948	Jim Nolan, GT	71
1949	Alex Groza, UK	94
1950	Bill Spivey, UK	68
1951	Dave Kardokus, VU	64
1952	Cliff Hagan, UK	110
1979	Kyle Macy, UK	93
1980	DeWayne Scales, LSU	68
1981	Dominique Wilkins, UG	77
1982	Dirk Minniefield, UK	49
1983	Ennis Whatley, UA	68
1984	Melvin Turpin, UK	67
1985	Chuck Person, AU	84
1986	Chauncey Robinson, MSU	64
1987	Anthony Wilson, LSU	79
1988	Rex Chapman, UK	62
1989	Livingston Chatman, UF	70
1990	Joe Harvell, UM	57
1991	Allan Houston, UT	98
1992	James Robinson, UA	77
1993	Travis Ford, UK	54
1994	Tony Delk, UK	58
1995	Antoine Walker, UK	53
	Dan Cross, UF	53
1996	Dontae' Jones, MSU	64
1997	Ron Mercer, UK	60
1998	BJ McKie, USC	64
1999	Detrick White, MSU	55
2000	Joe Johnson, ARK	69
2001	Keith Bogans, UK	65
2002	Antonio Hudson, LSU	63
2003	Timmy Bowers, MSU	53
2004	Anthony Roberson, UF	66
2005	Matt Walsh, UF	58
2006	Tre' Kelley, SC	61
2007	Sonny Weems, AR	60
2008	Sundiata Gaines, UG	69
2009	Wayne Chism, UT	57
	Alonzo Gee, UA	57
	Barry Stewart, MS	57
2010	Travis Leslie, UG	55
2011	Jeffery Taylor, VU	62
2012	John Jenkins, VU	55
2013	Marshall Henderson, UM	71
2014	Aaron Harrison, UK	52
2015	KT Harrell, AU	86

SEC TOURNAMENT SEEDINGS

	UA	AR	AU	UF	UG	UK	LSU	UM	MSU	MO	USC	UT	AM	VU
1979	4 [1-1]	–	9 [2-1]	10 [0-1]	7 [1-1]	6 [3-1]	1 [0-1]	8 [0-1]	5 [0-1]	–	–	*2 [2-0]	–	3 [0-1]
1980	3 [1-1]	–	9 [1-1]	10 [1-1]	8 [0-1]	1 [2-1]	*2 [3-0]	5 [1-1]	6 [0-1]	–	–	4 [0-1]	–	7 [0-1]
1981	4 [0-1]	–	9 [0-1]	8 [1-1]	5 [2-1]	2 [0-1]	1 [1-1]	*6 [3-0]	10 [0-1]	–	–	3 [0-1]	–	7 [2-1]
1982	*3 [3-0]	–	8 [1-1]	10 [0-1]	6 [1-1]	1 [2-1]	5 [0-1]	4 [1-1]	9 [0-1]	–	–	2 [1-1]	–	7 [1-1]
1983	9 [3-1]	–	8 [0-1]	10 [0-1]	*6 [3-0]	1 [0-1]	2 [0-1]	3 [0-1]	5 [1-1]	–	–	7 [2-1]	–	4 [0-1]
1984	5 [1-1]	–	2 [2-1]	3 [0-1]	8 [1-1]	*1 [3-0]	4 [0-1]	10 [0-1]	9 [0-1]	–	–	6 [1-1]	–	7 [1-1]
1985	3 [2-1]	–	*8 [4-0]	5 [1-1]	2 [1-1]	4 [0-1]	1 [0-1]	9 [0-1]	6 [0-1]	–	–	7 [1-1]	–	10 [0-1]
1986	3 [2-1]	–	2 [0-1]	4 [0-1]	6 [0-1]	*1 [3-0]	5 [1-1]	9 [1-1]	10 [2-1]	–	–	8 [0-1]	–	7 [0-1]
1987	*1 [3-0]	–	5 [1-1]	2 [0-1]	3 [1-1]	4 [0-1]	7 [3-1]	6 [0-1]	10 [0-1]	–	–	8 [1-1]	–	9 [0-1]
1988	9 [0-1]	–	2 [0-1]	3 [1-1]	7 [3-1]	#1 [3-0]	4 [1-1]	8 [1-1]	10 [0-1]	–	–	6 [0-1]	–	5 [0-1]
1989	*2 [3-0]	–	10 [0-1]	1 [2-1]	9 [1-1]	6 [0-1]	4 [0-1]	7 [1-1]	8 [0-1]	–	–	5 [1-1]	–	3 [1-1]
1990	*2 [3-0]	–	6 [1-1]	9 [0-1]	1 [0-1]	–	3 [0-1]	5 [2-1]	7 [0-1]	–	–	4 [0-1]	–	8 [2-1]
1991	*3 [3-0]	–	7 [1-1]	6 [0-1]	5 [1-1]	–	2 [0-1]	8 [0-1]	1 [0-1]	–	–	9 [3-1]	–	4 [0-1]
1992	W3 [2-1]	W1 [1-1]	–	E2 [0-1]	E4 [1-1]	*E1 [3-0]	W2 [1-1]	W5 [0-1]	W4 [0-1]	–	E6 [0-1]	E3 [1-1]	–	E5 [1-1]
1993	W4 [1-1]	W1 [1-1]	W3 [0-1]	E3 [0-1]	E4 [1-1]	*E2 [3-0]	W2 [2-1]	W6 [1-1]	W5 [0-1]	–	E5 [0-1]	E6 [1-1]	–	E1 [1-1]
1994	W2 [1-1]	W1 [1-1]	W6 [1-1]	E1 [2-1]	E4 [1-1]	*E2 [3-0]	W5 [0-1]	W4 [0-1]	W3 [1-1]	–	E5 [1-1]	E6 [0-1]	–	E3 [0-1]
1995	W3 [2-1]	W1 [2-1]	W4 [1-1]	E3 [2-1]	E2 [0-1]	*E1 [3-0]	W5 [0-1]	W6 [0-1]	W2 [0-1]	–	E5 [0-1]	E6 [0-1]	–	E4 [1-1]
1996	W3 [0-1]	W2 [1-1]	W5 [1-1]	E5 [1-1]	E2 [1-1]	E1 [2-1]	W6 [0-1]	W4 [0-1]	*W1 [3-0]	–	E3 [1-1]	E6 [1-1]	–	E4 [0-1]
1997	W4 [1-1]	W2 [0-1]	W3 [1-1]	E5 [0-1]	E3 [3-1]	*E2 [3-0]	W6 [0-1]	W1 [1-1]	W5 [0-1]	–	E1 [1-1]	E6 [0-1]	–	E4 [1-1]
1998	W4 [1-1]	W2 [1-1]	W3 [0-1]	E6 [1-1]	E4 [1-1]	*E1 [3-0]	W6 [0-1]	W1 [1-1]	W5 [0-1]	–	E2 [2-1]	E3 [1-1]	–	E5 [0-1]
1999	W5 [1-1]	W2 [2-1]	W1 [1-1]	E3 [1-1]	E4 [0-1]	*E2 [3-0]	W6 [0-1]	W3 [1-1]	W4 [2-1]	–	E6 [0-1]	E1 [0-1]	–	E5 [0-1]
2000	W4 [0-1]	*W3 [4-0]	W2 [2-1]	E3 [1-1]	E6 [0-1]	E2 [0-1]	W1 [1-1]	W6 [0-1]	W5 [0-1]	–	E5 [2-1]	E1 [0-1]	–	E4 [1-1]
2001	W3 [1-1]	W2 [1-1]	W5 [0-1]	E2 [1-1]	E3 [0-1]	*E1 [3-0]	W6 [1-1]	W1 [2-1]	W4 [0-1]	–	E5 [1-1]	E4 [1-1]	–	E6 [0-1]
2002	W1 [2-1]	W5 [0-1]	W6 [0-1]	E3 [1-1]	E1 [0-1]	E2 [0-1]	W4 [2-1]	W3 [0-1]	*W2 [3-0]	–	E6 [2-1]	E4 [1-1]	–	E5 [0-1]
2003	W4 [0-1]	W6 [0-1]	W2 [1-1]	E2 [0-1]	–	*E1 [3-0]	W3 [2-1]	W5 [1-1]	W1 [2-1]	–	E4 [0-1]	E3 [0-1]	–	E5 [1-1]
2004	W3 [1-1]	W6 [0-1]	W4 [0-1]	E2 [2-1]	E5 [1-1]	*E1 [3-0]	W2 [0-1]	W5 [0-1]	W1 [0-1]	–	E3 [2-1]	E6 [0-1]	–	E4 [2-1]
2005	W1 [1-1]	W4 [0-1]	W6 [1-1]	*E2 [3-0]	E6 [0-1]	E1 [2-1]	W2 [1-1]	W5 [1-1]	W3 [1-1]	–	E4 [0-1]	E5 [1-1]	–	E3 [0-1]
2006	W2 [0-1]	W3 [1-1]	W5 [0-1]	*E2 [3-0]	E6 [0-1]	E3 [2-1]	W1 [1-1]	W6 [0-1]	W4 [0-1]	–	E5 [3-1]	E1 [0-1]	–	E4 [1-1]
2007	W5 [0-1]	W3 [3-1]	W4 [0-1]	*E1 [3-0]	E5 [1-1]	E4 [1-1]	W6 [1-1]	W2 [1-1]	W1 [1-1]	–	E6 [0-1]	E3 [0-1]	–	E2 [0-1]
2008	W5 [1-1]	W2 [2-1]	W6 [0-1]	E4 [0-1]	*E6 [4-0]	E2 [0-1]	W4 [0-1]	W3 [0-1]	W1 [1-1]	–	E5 [1-1]	E1 [1-1]	–	E3 [1-1]
2009	W4 [1-1]	W6 [0-1]	W2 [1-1]	E3 [1-1]	E6 [0-1]	E4 [1-1]	W1 [1-1]	W5 [0-1]	*W3 [4-0]	–	E2 [0-1]	E1 [2-1]	–	E5 [0-1]
2010	W4 [1-1]	W3 [0-1]	W5 [0-1]	E4 [1-1]	E6 [1-1]	*E1 [3-0]	W6 [0-1]	W2 [0-1]	W1 [2-1]	–	E5 [0-1]	E3 [2-1]	–	E2 [1-1]
2011	W1 [1-1]	W4 [0-1]	W5 [0-1]	E1 [2-1]	E4 [1-1]	*E2 [3-0]	W6 [0-1]	W3 [1-1]	W2 [0-1]	–	E6 [0-1]	E5 [1-1]	–	E3 [2-1]
2012	5 [1-1]	9 [0-1]	10 [0-1]	4 [1-1]	11 [1-1]	1 [2-1]	8 [1-1]	7 [2-1]	6 [0-1]	–	12 [0-1]	2 [0-1]	–	*3 [3-0]
2013	4 [1-1]	7 [0-1]	14 [0-1]	1 [2-1]	8 [0-1]	2 [0-1]	9 [1-1]	*3 [3-0]	13 [1-1]	6 [1-1]	12 [0-1]	5 [1-1]	11 [1-1]	10 [2-1]
2014	10 [0-1]	5 [0-1]	12 [0-1]	1 [3-0]	3 [1-1]	2 [2-1]	7 [1-1]	6 [1-1]	14 [1-1]	8 [1-1]	13 [2-1]	4 [1-1]	9 [0-1]	11 [0-1]
2015	9 [0-1]	2 [2-1]	13 [3-1]	8 [1-1]	3 [1-1]	1 [3-0]	4 [0-1]	6 [0-1]	12 [0-1]	14 [0-1]	11 [2-1]	10 [1-1]	5 [0-1]	7 [0-1]

* Champion # Title vacated [ ] Tournament record

SEC MEN'S BASKETBALL LEGENDS

1999

Reggie King, Alabama
Sidney Moncrief, Arkansas
John Mengelt, Auburn
Tony Miller, Florida
Vern Fleming, Georgia
Frank Ramsey, Kentucky
Bob Pettit, LSU
John Stroud, Ole Miss
Bailey Howell, Mississippi State
Alex English, South Carolina
Reggie Johnson, Tennessee
Clyde Lee, Vanderbilt

2000

Wendall Hudson, Alabama
Tommy Boyer, Arkansas
Gary Redding, Auburn
Neal Walk, Florida
Alec Kessler, Georgia
Cliff Hagan, Kentucky
Rudy Macklin, LSU
Don Kessinger, Ole Miss
Jim Ashmore, Mississippi State
Kevin Joyce, South Carolina
A.W. Davis, Tennessee
Billy Joe Adcock, Vanderbilt

2001

T.R. Dunn, Alabama
Joe Kleine, Arkansas
Coach Sonny Smith, Auburn
Andy Owens, Florida
Zippy Morocco, Georgia
Wallace Jones, Kentucky
Joe Dean, LSU
Denver Brackeen, Ole Miss
W.D. Stroud, Mississippi State
John Roche, South Carolina
Ernie Grunfeld, Tennessee
Charles Davis, Vanderbilt

2002

Leon Douglas, Alabama
Ron Brewer, Arkansas
Bobby Cattage, Auburn
Chip Williams, Florida
Dominique Wilkins, Georgia
Cotton Nash, Kentucky
Ricky Blanton, LSU
Joe Gibbon, Ole Miss
Jeff Malone, Mississippi State
Skip Harlicka, South Carolina
Tony White, Tennessee
Roy Skinner, Vanderbilt

2003

Buck Johnson, Alabama
Lee Mayberry, Arkansas
Bill Alexander, Auburn
Gary Keller, Florida
James Banks, Georgia
Jack Givens, Kentucky
Pete Maravich, LSU
Carlos Clark, Ole Miss
Joe Dan Gold, Mississippi State
Mike Dunleavy, South Carolina
Tom Boerwinkle, Tennessee
Will Perdue, Vanderbilt

2004

Derrick McKey, Alabama
Todd Day, Arkansas
Charles Barkley, Auburn
Gene Shy, Florida
Lavon Mercer, Georgia
Dan Issel, Kentucky
Coach Dale Brown, LSU
Gerald Glass, Ole Miss
Greg Carter, Mississippi State
Brian Winters, South Carolina
Dale Ellis, Tennessee
Perry Wallace, Vanderbilt

2005

Gary Waites, Alabama
Scott Hastings, Arkansas
Rex Frederick, Auburn
Stacey Poole, Florida
Ronnie Hogue, Georgia
Sam Bowie, Kentucky
Bobby Lowther, LSU
Coolidge Ball, Ole Miss
Jack Bouldin, Mississippi State
Art Whisnant, South Carolina
Ron Widby, Tennessee
Jeff Fosnes, Vanderbilt

2006

Jim Farmer, Alabama
Marvin Delph, Arkansas
Lee DeFore, Auburn
Andrew Moten, Florida
Joe Ward, Georgia
Ralph Beard, Kentucky
Dick Maile, LSU
Sean Tuohy, Ole Miss
Rickey Brown, Mississippi State
Larry Davis, South Carolina
Bill Justus, Tennessee
Jim Henry, Vanderbilt

2007

Mike Nordholz, Alabama
U.S. Reed, Arkansas
Henry Hart, Auburn
Andrew DeClercq, Florida
Litterial Green, Georgia
Kenny Walker, Kentucky
Collis Temple Jr., LSU
Elston Turner, Ole Miss
Richard Williams, Miss. State
Zam Fredrick, South Carolina
Allan Houston, Tennessee
Jan van Breda Kolff, Vanderbilt

2008

Leon Marlaire, Alabama
Corliss Williamson, Arkansas
Wesley Person, Auburn
Dan Cross, Florida
Hugh Durham, Georgia
Kyle Macy, Kentucky
Frank Brian, LSU
Joe Harvell, Ole Miss
Wiley Peck, Mississippi State
Ronnie Collins, South Carolina
Bernard King, Tennessee
Barry Goheen, Vanderbilt

2009

Melvin Cheatum, Alabama
Scotty Thurman, Arkansas
Doc Robinson, Auburn
Eugene McDowell, Florida
Shandon Anderson, Georgia
Louie Dampier, Kentucky
Ethan Martin, LSU
Keith Carter, Ole Miss
Tony Watts, Mississippi State
Grady Wallace, South Carolina
Paul "Lefty" Walther, Tennessee
Phil Cox, Vanderbilt

2010

Charles Cleveland, Alabama
Jim Counce, Arkansas
Chuck Person, Auburn
Bob Emrick, Florida
Tom Brennan, Georgia
Joe B. Hall, Kentucky
Ned Clark, LSU
Cob Jarvis, Ole Miss
Kermit Davis, Mississippi State
Melvin Watson, South Carolina
Don DeVoe, Tennessee
Ronnie McMahan, Vanderbilt

2011

Robert Horry, Alabama
George Kok, Arkansas
Jimmy Fibbe, Auburn
Craig Brown, Florida
Walter Daniels, Georgia
Kevin Grevey, Kentucky
Howard Carter, LSU
Bob Weltlich, Ole Miss
Darryl Wilson, Mississippi State
BJ McKie, South Carolina
Jimmy England, Tennessee
Jeff Turner, Vanderbilt

2012

Jack Kubiszyn, Alabama
Nolan Richardson, Arkansas
Chris Morris, Auburn
Mike Miller, Florida
Willie Anderson, Georgia
Adrian "Odie" Smith, Kentucky
Kenny Higgs, LSU
Jack Waters, Ole Miss
Chuck Evans, Mississippi State
Henry Martin, South Carolina
Gene Tormohlen, Tennessee
Drew Maddux, Vanderbilt

2013

Wimp Sanderson, Alabama
Jerry Carlton, Arkansas
Ronnie Battle, Auburn
Bill Koss, Florida
Tim Bassett, Georgia
Jamal Mashburn, Kentucky
Geert Hammink, LSU
Rahim Lockhart, Ole Miss
Horatio Webster, Mississippi State
Norm Stewart, Missouri
Eddie Fogler, South Carolina
Len Kosmalski, Tennessee
John Beasley, Texas A&M
Mike Rhodes, Vanderbilt

2014

Eddie Phillips, Alabama
Clint McDaniel, Arkansas
Gerald White, Auburn
Greg Stolt, Florida
D.A. Layne, Georgia
Tony Delk, Kentucky
Mahmoud Abdul-Rauf (Chris Jackson), LSU
Ansu Sesay, Ole Miss
Erick Dampier, Mississippi State
John Brown, Missouri
Gary Gregor, South Carolina
Dr. Ed Wiener, Tennessee
Dr. John Thornton, Texas A&M
Matt Freije, Vanderbilt

2015

C.M. Newton, Alabama
Darrell Walker, Arkansas
Chris Porter, Auburn
Eddie Shannon, Florida
Jacky Dorsey, Georgia
Bob Burrow, Kentucky
Ronald Dupree, LSU
B.L. "Country" Graham, Ole Miss
Doug Hutton, Mississippi State
Derrick Chievous, Missouri
Jack Thompson, South Carolina
Johnny Darden, Tennessee
Sonny Parker, Texas A&M
Bruce Elder, Vanderbilt

SEC IN THE NCAA TOURNAMENT

TEAM	APP	WON	LOST	PCT	SWEET 16	ELITE EIGHT	FINAL FOUR	NCAA TITLES	BEST FINISH (YEAR[S])
Alabama	19#	18	19	.486	7#	1	0	0	Regional Finals (2004)
Arkansas	30	41	30	.578	14	8	6	1	Champion (1994)
Auburn	8	12	8	.600	4	1	0	0	Regional Finals (1986)
Florida	17#	39	15	.722	9#	8	5	2	Champion (2006, 07)
Georgia	10#	5	10	.333	2	1	1	0	Final Four (1983)
Kentucky	54#	120	48	.714	45#	35	17	8	Champion (1948, 49, 51, 58, 78, 96, 98, 2012)
LSU	21	24	24	.500	9	6	4	0	Final Four (1953, 81, 86, 2006)
Ole Miss	8	5	8	.385	1	0	0	0	Regional Semis (2001)
Mississippi State	10	11	10	.524	3	1	1	0	Final Four (1996)
Missouri	26	22	26	.458	6	3	0	0	Regional Finals (1976, 94, 2002, 09)
South Carolina	8	4	9	.308	3	0	0	0	Regional Semis (1971, 72, 73)
Tennessee	20	19	20	.487	7	1	0	0	Regional Finals (2010)
Texas A&M	12	9	13	.409	3	0	0	0	Regional Semis (1969, 80, 2007)
Vanderbilt	13	10	14	.417	6	1	0	0	Regional Finals (1965)
Former Member									
Georgia Tech	1	1	1	.500	1	1	0	0	Regional Finals (1960)
TOTALS									
Current Membership	251#	339	255	.571	119#	63	33	11	
Actual Membership	199#	294	194	.602	104#	57	30	11	

NCAA TOURNAMENT APPEARANCES

ALABAMA [19#]

1975, 76 (RS), 82 (RS), 83, 84, 85 (RS), 86 (RS), 87 (RS)#, 89, 90 (RS), 91 (RS), 92, 94, 95, 02, 03, 04, 05 (RF), 06, 12

ARKANSAS [30]

1941 (FF-t3rd), 45 (FF-t3rd), 49 (RS), 58 (RS), 77, 78 (FF-3rd), 79 (RF), 80, 81 (RS), 82, 83 (RS), 84, 85, 88, 89, 90 (FF-t3rd), 91 (RF), 92, 93 (RS), 94 (FF-1st), 95 (FF-2nd), 96 (RS), 98, 99, 00, 01, 06, 07, 08, 15

AUBURN [8]

1984, 85 (RS), 86 (RF), 87, 88, 99 (RS), 00, 03 (RS)

FLORIDA [17#]

1987 (RS)#, 88#, 89, 94 (FF), 95, 99 (RS), 00 (FF-2nd), 01, 02, 03, 04, 05, 06 (FF-1st), 07 (FF-1st), 10, 11 (RF), 12 (RF), 13 (RF), 14 (FF)

GEORGIA [10#]

1983 (FF-t3rd), 85#, 87, 90, 91, 96 (RS), 97, 01, 02#, 08, 11, 15

KENTUCKY [55#]

1942 (FF-t3rd), 45 (RS), 48 (FF-1st), 49 (FF-1st), 51 (FF-1st), 52 (RF), 55 (RS), 56 (RF), 57 (RF), 58 (FF-1st), 59 (RS), 61 (RF), 62 (RF), 64 (RS), 66 (FF-2nd), 68 (RF), 69 (RS), 70 (RF), 71 (RS), 72 (RF), 73 (RF), 75 (FF-2nd), 77 (RF), 78 (FF-1st), 80 (RS), 81, 82, 83 (RF), 84 (FF-t3rd), 85 (RS), 86 (RF), 87, 88 (RS)#, 92 (RF), 93 (FF-t3rd), 94, 95 (RF), 96 (FF-1st), 97 (FF t3rd), 98 (FF-1st), 99 (RF), 00, 01 (RS), 02, 03 (RF), 04, 05 (RF), 06, 07, 08, 10 (RF), 11 (FF-3rd), 12 (FF-1st), 14 (FF-2nd), 15 (FF-3rd)

LSU [21]

1953 (FF-4th), 54 (RS), 79 (RS), 80 (RF), 81 (FF-4th), 84, 85, 86 (FF-t3rd), 87 (RF), 88, 89, 90, 91, 92, 93, 00 (RS), 03, 05, 06 (FF-t3rd), 09, 15

OLE MISS [8]

1981, 97, 98, 99, 01 (RS), 02, 13, 15

MISSISSIPPI STATE [10]

1963 (RS), 91, 95 (RS), 96 (FF-t3rd), 02, 03, 04, 05, 08, 09

MISSOURI [26]

1944 (RS), 76 (RF), 78, 80 (RS), 81, 82, 83, 86, 87, 88, 89 (RS), 90, 92, 93, 94 (RF), 95, 99, 00, 01, 02 (RF), 03, 09 (RF), 10, 11, 12, 13

SOUTH CAROLINA [8]

1971 (RS), 72 (RS), 73 (RS), 74, 89, 97, 98, 04

TENNESSEE [20]

1967 (RS), 76, 77, 79, 80, 81 (RS), 82, 83, 89, 98, 99, 00 (RS), 01, 06, 07 (RS), 08 (RS), 09, 10 (RF), 11, 14 (RS)

TEXAS A&M [12]

1951, 64, 69 (RS), 75, 80 (RS), 87, 06, 07 (RS), 08, 09, 10, 11

VANDERBILT [13]

1965 (RF), 74 (RS), 88 (RS), 89, 91, 93 (RS), 97, 04 (RS), 07 (RS), 08, 10, 11, 12

RS - Regional Semifinals
RF - Regional Finals
FF - Final Four

The following NCAA Tournament appearances were later vacated by the NCAA: 1985 - Georgia (1-1); 1987 - Alabama (2-1) and Florida (2-1); 1988 - Florida (1-1) and Kentucky (2-1); 2002 - Georgia (1-1).

TEAM RECORDS

APPEARANCES

1.	**54**	***Kentucky**	**1942-2015**
2.	46	North Carolina	1941-2015
3.	45	*UCLA	1950-2015
3.	44	Kansas	1940-2015
4.	41	Louisville	1951-2015
5.	39	Duke	1955-2015
6.	38	Indiana	1940-2015
7.	37	Syracuse	1957-2014
8.	34	Notre Dame	1953-2015
	34	Villanova	1942-2015

GAMES PLAYED

1.	**168**	***Kentucky**	**1942-2015**
2.	156	North Carolina	1941-2015
3.	140	Kansas	1940-2015
6.	139	Duke	1955-2015
5.	137	*UCLA	1950-2015

WINS

1.	**120**	***Kentucky**	**1942-2015**
2.	112	North Carolina	1941-2015
3.	105	Duke	1955-2015
4.	99	*UCLA	1950-2015
5.	97	Kansas	1940-2014

CONSECUTIVE APPEARANCES

1.	27	North Carolina	1975-2001
2.	26	Kansas	1990-2015
3.	20	Duke	1996-2015
4.	18	Indiana	1986-2003
5.	18	Michigan St.	1998-2015
6.	**17**	**Kentucky**	**1992-2008**
7.	16	Gonzaga	1999-2015
	16	Wisconsin	1999-2015

* Does not include vacated years except for streaks.

SEC YEAR-BY-YEAR IN THE NCAA TOURNAMENT

YEAR	W-L	PCT.	NCAA TEAMS
1942	1-1	.500	1 (Kentucky)
1945	1-1	.500	1 (Kentucky)
1948	3-0	1.000	1 (Kentucky)
1949	3-0	1.000	1 (Kentucky)
1951	4-0	1.000	1 (Kentucky)
1952	1-1	.500	1 (Kentucky)
1953	2-2	.500	1 (LSU)
1954	0-2	.000	1 (LSU)
1955	1-1	.500	1 (Kentucky)
1956	1-1	.500	1 (Kentucky)
1957	1-1	.500	1 (Kentucky)
1958	4-0	1.000	1 (Kentucky)
1959	1-1	.500	1 (Kentucky)
1960	1-1	.500	1 (Georgia Tech)
1961	1-1	.500	1 (Kentucky)
1962	1-1	.500	1 (Kentucky)
1963	1-1	.500	1 (Mississippi State)
1964	0-2	.000	1 (Kentucky)
1965	1-1	.500	1 (Vanderbilt)
1966	3-1	.750	1 (Kentucky)
1967	0-2	.000	1 (Tennessee)
1968	1-1	.500	1 (Kentucky)
1969	1-1	.500	1 (Kentucky)
1970	1-1	.500	1 (Kentucky)
1971	0-2	.000	1 (Kentucky)
1972	1-1	.500	1 (Kentucky)
1973	1-1	.500	1 (Kentucky)
1974	0-2	.000	1 (Vanderbilt)
1975	4-2	.667	2 (Alabama 0-1, Kentucky 4-1)
1976	1-2	.333	2 (Alabama 1-1, Tennessee 0-1)
1977	2-2	.500	2 (Kentucky 2-1, Tennessee 0-1)
1978	5-0	1.000	1 (Kentucky)
1979	2-2	.500	2 (LSU 1-1, Tennessee 1-1)
1980	4-3	.571	3 (Kentucky 1-1, LSU 2-1, Tennessee 1-1)
1981	4-5	.444	4 (Kentucky 0-1, LSU 3-2, Ole Miss 0-1, Tennessee 1-1)
1982	2-3	.400	3 (Alabama 1-1, Kentucky 0-1, Tennessee 1-1)
1983	6-4	.600	4 (Alabama 0-1, Georgia 3-1, Kentucky 2-1, Tennessee 1-1)
1984	3-4	.429	4 (Alabama 0-1, Auburn 0-1, Kentucky 3-1, LSU 0-1)
1985	7-5	.583	5 (Alabama 2-1, Auburn 2-1, Georgia 1-1#, Kentucky 2-1, LSU 0-1)
1986	12-4	.750	4 (Alabama 2-1, Auburn 3-1, Kentucky 3-1, LSU 4-1)
1987	8-6	.571	6 (Alabama 2-1#, Auburn 1-1, Florida 2-1#, Georgia 0-1, Kentucky 0-1, LSU 3-1)
1988	6-5	.545	5 (Auburn 1-1, Florida 1-1#, Kentucky 2-1#, LSU 0-1, Vanderbilt 2-1)
1989	0-5	.000	5 (Alabama 0-1, Florida 0-1, LSU 0-1, Tennessee 0-1, Vanderbilt 0-1)
1990	3-3	.500	3 (Alabama 2-1, Georgia 0-1, LSU 1-1)
1991	2-5	.286	5 (Alabama 2-1, Georgia 0-1, LSU 0-1, Mississippi State 0-1, Vanderbilt 0-1)
1992	6-4	.600	4 (Alabama 1-1, Arkansas 1-1, Kentucky 3-1, LSU 1-1)
1993	8-4	.667	4 (Arkansas 2-1, Kentucky 4-1, LSU 0-1, Vanderbilt 2-1)
1994	12-3	.800	4 (Alabama 1-1, Arkansas 6-0, Florida 4-1, Kentucky 1-1)
1995	11-5	.688	5 (Alabama 1-1, Arkansas 5-1, Florida 0-1, Kentucky 3-1, Mississippi State 2-1)
1996	14-3	.824	4 (Arkansas 2-1; Georgia 2-1, Kentucky 6-0, Mississippi State 4-1)
1997	5-5	.500	5 (Georgia 0-1; Kentucky 5-1; Ole Miss 0-1; South Carolina 0-1; Vanderbilt 0-1)
1998	7-4	.636	5 (Arkansas 1-1; Kentucky 6-0, Ole Miss 0-1; South Carolina 0-1; Tennessee 0-1)
1999	10-6	.625	6 (Arkansas 1-1; Auburn 2-1, Florida 2-1; Kentucky 3-1, Ole Miss 1-1, Tennessee 1-1)
2000	11-6	.647	6 (Arkansas 0-1; Auburn 1-1; Florida 5-1; Kentucky 1-1; LSU 2-1; Tennessee 2-1)
2001	5-6	.455	6 (Arkansas 0-1; Florida 1-1; Georgia 0-1; Kentucky 2-1; Ole Miss 2-1; Tennessee 0-1)
2002	5-6	.455	6 (Alabama 1-1; Florida 0-1; Georgia 1-1#; Kentucky 2-1; Ole Miss 0-1; Miss. State 1-1)
2003	6-6	.500	6 (Alabama 0-1; Auburn 2-1; Florida 1-1; Kentucky 3-1; LSU 0-1; Miss. State 0-1)
2004	7-6	.538	6 (Alabama 3-1; Florida 0-1; Kentucky 1-1; Miss. State 1-1; So. Carolina 0-1; Vanderbilt 2-1)
2005	5-5	.500	5 (Alabama 0-1; Florida 1-1; Kentucky 3-1; LSU 0-1; Mississippi State 1-1)
2006	13-5	.722	6 (Alabama 1-1; Arkansas 0-1; Florida 6-0; Kentucky 1-1; LSU 4-1; Tennessee 1-1)
2007	11-4	.733	5 (Arkansas 0-1; Florida 6-0; Kentucky 1-1; Tennessee 2-1; Vanderbilt 2-1)
2008	4-6	.400	6 (Arkansas 1-1; Georgia 0-1; Kentucky 0-1; Miss. State 1-1; Tennessee 2-1; Vanderbilt 0-1)
2009	1-3	.250	3 (LSU 1-1, Mississippi State 0-1, Tennessee 0-1)
2010	6-4	.600	4 (Florida 0-1; Kentucky 3-1; Tennessee 3-1; Vanderbilt 0-1)
2011	7-5	.583	5 (Florida 3-1, Georgia 0-1, Kentucky 4-1, Tennessee 0-1, Vanderbilt 0-1)
2012	10-3	.769	4 (Alabama 0-1, Florida 3-1, Kentucky 6-0, Vanderbilt 1-1)
2013	4-3	.571	3 (Florida 3-1, Ole Miss 1-1, Missouri 0-1)
2014	12-3	.800	3 (Florida 4-1, Kentucky (5-1), Tennessee (3-1)
2015	6-5	.545	5 (Arkansas 1-1, Georgia 0-1, Kentucky 4-1, LSU 0-1, Ole Miss 1-1)



***#Note**: The following NCAA Tournament appearances were later vacated by the NCAA: 1985: Georgia (1-1); 1987:Alabama (2-1) and Florida (2-1); 1988:Florida (1-1) and Kentucky (2-1); 2002: Georgia (1-1).*

NCAA TOURNAMENT RESULTS

1941

^Arkansas 52, Wyoming 40	Western RS (Kansas City, Mo.)	3/21
Washington State 64, ^Arkansas 53	Western RF [FF] (Kansas City, Mo.)	3/22

1942

Kentucky 46, Illinois 44	Eastern RS (New Orleans, La.)	3/20
Dartmouth 47, Kentucky 28	Eastern RF [FF] (New Orleans, La.)	3/21

1944

Utah 45, ^Missouri 35	West RS (Kansas City, Mo.)	3/24

1945

^Arkansas 79, Oregon 76	Western RS (Kansas City, Mo.)	3/23
Oklahoma State 68, ^Arkansas 41	Western RF [FF] (Kansas City, Mo.)	3/24
Ohio State 45, Kentucky 37	Eastern RS (New York, N.Y.)	3/22
Tufts 66, Kentucky 56	Eastern RC/3rd Place (New York, N.Y.)	3/24

1948

Kentucky 76, Columbia 53	Eastern RS (New York, N.Y.)	3/19
Kentucky 60, Holy Cross 52	Eastern RF [FF] (New York, N.Y.)	3/20
Kentucky 58, Baylor 42	National Championship (New York, N.Y.)	3/23

1949

Oregon State 56, ^Arkansas 38	Western RS (Kansas City, Mo.)	3/18
^Arkansas 61, Wyoming 48	RC/3rd Place (Kansas City, Mo.)	3/19
Kentucky 85, Villanova 72	Eastern RS (New York, N.Y.)	3/21
Kentucky 76, Illinois 47	Eastern RF [FF] (New York, N.Y.)	3/22
Kentucky 46, Oklahoma State 36	National Championship (Seattle, Wash.)	3/26

1951

Kentucky 79, Louisville 68	East 1st Rd (Raleigh, N.C.)	3/20
Kentucky 59, St. John's (N.Y.) 43	East RS (New York, N.Y.)	3/22
Kentucky 76, Illinois 74	East RF [FF] (New York, N.Y.)	3/24
Kentucky 68, Kansas State 58	Nat'l Championship (Minneapolis, Minn.)	3/27
Washington 62, ^Texas A&M 40	West 1st Rd (Kansas City, Mo.)	3/22

1952

Kentucky 82, Penn State 54	East RS (Raleigh, N.C.)	3/21
St. John's (N.Y.) 64, Kentucky 57	East RF (Raleigh, N.C.)	3/22

1953

LSU 89, Lebanon Valley 76	East RS (Raleigh, N.C.)	3/13
LSU 81, Holy Cross 73	East RF (Raleigh, N.C.)	3/14
Indiana 80, LSU 67	National Semis (Kansas City, Mo.)	3/17
Washington 88, LSU 69	Nat'l Consol/3rd Place (Kansas City, Mo.)	3/18

1954

Penn State 78, LSU 70	East RS (Iowa City, Iowa)	3/12
Indiana 73, LSU 62	RC/3rd Place (Iowa City, Iowa)	3/13

Kentucky declined bid in 1954

1955

Marquette 79, Kentucky 71	East RS (Evanston, Ill.)	3/11
Kentucky 84, Penn State 59	RC/3rd Place (Evanston, Ill.)	3/12

1956

Kentucky 84, Wayne State 64	Midwest RS (Iowa City, Iowa)	3/16
Iowa 89, Kentucky 77	Midwest RF (Iowa City, Iowa)	3/17

Alabama declined bid in 1956

1957

Kentucky 98, Pittsburgh 92	Mideast RS (Lexington, Ky.)	3/15
Michigan State 80, Kentucky 68	Mideast RF (Lexington, Ky.)	3/16

1958

Oklahoma State 65, ^Arkansas 40	Midwest RS (Lawrence, Kan.)	3/14
Cincinnati 97, ^Arkansas 62	RC/3rd Place (Lawrence, Kan.)	3/15
Kentucky 94, Miami (Ohio) 70	Mideast RS (Lexington, Ky.)	3/14
Kentucky 89, Notre Dame 56	Mideast RF (Lexington, Ky.)	3/15
Kentucky 61, Temple 60	National Semis (Louisville, Ky.)	3/21
Kentucky 84, Seattle 72	National Championship (Louisville, Ky.)	3/22

1959

Louisville 76, Kentucky 61	Mideast RS (Evanston, Ill.)	3/13
Kentucky 98, Marquette 69	RC/3rd Place (Evanston, Ill.)	3/14

1960

Georgia Tech 57, Ohio 54	Mideast RS (Louisville, Ky.)	3/11
Ohio State 86, Georgia Tech 6986	Mideast RF (Louisville, Ky.)	3/12

1961

Kentucky 71, Morehead State 64	Mideast RS (Louisville, Ky.)	3/17
Ohio State 87, Kentucky 74	Mideast RF (Louisville, Ky.)	3/18

1962

Kentucky 81, Butler 60	Mideast RS (Iowa City, Iowa)	3/16
Ohio State 74, Kentucky 64	Mideast RF (Iowa City, Iowa)	3/17

1963

Loyola (Ill.) 61, Mississippi St. 51	Mideast RS (East Lansing, Mich.)	3/15
Mississippi St. 65, Bowling Green 60	RC/3rd Place (East Lansing, Mich.)	3/16

1964

Ohio 85, Kentucky 69	Mideast RS (Minneapolis, Minn.)	3/13
Loyola (Ill.) 100, Kentucky 91	RC/3rd Place (Minneapolis, Minn.)	3/14
UTEP 68, ^Texas A&M 62	Midwest 1st Rd (Dallas, Texas)	3/9

1965

Vanderbilt 83, DePaul 78*	Mideast RS (Lexington, Ky.)	3/12
Michigan 87, Vanderbilt 85	Mideast RF (Lexington, Ky.)	3/13

1966

Kentucky 86, Dayton 79	Mideast RS (Iowa City, Iowa)	3/11
Kentucky 84, Michigan 77	Mideast RF (Iowa City, Iowa)	3/12
Kentucky 83, Duke 79	National Semis (College Park, Md.)	3/18
Texas-El Paso 72, Kentucky 65	National Championship (College Park, Md.)	3/19

1967

Dayton 53, Tennessee 52	Mideast RS (Evanston, Ill.)	3/17
Indiana 51, Tennessee 44	RC/3rd Place (Evanston, Ill.)	3/18

1968

Kentucky 107, Marquette 89	Mideast RS (Lexington, Ky.)	3/15
Ohio State 82, Kentucky 81	Mideast RF (Lexington, Ky.)	3/16

1969

Marquette 81, Kentucky 74	Mideast RS (Madison, Wisc.)	3/13
Kentucky 72, Miami (Ohio) 71	RC/3rd Place (Madison, Wisc.)	3/15
^Texas A&M 81, Trinity (Texas) 66	Midwest 1st Rd (Fort Worth, Texas)	3/8
Drake 81, ^Texas A&M 63	Midwest 2nd Rd (Manhattan, Kan.)	3/13

1970

Kentucky 109, Notre Dame 99	Mideast RS (Columbus, Ohio)	3/12
Jacksonville 106, Kentucky 100	Mideast RF (Columbus, Ohio)	3/14

1971

Western Kentucky 107, Kentucky 83	Mideast RS (Athens, Ga.)	3/18
Marquette 91, Kentucky 74	RC/3rd Place (Athens, Ga.)	3/20
Pennsylvania 79, ^South Carolina 64	East RS (Raleigh, N.C.)	3/18
Fordham 100, ^South Carolina 90	RC/3rd Place (Raleigh, N.C.)	3/20

1972

Kentucky 85, Marquette 69	Mideast RS (Dayton, Ohio)	3/16
Florida State 73, Kentucky 54	Mideast RF (Dayton, Ohio)	3/18
^South Carolina 53, Temple 51	East 1st Rd (Williamsburg, Pa.)	3/11
North Carolina 92, ^South Carolina 69	East RS (Morgantown, W.Va.)	3/16
^South Carolina 90, Villanova 78	RC/3rd Place (Morgantown, W.Va.)	3/18

1973

Kentucky 106, Austin Peay 100*	Mideast RS (Nashville, Tenn.)	3/15
Indiana 72, Kentucky 65	Mideast RF (Nashville, Tenn.)	3/17
^South Carolina 78, Texas Tech 70	Midwest 1st Rd (Wichita, Kan.)	3/10
Memphis State 90, ^South Carolina 76	Midwest RS (Houston, Texas)	3/15
^South Carolina 90, Southwestern La 85	RC/3rd Place (Houston, Texas)	3/17

1974

Furman 75, ^South Carolina 67	East 1st Rd (Philadelphia, Pa.)	3/9
Marquette 69, Vanderbilt 61	Mideast RS (Tuscaloosa, Ala.)	3/14
Notre Dame 118, Vanderbilt 88	RC/3rd Place (Tuscaloosa, Ala.)	3/16

1975

Arizona State 97, Alabama 94	West 1st Rd (Tempe, Ariz.)	3/15
Kentucky 76, Marquette 54	Mideast 1st Rd (Tuscaloosa, Ala.)	3/15
Kentucky 90, Central Michigan 73	Mideast RS (Dayton, Ohio)	3/20
Kentucky 92, Indiana 90	Mideast RF (Dayton, Ohio)	3/22
Kentucky 95, Syracuse 79	National Semis (San Diego, Calif.)	3/29
UCLA 92, Kentucky 85	National Championship (San Diego, Calif.)	3/31
Cincinnati 87, ^Texas A&M 79	Midwest 1st Rd (Lubbock, Texas)	3/15

1976

Alabama 79, North Carolina 64	Mideast 1st Rd (Dayton, Ohio)	3/13
Indiana 74, Alabama 69	Mideast RS (Baton Rouge, La.)	3/20
^Missouri 69, Washington 67	Midwest 1st Rd (Lawrence, Kan.)	3/13
^Missouri 86, Texas Tech 75	Midwest RS (Louisville, Ky.)	3/18
Michigan 95, ^Missouri 88	Midwest RF (Louisville, Ky.)	3/20
Va. Military Institute 81, Tennessee 75	East 1st Rd (Charlotte, N.C.)	3/13

1977

Wake Forest 86, ^Arkansas 80	Midwest 1st Rd (Norman, Okla.)	3/12
Kentucky 72, Princeton 58	East 1st Rd (Philadelphia, Penn.)	3/12
Kentucky 93, Virginia Military 78	East RS (College Park, Md.)	3/17
North Carolina 79, Kentucky 72	East RF (College Park, Md.)	3/19
Syracuse 93, Tennessee 88*	Mideast 1st Rd (Baton Rouge, La.)	3/13

1978

^Arkansas 73, Weber State 52	West 1st Rd (Eugene, Ore.)	3/11
^Arkansas 74, UCLA 70	West RS (Albuquerque, N.M.)	3/16
^Arkansas 61, Cal State-Fullerton 58	West RF (Albuquerque, N.M.)	3/18
Kentucky 64, ^Arkansas 59	National Semis (St. Louis, Mo.)	3/25
^Arkansas 71, Notre Dame 69	Nat'l Consol./3rd Place (St. Louis, Mo.)	3/27
Kentucky 85, Florida State 76	Mideast 1st Rd (Knoxville, Tenn.)	3/11
Kentucky 91, Miami (Ohio) 69	Mideast RS (Dayton, Ohio)	3/16
Kentucky 52, Michigan State 49	Mideast RF (Dayton, Ohio)	3/18
Kentucky 64, Arkansas 59	National Semis (St. Louis, Mo.)	3/25
Kentucky 94, Duke 88	National Championship (St. Louis, Mo.)	3/27
Utah 86, ^Missouri 79**	Midwest 1st Rd (Wichita, Kan.)	3/12

1979

^(2) Arkansas 74, (7) Weber State 63	Midwest 2nd Rd (Lawrence, Kan.)	3/11
^(2) Arkansas 73, (3) Louisville 62	Midwest RS (Cincinnati, Ohio)	3/15
(1) Indiana State 73, ^(2) Arkansas 71	Midwest RF (Cincinnati, Ohio)	3/17
(3) LSU 71, (6) Appalachian State 57	Mideast 2nd Rd (Murfreesboro, Tenn.)	3/11
(2) Michigan State 87, (3) LSU 71	Mideast RS (Indianapolis, Ind.)	3/16
(8) Tennessee 97, (9) Eastern Kentucky 81	Mideast 1st Rd (Murfreesboro, Tenn.)	3/9
(1) Notre Dame 73, (8) Tennessee 67	Mideast 2nd Rd (Murfreesboro, Tenn.)	3/11

1980

(7) Kansas State 71, ^(10) Arkansas 53	Midwest 1st Rd (Lincoln, Neb.)	3/6
(1) Kentucky 97, (8) Florida State 78	Mideast 2nd Rd (Bowling Green, Ky.)	3/9
(4) Duke 55, (1) Kentucky 54	Mideast RS (Lexington, Ky.)	3/13
(1) LSU 98, (8) Alcorn State 88	Midwest 2nd Rd (Denton, Texas)	3/9
(1) LSU 68, (5) Missouri 63	Midwest RS (Houston, Texas)	3/14
(2) Louisville 86, (1) LSU 66	Midwest RF (Houston, Texas)	3/16
^(5) Missouri 61, (12) San Jose State 51	Midwest 1st Rd (Lincoln, Neb.)	3/6
^(5) Missouri 87, (4) Notre Dame 84*	Midwest 2nd Rd (Lincoln, Neb.)	3/8
(1) LSU 68, ^(5) Missouri 63	Midwest RS (Houston, Texas)	3/14
(7) Tennessee 80, (10) Furman 69	East 1st Rd (Greensboro, N.C.)	3/6
(2) Maryland 86, (7) Tennessee 75	East 2nd Rd (Greensboro, N.C.)	3/8
^(6) Texas A&M 55, (11) Bradley 53	Midwest 1st Rd (Denton, Texas)	3/7
^(6) Texas A&M 78, (3) No. Carolina 61**	Midwest 2nd Rd (Denton, Texas)	3/9
(2) Louisville 66, ^(6) Texas A&M 55*	Midwest RS (Houston, Texas)	3/14

1981

^(5) Arkansas 73, (12) Mercer 67	Midwest 1st Rd (Austin, Texas)	3/12
^(5) Arkansas 74, (4) Louisville 73	Midwest 2nd Rd (Austin, Texas)	3/14
(1) LSU 72, ^(5) Arkansas 56	Midwest RS (New Orleans, La.)	3/20
(7) UAB 69, (2) Kentucky 62	Mideast 2nd Rd (Tuscaloosa, Ala.)	3/14
(1) LSU 100, (8) Lamar 78	Midwest 2nd Rd (Austin, Texas)	3/14
(1) LSU 72, (5) Arkansas 56	Midwest RS (New Orleans, La.)	3/20
(1) LSU 96, (6) Wichita State 85	Midwest RF (New Orleans, La.)	3/22
(3) Indiana 67, (1) LSU 49	National Semis (Philadelphia, Penn.)	3/28
(1) Virginia 78, (1) LSU 74	Nat'l Consol./3rd Place (Philadelphia, Penn.)	3/30
(7) Kansas 69, (10) Ole Miss 66	Midwest 1st Rd (Wichita, Kan.)	3/13
(8) Lamar 71, ^(9) Missouri 67	Midwest 1st Rd (Austin, Texas)	3/12
(4) Tennessee 58, (5) VCU 56*	East 2nd Rd (Charlotte, N.C.)	3/15
(1) Virginia 62, (4) Tennessee 48	East RS (Atlanta, Ga.)	3/19

1982

(4) Alabama 69, (5) St. John's (N.Y.) 68	East 2nd Rd (Uniondale, N.Y.)	3/14
(1) North Carolina 74, (4) Alabama 69	East RS (Raleigh, N.C.)	3/19
(5) Kansas State 65, ^(4) Arkansas 64	Midwest 2nd Rd (Dallas, Texas)	3/14
(11) Middle Tenn. St. 50, (6) Kentucky 44	Mideast 1st Rd (Nashville, Tenn.)	3/11
^(2) Missouri 73, (7) Marquette 69	Midwest 2nd Rd (Tulsa, Okla.)	3/13
(6) Houston 79, ^(2) Missouri 78	Midwest RS (St. Louis, Mo.)	3/19
(9) Tennessee 61, (8) SW Louisiana 57	Mideast 1st Rd (Indianapolis, Ind.)	3/12
(1) Virginia 54, (9) Tennessee 51	Mideast 2nd Rd (Indianapolis, Ind.)	3/14

1983

(11) Lamar 73, (6) Alabama 50	Midwest 1st Rd (Houston, Texas)	3/17
^(4) Arkansas 78, (5) Purdue 68	Mideast 2nd Rd (Evansville, Ill.)	3/19
(1) Louisville 65, ^(4) Arkansas 63	Mideast RS (Knoxville, Tenn.)	3/24
(4) Georgia 56, (5) Va. Commonwealth 54	East 2nd Rd (Greensboro, N.C.)	3/19
(4) Georgia 70, (1) St. John's (N.Y.) 67	East RS (Syracuse, N.Y.)	3/25
(4) Georgia 82, (2) North Carolina 77	East RF (Syracuse, N.Y.)	3/27
(6) North Carolina St. 67, (4) Georgia 60	National Semis (Albuquerque, N.M.)	4/2
(3) Kentucky 57, (11) Ohio 40	Mideast 2nd Rd (Tampa, Fla.)	3/19
(3) Kentucky 64, (2) Indiana 59	Mideast RS (Knoxville, Tenn.)	3/24
(1) Louisville 68, (3) Kentucky 68*	Mideast RF (Knoxville, Tenn.)	3/26
(7) Iowa 77, ^(2) Missouri 63	Midwest 2nd Rd (Louisville, Ky.)	3/20
(8) Tennessee 57, (9) Marquette 56	Mideast 1st Rd (Evansville, Ind.)	3/18
(1) Louisville 70, (8) Tennessee 57	Mideast 2nd Rd (Evansville, Ind.)	3/20

1984

(8) Illinois State 49, (9) Alabama 48	Midwest 1st Rd (Lincoln, Neb.)	3/16
(7) Virginia 53, ^(2) Arkansas 51*	East 2nd Rd (East Rutherford, N.J.)	3/18
(12) Richmond 72, (5) Auburn 71	East 1st Rd (Charlotte, N.C.)	3/15
(1) Kentucky 93, (8) Brigham Young 68	Mideast 2nd Rd (Birmingham, Ala.)	3/17
(1) Kentucky 72, (5) Louisville 67	Mideast RS (Lexington, Ky.)	3/22
(1) Kentucky 54, (2) Illinois 51	Mideast RF (Lexington, Ky.)	3/24
(1) Georgetown 53, (1) Kentucky 40	National Semis (Seattle, Wash.)	3/31
(10) Dayton 74, (7) LSU 66	West 1st Rd (Salt Lake City, Utah)	3/15

1985

(7) Alabama 50, (10) Arizona 41	West 1st Rd (Albuquerque, N.M.)	3/15
(7) Alabama 63, (2) Va. Commonwealth 59	West 2nd Rd (Albuquerque, N.M.)	3/17
(3) North Carolina St. 61, (7) Alabama 55	West RS (Denver, Colo.)	3/22
^(9) Arkansas 63, (8) Iowa 64	West 1st Rd (Salt Lake City, Utah)	3/14
(1) St. John's (N.Y.) 68, ^(9) Arkansas 65	West 2nd Rd (Salt Lake City, Utah)	3/16
(11) Auburn 59, (6) Purdue 58	Southeast 1st Rd (Notre Dame, Ind.)	3/14
(11) Auburn 66, (3) Kansas 64	Southeast 2nd Rd (Notre Dame, Ind.)	3/16
(2) North Carolina 62, (11) Auburn 56	Southeast RS (Birmingham, Ala.)	3/22
#(6) Georgia 67, (11) Wichita State 59	East 1st Rd (Atlanta, Ga.)	3/15
(3) Illinois 74, #(6) Georgia 58	East 2nd Rd (Atlanta, Ga.)	3/17
(12) Kentucky 66, (5) Washington 58	West 1st Rd (Salt Lake City, Utah)	3/14
(12) Kentucky 64, (4) Nevada-Las Vegas 61	West 2nd Rd (Salt Lake City, Utah)	3/16
(1) St. John's (N.Y.) 86, (12) Kentucky 70	West RS (Denver, Colo.)	3/22
(13) Navy 78, (4) LSU 55	Southeast 1st Rd (Dayton, Ohio)	3/15

1986

(5) Alabama 97, (12) Xavier (Ohio) 80	Southeast 1st Rd (Charlotte, N.C.)	3/14
(5) Alabama 58, (4) Illinois 56	Southeast 2nd Rd (Charlotte, N.C.)	3/16
(2) Kentucky 68, (5) Alabama 63	Southeast RS (Atlanta, Ga.)	3/20
(8) Auburn 73, (9) Arizona 63	West 1st Rd (Long Beach, Calif.)	3/14
(8) Auburn 81 (1) St. John's (N.Y.) 65	West 2nd Rd (Long Beach, Calif.)	3/16
(8) Auburn 70, (4) Nevada-Las Vegas 63	West RS (Houston, Texas)	3/20
(2) Louisville 84, (8) Auburn 76	West RF (Houston, Texas)	3/22
(1) Kentucky 75, (16) Davidson 55	Southeast 1st Rd (Charlotte, N.C.)	3/14
(1) Kentucky 71, (8) Western Kentucky 64	Southeast 2nd Rd (Charlotte, N.C.)	3/16
(1) Kentucky 68, (5) Alabama 63	Southeast RS (Atlanta, Ga.)	3/20
(11) LSU 59, (1) Kentucky 57	Southeast RF (Atlanta, Ga.)	3/22
(11) LSU 94, (6) Purdue 87**	Southeast 1st Rd (Baton Rouge, La.)	3/13
(11) LSU 83, (3) Memphis State 81	Southeast 2nd Rd (Baton Rouge, La.)	3/15
(11) LSU 70, (2) Georgia Tech 64	Southeast RS (Atlanta, Ga.)	3/20
(11) LSU 59, (1) Kentucky 57	Southeast RF (Atlanta, Ga.)	3/22
(2) Louisville 88, (11) LSU 77	National Semis (Dallas, Texas)	3/29
(6) UAB 66, ^(11) Missouri 64	West 1st Rd (Ogden, Utah)	3/13

1987

#(2) Alabama 88, (15) N. Carolina A&T 71	Southeast 1st Rd (Birmingham, Ala.)	3/12
#(2) Alabama 101, (7) New Orleans 76	Southeast 2nd Rd (Birmingham, Ala.)	3/14
(6) Providence 103, #(2) Alabama 82	Southeast RS (Louisville, Ky.)	3/19
(8) Auburn 62, (9) San Diego 61	Midwest 1st Rd (Indianapolis, Ind.)	3/12
(1) Indiana 107, (8) Auburn 90	Midwest 2nd Rd (Indianapolis, Ind.)	3/14
#(6) Florida 82, (11) N.C. State 70	East 1st Rd (Syracuse, N.Y.)	3/13
#(6) Florida 85, (3) Purdue 66	East 2nd Rd (Syracuse, N.Y.)	3/15
(2) Syracuse 87, #(6) Florida 81	East RS (East Rutherford, N.J.)	3/19
(9) Kansas State 82, (8) Georgia 79*	West 1st Rd (Salt Lake City, Utah)	3/12
(9) Ohio State 91, (8) Kentucky 77	Southeast 1st Rd (Atlanta, Ga.)	3/13
(10) LSU 85, (7) Georgia Tech 79	Midwest 1st Rd (Chicago, Ill.)	3/13
(10) LSU 72, (2) Temple 62	Midwest 2nd Rd (Chicago, Ill.)	3/15
(10) LSU 63, (3) DePaul 58	Midwest RS (Cincinnati, Ohio)	3/20
(1) Indiana 77, (10) LSU 76	Midwest RF (Cincinnati, Ohio)	3/22
(13) Xavier 70, ^(4) Missouri 69	Midwest 1st Rd (Indianapolis, Ind.)	3/12
(5) Duke 58, ^(12) Texas A&M 51	Midwest 1st Rd (Indianapolis, Ind.)	3/12



Alabama's Robert Horry

1988

(6) Villanova 82, ^(11) Arkansas 74	Southeast 1st Rd (Cincinnati, Ohio)	3/18
(8) Auburn 90, (9) Bradley 86	Southeast 1st Rd (Atlanta, Ga.)	3/17
(1) Oklahoma 107, (8) Auburn 87	Southeast 2nd Rd (Atlanta, Ga.)	3/19
#(6) Florida 62, (11) St. John's (N.Y.) 59	West 1st Rd (Salt Lake City, Utah)	3/17
(3) Michigan 108, #(6) Florida 85	West 2nd Rd (Salt Lake City, Utah)	3/19
#(2) Kentucky 99, (15) Southern 84	Southeast 1st Rd (Cincinnati, Ohio)	3/18
#(2) Kentucky 90, (7) Maryland 81	Southeast 2nd Rd (Cincinnati, Ohio)	3/20
(6) Villanova 80, #(2) Kentucky 74	Southeast RS (Birmingham, Ala.)	3/24
(8) Georgetown 66, (9) LSU 63	East 1st Rd (Hartford, Conn.)	3/18
(11) Rhode Island 87, ^(6) Missouri	East 1st Rd (Chapel Hill, N.C.)	3/17
(7) Vanderbilt 80, (10) Utah State 77	Midwest 1st Rd (Lincoln, Neb.)	3/18
(7) Vanderbilt 80, (2) Pittsburgh 74*	Midwest 2nd Rd (Lincoln, Neb.)	3/20
(6) Kansas 77, (7) Vanderbilt 64	Midwest RS (Pontiac, Mich.)	3/25

1989

(11) South Alabama 86, (6) Alabama 84	Southeast 1st Rd (Atlanta, Ga.)	3/17
^(5) Arkansas 120, (12) Loyola (Calif.) 101	Midwest 1st Rd (Indianapolis, Ind.)	3/16
(4) Louisville 93, ^(5) Arkansas 84	Midwest 2nd Rd (Indianapolis, Ind.)	3/18
(10) Colorado State 68, (7) Florida 46	Midwest 1st Rd (Dallas, Texas)	3/17
(7) Texas-El Paso 85, (10) LSU 74	West 1st Rd (Tucson, Ariz.)	3/17
^(3) Missouri 85, (14) Creighton 69	Midwest 1st Rd (Dallas, Texas)	3/17
^(3) Missouri 108, (11) Texas 89	Midwest 2nd Rd (Dallas, Texas)	3/19
(2) Syracuse 83, (^(3) Missouri 80	Midwest RS (Minneapolis, Minn.)	3/24
(5) NC State 81, ^(12) So. Carolina 66	East 1st Rd (Providence, R.I.)	3/17
(7) West Virginia 84, (10) Tennessee 68	East 1st Rd (Greensboro, N.C.)	3/16
(9) Notre Dame 81, (8) Vanderbilt 65	East 1st Rd (Providence, R.I.)	3/17

1990

(7) Alabama 71, (10) Colorado State 54	West 1st Rd (Long Beach, Calif.)	3/16
(7) Alabama 77, (2) Arizona 55	West 2nd Rd (Long Beach, Calif.)	3/18
(11) Loyola (Calif.) 62, (7) Alabama 60	West RS (Oakland, Calif.)	3/23
^(4) Arkansas 68, (13) Princeton 64	Midwest 1st Rd (Austin, Texas)	3/15
^(4) Arkansas 86, (12) Dayton 84	Midwest 2nd Rd (Austin, Texas)	3/17
^(4) Arkansas 96, (8) North Carolina 73	Midwest RS (Dallas, Texas)	3/22
^(4) Arkansas 88, (10) Texas 85	Midwest RF (Dallas, Texas)	3/24
(3) Duke 97, ^(4) Arkansas 83	National Semis (Denver, Colo.)	3/31
(10) Texas 100, (7) Georgia 88	Midwest 1st Rd (Indianapolis, Ind.)	3/16
(5) LSU 70, (12) Villanova 63	Southeast 1st Rd (Knoxville, Tenn.)	3/15
(4) Georgia Tech 94, (5) LSU 91	Southeast 2nd Rd (Knoxville, Tenn.)	3/17
(14) UNI 74, ^(3) Missouri 71	Southeast 1st Rd (Richmond, Va.)	3/16

1991

(4) Alabama 89, (13) Murray State 79	Southeast 1st Rd (Atlanta, Ga.)	3/15
(4) Alabama 96, (5) Wake Forest 88	Southeast 2nd Rd (Atlanta, Ga)	3/17
(1) Arkansas 93, (4) Alabama 70	Southeast RS (Charlotte, N.C.)	3/21
^(1) Arkansas 117, (16) Georgia State 76	Southeast 1st Rd (Atlanta, Ga.)	3/15
^(1) Arkansas 97, (8) Arizona State 90	Southeast 2nd Rd (Atlanta, Ga.)	3/17
^(1) Arkansas 93, (4) Alabama 70	Southeast RS (Charlotte, N.C.)	3/21
(3) Kansas 93, ^(1) Arkansas 81	Southeast RF (Charlotte, N.C.)	3/23
(6) Pittsburgh 76, (11) Georgia 68*	Southeast 1st Rd (Louisville, Ky.)	3/14
(11) Connecticut 79, (6) LSU 62	Midwest 1st Rd (Minneapolis, Minn.)	3/14
(12) Eastern Mich. 76, (5) Miss. State 56	East 1st Rd (Syracuse, N.Y.)	3/15
(8) Georgetown 70, (9) Vanderbilt 60	West 1st Rd (Tucson, Ariz.)	3/15

1992

(5) Alabama 80, (12) Stanford 75	Southeast 1st Rd (Cincinnati, Ohio)	3/19
(4) North Carolina 64, (5) Alabama 55	Southeast 2nd Rd (Cincinnati, Ohio)	3/21
(3) Arkansas 80, (14) Murray State 69	Midwest 1st Rd (Milwaukee, Wis.)	3/19
(6) Memphis State 82, (3) Arkansas 80	Midwest 2nd Rd (Milwaukee, Wis.)	3/21
(2) Kentucky 88, (15) Old Dominion 69	East 1st Rd (Worcester, Mass.)	3/20
(2) Kentucky 106, (10) Iowa State 98	East 2nd Rd (Worcester, Mass.)	3/22
(2) Kentucky 87, (3) Massachusetts 77	East RS (Philadelphia, Pa.)	3/26
(1) Duke 104, (2) Kentucky 103*	East RF (Philadelphia, Pa.)	3/28
(7) LSU 94, (10) Brigham Young 83	West 1st Rd (Boise, Idaho)	3/19
(2) Indiana 89, (7) LSU 79	West 2nd Rd (Boise, Idaho)	3/21
^(5) Missouri 89, (12) West Virginia 78	East 1st Rd (Greensboro, N.C.)	3/19
(4) Seton Hall 88, ^(5) Missouri 71	East 2nd Rd (Greensboro, N.C.)	3/21

1993

(4) Arkansas 94, (13) Holy Cross 64	East 1st Rd (Winston Salem, N.C.)	3/18
(4) Arkansas 80, (5) St. John's (N.Y.) 74	East 2nd Rd (Winston-Salem, N.C.)	3/20
(1) North Carolina 80, (4) Arkansas 74	East RS (East Rutherford, N.J.)	3/26
(1) Kentucky 96, (16) Rider 52	Southeast 1st Rd (Nashville, Tenn.)	3/19
(1) Kentucky 83, (8) Utah 62	Southeast 2nd Rd (Nashville, Tenn.)	3/21
(1) Kentucky 103, (5) Wake Forest 69	Southeast RS (Charlotte, N.C.)	3/25
(1) Kentucky 106, (3) Florida State 81	Southeast RF (Charlotte, N.C.)	3/27
(1) Michigan 81, (1) Kentucky 78*	National Semis (New Orleans, La.)	4/3
(6) California 66, (11) LSU 64	Midwest 1st Rd (Chicago, Ill.)	3/18
(7) Temple 75, ^(10) Missouri 61	West 1st Rd (Salt Lake City, Utah)	3/18
(3) Vanderbilt 92, (14) Boise State 72	West 1st Rd (Salt Lake City, Utah)	3/18
(3) Vanderbilt 85, (6) Illinois 68	West 2nd Rd (Salt Lake City, Utah)	3/20
(7) Temple 67, (3) Vanderbilt 59	West RS (Seattle, Wash.)	3/26

1994

(9) Alabama 76, (8) Providence 70	Southeast 1st Rd (Lexington, Ky.)	3/17
(1) Purdue 83, (9) Alabama 73	Southeast 2nd Rd (Lexington, Ky.)	3/19
(1) Arkansas 94, (16) N. Carolina A&T 79	Midwest 1st Rd (Okla. City, Okla.)	3/18
(1) Arkansas 85, (9) Georgetown 73	Midwest 2nd Rd (Okla. City, Okla.)	3/20
(1) Arkansas 103, (12) Tulsa 84	Midwest RS (Dallas, Texas)	3/25
(1) Arkansas 76, (3) Michigan 68	Midwest RF (Dallas, Texas)	3/17
(1) Arkansas 91, (2) Arizona 82	National Semis (Charlotte, N.C.)	4/2
(1) Arkansas 76, (2) Duke 72	National Finals (Charlotte, N.C.)	4/4
(3) Florida 64, (14) James Madison 62*	East 1st Rd (Uniondale, N.Y.)	3/17
(3) Florida 70, (11) Penn 58	East 2nd Rd (Uniondale, N.Y.)	3/19
(3) Florida 69, (2) Connecticut 60*	East RS (Miami, Fla.)	3/25
(3) Florida 74, (9) Boston College 66	East RF (Miami, Fla.)	3/27
(2) Duke 70, (3) Florida 65	National Semis (Charlotte, N.C.)	4/2
(3) Kentucky 83, (14) Tennessee State 70	Southeast 1st Rd (St. Petersburg, Fla.)	3/18
(6) Marquette 75, (3) Kentucky 63	Southeast 2nd Rd (St. Petersburg, Fla.)	3/20
^(1) Missouri 76, (16) Navy 53	West 1st Rd (Ogden, Utah)	3/17
^(1) Missouri 109, (9) Wisconsin 96	West 2nd Rd (Odgen, Utah)	3/19
^(1) Missouri 98, (4) Syracuse 88*	West RS (Los Angeles, Calif.)	3/24
(2) Arizona 92, ^(1) Missouri 72	West RF (Los Angeles, Calif.)	3/26

1995

(5) Alabama 91, (12) Penn 85*	East 1st Rd (Baltimore, Md.)	3/16
(4) Oklahoma State 66, (5) Alabama 52	East 2nd Rd (Baltimore, Md.)	3/18
(2) Arkansas 79, (15) Texas Southern 78	Midwest 1st Rd (Austin, Texas)	3/17
(2) Arkansas 96, (7) Syracuse 94*	Midwest 2nd Rd (Austin, Texas)	3/19
(2) Arkansas 96, (6) Memphis 91*	Midwest RS (Kansas City, Mo.)	3/24
(2) Arkansas 68, (4) Virginia 61	Midwest RF (Kansas City, Mo.)	3/26
(2) Arkansas 75, (2) North Carolina 68	National Semis (Seattle, Wash.)	4/1
(1) UCLA 89, (2) Arkansas 78	National Finals (Seattle, Wash.)	4/3
(7) Iowa State 64, (10) Florida 61	Southeast 1st Rd (Tallahassee, Fla.)	3/17
(1) Kentucky 113, (16) Mount St. Mary's 67	Southeast 1st Rd (Memphis, Tenn.)	3/16
(1) Kentucky 82, (9) Tulane 60	Southeast 2nd Rd (Memphis, Tenn.)	3/18
(1) Kentucky 97, (5) Arizona State 73	Southeast RS (Birmingham, Ala.)	3/23
(2) North Carolina 74, (1) Kentucky 61	Southeast RF (Birmingham, Ala.)	3/25
(5) Miss. State 75, (12) Santa Clara 67	West 1st Rd (Boise, Idaho)	3/17
(5) Miss. State 78, (4) Utah 64	West 2nd Rd (Boise, Idaho)	3/19
(1) UCLA 86, (5) Miss. State 67	West RS (Oakland, Calif.)	3/23
^(8) Missouri 65, (9) Indiana 60	West 1st Rd (Boise, Idaho)	3/17
(1) UCLA 75, ^(8) Missouri 74	West 2nd Rd (Boise, Idaho)	3/19

1996

(12) Arkansas 86, (5) Penn State 80	East 1st Rd (Providence, R.I.)	3/14
(12) Arkansas 65, (4) Marquette 56	East 2nd Rd (Providence, R.I.)	3/16
(1) Massachusetts 79, (12) Arkansas 63	East RS (Atlanta, Ga.)	3/21
(8) Georgia 81, (9) Clemson 74	West 1st Rd (Albuquerque, N.M.)	3/14
(8) Georgia 76, (1) Purdue 69	West 2nd Rd (Albuquerque, N.M.)	3/16
(4) Syracuse 83, (8) Georgia 81*	West RS (Denver, Colo.)	3/21
(1) Kentucky 110, (16) San Jose State 72	Midwest 1st Rd (Dallas, Texas)	3/14
(1) Kentucky 84, (9) Virginia Tech 60	Midwest 1st Rd (Dallas, Texas)	3/16
(1) Kentucky 101, (4) Utah 70	Midwest RS (Minneapolis, Minn.)	3/21
(1) Kentucky 83, (2) Wake Forest 63	Midwest RF (Minneapolis, Minn.)	3/23
(1) Kentucky 81, (1) Massachusetts 74	National Semis (East Rutherford, N.J.)	3/30
(1) Kentucky 77, (4) Syracuse 69	National Final (East Rutherford, N.J.)	4/1
(5) Miss. State 58, (12) VCU 51	Southeast 1st Rd (Indianapolis, Ind.)	3/14
(5) Miss. State 63, (13) Princeton 41	Southeast 2nd Rd (Indianapolis, Ind.)	3/16
(5) Miss. State 60, (1) Connecticut 55	Southeast RS (Lexington, Ky.)	3/22
(5) Miss. State 73, (2) Cincinnati 63	Southeast RF (Lexington, Ky.)	3/24
(4) Syracuse 77, (5) Miss. State 69	National Semis (East Rutherford, N.J.)	3/30

1997

(14) UT-Chattanooga 73, (3) Georgia 70	Southeast 1st Rd (Charlotte, N.C.)	3/14
(1) Kentucky 92, (16) Montana 54	West 1st Rd (Salt Lake City, Utah)	3/13
(1) Kentucky 75, (8) Iowa 69	West 2nd Rd (Salt Lake City, Utah)	3/15
(1) Kentucky 83, (4) St. Joseph's 68	West RS (San Jose, Calif.)	3/20
(1) Kentucky 72, (2) Utah 59	West RF (San Jose, Calif.)	3/22
(1) Kentucky 78, (1) Minnesota 69	National Semis (Indianapolis, Ind.)	3/29
(4) Arizona 84, (1) Kentucky 79	National Finals (Indianapolis, Ind.)	3/31
(9) Temple 62, (8) Ole Miss 40	Midwest 1st Rd (Kansas City, Mo.)	3/14
(15) Coppin St. 78, (2) South Carolina 65	East 1st Rd (Pittsburgh, Pa.)	3/14
(7) Xavier 80, (10) Vanderbilt 68	Midwest 1st Rd (Auburn Hills, Mich.)	3/13

1998

(6) Arkansas 74, (11) Nebraska 65	West 1st Rd (Boise, Idaho)	3/12
(3) Utah 75, (6) Arkansas 69	West 2nd Rd (Boise, Idaho)	3/14
(2) Kentucky 82, (15) South Carolina St. 67	South 1st Rd (Atlanta, Ga.)	3/13
(2) Kentucky 88, (10) Saint Louis 61	South 2nd Rd (Atlanta, Ga.)	3/15
(2) Kentucky 94, (6) UCLA 68	South RS (St. Petersburg, Fla.)	3/20
(2) Kentucky 86, (1) Duke 84	South RF (St. Petersburg, Fla.)	3/22
(2) Kentucky 86, (3) Stanford 85*	National Semis (San Antonio, Texas)	3/28
(2) Kentucky 78, (3) Utah 69	National Finals (San Antonio, Texas)	3/30
(13) Valparaiso 70, (4) Ole Miss 69	Midwest 1st Rd (Oklahoma City, Okla.)	3/13
(14) Richmond 62, (3) South Carolina 61	East 1st Rd (Washington, D.C.)	3/12
(9) Illinois State 82, (8) Tennessee 81*	West 1st Rd (Sacramento, Calif.)	3/12

1999

(4) Arkansas 94, (13) Siena 80	West 1st Rd (Denver, Co.)	3/11
(5) Iowa 82, (4) Arkansas 72	West 2nd Rd (Denver, Co.)	3/13
(1) Auburn 80, (16) Winthrop 41	South 1st Rd (Indianapolis, Ind.)	3/11
(1) Auburn 81, (9) Oklahoma State 74	South 2nd Rd (Indianapolis, Ind.)	3/13
(4) Ohio State 72, (1) Auburn 64	South Regional Semifinal (Knoxville, Tenn.)	3/18
(6) Florida 75, (11) Pennsylvania 61	West 1st Rd (Seattle, Wash.)	3/11
(6) Florida 82, (14) Weber State 74*	West 2nd Rd (Seattle, Wash.)	3/13
(10) Gonzaga 73, (6) Florida 72	West RS (Phoenix, Ariz.)	3/18
(3) Kentucky 82, (14) New Mexico State 60	Midwest 1st Rd (New Orleans, La.)	3/12
(3) Kentucky 92, (6) Kansas 88*	Midwest 2nd Rd (New Orleans, La.)	3/14
(3) Kentucky 58, (10) Miami (Ohio) 43	Midwest RS (St. Louis, Mo.)	3/19
(1) Michigan State 73, (3) Kentucky 66	Midwest RF (St. Louis, Mo.)	3/21
(9) Ole Miss 72, (8) Villanova 70	Midwest 1st Rd (Milwaukee, Wis.)	3/12
(1) Michigan State 74, (9) Ole Miss 66	Midwest 2nd Rd (Milwaukee, Wis.)	3/14
(9) New Mexico 61, ^(8) Missouri 59	West 1st Rd (Denver, Colo.)	3/11
(4) Tennessee 62, (13) Delaware 52	East 1st Rd (Charlotte, N.C.)	3/12
(12) SW Missouri St. 81, (4) Tennessee 51	East 2nd Rd (Charlotte, N.C.)	3/14

2000

(6) Miami, Fla. 75, (11) Arkansas 71	South 1st Rd (Nashville, Tenn.)	3/17
(7) Auburn 72, (10) Creighton 69	Midwest 1st Rd (Minneapolis, Minn.)	3/16
(2) Iowa State 79, (7) Auburn 60	Midwest 2nd Rd (Minneapolis, Minn.)	3/18
(5) Florida 69, (12) Butler 68*	East 1st Rd (Winston-Salem, N.C.)	3/17
(5) Florida 93, (4) Illinois 76	East 2nd Rd (Winston-Salem, N.C.)	3/19
(5) Florida 87, (1) Duke 78	East RS (Syracuse, N.Y.)	3/24
(5) Florida 77, (3) Oklahoma State 65	East RF (Syracuse, N.Y.)	3/26
(5) Florida 71, (8) North Carolina 59	National Semis (Indianapolis, Ind.)	4/1
(1) Michigan State 89, (5) Florida 76	National Championship (Indianapolis, Ind.)	4/3
(5) Kentucky 85, (12) St. Bonaventure 80**	Midwest 1st Rd (Cleveland, Ohio)	3/16
(4) Syracuse 52, (5) Kentucky 50	Midwest 2nd Rd (Cleveland, Ohio)	3/18
(4) LSU 64, (13) SE Missouri State 61	West 1st Rd (Salt Lake City, Utah)	3/16
(4) LSU 72, (5) Texas 67	West 2nd Rd (Salt Lake City, Utah)	3/18
(8) Wisconsin 61, (4) LSU 48	West RS (Albuquerque, N.M.)	3/23
(8) North Carolina 84, ^(9) Missouri 70	South 1st Rd (Birmingham, Ala.)	3/17
(4) Tennessee 63, (13) La.-Lafayette 58	South 1st Rd (Birmingham, Ala.)	3/17
(4) Tennessee 65, (5) Connecticut 51	South 2nd Rd (Birmingham, Ala.)	3/19
(8) North Carolina 74, (4) Tennessee 69	South RS (Austin, Texas	3/24

2001

(10) Georgetown 63, (7) Arkansas 61	West 1st Rd (Boise, Id.)	3/15
(3) Florida 69, (14) Western Kentucky 56	South 1st Rd (New Orleans, La.)	3/16
(11) Temple 75, (3) Florida 54	South 2nd Rd (New Orleans, La.)	3/18
(9) Missouri 70, (8) Georgia 68	East 1st Rd (Greensboro, N.C.)	3/15
(2) Kentucky 72, (15) Holy Cross 68	East 1st Rd (Long Island, N.Y.)	3/15
(2) Kentucky 92, (7) Iowa 79	East 2nd Rd (Long Island, N.Y.)	3/17
(6) Southern Cal 80, (2) Kentucky 76	East Semifinals (Philadelphia, Pa.)	3/22
(3) Ole Miss 72, (14) Iona 70	Midwest 1st Rd (Kansas City, Mo.)	3/16
(3) Ole Miss 59, (6) Notre Dame 56	Midwest 2nd Rd (Kansas City, Mo.)	3/18
(2) Arizona 66, (3) Ole Miss 66	Midwest RS (San Antonio, Texas)	3/23
^(9) Missouri 70, (8) Georgia 68	East 1st Rd (Greensboro, N.C.)	3/15
(1) Duke 94, ^(9) Missouri 81	East 2nd Rd (Greensboro, N.C.)	3/17
(9) Charlotte 70, (8) Tennessee 63	Midwest 1st Rd (Dayton, Ohio)	3/16

2002

(2) Alabama 86, (15) Florida Atlantic 78	South 1st Rd (Greenville, S.C.)	3/15
(10) Kent State 71, (2) Alabama 58	South 2nd Rd (Greenville, S.C.)	3/16
(12) Creighton 83, (5) Florida 82	Midwest 1st Rd (Chicago, Ill.)	3/15
(3) Georgia 85, (14) Murray State 68	East 1st Rd (Chicago, Ill.	3/15
(11) Southern Illinois 77, (3) Georgia 75	East 2nd Rd (Chicago, Ill.)	3/17
(4) Kentucky 83, (13) Valparaiso 68	East 1st Rd (St. Louis, Mo.)	3/14
(4) Kentucky 87, (12) Tulsa 82	East 2nd Rd (St. Louis, Mo.)	3/16
(1) Maryland 78, (4) Kentucky 68	East RS (Syracuse, N.Y.)	3/22
(8) UCLA 80, (9) Ole Miss 58	West 1st Rd (Pittsburgh, Pa.)	3/15
(3) Mississippi St. 70, (14) McNeese St. 58	Midwest 1st Rd (Dallas, Texas)	3/15
(6) Texas 68, (3) Mississippi St. 64	Midwest 2nd Rd (Dallas, Texas)	3/17
^(12) Missouri 93, (5) Miami, Fla. 80	West 1st Rd (Albuquerque, N.M.)	3/14
^(12) Missouri 83, (4) Ohio State 67	West 2nd Rd (Albuquerque, N.M.)	3/16
^(12) Missouri 82, (8) UCLA 73	West RS (San Jose, Calif.)	3/21
(2) Oklahoma 81, ^(12) Missouri 75	West RF (San Jose, Calif.)	3/23

2003

(7) Indiana 67, (10) Alabama 62	Midwest 1st Rd (Boston, Mass.)	3/21
(10) Auburn 65, (7) St. Joseph's 63*	East 1st Rd (Tampa, Fla.)	3/21
(10) Auburn 68, (2) Wake Forest 62	East 2nd Rd (Tampa, Fla.)	3/23
(3) Syracuse 79, (10) Auburn 78	East Semifinals (Albany, N.Y.)	3/28
(2) Florida 85, (15) Sam Houston St. 55	South 1st Rd (Tampa, Fla.)	3/21
(7) Michigan State 68, (2) Florida 46	South 2nd Rd (Tampa, Fla.)	3/23
(1) Kentucky 95, (16) IUPUI 64	Midwest 1st Rd (Nashville, Tenn.)	3/21
(1) Kentucky 74, (9) Utah 54	Midwest 2nd Rd (Nashville, Tenn.)	3/23
(1) Kentucky 63, (5) Wisconsin 57	Midwest RS (Minneapolis, Minn.)	3/27
(3) Marquette 83, (1) Kentucky 69	Midwest RF (Minneapolis, Minn.)	3/29
(9) Purdue 80, (8) LSU 56	South 1st Rd (Birmingham, Ala.)	3/21
(12) Butler 47, (5) Mississippi St. 46	East 1st Rd (Birmingham, Ala.)	3/21
^(6) Missouri 72, (11) Southern Illinois 71	Midwest 1st Rd (Indianapolis, Ind.)	3/20
(3) Marquette 101, ^(6) Missouri 92*	Midwest 2nd Rd (Indianapolis, Ind.)	3/22



Al Horford led Florida to back-to-back national titles in 2006 and 2007

2004

(8) Alabama 65, (9) Southern Illinois 64	Phoenix 1st Rd (Seattle, Wash.)	3/18
(8) Alabama 70, (1) Stanford 67	Phoenix 2nd Rd (Seattle, Wash.)	3/20
(8) Alabama 80, (5) Syracuse 71	Phoenix RS (Phoenix, Ariz.)	3/25
(2) Connecticut 87, (8) Alabama 71	Phoenix RF (Phoenix, Ariz.)	3/27
(12) Manhattan 75, (5) Florida 60	East Rutherford 1st Rd (Raleigh, N.C.)	3/18
(1) Kentucky 96, (16) Florida A&M 76	St. Louis 1st Rd (Columbus, Ohio)	3/19
(9) UAB 76, (1) Kentucky 75	St. Louis 2nd Rd (Columbus, Ohio)	3/21
(2) Mississippi St. 85, (15) Monmouth 52	Atlanta 1st Rd (Orlando, Fla.)	3/19
(7) Xavier 89, (2) Mississippi St. 74	Atlanta 2nd Rd (Orlando, Fla.)	3/21
(7) Memphis 59, (10) So. Carolina 43	1st Rd (Kansas City, Mo.)	3/19
(6) Vanderbilt 71, (11) Western Mich. 58	Phoenix 1st Rd (Orlando, Fla.)	3/19
(6) Vanderbilt 75, (3) N.C. State 73	Phoenix 2nd Rd (Orlando, Fla.)	3/21
(2) Connecticut 73, (6) Vanderbilt 53	Phoenix RS (Phoenix, Ariz.)	3/25

2005

(12) Wisc.-Milwaukee 83, (5) Alabama 73	Chicago 1st Rd (Cleveland, Ohio)	3/17
(4) Florida 67, (13) Ohio 62	Syracuse 1st Rd (Nashville, Tenn.)	3/18
(5) Villanova 76, (4) Florida 65	Syracuse 2nd Rd (Nashville, Tenn.)	3/20
(2) Kentucky 72, (15) Eastern Kentucky 64	Austin 1st Rd (Indianapolis, Ind.)	3/17
(2) Kentucky 69, (7) Cincinnati 60	Austin 2nd Rd (Indianapolis, Ind.)	3/19
(2) Kentucky 62, (6) Utah 52	Austin RS (Austin, Texas)	3/25
(5) Michigan State 94, (2) Kentucky 88**	Austin RF (Austin, Texas)	3/27
(11) UAB 82, (6) LSU 68	Chicago 1st Rd (Boise, Idaho)	3/17
(9) Mississippi St. 93, (8) Stanford 70	Austin 1st Rd (Charlotte, N.C.)	3/18
(1) Duke 63, (9) Mississippi St. 55	Austin 2nd Rd (Charlotte, N.C.)	3/20

2006

(10) Alabama 90, (7) Marquette 85	Oakland 1st Rd (San Diego, Calif.)	3/16
(2) UCLA 62, (10) Alabama 59	Oakland 2nd Rd (San Diego, Calif.)	3/18
(9) Bucknell 59, (8) Arkansas 55	Oakland 1st Rd (Dallas, Texas)	3/17
(3) Florida 76, (14) South Alabama 50	Minneapolis 1st Rd (Jacksonville, Fla.)	3/16
(3) Florida 82, (11) Wisc.-Milwaukee 60	Minneapolis 2nd Rd (Jacksonville, Fla.)	3/18
(3) Florida 57 (7) Georgetown 53	Minneapolis RS (Minneapolis, Minn.)	3/24
(3) Florida 75, (1) Villanova 62	Minneapolis RF (Minneapolis, Minn.)	3/26
(3) Florida 73, (11) George Mason 58	National Semis (Indianapolis, Ind.)	4/1
(3) Florida 73, (2) UCLA 57	National Championship (Indianapolis, Ind.)	4/3
(8) Kentucky 69, (9) UAB 64	Washington, D.C. 1st Rd (Philadelphia, Pa.)	3/17
(1) Connecticut 87, (8) Kentucky 83	Washington, D.C. 2nd Rd (Philadelphia, Pa.)	3/19
(4) LSU 80, (13) Iona 64	Atlanta 1st Rd (Jacksonville, Fla.	3/16
(4) LSU 58, (12) Texas A&M 57	Atlanta 2nd Rd (Jacksonville, Fla.	3/18
(4) LSU 62, (1) Duke 54	Atlanta RS (Atlanta, Ga.	3/23
(4) LSU 70, (2) Texas 60*	Atlanta RF (Atlanta, Ga.	3/25
(2) UCLA 59, (4) LSU 45	National Semis (Indianapolis, Ind.	4/1
(2) Tennessee 63, (15) Winthrop 61	Washington, D.C. 1st Rd (Greensboro, N.C.	3/16
(7) Wichita State 80, (2) Tennessee 73	Washington, D.C. 2nd Rd (Greensboro, N.C.	3/18
^(12) Texas A&M 66, (5) Syracuse 58	Atlanta 1st Rd (Jacksonville, Fla.)	3/16
(4) LSU 58, ^(12) Texas A&M 57	Atlanta 2nd Rd (Jacksonville, Fla.)	3/18

2007

(5) Southern Cal 77, (12) Arkansas 60	East 1st Rd (Spokane, Wash.)	3/16
(1) Florida 112, (16) Jackson State 69	Midwest 1st Rd (New Orleans, La.)	3/16
(1) Florida 74, (9) Purdue 67	Midwest 2nd Rd (New Orleans, La.)	3/18
(1) Florida 65, (5) Butler 57	Midwest RS (St. Louis, Mo.)	3/23
(1) Florida 85, (3) Oregon 77	Midwest RF (St. Louis, Mo.)	3/25
(1) Florida 76, (2) UCLA 66	National Semis (Atlanta, Ga.)	3/31
(1) Florida 84, (1) Ohio State 75	National Championship (Atlanta, Ga.)	4/2
(8) Kentucky 67, (9) Villanova 58	West 1st Rd (Chicago, Ill.)	3/16
(1) Kansas 88, (8) Kentucky 76	West 2nd Rd (Chicago, Ill.)	3/18
(5) Tennessee 121, (12) Long Beach St. 86	South 1st Rd (Columbus, Ohio)	3/16
(5) Tennessee 77, (4) Virginia 74	South 2nd Rd (Columbus, Ohio)	3/18
(1) Ohio State 85, (5) Tennessee 84	South RS (San Antonio, Texas)	3/22
^(3) Texas A&M 68, (14) Penn 52	South 1st Rd (Lexington, Ky.)	3/15
^(3) Texas A&M 72, (6) Louisville 69	South 2nd Rd (Lexington, Ky.)	3/17
(2) Memphis 65, ^(3) Texas A&M 64	South RS (San Antonio, Texas)	3/22
(6) Vanderbilt 77, (11) Geo. Wash. 44	East 1st Rd (Sacramento, Calif.)	3/15
(6) Vanderbilt 78, (3) Wichita State 74**	East 2nd Rd (Sacramento, Calif.)	3/17
(2) Georgetown 66, (6) Vanderbilt 65	East RS (East Rutherford, N.J.)	3/23

TOURNAMENTS & RANKINGS

ALABAMA • ARKANSAS • AUBURN • FLORIDA • GEORGIA • KENTUCKY • LSU • OLE MISS

2008

(8) Arkansas 86, (9) Indiana 72	East 1st Rd (Raleigh, N.C.)	3/21
(1) North Carolina 108, (8) Arkansas 77	East 2nd Rd (Raleigh, N.C.)	3/23
(3) Xavier 73, (14) Georgia 61	West 1st Rd (Washington, DC)	3/20
(6) Marquette 74, (11) Kentucky 66	South 1st Rd (Anaheim, Calif.)	3/20
(8) Mississippi St. 76, (9) Oregon 69	South 1st Rd (Little Rock, Ark.)	3/21
(1) Memphis 77, (8) Mississippi St. 74	South 2nd Rd (Little Rock, Ark.)	3/23
(2) Tennessee 72, (15) American 57	East 1st Rd (Birmingham, Ala.)	3/21
(2) Tennessee 76, (7) Butler 71*	East 2nd Rd (Birmingham, Ala.)	3/23
(3) Louisville 79, (2) Tennessee 60	East RS (Charlotte, N.C.)	3/27
^(9) Texas A&M 67, (8) BYU 62	West 1st Rd (Anaheim, Calif.)	3/20
(1) UCLA 51, ^(9) Texas A&M 49	West 2nd Rd (Anaheim, Calif.)	3/22
(13) Siena 83, (4) Vanderbilt 62	Midwest 1st Rd (Tampa, Fla.)	3/21

2009

(8) LSU 75, (9) Butler 71	South 1st Rd (Greensboro, N.C.)	3/19
(1) North Carolina 84, (8) LSU 70	South 2nd Rd (Greensboro, N.C.)	3/21
(4) Washington 71, (13) Mississippi St. 58	West 1st Rd (Portland, Ore.)	3/19
^(3) Missouri 78, (14) Cornell 59	West 1st Rd (Boise, Idaho)	3/20
^(3) Missouri 83, (6) Marquette 79	West 2nd Rd (Boise, Idaho)	3/22
^(3) Missouri 102, (2) Memphis 91	West RS (Glendale, Ariz)	3/26
(1) Connecticut 82, ^(3) Missouri 75	West RF (Glendale, Ariz.)	3/28
(8) Oklahoma State 77, (9) Tennessee 75	East 1st Rd (Dayton, Ohio)	3/20
^(9) Texas A&M 79, (8) BYU 66	East 1st Rd (Philadelphia, Pa.)	3/19
(1) Connecticut 92, ^(9) Texas A&M 66	East 2nd Rd (Philadelphia, Pa.)	3/21

2010

(7) BYU 99, (10) Florida 92**	West 1st Rd (Oklahoma City, Okla.)	3/18
(1) Kentucky 100, (16) E. Tenn. St. 71	East 1st Rd (New Orleans, La.)	3/18
(1) Kentucky 90, (9) Wake Forest 60	East 2nd Rd (New Orleans, La.)	3/20
(1) Kentucky 62, (12) Cornell 45	East RS (Syracuse, N.Y.)	3/25
(2) West Virginia 73, (1) Kentucky 66	East RF (Syracuse N.Y.)	3/27
^(10) Missouri 86, (7) Clemson 78	East 1st Rd (Buffalo, N.Y.)	3/19
(2) West Virginia 68, ^(10) Missouri 59	East 2nd Rd (Buffalo, N.Y.)	3/21
(6) Tennessee 62, (11) San Diego State 59	Midwest 1st Rd (Providence, R.I.)	3/18
(6) Tennessee 83, (14) Ohio 68	Midwest 2nd Rd (Providence, R.I.)	3/20
(6) Tennessee 76, (2) Ohio State 73	Midwest RS (St. Louis, Mo.)	3/26
(5) Michigan State 70, (6) Tennessee 69	Midwest RF (St. Louis, Mo.)	3/28
^(5) Texas A&M 69, (12) Utah State 53	South 1st Rd (Spokane, Wash.)	3/19
(4) Purdue 63, ^(5) Texas A&M 61*	South 2nd Rd (Spokane, Wash.)	3/21
(13) Murray State 66, (4) Vanderbilt 65	West 1st Rd (San Jose, Calif.)	3/18

2011

(2) Florida 79, (15) UC Santa Barbara 51	Southeast 2nd Rd (Tampa, Fla.)	3/17
(2) Florida 73, (7) UCLA 65	Southeast 3rd Rd (Tampa, Fla.)	3/19
(2) Florida 83, (3) BYU 74*	Southeast RS (New Orleans, La.)	3/24
(8) Butler 74, (2) Florida 71*	Southeast RF (New Orleans, La.)	3/26
(7) Washington 68, (10) Georgia 65	East 2nd Rd (Charlotte, N.C.)	3/18
(4) Kentucky 59, (13) Princeton 57	East 2nd Rd (Tampa, Fla.)	3/17
(4) Kentucky 71, (5) West Virginia 63	East 3rd Rd (Tampa, Fla.)	3/19
(4) Kentucky 62, (1) Ohio State 60	East RS (Newark, N.J.)	3/25
(4) Kentucky 76, (2) North Carolina 69	East RF (Newark, N.J.)	3/27
(3) Connecticut 56, (4) Kentucky 55	National Semis (Houston, Texas)	4/2
(6) Cincinnati 78, ^(11) Missouri 63	West Region 2nd Rd (Washington, DC)	3/17
(8) Michigan 76, (9) Tennessee 45	West 2nd Rd (Charlotte, N.C.)	3/18
(10) Florida State 57, ^(7) Texas A&M 50	Southwest 2nd Rd (Chicago, Ill.)	3/18
(12) Richmond 69, (5) Vanderbilt 66	Southwest 2nd Rd (Denver, Colo.)	3/17

2012

(8) Creighton 58, (9) Alabama 57	Midwest 2nd Rd (Greensboro, N.C.)	3/16
(7) Florida 71, (10) Virginia 45	West 2nd Rd (Omaha, Neb.)	3/16
(7) Florida 84, (15) Norfolk State 50	West 3rd Rd (Omaha, Neb.)	3/18
(7) Florida 68, (3) Marquette 58	West RS (Phoenix, Ariz.)	3/22
(4) Louisville 72, (7) Florida 68	West RF (Phoenix, Ariz.)	3/24
(1) Kentucky 81, (16) Western Kentucky 66	South 2nd Rd (Louisville, Ky)	3/15
(1) Kentucky 87, (8) Iowa State 71	South 3rd Rd (Louisville, Ky.)	3/17
(1) Kentucky 102, (4) Indiana 90	South RS (Atlanta, Ga.)	3/23
(1) Kentucky 82, (3) Baylor 70	South RF (Atlanta, Ga.)	3/25
(1) Kentucky 69, (4) Louisville 61	National Semis (New Orleans, La.)	3/31
(1) Kentucky 67, (2) Kansas 59	National Finals (New Orleans, La.)	4/2
(15) Norfolk State 86, ^(2) Missouri 84	West 2nd Rd (Omaha, Neb.)	3/16
(5) Vanderbilt 70, (12) Harvard 70	East 2nd Rd (Albuquerque, N.M.)	3/15
(4) Wisconsin 60, (5) Vanderbilt 57	East 3rd Rd (Albuquerque, N.M.)	3/17

2013

(3) Florida 79, (14) Northwestern State 47	South 2nd Rd (Austin, Texas)	3/22
(3) Florida 78, (11) Minnesota 64	South 3rd Rd (Austin, Texas)	3/14
(3) Florida 62, (15) Fla. Gulf Coast 50	South RS (Arlington, Texas)	3/29
(4) Michigan 79, (3) Florida 59	South RF (Arlington, Texas)	3/31
(12) Ole Miss 57, (5) Wisconsin 46	West 2nd Rd (Kansas City, Mo.)	3/22
(13) LaSalle 76, (12) Ole Miss 74	West 3rd Rd (Kansas City, Mo.)	3/24
(8) Colorado State 84, (9) Missouri 72	Midwest 2nd Rd (Lexington, Ky.)	3/21

2014

(1) Florida 67, (16) Albany 55	South 2nd Rd (Orlando, Fla.)	3/20
(1) Florida 61, (9) Pittsburgh 45	South 3rd Round (Orlanda, Fla.	3/22
(1) Florida 79, (4) UCLA 68	South RS (Memphis, Tenn.)	3/27
(1) Florida 62, (11) Dayton	South RF (Memphis, Tenn.)	3/29
(7) Connecticut 63, (1) Florida 53	National Semis (North Texas)	4/5
(8) Kentucky 56, (9) Kansas State 49	Midwest 2nd Rd (St. Louis, Mo.)	3/21
(8) Kentucky 78, (1) Wichita State 76	Midwest 3rd Rd (St. Louis, Mo.)	3/23
(8) Kentucky 74, (4) Louisville 69	Midwest RS (Indianapolis, Ind.)	3/28
(8) Kentucky 75, (2) Michigan State 72	Midwest RF (Indianapolis, Ind.)	3/30
(8) Kentucky 74, (2) Wisconsin 73	National Semis (North Texas)	4/5
(7) Connecticut 60, (8) Kentucky 54	National Finals (North Texas)	4/7
(11) Tennessee 78, (11) Iowa 65*	Midwest 1st Rd (Dayton, Ohio)	3/19
(11) Tennessee 86, (6) UMass 67	Midwest 2nd Rd (Raleigh, N.C.)	3/21
(11) Tennessee 83, (14) Mercer 63	Midwest 3rd Rd (Raleigh, N.C.)	3/23
(2) Michigan 73, (11) Tennessee 71	Midwest RS (Indianapolis, Ind.)	3/28

2015

(5) Arkansas 56, (12) Wofford 53	West 2nd Rd (Jacksonville, Fla.)	3/19
(4) North Carolina 87, (5) Arkansas 78	West 3rd Rd (Jacksonville, Fla.)	3/21
(7) Michigan State 70, (10) Georgia 63	East 2nd Rd (Charlotte, N.C.)	3/20
(1) Kentucky 79, (16) Hampton 56	Midwest 2nd Rd (Louisville, Ky.)	3/19
(1) Kentucky 64, (8) Cincinnati 51	Midwest 3rd Rd (Louisville, Ky.)	3/21
(1) Kentucky 78, (5) West Virginia 39	Midwest RS (Cleveland, Ohio)	3/26
(1) Kentucky 68, (3) Notre Dame 66	Midwest RF (Cleveland, Ohio)	3/28
(1) Wisconsin 71, (1) Kentucky 64	National Semifinal (Indianapolis, Ind.)	4/4
(8) NC State 66, (9) LSU 65	East 2nd Rd (Pittsburgh, Pa.)	3/19
(11) Ole Miss 94, (11) BYU 90	West 1st Rd (Dayton, Ohio)	3/17
(6) Xavier 76, (11) Ole Miss 57	West 2nd Rd (Jacksonville, Fla.)	3/19

(Seed) - Began in 1979 # Participation vacated by NCAA
^ Participation before team was a member of the SEC
RC Regional Consolation RS Regional Semifinal RF Regional Final
Tournament Field: Eight teams 1939-50; 16 teams 1951-52; 22 teams 1953; 24 teams 1954-55; 25 teams 1956; 23 teams 1957; 24 teams 1958; 23 teams 1959; 25 teams 1960; 24 teams 1961; 25 teams 1962-64; 23 teams 1965; 22 teams 1966; 23 teams 1967-68; 25 teams 1969-74; 32 teams 1976-78; 40 teams 1979; 48 teams 1980-82; 52 teams 1983; 53 teams 1984; 64 teams 1985-2000; 65 teams 2001-10; 68 teams 2011-present

FINAL FOUR TEAMS

YEAR	CHAMPION	RUNNER-UP	THIRD PLACE	FOURTH PLACE	SITE OF FINALS
1939	Oregon	Ohio State	*Oklahoma	*Villanova	Evanston, Ill.
1940	Indiana	Kansas	*Duquesne	*Southern California	Kansas City, Mo.
1941	Wisconsin	Washington State	*Pittsburgh	***Arkansas#**	Kansas City, Mo.
1942	Stanford	Dartmouth	***Kentucky**	*Colorado	Kansas City, Mo.
1943	Wyoming	Georgetown	*Texas	*DePaul	New York, N.Y.
1944	Utah	Dartmouth	*Iowa State	*Ohio State	New York, N.Y.
1945	Oklahoma State	New York University	***Arkansas#**	*Ohio State	New York, N.Y.
1946	Oklahoma State	North Carolina	Ohio State	California	New York, N.Y.
1947	Holy Cross	Oklahoma	Texas	CCNY	New York, N.Y.
1948	**Kentucky**	Baylor	Holy Cross	Kansas State	New York, N.Y.
1949	**Kentucky**	Oklahoma State	Illinois	Oregon State	Seattle, Wash.
1950	CCNY	Bradley	North Carolina State	Baylor	New York, N.Y.
1951	**Kentucky**	Kansas State	Illinois	Oklahoma State	Minneapolis, Minn.
1952	Kansas	St. John's (N.Y.)	Illinois	Santa Clara	Seattle, Wash.
1953	Indiana	Kansas	Washington	**LSU**	Kansas City, Mo.
1954	LaSalle	Bradley	Penn State	Southern California	Kansas City, Mo.
1955	San Francisco	LaSalle	Colorado	Iowa	Kansas City, Mo.
1956	San Francisco	Iowa	Temple	Southern Methodist	Evanston, Ill.
1957	North Carolina	Kansas	San Francisco	Michigan State	Kansas City, Mo.
1958	**Kentucky**	Seattle	Temple	Kansas State	Louisville, Ky.
1959	California	West Virginia	Cincinnati	Louisville	Louisville, Ky.
1960	Ohio State	California	Cincinnati	New York University	San Francisco, Calif.
1961	Cincinnati	Ohio State	St Joseph's (Pa.)^	Utah	Kansas City, Mo.
1962	Cincinnati	Ohio State	Wake Forest	UCLA	Louisville, Ky.
1963	Loyola (Illinois)	Cincinnati	Duke	Oregon State	Louisville, Ky.
1964	UCLA	Duke	Michigan	Kansas State	Kansas City, Mo.
1965	UCLA	Michigan	Princeton	Wichita State	Portland, Ore.
1966	Texas-El Paso	**Kentucky**	Duke	Utah	College Park, Md.
1967	UCLA	Dayton	Houston	North Carolina	Louisville, Ky.
1968	UCLA	North Carolina	Ohio State	Houston	Los Angeles, Calif.
1969	UCLA	Purdue	Drake	North Carolina	Louisville, Ky.
1970	UCLA	Jacksonville	New Mexico State	St. Bonaventure	College Park, Md.
1971	UCLA	Villanova^	Western Kentucky^	Kansas	Houston, Texas
1972	UCLA	Florida State	North Carolina	Louisville	Los Angeles, Calif.
1973	UCLA	Memphis State	Indiana	Providence	St. Louis, Mo.
1974	North Carolina State	Marquette	UCLA	Kansas	Greensboro, N.C.
1975	UCLA	**Kentucky**	Louisville	Syracuse	San Diego, Calif.
1976	Indiana	Michigan	UCLA	Rutgers	Philadelphia, Pa.
1977	Marquette	North Carolina	Nevada-Las Vegas	North Carolina-Charlotte	Atlanta, Ga.
1978	**Kentucky**	Duke	**Arkansas#**	Notre Dame	St. Louis, Mo.
1979	Michigan State	Indiana State	DePaul	Penn State	Salt Lake City, Utah
1980	Louisville	UCLA^	Purdue	Iowa	Indianapolis, Ind.
1981	Indiana	North Carolina	Virginia	**LSU**	Philadelphia, Pa.
1982	North Carolina	Georgetown	*Houston	*Louisville	New Orleans, La.
1983	North Carolina State	Houston	***Georgia**	*Louisville	Albuquerque, N.M.
1984	Georgetown	Houston	***Kentucky**	*Virginia	Seattle, Wash.
1985	Villanova	Georgetown	*Memphis State	*St. John's (N.Y.)	Lexington, Ky.
1986	Louisville	Duke	***LSU**	*Kansas	Dallas, Texas
1987	Indiana	Syracuse	*Nevada-Las Vegas	*Providence	New Orleans, La.
1988	Kansas	Oklahoma	*Duke	*Arizona	Kansas City, Mo.
1989	Michigan	Seton Hall	*Illinois	*Duke	Seattle, Wash.
1990	Nevada-Las Vegas	Duke	*Georgia Tech	***Arkansas#**	Denver, Co.
1991	Duke	Kansas	*Nevada-Las Vegas	*North Carolina	Indianapolis, Ind.
1992	Duke	Michigan	*Indiana	*Cincinnati	Minneapolis, Minn.
1993	North Carolina	Michigan	*Kansas	***Kentucky**	New Orleans, La.
1994	**Arkansas**	Duke	***Florida**	*Arizona	Charlotte, N.C.
1995	UCLA	**Arkansas**	*North Carolina	*Oklahoma State	Seattle, Wash.
1996	**Kentucky**	Syracuse	***Mississippi State**	*Massachusetts	East Rutherford, N.J.
1997	Arizona	**Kentucky**	*Minnesota	*North Carolina	Indianapolis, Ind.
1998	**Kentucky**	Utah	*North Carolina	*Stanford	San Antonio, Texas
1999	Connecticut	Duke	*Michigan State	*Ohio State	St. Petersburg, Fla.
2000	Michigan State	**Florida**	*North Carolina	*Wisconsin	Indianapolis, Ind.
2001	Duke	Arizona	*Maryland	*Michigan State	Minneapolis, Minn.
2002	Maryland	Indiana	*Kansas	*Oklahoma	Atlanta, Ga.
2003	Syracuse	Kansas	*Marquette	*Texas	New Orleans, La.
2004	Connecticut	Georgia Tech	*Duke	*Oklahoma State	San Antonio, Texas
2005	North Carolina	Illinois	*Michigan State	*Louisville	St. Louis, Mo.
2006	**Florida**	UCLA	***LSU**	*George Mason	Indianapolis, Ind.
2007	**Florida**	Ohio State	*Georgetown	*UCLA	Atlanta, Ga.
2008	Kansas	Memphis	*North Carolina	*UCLA	San Antonio, Texas
2009	North Carolina	Michigan State	*Villanova	*Connecticut	Detroit, Mich.
2010	Duke	Butler	*Michigan State	*West Virginia	Indianapolis, Ind.
2011	Connecticut	Butler	***Kentucky**	*VCU	Houston, Texas
2012	**Kentucky**	Kansas	*Ohio State	*Louisville	New Orleans, La.
2013	Louisville	Michigan	*Wichita State	*Syracuse	Atlanta, Ga.
2014	Connecticut	**Kentucky**	***Florida**	*Wisconsin	North Texas
2015	Duke	Wisconsin	***Kentucky**	*Michigan State	Indianapolis, Ind.

* - Tied for third place

- Participation before team was a member of the SEC

^ - Student-athletes representing St. Joseph's (1961) Villanova (1971), Western Kentucky (1971) and UCLA (1980) were declared ineligible subsequent to the tournament. The teams' appearances in the NCAA Tournament were vacated.

SEC IN THE NATIONAL INVITATION TOURNAMENT

TEAM	APP	W	L	PCT	SEMIS	TITLES	2ND	3RD	4TH	YEARS OF PARTICIPATION
Alabama	13	24	16	.600	6	0	2	1	3	1973 (4th), 77 (4th), 79 (3rd), 80, 81, 93, 96 (4th), 99, 01 (2nd), 07, 11 (2nd), 13, 15
Arkansas	3	5	4	.555	1	0	0	0	1	1987, 97 (4th), 14
Auburn	6	4	6	.400	0	0	0	0	0	1993, 94, 96, 98, 01, 09
Florida	9	11	11	.500	3	0	0	1	2	1969, 84, 85, 86 (4th), 92 (4th), 93, 98, 08 (3rd), 09
Georgia	12	12	12	.500	2	0	0	2	0	1981, 82 (t3rd), 84, 86, 88, 93, 95, 98 (3rd), 99, 04, 07, 14
Kentucky	9	13	7	.650	4	2	1	1	0	1944 (3rd), 46 (1st), 47 (2nd), 49, 50, 76 (1st), 79, 09, 13
LSU	7	4	8	.333	1	0	0	0	1	1970 (4th), 82, 83, 02, 04, 12, 14
Ole Miss	11	13	11	.542	2	0	0	2	0	1980, 82, 83, 87, 89, 00, 07, 08 (3rd), 10 (3rd), 11, 12
Mississippi State	8	7	8	.467	1	0	0	1	0	1979, 90, 94, 99, 01, 07, 10, 12
Missouri	8	2	8	.200	0	0	0	0	0	1972, 73, 85, 96, 98, 04, 05, 14
South Carolina	11	21	9	.700	3	2	1	0	0	1969, 75, 78, 83, 91, 96, 01, 02 (2nd), 05 (1st), 06 (1st), 09
Tennessee	13	13	13	.500	2	0	0	2	0	1945, 69 (3rd), 71, 84, 85 (3rd), 88, 90, 92, 96, 03, 04, 12, 13
Texas A&M	7	7	7	.500	0	0	0	0	0	1979, 82, 85, 86, 94, 05, 15
Vanderbilt	12	20	11	.645	2	1	1	0	0	1983, 87, 90 (1st), 92, 94, 96, 98, 00, 02, 05, 06
TOTALS										
Current Membership	117	150	127	.542	27	5	5	10	7	
Actual Membership	106	135	108	.555	27	5	5	10	7	

YEAR-BY-YEAR NIT TOTALS

YEAR	W-L	PCT.	NIT TEAMS
1944	2-1	.667	1 (UK 2-1)
1945	0-1	.000	1 (UT 0-1)
1946	3-0	1.000	1 (UK 3-0)
1947	2-1	.667	1 (UK 2-1)
1949	0-1	.000	1 (UK 0-1)
1950	0-1	.000	1 (UK 0-1)
1969	3-2	.600	2 (UF 0-1, UT 3-1)
1970	2-2	.500	1 (LS 2-2)
1971	1-1	.500	1 (UT 1-1)
1973	2-2	.500	1 (UA 2-2)
1976	4-0	1.000	1 (UK 4-0)
1977	2-2	.500	1 (UA 2-2)
1979	4-3	.571	3 (UA 4-1, UK 0-1, MS 0-1)
1980	2-2	.500	2 (UA 1-1, UM 1-1)
1981	2-2	.500	2 (UA 1-1, UG 1-1)
1982	4-3	.571	3 (UG 3-1, LS 0-1, UM 1-1)
1983	3-3	.500	3 (LS 0-1, UM 2-1, VU 1-1)
1984	2-3	.400	3 (UF 0-1, UG 0-1, UT 2-1)
1985	4-2	.667	2 (UF 0-1, UT 4-1)
1986	4-3	.571	2 (UF 3-2, UG 1-1)
1987	2-2	.500	2 (UM 0-1, VU 2-1)
1988	1-2	.333	2 (UG 1-1, UT 0-1)
1989	0-1	.000	1 (UM 0-1)
1990	7-2	.778	3 (MS 1-1, UT 1-1, VU 5-0)
1992	4-4	.500	3 (UF 3-2, UT 1-1, VU 0-1)
1993	0-4	.000	4 (UA 0-1, AU 0-1, UF 0-1, UG 0-1)
1994	4-2	.667	2 (MS 0-1, VU 4-1)
1995	0-2	.000	2 (AU 0-1, UG 0-1)
1996	6-6	.500	5 (UA 3-2, AU 0-1, SC 2-1, UT 0-1, VU 1-1)
1997	3-2	.600	1 (AR 3-2)
1998	7-4	.636	4 (AU 1-1, UF 0-1, UG 4-1, VU 2-1)
1999	0-3	.000	3 (UA 0-1, UG, 0-1, MS 0-1)
2000	2-2	.500	2 (UM 2-1, VU 0-1)
2001	7-4	.636	4 (UA 4-1, AU 1-1, MS 2-1, SC 0-1)
2002	6-3	.667	3 (LS 1-1, SC 4-1, VU 1-1)
2003	0-1	.000	1 (UT 0-1)
2004	0-3	.000	3 (UG 0-1, LS 0-1, UT 0-1)
2005	7-1	.875	2 (SC 5-0, VU 2-1)
2006	5-1	.833	2 (SC 5-0, VU 0-1)
2007	5-4	.556	4 (UA 0-1, UG 1-1, UM 1-1, MS 3-1)
2008	6-2	.750	2 (UF 3-1, UM 3-1)
2009	6-4	.600	4 (AU 2-1, UF 2-1, UK 2-1, SC 0-1)
2010	4-2	.667	2 (UM 3-1, MS 1-1)
2011	4-2	.667	2 (UA 4-1, UM 0-1)
2012	1-4	.200	4 (LS 0-1, UM 0-1, MS 0-1, UT 1-1)
2013	2-3	.400	3 (UA 2-1, UK 0-1, UT 0-1)
2014	4-4	.500	4 (AR 1-1, UG 1-1, LS 1-1, MO 1-1)
2015	4-3	571	3 (UA 1-1, AM 1-1, VU 2-1)

NIT RESULTS

1944

KENTUCKY
W, 46-38 Utah (Quarterfinals-New York)
L, 45-48 St. John's (Semifinals-New York)
W, 45-29 Oklahoma A&M (3rd Place-New York)

1945

TENNESSEE
L, 44-52 Rhode Island (Quarters-New York)

1946

KENTUCKY
W, 77-53 Arizona (Quarterfinals-New York)
W, 59-51 West Virginia (Semifinals-New York)
W, 46-45 Rhode Island (Championship-New York)

1947

KENTUCKY
W, 66-62 Long Island (Quarterfinals-New York)
W, 60-42 N.C. State (Semifinals-New York)
L, 45-49 Utah (Championship-New York)

1949

KENTUCKY
L, 56-61 Loyola-Illinois (Quarterfinals- New York)

1950

KENTUCKY
L, 50-89 CCNY (Quarterfinals-New York)

1969

FLORIDA
L, 66-82 Temple (1st Round-New York)
^SOUTH CAROLINA
W, 72-63 Southern Illinois (1st Round-New York)
L, 45-59 Army (Quarterfinals-New York)
TENNESSEE
W, 67-51 Rutgers (1st Round-New York)
W, 75-64 Ohio (Quarterfinals- New York)
L, 58-63 (Semifinals-New York)
W, 64-52 Army (3rd Place- New York)

1970

LSU
W, 83-82 Georgetown (1st Round- New York)
W, 97-94 Oklahoma (Quarterfinals-New York)
L, 79-101 Marquette (Semifinals-New York)
L, 68-75 Army (3rd Place-New York)

1971

TENNESSEE
W, 84-83** St. John's (1st Round-New York)
L, 64-78 Duke (Quarterfinals-New York)

1972

^MISSOURI
L, 81-82* St. John's (Quarterfinals-New York)

1973

ALABAMA
W, 87-86 Manhattan (1st Round-New York)
W, 69-65 Minnesota (Quarterfinals-New York)
L, 73-74 Virginia Tech (Semifinals-New York)
L, 69-88 North Carolina (3rd Place- New York)
^MISSOURI
L, Massachussetts 71-78 (Quarterfinals-New York)

1975

^SOUTH CAROLINA
W, 71-61 Connecticut (1st Round- New York)
L, 67-86 Army (Quarterfinals-New York)

1976

KENTUCKY
W, 67-61 Niagara (1st Round-New York)
W, 81-78 Kansas State (Quarterfinals-New York)
W, 79-78 Providence (Semifinals-New York)
W, 71-67 Charlotte (Championship-New York)

1977

ALABAMA
W, 86-63 Memphis St. (1st Round-Birmingham)
W, 79-72 Virginia Tech (Quarterfinals-New York)
L, 76- 82 Houston (Semifinals-New York)
L, 89-102 Villanova (3rd Place-New York)

1978

^SOUTH CAROLINA
L, 70-82 N.C. State (1st Round-Raleigh)

1979

ALABAMA
W, 98-89 St. Bonaventure (1st Round-Birmingham)
W, 90-88 Virginia (2nd Round-Birmingham)
W, 72- 68 Texas A&M (3rd Round- Houston)
L, 68-87 Purdue (Semifinals-New York)
W, 96-86 Ohio State (3rd Place-New York)

NIT RESULTS

KENTUCKY
L, 67-68 Clemson (1st Round- Lexington)
MISSISSIPPI STATE
L, 78-80 Alcorn State (1st Round- Starkville)
^TEXAS A&M
W, 79-68 New Mexico (1st Round-Albuquerque)
W, 67-64 Nevada-Reno (2nd Round-Reno)
L, 68-72 Alabama (3rd Round-Houston)

1980

ALABAMA
W, 53-49 Penn State (1st Round- Birmingham)
L, 62-70 Murray St. (2nd Round-Tuscaloosa)
OLE MISS
W, 76-74 Grambling (1st Round- Oxford)
L, 56-58 Minnesota (2nd Round-Minneapolis)

1981

ALABAMA
W, 73-69* St. John's (1st Round-Jamaica)
L, 70-75 Duke (2nd Round-Durham)
GEORGIA
W, 74-60 Old Dominion (1st Round- Athens)
L, 72-73 South Alabama (2nd Round-Athens)

1982

GEORGIA
W, 73-60 Temple (1st Round- Athens)
W, 83-69 Maryland (2nd Round- Athens)
W, 90-73 Virginia Tech (3rd Round-Athens)
L, 60-61 Purdue (Semifinals-New York)
LSU
L, 72-83 Tulane (1st Round-Baton Rouge)
OLE MISS
W, 53-49 Clemson (1st Round-Clemson)
L, 59-61 Virginia Tech (2nd Round-Oxford)
^TEXAS A&M
W, 60-58 Lamar (1st Round-College Station)
W, 69-65 Washington (2nd Round-Seattle)
L, 68-86 Purdue (3rd Round-West Lafayette)

1983

LSU
L, 94-99* New Orleans (1st Round-Baton Rouge)
OLE MISS
W, 87-75 Alabama State (1st Round-Oxford)
W, 65-57 South Florida (2nd Round-Oxford)
L, 67-75 DePaul (3rd Round-Chicago)
^SOUTH CAROLINA
W, 100-90 Old Dominion (1st Round-Columbia)
W, 75-68 Va. Tech (2nd Round-Columbia)
L, 61-78 Wake Forest (3rd Round-Greensboro)
VANDERBILT
W, 79-74 East Tenn. State (1st Round-Nashville)
L, 68-75 Wake Forest (2nd Round-Nashville)

1984

FLORIDA
L, 87-88 South Alabama (1st Round-Biloxi)
GEORGIA
L, 69-74* UT-Chatt. (1st Round-Chattanooga)
TENNESSEE
W, 54-40 St. Peter's (1st Round- Knoxville)
W, 68-66 UT-Chatt. (2nd Round-Knoxville)
L, 68-72 Virginia Tech (3rd Round- Blacksburg)

1985

FLORIDA
L, 64-65 SW, Louisiana (1st Round-Lafayette)
^MISSOURI
L, 67-68 St. Joseph's (1st Round-Columbia)
TENNESSEE
W, 65-62 Tenn. Tech (1st Round-Cookeville)
W, 73-72 SW, Louisiana (2nd Round- Knoxville)
W, 61-54 Virginia (3rd Round-Knoxville)
L, 67-74 Indiana (Semifinals-New York)
W, 100-84 Louisville (3rd Place- New York)
^TEXAS A&M
L, 67-80 New Mexico (1st Round-Albuquerque)

1986

FLORIDA
W, 81-71 Southern Miss (1st Round-Gainesville)
W, 77-75 TCU (2nd Round-Gainesville)
W, 54-53 SW, Mo. St. (3rd Round-Gainesville)
L, 58-67 Wyoming (Semifinals-New York)
L, 62-67 Louisiana Tech (3rd Place-New York)
GEORGIA
W, 95-81 UT-Chatt. (1st Round-Chattanooga)
L, 65-77 Clemson (2nd Round-Athens)
^TEXAS A&M
L, 70-79 Wyoming (1st Round-Laramie)

1987

^ARKANSAS
W, 67-64* Arkansas State (1st Round-Fayetteville)
L, 71-78 Nebraska (2nd Round-Lincoln)
OLE MISS
L, 75-93 Southern Miss (1st Round-Hattiesburg)
VANDERBILT
W, 74-72 Jacksonville (1st Round- Nashville)
W, 109-92 Florida St. (2nd Round-Nashville)
L, 88-95 Southern Miss (3rd Round-Nashville)

1988

GEORGIA
W, 53-48 Georgia Southern (1st Round-Athens)
L, 59-69 MTSU (2nd Round-Murfreesboro)
TENNESSEE
L, 80-85 MTSU (1st Round-Murfreesboro)

1989

OLE MISS
L, 67-70 St. John's (1st Round-Jamaica)

1990

MISSISSIPPI STATE
W, 84-75 Baylor (1st Round- Starkville)
L, 60-65 New Orleans (2nd Round-New Orleans)
TENNESSEE
W, 73-71 Memphis State (1st Round-Memphis)
L, 85-89 Vanderbilt (2nd Round-Nashville)
VANDERBILT
W, 98-90* La. Tech (1st Round-Nashville)
W, 89-85 Tennessee (2nd Round-Nashville)
W, 88-65 New Orleans (3rd Round-Nashville)
W, 75-62 Penn State (Semifinals-New York)
W, 74-72 St. Louis (Championship-New York)

1991

SOUTH CAROLINA
W, 69-63 George Wash. (1st Round-Columbia)
L, 58-63 Siena (2nd Round-Albany)

1992

FLORIDA
W, 66-52 Richmond (1st Round- Gainesville)
W, 77-74 Pittsburgh (2nd Round-Pittsburgh)
W, 74-67 Purdue (3rd Round-Indianapolis)
L, 56-62 Virginia (Semifinals-New York)
L, 78-81 Utah (3rd Place-New York)
TENNESSEE
W, 71-68 UAB (1st Round-Knoxville)
L, 52-77 Virginia (2nd Round-Charlottesville)
VANDERBILT
L, 63-68 Rhode Island (1st Round- Nashville)

1993

ALABAMA
L, 56-58 UAB (1st Round-Tuscaloosa)
AUBURN
L, 72-84 Clemson (1st Round-Clemson)
FLORIDA
L, 66-74 Minnesota (1st Round-Minneapolis)
GEORGIA
L, 84-95 West Virginia (1st Round-Morgantown)

1994

MISSISSIPPI STATE
L, 67-78 Kansas State (1st Round-Manhattan)
^TEXAS A&M
L, 73-79* New Orleans (1st Round-New Orleans)
VANDERBILT
W, 77-67 Oklahoma (1st Round-Norman)
W, 78-59 New Orleans (2nd Round-Nashville)
W, 89-74 Clemson (Quarterfinals-Nashville)
W, 82-76 Kansas State (Semifinals-New York)
L, 73-80 Villanova (Finals-New York)

1995

AUBURN
L, 61-68 Marquette (1st Round-Auburn)
GEORGIA
L, 61-69 Nebraska (1st Round-Lincoln)

1996

ALABAMA
W, 72-69 Illinois (1st Round-Tuscaloosa)
W, 72-49 Missouri (2nd Round-Tuscaloosa)
W, 68-67 South Carolina (3rd Round-Columbia
L, 69-74* St. Joseph's (Semifinals-New York)
L, 76-87 Tulane (3rd Place-New York)
AUBURN
L, 73-87* Tulane (1st Round-Auburn)
SOUTH CAROLINA
W, 100-73 Davidson (1st Round-Columbia)
W, 80-70 Vanderbilt (2nd Round-Columbia)
L, 67-68 Alabama (3rd Round-Columbia)
^MISSOURI
W, 89-85 Murray State (1st Round-Columbia)
L, 49-72 Alabama (2nd Round-Tuscaloosa)
TENNESSEE
L, 49-55 Coll. of Charleston (1st Round-Knoxville)
VANDERBILT
W, 86-80 Ark.-Little Rock (1st Round-Nashville)
L, 70-80 South Carolina (2nd Round-Columbia)

1997

ARKANSAS
W, 101-75 No. Arizona (1st Round-Fayetteville)
W, 76-71 Pittsburgh (2nd Round-Fayetteville)
W, 86-73 UNLV (3rd Round Fayetteville)
L, 62-77 Michigan (Semifinals-New York)
L, 64-74 Connecticut (Consolation-New York)

1998

AUBURN
W, 77-62 Southern Miss (1st Round-Auburn)
L, 60-75* Marquette (2nd Round-Milwaukee)
FLORIDA
L, 69-71 Georgetown (1st Round-Gainesville)
GEORGIA
W, 100-93 Iowa (1st Round-Iowa City)
W, 61-55 N.C. State (2nd Round-Raleigh)
W, 79-65 Vanderbilt (3rd Round -Athens)
L, 60-66 Penn State (Semifinals-New York)
W, 95-79 Fresno State (3rd Place-New York)

^MISSOURI
L, 86-93 UAB (1st Round-Columbia)
VANDERBILT
W, 73-61 St. Bonaventure (1st Round-Nashville)
W, 72-68 Wake Forest (2nd Round-Winston-Salem)
L, 65-79 Georgia (3rd Round -Athens)

1999

ALABAMA
L, 57-73 Wake Forest (1st Round-Winston-Salem)
GEORGIA
L, 57-77 Clemson (1st Round-Clemson)
MISSISSIPPI STATE
L, 56-69 Colorado St. (1st Round-Fort Collins)

2000

OLE MISS
W, 62-45 Charlotte (1st Round-Oxford)
W, 70-48 SW, Missouri St. (2nd Round-Oxford)
L, 54-77 N.C. State (Quarterfinals-Raleigh, N.C.)
VANDERBILT
L, 68-83 Wake Forest (1st Round-Nashville)

2001

ALABAMA
W, 85-79 Seton Hall (1st Round-Tuscaloosa)
W, 79-69 Toledo (2nd Round-Tuscaloosa)
W, 85-77** Purdue (3rd Round-West Lafayette
W, 74-63 Detroit (Semifinals-New York)
L, 60-79 Tulsa (Championship-New York)
AUBURN
W, 60-58 Miami (1st Round-Auburn)
L, 61-79 Purdue (2nd Round-West Lafayette)
MISSISSIPPI STATE
W, 75-68 So. Mississippi (1st Round-Starkville)
W, 66-61 Pittsburgh (2nd Round-Pittsburgh)
L, 75-77 Tulsa (3rd Round-Starkville)
SOUTH CAROLINA
L, 65-72 Connecticut (1st Round-Storrs)

2002

LSU
W, 63-61 Iowa (1st Round-Iowa City)
L, 65-75 Ball State (2nd Round-Baton Rouge)
SOUTH CAROLINA
W, 74-67 Virginia (1st Round-Charlottesville)
W, 75-65 UNLV (2nd Round-Columbia)
W, 82-47 Ball State (3rd Round-Columbia)
W, 66-59 Syracuse (Semifinals-New York)
L, 62-72 Memphis (Championship-New York)
VANDERBILT
W, 59-50 Houston (Opening Round-Nashville)
L, 68-83 Louisiana Tech (1st Round-Ruston)

2003

TENNESSEE
L, 60-70 Georgetown (1st Round-Knoxville)

2004

GEORGIA
L, 74-82 Iowa State (1st Round-Ames)
LSU
L, 61-70 Oklahoma (1st Round-Norman)
^MISSOURI
L, 64-65 Michigan (1st Round-Ann Arbor)
TENNESSEE
L, 55-58 George Mason (1st Round-Fairfax)

2005

^MISSOURI
L, 70-75 DePaul (1st Round-Columbia)
SOUTH CAROLINA
W, 69-67 Miami-Fla. (1st Round-Columbia)
W, 77-66 UNLV (2nd Round-Columbia)
W, 69-66 Georgetown (3rd Round-Columbia)
W, 75-67 Maryland (Semifinals-New York)
W, 60-57 St. Joseph's (Finals-New York)
^TEXAS A&M
W, 82-74 Clemson (1st Round-College Station)
W, 75-72 DePaul (2nd Round-College Station)
L, 51-58 Saint Joseph's (3rd Round-College Station)
VANDERBILT
W, 67-60 Indiana (1st Round-Bloomington)
W, 65-63 Wichita St. (2nd Round-Nashville)
L, 68-81 Memphis (3rd Round-Memphis)

2006

SOUTH CAROLINA
W, 74-55 Western Ky. (1st Round-Columbia)
W, 69-68* Florida St. (2nd Round-Tallahassee)
W, 65-62 Cincinnati (3rd Round- Cincinnati)
W, 78-63 Louisville (Semifinals-New York)
W, 76-64 Michigan (Finals-New York)
VANDERBILT
L, 69-79 Notre Dame (1st Round-South Bend)

2007

ALABAMA
L, 87-89* UMass (1st Round-Amherst)
GEORGIA
W, 88-78 Fresno State (1st Round-Athens)
L, 52-83 Air Force (2nd Round-Denver)
OLE MISS
W, 73-59 Appalachian St. (1st Round-Oxford)
L, 69-89 Clemson (2nd Round-Clemson)
MISSISSIPPI STATE
W, 82-63 Miss. Valley St. (1st Round-Starkville)
W, 101-72 Bradley (2nd Round-Starkville)
W, 86-71 Florida State (3rd Round-Starkville)
L, 62-63 West Virginia (Semifinals-New York)

2008

FLORIDA
W, 73-49 San Diego St. (1st Round-Gainesville)
W, 82-54 Creighton (2nd Round-Gainesville)
W, 70-57 Arizona State (Quarterfinals-Tempe)
L, 66-78 UMass (Semifinals-New York)
OLE MISS
W, 83-68 UC Santa Barbara (1st Round-Oxford)
W, 85-75* Nebraska (2nd Round-Oxford)
W, 81-72 Virginia Tech (Quarterfinals-Blacksburg)
L, 69-81 Ohio State (Semifinals-New York)

2009

AUBURN
W, 87-82 UT-Martin (1st Round-Auburn)
W, 74-55 Tulsa (2nd Round-Auburn)
L, 72-74 Baylor (Quarterfinals-Auburn)
FLORIDA
W, 84-62 Jacksonville (1st Round-Gainesville)
W, 74-60 Miami (Fla.) (2nd Round-Gainesville)
L, 62-71 Penn State (Quarterfinals-Gainesville)
KENTUCKY
W, 70-60 UNLV (1st Round-Lexington)
W, 65-63 Creighton (2nd Round-Omaha)
L, 77-67 Notre Dame (Quarterfinals-South Bend)
SOUTH CAROLINA
L, 63-70 Davidson (1st Round-Columbia)

2010

OLE MISS
W, 84-65 Troy (1st Round-Oxford)
W, 93-81 Memphis (2nd Round-Oxford)
W, 90-87** Texas Tech (Quarterfinals-Oxford)
L, 63-68 Dayton (Semifinals-New York)
MISSISSIPPI STATE
W, 81-67 Jackson State (1st Round-Starkville)
L, 74-76 North Carolina (2nd Round-Starkville)

2011

ALABAMA
W, 68-44 Coastal Carolina (1st Round-Tuscaloosa)
W, 74-67 New Mexico (2nd Round-Tuscaloosa)
W, 79-64 Miami (Fla.) (Quarterfinals-Tuscaloosa)
W, 62-61 Colorado (Semifinals-New York)
L, 57-66 Wichita State (Finals-New York)
OLE MISS
L, 74-77 California (1st Round-Berkeley)

2012

LSU
L, 76-96 Oregon (1st Round-Eugene)
OLE MISS
L, 93-96 ot Illinois State (1st Round-Oxford)
MISSISSIPPI STATE
L, 96-101 2ot UMass (1st Round-Starkville)
TENNESSEE
W, 65-51 Savannah State (1st Round-Knoxville)
L, 64-71 Middle Tennessee (2nd Round-Knoxville)

2013

ALABAMA
W, 62-43 Northeastern (1st Round-Tuscaloosa)
W, 66-54 Stanford (2nd Round-Tuscaloosa)
L, 57-58 Maryland (3rd Round-Tuscaloosa)
KENTUCKY
L, 57-59 Robert Morris (1st Round-Pittsburgh)
TENNESSEE
L, 67-76 Mercer (1st Round-Knoxville)

2014

ARKANSAS
W, 91-71 Indiana State (1st Round-Fayetteville)
L, 64-75 California (2nd Round-Berkeley)
GEORGIA
W, 63-56 Vermont (1st Round-Athens)
L, 71-79 Louisiana Tech (2nd Round-Athens)
LSU
W, 71-63 San Francisco (1st Round-San Francisco)
L, 67-80 SMU (2nd Round-Dallas)
MISSOURI
W, 85-77 Davidson (1st Round-Columbia)
L, 63-71 Southern Miss (2nd Round-Columbia)

2015

ALABAMA
W, 79-58 Illinois (1st Round-Tuscaloosa)
L, 66-73 Miami (Fla.) (2nd Round-Miami)
TEXAS A&M
W, 81-64 Montana (1st Round-College Station)
L, 72-84 Louisiana Tech (2nd Round-College Station)
VANDERBILT
W, 75-64 St. Mary's (Calif.) (1st Round-Moraga, Calif.)
W, 92-77 South Dakota State (2nd Round-Nashville)
L, 75-78 Stanford (3rd Round-Palo Alto)

^Participation was before team was a member of the SEC
* - overtime
** - double overtime
Tournament Field: Six teams 1938-40 Eight teams 1941-48 12 teams 1949-64 14 teams 1965-67 16 teams 1968-78 24 teams 1979 32 teams 1980-2001, 2007-Present 40 Teams 2002-2006

SEC IN THE NIT SEASON TIP-OFF

TEAM	APP	WON	LOST	PCT	SEMIS	TITLES	2ND	3RD	4TH	BEST FINISH (YEAR[S])
Alabama	3	4	4	.500	1	0	1	0	1	Fourth-place (2013)
Arkansas	3	5	3	.625	1	0	1	0	0	Runner-up (1990)
Auburn	1	0	1	.000	0	0	0	0	0	First Round (1985)
Florida	2	7	1	.875	2	1	1	0	0	Champion (1987)
Georgia	5	7	6	.539	1	0	0	0	1	Fourth-place (2015)
Kentucky	2	4	2	.667	1	0	1	0	0	Runner-up (1999)
LSU	3	3	4	.429	1	0	0	0	1	Fourth-place (2009)
Ole Miss	0	0	0	.000	0	0	0	0	0	
Mississippi State	1	0	1	.000	0	0	0	0	0	First Round (2000)
Missouri	3	3	3	.500	1	0	1	0	0	Runner-up (1988)
South Carolina	0	0	0	.000	0	0	0	0	0	
Tennessee	3	7	3	.700	2	1	0	0	1	Champion (2010)
Texas A&M	2	4	1	.800	1	1	0	0	0	Champion (2007)
Vanderbilt	2	1	2	.333	0	0	0	0	0	Second Round (1996)
TOTALS										
Current Membership	30	45	31	.592	11	3	4	0	4	
Actual Membership	24	35	26	.574	8	2	2	0	4	

NIT SEASON TIP-OFF RESULTS

1985

AUBURN
L, 58-75 West Virginia (1st Rd-Hartford, Conn.)
^TEXAS A&M
L, 68-71 UAB (1st Rd-Houston)

1986

LSU
L, 74-83 TCU (1st Rd-Baton Rouge)

1987

FLORIDA
W, 82-52 Jacksonville (1st Rd- Gainesville)
W, 80-69 Georgia Tech (Quarterfinals-Gainesville)
W, 96-89 Iowa State (Semifinals-New York)
W, 70-68 Seton Hall (Championship-New York)

1988

GEORGIA
W, 76-61 Arkansas State (1st Rd-Athens)
L, 91-99 North Carolina (2nd Rd-Chapel Hill)
^MISSOURI
W, 73-54 Missouri State (1st Rd-Columbia)
W, 83-71 Xavier (2nd Rd-Columbia)
W, 91-81 North Carolina (Semifinals-New York)
L, 84-86* Syracuse (Finals-New York)

1989

LSU
W, 91-80 Southern Miss (1st Rd-Baton Rouge)
L, 83-89 Kansas (2nd Rd-Baton Rouge)

1990

^ARKANSAS
W, 107-70 Vanderbilt (1st Rd-Fayetteville)
W, 110-88 Oklahoma (Quarterfinals-Fayetteville)
W, 98-88 Duke (Semifinals-New York)
L, 77-89 Arizona (Championship-New York)
VANDERBILT
L, 70-107 Arkansas (1st Rd- Fayetteville)

1991

KENTUCKY
W, 106-80 West Virginia (1st Rd-Lexington)
L, 67-85 Pittsburgh (2nd Rd-Lexington)

1992

TENNESSEE
W, 87-79 Rutgers (1st Rd-Piscataway)
L, 64-72 Seton Hall (2nd Rd-East Rutherford)

1993

GEORGIA
W, 89-67 Alabama State (1st Rd-Athens)
L, 71-91 Minnesota (2nd Rd-Minneapolis)

1994

ALABAMA
W, 79-48 Kansas State (1st Rd-Tuscaloosa)
L 69-86 New Mexico St. (2nd Rd-Las Cruces)

1995

ARKANSAS
W, 75-67 Northeast Louisiana (1st Rd-Fayetteville)
L, 73-83 Arizona (2nd Rd-Fayetteville)

1996

VANDERBILT
W, 74-66 Valparaiso (1st Rd-Nashville)
L, 57-86 Duke (2nd Rd-Durham)

1998

GEORGIA
W, 84-63 College of Charleston (1st Rd-Athens)
L, 57-86 North Carolina (2nd Rd-Chapel Hill)
^MISSOURI
L, 69-72 Missouri State (1st Rd-Columbia)

1999

KENTUCKY
W, 67-50 Pennsylvania (1st Rd-Lexington)
W, 56-48 Utah (2nd Rd-Lexington)
W, 61-58 Maryland (Semifinals-New York)
L, 51-63 Arizona (Finals-New York)

2000

MISSISSIPPI STATE
L, 76-83 (ot) California (1st Rd-Berkeley)

2001

ARKANSAS
W, 64-47 Maine (1st Rd-Fayetteville)
L, 71-76 Wake Forest (2nd Rd-Fayetteville)

2002

FLORIDA
W, 76-55 Louisiana Tech (1st Rd-Gainesville)
W, 99-65 Eastern Illinois (2nd Rd-Gainesville)
L, 65-69 Stanford (Semifinals-New York)
W, 83-73 Kansas (Consolation-New York)

2005

ALABAMA
W, 64-58 Miami-Ohio (1st Rd-Tuscaloosa)
L, 76-87 Memphis (2nd Rd-Tuscaloosa)
^MISSOURI
L, 77-80 Sam Houston St. (1st Rd-Columbia)

2006

TENNESSEE
W, 78-71 Fordham (1st Rd-Nashville)
W, 87-75 UNC Wilmington (2nd Rd-Nashville)
L, 44-56 Butler (Semifinals-New York)
L, 87-101 North Carolina (Consolation-New York)

2007

^TEXAS A&M
W, 67-53 Oral Roberts (1st Rd-College Station)
W, 81-76 UTEP (2nd Rd-College Station)
W, 77-63 Washington (Semifinals-New York)
W, 70-47 Ohio State (Finals-New York)

2008

GEORGIA
L, 53-74 Loyola-Chicago (1st Rd-West Lafayette)
W, 61-60 Eastern Mich. (2nd Rd-West Lafayette)
W, 54-48 Santa Clara (Consolation-Athens)
W, 98-57 Miss. Valley St.(Consolation-Athens)

2009

LSU
W, 56-45 Indiana State (1st Rd-Baton Rouge)
W, 71-60 Western Kentucky (2nd Rd-Baton Rouge)
L, 55-81 Connecticut (Semifinals-New York)
L, 52-71 Arizona State (Consolation-New York)

2010

TENNESSEE
W, 85-76 Belmont (1st Rd-Knoxville)
W, 60-56 Missouri State (2nd Rd-Knoxville)
W, 77-72 VCU (Semifinals-New York)
W, 78-68 Villanova (Finals-New York)

2013

ALABAMA
W, 102-65 Stillman (1st Rd-Tuscaloosa)
W, 75-58 Georgia State (2nd Rd-tuscaloosa)
L, 64-74 Duke (Semifinals-New York)
L, 83-85*** Drexel (Consolation-New York)

2015

GEORGIA
W, 80-70 Stony Brook (1st Rd-Athens)
L, 76-88 Gonzaga (Semifinals-New York)
L, 62-66 Minnesota (Consolation-New York)

^ Participation was before school was member of the SEC
NOTE: Event's name changed from Preseason NIT to NIT Season Tip-Off prior to the 2006-07 season.

FINAL POLL APPEARANCES

ASSOCIATED PRESS TOP 25

1.	**Kentucky (10)**	**48**
2.	North Carolina (6)	47
3.	Duke (7)	44
4.	UCLA (8)	40
5.	Kansas (2)	40
	Louisville (1)	33
7.	Syracuse	30
8.	Indiana (3)	27
	Arizona	27
10.	Illinois (1)	26
11.	Notre Dame	24
12.	Marquette	22
	Cincinnati (2)	22
	Maryland	22
15.	Ohio St. (2)	21
	Michigan St.	21
17.	Utah	20
18.	Georgetown	19
	Michigan	19
	Villanova	19
21.	Purdue	18
	Oklahoma St.	18
23.	Iowa	17
	North Carolina St. (1)	17
	Wake Forest	17

OTHER SEC TEAMS

Arkansas	**16**
Alabama	**15**
Florida (1)	**13**
Missouri	**13**
LSU	**12**
Tennessee	**11**
Vanderbilt	**11**
Mississippi St.	**9**
South Carolina	**7**
Georgia	**6**
Auburn	**5**
Texas A&M	**3**
Ole Miss	**2**

** AP expanded its listing to 25 teams in 1990; ( ) First-place finishes

ASSOCIATED PRESS TOP 10

1.	**Kentucky**	**41**
2.	Duke	35
	North Carolina	34
4.	Kansas	27
5.	UCLA	25
6.	Indiana	17
7.	Ohio St.	16
8.	Louisville	15
9.	Arizona	14
10.	Cincinnati	13
	Michigan	13
	Notre Dame	13
13.	Syracuse	12
14.	Marquette	11
15.	Connecticut	10
	Georgetown	10
	Michigan St.	10
18.	**Arkansas**	**9**
	Kansas St.	9
	North Carolina St.	9
	St. John's (NY)	9
22.	Bradley	8
	DePaul	8
	Illinois	8
	Maryland	8
	Oklahoma	8
	Purdue	8
	UNLV	8

OTHER SEC TEAMS

Missouri	**6**
Alabama	**5**
LSU	**5**
Florida	**4**
Mississippi St.	**4**
South Carolina	**4**
Vanderbilt	**4**
Auburn	**2**
Tennessee	**2**
Texas A&M	**1**



Carlos Powell led South Carolina to the 2005 NIT Championship

UPI TOP 25**

1.	**KENTUCKY (5)**	**33**
	North Carolina (3)	33
3.	UCLA (7)	30
4.	Duke (2)	25
	Indiana (5)	25
6.	Louisville	22
7.	Kansas	21
8.	Kansas State (1)	18
9.	North Carolina State (1)	17
	Syracuse	17
11.	Illinois	16
12.	Cincinnati (1)	15
	Iowa	15
	Marquette	15
	Notre Dame	15
	Utah	15
17.	Georgetown (1)	14
	Michigan (2)	14
	St. John's (N.Y.)	14
20.	**ALABAMA**	**13**
	ARKANSAS (1)	**13**
	UNLV (2)	13
23.	Dayton	12
	Missouri	12
	Oklahoma State	12

UPI TOP 10

1.	**KENTUCKY**	**27**
2.	North Carolina	26
3.	UCLA	20
4.	Indiana	17
	Kansas	17
6.	Duke	14
7.	**ARKANSAS**	**10**
	Louisville	10
	Marquette	10
	Michigan	10
11.	Cincinnati	9
	Syracuse	9
13.	Georgetown	8
	Illinois	8
	Kansas State	8
	Nevada-Las Vegas	8
	North Carolina State	8
	Ohio State	8
19.	DePaul	7
	Iowa	7
	Notre Dame	7
	St. John's (N.Y.)	7
	Utah	7
24.	Arizona	6
	Maryland	6

** UPI expanded listing to 25 teams in 1991.
( ) First-place finishes
Poll discontinued after 1996

Coaches

WINNINGEST SEC COACHES

All Games at SEC Institutions

BY PERCENTAGE

	PCT	COACH, SCHOOL(S)	SEASONS	YRS	W-L
1.	.833	John Calipari, UK	2010-Present	6	190-38
2.	.822	Adolph Rupp, UK	1931-52; 1954-72	41	876-190
3.	.814	Rick Pitino, UK	1989-97	8	219-50
4.	.796	C.C. Stroud, LSU	1914-18; 1920	6	88-21
5.	.781	Zora Clevenger, UT	1912-16	5	50-14
6.	.751	Tubby Smith, UG/UK	UG 1996-97	2	45-19
			UK 1998-07	10	263-83
7.	.748	Joe B. Hall, UK	1973-85	13	297-100
8.	.715	Billy Donovan, UF	1997-15	19	467-186
9.	.713	Ray Mears, UT	1963-77	15	278-112
10.	.697	E.C. Hayes, MS	1912-24	12	124-54
11.	.692#	Wimp Sanderson, UA	1981-92	12	265-118
12.	.687	Herman Stegeman, UG	1920-31	12	170-78
13.	.684*	Nolan Richardson, AR	1992-02	11	249-115
14.	.684	Joel Eaves, AU	1950-63	14	214-99
15.	.673	Roy Skinner, VU	1959; 1962-76	16	278-135
16.	.665	Babe McCarthy, MS	1956-65	10	169-85
17.	.665	Bruce Pearl, UT/AU	UT 2006-11	6	146-61
			AU 2015-Present	1	15-20
18.	.658	Hank Crisp, UA	1924-42; 1946	20	264-133
19.	.650	Bob Polk, VU	1948-58; 1960-61	13	197-106
20.	.638	Rick Stansbury, MS	1999-12	14	293-166
21.	.635	R.L. Sullivan, UM	1919-25	7	66-38
22.	.630	Andy Kennedy, UM	2007-Present	9	192-114
23.	.628	John Mauer, UK/UT/UF	UK 1928-30	3	40-14
			UT 1939-43; 1945-47	8	127-41
			UF 1952-60	9	98-102
24.	.628	Homer Hazel, UM	1926-30	5	54-32
25.	.620	George Buchheit, UK	1920-24	5	44-27
26.	.616	Andy Kennedy, UM	2007-Present	6	125-78
27.	.616	Mark Gottfried, UA	1999-09	11	210-131
28.	.606	Emmett Lowery, UT	1948-59	12	169-110
29.	.605	M.B. Banks, UT	1922-26	5	52-33-1
30.	.603	Kevin Stallings, VU	2000-Present	16	313-206
31.	.598	Cliff Ellis, AU	1995-04	10	186-125
32.	.598	Dale Brown, LSU	1973-97	25	448-301
33.	.591	David Hobbs, UA	1993-98	6	110-76
34.	.588	C.M Newton, UA/VU	UA 1969-80	12	211-123
			VU 1982-89	8	129-115
35.	.580	John Brady, LSU	1998-08	11	192-139
36.	.580#	Hugh Durham, UG	1979-1995	17	297-215
37.	.579	Floyd Burdette, UA	1947-52	6	81-59
38.	.579	Anthony Grant, UA	2010-15	6	117-85
39.	.575	Rex Enright, UG	1932-37	6	69-51
40.	.572	Don DeVoe, UT/UF	UT 1979-89	11	204-137
			UF 1990	1	7-21
41.	.564	Rod Barnes, UM	1999-2006	8	141-109
42.	.563	Harry Rabenhorst, LSU	1926-42; 1946-57	29	340-264
43.	.562	Jan van Breda Kolff, VU	1994-99	6	104-81
44.	.558	G.T. Denton, VU	1914-17; 1920-21	6	48-38
45.	.556	Sam McAllister, AU/UF	AU 1931-33	3	24-18
			UF 1938-42; 1947-51	10	119-96
46.	.553	Eddie Fogler, VU/SC	VU 1989-93	4	81-48
			USC 1994-2001	8	123-117
47.	.552	Dave Odom, SC	2002-08	7	128-104
48.	.549	Ralph Jordan, AU/UG	AU 1934-42; 1946	10	95-75
			UG 1947-50	4	44-39
49.	.547#	Norm Sloan, UF	1961-66; 1981-89	15	232-192
50.	.546	Mark Fox, UG	2010-Present	6	107-89
51.	.540	Richard Williams, MS	1986-98	12	191-163
52.	.534	Bob Davis, AU	1974-78	5	70-61

REGULAR-SEASON SEC GAMES

	PCT	COACH, SCHOOL(S)	SEASONS	YRS	W-L
1.	.841	Adolph Rupp, UK	1933-52; 1954-72	39	397-75
2.	.804	John Calipari, UK	2010-Present	6	82-20
3.	.800	Rick Pitino, UK	1989-97	8	104-26
4.	.735	Joe B. Hall, UK	1973-85	13	172-62
5.	.724	Tubby Smith, UG/UK	UG 1996-97	2	19-13
			UK 1998-07	10	120-40
6.	.723	John Mauer, UT	1939-43; 1945-47	8	60-23
7.	.705	Ray Mears, UT	1963-77	15	182-76
8.	.647	Hank Crisp, UA	1933-42; 1946	11	112-61
9.	.645	Billy Donovan, UF	1997-15	19	200-110
10.	.638	Roy Skinner, VU	1959; 1962-76	16	171-97
11.	.623	Joel Eaves, AU	1950-63	14	124-75
12.	.620	Babe McCarthy, MS	1956-65	10	88-54
13.	.619*	Nolan Richardson, AR	1992-02	11	109-67
14.	.617	Wimp Sanderson, UA	1981-92	12	132-82
15.	.605	Bruce Pearl, UT/AU	UT 2006-11	6	65-31
			AU 2015-Present	1	4-14
16.	.603	Harry Rabenhorst, LSU	1933-42; 1946-57	22	178-117
17.	.588	Bob Polk, VU	1948-58; 1960-61	13	107-75
18.	.588	Floyd Burdette, UA	1947-52	6	57-40
19.	.545	Rick Stansbury, MS	1999-12	14	122-102
20.	.543	Dale Brown, LSU	1973-97	25	238-200
21.	.542	C.M. Newton, UA/VU	UA 1969-80	12	131-85
			VU 1982-89	8	64-80
22.	.528	Emmett Lowery, UT	1948-59	12	84-75
23.	.521	David Hobbs, UA	1993-98	6	50-46
24.	.520	Andy Kennedy, UM	2007-Present	9	78-72

Minimum Five Years And .500 Winning Percentage
* Prior to the 1991-92 season, AR competed in the Southwest Conference; # Records reflect NCAA Tournament games that were later vacated. On-the-court records: Sanderson 267-119 (.692); Durham 298-216 (.580); Sloan 235-194 (.548)

WINNINGEST SEC COACHES

All Games at SEC Institutions

BY VICTORIES

	WINS	COACH, SCHOOL(S)	SEASONS	YRS	W-L
1.	875	Adolph Rupp, UK	1931-52; 54-72	42	875-190
2.	467	Billy Donovan, UF	1997-15	19	467-186
3.	448	Dale Brown, LS	1973-97	25	448-301
4.	340	C.M. Newton, UA/VU	UA 1969-80	12	211-123
			VU 1982-89	8	129-115
	340	Harry Rabenhorst, LS	1926-42; 46-57	29	340-264
6.	313	Kevin Stallings, VU	2000-Present	16	313-206
7.	308	Tubby Smith, UG/UK	UG 1996-97	2	45-19
			UK 1998-07	10	263-83
8.	297	Joe B. Hall, UK	1973-85	13	297-100
	297#	Hugh Durham, UG	1979-95	17	297-215
10.	293	Rick Stansbury, MS	1999-12	14	293-166
11.	278	Ray Mears, UT	1963-77	15	278-112
	278	Roy Skinner, VU	1959; 62-76	16	278-135
13.	265#	Wimp Sanderson, UA	1981-92	12	265-118
	265	John Mauer, UK/UT/UF	UK 1928-30	3	40-14
			UT 1939-43; 45-47	8	127-41
			UF 1952-60	9	98-102
15.	264	Hank Crisp, UA	1924-42; 1946	20	264-137
16.	249*	Nolan Richardson, AR	1992-02	11	249-115
17.	232#	Norm Sloan, UF	1961-66; 81-89	15	232-192
18.	219	Rick Pitino, UK	1989-97	8	219-50
19.	214	Joel Eaves, AU	1950-63	14	214-99
20.	211	Don DeVoe, UT/UF	UT 1979-89	11	204-137
			UF 1990	1	7-21
21.	210	Mark Gottfried, UA	1999-09	11	210-131
22.	204	Eddie Fogler, VU/SC	VU 1989-93	4	81-48
			USC 1994-2001	8	123-117
23.	197	Bob Polk, VU	1948-58; 60-61	13	197-106
24.	192	Andy Kennedy, UM	2007-Present	9	192-114
	192	John Brady, LS	1998-08	11	192-139
26.	191	Richard Williams, MS	1986-98	12	191-163
27.	190	John Calipari, UK	2010-Present	6	190-38
28.	186	Cliff Ellis, AU	1995-2004	10	186-125
29.	173	Sonny Smith, AU	1979-89	11	173-154
30.	171	Herman Stegeman, UG	1920-31	12	171-78
31.	169	Babe McCarthy, MS	1956-65	10	169-85
	169	Emmett Lowery, UT	1948-59	12	169-110
33.	150	Bruce Pearl, UT/AU	UT 2006-11	6	146-61
			AU 2015-Present	1	4-14
34.	144	Bonnie Graham, UM	1950-62	13	144-168
35.	143	Sam McAllister, AU/UF	AU 1931-33	3	24-18
			UF 1938-42; 47-51	10	119-96
36.	141	Rod Barnes, UM	1999-2006	8	141-109
37.	139	Ralph Jordan, AU/UG	AU 1934-42; 1946	10	95-75
			UG 1947-50	4	44-39
38.	130	Bill Lynn, AU	1964-73	10	130-124
39.	128	Dave Odom, SC	2002-08	7	128-104
40.	124	E.C. Hayes, MS	1912-24	12	124-54

SEC REGULAR-SEASON GAMES

	WINS	COACH, SCHOOL(S)	SEASONS	YRS	W-L
1.	397	Adolph Rupp, UK	1933-52; 1954; 72	39	397-75
2.	238	Dale Brown, LS	1973-97	25	238-200
3.	200	Billy Donovan, UF	1997-15	19	200-110
4.	195	C.M. Newton, UA/VU	UA 1969-80	12	131-85
			VU 1982-89	8	64-80
5.	182	Ray Mears, UT	1963-77	15	182-76
6.	178	Harry Rabenhorst, LS	1933-42	22	178-117
7.	172	Joe B. Hall, UK	1973-85	13	172-62
8.	171	Roy Skinner, VU	1959; 1962-76	16	171-97
9.	141	Hugh Durham, UG	1979-95	16	141-141
10.	139	Tubby Smith, UG/UK	UG 1996-97	2	19-13
			UK 1998-07	10	120-40
11.	132	Wimp Sanderson, UA	1981-92	12	132-82
12.	127	Kevin Stallings, VU	2000-Present	16	127-135
13.	126	Norm Sloan, UF	1961-66; 1981-89	15	126-124
14.	124	Joel Eaves, AU	1950-63	14	124-75
15.	122	Rick Stansbury, MS	1999-12	14	122-102
16.	112	Hank Crisp, UA	1933-42; 1946	11	112-61
17.	110	Don DeVoe, UT/UF	UT 1979-89	11	107-91
			UF 1990	1	3-15
18.	109*	Nolan Richardson, AR	1992-02	11	109-67
19.	107	Bob Polk, VU	1948-58; 1960-61	13	107-75
20.	104	Rick Pitino, UK	1989-97	8	104-26
21.	103	John Mauer, UT/UF	UT 1939-43; 1945-47	8	60-23
			UF 1952-60	9	43-82

Minimum 100 Wins
*Prior to the 1991-92 season, Arkansas competed in the Southwest Conference. # Records reflect NCAA Tournament games that were later vacated. On-the-court records: Sanderson 267-119 (.692); Durham 298-216 (.580); Sloan 235-194 (.548)


Adolph Rupp
Kentucky

Ray Mears
Tennessee

Joel Eaves
Auburn

Babe McCarthy
Mississippi State

SEC COACHES' HONORS

NATIONAL CHAMPIONS

1947 Adolph Rupp, Kentucky (NIT)
1948 Adolph Rupp, Kentucky (NCAA)
1949 Adolph Rupp, Kentucky (NCAA)
1951 Adolph Rupp, Kentucky (NCAA)
1958 Adolph Rupp, Kentucky (NCAA)
1976 Joe B. Hall, Kentucky (NIT)
1978 Joe B. Hall, Kentucky (NCAA)
1990 Eddie Fogler, Vanderbilt (NIT)
1994 Nolan Richardson, Arkansas (NCAA)
1996 Rick Pitino, Kentucky (NCAA)
1998 Tubby Smith, Kentucky (NCAA)
2005 Dave Odom, South Carolina (NIT)
2006 Billy Donovan, Florida (NCAA)
2006 Dave Odom, South Carolina (NIT)
2007 Billy Donovan, Florida (NCAA)
2012 John Calipari, Kentucky (NCAA)

FINAL FOUR COACHES

1942 Adolph Rupp, Kentucky
1948 Adolph Rupp, Kentucky
1949 Adolph Rupp, Kentucky
1951 Adolph Rupp, Kentucky
1953 Harry Rabenhorst, LSU
1958 Adolph Rupp, Kentucky
1966 Adolph Rupp, Kentucky
1975 Joe B. Hall, Kentucky
1978 Joe B. Hall, Kentucky
1981 Dale Brown, LSU
1983 Hugh Durham, Georgia
1984 Joe B. Hall, Kentucky
1986 Dale Brown, LSU
1993 Rick Pitino, Kentucky
1994 Nolan Richardson, Arkansas
Lon Kruger, Florida
1995 Nolan Richardson, Arkansas
1996 Rick Pitino, Kentucky
Richard Williams, Mississippi State
1997 Rick Pitino, Kentucky
1998 Tubby Smith, Kentucky
2000 Billy Donovan, Florida
2006 Billy Donovan, Florida
John Brady, LSU
2007 Billy Donovan, Florida
2011 John Calipari, Kentucky
2012 John Calipari, Kentucky
2014 Billy Donovan, Florida
John Calipari, Kentucky
2015 John Calipari, Kentucky

NIT SEMIFINAL COACHES

1944 Adolph Rupp, Kentucky
1946 Adolph Rupp, Kentucky
1947 Adolph Rupp, Kentucky
1969 Ray Mears, Tennessee
1973 C.M. Newton, Alabama
1976 Joe B. Hall, Kentucky
1977 C.M. Newton, Alabama
1979 C.M. Newton, Alabama
1982 Hugh Durham, Georgia
1985 Don DeVoe, Tennessee
1986 Norm Sloan, Florida
1990 Eddie Fogler, Vanderbilt
1992 Lon Kruger, Florida
1994 Jan van Breda Kolff, Vanderbilt
1996 David Hobbs, Alabama
1997 Nolan Richardson, Arkansas
1998 Ron Jirsa, Georgia
2001 Mark Gottfried, Alabama
2002 Dave Odom, South Carolina
2005 Dave Odom, South Carolina
2006 Dave Odom, South Carolina
2007 Rick Stansbury, Mississippi State
2008 Billy Donovan, Florida
Andy Kennedy, Ole Miss
2010 Andy Kennedy, Ole Miss
2011 Anthony Grant, Alabama

NATIONAL COACH OF THE YEAR

1959 Adolph Rupp, Kentucky (UPI)
1966 Adolph Rupp, Kentucky (UPI, USBWA)
1981 Dale Brown, LSU (Sporting News)
1986 Eddie Sutton, Kentucky (AP, NABC)
1987 Rick Pitino, Kentucky (Sporting News)
1990 Rick Pitino, Kentucky (Basketball Times)
1991 Rick Pitino, Kentucky (Sporting News)
1993 Eddie Fogler, Vanderbilt (Consensus)
1994 Nolan Richardson, Arkansas
(Chevrolet/CBS, Atlanta Tipoff Club, Kodak)
1998 Tubby Smith, Kentucky (Basketball Weekly)
1999 Cliff Ellis, Auburn (Consensus)
2000 Jerry Green, Tennessee (CBSsportsline.com)
Rod Barnes, Ole Miss
(Naismith, CollegeInsider.com)
2003 Tubby Smith, Kentucky
(AP, Basketball Times, Chevrolet/CBS, CNNSI.com, ESPN, FoxSports.com, NABC, Naismith, Sporting News, USBWA)
2005 Tubby Smith, Kentucky (CollegeInsider.com)
2006 Bruce Pearl, Tennessee
(Basketball Times, CBSsportsline.com, Sporting News)
2008 Bruce Pearl, Tennessee (Adolph Rupp)
2010 John Calipari, Kentucky (Adolph Rupp)
2015 John Calipari, Kentucky (NABC, Naismith, Basketball Times, Adolph Rupp)

RUPP CUP SEC COACH OF THE YEAR

(Awarded by Birmingham Tip-Off Club)

1974 Roy Skinner, Vanderbilt
1975 C.M. Newton, Alabama
1976 C.M. Newton, Alabama
1977 Ray Mears, Tennessee
John Lotz, Florida
1978 Joe B. Hall, Kentucky
1979 Dale Brown, LSU
1980 Bob Weltlich, Ole Miss
1981 Don DeVoe, Tennessee
1982 Don DeVoe, Tennessee
1983 Joe B. Hall, Kentucky
Lee Hunt, Ole Miss
1984 Sonny Smith, Auburn
1985 Hugh Durham, Georgia
1986 Not Accepted
1987 Wimp Sanderson, Alabama
1988 Sonny Smith, Auburn
1989 Wimp Sanderson, Alabama
1990 Hugh Durham, Georgia
Tommy Joe Eagles, Auburn
1991 Richard Williams, Mississippi State
1992 Lon Kruger, Florida
1993 Eddie Fogler, Vanderbilt
1994 Lon Kruger, Florida
1995 Richard Williams, Mississippi State
1996 Rick Pitino, Kentucky
1997 Eddie Fogler, South Carolina
1998 Nolan Richardson, Arkansas
1999 Cliff Ellis, Auburn
2000 John Brady, LSU
2001 Rod Barnes, Ole Miss
2002 Mark Gottfried, Alabama
2003 Tubby Smith, Kentucky
2004 Dave Odom, South Carolina
2005 Tubby Smith, Kentucky
2006 John Brady, LSU
2007 Kevin Stallings, Vanderbilt
2008 Billy Gillispie, Kentucky
Bruce Pearl, Tennessee
2009 Trent Johnson, LSU
2010 John Calipari, Kentucky
2011 Billy Donovan, Florida
2012 John Calipari, Kentucky
2013 Billy Donovan, Florida
2014 Billy Donovan, Florida
2015 John Calipari, Kentucky

UNITED PRESS INTERNATIONAL SEC COACH OF THE YEAR

1965 Roy Skinner, Vanderbilt
1966 Adolph Rupp, Kentucky
1967 Ray Mears, Tennessee
1968 Adolph Rupp, Kentucky
1969 Adolph Rupp, Kentucky
1970 Adolph Rupp, Kentucky
1971 Adolph Rupp, Kentucky
1972 C.M. Newton, Alabama
1973 C.M. Newton, Alabama
1974 Roy Skinner, Vanderbilt
1975 Bob Davis, Auburn
1976 Roy Skinner, Vanderbilt
1977 Ray Mears, Tennessee
1978 Ron Greene, Mississippi State
1979 Wayne Dobbs, Vanderbilt
1980 Bob Weltlich, Ole Miss
1981 Don DeVoe, Tennessee
1982 Don DeVoe, Tennessee
1983 Lee Hunt, Ole Miss
1984 Sonny Smith, Auburn
1985 Bob Boyd, Mississippi State
1986 Eddie Sutton, Kentucky
1987 Wimp Sanderson, Alabama
1988 C.M. Newton, Vanderbilt
1989 Dale Brown, LSU
1990 Rick Pitino, Kentucky
1991* Richard Williams, Mississippi State
*Discontinued naming Coach of the Year after the 1991 season

ASSOCIATED PRESS SEC COACH OF THE YEAR

1960 Joel Eaves, Auburn
1961 Babe McCarthy, Mississippi State
1962 Babe McCarthy, Mississippi State
1964 Adolph Rupp, Kentucky
1965 Roy Skinner, Vanderbilt
1966 Adolph Rupp, Kentucky
1967 Ray Mears, Tennessee
1968 Adolph Rupp, Kentucky
1969 Adolph Rupp, Kentucky
1970 Adolph Rupp, Kentucky
1971 Kermit Davis, Mississippi State
1972 C.M. Newton, Alabama
1973 Dale Brown, LSU
1974 Roy Skinner, Vanderbilt
1975 Joe B. Hall, Kentucky
1976 C.M. Newton, Alabama
1977 Ray Mears, Tennessee
1978 Ron Greene, Mississippi State
1979 Don DeVoe, Tennessee
1980 Bob Weltlich, Ole Miss
1981 Dale Brown, LSU
1982 Don DeVoe, Tennessee
1983 Lee Hunt, Ole Miss
1984 Sonny Smith, Auburn
1985 Bob Boyd, Mississippi State
1986 Eddie Sutton, Kentucky
1987 Wimp Sanderson, Alabama
Hugh Durham, Georgia
1988 C.M. Newton, Vanderbilt
1989 C.M. Newton, Vanderbilt
1990 Hugh Durham, Georgia
1991 Rick Pitino, Kentucky
1992 Lon Kruger, Florida
1993 Eddie Fogler, Vanderbilt
1994 Lon Kruger, Florida
1995 Richard Williams, Mississippi State
1996 Rick Pitino, Kentucky
1997 Rob Evans, Ole Miss
1998 Tubby Smith, Kentucky
Jerry Green, Tennessee
1999 Cliff Ellis, Auburn
2000 John Brady, LSU
2001 Rod Barnes, Ole Miss
2002 Mark Gottfried, Alabama
2003 Tubby Smith, Kentucky
2004 Rick Stansbury, Mississippi State
2005 Tubby Smith, Kentucky
2006 Bruce Pearl, Tennessee
2007 Andy Kennedy, Ole Miss
2008 Bruce Pearl, Tennessee
2009 Trent Johnson, LSU
2010 John Calipari, Kentucky
2011 Billy Donovan, Florida
2012 John Calipari, Kentucky
2013 Billy Donovan, Florida
2014 Billy Donovan, Florida
2015 John Calipari, Kentucky

SEC COACH OF THE YEAR

(Selected by Coaches Sponsored by the Knoxville News-Sentinel through the 1998 season)

1964 Adolph Rupp, Kentucky
1965 Roy Skinner, Vanderbilt
1966 Adolph Rupp, Kentucky
1967 Ray Mears, Tennessee
1968 Adolph Rupp, Kentucky
1969 Adolph Rupp, Kentucky
1970 Adolph Rupp, Kentucky
1971 Adolph Rupp, Kentucky
1972 Adolph Rupp, Kentucky
1973 Joe B. Hall, Kentucky
1974 Roy Skinner, Vanderbilt
1975 Joe B. Hall, Kentucky
C.M. Newton, Alabama
1976 C.M. Newton, Alabama
1977 Ray Mears, Tennessee
1978 Joe B. Hall, Kentucky
1979 Dale Brown, LSU
1980 Bob Weltlich, Ole Miss
1981 Don DeVoe, Tennessee
1982 Don DeVoe, Tennessee
1983 Joe B. Hall, Kentucky
Lee Hunt, Ole Miss
1984 Sonny Smith, Auburn
1985 Hugh Durham, Georgia
1986 Not Accepted
1987 Wimp Sanderson, Alabama
1988 Sonny Smith, Auburn
1989 Wimp Sanderson, Alabama
1990 Hugh Durham, Georgia
Tommy Joe Eagles, Auburn
1991 Richard Williams, Mississippi State
1992 Lon Kruger, Florida
1993 Eddie Fogler, Vanderbilt
1994 Lon Kruger, Florida
1995 Richard Williams, Mississippi State
1996 Rick Pitino, Kentucky
1997 Eddie Fogler, South Carolina
1998 Nolan Richardson, Arkansas
1999 Cliff Ellis, Auburn
2000 John Brady, LSU
2001 Rod Barnes, Ole Miss
2002 Mark Gottfried, Alabama
2003 Tubby Smith, Kentucky
2004 Dave Odom, South Carolina
2005 Tubby Smith, Kentucky
2006 John Brady, LSU
2007 Kevin Stallings, Vanderbilt
2008 Billy Gillispie, Kentucky
Bruce Pearl, Tennessee
2009 Trent Johnson, LSU
2010 Kevin Stallings, Vanderbilt
2011 Billy Donovan, Florida
2012 John Calipari, Kentucky
2013 Billy Donovan, Florida
2014 Billy Donovan, Florida
2015 John Calipari, Kentucky

Dale Brown
LSU

C.M. Newton
Alabama/Vanderbilt

Joe B. Hall
Kentucky


Wimp Sanderson
Alabama

SEC CHAMPIONSHIP COACHES

SEC CHAMPIONSHIP COACHES

COACH, SCHOOL	TITLES	YEARS
Adolph Rupp, Kentucky	27	1933, 35, 37, 39, 40, 42, 44, 45, 46, 47, 48, 49, 50, 51, 52, 53t, 55, 57, 58, 62t, 64, 66, 68, 69, 70, 71, 72t
Joe B. Hall, Kentucky	8	1973, 75t, 77t, 78, 80, 82t, 83, 84
Billy Donovan, Florida	6	2000t, 01t, 07, 11, 13,14
Tubby Smith, Kentucky	5	1998, 00t, 01t, 03, 05
Babe McCarthy, Mississippi State	4	1959, 61, 62t, 63
Dale Brown, LSU	4	1979, 81, 85, 91t
John Calipari, Kentucky	3	2010, 12, 15
Harry Rabenhorst, LSU	3	1934t, 53t, 54
C.M. Newton, Alabama	3	1974t, 75, 76
Ray Mears, Tennessee	3	1967, 72t, 77
John Mauer, Tennessee	2	1941, 43
Roy Skinner, Vanderbilt	2	1965, 74t
Nolan Richardson, Arkansas	2	1992, 94
Rick Pitino, Kentucky	2	1995, 96
Eddie Fogler, Vanderbilt/South Carolina	2	1993 (VU), 97 (USC)
John Brady, LSU	2	2000t, 06
Hank Crisp, Alabama	1	1934t
Blair Guillon, Tennessee	1	1936
Roy Mundorf, Georgia Tech	1	1938
Johnny Dee, Alabama	1	1956
Joel Eaves, Auburn	1	1960
Don DeVoe, Tennessee	1	1982t
Eddie Sutton, Kentucky	1#	1986
Wimp Sanderson, Alabama	1	1987
Norm Sloan, Florida	1	1989
Hugh Durham, Georgia	1	1990
Richard Williams, Mississippi State	1	1991t
Cliff Ellis, Auburn	1	1999
Jerry Green, Tennessee	1	2000t
Mark Gottfried, Alabama	1	2002
Rick Stansbury, Mississippi State	1	2004
Bruce Pearl, Tennessee	1	2008
Trent Johnson, LSU	1	2009

1988 title vacated

SEC DIVISION CHAMPIONSHIP COACHES

COACH, SCHOOL	TITLES	YEARS
Tubby Smith, Kentucky	7	1998, 00t, 01t, 02t, 03, 04, 05
Billy Donovan, Florida	5	2000t, 01t, 02t, 11
Rick Stansbury, Mississippi State	5	2003, 04, 07t, 08, 10t
Nolan Richardson, Arkansas	4	1992, 93, 94, 95t
Rick Pitino, Kentucky	4	1992, 94t, 95, 96
John Brady, LSU	3	2000, 05, 06
Bruce Pearl, Tennessee	3	2006, 08, 09t
Richard Williams, Mississippi State	2	1995t, 96
Eddie Fogler, Vanderbilt/South Carolina	2	1993 (VU), 97 (USC)
Rob Evans, Ole Miss	2	1997, 98
Jerry Green, Tennessee	2	1999, 00t
Mark Gottfried, Alabama	2	2002, 05
Andy Kennedy, Ole Miss	2	2007t, 10t
Lon Kruger, Florida	1	1994t
Cliff Ellis, Auburn	1	1999
Rod Barnes, Ole Miss	1	2001
Jim Harrick, Georgia	1	2002t
Trent Johnson, LSU	1	2009
Darrin Horn, South Carolina	1	2009t
John Calipari, Kentucky	1	2010
Anthony Grant, Alabama	1	2011



Billy Donovan

SEC CHAMPIONSHIP COACHES

SEC TOURNAMENT CHAMPIONSHIP COACHES

COACH, SCHOOL	TITLES	YEARS
Adolph Rupp, Kentucky	13	1933, 37, 39, 40, 42, 44, 45, 46, 47, 48, 49, 50, 52
Wimp Sanderson, Alabama	5	1982, 87, 89, 90, 91
Rick Pitino, Kentucky	5	1992, 93, 94, 95, 97
Tubby Smith, Kentucky	5	1998, 99, 01, 03, 04
Billy Donovan, Florida	4	2005, 06, 07, 14
John Calipari, Kentucky	3	2010, 11, 15
John Mauer, Tennessee	2	1941, 43
Rick Stansbury, Mississippi State	2	2002, 09
Hank Crisp, Alabama	1	1934
Blair Gullion, Tennessee	1	1936
Roy Mundorf, Georgia Tech	1	1938
Bob Polk, Vanderbilt	1	1951
Don DeVoe, Tennessee	1	1979
Dale Brown, LSU	1	1980
Bob Weltlich, Ole Miss	1	1981
Hugh Durham, Georgia	1	1983
Joe B. Hall, Kentucky	1	1984
Sonny Smith, Auburn	1	1985
Eddie Sutton, Kentucky	1#	1986
Richard Williams, Mississippi State	1	1996
Nolan Richardson, Arkansas	1	2000
Dennis Felton, Georgia	1	2008
Kevin Stallings, Vanderbilt	1	2012
Andy Kennedy, Ole Miss	1	2013

1988 title vacated



Adolph Rupp

SEC TOURNAMENT VICTORIES

COACH, SCHOOL	W-L	TOURNEYS	PCT	TITLES
Adolph Rupp, Kentucky	57-6	19	.905	13
Billy Donovan, Florida	27-15	19	.643	4
Wimp Sanderson, Alabama	25-7	12	.781	5
Tubby Smith, Georgia/Kentucky	24-7	12	.774	5
Georgia	4-2	2	.667	0
Kentucky	20-5	10	.800	5
John Mauer, Tennessee/Florida	19-7	9	.731	2
Tennessee	18-6	8	.750	2
Florida	1-1	1	.500	0
Harry Rabenhorst, LSU	19-16	16	.543	0
Rick Pitino, Kentucky	17-1	6	.944	5
Hugh Durham, Georgia	17-16	17	.515	1
Rick Stansbury, Mississippi State	16-12	14	.571	2
Hank Crisp, Alabama	14-9	10	.609	1
Nolan Richardson, Arkansas	14-10	11	.583	1
Kevin Stallings, Vanderbilt	14-15	16	.483	1
John Calipari, Kentucky	13-2	6	.867	3
Eddie Fogler, Vanderbilt/S. Carolina	12-12	12	.500	0
Vanderbilt	4-4	4	.500	0
South Carolina	8-8	8	.500	0
Dale Brown, LSU	12-18	19	.400	1
Sonny Smith, Auburn	11-10	11	.524	1
Joe B. Hall, Kentucky	10-6	7	.625	1
Bruce Pearl, Tennessee/Auburn	9-7	7	.563	0
Tennessee	6-6	6	.500	0
Auburn	3-1	1	.750	0
John Brady, LSU	9-10	10	.474	0
Don DeVoe, Tennessee/Florida	9-11	12	.450	1
Tennessee	9-10	11	.474	1
Florida	0-1	1	.000	0
Dave Odom, South Carolina	8-7	7	.533	0
Emmett Lowery, Tennessee	8-5	5	.615	0
Cliff Wells, Tulane	8-7	7	.533	0
Andy Kennedy, Ole Miss	8-8	9	.500	1
Mark Gottfried, Alabama	7-10	10	.412	0
Cliff Ellis, Auburn	7-10	10	.412	0
Other Active Coaches				
Mark Fox, Georgia	5-6	6	.455	0
Johnny Jones, LSU	2-3	3	.400	0
Billy Kennedy, Texas A&M	1-3	3	.250	0
Frank Martin, South Carolina	3-3	3	.500	0
Mike Anderson, Arkansas	2-4	4	.333	0

1988 title vacated

SEC COACHES IN THE NCAA TOURNAMENT

ALABAMA#	APP.	W	L	PCT	CH	RU	FF	RF	RS
C.M. Newton (1975, 76)	2	1	2	.333	0	0	0	0	1
Wimp Sanderson#	9	10	9	.529	0	0	0	0	5#
(1982, 83, 84, 85, 86, 87#, 89, 90, 91, 92)									
David Hobbs (1994, 95)	2	2	2	.500	0	0	0	0	0
Mark Gottfried (2002, 03, 04, 05, 06)	5	5	5	.500	0	0	0	1	1
Anthony Grant (2012)	1	0	1	.000	0	0	0	0	0

ARKANSAS*	APP.	W	L	PCT	CH	RU	FF	RF	RS
Eugene Lambert (1945, 49)	2	2	2	.500	0	0	0	1	2
Glen Rose (1941, 58)	2	1	3	.250	0	0	0	1	2
Eddie Sutton	9	10	9	.526	0	0	1	2	4
(1977, 78, 79, 80, 81, 82, 83, 84, 85)									
Nolan Richardson*	13	26	12	.684	1	1	2	3	5
(1988, 89, 90, 91, 92, 93, 94, 95, 96, 98, 99, 00, 01)									
Stan Heath (2006, 07)	2	0	2	.000	0	0	0	0	0
John Pelphrey (2008)	1	1	1	.500	0	0	0	0	0
Mike Anderson (2015)	1	1	1	.500	0	0	0	0	0

AUBURN	APP.	W	L	PCT	CH	RU	FF	RF	RS
Sonny Smith (1984, 85, 86, 87, 88)	5	7	5	.583	0	0	0	1	2
Cliff Ellis (1999, 00, 03)	3	5	3	.625	0	0	0	0	2

FLORIDA#	APP.	W	L	PCT	CH	RU	FF	RF	RS
Norm Sloan# (1987#, 88#, 89)	1	0	1	.000	0	0	0	0	0#
Lon Kruger (1994, 95)	2	4	2	.667	0	0	1	1	1
Billy Donovan	14	35	12	.745	2	1	4	7	8
(1999, 00, 01, 02, 03, 04, 05, 06, 07, 10, 11, 12, 13, 14)									

GEORGIA#	APP.	W	L	PCT	CH	RU	FF	RF	RS
Hugh Durham#	4	3	4	.429	0	0	1	1	1
(1983, 85#, 87, 90, 91)									
Tubby Smith (1996, 97)	2	2	2	.500	0	0	0	0	1
Jim Harrick# (2001, 02#)	1	0	1	.000	0	0	0	0	0
Dennis Felton (2008)	1	0	1	.000	0	0	0	0	0
Mark Fox (2011, 15)	2	0	2	.000	0	0	0	0	0

KENTUCKY#	APP.	W	L	PCT	CH	RU	FF	RF	RS
Adolph Rupp	20	30	18	.600	4	1	6	14	20
(1942, 45, 48, 49, 51, 52, 54, 55, 57, 58, 59, 61, 62, 64, 66, 68, 69, 70, 71, 72)									
Joe B. Hall	10	20	9	.690	1	1	3	6	8
(1973, 75, 77, 78, 80, 81, 82, 83, 84, 85)									
Eddie Sutton# (1986, 87#, 88)	2	3	2	.600	0	0	0	1	1#
Rick Pitino (1992, 93, 94, 95, 96, 97)	6	22	5	.815	1	1	3	5	5
Tubby Smith	10	23	9	.719	1	0	1	4	6
(1998, 99, 00, 01, 02, 03, 04, 05, 06, 07)									
Billy Gillispie (2008)	1	0	1	.000	0	0	0	0	0
John Calipari (2010, 11, 12, 14, 15)	5	22	4	.846	1	1	4	5	5

LSU	APP.	W	L	PCT	CH	RU	FF	RF	RS
Harry Rabenhorst (1953, 54)	2	2	4	.333	0	0	1	1	2
Dale Brown	13	15	14	.517	0	0	2	4	5
(1979, 80, 81, 84, 85, 86, 87, 88, 89, 90, 91, 92, 93)									
John Brady (2000, 03, 05, 06)	4	6	4	.600	0	0	1	1	2
Trent Johnson (2009)	1	1	1	.500	0	0	0	0	0
Johnny Jones (2015)	1	0	1	.000	0	0	0	0	0

OLE MISS	APP.	W	L	PCT	CH	RU	FF	RF	RS
Bob Weltlich (1981)	1	0	1	.000	0	0	0	0	0
Rob Evans (1997, 98)	2	0	2	.000	0	0	0	0	0
Rod Barnes (1999, 01, 02)	3	3	3	.500	0	0	0	0	1
Andy Kennedy (2013, 15)	2	2	2	.500	0	0	0	0	0

MISSISSIPPI STATE	APP.	W	L	PCT	CH	RU	FF	RF	RS
Babe McCarthy (1963)	1	1	1	.500	0	0	0	0	1
Richard Williams (1991, 96)	3	6	3	.667	0	0	1	1	2
Rick Stansbury	6	4	6	.400	0	0	0	0	0
(2002, 03, 04, 05, 08, 09)									

MISSOURI%	APP.	W	L	PCT	CH	RU	FF	RF	RS
George Edwards (1944)	1	1	1	.500	0	0	0	0	0
Norm Stewart	16	12	16	.429	0	0	0	2	5
(1976, 78, 80, 81, 82, 83, 86, 87, 88, 89, 90, 92, 93, 94, 95, 99)									
Quin Snyder (2000, 01, 02, 03)	4	5	4	.556	0	0	0	1	1
Mike Anderson (2009, 10, 11)	3	4	3	.571	0	0	0	1	1
Frank Haith (2012, 13)	2	0	2	.000	0	0	0	0	0

SOUTH CAROLINA	APP.	W	L	PCT	CH	RU	FF	RF	RS
Frank McGuire (1971, 72, 73, 74)	4	4	5	.444	0	0	0	0	3
George Felton (1989)	1	0	1	.000	0	0	0	0	0
Eddie Fogler (1997, 98)	2	0	2	.000	0	0	0	0	0
Dave Odom (2004)	1	0	1	.000	0	0	0	0	0

TENNESSEE	APP.	W	L	PCT	CH	RU	FF	RF	RS
Ray Mears (1967, 76, 77)	3	0	4	.000	0	0	0	0	1
Don DeVoe	6	5	6	.455	0	0	0	0	1
(1979, 80, 81, 82, 83, 89)									
Jerry Green (1998, 99, 00, 01)	4	3	4	.429	0	0	0	0	1
Bruce Pearl	6	8	6	.571	0	0	0	1	3
(2006, 07, 08, 09, 10, 11)									
Cuonzo Martin (2014)	1	3	1	.750	0	0	0	0	1

TEXAS A&M^	APP.	W	L	PCT	CH	RU	FF	RF	RS
John Floyd (1951)	1	0	1	.000	0	0	0	0	0
Shelby Metcalf	5	3	6	.333	0	0	0	0	1
(1964, 69, 75, 80, 87)									
Billy Gillispie (2006, 07)	2	3	2	.600	0	0	0	0	1
Mark Turgeon (2008, 09, 10, 11)	4	3	4	.571	0	0	0	0	0

VANDERBILT	APP.	W	L	PCT	CH	RU	FF	RF	RS
Roy Skinner (1965, 74)	2	1	3	.250	0	0	0	1	2
C.M. Newton (1988, 89)	2	2	2	.500	0	0	0	0	1
Eddie Fogler (1991, 93)	2	2	2	.500	0	0	0	0	1
Jan van Breda Kolff (1997)	1	0	1	.000	0	0	0	0	0
Kevin Stallings	6	5	6	.455	0	0	0	0	2
(2004, 07, 08, 10, 11, 12)									

FORMER MEMBER

GEORGIA TECH	APP.	W	L	PCT	CH	RU	FF	RF	RS
Whack Hyder (1960)	1	1	1	.500	0	0	0	1	1

* Prior to the 1991-92 season, Arkansas competed in the Southwest Conference
% Prior to the 2013-14 season, Missouri competed in the Big 8 and Big 12 conferences
^ Prior to the 2013-14 season, Texas A&M competed in the Southwest and Big 12 conferences
# Records reflect NCAA Tournament games that were later vacated. On-the-court records: Sanderson 12-10 (.545) in 10 app.; Durham 4-5 (.444) in 5 app.; Sloan 3-3 (.500) in 3 app.; Harrick 1-2 in 2 app.
CH - Championships; RU - Runner-up; FF - Final Four; RF - Regional Finals; RS - Regional Semifinals

SEC MEN'S BASKETBALL SID CONTACTS

ALABAMA

Basketball SID: Aaron Jordan
Office Phone: (205) 348-5401
E-mail: ajordan@ia.ua.edu
Press Row Phone: (205) 913-1979
Internet Address: www.rolltide.com
Mailing Address:
Room 170, Coleman Coliseum
323 Bryant Drive
Tuscaloosa, AL 35487

ARKANSAS

Basketball SID: David Beall
Office Phone: (479) 575-3114
E-mail: jdb048@uark.edu
Press Row Phone: (479) 575-6622
Internet Address: www.ArkansasRazorbacks.com
Mailing Address:
Arkansas Media Relations
Frank Broyles Center, Rm 232
Fayetteville, AR 72702

AUBURN

Basketball SID: Chuck Gallina
Office Phone: (334) 844-9784
E-mail: gallica@auburn.edu
Press Row Phone: (334) 844-1933/1935
Internet Address: www.auburntigers.com
Mailing Address:
329 S. Donahue Street
Auburn, AL 36849

FLORIDA

Basketball SID: Denver Parler
Office Phone: (352) 375-4683
xt 6135
E-mail: DenverP@gators.uaa.ufl.edu
Press Row Phone: (352) 371-0281
Internet Address: www.gatorzone.com
Mailing Address:
ATTN: Communications
157 Gale Lemerand Drive
Gainesville, FL 32611

GEORGIA

Basketball SID: Mike Mobley
Office Phone: (706) 542-9021
E-mail: mmobley@sports.uga.edu
Press Row Phone: (706) 542-8052
Internet Address: www.georgiadogs.com
Mailing Address:
Room 250, Butts-Mehre Heritage Hall
One Selig Circle
Athens, GA 30602

KENTUCKY

Basketball SID: Eric Lindsey
Asst. Basketball SID: Deb Moore
Office Phone: (859) 257-3838
Lindsey E-mail: eric.lindsey@uky.edu
Moore E-mail: deb.moore@uky.edu
Press Row Phone: (859) 252-3602
Internet Address: www.ukathletics.com
Mailing Address: Joe Craft Center
338 Lexington Ave.
Lexington, KY 40506-0604

LSU

Basketball SID: C. Kent Lowe
Office Phone: (225) 578-8226
E-mail: clowe@lsu.edu
Press Row Phone: (225) 578-8226
Internet Address: www.LSUsports.net
Mailing Address:
Fifth Floor, Athletics Administration Building
Nicholson Drive and North Stadium Drive
Baton Rouge, LA 70894

OLE MISS

Basketball SID: Daniel Snowden
Office Phone: (662) 915-7509
E-mail: desnowde@olemiss.edu
Press Row Phone: (662) 236-1931
Internet Address: www.olemisssports.com
Mailing Address:
Athletics Media Relations
908 All-American Drive
University, MS 38677

MISSISSIPPI STATE

Basketball SID: Gregg Ellis
Office Phone: (662) 325-3595
E-mail: gellis@athletics.msstate.edu
Press Row Phone: (662) 325-3776
Internet Address: www.mstateathletics.com
Mailing Address:
Athletic Media Relations
Humphrey Coliseum - Room 202
55 Coliseum Blvd.
Mississippi State, MS 39762

MISSOURI

Basketball SID: Patrick Crawford
Office Phone: (573) 882-2531
E-mail: reiterd@missouri.edu
Press Row Phone: (573) 882-1442
Internet Address: www.mutigers.com
Mailing Address:
Mizzou Athletics
260 Hearnes Center
Columbia, MO 65205

SOUTH CAROLINA

Basketball SID: Emily Miles (Feeney)
Office Phone: (803) 777-7743
E-mail: efeeney@mailbox.sc.edu
Press Row Phone: (803) 777-6182
Internet Address: www.GamecocksOnline.com
Mailing Address:
USC Media Relations
The Roost, Building B
1322 Heyward St.
Columbia, SC 29208

TENNESSEE

Basketball SID: Tom Satkowiak
Office Phone: (865) 974-7501
E-mail: tomsid@tennessee.edu
Press Row Phone: (865) 544-0789
Internet Address: www.utsports.com
Mailing Address:
263 Stokely Athletic Center
1720 Volunteer Blvd.
Knoxville, TN 37996

TEXAS A&M

Basketball SID: Adam Quisenberry
Office Phone: (979) 862-5453
E-mail: aquisenberry@athletics.tamu.edu
Press Row Phone: (979) 862-6944
Internet Address: www.aggieathletics.com
Mailing Address:
PO Box 30017
College Station, TX 77842

VANDERBILT

Basketball SID: Andy Boggs
Office Phone: (615) 828-8895
E-mail: Andy.Boggs@Vanderbilt.edu
Press Row Phone: (615) 320-0436
Internet Address: www.VUCommodores.com
Mailing Address:
Vanderbilt Athletics
2601 Jess Neely Drive
Nashville, TN 37212

SOUTHEASTERN CONFERENCE

Basketball SID: Craig Pinkerton
Office Phone: (205) 458-3000
E-mail: cpinkerton@sec.org
Internet Address: www.secsports.com
Mailing Address:
2201 Richard Arrington Jr. Blvd. N.
Birmingham, AL 35203-1103





IT'S MORE THAN WHAT WAS.

IT'S WHAT'S NEXT.







TAKE IT ALL IN

SEC ESPN NETWORK

SECNETWORK.COM