



ALABAMA

ALABAMA • ARKANSAS • AUBURN • FLORIDA • GEORGIA • KENTUCKY • LSU • OLE MISS



2015 SCHEDULE

Sept. 5	vs. Wisconsin (Dallas, 7:00 CT – ABC)	UW leads 1-0
Sept. 12	MIDDLE TENNESSEE (3:00 CT – SECN)	UA leads 2-0
Sept. 19	OLE MISS* (8:15 CT – ESPN)	UA leads 48-10-2
Sept. 26	UL MONROE	ULM leads 1-0
Oct. 3	at Georgia*	UA leads 36-25-4
Oct. 10	ARKANSAS*	UA leads 15-8
Oct. 17	at Texas A&M*	UA leads 5-2
Oct. 24	TENNESSEE*	UA leads 51-38-7
Nov. 7	LSU*	UA leads 49-25-5
Nov. 14	at Mississippi State*	UA leads 77-18-3
Nov. 21	CHARLESTON SOUTHERN	First Meeting
Nov. 28	at Auburn*	UA leads 43-35-1

*SEC Game

University of Alabama Crimson Tide Quick Facts

LOCATION: Tuscaloosa, Alabama

FOUNDED: April 12, 1831

ENROLLMENT: 36,155

NICKNAME: Crimson Tide

COLORS: Crimson and White

STADIUM: Bryant-Denny Stadium
(101,821)

PLAYING SURFACE: Prescription
Athletic Turf (Natural Grass)

FIRST GAME: Oct. 4, 1929 –
Alabama 22, Ole Miss 7

HOME RECORD: 535-135-25 (.788)

HOME ATTENDANCE: 710,736
(101,534 avg./99.72% Capacity)

ALL-TIME RECORD: 850-325-43
(.715/1,218 games)

2014 RECORD: 12-2 (7-0 H; 3-1 A;
2-1 N; 5-1 vs. Western Division)

2014 SEC RECORD/FINISH: 7-1/1st
SEC West

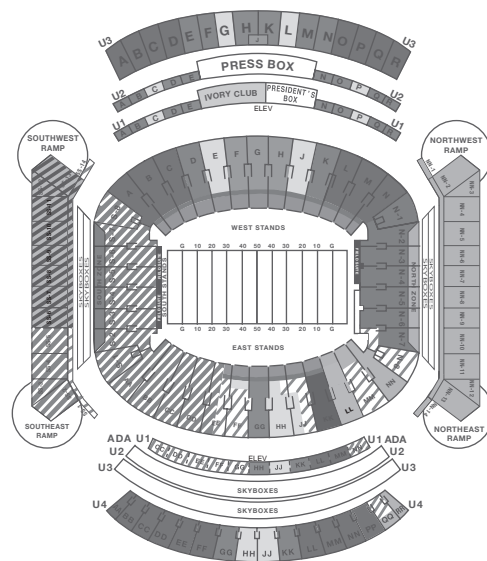
SEC CHAMPIONSHIPS: 24 (1933,
34, 37, 45, 53, 64, 65, 66, 71,
72, 73, 74, 75, 77, 78, 79, 81,
89, 92, 99, 2009, 12, 14)

BOWL: Allstate Sugar Bowl, New
Orleans, La. (Alabama 35, Ohio
State 42)

BOWL APPEARANCES: 62

BOWL RECORD: 34-24-3 (.532)

LAST BOWL APPEARANCE: Allstate
Sugar Bowl, New Orleans, La. (lost
to Ohio State 35-42, Jan. 1, 2015)



DR. STUART R. BELL
President
(Texas A&M, 1979)



DR. KEVIN WHITAKER
Faculty Representative
(Texas A&M, '86)



BILL BATTLE
Athletics Director
(Alabama, '63)



NICK SABAN
Head Football Coach
(Kent State, '73)



NICK SABAN



HOMETOWN: Fremont, West Virginia

ALMA MATER: Kent State (1973)

PLAYING CAREER: Kent State defensive back (1970-72), three-year letterman.

COACHING EXPERIENCE: Kent State Graduate Assistant 1973-74; Kent State Assistant 1975-76; Syracuse Assistant 1977; West Virginia Assistant 1978-79; Ohio State Assistant 1980-81; Navy Assistant 1982; Michigan State Assistant 1983-87; Houston Oilers (NFL) Assistant 1988-89; Toledo Head Coach 1990; Cleveland Browns (NFL) Assistant 1991-94; Michigan State Head Coach 1995-99; LSU Head Coach 2000-04. Miami Dolphins (NFL) Head Coach 2005-06; Alabama Head Coach 2007-present.

COACHING ACHIEVEMENTS: 2003 AP National Coach of the Year; 2003 Eddie Robinson Coach of the Year; 2003 Bear Bryant Coach of the Year; 2003 BCS National Championship; 2008 AP Coach of the Year; 2008 Eddie Robinson Coach of the Year; 2008 Home Depot Coach of the Year; 2008 Liberty Mutual Coach of the Year; 2009, 2011 and 2012 BCS National Championship; 2009, 2011 and 2012 Bobby Bowden Coach of the Year; 2014 Bobby Dodd Coach of the Year.

BORN: October 31, 1951

WIFE: Terry

CHILDREN: Nicholas and Kristen

YEAR-BY-YEAR

Year	School	Conf.	Pct.	All	Pct.	Bowl
1990	Toledo	7-1	.875	9-2	.818	
1995	Michigan State	4-3-1	.563	6-5-1	.542	Independence
1996	Michigan State	5-3	.625	6-6	.500	Sun
1997	Michigan State	4-4	.500	7-5	.583	Aloha
1998	Michigan State	4-4	.500	6-6	.500	
1999	Michigan State	6-2	.750	9-2	.818	*Citrus
2000	LSU	5-3	.625	8-4	.667	Peach
2001	LSU	5-3	.625	10-3	.769	Sugar
2002	LSU	5-3	.625	8-5	.615	Cotton
2003	LSU	7-1	.875	13-1	.929	Sugar
2004	LSU	6-2	.750	9-3	.750	Capital One
2005	Miami	NFL		9-7	.563	
2006	Miami	NFL		6-10	.375	
2007	Alabama %	4-4	.500	7-6	.538	Independence
2008	Alabama	8-0	1.000	12-2	.857	Sugar
2009	Alabama	8-0	1.000	14-0	1.000	BCS NCG
2010	Alabama	5-3	.625	10-3	.769	Capital One
2011	Alabama	7-1	.875	12-1	.923	BCS NCG
2012	Alabama	7-1	.875	13-1	.929	BCS NCG
2013	Alabama	7-1	.875	11-2	.846	Sugar
2014	Alabama	7-1	.875	12-2	.857	Sugar
TOTALS		111-40-1	.734	192-76-1	.716	21 Years
College Record				177-59-1	.749	19 Years
Alabama Record		53-11	.828	86-17	.845	8 Years
LSU Record		28-12	.700	48-16	.750	5 Years
Michigan State Record		23-16-1	.588	34-24-1	.585	5 Years
Toledo Record		7-1	.875	9-2	.818	1 Year
BOWL RECORD:		8-8	.500			

% – Record was 2-6 overall and 1-4 in SEC play after NCAA ruling

ASSISTANT COACHES

BURTON BURNS (Nebraska, 1976) Associate Head Coach/Running Backs – 9th Year

MARIO CRISTOBAL (Miami, 1993) Assistant Head Coach/Offensive Line – 3rd Year

BO DAVIS (LSU, 1993) Defensive Line – 6th Year

LANE KIFFIN (Fresno State, 1998) Offensive Coordinator/Quarterbacks – 2nd Year

TOSH LUPOI (California, 2005) Outside Linebackers – 1st Year

BILLY NAPIER (Furman, 2003) Wide Receivers – 3rd Year

KIRBY SMART (Georgia, 1999) Defensive Coordinator/Inside Linebackers – 9th Year

MEL TUCKER (Wisconsin, 1995) Assistant Head Coach/Secondary – 1st Year

BOBBY WILLIAMS (Purdue, 1982) Tight Ends/Special Teams Coordinator – 8th Year

SUPPORT STAFF

SCOTT COCHRAN (LSU, 2001) Director of Strength and Conditioning

JEFF ALLEN (Georgia Southern, 1993) Assistant A.D. for Sports Medicine

JUSTIN DICKENS (Austin Peay State, 2003) Director of Football Operations

JEFF PURINTON (Florida State, 1997) Associate A.D., Football Communications



ALABAMA

ALABAMA • ARKANSAS • AUBURN • FLORIDA • GEORGIA • KENTUCKY • LSU • OLE MISS

RETURNING OFFENSIVE STARTERS

No.	Name	POS	CLASS	HT	WT	EXP	Hometown/Last School
70	Ryan Kelly	OL	Sr.	6-5	301	3L	West Chester, Ohio/Lakota West
74	Cam Robinson	OL	So.	6-6	326	1L	Monroe, La./West Monroe

RETURNING DEFENSIVE STARTERS

No.	Name	POS	CLASS	HT	WT	EXP	Hometown/Last School
93	Jonathan Allen	DL	Jr.	6-3	283	2L	Leesburg, Va./Stone Bridge
30	Denzel Devall	LB	Sr.	6-2	252	3L	Bastrop, La./Bastrop
4	Eddie Jackson	DB	Jr.	6-0	194	2L	Lauderdale Lakes, Fla./Boyd Anderson
5	Cyrus Jones	CB	Sr.	5-10	196	3L	Baltimore, Md./Gilman
19	Reggie Ragland	LB	Sr.	6-2	252	3L	Madison, Ala./Bob Jones
90	Jarran Reed	DL	Sr.	6-4	313	1L	Goldsboro, N.C./Goldsboro/Hargrave/EMCC
86	A'Shawn Robinson	DL	Jr.	6-4	312	2L	Fort Worth, Texas/Arlington Heights

STARTERS LOST

Name	POS	CLASS	HT	WT
Landon Collins	DB	Jr.	6-0	215
Amari Cooper	WR	Jr.	6-1	202
Trey DePriest	LB	Sr.	6-2	245
Brandon Ivory	DL	Sr.	6-4	308
Christian Jones	WR	Sr.	5-11	185
Arie Kouandjio	OL	Sr.	6-5	315
Austin Shepherd	OL	Sr.	6-5	320
Brian Vogler	TE	Sr.	6-7	265
Jarrick Williams	DB	Sr.	6-1	215
T.J. Yeldon	RB	Jr.	6-2	221

RETURNING STATISTICAL LEADERS

RUSHING:	ATT	YARDS	AVG	TDS
Derrick Henry	172	990	5.8	11
Kenyan Drake	22	112	5.1	4

PASSING:	ATT	COMP	INT	TDS	YARDS	PCT
Jake Coker	59	38	0	4	403	64.4

RECEIVING:	REC	YARDS	AVG.	AVG/GAME	TDS
O.J. Howard	17	260	15.3	18.6	0
Chris Black	15	188	12.5	17.1	0
ArDarius Stewart	12	149	12.4	11.5	0

TACKLES:	TOTAL	SOLO	ASST	INT	SACKS	TFL-YDS
Reggie Ragland	95	45	50	1-1	1.5-12	10.5-27
Geno Smith	56	31	25	0-0	0-0	3.5-9
Jarran Reed	55	22	33	0-0	1-1	6.5-14
A'Shawn Robinson	49	16	33	0-0	0-0	6.5-11

ALABAMA Team Information

BASIC OFFENSE: Pro Style (Multiple)
BASIC DEFENSE: 3-4

LETTERMEN RETURNING: 54

OFFENSE: 23
DEFENSE: 27
SPECIALTY: 4

LETTERMEN LOST: 24

OFFENSE: 16
DEFENSE: 8
SPECIALTY: 0

STARTERS RETURNING: 12

OFFENSE: 2
DEFENSE: 7
SPECIALTY: 3

STARTERS LOST: 13

OFFENSE: 9
DEFENSE: 4
SPECIALTY: 0

NOTE: Specialists include punter and place-kicker only.

2014 RESULTS

12-2 Overall • 7-1 SEC

Home: 7-0 Away: 3-1 Neutral: 2-1 vs. Division: 5-1 vs. Top 25: 5-2

Aug. 30	[2/2]	vs. West Virginia (Atlanta, Ga.)	70,502	W 33-23
Sept. 6	[2/2]	FLORIDA ATLANTIC	100,306	W 41-0
Sept. 13	[3/2]	SOUTHERN MISS	101,821	W 52-12
Sept. 20	[3/2]	FLORIDA* (rv/rv)	101,821	W 42-21
Oct. 4	[3/1]	at Ole Miss* (11/11)	61,826	L 17-23
Oct. 11	[7/7]	at Arkansas* (rv/rv)	72,337	W 14-13
Oct. 18	[7/7]	TEXAS A&M* (21/21)	101,821	W 59-0
Oct. 25	[4/4]	at Tennessee*	102,455	W 34-20
Nov. 8	[4/4]	at LSU* (14/15)	102,321	W 20-13 OT
Nov. 15	[4/3]	MISSISSIPPI STATE* (1/1)	101,821	W 25-20
Nov. 22	[2/2]	WESTERN CAROLINA	101,325	W 48-14
Nov. 29	[2/1]	Auburn* (15/16)	101,821	W 55-44
Dec. 6	[1/1]	vs. Missouri (14/13)	73,526	W 42-13
Jan. 1	[1/1]	vs. Ohio State (5/4)	74,682	L 35-42

[AP/Coaches] – Denotes team ranking at the time of the game; (AP/Coaches) – Denotes opponent ranking at the time of the game



ALL-STAR CANDIDATES

Reggie RAGLAND

Senior • LB • 6-2 • 252 • Madison, Ala.



- Returns with a team-leading 120 career tackles to his credit, including 11 for loss (-28 yards) and 1.5 sacks
- Semifinalist for the 2014 Butkus Award that is presented to the nation's top linebacker while also being named first team All-SEC
- Recorded 95 tackles on the season, a total that ranked second by a member of the Tide, and collected a team-leading three fumble recoveries
- Had 45 solo stops, four double-digit tackle games and collected seven or more tackles in eight of the final 11 contests a season ago

Ryan KELLY

Senior • OL • 6-5 • 297 • West Chester, Ohio



- Returns for his senior season as a leading candidate for the Rimington Trophy, which is presented annually to the nation's most outstanding center
- Provides a wealth of experience to the Crimson Tide offensive line, playing in 31 career games with 21 starts
- Started 12 games at center and helped lead an offensive line that averaged 206.6 yards rushing per game and a school-record 484.5 yards per contest.

Derrick HENRY

Junior • RB • 6-3 • 242 • Yulee, Fla.



- Has played in 26 career games, rushing for an average of 6.6 yards per carry with 17 total touchdowns
- Became the 54th player in school history to eclipse the 1,000 yard barrier in his second season, and has amassed 1,372 career yards on 207 carries during his time with the Crimson Tide
- Finished his sophomore campaign with a team-high 990 rushing yards on 172 carries for a 5.8 yards per carry average and added 11 rushing touchdowns across 14 games

A'Shawn ROBINSON

Junior • DL • 6-4 • 312 • Fort Worth, Texas



- A disruptive force on the Alabama defensive line, he returns for his junior season with 56 career tackles to his name, 14.5 of which were for a loss
- Earned honorable mention All-SEC recognition as a sophomore after starting 13 games on the defensive line
- Finished the 2014 season with 49 tackles (6.5 for a loss), a forced fumble, four quarterback hurries, three pass deflections and a blocked PAT



ALABAMA

ALABAMA • ARKANSAS • AUBURN • FLORIDA • GEORGIA • KENTUCKY • LSU • OLE MISS

2015 ALPHABETICAL ROSTER

No.	Name	POS	CL	HT	WT	EXP	Hometown
93	Jonathan Allen	DL	Jr.	6-3	283	2L	Leesburg, Va.
22	Ryan Anderson	LB	Jr.	6-2	249	2L	Daphne, Ala.
28	Anthony Averett	DB	So.	6-0	180	1L	Woodbury, N.J.
94	Dakota Ball	TE	Jr.	6-3	254	1L	Lindale, Ga.
6	Blake Barnett	QB	Fr.	6-5	200	HS	Corona, Calif.
87	Parker Barrineau	WR	Sr.	6-0	184	2L	Northport, Ala.
18	Cooper Bateman	QB	So.	6-3	220	1L	Murray, Utah
1	Chris Black	WR	Jr.	6-0	192	2L	Jacksonville, Fla.
75	Bradley Bozeman	OL	So.	6-5	320	1L	Roanoke, Ala.
2	Tony Brown	DB	So.	6-0	195	1L	Beaumont, Texas
45	Hunter Bryant	TE	So.	6-5	222	SQ	Roswell, Ga.
43	Gussie Busch	LB	Fr.	5-11	205	RS	St. Louis, Mo.
67	Josh Casher	OL	Fr.	6-1	294	RS	Mobile, Ala.
5	Ronnie Clark	DB/RB	Fr.	6-2	228	RS	Calera, Ala.
14	Jake Coker	QB	Sr.	6-5	232	1L	Mobile, Ala.
12	Jonathan Cook	DB	So.	6-0	197	1L	Daphne, Ala.
12	David Cornwell	QB	Fr.	6-5	221	RS	Norman, Okla.
39	Paden Crowder	LB	Sr.	6-3	208	SQ	Vestavia Hills, Ala.
48	David D'Amico	TE	Jr.	6-0	211	SQ	Birmingham, Ala.
62	Will Davis	OL	Jr.	6-5	315	SQ	Letohatchee, Ala.
30	Denzel Devall	LB	Sr.	6-2	252	3L	Bastrop, La.
17	Kenyan Drake	RB	Sr.	6-1	210	3L	Powder Springs, Ga.
36	Johnny Dwight	DL/TE	Fr.	6-3	300	RS	Rochelle, Ga.
43	Lawrence Erekosima	RB	So.	5-7	175	SQ	Simpsonville, S.C.
32	Rashaan Evans	LB	So.	6-3	225	1L	Auburn, Ala.
80	Raheem Falkins	WR	Jr.	6-4	210	2L	New Orleans, La.
28	DeSherrius Flowers	RB	Fr.	6-1	211	HS	Mobile, Ala.
83	Ty Flournoy-Smith	TE	Sr.	6-3	247	1L	Moultrie, Ga.
10	Reuben Foster	LB	Jr.	6-1	240	2L	Auburn, Ala.
8	Robert Foster	WR	So.	6-2	194	1L	Monaca, Pa.
69	Joshua Frazier	DL	So.	6-4	315	1L	Springdale, Ark.
48	Bo Grant	DB	Jr.	6-2	195	SQ	Valley, Ala.
89	Brandon Greene	TE/OL	Jr.	6-5	300	2L	Ellenwood, Ga.
99	Adam Griffith	PK	Jr.	5-10	192	2L	Calhoun, Ga.
20	Shaun Dion Hamilton	LB	So.	6-0	229	1L	Montgomery, Ala.
9	Da'Shawn Hand	DL	So.	6-4	273	1L	Woodbridge, Va.
58	Alex Harrelson	SN	Sr.	6-0	234	SQ	Vestavia Hills, Ala.
86	Truett Harris	TE	Sr.	6-3	220	SQ	Brentwood, Tenn.
15	Ronnie Harrison	DB	Fr.	6-3	218	HS	Tallahassee, Fla.
63	J.C. Hassenauer	OL	So.	6-2	295	1L	Woodbury, Minn.
2	Derrick Henry	RB	Jr.	6-3	242	2L	Yulee, Fla.
64	Grant Hill	OL	Jr.	6-6	322	2L	Huntsville, Ala.
96	Stephen Hodge	DL	Sr.	6-2	254	SQ	Akron, Ala.
42	Keith Holcombe	LB	Fr.	6-4	223	RS	Tuscaloosa, Ala.
88	O.J. Howard	TE	Jr.	6-6	242	2L	Prattville, Ala.
26	Marlon Humphrey	DB	Fr.	6-1	192	RS	Hoover, Ala.
76	Dominick Jackson	OL	Sr.	6-6	315	1L	Cupertino, Calif.
4	Eddie Jackson	DB	Jr.	6-0	194	2L	Lauderdale Lakes, Fla.
89	Bernel Jones	DL	Sr.	6-2	248	SQ	Montgomery, Ala.
5	Cyrus Jones	DB	Sr.	5-10	196	3L	Baltimore, Md.
6	Laurence "Hootie" Jones	DB	So.	6-2	219	1L	Monroe, La.

No.	Name	POS	CL	HT	WT	EXP	Hometown
20	Tyren Jones	RB	So.	5-9	212	1L	Marietta, Ga.
35	Walker Jones	LB	So.	6-2	240	1L	Germantown, Tenn.
70	Ryan Kelly	OL	Sr.	6-5	297	3L	West Chester, Ohio
56	Brandon Kennedy	OL	Fr.	6-3	290	HS	Wetumpka, Ala.
81	Derek Kief	WR	Fr.	6-4	198	RS	Cincinnati, Ohio
78	Korren Kirven	OL/DL	Jr.	6-4	300	2L	Lynchburg, Va.
95	Darren Lake	DL	Jr.	6-3	315	3L	York, Ala.
98	Adrian Lamothe	P	Sr.	5-10	191	SQ	Monterrey, Mexico
25	Dillon Lee	LB	Sr.	6-4	242	3L	Buford, Ga.
51	Jake Long	DL	Jr.	5-9	226	SQ	Vestavia Hills, Ala.
68	Isaac Luatua	OL	Sr.	6-2	315	2L	La Mirada, Calif.
55	Cole Mazza	SN	Jr.	6-2	240	2L	Bakersfield, Calif.
34	Christian Miller	LB	Fr.	6-4	213	RS	Columbia, S.C.
41	Trey Moon	DB	So.	6-0	190	SQ	Cullman, Ala.
47	Brandon Moore	OL	Sr.	6-0	251	SQ	Cincinnati, Ohio
11	Alec Morris	QB	Jr.	6-3	233	1L	Allen, Texas
16	Jamey Mosley	LB	Fr.	6-5	221	RS	Mobile, Ala.
46	Michael Nysewander	TE	Sr.	6-1	237	1L	Hoover, Ala.
42	Jacob Parker	TE	So.	6-1	218	SQ	Meridianville, Ala.
25	Buddy Pell	RB	So.	5-11	194	1L	Mountain Brook, Ala.
57	D.J. Pettway	DL	Sr.	6-3	270	2L	Pensacola, Fla.
24	Hamilton Phillips	RB	So.	5-10	200	SQ	Mobile, Ala.
71	Ross Pierschbacher	OL	Fr.	6-4	298	RS	Cedar Falls, Iowa
66	Chris Posa	OL	Jr.	6-4	281	SQ	Commerce, Mich.
45	Cedric Powell	DB	So.	5-11	185	SQ	Birmingham, Ala.
89	Armani Purifoye	WR	So.	6-0	195	SQ	Kingsland, Ga.
96	Gunnar Raborn	PK	So.	5-9	187	1L	Lafayette, La.
19	Reggie Ragland	LB	Sr.	6-2	252	3L	Madison, Ala.
90	Jarran Reed	DL	Sr.	6-4	313	1L	Goldsboro, N.C.
86	A'Shawn Robinson	DL	Jr.	6-4	312	2L	Fort Worth, Texas
74	Cam Robinson	OL	So.	6-6	326	1L	Monroe, La.
9	Bo Scarbrough	RB	Fr.	6-2	240	HS	Northport, Ala.
15	JK Scott	P	So.	6-5	195	1L	Denver, Colo.
49	Andre Sims	OL	Jr.	6-3	312	SQ	Montgomery, Ala.
7	Cam Sims	WR	So.	6-5	209	1L	Monroe, La.
24	Geno Smith	DB	Sr.	6-0	196	3L	Atlanta, Ga.
21	Maurice Smith	DB	Jr.	6-0	199	2L	Sugar Land, Texas
91	O.J. Smith	DL	Fr.	6-2	308	RS	Bossier City, La.
31	Nate Staskelunas	DB	Jr.	6-3	210	SQ	Greenville, N.C.
13	ArDarius Stewart	WR	So.	6-1	204	1L	Fultondale, Ala.
3	Bradley Sylve	DB	Sr.	6-0	180	3L	Port Sulphur, La.
50	Alphonse Taylor	OL	Jr.	6-5	325	2L	Mobile, Ala.
53	Jonathan Taylor	DL	Jr.	6-4	340	JC	Millen, Ga.
14	Deionte Thompson	DB	Fr.	6-2	183	HS	Orange, Texas
54	Dalvin Tomlinson	DL	Jr.	6-3	294	2L	McDonough, Ga.
44	Levi Wallace	DB	So.	6-0	172	SQ	Tucson, Ariz.
59	Dallas Warmack	OL	Fr.	6-2	297	HS	Atlanta, Ga.
23	Jabriel Washington	DB	Sr.	5-11	182	3L	Jackson, Tenn.
82	Thayer Weaver	WR	So.	5-11	180	SQ	St. Louis, Mo.
56	Tim Williams	LB	Jr.	6-4	230	2L	Baton Rouge, La.
35	Thomas Wood	WR	So.	5-6	165	SQ	Birmingham, Ala.

ALABAMA



MISSISSIPPI STATE • MISSOURI • SOUTH CAROLINA • TENNESSEE • TEXAS A&M • VANDERBILT

YEAR-BY-YEAR RECORDS

Year	Coach	SEC		Overall	Bowls
		SEC	Finish		
1892	E.N. Beaumont			2-2	
1893	Eli Abbott			0-4	
1894	Eli Abbott			3-1	
1895	Eli Abbott			0-4	
1896	Otto Wagonhurst			2-1	
1897	Allen McCants			1-0	
1898	No Team				
1899	W.A. Hartin			3-1	
1900	M. Griffin			2-3	
1901	M.H. Harvey			2-1-2	
1902	Eli Abbott, J.O. Heyworth			4-4	
1903	W.B. Blount			3-4	
1904	W.B. Blount			7-3	
1905	Jack Leavenworth			6-4	
1906	J.W.H. Pollard			5-1	
1907	J.W.H. Pollard			5-1-2	
1908	J.W.H. Pollard			6-1-1	
1909	J.W.H. Pollard			5-1-2	
1910	Guy S. Lowman			4-4	
1911	D.V. Graves			5-2-2	
1912	D.V. Graves			5-3-1	
1913	D.V. Graves			6-3	
1914	D.V. Graves			5-4	
1915	Thomas Kelly			6-2	
1916	Thomas Kelly			6-3	
1917	Thomas Kelly			5-2-1	
1918	No Team				
1919	Xen C. Scott			8-1	
1920	Xen C. Scott			10-1	
1921	Xen C. Scott			5-4-2	
1922	Xen C. Scott			6-3-1	
1923	Wallace Wade			7-2-1	
1924	Wallace Wade			8-1	
1925	Wallace Wade			10-0	Rose
1926	Wallace Wade			9-0-1	Rose
1927	Wallace Wade			5-4-1	-
1928	Wallace Wade			6-3	-
1929	Wallace Wade			6-3	-
1930	Wallace Wade			10-0	Rose
1931	Frank W. Thomas			9-1	-
1932	Frank W. Thomas			8-2	-
1933	Frank W. Thomas	5-0-1	1	7-1-1	-
1934	Frank W. Thomas	7-0	1†	10-0	Rose
1935	Frank W. Thomas	4-2	5	6-2-1	-
1936	Frank W. Thomas	5-0-1	2	8-0-1	-
1937	Frank W. Thomas	6-0	1	9-1	Rose
1938	Frank W. Thomas	4-1-1	2†	7-1-1	-
1939	Frank W. Thomas	2-3-1	8	5-3-1	-
1940	Frank W. Thomas	4-2	4	7-2	-
1941	Frank W. Thomas	5-2	3	9-2	Cotton
1942	Frank W. Thomas	4-2	5	8-3	Orange
1943	No Team				
1944	Frank W. Thomas	3-1-2	3†	5-2-2	Sugar
1945	Frank W. Thomas	7-0	1	10-0	Rose
1946	Frank W. Thomas	4-3	6	7-4	-
1947	H.D. "Red" Drew	5-2	3	8-3	Sugar
1948	H.D. "Red" Drew	4-4-1	6†	6-4-1	-
1949	H.D. "Red" Drew	4-3-1	6	6-3-1	-
1950	H.D. "Red" Drew	6-2	3	9-2	-
1951	H.D. "Red" Drew	3-5	7†	5-6	-
1952	H.D. "Red" Drew	4-2	4	4-2	Orange
1953	H.D. "Red" Drew	4-0-3	1	6-3-3	Cotton
1954	H.D. "Red" Drew	3-3-2	6†	4-5-2	-
1955	J.B. "Ears" Whitworth	0-7	12	0-10	-
1956	J.B. "Ears" Whitworth	2-5	8†	2-7-1	-
1957	J.B. "Ears" Whitworth	1-6-1	11	2-7-1	-
1958	Paul "Bear" Bryant	3-4-1	6†	5-4-1	-
1959	Paul "Bear" Bryant	4-1-2	4	7-2-2	Liberty
1960	Paul "Bear" Bryant	5-1-1	3	8-1-2	Bluebonnet
1961	Paul "Bear" Bryant	7-0	1†	11-0	Sugar
1962	Paul "Bear" Bryant	6-1	2	10-1	Orange
1963	Paul "Bear" Bryant	6-2	3	9-2	Sugar
1964	Paul "Bear" Bryant	8-0	1	10-1	Orange
1965	Paul "Bear" Bryant	6-1-1	1	9-1-1	Orange
1966	Paul "Bear" Bryant	6-0	1†	11-0	Sugar
1967	Paul "Bear" Bryant	5-1	2	8-2-1	Cotton
1968	Paul "Bear" Bryant	4-2	3†	8-3	Gator
1969	Paul "Bear" Bryant	2-4	8	6-5	Liberty
1970	Paul "Bear" Bryant	3-4	7†	6-5-1	Bluebonnet
1971	Paul "Bear" Bryant	7-0	1	11-1	Orange
1972	Paul "Bear" Bryant	7-1	1	10-2	Cotton
1973	Paul "Bear" Bryant	8-0	1	11-1	Sugar
1974	Paul "Bear" Bryant	6-0	1	11-1	Orange
1975	Paul "Bear" Bryant	6-0	1	11-1	Sugar
1976	Paul "Bear" Bryant	5-2	3	9-3	Liberty
1977	Paul "Bear" Bryant	7-0	1†	11-1	Sugar
1978	Paul "Bear" Bryant	6-0	1	11-1	Sugar
1979	Paul "Bear" Bryant	6-0	1	12-0	Sugar
1980	Paul "Bear" Bryant	5-1	2†	10-2	Cotton
1981	Paul "Bear" Bryant	6-0	1†	9-2-1	Cotton
1982	Paul "Bear" Bryant	3-3	6†	8-4	Liberty
1983	Ray Perkins	4-2	3†	8-4	Sun
1984	Ray Perkins	2-4	7†	5-6	-
1985	Ray Perkins	4-1-1	2†	9-2-1	Aloha
1986	Ray Perkins	4-2	2†	10-3	Aloha
1987	Bill Curry	4-2	4†	7-5	Hall of Fame
1988	Bill Curry	4-3	4†	9-3	Sun
1989	Bill Curry	6-1	1†	10-2	Sugar

Year	Coach	SEC		Overall	Bowls
		SEC	Finish		
1990	Gene Stallings	5-2	2†	7-5	Fiesta
1991	Gene Stallings	6-1	2	11-1	Blockbuster
1992	Gene Stallings	8-0	1	13-0	Sugar
1993	Gene Stallings	# 0-8	-	# 1-12	Gator
1994	Gene Stallings	8-0	1-W	12-1	Citrus
1995	Gene Stallings	5-3	-	8-3	-
1996	Gene Stallings	6-2	1-W	10-3	Outback
1997	Mike DuBose	2-6	T5-W	4-7	-
1998	Mike DuBose	4-4	3-W	7-5	Music City
1999	Mike DuBose	7-1	1-W	10-3	Orange
2000	Mike DuBose	3-5	6-W	3-8	-
2001	Dennis Franchione	4-4	T3-W	7-5	Independence
2002	Dennis Franchione	6-2	-	10-3	-
2003	Mike Shula	2-6	-	4-9	-
2004	Mike Shula	3-5	T3-W	6-6	Music City
2005	Mike Shula	0-2	6-W	0-2	Cotton
(Originally 10-2 with 10 wins vacated by NCAA ruling)					
2006	Mike Shula	0-6	6-W	0-7	Independence
(Originally 6-7 with 6 wins vacated by NCAA ruling)					
2007	Nick Saban	1-4	5-W	2-6	Independence
(Originally 7-6 with 5 wins vacated by NCAA ruling)					
2008	Nick Saban	8-0	1-W	12-2	Sugar
2009	Nick Saban	8-0	1-W	14-0	BCS NCG
2010	Nick Saban	5-3	4-W	10-3	Capital One
2011	Nick Saban	7-1	2-W	12-1	BCS NCG
2012	Nick Saban	7-1	1-W	13-1	BCS NCG
2013	Nick Saban	7-1	2-W	11-2	Sugar
2014	Nick Saban	7-1	1-W	12-2	Sugar

Includes forfeits imposed by NCAA

BOWL RESULTS (34-24-3)

Bowl	Opponent	Result	Date
Rose	Washington	W 20-19	1-1-26
Rose	Stanford	T 7-7	1-1-27
Rose	Washington State	W 24-0	1-1-31
Rose	Stanford	W 29-13	1-1-35
Rose	California	L 13-0	1-1-38
Cotton	Texas A&M	W 29-21	1-1-42
Orange	Boston College	W 37-21	1-1-43
Sugar	Duke	L 26-29	1-1-45
Rose	Southern Cal	W 34-14	1-1-46
Sugar	Texas	L 7-27	1-1-48
Orange	Syracuse	W 61-6	1-1-53
Cotton	Rice	L 6-28	1-1-54
Liberty	Penn State	L 0-7	12-9-59
Bluebonnet	Texas	T 3-3	12-17-60
Sugar	Arkansas	W 10-3	1-1-62
Orange	Oklahoma	W 17-0	1-1-63
Sugar	Ole Miss	W 12-7	1-1-64
Orange	Texas	L 17-21	1-1-65
Orange	Nebraska	W 39-28	1-1-66
Sugar	Nebraska	W 34-7	1-2-67
Cotton	Texas A&M	L 16-20	1-1-68
Gator	Missouri	L 10-35	12-28-68
Liberty	Colorado	L 33-47	12-13-69
Bluebonnet	Oklahoma	T 24-24	12-31-70
Orange	Nebraska	L 6-38	1-1-72
Cotton	Texas	L 13-17	1-1-73
Sugar	Notre Dame	L 23-24	1-1-74
Orange	Notre Dame	L 11-13	1-1-75
Sugar	Penn State	W 13-6	12-31-75
Liberty	UCLA	W 36-6	12-20-76
Sugar	Ohio State	W 35-6	1-2-78
Sugar	Penn State	W 14-7	1-1-79
Sugar	Arkansas	W 24-9	1-1-80
Cotton	Baylor	W 30-2	1-1-81
Cotton	Texas	L 12-14	1-1-82
Liberty	Illinois	W 21-15	12-29-82
Sun	Southern Methodist	W 28-7	12-24-83
Aloha	Southern Cal	W 24-3	12-28-85
Sun	Washington	W 28-6	12-25-86
Hall of Fame	Michigan	L 24-28	1-2-88
Sun	Army	W 29-28	12-29-88
Sugar	Miami (Florida)	L 25-33	1-1-90
Fiesta	Louisville	L 7-35	1-1-91
Blockbuster	Colorado	W 30-25	12-28-91
Sugar	Miami (Florida)	W 34-13	1-1-93
Gator	North Carolina	W 24-10	12-31-93
Citrus	Ohio State	W 24-17	1-2-95
Outback	Michigan	W 17-14	1-1-97
Music City	Virginia Tech	L 7-38	12-29-98
Orange	Michigan	L 34-35 (OT)	1-1-00
Independence	Iowa State	W 14-13	12-27-01
Music City	Minnesota	L 16-20	12-31-04
Cotton	Texas Tech	W 13-10	1-2-06
Independence	Oklahoma State	L 31-34	12-28-06
Independence	Colorado	W 30-24	12-30-07
Sugar	Utah	L 17-31	1-2-09
BCS NCG	Texas	W 37-21	1-7-10
Capital One Bowl	Michigan State	W 49-7	1-1-11
BCS NCG	LSU	W 21-0	1-9-12
BCS NCG	Notre Dame	W 42-14	1-7-13
Sugar	Oklahoma	L 31-45	1-2-14
Sugar	Ohio State	L 35-42	1-1-15



ARKANSAS

ALABAMA • ARKANSAS • AUBURN • FLORIDA • GEORGIA • KENTUCKY • LSU • OLE MISS



2015 SCHEDULE

Sept. 5	TEXAS-EL PASO (2:30 CT - CBS)	ARK leads 2-0
Sept. 12	TOLEDO (Little Rock, 3:00 CT - SECNA)	First meeting
Sept. 19	TEXAS TECH (6:00 CT - ESPN2)	ARK leads 29-7
Sept. 26	Texas A&M (Arlington)*	ARK leads 41-27-3
Oct. 3	at Tennessee*	UT leads 13-4
Oct. 10	at Alabama*	UA leads 17-8
Oct. 24	AUBURN*	AU leads 13-10-1
Oct. 31	UT MARTIN	First meeting
Nov. 7	at Ole Miss*	ARK leads 33-27-1
Nov. 14	at LSU*	LSU leads 37-21-2
Nov. 21	MISSISSIPPI STATE*	ARK leads 15-9-1
Nov. 27	MISSOURI* (1:30 CT - CBS)	Mizzou leads 4-2

*SEC Game

University of Arkansas Razorback Quick Facts

LOCATION: Fayetteville, Arkansas

FOUNDED: March 27, 1871

ENROLLMENT: 26,237

NICKNAME: Razorbacks

COLORS: Cardinal and White

STADIUMS:

Fayetteville: Donald W. Reynolds Razorback Stadium (72,000)

Little Rock: War Memorial Stadium (54,120)

PLAYING SURFACE: Synthetic

Powerblade 2.5 (Fayetteville)
Field Turf (Little Rock)

FIRST GAME: Sept. 24, 1938 -
Arkansas 27, Oklahoma A&M 7

HOME RECORD: 469-192-15 (.705)

HOME ATTENDANCE: 399,124
(66,521 avg./92.39% Capacity)

ALL-TIME RECORD: 694-475-40
(.591/1,209 games)

2014 RECORD: 7-6 (5-2 H, 1-3 A,
1-1 N, 2-4 vs. Western Division)

2014 SEC RECORD/FINISH:
2-6/7th SEC West

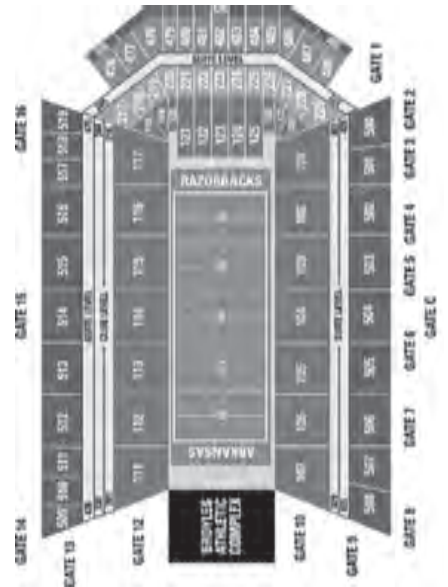
SEC CHAMPIONSHIPS: 0

BOWL: Texas Bowl, Houston, Texas
(Arkansas 31, Texas 7)

BOWL APPEARANCES: 40

BOWL RECORD: 14-23-3 (.388)

LAST BOWL APPEARANCE: Texas
Bowl, Houston, Texas (defeated
Texas, 31-7, Dec. 29, 2014)



DR. DAN FERRITOR
Interim Chancellor
(Rockhurst, '62)



SHARON HUNT
Faculty Representative
(Arkansas, '73)



JEFF LONG
Vice Chancellor/
Athletics Director
(Ohio Wesleyan, '82)



BRET BIELEMA
Head Football Coach
(Iowa, '92)

BRET BIELEMA



HOMETOWN: Prophetstown, Ill.

ALMA MATER: Iowa (1992)

PLAYING CAREER: A defensive tackle at Iowa, he lettered from 1989-92, helping the Hawkeyes win the 1990 Big Ten championship, and was team captain as a senior.

COACHING EXPERIENCE: Graduate Assistant – Iowa 1994-95; Linebackers – Iowa 1996-2001; co-Defensive Coordinator/Linebackers – Kansas State 2002-03; Defensive Coordinator/Linebackers – Wisconsin 2004-05; Head Coach – Wisconsin, 2006-12; Head Coach – Arkansas, Dec. 2012-Present

COACHING ACHIEVEMENTS: 2012 Big Ten Championship; 2011 Big Ten Championship; 2010 Big Ten Championship; 2003 Big 12 Championship

BORN: Jan. 13, 1970

WIFE: Jen

YEAR-BY-YEAR

Year	School	Conf.	Pct.	All	Pct.	Bowl
2006	Wisconsin	7-1	.875	12-1	.923	Capital One
2007	Wisconsin	5-3	.625	9-4	.692	Outback
2008	Wisconsin	3-5	.375	7-6	.538	Champs Sports
2009	Wisconsin	5-3	.625	10-3	.769	Champs Sports
2010	Wisconsin	7-1	.875	11-2	.846	Rose
2011	Wisconsin	6-2	.750	11-3	.786	Rose
2012	Wisconsin	4-4	.500	8-5	.615	*Rose
2013	Arkansas	0-8	.000	3-9	.250	
2014	Arkansas	2-6	.250	7-6	.538	Texas
TOTALS		39-33	.542	78-39	.666	9 Years
Arkansas Record		2-14	.125	10-15	.400	2 Years
BOWL RECORD:		3-4	.429			

* did not coach team in bowl game

ASSISTANT COACHES

DAN ENOS (Michigan State, 1991) Offensive Coordinator/Quarterbacks – 1st Year

ROBB SMITH (Allegheny College, 1997) Defensive Coordinator/Secondary – 2nd Year

SAM PITTMAN (Pittsburg State, 1986) Assoc. HC/Recruiting Coord./Offensive Line – 3rd Year

JEMAL SINGLETON (Air Force, 1999) Running Backs/Special Teams Coord. – 1st Year

VERNON HARGREAVES (Connecticut, 1986) Linebackers – 1st Year

CLAY JENNINGS (North Texas, 1996) Defensive Backs – 2nd Year

BARRY LUNNEY JR. (Arkansas, 1996) Tight Ends – 3rd Year

RORY SEGREST (Alabama, 1996) Defensive Line/Specialists – 2nd Year

MICHAEL SMITH (Kansas State, 1995) Wide Receivers – 3rd Year

SUPPORT STAFF

BEN HERBERT (Wisconsin, 2002) Head Strength and Conditioning Coach

MARK TAURISANI (SUNY Fredonia, 2003) Assistant Athletics Director for Football Operations

BOBBY ALLEN (Virginia Tech, 1983) Director of High School and NFL Relations



ARKANSAS

ALABAMA • ARKANSAS • AUBURN • FLORIDA • GEORGIA • KENTUCKY • LSU • OLE MISS

RETURNING OFFENSIVE STARTERS

No.	Name	POS	CLASS	HT	WT	EXP	Hometown/Last School
10	Brandon Allen	QB	Sr.	6-2	210	3L	Fayetteville, Ark./Fayetteville HS
70	Dan Skipper	OL	Jr.	6-10	331	2L	Arvada, Colo./Ralston Valley HS
73	Sebastian Tretola	OL	Sr.	6-5	334	1L	San Bernardino, Calif./Iowa Western CC/Cajon HS
65	Mitch Smothers	OL	Sr.	6-3	322	3L	Springdale, Ark./Springdale HS
55	Denver Kirkland	OL	Jr.	6-5	345	2L	Miami, Fla./Booker T. Washington HS
32	Jonathan Williams	RB	Sr.	6-0	223	3L	Allen, Texas/Allen HS
84	Hunter Henry	TE	Jr.	6-5	253	2L	Little Rock, Ark./Pulaski Academy
4	Keon Hatcher	WR	Sr.	6-2	210	3L	Owasso, Okla./Owasso HS
81	Cody Hollister	WR	Jr.	6-4	208	1L	Bend, Ore./Arizona Western/Mountain View HS

RETURNING DEFENSIVE STARTERS

No.	Name	POS	CLASS	HT	WT	EXP	Hometown/Last School
6	JaMichael Winston	DL	Jr.	6-4	262	2L	Pritchard, Ala. (Vigor HS)
94	Taiwan Johnson	DL	Jr.	6-2	290	1L	Manvel, Texas (Manvel HS)
51	Brooks Ellis	LB	Jr.	6-2	242	2L	Fayetteville, Ark. (Fayetteville HS)
29	Jared Collins	DB	Jr.	5-11	172	2L	Tulsa, Okla. (Booker T. Washington HS)
2	D.J. Dean	DB	Jr.	5-11	200	2L	Newton, Texas (Newton HS)
26	Rohan Gaines	DB	Sr.	5-11	195	3L	Bainbridge, Ga. (Bainbridge HS)

STARTERS LOST

Name	POS	CLASS	HT	WT
Brey Cook	OG	Sr.	6-7	314
AJ Derby	TE	Sr.	6-5	255
Darius Philon	DT	So.	6-2	272
Trey Flowers	DE	Sr.	6-3	270
Braylon Mitchell	LB	Sr.	6-2	234
Martrell Spaight	LB	Sr.	6-2	231
Alan Turner	S	Sr.	5-11	210
Alan D'Appollonio	SNP	Sr.	6-2	236
Sam Irwin-Hill	P/K	Sr.	6-2	203

RETURNING STATISTICAL LEADERS

RUSHING:							
G	ATT	YDS	AVG	TD	YPG		
J. Williams	13	211	1,190	5.6	12	91.5	
Alex Collins	13	204	1,100	5.4	12	84.6	
PASSING:							
G	EFF	C-A-I	PCT	YDS	TD	YPG	
B. Allen	13	129.19	190-339-5	56.0	2,285	20	175.8
RECEIVING:							
G	REC	YDS	AVG	TD	YPG		
Keon Hatcher	13	43	558	13.0	6	42.9	
Hunter Henry	13	37	513	13.9	2	39.5	
KO RETURNS:							
NO	YDS	AVG	TD	LG			
Keon Hatcher	6	139	23.2	0	47		
Alex Collins	4	113	28.2	0	39		
INTERCEPTIONS:							
NO	YDS	AVG	TD	LG			
D.J. Dean	2	9	4.5	0	9		
Henre' Tolliver	2	46	23.0	0	46		
Brooks Ellis	2	63	31.5	0	36		
Tevin Mitchel	2	-7	-3.5	0	0		
TACKLES:							
TOTAL	TFL	SACKS	INT	PBU	FF-FR		
Brooks Ellis	72	5.5-13	0.5-4	2-63	5	2-0	
Rohan Gaines	59	1.0-4	-	1-100	5	1-1	
Jared Collins	53	4.0-23	1.0-18	-	13	1-0	
Josh Williams	29	1.5-7	1.0-7	-	-	0-0	
Taiwan Johnson	26	8.0-45	4.5-35	-	-	0-2	

2014 RESULTS

7-6 Overall • 2-6 SEC

Home: 5-2 Away: 1-3 vs. Neutral: 1-1 vs. Division: 2-4 vs. Top 25: 2-6

Aug. 30	[--/rv]	at Auburn* (6/5)	87,451	L	21-45
Sept. 6		NICHOLLS	63,108	W	73-7
Sept. 13		at Texas Tech	60,277	W	49-28
Sept. 20	[rv/rv]	NORTHERN ILLINOIS	67,204	W	52-14
Sept. 27	[rv/rv]	vs. Texas A&M* (6/7)	68,113	L	28-35 OT
Oct. 11	[rv/rv]	ALABAMA* (7/7)	72,337	L	13-14
Oct. 18	[rv/--]	GEORGIA* (Little Rock) (10/10)	54,959	L	32-45
Oct. 25		UAB	61,800	W	45-17
Nov. 1		at Miss. State* (1/1)	62,307	L	10-17
Nov. 15		LSU* (20/20)	70,165	W	17-0
Nov. 22	[rv/rv]	OLE MISS* (8/8)	64,510	W	30-0
Nov. 28	[rv/rv]	at Missouri* (17/17)	71,168	L	14-21
Dec. 29		vs. Texas Texas Bowl; Houston, Texas	71,115	W	31-7

[AP/Coaches] - Denotes team ranking at the time of the game; (AP/Coaches) - Denotes opponent ranking at the time of the game

ARKANSAS Team Information

BASIC OFFENSE: Multiple

BASIC DEFENSE: 4-3

LETTERMEN RETURNING: 49

OFFENSE: 23

DEFENSE: 24

SPECIALTY: 2

LETTERMEN LOST: 22

OFFENSE: 9

DEFENSE: 10

SPECIALTY: 3

STARTERS RETURNING: 16

OFFENSE: 9

DEFENSE: 6

SPECIALTY: 1

STARTERS LOST: 9

OFFENSE: 2

DEFENSE: 5


SPECIALTY: 2

NOTE: Specialists include punter and place-kicker only.

ALL-STAR CANDIDATES

Brandon ALLEN

Senior • QB • 6-2 • 210 • Fayetteville, Ark.



- Among active SEC QBs he ranks first in career starts (25), second in passing yards (4,023) and third in passing TDs (34)
- Ranks sixth in school history with 34 career touchdown passes
- Passed for 2,285 yards, 20 touchdowns and just five interceptions in 2014
- His 20 touchdowns ranked sixth in single-season school history
- Threw just five interceptions, the fewest in the SEC and tied for the third fewest in the FBS by a QB that started every game

Jonathan WILLIAMS

Senior • RB • 6-0 • 224 • Allen, Texas



- Second Team AP All-SEC selection in 2014 and an Earl Campbell Award semifinalist
- Enters the 2015 campaign ranked 10th in school history in career rushing (2,321 yards)
- Rushed for 1,190 yards and 12 touchdowns in 2014, joining Alex Collins as the only pair of FBS teammates to top 1,000 yards
- His 1,190 yards last season ranked eighth in single-season school history
- 2015 preseason All-SEC third team selection by Phil Steele

Hunter HENRY

Junior • TE • 6-5 • 250 • Little Rock, Ark.



- Second team All-SEC selection by the league's coaches in 2014
- Caught 37 passes for 513 yards and two touchdowns as a sophomore
- Receptions and receiving yard totals both ranked third in the SEC among tight ends
- One of only two tight ends in the SEC to tally a 100-plus yard receiving game when he caught seven passes for 110 yards at No. 1 Mississippi State
- 2015 preseason All-American fourth team and All-SEC third team selection by Phil Steele

Brooks ELLIS

Junior • LB • 6-2 • 237 • Fayetteville, Ark.



- Moves to the highly productive Will linebacker position in Robb Smith's defense
- Ranked second on the team with 72 tackles and two interceptions as the Mike linebacker last season
- Also posted 5.5 tackles for loss, five pass breakups and two forced fumbles
- Has played in 23 games in his first two seasons in Fayetteville and totaled 105 career tackles



ARKANSAS

ALABAMA • ARKANSAS • AUBURN • FLORIDA • GEORGIA • KENTUCKY • LSU • OLE MISS

2015 ALPHABETICAL ROSTER

No.	Name	POS	HT	WT	CL/EXP	Hometown
8	Austin Allen	QB	6-1	210	So.-1L	Fayetteville, Ark.
10	Brandon Allen	QB	6-2	210	Sr.-3L	Fayetteville, Ark.
50	Josh Allen	OL	6-2	300	Fr.-HS	Jacksonville, Fla.
16	Troy Allison	QB	6-1	185	Fr.-RS	McGregor, Texas
19	Anthony Antwine	TE	6-4	230	So.-1L	Plano, Texas
37	Toby Baker	P	6-3	202	Jr.-SQ	Memphis, Tenn.
97	Tevin Beanum	DL	6-4	280	So.-1L	Forrest City, Ark.
68	Austin Beck	OL	6-7	325	Sr.-1L	Nowata, Okla.
40	Jamario Bell	DL	6-5	253	Fr.-HS	Junction City, Ark.
69	Cordale Boyd	DL	6-3	282	Jr.-2L	Memphis, Tenn.
53	Anthony Brown	DL	6-3	270	So.-1L	Miami, Fla.
44	Austin Cantrell	TE	6-4	250	Fr.-HS	Roland, Okla.
18	Cameron Colbert	WR	6-1	205	Fr.-RS	Little Rock, Ark.
20	De'Andre Coley	DB	6-1	202	So.-1L	Miami, Fla.
3	Alex Collins	RB	5-11	215	Jr.-2L	Fort Lauderdale, Fla.
29	Jared Collins	DB	5-11	172	Jr.-2L	Tulsa, Okla.
45	Tyler Colquitt	FB	5-10	241	Fr.-RS	Little Rock, Ark.
1	Jared Cornelius	WR	5-11	202	So.-1L	Shreveport, La.
8	Nate Dalton	DB	6-3	197	Fr.-HS	Baton Rouge, La.
59	Marcus Danenhauer	OL	6-4	312	Sr.-SQ	Bentonville, Ark.
39	Juan Day	RB	6-1	206	Fr.-RS	North Little Rock, Ark.
98	Daytrion Dean	DL	6-3	265	Fr.-HS	Fort Smith, Ark.
2	D.J. Dean	DB	5-11	202	Jr.-2L	Newton, Texas
25	Matt Dodson	DB	5-10	202	So.-SQ	McKinney, Texas
6	Kendrick Edwards	WR	6-5	212	So.-1L	Miami, Fla.
51	Brooks Ellis	LB	6-2	242	Jr.-2L	Fayetteville, Ark.
56	Matt Emrich	LS	6-3	191	Jr.-2L	El Dorado, Ark.
35	Dwayne Eugene	LB	6-1	235	So.-1L	Marrero, La.
25	Denzell Evans	RB	5-11	222	So.-1L	Houston, Texas
16	Cornelius Floyd	DB	5-11	172	So.-1L	Miami, Fla.
91	Hjalte Froholdt	DL	6-4	299	Fr.-HS	Svendborg, Denmark
26	Rohan Gaines	DB	5-11	195	Sr.-3L	Bainbridge, Ga.
62	Johnny Gibson	OL	6-4	330	Fr.-RS	Dumas, Ark.
32	Drew Gorton	LS	6-0	210	Sr.-SQ	Fayetteville, Ark.
11	Will Gragg	TE	6-4	255	Fr.-HS	Dumas, Ark.
18	Derrick Graham	LB	6-4	247	Fr.-HS	Gainesville, Fla.
23	Dre Greenlaw	LB	6-0	222	Fr.-HS	Fayetteville, Ark.
27	Khalia Hackett	LB	6-2	220	So.-1L	Douglasville, Ga.
95	Jake Hall	DL	6-5	270	Fr.-RS	Springdale, Ark.
71	Jackson Hannah	OL	6-2	293	Fr.-RS	Bentonville, Ark.
41	Josh Hannah	LB	5-10	212	Fr.-RS	Pine Bluff, Ark.
4	Keon Hatcher	WR	6-2	210	Sr.-3L	Owasso, Okla.
14	Eric Hawkins	WR	5-11	180	Jr.-2L	Longview, Texas
9	Cole Hedlund	K	5-10	165	Fr.-RS	Argyle, Texas
84	Hunter Henry	TE	6-5	253	Jr.-2L	Little Rock, Ark.
93	DeMarcus Hodge	DL	6-1	340	Sr.-3L	Monroe, La.
81	Cody Hollister	WR	6-4	208	Jr.-1L	Bend, Ore.
78	Bijhon Jackson	DL	6-2	325	So.-1L	El Dorado, Ark.
74	Colton Jackson	OL	6-6	295	Fr.-HS	Conway, Ark.
42	Kendrick Jackson	LB	6-0	240	Fr.-HS	Haynesville, La.
8	Blake Johnson	P	6-0	185	Fr.-HS	Long Beach, Calif.
94	Taiwan Johnson	DL	6-2	290	Jr.-1L	Manvel, Texas
41	Chris Jones	FB	5-11	235	So.-1L	DeQueen, Ark.
38	Byron Keaton	DB	5-10	174	Fr.-HS	Camden, Ark.

No.	Name	POS	HT	WT	CL/EXP	Hometown
55	Denver Kirkland	OL	6-5	345	Jr.-2L	Miami, Fla.
54	Reeve Koehler	OL	6-3	331	So.-SQ	Kailua, Hawai'i
36	Jack Kraus	TE	6-5	235	Fr.-RS	Bentonville, Ark.
55	Jeremiah Ledbetter	DL	6-3	280	Jr.-TR	Orlando, Fla.
99	Brandon Lewis	DL	6-4	279	Jr.-2L	Memphis, Tenn.
28	Josh Liddell	DB	6-1	210	So.-1L	Pine Bluff, Ark.
89	Mitchell Loewen	DL	6-5	275	Sr.-3L	Lahaina, Hawai'i
24	Ryder Lucas	DB	6-0	189	Fr.-RS	The Woodlands, Texas
52	George Madden	LS	6-1	226	Fr.-HS	Blanchard, Okla.
90	Ke'Tyrus Marks	DL	6-2	295	So.-SQ	West Palm Beach, Fla.
48	Adam McFain	K	6-0	187	Jr.-1L	Greenwood, Ark.
13	Davyon McKinney	DB	6-1	215	Sr.-3L	Forrest City, Ark.
31	Connor McPherson	RB	5-7	205	So.-SQ	The Woodlands, Texas
79	Jalen Merrick	OL	6-4	339	Fr.-HS	Oak Hill, Fla.
22	Reid Miller	DB	5-9	193	Fr.-HS	Hollidaysburg, Pa.
7	Damon Mitchell	WR	6-2	207	So.-SQ	Egg Harbor City, N.J.
80	Drew Morgan	WR	6-0	195	Jr.-2L	Greenwood, Ark.
15	CJ O'Grady	TE	6-4	240	Fr.-HS	Fayetteville, Ark.
9	Rafe Peavey	QB	6-2	204	Fr.-RS	Bolivar, Mo.
88	La'Michael Pettway	WR	6-2	205	Fr.-HS	Nashville, Ark.
34	Tyler Phillips	LB	6-1	222	Fr.-HS	North Little Rock, Ark.
10	Ryan Pulley	DB	6-0	197	Fr.-HS	Fort Myers, Fla.
72	Frank Ragnow	OL	6-5	312	So.-1L	Chanhausen, Minn.
9	Santos Ramirez	DB	6-2	202	Fr.-RS	Shreveport, La.
87	Dominique Reed	WR	6-2	172	Jr.-TR	Camden, Ark.
40	Matt Reynolds	LB	6-1	215	So.-SQ	McKinney, Texas
30	Kevin Richardson	DB	6-0	175	So.-1L	Jacksonville, Ark.
17	Jojo Robinson	WR	5-11	190	Fr.-RS	Miami, Fla.
96	Karl Roesler	DL	6-1	255	So.-1L	Louisville, Ky.
75	Zach Rogers	OL	6-1	310	Fr.-HS	Carrollton, Texas
82	Luke Rossi	WR	5-11	203	Fr.-RS	Edmond, Okla.
42	Lane Saling	K	5-8	165	So.-SQ	Owasso, Okla.
29	Chris Saunders	WR	5-11	195	Jr.-SQ	Dallas, Texas
70	Dan Skipper	OL	6-10	331	Jr.-2L	Arvada, Colo.
92	T.J. Smith	DL	6-3	283	Fr.-HS	Badin, N.C.
65	Mitch Smothers	OL	6-3	322	Sr.-3L	Springdale, Ark.
83	Jeremy Sprinkle	TE	6-6	255	Jr.-2L	White Hall, Ark.
13	Deon Stewart	WR	5-11	165	Fr.-HS	Highland, Ark.
5	Ty Storey	QB	6-2	215	Fr.-HS	Charleston, Ark.
7	Willie Sykes	DB	6-0	180	Fr.-HS	Houston, Texas
57	Nicholas Thomas-Smith	LB	5-10	225	Jr.-SQ	Chesterfield, Mo.
31	Scotty Thurman	DB	5-11	210	Jr.-SQ	Pine Bluff, Ark.
5	Henre' Toliver	DB	6-1	186	So.-1L	Marrero, La.
73	Sebastian Tretola	OL	6-5	334	Sr.-1L	San Bernardino, Calif.
47	John Tyson	FB	5-10	216	Fr.-RS	El Dorado, Ark.
46	Alex Voelzke	TE	6-5	253	Sr.-3L	Longview, Texas
24	Kody Walker	FB	6-2	256	Sr.-2L	Jefferson City, Mo.
60	Brian Wallace	OL	6-6	317	Fr.-RS	Florissant, Mo.
49	Armon Watts	DL	6-5	304	Fr.-RS	St. Louis, Mo.
32	Jonathan Williams	RB	6-0	223	Sr.-3L	Allen, Texas
21	Josh Williams	LB	6-1	237	Jr.-1L	Ft. Lauderdale, Fla.
22	Rawleigh Williams III	RB	5-10	215	Fr.-HS	Dallas, Texas
6	JaMichael Winston	DL	6-4	262	Jr.-2L	Pritchard, Ala.
48	Deatrich Wise Jr.	DL	6-5	272	Jr.-2L	Carrollton, Texas



YEAR-BY-YEAR RECORDS

Year	Coach	SEC	SEC Finish	Overall	Bowls
1894	John C. Futrall			2-1	
1895	John C. Futrall			1-0	
1896	John C. Futrall			2-1	
1897	B.N. Wilson			2-0-1	
1898	B.N. Wilson			2-1	
1899	Colbert Searles			3-1-1	
1900	Colbert Searles			2-1-1	
1901	Charles Thomas			3-5	
1902	Charles Thomas			6-3	
1903	D.A. McDaniel			3-4	
1904	A.D. Brown			4-3	
1905	A.D. Brown			2-6	
1906	F.C. Longman			2-4-2	
1907	F.C. Longman			3-4-1	
1908	Hugo Bezdek			5-4	
1909	Hugo Bezdek			7-0	
1910	Hugo Bezdek			7-1	
1911	Hugo Bezdek			6-2-1	
1912	Hugo Bezdek			4-6	
1913	E.T. Pickering			7-2	
1914	E.T. Pickering			4-5	
1915	T.T. McConnell	1-1	2†	4-2-1	
1916	T.T. McConnell	0-2	5†	4-4	
1917	Norman Paine	0-1-1	6	5-1-1	
1918	Norman Paine	0-1	6†	3-2	
1919	J.B. Craig	1-2	5	3-4	
1920	G.W. McLaren	2-0-1	2	3-2-2	
1921	G.W. McLaren	2-1	3	5-3-1	
1922	Francis Schmidt	1-3	6	5-4	
1923	Francis Schmidt	2-2	4†	6-2-1	
1924	Francis Schmidt	1-2-1	7	7-2-1	
1925	Francis Schmidt	2-2-1	4†	4-4-1	
1926	Francis Schmidt	2-2	3†	5-5	
1927	Francis Schmidt	3-1	3	8-1	
1928	Francis Schmidt	3-1	2	7-2	
1929	Fred Thomsen	3-2	3	7-2	
1930	Fred Thomsen	2-2	5	3-6	
1931	Fred Thomsen	0-4	7	3-5-1	
1932	Fred Thomsen	1-4	7	1-6-2	
1933	Fred Thomsen	4-1	1	7-3-1	Dixie
1934	Fred Thomsen	2-3-1	5	4-4-2	
1935	Fred Thomsen	2-4	5	5-5	
1936	Fred Thomsen	5-1	1	7-3	
1937	Fred Thomsen	3-2-1	3	6-2-2	
1938	Fred Thomsen	1-5	6†	2-7-1	
1939	Fred Thomsen	2-3-1	5	4-5-1	
1940	Fred Thomsen	1-5	6	4-6	
1941	Fred Thomsen	0-6	7	3-7	
1942	George Cole	0-6	7	3-7	
1943	John Tomlin	1-4	5†	2-7	
1944	Glen Rose	2-2-1	3	5-5-1	
1945	Glen Rose	1-5	7	3-7	
1946	John Barnhill	5-1	1†	6-3-2	Cotton
1947	John Barnhill	1-4-1	5†	6-4-1	Dixie
1948	John Barnhill	2-4	5	5-5	
1949	John Barnhill	2-4	6	5-5	
1950	Otis Douglas	1-5	7	2-8	
1951	Otis Douglas	2-4	6	5-5	
1952	Otis Douglas	1-5	7	2-8	
1953	Bowden Wyatt	2-4	5	3-7	
1954	Bowden Wyatt	5-1	1	8-3	Cotton
1955	Jack Mitchell	3-2-1	4	5-4-1	
1956	Jack Mitchell	3-3	4	6-4	
1957	Jack Mitchell	2-4	5†	6-4	
1958	Frank Broyles	2-4	5†	4-6	
1959	Frank Broyles	5-1	1†	9-2	Gator
1960	Frank Broyles	6-1	1	8-3	Cotton
1961	Frank Broyles	6-1	1†	8-3	Sugar
1962	Frank Broyles	6-1	2	9-2	Sugar
1963	Frank Broyles	3-4	4	5-5	
1964	Frank Broyles	7-0	1	11-0	Cotton
1965	Frank Broyles	7-0	1	10-1	Cotton
1966	Frank Broyles	5-2	2†	8-2	
1967	Frank Broyles	3-3-1	5	4-5-1	
1968	Frank Broyles	6-1	1†	10-1	Sugar
1969	Frank Broyles	6-1	2	9-2	Sugar
1970	Frank Broyles	6-1	2	9-2	
1971	Frank Broyles	5-1-1	2	8-3-1	Liberty
1972	Frank Broyles	3-4	4†	6-5	
1973	Frank Broyles	3-3-1	4†	5-5-1	
1974	Frank Broyles	3-3-1	4†	6-4-1	
1975	Frank Broyles	6-1	1†	10-2	Cotton
1976	Frank Broyles	3-4-1	6	5-5-1	
1977	Lou Holtz	7-1	2	11-1	Orange

Year	Coach	SEC	SEC Finish	Overall	Bowls
1978	Lou Holtz	6-2	2†	9-2-1	Fiesta
1979	Lou Holtz	7-1	1†	10-2	Sugar
1980	Lou Holtz	3-5	6†	7-5	Hall of Fame
1981	Lou Holtz	5-3	4	8-4	Gator
1982	Lou Holtz	5-2-1	3	9-2-1	Bluebonnet
1983	Lou Holtz	4-4	5	6-5	
1984	Ken Hatfield	5-3	3†	7-4-1	Liberty
1985	Ken Hatfield	6-2	2†	10-2	Holiday
1986	Ken Hatfield	6-2	2†	9-3	Orange
1987	Ken Hatfield	5-2	2†	9-4	Liberty
1988	Ken Hatfield	7-0	1	10-2	Cotton
1989	Ken Hatfield	7-1	1	10-2	Cotton
1990	Jack Crowe	1-7	7	3-8	
1991	Jack Crowe	5-3	2†	6-6	Independence
1992	Jack Crowe/Joe Kines	3-4-1	4-W	3-7-1	
1993	Danny Ford	#4-3-1	2-W	#6-4-1	
1994	Danny Ford	2-6	T4-W	4-7	
1995	Danny Ford	6-2	1-W	8-5	Carquest
1996	Danny Ford	2-6	5-W	4-7	
1997	Danny Ford	2-6	T5-W	4-7	
1998	Houston Nutt	6-2	T1-W	9-3	Citrus
1999	Houston Nutt	4-4	T3-W	8-4	Cotton
2000	Houston Nutt	3-5	T5-W	6-6	Las Vegas
2001	Houston Nutt	4-4	T3-W	7-5	Cotton
2002	Houston Nutt	5-3	T1-W	9-5	Music City
2003	Houston Nutt	4-4	4-W	9-4	Independence
2004	Houston Nutt	3-5	T3-W	5-6	
2005	Houston Nutt	2-6	4-W	4-7	
2006	Houston Nutt	7-1	1-W	10-4	Capital One
2007	Houston Nutt	4-4	T3-W	8-5	^ Cotton
2008	Bobby Petrino	2-6	T4-W	5-7	
2009	Bobby Petrino	3-5	T4-W	8-5	Liberty
2010	Bobby Petrino	6-2	T2-W	10-3	Sugar
2011	Bobby Petrino	6-2	3-W	11-2	Cotton
2012	John L. Smith	2-6	6-W	4-8	
2013	Bret Bielema	0-8	7-W	3-9	
2014	Bret Bielema	2-6	7-W	7-6	Texas

Includes game forfeited to Arkansas; Joined SEC in 1992
^ Reggie Herring coached the bowl game

BOWL RESULTS (14-23-3)

Bowl	Opponent	Result	Date
Dixie	Centenary	T 7-7	1-1-34
Cotton	LSU	T 0-0	1-1-47
Dixie	William & Mary	W 21-19	1-1-48
Cotton	Georgia Tech	L 6-14	1-1-55
Gator	Georgia Tech	W 14-7	1-1-60
Cotton	Duke	L 6-7	1-1-61
Sugar	Alabama	L 3-10	1-1-62
Sugar	Ole Miss	L 13-17	1-1-63
Cotton	Nebraska	W 10-7	1-1-65
Cotton	LSU	L 7-14	1-1-66
Sugar	Georgia	W 16-2	1-1-69
Sugar	Ole Miss	L 22-27	1-1-70
Liberty	Tennessee	L 13-14	12-20-71
Cotton	Georgia	W 31-10	1-1-76
Orange	Oklahoma	W 31-6	1-2-78
Fiesta	UCLA	T 10-10	12-25-78
Sugar	Alabama	L 9-24	1-1-80
Hall of Fame	Tulane	W 34-15	12-27-80
Gator	North Carolina	L 27-31	12-28-81
Bluebonnet	Florida	W 28-24	12-31-82
Liberty	Auburn	L 15-21	12-27-84
Holiday	Arizona State	W 18-17	12-22-85
Orange	Oklahoma	L 8-42	1-1-87
Liberty	Georgia	L 17-20	12-29-87
Cotton	UCLA	L 3-17	1-2-89
Cotton	Tennessee	L 27-31	1-1-90
Independence	Georgia	L 15-24	12-29-91
Carquest	North Carolina	L 10-20	12-30-95
Citrus	Michigan	L 31-45	1-1-99
Cotton	Texas	W 27-6	1-1-2000
Las Vegas	UNLV	L 14-31	12-21-00
Cotton	Oklahoma	L 3-10	1-1-01
Music City	Minnesota	L 14-29	12-30-02
Independence	Missouri	W 27-14	12-31-03
Capital One	Wisconsin	L 14-17	1-1-07
Cotton	Missouri	L 7-38	1-1-08
Liberty	East Carolina	W 20-17	1-2-10
Sugar	Ohio State	L 26-31	1-4-11
Cotton	Kansas State	W 29-16	1-6-12
Texas	Texas	W 31-7	12-29-14



AUBURN

ALABAMA • ARKANSAS • AUBURN • FLORIDA • GEORGIA • KENTUCKY • LSU • OLE MISS

2015 SCHEDULE

Sept. 5	Louisville (Atlanta, 2:30 CT – CBS)	AU leads 1-0
Sept. 12	JACKSONVILLE STATE (11:00 AM CT – SECN)	First Meeting
Sept. 19	at LSU* (2:30 CT – CBS)	LSU leads 27-21-1
Sept. 26	MISSISSIPPI STATE*	AU leads 61-25-2
Oct. 3	SAN JOSE STATE	AU leads 1-0
Oct. 15	at Kentucky* (6:00 CT – ESPN)	AU leads 25-6-1
Oct. 24	at Arkansas*	AU leads 13-10-1
Oct. 31	OLE MISS*	AU leads 29-10
Nov. 7	at Texas A&M*	A&M leads 4-1
Nov. 14	GEORGIA*	Tied 55-55-8
Nov. 21	IDAHO	AU leads 1-0
Nov. 28	ALABAMA*	UA leads 43-35-1

*SEC Game

Auburn University Tiger Quick Facts

LOCATION: Auburn, Alabama

FOUNDED: 1856

ENROLLMENT: 25,469

NICKNAME: Tigers

COLORS: Burnt Orange (PMS 158)
and Navy Blue (PMS 289)

STADIUM: Jordan-Hare Stadium
(87,451)

PLAYING SURFACE: Natural Grass

FIRST GAME: Nov. 30, 1939 –
Auburn 7, Florida 7

HOME RECORD: 302-75-7 (.796)

HOME ATTENDANCE: 612,157
(87,451 avg/100% Capacity)

ALL-TIME RECORD: 734-421-47
(.630/1,202 games)

2014 RECORD: 8-5 (6-1 H, 2-3 A,
0-1 N, 3-3 vs. Western Division)

2014 SEC RECORD/FINISH: 4-4/
T-4th SEC West

SEC CHAMPIONSHIPS: 8 (1957,
83, 87, 88†, 89†, 2004, 2010,
2013)

BOWL: Outback Bowl, Tampa, Fla.
(Auburn 31, Wisconsin 34 OT)

BOWL APPEARANCES: 39

BOWL RECORD: 22-15-2 (.590)

LAST BOWL APPEARANCE:
Outback Bowl, Tampa, Fla. (lost
to Wisconsin, 31-34 OT, Jan. 1,
2015)



DR. JAY GOGUE
President
(Auburn, '69)



MARY BOUDREAUX
Faculty Representative
(LSU, '79)



JAY JACOBS
Athletics Director
(Auburn, '85)



GUS MALZAHN
Head Football Coach
(Henderson State, '90)

GUS MALZAHN



HOMETOWN: Fort Smith, Ark.

ALMA MATER: Henderson State, 1990

PLAYING CAREER: Arkansas, 1984-85; Henderson State, 1988-89

COACHING EXPERIENCE: Head coach, Arkansas State (2012); Offensive coordinator: Auburn (2009-11); Tulsa (2007-08); Arkansas (2006); Arkansas high school head coach (1992-2005); Head Coach, Auburn (2013-present)

COACHING HIGHLIGHTS: 2012 Sun Belt champions; offensive coordinator of 2010 national champion Auburn Tigers; 2013 SEC Champions; 2014 BCS National Championship Game

BORN: October 28, 1965

WIFE: Kristi

CHILDREN: Kylie, Kenzie

YEAR-BY-YEAR

Year	School	Conf.	Pct.	All	Pct.	Bowl
2012	Arkansas State	7-1	.875	9-3	.750	*GoDaddy.com
2013	Auburn	7-1	.875	12-2	.857	BCS NCG
2014	Auburn	4-4	.500	8-5	.615	Outback
TOTALS		18-6	.750	29-10	.744	3 Years
Auburn Record		11-5	.688	20-7	.741	2 Years
Arkansas State Record		7-1	.875	9-3	.750	1 Year
BOWL RECORD:		0-2	.000			

* did not coach team in bowl game

ASSISTANT COACHES

RHETT LASHLEE (Arkansas, 2006) Offensive Coordinator/QBs – 3rd Year

WILL MUSCHAMP (Georgia, 1994) Defensive Coordinator – 1st Year

RODNEY GARNER (Auburn, 1990) Associate Head Coach/DL – 3rd Year

TRAVARIS ROBINSON (Auburn, 2007) Secondary – 1st Year

LANCE THOMPSON (The Citadel, 1987) Linebackers – 1st Year

DAMEYUNE CRAIG (Auburn, 2002) Co-Off Coord/Receivers – 3rd Year

SCOTT FOUNTAIN (Samford, 1988) Tight Ends/Special Teams – 3rd Year

J.B. GRIMES (Henderson State, 1977) Offensive Line – 3rd Year

TIM HORTON (Arkansas, 1990) Running Backs – 3rd Year

SUPPORT STAFF

DAVID GUNN (Arkansas, 1987) Assistant Athletic Director/Football

JAMIE CROLEY (Oklahoma Baptist, 1995) Director of Football Operations

DOUG GOODWIN (Auburn, 1984) Director of High School Relations

RYAN RUSSELL (West Liberty, 2003) Director of Strength and Conditioning

BRETT WHITESIDE (Arkansas State, 2012) Director of Recruiting Operations

CASEY WOODS (Tennessee, 2006) Director of Player Personnel



AUBURN

ALABAMA • ARKANSAS • AUBURN • FLORIDA • GEORGIA • KENTUCKY • LSU • OLE MISS

RETURNING OFFENSIVE STARTERS

No.	Name	POS	CLASS	HT	WT	EXP	Hometown/Last School
72	Shon Coleman	OL	6-6	313	Jr.	2L	Memphis, TN/Olive Branch
53	Devonte Danzey	OL	6-2	305	Sr.	2L	Tampa, FL/Hutchinson CC
80	Marcus Davis	WR	5-9	180	Jr.	2L	Boynton Beach, FL/American Heritage Boca-Delray
63	Alex Kozan	OL	6-4	300	Jr.	1L	Castle Rock, CO/Valor Christian
5	Ricardo Louis	WR	6-2	215	Sr.	3L	Miami, FL/Miami Beach Senior
1	D'haquille Williams	WR	6-2	224	Sr.	1L	LaPlace, LA/Mississippi Gulf Coast CC
56	Avery Young	OL	6-6	305	Jr.	2L	Palm Beach Gardens, FL/Palm Beach Gardens

RETURNING DEFENSIVE STARTERS

No.	Name	POS	CLASS	HT	WT	EXP	Hometown/Last School
1	Montravius Adams	DL	6-4	296	Jr.	2L	Vienna, GA/Dooly County
23	Johnathan Ford	DB	6-0	203	Jr.	2L	Big Cove, AL/Hew Hope
17	Kris Frost	LB	6-2	240	Sr.	3L	Matthews, NC/Butler
3	Jonathan Jones	DB	5-10	181	Sr.	3L	Carrollton, GA/Carrollton
6	DaVonte Lambert	DL	6-2	282	Sr.	1L	Keysville, GA/Georgia Military College
55	Carl Lawson	DE	6-2	257	So.	1L	Alpharetta, GA/Milton
8	Cassanova McKinzy	LB	6-3	253	Sr.	3L	Birmingham, AL/Woodlawn
42	Gimel President	DL	6-4	263	Jr.	1L	Mt. Pleasant, SC/Wando

STARTERS LOST

Name	POS	CLASS	HT	WT
Nick Marshall	QB	Sr.	6-1	210
Reese Dismukes	C	Sr.	6-3	295
Cameron Artis-Payne	RB	Sr.	5-11	210
Chad Slade	OG	Sr.	6-5	315
Sammie Coates	WR	Jr.	6-2	201
Jonathon Mincy	DB	Sr.	5-10	196
Jermaine Whitehead	DB	Sr.	5-11	193
Robenson Therezie	DB	Sr.	5-9	212
Gabe Wright	DL	Sr.	6-3	284

RETURNING STATISTICAL LEADERS

RUSHING:	ATT	YARDS	AVG	TDS		
Ricardo Louis	18	226	12.2	1		
PASSING:	ATT	COMP	INT	TDS	YARDS	PCT
Jeremy Johnson	37	28	0	3	436	75.7
RECEIVING:	REC	YARDS	AVG	AVG/GAME	TDS	
D'haquille Williams	45	730	16.2	73.0	5	
TACKLES:	TOTAL	SOLO	ASST	INT	SACKS	TFL (YDS)
Johnathan Ford	93	62	31	3	0.5	2.5 (10)

2014 RESULTS

8-5 Overall • 4-4 SEC

Home: 6-1 Away: 2-3 Neutral: 0-1 vs. Division: 3-3 vs. Top 25: 3-4

Aug. 30	[6/5]	ARKANSAS* (-/rv)	87,451	W	45-21
Sept. 6	[5/5]	SAN JOSE STATE	87,451	W	59-13
Sept. 18	[5/5]	at Kansas State (20/20)	53,046	W	20-14
Sept. 27	[5/5]	LOUISIANA TECH	87,451	W	45-17
Oct. 4	[5/5]	LSU* (15/15)	87,451	W	41-7
Oct. 11	[2/2]	at Mississippi State* (3/6)	62,945	L	23-38
Oct. 25	[5/6]	SOUTH CAROLINA*	87,451	W	42-35
Nov. 1	[4/4]	at Ole Miss* (7/9)	62,090	W	35-31
Nov. 8	[3/3]	TEXAS A&M* (rv/-)	87,451	L	38-41
Nov. 15	[9/9]	at Georgia* (16/14)	92,746	L	7-34
Nov. 22	[16/17]	SAMFORD	87,451	W	31-7
Nov. 29	[15/16]	at Alabama* (2/1)	101,821	L	44-55
Jan. 1	[19/19]	vs. Wisconsin (17/17) Outback Bowl; Tampa, Fla.	44,023	L	31-34 OT

[AP/Coaches] – Denotes team ranking at the time of the game; (AP/Coaches) – Denotes opponent ranking at the time of the game

AUBURN Team Information

BASIC OFFENSE: Spread
BASIC DEFENSE: Multiple

LETTERMEN RETURNING: 43

OFFENSE: 20
DEFENSE: 21
SPECIALTY: 2

LETTERMEN LOST: 32

OFFENSE: 18
DEFENSE: 13
SPECIALTY: 1

STARTERS RETURNING: 15

OFFENSE: 7
DEFENSE: 7
SPECIALTY: 1

STARTERS LOST: 9

OFFENSE: 4
DEFENSE: 4
SPECIALTY: 1

NOTE: Specialists include punter and place-kicker only.

ALL-STAR CANDIDATES

Jeremy **JOHNSON**

Junior • QB • 6-5 • 240 • Montgomery, Ala.



- Named starting quarterback in April following spring practice
- Has appeared in 13 games in his career with two starts and completed 57-of-78 passes for 858 yards and nine touchdowns
- Started the 2014 season opener with Arkansas and passed for 243 yards and two touchdowns in one half of action

Avery **YOUNG**

Junior • OL • 6-6 • 305 • Palm Beach Gardens, Fla.



- Made 25 starts over three seasons at guard and tackle on the offensive line
- Part of outstanding offensive line over last two seasons that has paved the way for SEC's leading rushing attack
- Preseason All-America and All-SEC selection

Jonathan **JONES**

Senior • DB • 5-10 • 181 • Carrollton, Ga.



- Enters his second year as a starter at cornerback
- Named to the All-SEC team in 2014 after tallying six interceptions
- His six interceptions ranked ninth nationally and tied for fifth-most in Auburn history
- Has 60 tackles in 32 career games

Carl **LAWSON**

Junior • DE • 6-2 • 257 • Alpharetta, Ga.



- Named a Freshman All-American in 2013 by multiple outlets
- Missed 2014 season due to injury after being picked preseason All-SEC
- Totaled 7.5 tackles for loss and 4.0 sacks as a freshman



AUBURN

ALABAMA • ARKANSAS • AUBURN • FLORIDA • GEORGIA • KENTUCKY • LSU • OLE MISS

2015 ALPHABETICAL ROSTER

No	Name	POS	HT	WT	YR	Hometown
1	Montravius Adams	DL	6-4	296	Jr.	Vienna, GA
74	Will Adams	OL	6-7	303	Jr.	Tyrone, GA
48	Montavious Atkinson	DB	6-1	183	Fr.	Fairburn, GA
25	Peyton Barber	RB	5-11	225	So.	Alpharetta, GA
64	Jack Bjork	P	6-1	200	So.	Dallas, TX
11	Markell Boston	DB	6-0	200	RFr.	Newnan, GA
32	Alec Brown	DL	6-2	210	So.	Trussville, AL
65	Tucker Brown	OL	6-3	265	RFr.	Trussville, AL
84	Myron Burton	WR	6-2	201	RFr.	Lawrenceville, GA
38	Daniel Carlson	K	6-4	213	So.	Colorado Springs, CO
67	Tyler Carr	OL	6-5	313	Fr.	Southside, AL
98	Tyler Carter	DL	6-1	243	RFr.	Decatur, AL
41	Jordan Colbert	DB	6-1	226	Fr.	Griffin, GA
72	Shon Coleman	OL	6-6	313	Jr.	Memphis, TN
24	Blake Countess	DB	5-10	185	Sr.	Owings Mills, MD
9	Byron Cowart	DE	6-3	277	Fr.	Seffner, FL
27	Chandler Cox	FB	6-1	232	Fr.	Apopka, FL
52	Xavier Dampier	OL	6-2	305	Sr.	Mendenhall, MS
53	Devonte Danzey	OL	6-2	305	Sr.	Tampa, FL
18	Carlton Davis	DB	6-1	190	Fr.	Miami, FL
57	Dashaun Davis	LB	5-11	236	RFr.	Prichard, AL
31	Javaris Davis	DB	5-9	171	Fr.	Jacksonville, FL
80	Marcus Davis	WR	5-9	180	Jr.	Boynton Beach, FL
83	Ryan Davis	WR	5-9	164	Fr.	St. Petersburg, FL
28	T.J. Davis	DB	6-0	200	Jr.	Tallahassee, FL
76	Jordan Diamond	OL	6-4	304	Jr.	Chicago, IL
20	Jeremiah Dinson	DB	5-11	172	Fr.	Miami, FL
38	Austin Dupper	DB	5-9	179	Jr.	Decatur, AL
33	Kenny Flowers	LB	6-1	234	Sr.	Lilburn, GA
23	Johnathan Ford	DB	6-0	203	Jr.	Big Cove, AL
17	Kris Frost	LB	6-2	240	Sr.	Matthews, NC
26	Justin Garrett	LB	6-1	228	Sr.	Stone Mountain, GA
96	Aaron Garrison	DL	6-2	278	So.	Ozark, AL
73	Austin Golson	OL	6-5	304	So.	Prattville, AL
41	Greg Hall	TE	6-3	248	Jr.	Bogart, GA
45	Keymiya Harrell	DL	6-4	270	Sr.	Selma, AL
77	Marquel Harrell	OG	6-3	325	Fr.	Fairburn, GA
85	Jalen Harris	TE	6-4	250	Fr.	Montgomery, AL
35	Jeff Holland	OLB	6-2	240	Fr.	Jacksonville, FL
15	Joshua Holsey	DB	5-11	198	Sr.	Fairburn, GA
64	Mike Horton	OG	6-4	312	Fr.	Atlanta, GA
22	Tim Irvin	DB	5-9	194	Fr.	Miami, FL
62	Jaunta'vius Johnson	DL	6-2	322	Fr.	Lincoln, AL
6	Jeremy Johnson	QB	6-5	240	Jr.	Montgomery, AL
21	Kerryon Johnson	RB	6-0	195	Fr.	Madison, AL
3	Jonathan Jones	DB	5-10	181	Sr.	Carrollton, GA
40	Tracy Kendall	RB	5-11	205	So.	Huntsville, AL
59	Raashed Kennion	DL	6-6	235	So.	Jacksonville, FL
54	Kaleb Kim	OL	6-4	284	Fr.	Buford, GA
87	Gray King	WR	5-10	170	So.	Atlanta, GA
63	Alex Kozaan	OL	6-4	300	Jr.	Castle Rock, CO
6	DaVonte Lambert	DL	6-2	282	Sr.	Keysville, GA
94	Devaroe Lawrence	DL	6-2	281	Jr.	Greenville, SC
55	Carl Lawson	DL	6-2	257	So.	Alpharetta, GA

No	Name	POS	HT	WT	YR	Hometown
46	Chris Laye	TE	6-4	250	RFr.	Cumming, GA
70	Robert Leff	OL	6-6	288	Jr.	Fairhope, AL
30	Damian Lewis	RB	5-9	208	Jr.	Wetumpka, AL
5	Ricardo Louis	WR	6-2	215	Sr.	Miami, FL
39	Tray Matthews	DB	6-1	213	So.	Newnan, GA
51	Richard McBryde	LB	6-1	227	Fr.	Troy, AL
31	Duncan McKinney	K	5-11	180	Sr.	Florence, AL
8	Cassanova McKinzy	LB	6-3	253	Sr.	Birmingham, AL
16	JaViere Mitchell	LB	6-2	215	Jr.	Leeds, AL
75	Deon Mix	OL	6-4	301	So.	Batesville, MS
39	Robert Muschamp	FB	6-1	236	Fr.	Rome, GA
43	Jonathan Parslow	LS	6-1	204	So.	Daphne, AL
36	Kamryn Pethway	FB	6-0	242	RFr.	Montgomery, AL
91	Kevin Phillips	P	6-0	185	Jr.	Greenwood, MS
40	Daniel Pond	LB	6-1	202	Sr.	Spanish Fort, AL
69	Ike Powell	LS	6-3	244	So.	Tifton, GA
42	Gimel President	DL	6-4	263	Jr.	Mt. Pleasant, SC
15	Tyler Queen	QB	6-1	241	Fr.	Kennesaw, GA
82	Melvin Ray	WR	6-3	215	Sr.	Tallahassee, FL
37	Logan Rice	WR	6-0	208	RFr.	Rome, GA
14	Stephen Roberts	DB	5-11	187	So.	Opelika, AL
29	Jovon Robinson	RB	6-0	230	Jr.	Memphis, TN
19	Nick Ruffin	DB	6-0	191	So.	Duluth, GA
95	Dontavious Russell	DL	6-3	295	RFr.	Carrollton, GA
43	Ian Shannon	K/P	6-3	209	Fr.	Marietta, GA
66	Bailey Sharp	OL	6-5	293	Fr.	Marietta, GA
36	Michael Sherwood	DB	5-9	168	So.	Riverdale, GA
58	Josh Shockey	LB	5-10	215	RFr.	McDonough, GA
81	Darius Slayton	WR	6-2	182	Fr.	Norcross, GA
71	Braden Smith	OL	6-6	286	So.	Olathe, KS
4	Jason Smith	WR	6-1	180	So.	Mobile, AL
8	Tony Stevens	WR	6-4	205	Jr.	Orlando, FL
86	Jimmie Stoudemire	WR	6-3	192	Fr.	Prattville, AL
29	Tyler Stovall	WR/H	6-1	207	So.	Hokes Bluff, AL
90	Maurice Swain	DL	6-5	295	Jr.	LaGrange, GA
42	Keenan Sweeney	FB	6-0	238	RFr.	Snellville, GA
39	Thomas Taylor	K/P	6-0	180	RFr.	Spain Park, AL
9	Roc Thomas	RB	5-10	203	So.	Oxford, AL
92	Justin Thornton	DL	6-5	228	RFr.	Prichard, AL
48	Lawyer Tillman	RB	6-0	195	Sr.	Lacey, WA
47	Cameron Toney	LB	6-1	243	So.	Huntsville, AL
10	Stanton Truitt	WR	5-9	184	RFr.	Atlanta, GA
16	Tucker Tuberville	QB	6-0	192	Jr.	Auburn, AL
58	Zach Wade	LS	5-10	205	RFr.	Bremen, GA
97	Gary Walker	DL	5-11	247	Fr.	Toccoa, GA
12	Jonathan Wallace	WR	6-2	214	Sr.	Phenix City, AL
98	Prince Tega Wanogho	DE	6-8	250	Fr.	Elmore, AL
13	Sean White	QB	6-0	200	RFr.	Boca Raton, FL
79	Andrew Williams	DL	6-4	270	RFr.	McDonough, GA
49	Darrell Williams	LB	6-2	234	Fr.	Hoover, AL
1	D'haquille Williams	WR	6-2	224	Sr.	LaPlace, LA
30	Tre' Williams	LB	6-2	238	So.	Mobile, AL
56	Avery Young	OL	6-6	305	Jr.	Palm Beach Gardens, FL

YEAR-BY-YEAR RECORDS

Year	Coach	SEC		Overall	Bowls
		SEC	Finish		
1892	Dr. G. Petrie			2-2	
1893	G. H. Harvey			-	
	D. M. Balliet			3-0-2	
1894	F. M. Hall			1-3	
1895	J. W. Heisman			2-1	
1896	J. W. Heisman			3-1	
1897	J. W. Heisman			2-0-1	
1898	J. W. Heisman			2-1	
1899	J. W. Heisman			3-1-1	
1900	Billy Watkins			4-0	
1901	Billy Watkins			2-2-1	
1902	R. S. Kent			-	
	Mike Harvey			2-4-1	
1903	Billy Bates			4-3	
1904	Mike Donahue			5-0	
1905	Mike Donahue			2-4	
1906	Mike Donahue			1-5-1	
1907	W. S. Keinholz			6-2-1	
1908	Mike Donahue			6-1	
1909	Mike Donahue			5-2	
1910	Mike Donahue			6-1	
1911	Mike Donahue			4-2-1	
1912	Mike Donahue			6-1-1	
1913	Mike Donahue			8-0	
1914	Mike Donahue			8-0-1	
1915	Mike Donahue			6-2	
1916	Mike Donahue			6-2	
1917	Mike Donahue			6-2-1	
1918	Mike Donahue			2-5	
1919	Mike Donahue			8-1	
1920	Mike Donahue			7-2	
1921	Mike Donahue			5-3	
1922	Mike Donahue			8-2	
1923	Boozer Pitts			3-3-3	
1924	Boozer Pitts			4-4-1	
1925	Dave Morey			5-3-1	
1926	Dave Morey			5-4	
1927	Dave Morey			0-3	
	Boozer Pitts			0-4-2	
1928	George Bohler			1-8	
1929	George Bohler			-	
	John Floyd			2-7	
1930	Chet Wynne			3-7	
1931	Chet Wynne			5-3-1	
1932	Chet Wynne			9-0-1	
1933	Chet Wynne	2-2	6t	5-5	
1934	Jack Meagher	1-6	10	2-8	
1935	Jack Meagher	5-2	4	8-2	
1936	Jack Meagher	4-1-1	3	7-2-2	Bacardi
1937	Jack Meagher	4-1-2	3	6-2-3	Orange
1938	Jack Meagher	3-3-1	7t	4-5-1	-
1939	Jack Meagher	3-3-1	5t	5-5-1	-
1940	Jack Meagher	3-2-1	5	6-4-1	-
1941	Jack Meagher	0-4-1	11	4-5-1	-
1942	Jack Meagher	3-3	7	6-4-1	-
1943	NO TEAM	-	-	-	-
1944	Carl Voyles	0-4	10t	4-4	-
1945	Carl Voyles	2-3	7t	5-5	-
1946	Carl Voyles	1-5	10	4-6	-
1947	Carl Voyles	1-5	11	2-7	-
1948	Earl Brown	0-7	12	1-8-1	-
1949	Earl Brown	2-4-2	8	2-4-3	-
1950	Earl Brown	0-7	12	0-1-0	-
1951	Ralph "Shug" Jordan	3-4	6	5-5	-
1952	Ralph "Shug" Jordan	0-7	12	2-8	-
1953	Ralph "Shug" Jordan	4-2-1	5	7-3-1	Gator
1954	Ralph "Shug" Jordan	3-3	6t	8-3	Gator
1955	Ralph "Shug" Jordan	5-1-1	2	8-2-1	Gator
1956	Ralph "Shug" Jordan	4-3	5	7-3	-
1957	Ralph "Shug" Jordan	7-0	1	10-0	-
1958	Ralph "Shug" Jordan	6-0-1	2	9-0-1	-
1959	Ralph "Shug" Jordan	4-3	5	7-3	-
1960	Ralph "Shug" Jordan	5-2	4	8-2	-
1961	Ralph "Shug" Jordan	3-4	7	6-4	-
1962	Ralph "Shug" Jordan	4-3	6	6-3-1	-
1963	Ralph "Shug" Jordan	6-1	2	9-2	Orange
1964	Ralph "Shug" Jordan	3-3	6	6-4	-
1965	Ralph "Shug" Jordan	4-1-1	2	5-5-1	Liberty
1966	Ralph "Shug" Jordan	1-5	8	4-6	-
1967	Ralph "Shug" Jordan	3-3	7	6-4	-
1968	Ralph "Shug" Jordan	4-2	3t	7-4	Sun
1969	Ralph "Shug" Jordan	5-2	3	8-3	Bluebonnet
1970	Ralph "Shug" Jordan	5-2	3	9-2	Gator
1971	Ralph "Shug" Jordan	5-1	2t	9-2	Sugar
1972	Ralph "Shug" Jordan	6-1	2	10-1	Gator
1973	Ralph "Shug" Jordan	2-5	8t	6-6	Sun

Year	Coach	SEC		Overall	Bowls
		SEC	Finish		
1974	Ralph "Shug" Jordan	4-2	2t	10-2	Gator
1975	Ralph "Shug" Jordan	2-4	6t	4-6-1	-
1976	Doug Barfield	3-3	6t	4-7	-
1977	Doug Barfield	5-1	3	6-5	-
1978	Doug Barfield	3-2-1	3	6-4-1	-
1979	Doug Barfield	4-2	3t	8-3	-
1980	Doug Barfield	0-6	9t	5-6	-
1981	Pat Dye	2-4	6t	5-6	-
1982	Pat Dye	4-2	3t	9-3	Citrus
1983	Pat Dye	6-0	1	11-1	Sugar
1984	Pat Dye	4-2	3t	9-4	Liberty
1985	Pat Dye	3-3	5	8-4	Cotton
1986	Pat Dye	4-2	2t	10-2	Citrus
1987	Pat Dye	5-0-1	1	9-1-2	Sugar
1988	Pat Dye	6-1	1t	10-2	Sugar
1989	Pat Dye	6-1	1t	10-2	Hall of Fame
1990	Pat Dye	4-2-1	4	8-3-1	Peach
1991	Pat Dye	2-5	8	5-6	-
1992	Pat Dye	2-5-1	5-W	5-5-1	-
1993	Terry Bowden	8-0	-	11-0	-
1994	Terry Bowden	6-1-1	-	9-1-1	-
1995	Terry Bowden	5-3	2-W	8-4	Outback
1996	Terry Bowden	4-4	3-W	8-4	Independence
1997	Terry Bowden	6-2	T1-W	10-3	Peach
1998	Terry Bowden/Bill Oliver	1-7	6-W	3-8	-
1999	Tommy Tuberville	2-6	5-W	5-6	-
2000	Tommy Tuberville	6-2	1-W	9-4	Citrus
2001	Tommy Tuberville	5-3	T1-W	7-4	Peach
2002	Tommy Tuberville	6-3	T1-W	9-4	Capital One
2003	Tommy Tuberville	5-3	3-W	8-5	Music City
2004	Tommy Tuberville	8-0	1	13-0	Sugar
2005	Tommy Tuberville	7-1	T1-W	9-3	Capital One
2006	Tommy Tuberville	6-2	T2-W	11-2	Cotton
2007	Tommy Tuberville	5-3	2-W	9-4	Chick-fil-A
2008	Tommy Tuberville	2-6	T4-W	5-7	-
2009	Gene Chizik	3-5	T4-W	8-5	Outback
2010	Gene Chizik	8-0	1	14-0	BCS NCG
2011	Gene Chizik	4-4	4-W	8-5	Chick-fil-A
2012	Gene Chizik	0-8	7-W	3-9	-
2013	Gus Malzahn	7-1	1-W	12-2	BCS NCG
2014	Gus Malzahn	4-4	T4-W	8-5	Outback

BOWL RESULTS (22-15-2)

Bowl	Opponent	Result	Date
Barcardi	Villanova	T 7-7	1-1-37
Orange	Michigan State	W 6-0	1-1-38
Gator	Texas Tech	L 13-35	1-1-54
Gator	Baylor	W 33-13	12-31-54
Gator	Vanderbilt	L 13-25	12-31-55
Orange	Nebraska	L 7-13	1-1-64
Liberty	Ole Miss	L 7-13	12-18-65
Sun	Arizona	W 34-10	12-28-68
Bluebonnet	Houston	L 7-36	12-31-69
Gator	Ole Miss	W 35-28	1-2-71
Sugar	Oklahoma	L 22-40	1-1-72
Gator	Colorado	W 24-3	12-30-72
Sun	Missouria	L 17-34	12-29-73
Gator	Texas	W 27-3	12-30-74
Tangerine	Boston College	W 33-26	12-18-82
Sugar	Michigan	W 9-7	1-2-84
Liberty	Arkansas	W 21-15	12-27-84
Cotton	Texas A&M	L 16-36	1-1-86
Citrus	Southern Cal	W 16-7	1-1-87
Sugar	Syracuse	T 16-16	1-1-88
Sugar	Florida State	L 7-13	1-2-89
Hall of Fame	Ohio State	W 31-14	1-1-90
Peach	Indiana	W 27-23	12-29-90
Outback	Penn State	L 14-43	1-1-96
Independence	Army	W 32-29	12-31-96
Peach	Clemson	W 21-17	1-2-98
Citrus	Michigan	L 28-31	1-1-01
Peach	North Carolina	L 10-16	12-31-01
Capital One	Penn State	W 13-9	1-1-03
Music City	Wisconsin	W 28-14	12-31-03
Sugar	Virginia Tech	W 16-13	1-3-05
Capital One	Wisconsin	L 10-24	1-2-06
Cotton	Nebraska	W 17-14	1-1-07
Chick-fil-A	Clemson	W 23-20 (OT)	12-31-07
Outback	Northwestern	W 38-35 (OT)	1-1-10
BCS NCG	Oregon	W 22-19	1-10-11
Chick-fil-A	Virginia	W 43-24	12-31-11
BCS NCG	Florida State	L 31-34	1-6-14
Outback	Wisconsin	L 31-34 (OT)	1-1-15



FLORIDA

ALABAMA • ARKANSAS • AUBURN • **FLORIDA** • GEORGIA • KENTUCKY • LSU • OLE MISS

2015 SCHEDULE

Sept. 5	NEW MEXICO STATE (7:30 ET – SECN)	UF leads 1-0
Sept. 12	EAST CAROLINA (7:00 ET – ESPN2)	UF leads 2-0
Sept. 19	at Kentucky* (7:30 ET – SECN)	UF leads 48-17
Sept. 26	TENNESSEE*	UF leads 25-19
Oct. 3	OLE MISS*	UM leads 12-10-1
Oct. 10	at Missouri*	MU leads 3-1
Oct. 17	at LSU*	UF leads 31-27-3
Oct. 31	Georgia (Jacksonville)*	UGA leads 49-41-2
Nov. 7	VANDERBILT*	UF leads 36-10-2
Nov. 14	at South Carolina*	UF leads 24-8-3
Nov. 21	FLORIDA ATLANTIC	UF leads 2-0
Nov. 28	FLORIDA STATE	UF leads 34-23-2

*SEC Game

University of Florida Gator Quick Facts

LOCATION: Gainesville, Florida

FOUNDED: 1853

ENROLLMENT: 49,913

NICKNAME: Gators

COLORS: Orange (PMS 172) and Blue (PMS 287)

STADIUM: Ben Hill Griffin Stadium at Florida Field (89,548)

PLAYING SURFACE: Natural Grass

FIRST GAME: 1930 – Alabama 20, Florida 0

HOME RECORD: 316-103-13 (.747)

HOME ATTENDANCE: 515,001 (85,834 avg./97.0% capacity)

ALL-TIME RECORD: 691-400-40 (.671/1,059 games)

2014 RECORD: 7-5 (3-3 H, 2-2 A, 2-0 N, 4-2 vs. Eastern Division)

2014 SEC RECORD/FINISH: 4-4/3rd SEC East

SEC CHAMPIONSHIPS: 8 (1991, 93, 94, 95, 96, 2000, 06, 08)

BOWL: Birmingham Bowl, Birmingham, Ala. (Florida 28, East Carolina 20)

BOWL APPEARANCES: 41

BOWL RECORD: 21-20 (.512)

LAST BOWL APPEARANCE: Birmingham Bowl, Birmingham, Ala. (defeated East Carolina 28-20, Jan. 3, 2015)



DR. W. KENT FUCHS
President
(Illinois, '85)



MICHAEL SAGAS
Faculty Representative
(Utah, '96)



JEREMY FOLEY
Athletics Director
(Hobart, '74)



JIM McELWAIN
Head Football Coach
(Eastern Washington, '84)

JIM MCELWAIN



HOMETOWN: Missoula, Montana

ALMA MATER: Eastern Washington, '84

PLAYING CAREER: An all-state QB at Missoula Sentinel High School, went on to play QB at Eastern Washington from 1980-83.

COACHING EXPERIENCE: 30 years overall, 3 as head coach

COACHING ACHIEVEMENTS: 2014 Mountain West Coach of the Year, Semifinalist in 2014 for the National Coach of the Year

BORN: March 1, 1962

WIFE: Karen

CHILDREN: JoHanna, Elizabeth, Jerret

YEAR-BY-YEAR

Year	School	Conf.	Pct.	All	Pct.	Bowl
2012	Colorado State	3-5	0.375	4-8	0.333	
2013	Colorado State	5-3	0.625	8-6	0.571	New Mexico
2014	Colorado State	6-2	0.750	10-2	0.833	*Las Vegas
TOTALS		14-10	0.583	22-16	0.579	3 Years

* McElwain did not coach bowl

ASSISTANT COACHES

KIRK CALLAHAN (UCF, 2008) Defensive Backs – 1st Year

GEOFF COLLINS (Western Carolina, 1994) Defensive Coordinator – 1st Year

KERRY DIXON II (Hampton, 2004) Wide Receivers – 1st Year

GREG NORD (Kentucky, 1980) Tight Ends/Special Teams Coordinator – 1st Year

DOUG NUSSMEIER (Idaho, 1994) Offensive Coordinator/Quarterbacks – 1st Year

CHRIS RUMPH (South Carolina, 1994) Defensive Line – 1st Year

RANDY SHANNON (Miami, 1989) Associate Head Coach/Co-Coordinator/Linebackers – 1st Year

TIM SKIPPER (Fresno State, 2001) Running Backs – 1st Year

MIKE SUMMERS (Georgetown (Ky.) College, 1978) Offensive Line – 2nd Year

SUPPORT STAFF

KEVIN BARBAY – Associate Director of Player Personnel

DEIDRA CHURCH – Director of Football Administration

DREW HUGHES – Director of Player Personnel

MIKE KENT – Director of Strength & Conditioning

GEORGE WYNN – Assistant A.D., Football Operations



FLORIDA

ALABAMA • ARKANSAS • AUBURN • FLORIDA • GEORGIA • KENTUCKY • LSU • OLE MISS

RETURNING OFFENSIVE STARTERS

No.	Name	POS	CLASS	HT	WT	EXP	Hometown/Last School
63	Trip Thurman	OG	R-Sr.	6-5	310	2L	Dover, Del./Dover
3	Treon Harris	QB	So.	5-11	193	1L	Miami, Fla./Booker T. Washington
11	Demarcus Robinson	WR	Jr.	6-2	197	2L	Fort Valley, Ga./Peach County
9	Latroy Pittman, Jr.	WR	Sr.	6-0	215	3L	Ocala, Fla./North Marion

RETURNING DEFENSIVE STARTERS

No.	Name	POS	CLASS	HT	WT	EXP	Hometown/Last School
90	Jonathan Bullard	DE	Sr.	6-3	277	3L	Shelby, N.C./Crest Senior
94	Bryan Cox, Jr.	DE	R-Jr.	6-3	283	2L	Fort Lauderdale, Fla./St. Thomas Aquinas
3	Antonio Morrison	LB	Sr.	6-1	225	3L	Bellwood, Ill./Bolingbrook
1	Vernon Hargreaves III	CB	Jr.	5-11	198	2L	Tampa, Fla./Wharton
24	Brian Poole	CB/Nick	Sr.	5-10	208	3L	Bradenton, Fla./Southeast
31	Jalen Tabor	CB	So.	6-1	192	1L	Washington, D.C./Friendship Collegiate Academy
42	Keanu Neal	S	Jr.	6-1	209	2L	Bushnell, Fla./South Sumter

STARTERS LOST

Name	POS	CLASS	HT	WT
Quinton Dunbar	WR	R-Sr.	6-2	195
Matt Jones	RB	Jr.	6-2	235
D.J. Humphries	OT	Jr.	6-5	290
Tyler Moore	OG	R-Jr.	6-5	325
Chaz Green	OT	R-Sr.	6-5	300
Max Garcia	C	R-Sr.	6-5	294
Clay Burton	TE	Sr.	6-4	248
Jabari Gorman	S	Sr.	5-10	184
Dante Fowler, Jr.	DE	Jr.	6-3	261
Michael Taylor	LB	R-Sr.	6-0	227
Darious Cummings	DT	R-Sr.	6-1	297

RETURNING STATISTICAL LEADERS

RUSHING:	ATT	YARDS	AVG	TDS		
Kelvin Taylor	116	565	4.9	6		
PASSING:	ATT	COMP	INT	TDS	YARDS	PCT
Treon Harris	111	55	4	9	1,019	49.5
RECEIVING:	REC	YARDS	AVG	AVG/GAME	TDS	
Demarcus Robinson	53	810	15.3	67.5	7	
TACKLES:	TOTAL	SOLO	ASST	INT	SACKS	TFL (YDS)
Antonio Morrison	101	30	71	1	1	6

2014 RESULTS

7-5 Overall • 4-4 SEC

Home: 3-3 Away: 2-2 Neutral: 2-0 vs. Division: 4-2 vs. Top 25: 1-2

Aug. 30	[rv/rv]	IDAHO		No Contest
Sept. 6	[rv/rv]	EASTERN MICHIGAN	81,049	W 65-0
Sept. 13	[rv/rv]	KENTUCKY*	88,334	W 36-30 [3 OT]
Sept. 20	[rv/rv]	at Alabama* (3/2)	101,821	L 21-42
Oct. 4		at Tennessee*	102,455	W 10-9
Oct. 11		LSU* (rv/rv)	88,014	L 27-30
Oct. 18		MISSOURI* (Homecoming) (--/rv)	89,117	L 13-42
Nov. 1		at Georgia* (9/8)	83,004	W 38-20
Nov. 8	[rv/--]	at Vanderbilt*	35,191	W 34-10
Nov. 15	[--/rv]	SOUTH CAROLINA*	85,088	L 20-23 OT
Nov. 22		EASTERN KENTUCKY	83,399	W 52-3
Nov. 29		at Florida State (1/2)	82,885	L 19-24
Jan. 3		vs. East Carolina	30,083	W 28-20

[AP/Coaches] – Denotes team ranking at the time of the game; (AP/Coaches) – Denotes opponent ranking at the time of the game

FLORIDA Team Information

BASIC OFFENSE: Multiple

BASIC DEFENSE: Multiple

LETTERMEN RETURNING: 40

OFFENSE: 17

DEFENSE: 22

SPECIALTY: 1

LETTERMEN LOST: 31

OFFENSE: 19

DEFENSE: 8

SPECIALTY: 4

STARTERS RETURNING: 12

OFFENSE: 4

DEFENSE: 7

SPECIALTY: 1

STARTERS LOST: 12

OFFENSE: 7

DEFENSE: 4

SPECIALTY: 1

NOTE: Specialists include punter and place-kicker only.



ALL-STAR CANDIDATES

Demarcus **ROBINSON**

Junior • WR • 6-1 • 197 • Fort Valley, Ga.



- Had the best season by a Gator receiver since 2009, totaling 810 yards on 53 catches with seven touchdowns.
- Ranked fifth in the SEC in receiving yards per game (67.5).
- Had four games over 100 yards in 2014, including a career-high 216 yards on 15 catches against Kentucky.

Kelvin **TAYLOR**

Junior • RB • 5-10 • 209 • Belle Glade, Fla.



- Has 1,073 career rushing yards and 10 touchdowns after two seasons with the Gators.
- Led UF in rushing yards three times in 2014, including a career-high 197 yards against Georgia.
- SEC All-Freshman running back in 2013.

Vernon **HARGREAVES III**

Junior • DB • 5-11 • 198 • Tampa, Fla.



- Named a 2014 First Team All-American and Semifinalist for Chuck Bednarik Award.
- Earned First Team All-SEC honors as a freshman and sophomore.
- Ranked first in the SEC with 13 pass breakups in 2014.

Jon **BULLARD**

Senior • DL • 6-3 • 277 • Shelby, N.C.



- Has 22 career starts on the defensive line and 112 total tackles heading into his senior season.
- 52 tackles in 2014 ranked second-most among Gators' defensive linemen.
- Had 2.5 sacks and 8.5 tackles-for-loss as a junior.



FLORIDA

ALABAMA • ARKANSAS • AUBURN • FLORIDA • GEORGIA • KENTUCKY • LSU • OLE MISS

2015 ALPHABETICAL ROSTER

No.	Name	POS	HT	WT	CL	EXP	Hometown
98	Luke Ankrum	DL	6-5	225	FR	HS	Sebring
86	Raphael Andrades	WR	6-0	200	RJR	1L	Tallahassee
34	Alex Anzalone	LB	6-3	234	JR	2L	Wyomissing, Pa.
89	Alvin Bailey	WR	5-11	188	RSO	SQ	Seffner
99	Jay-nard Bostwick	DL	6-3	283	RSO	1L	Port Saint Lucie
61	Matthew Bowden	OL	6-1	297	RJR	SQ	Lakeland
57	Caleb Brantley	DL	6-2	319	RSO	1L	Crescent City
93	Taven Bryan	DL	6-5	275	RFR	SQ	Casper, Wyo.
66	Nick Buchanan	OL	6-4	285	FR	HS	Dunwoody, Ga.
90	Jonathan Bullard	DL	6-3	277	SR	3L	Shelby, N.C.
81	Antonio Callaway	WR	5-11	185	FR	HS	Miami
54	Khairi Clark	DL	6-2	315	RFR	SQ	Hollywood
94	Bryan Cox, Jr.	DL	6-3	261	RJR	2L	Fort Lauderdale
32	Jordan Cronkrite	RB	5-11	195	FR	HS	Miami
40	Jarrad Davis	LB	6-2	229	JR	2L	Kingsland, Ga.
95	Keivonnis Davis	RUSH	6-4	225	FR	HS	Miami
7	Duke Dawson	DB	5-11	200	SO	1L	Cross City
68	Richerd Desir-Jones	OL	6-4	290	FR	HS	Fort Lauderdale
38	Bair Diamond	TE	6-4	225	RJR	SQ	Fort Myers
54	Cameron Dillard	OL	6-4	309	RSO	1L	Canton, Mich.
36	Roger Dixon, Jr.	WR	5-10	188	SR	1L	Sanford
52	Travaris Dorsey	OL	6-2	323	RFR	SQ	Jacksonville
13	Brian Fallace	QB	6-4	189	RFR	HS	Satellite Beach
41	Ryan Farr	LS	6-0	201	FR	HS	Henderson, Nev.
39	Ryan Ferguson	TE	6-3	219	RFR	SQ	Largo
38	Kerolin Francois	DB	5-11	202	RSO	SQ	Lake Worth
79	Matthew Fuchs	DL	6-2	239	RJR	SQ	Gainesville
5	Ahmad Fulwood	WR	6-4	208	JR	2L	Jacksonville
36	Eddie Giles	DB	5-9	160	RFR	SQ	Jupiter
30	DeAndre Goolsby	TE	6-4	236	SO	1L	Derby, Kan.
12	Josh Grady	QB	6-0	202	RJR	TR	Tampa
7	Will Grier	QB	6-2	197	RFR	SQ	Davidson, N.C.
49	Devin Grimm	LS	6-1	188	RFR	HS	St. Johns
15	Jacob Guy	QB	6-5	224	RJR	SQ	Dade City
47	Jonathan Haney	LS	6-2	209	RJR	HS	Tampa
16	Austin Hardin	K	5-10	205	RJR	2L	Atlanta, Ga.
1	Vernon Hargreaves, III	DB	5-11	198	JR	2L	Tampa
53	Kavaris Harkless	OL	6-5	292	RFR	SQ	Jacksonville
26	Marcell Harris	DB	6-1	208	RSO	1L	Orlando
3	Treon Harris	QB	5-11	193	SO	1L	Miami
24	Case Harrison	RB	6-0	199	RSO	SQ	Gainesville
37	Mark Herndon	RB	5-9	193	SR	3L	Ocala
55	Thomas Holley	DL	6-3	320	RFR	SQ	Brooklyn, N.Y.
39	Michael Iorio	DB	5-10	187	RSO	SQ	Nokomis
73	Martez Ivey	OL	6-6	290	FR	HS	Apopka
62	Andrew Ivie	DL	6-1	270	FR	HS	Dade City
91	Joey Ivie, IV	DL	6-3	293	JR	2L	Dade City
87	Kalif Jackson	WR	6-4	201	FR	HS	Neptune Beach
	Rayshad Jackson	LB	6-2	205	FR	HS	Miami
96	Cece Jefferson	DL	6-2	255	FR	HS	Glen St. Mary
74	Fred Johnson	OL	6-6	300	FR	HS	West Palm Beach

No.	Name	POS	HT	WT	CL	EXP	Hometown
29	Kylan Johnson	DB	6-3	200	FR	HS	Dallas, Texas
64	Tyler Jordan	OL	6-4	275	FR	HS	Jacksonville
84	Camrin Knight	TE	6-4	220	FR	HS	Tallahassee
22	Adam Lane, Jr.	RB	5-7	224	RSO	1L	Winter Haven
80	C'yontai Lewis	TE	6-4	229	RFR	SQ	Tuscaloosa, AL
20	Darius Masline	RB	5-8	172	RJR	SQ	Jacksonville
20	Marcus Maye	DB	6-0	205	RJR	2L	Melbourne
14	Alex McCalister	RUSH	6-6	238	RJR	2L	Clemmons, N.C.
83	Jake McGee	TE	6-6	243	RSR	SQ	Richmond, Va.
13	Daniel McMillian	LB	6-1	221	JR	2L	Jacksonville
77	Andrew Mike	OL	6-6	302	RFR	SQ	Tucson, AZ
3	Antonio Morrison	LB	6-1	225	SR	3L	Bellwood, Ill.
42	Keanu Neal	DB	6-1	209	JR	2L	Bushnell
43	Mark Norvelis	DB	5-10	180	RJR	HS	Palm Bay
9	Latroy Pittman, Jr.	WR	6-0	215	SR	3L	Ocala
24	Brian Poole	DB	5-10	208	SR	3L	Bradenton
15	Deiondre Porter	DB	6-0	176	RFR	SQ	Tampa
4	Brandon Powell	WR	5-9	181	SO	1L	Deerfield Beach
32	DL Powell	DB	6-0	190	RSO	SQ	Alachua
23	Jeremi Powell	LB	6-0	214	RJR	2L	Largo
98	Jorge Powell	K	5-10	166	RFR	SQ	Coral Gables
17	Anderson Proctor	QB	6-3	209	RSO	HS	Vero Beach
45	R.J. Raymond	LB	6-2	236	RFR	SQ	Atlantic Beach
97	Justus Reed	RUSH	6-3	226	RFR	SQ	Clearwater
46	LeAndre Rembert	LB	5-8	244	RSO	SQ	Alachua
51	Antonio Riles, Jr.	OL	6-4	312	RSO	1L	Lawrenceville, Ga.
11	Demarcus Robinson	WR	6-1	197	JR	2L	Fort Valley, Ga.
25	Matt Rolin	LB	6-3	217	RSO	SQ	Ashburn, Va.
67	Brandon Sandifer	OL	6-4	330	FR	HS	Warner Robins, Ga.
25	Jordan Scarlett	RB	5-11	210	FR	HS	Fort Lauderdale
29	Evan Schroeder	WR	5-11	194	RSR	SQ	New Smyrna Beach
78	David Sharpe	OL	6-6	350	SO	1L	Jacksonville
17	Jordan Sherit	RUSH	6-4	254	RSO	1L	Tampa
60	Zachary Shinn	OL	6-2	288	RFR	SQ	Plant City
10	Valdez Showers	WR	6-0	193	RSR	3L	Detroit, Mich.
2	Ryan Sousa	WR	6-0	194	RFR	SQ	Orlando
30	Garrett Stephens	DB	5-9	181	RSO	SQ	Louisville, Ky.
82	Moral Stephens	TE	6-3	249	RFR	SQ	Perry
52	Steven Stipe, Jr.	LB	5-11	214	RSO	SQ	Waycross, Ga.
31	Jalen Tabor	DB	6-0	192	SO	1L	Washington, D.C.
21	Kelvin Taylor	RB	5-10	209	JR	2L	Belle Glade
85	Chris Thompson	WR	6-0	171	JR	2L	Gainesville
63	Trip Thurman	OL	6-5	310	RSR	2L	Dover, Del.
19	Johnny Townsend	P	6-1	198	RSO	1L	Orlando
8	Nick Washington	DB	6-0	193	RSO	2L	Jacksonville
35	Chris Williamson	DB	6-0	185	FR	HS	Gainesville, Ga.
59	Dakota Wilson	DL	6-0	261	RSR	SQ	Bradenton
6	Quincy Wilson	DB	6-1	209	SO	1L	Fort Lauderdale
18	C.J. Worton	WR	6-0	189	SO	1L	Homestead
92	Jabari Zuniga	DL	6-3	260	FR	HS	Marietta, Ga.

YEAR-BY-YEAR RECORDS

Year	Coach	SEC	SEC Finish	Overall	Bowls
1906	Jack Forsythe	5-3			
1907	Jack Forsythe	4-1-1			
1908	Jack Forsythe	5-2-1			
1909	G.E. Pyle	6-1-1			
1910	G.E. Pyle	6-1			
1911	G.E. Pyle	5-0-1			
1912	G.E. Pyle	5-2-1			
1913	G.E. Pyle	4-3			
1914	Charles McCoy	5-2			
1915	Charles McCoy	4-3			
1916	Charles McCoy	0-5			
1917	A.L. Busser	2-4			
1918	A.L. Busser	0-1			
1919	A.L. Busser	5-3			
1920	William Kline	6-3			
1921	William Kline	6-3-2			
1922	William Kline	7-2			
1923	J.A. VanFleet	6-1-2			
1924	J.A. VanFleet	6-2-2			
1925	H.L. Sebring	8-2			
1926	H.L. Sebring	2-6-2			
1927	H.L. Sebring	7-3			
1928	Charles Bachman	8-1			
1929	Charles Bachman	8-2			
1930	Charles Bachman	6-3-1			
1931	Charles Bachman	2-6-2			
1932	Charles Bachman	3-6			
1933	D.K. Stanley	2-3	9†	5-3-1	–
1934	D.K. Stanley	2-2-1	7	6-3-1	–
1935	D.K. Stanley	1-6	12	3-7	–
1936	Josh Cody	1-5	11	4-6	–
1937	Josh Cody	3-4	8	4-7	–
1938	Josh Cody	2-2-1	7	4-5-1	–
1939	Josh Cody	0-3-1	12	5-5-1	–
1940	Thomas Lieb	2-3	8†	5-5	–
1941	Thomas Lieb	1-3	10	4-6	–
1942	Thomas Lieb	1-3	9	4-5	–
1943	NO TEAM	–	–	–	–
1944	Thomas Lieb	0-3	10†	4-3	–
1945	Thomas Lieb	1-3-1	10†	4-5-1	–
1946	Raymond Wolf	0-5	12	0-9	–
1947	Raymond Wolf	0-3-1	12	4-5-1	–
1948	Raymond Wolf	1-5	10†	5-5	–
1949	Raymond Wolf	1-4-1	10†	4-5-1	–
1950	Bob Woodruff	2-4	10	5-5	–
1951	Bob Woodruff	2-4	9†	5-5	–
1952	Bob Woodruff	3-3	6	7-3	Gator
1953	Bob Woodruff	1-3-2	9	3-5-2	–
1954	Bob Woodruff	5-2	3†	5-5	–
1955	Bob Woodruff	3-5	10	4-6	–
1956	Bob Woodruff	5-2	3	6-3-1	–
1957	Bob Woodruff	4-2-1	3†	6-2-1	–
1958	Bob Woodruff	2-3-1	8†	6-4-1	Gator
1959	Bob Woodruff	2-4	9	5-4-1	–
1960	Ray Graves	5-1	2	9-2	Gator
1961	Ray Graves	3-3	6	4-5-1	–
1962	Ray Graves	4-2	5	7-4	Gator
1963	Ray Graves	3-3-1	7	6-3-1	–
1964	Ray Graves	4-2	2†	7-3	–
1965	Ray Graves	4-2	3	7-4	Sugar
1966	Ray Graves	5-1	3	9-2	Orange
1967	Ray Graves	4-2	3†	6-4	–
1968	Ray Graves	3-2-1	6†	6-3-1	–
1969	Ray Graves	3-1-1	4	9-1-1	Gator
1970	Doug Dickey	3-3	5†	7-4	–
1971	Doug Dickey	1-6	8†	4-7	–
1972	Doug Dickey	3-3-1	6	5-5-1	–
1973	Doug Dickey	3-4	5†	7-5	Tangerine
1974	Doug Dickey	3-3	4†	8-4	Sugar
1975	Doug Dickey	5-1	2†	9-3	Gator
1976	Doug Dickey	4-2	4	8-4	Sun
1977	Doug Dickey	3-3	5	6-4-1	–
1978	Doug Dickey	3-3	4†	4-7	–
1979	Charley Pell	0-6	9†	0-10-1	–
1980	Charley Pell	4-2	4†	8-4	Tangerine
1981	Charley Pell	3-3	4†	7-5	Peach

Year	Coach	SEC	SEC Finish	Overall	Bowls
1982	Charley Pell	3-3	6†	8-4	Bluebonnet
1983	Charley Pell	4-2	3†	9-2-1	Gator
1984	Charley Pell/Galen Hall	5-0-1	*	9-1-1	–
1985	Galen Hall	5-1	*	9-1-1	–
1986	Galen Hall	2-4	7†	6-5	–
1987	Galen Hall	3-3	6	6-6	Aloha
1988	Galen Hall	4-3	4†	7-5	All-American
1989	Galen Hall/Gary Darnell	4-3	4†	7-5	Freedom
1990	Steve Spurrier	6-1	–	9-2	–
1991	Steve Spurrier	7-0	1	10-2	Sugar
1992	Steve Spurrier	6-2	T1-E	9-4	Gator
1993	Steve Spurrier	7-1	1	11-2	Sugar
1994	Steve Spurrier	7-1	1	10-2-1	Sugar
1995	Steve Spurrier	8-0	1	12-1	Fiesta
1996	Steve Spurrier	8-0	1	12-1	Sugar
1997	Steve Spurrier	6-2	T2-E	10-2	Citrus
1998	Steve Spurrier	7-1	2-E	10-2	Orange
1999	Steve Spurrier	7-1	1-E	9-4	Citrus
2000	Steve Spurrier	7-1	1	10-3	Sugar
2001	Steve Spurrier	6-2	2-E	10-2	Orange
2002	Ron Zook	6-2	2-E	8-5	Outback
2003	Ron Zook	6-2	T1-E	8-5	Outback
2004	Ron Zook	4-4	T3-E	7-5	Peach
2005	Urban Meyer	5-3	T2-E	9-3	Outback
2006	Urban Meyer	7-1	1	13-1	BCS Title
2007	Urban Meyer	5-3	3-E	9-4	Capital One
2008	Urban Meyer	7-1	1	13-1	BCS Title
2009	Urban Meyer	8-0	1-E	13-1	Sugar
2010	Urban Meyer	4-4	2-E	8-5	Outback
2011	Will Muschamp	3-5	3-E	7-6	Gator
2012	Will Muschamp	7-1	2-E	11-2	Sugar
2013	Will Muschamp	3-5	5-E	4-8	–
2014	Will Muschamp	4-4	3-E	7-5	Birmingham

*position vacated in standings

BOWL RESULTS (21-20)

Bowl	Opponent	Result	Date
Gator	Tulsa	W 14-13	1-1-53
Gator	Ole Miss	L 3-7	12-27-58
Gator	Baylor	W 13-12	12-31-60
Gator	Penn State	W 17-7	12-28-62
Sugar	Missouri	L 18-20	1-1-66
Orange	Georgia Tech	W 27-12	1-1-67
Gator	Tennessee	W 14-13	12-27-69
Tangerine	Miami-Ohio	L 7-16	12-22-73
Sugar	Nebraska	L 10-13	12-31-74
Gator	Maryland	L 0-13	12-29-75
Sun	Texas A&M	L 14-37	1-2-77
Tangerine	Maryland	W 35-20	12-20-80
Peach	West Virginia	L 6-26	12-31-81
Bluebonnet	Arkansas	L 24-28	12-31-82
Gator	Iowa	W 14-6	12-30-83
Aloha	UCLA	L 16-20	12-25-87
All-American	Illinois	W 14-10	12-29-88
Freedom	Washington	L 7-34	12-30-89
Sugar	Notre Dame	L 28-39	1-1-92
Gator	N.C. State	W 27-10	12-31-92
Sugar	West Virginia	W 41-7	1-1-94
Sugar	Florida State	L 17-23	1-2-95
Fiesta	Nebraska	L 24-62	1-2-96
Sugar	Florida State	W 52-20	1-2-97
Citrus	Penn State	W 21-6	1-1-98
Orange	Syracuse	W 31-10	1-2-99
Citrus	Michigan State	L 34-37	1-1-00
Sugar	Miami (Fla.)	L 20-37	1-2-01
Orange	Maryland	W 56-23	1-2-02
Outback	Michigan	L 30-38	1-1-03
Outback	Iowa	L 17-37	1-1-04
Peach	Miami (Fla.)	L 10-27	12-31-04
Outback	Iowa	W 31-24	1-2-06
BCS Title Game	Ohio State	W 41-14	1-8-07
Capital One	Michigan	L 35-41	1-1-08
BCS Title Game	Oklahoma	W 24-14	1-8-09
Sugar	Cincinnati	W 51-24	1-7-10
Outback	Tampa (Fla.)	W 37-24	1-1-11
Gator	Ohio State	W 24-17	1-2-12
Sugar	Louisville	L 23-33	1-2-13
Birmingham	East Carolina	W 28-20	1-3-15



2015 SCHEDULE

Sept. 5	UL MONROE (Noon ET - SECN)	UGA leads 3-0
Sept. 12	at Vanderbilt* (3:30 ET - CBS)	UGA leads 54-19-2
Sept. 19	SOUTH CAROLINA* (6:00 ET - ESPN)	UGA leads 47-18-2
Sept. 26	SOUTHERN	First Meeting
Oct. 3	ALABAMA*	UA leads 37-25-4
Oct. 10	at Tennessee*	Tied 21-21-2
Oct. 17	MISSOURI*	UGA leads 3-1
Oct. 31	Florida (Jacksonville)*	UGA leads 50-41-2
Nov. 7	KENTUCKY*	UGA leads 54-12-2
Nov. 14	at Auburn*	Tied 55-55-8
Nov. 21	GEORGIA SOUTHERN	UGA leads 5-0
Nov. 28	at Georgia Tech	UGA leads 64-38-5

*SEC Game

University of Georgia Bulldogs Quick Facts

LOCATION: Athens, Georgia

FOUNDED: 1785

ENROLLMENT: 35,197

NICKNAME: Bulldogs

COLORS: Red (PMS 485) and Black

STADIUM: Sanford Stadium (92,746)

PLAYING SURFACE: Natural Grass, Bermuda Tifway 419

FIRST GAME: Oct. 12, 1929 – Georgia 15, Yale 0

HOME RECORD: 330-102-9 (.759)

HOME ATTENDANCE: 649,222 (92,746 avg./100% capacity)

ALL-TIME RECORD: 777-410-54 (.648/1,241 games)

2014 RECORD: 10-3 (6-1 H, 3-1 A, 1-1 N, 4-2 vs. Eastern Division)

2014 SEC RECORD/FINISH: 6-2/2nd SEC East

SEC CHAMPIONSHIPS: 12 (1942, 46†, 48, 59, 66†, 68, 76†, 80, 81†, 82, 2002, 05)

BOWL: Belk Bowl, Charlotte, N.C. (Georgia 37, Louisville 14)

BOWL APPEARANCES: 50

BOWL RECORD: 28-19-3 (.590)

LAST BOWL APPEARANCE: Belk Bowl, Charlotte, N.C. (defeated Louisville, 37-14, Dec. 30, 2014)



JERE W. MOREHEAD
President
(Georgia, JD, '80)



PROF. DAVID SHIPLEY
Faculty Representative
(Oberlin, '72;
Univ. of Chicago, JD, '75)

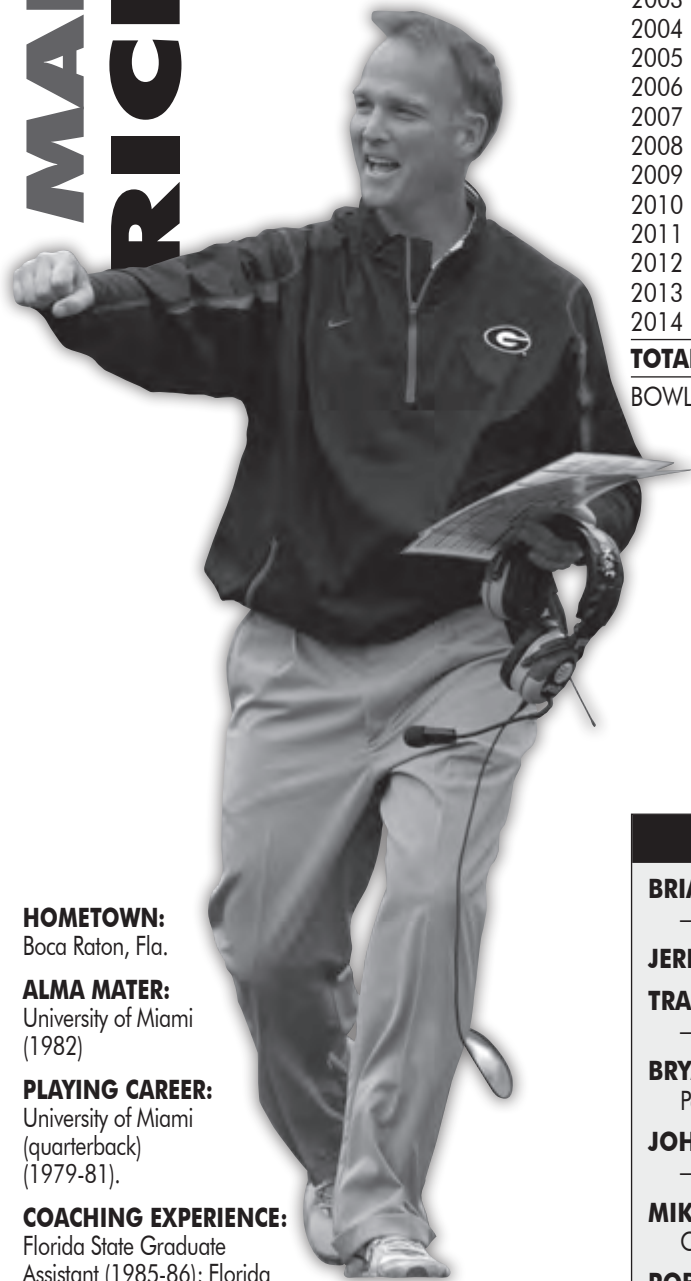


GREG MCGARITY
J. Reid Parker
Director of Athletics
(Georgia, '76)



MARK RICHT
Head Football Coach
(Miami, Fla., '82)

MARK RICHT



HOMETOWN:
Boca Raton, Fla.

ALMA MATER:
University of Miami
(1982)

PLAYING CAREER:
University of Miami
(quarterback)
(1979-81).

COACHING EXPERIENCE:
Florida State Graduate
Assistant (1985-86); Florida
State Volunteer Assistant (1987-
88); East Carolina Offensive Coordinator (1989); Florida
State Quarterbacks Coach (1990-2000); Florida State
Offensive Coordinator (1994-2000); Georgia Head Coach
(2001-present).

COACHING ACHIEVEMENTS: 2002, 2005 SEC Coach of
the Year; 2002 and 2005 SEC Champions.

BORN: February 18, 1960 in Omaha, Neb.

WIFE: Katharyn Francis

CHILDREN: Jon, David, Zach, Anya

YEAR-BY-YEAR

Year	School	Conf.	Pct.	All	Pct.	Bowl
2001	Georgia	5-3	.625	8-4	.667	Music City
2002	Georgia	7-1	.875	13-1	.929	Sugar
2003	Georgia	6-2	.750	11-3	.786	Capital One
2004	Georgia	6-2	.750	10-2	.833	Outback
2005	Georgia	6-2	.750	10-3	.769	Sugar
2006	Georgia	4-4	.500	9-4	.692	Chick-fil-A
2007	Georgia	6-2	.750	11-2	.846	Sugar
2008	Georgia	6-2	.750	10-3	.769	Capital One
2009	Georgia	4-4	.500	8-5	.615	Independence
2010	Georgia	3-5	.375	6-7	.462	Liberty
2011	Georgia	7-1	.875	10-4	.714	Outback
2012	Georgia	7-1	.875	12-2	.857	Capital One
2013	Georgia	5-3	.625	8-5	.615	Gator
2014	Georgia	6-2	.750	10-3	.769	Belk
TOTALS		78-34	.696	136-48	.739	14 Years
BOWL RECORD:		9-5	.643			

ASSISTANT COACHES

BRIAN SCHOTTENHEIMER (Florida, 1997) Offensive Coord./Quarterbacks
– 1st Year

JEREMY PRUITT (West Alabama, 1999) Defensive Coord./Secondary – 2nd Year

TRACY ROCKER (Auburn, 1992) Assoc. Head Coach/Def. Line/Will LBs
– 2nd Year

BRYAN MCLENDON (Georgia, 2005) Asst. Head Coach/Recruiting Coord./
Passing Game Coord./WRs – 7th Year

JOHN LILLY (Guilford, 1990) Tight Ends/Offensive Special Teams Coord.
– 8th Year

MIKE EKELER (Kansas State, 1995) Inside Linebackers/Defensive Special Teams
Coord. – 2nd Year

ROB SALE (LSU, 2003) Offensive Line – 1st Year

THOMAS BROWN (Georgia, 2007) Running Backs – 1st Year

KEVIN SHERRER (Alabama, 1996) Sam Linebacker/Star Position – 2nd Year

SUPPORT STAFF

JOSH LEE (Valdosta State, 2005) Director of Football Operations

TODD HARTLEY (Georgia, 2008) Director of Recruiting

SAM PETITTO (La.-Monroe, 1997) Director of Player Personnel

MARK HOCKE (New Orleans, 2008) Director of Strength & Conditioning

RETURNING OFFENSIVE STARTERS

No.	Name	POS	CLASS	HT	WT	EXP	Hometown/Last School
71	John Theus	OT	Sr.	6-6	313	3L	Jacksonville, Fla./Bolles
75	Kolton Houston	OT	Sr.	6-5	287	2L	Buford Ga./Buford
73	Greg Pyke	OG	Jr.	6-6	321	1L	Baltimore, Md./Boys' Latin School
54	Brandon Kublanow	OG	Jr.	6-3	294	2L	Marietta, Ga./Walton
27	Nick Chubb	TB	So.	5-10	228	1L	Cedartown, Ga./Cedartown
48	Quayvon Hicks	FB	Sr.	6-2	257	3L	Blackshear, Ga./Pierce Co.
83	Jeb Blazevich	TE	So.	6-5	232	1L	Charlotte, N.C./Charlotte Christian

RETURNING DEFENSIVE STARTERS

No.	Name	POS	CLASS	HT	WT	EXP	Hometown/Last School
59	Jordan Jenkins	OLB	Sr.	6-3	252	3L	Hamilton, Ga./Harris Co.
84	Leonard Floyd	OLB	Jr.	6-4	230	2L	Eastman, Ga./Hargrave Military
20	Quincy Mauger	SS	Jr.	6-0	199	2L	Marietta, Ga./Kell
24	Dominick Sanders	FS	So.	6-0	187	1L	Tucker, Ga./Tucker
37	Devin Bowman	CB	Sr.	6-0	179	3L	Rossville, Ga./Ridgeland
35	Aaron Davis	CB	RSo.	6-1	189	1L	Locust Grove, Ga./Luella

STARTERS LOST

Name	POS	CLASS	HT	WT
Huston Mason	QB	Sr.	6-3	202
Chris Conley	WR	Sr.	6-3	206
Michael Bennett	WR	Sr.	6-3	205
David Andrews	C	Sr.	6-2	295
Ray Drew	DE	Sr.	6-5	276
Mike Thornton	DT	Sr.	6-1	290
Amarlo Herrera	ILB	Sr.	6-2	244
Ramik Wilson	ILB	Sr.	6-2	232
Damian Swann	CB	Sr.	5-11	178

RETURNING STATISTICAL LEADERS

RUSHING:	ATT	YARDS	AVG	TDS
Nick Chubb	219	1,547	119.0	14
Sony Michel	64	410	51.2	5

PASSING:	ATT	COMP	INT	TDS	YARDS	PCT
Brice Ramsey	39	24	2	3	333	61.5

RECEIVING:	REC	YARDS	AVG	AVG/GAME	TDS
Malcolm Mitchell	31	248	8.0	27.6	3
Jeb Blazevich	18	269	14.9	20.7	2
Nick Chubb	18	213	11.8	16.4	2

TACKLES:	TOTAL	SOLO	ASST	INT	SACKS	TFL (YDS)
Jordan Jenkins	70	32	38	0	5.0	9.5 (57)
Leonard Floyd	55	21	34	0	6.0	8.5 (56)
Quincy Mauger	51	34	17	4	0	1.0 (1)
Lorenzo Carter	41	18	23	0	4.5	7.0 (41)

2014 RESULTS

10-3 Overall • 6-2 SEC

Home: 6-1 Away: 3-1 Neutral: 1-1 vs. Division: 4-2 vs. Top 25: 4-2

Aug. 30	[12/12]	CLEMSON (16/16)	92,746	W 45-21
Sept. 13	[6/6]	at South Carolina* (24/23)	84,232	L 35-38
Sept. 20	[13/14]	TROY	92,746	W 66-0
Sept. 27	[12/13]	TENNESSEE*	92,746	W 35-32
Oct. 4	[13/12]	VANDERBILT*	92,746	W 44-17
Oct. 11	[13/10]	at Missouri* (23/24)	71,168	W 34-0
Oct. 18	[10/10]	at Arkansas* (rv/--)	54,959	W 45-32
Nov. 1	[9/8]	vs. Florida*	83,004	L 20-38
Nov. 8	[17/17]	at Kentucky*	60,152	W 63-31
Nov. 15	[16/14]	AUBURN* (9/9)	92,746	W 34-7
Nov. 22	[9/10]	CHARLESTON SOUTHERN	92,746	W 55-9
Nov. 29	[8/9]	GEORGIA TECH (16/15)	92,746	L 24-30 OT
Dec. 30	[13/13]	vs. Louisville (20/20)	45,671	W 37-14

[AP/Coaches] – Denotes team ranking at the time of the game; [AP/Coaches] – Denotes opponent ranking at the time of the game

GEORGIA Team Information

BASIC OFFENSE: Pro Style

BASIC DEFENSE: 3-4

LETTERMEN RETURNING: 42

OFFENSE: 21

DEFENSE: 18

SPECIALTY: 3

LETTERMEN LOST: 23

OFFENSE: 13

DEFENSE: 9

SPECIALTY: 1

STARTERS RETURNING: 16

OFFENSE: 7

DEFENSE: 6

SPECIALTY: 3

STARTERS LOST: 9

OFFENSE: 4

DEFENSE: 5

SPECIALTY: 0

NOTE: Specialists include punter and place-kicker only.

ALL-STAR CANDIDATES

Nick CHUBB


Sophomore • TB • 5-10 • 228 • Cedartown, Ga.



- SEC Freshman of the Year, All-SEC First Team, FWAA Freshman All-American
- Appeared in all 13 games with eight starts in 2014, rushing for 1,547 yards and 14 touchdowns, tied for fourth most in single season history
- Finished second in the SEC in Rushing Yards Per Game (119.0)

Leonard FLOYD

Junior • OLB • 6-4 • 230 • Eastman, Ga.



- Appeared in 12 games with 11 starts and registered 55 tackles, 8.5 tackles for a loss, a team-high six sacks and three forced fumbles
- Named team's Defensive Most Valuable Player in 2014 and Honorable Mention All-SEC
- Career-high 10 tackles plus a sack and a fumble recovery in road win over Arkansas

Jordan JENKINS

Senior • OLB • 6-3 • 252 • Hamilton, Ga.



- Appeared in all 13 games with 13 starts and tallied 70 tackles, 9.5 tackles for a loss, five sacks and a team-high 34 QB-pressures
- Named 3rd team All-SEC by Phil Steele
- Named team's Most Improved Defensive Player of the Year in 2014

John THEUS

Senior • OT • 6-6 • 313 • Jacksonville, Fla.



- Started all 13 games on the offensive line and helped Georgia rush for an SEC-best 257.8 yards per game and that ranked 11th nationally
- Part of offensive unit that led the SEC and was eighth nationally in scoring at 41.3 points a game including paving the way for 38 rushing touchdowns
- Named Associated Press All-SEC Honorable Mention

2015 ALPHABETICAL ROSTER

No.	Name	POS	CL	HT	WT	EXP	Hometown
30	Johnathan Abram	DB	Fr.	6-1	202	HS	Columbia, Miss.
41	Chuks Amaechi	LB	Jr.	6-3	220	TR	Avondale, Ariz.
97	John Atkins	DT	RSO.	6-4	299	1VL	Thomson, Ga.
58	Sterling Bailey	DE	Sr.	6-3	280	2VL	Gainesville, Ga.
65	Kendall Baker	OL	RFr.	6-6	310	SQ	Atlanta, Ga.
32	Collin Barber	P	Sr.	6-2	208	2VL	Cartersville, Ga.
94	Michael Barnett	DE	Fr.	6-4	255	HS	Dorchester, S.C.
10	Faton Bauta	QB	Jr.	6-3	218	1VL	West Palm Beach, Fla.
93	Patrick Beless	PK	Sr.	5-9	162	SQ	Atlanta, Ga.
17	Davin Bellamy	OLB	RSO.	6-5	240	1VL	Chamblee, Ga.
33	Detric Bing-Dukes	FB	RFr.	6-0	230	SQ	Atlanta, Ga.
83	Jeb Blazeovich	TE	So.	6-5	232	1VL	Charlotte, N.C.
37	Devin Bowman	CB	Sr.	6-0	179	3VL	Rossville, Ga.
11	Keyon Brown	OLB	RFr.	6-3	247	SQ	Wauchula, Fla.
70	Aulden Bynum	OG	RSO.	6-5	276	SQ	Valdosta, Ga.
7	Lorenzo Carter	OLB	So.	6-6	237	1VL	Norcross, Ga.
45	Reggie Carter	ILB	Jr.	6-1	231	2VL	Snellville, Ga.
41	Jared Chapple	TE	Jr.	6-4	227	SQ	Alpharetta, Ga.
27	Nick Chubb	TB	So.	5-10	228	1VL	Cedartown, Ga.
56	John Courson	SN	RFr.	5-11	189	SQ	Athens, Ga.
24	Colter Creswell	WR	Jr.	6-3	190	SQ	Varnell, Ga.
10	Kennar Daniels-Johnson	CB	Sr.	6-2	192	SQ	Miami, Fla.
35	Aaron Davis	CB	RSO.	6-1	189	1VL	Locust Grove, Ga.
16	James Davis	SS	Sr.	5-11	199	SQ	Baconton, Ga.
85	Jordan Davis	TE	RSO.	6-4	230	1VL	Thomson, Ga.
81	Reggie Davis	FLK	Jr.	6-0	170	2VL	Tallahassee, Fla.
91	Josh Dawson	DE	Sr.	6-4	266	3VL	Tucker, Ga.
89	James DeLoach	DT	Sr.	6-3	276	1VL	Millen, Ga.
22	Brendan Douglas	TB	Jr.	5-11	213	2VL	Augusta, Ga.
64	Jake Edwards	OL	RFr.	6-4	273	SQ	Franklin, Ga.
57	Alex Essex	OT	RFr.	6-5	269	SQ	Richmond, Va.
44	Cameron Faulkner	FB	Sr.	5-11	231	SQ	Snellville, Ga.
31	Shattle Fenteng	CB	Jr.	6-2	187	SQ	Loganville, Ga.
84	Leonard Floyd	OLB	Jr.	6-4	230	2VL	Eastman, Ga.
69	Trent Frix	SN	Jr.	6-0	209	SQ	Calhoun, Ga.
53	Lamont Gaillard	DT	RFr.	6-2	305	SQ	Fayetteville, N.C.
51	Jake Ganus	LB	Sr.	6-2	215	TR	Chelsea, Ala.
36	Devin Gillespie	SS	Jr.	5-10	182	SQ	Grayson, Ga.
23	Jonah Guinn	FS	Jr.	6-0	196	SQ	Walnut Grove, Ga.
88	Jackson Harris	TE	Fr.	6-6	250	HS	Columbia, Tenn.
80	Charlie Hegedus	WR	Jr.	6-2	208	SQ	Marietta, Ga.
59	Matthew Herzwurm	SN	RSO.	6-0	225	SQ	Augusta, Ga.
48	Quayvon Hicks	FB	Sr.	6-2	257	3VL	Blackshear, Ga.
75	Kolton Houston	OT	Sr.	6-5	287	2VL	Buford, Ga.
57	John Huff	ILB	Sr.	6-1	220	SQ	Watkinsville, Ga.
59	Jordan Jenkins	OLB	Sr.	6-3	252	3VL	Hamilton, Ga.
38	Clay Johnson	FLK	RSO.	6-1	172	SQ	Calhoun, Ga.

No.	Name	POS	CL	HT	WT	EXP	Hometown
18	Jesse Jones	FS	Sr.	6-0	191	SQ	Alto, Ga.
42	Tim Kimbrough	ILB	Jr.	6-0	230	2VL	Indianapolis, Ind.
54	Brandon Kublanow	OG	Jr.	6-3	294	2VL	Marietta, Ga.
13	Jonathan Ledbetter	DT	Fr.	6-4	265	HS	Tucker, Ga.
88	Joseph Ledbetter	TE	RSO.	6-4	235	SQ	Tucker, Ga.
66	Hunter Long	OG	Sr.	6-4	302	SQ	Memphis, Tenn.
43	Tommy Long	OLB	Jr.	6-2	228	SQ	Marietta, Ga.
4	Keith Marshall	TB	Sr.	5-11	215	3VL	Raleigh, N.C.
20	Quincy Mauger	FS	Jr.	6-0	199	2VL	Marietta, Ga.
93	Chris Mayes	N	Sr.	6-4	317	2VL	Griffin, Ga.
8	Shaun McGee	OLB	RSO.	6-3	235	SQ	Snellville, Ga.
16	Isaiah McKenzie	WR	So.	5-8	164	1VL	Miami, Fla.
1	Sony Michel	TB	So.	5-11	208	1VL	Plantation, Fla.
26	Malcolm Mitchell	SE	Sr.	6-1	195	3VL	Valdosta, Ga.
13	Marshall Morgan	PK	Sr.	6-3	200	3VL	Ft. Lauderdale, Fla.
22	Javonte' Nelson	FS	Sr.	5-11	198	SQ	Wrens, Ga.
50	Johnny O'Neal	OLB	Jr.	6-2	240	SQ	Dublin, Ga.
14	Malkom Parrish	CB	So.	5-10	194	1VL	Quitman, Ga.
6	Natrez Patrick	LB	Fr.	6-3	255	HS	Atlanta, Ga.
41	Christian Payne	FB	So.	6-1	222	1VL	Athens, Ga.
29	Matt Price	WR	RFr.	6-0	190	SQ	Snellville, Ga.
94	Thomas Pritchard	PK	Jr.	5-10	165	SQ	Louisville, Ga.
73	Greg Pyke	OG	Jr.	6-6	321	1VL	Baltimore, Md.
12	Brice Ramsey	QB	RSO.	6-3	216	1VL	Kingsland, Ga.
38	Ryne Rankin	ILB	Jr.	6-1	215	2VL	Orlando, Fla.
87	Jay Rome	TE	Sr.	6-6	248	3VL	Valdosta, Ga.
24	Dominick Sanders	CB	So.	6-0	187	1VL	Tucker, Ga.
86	Justin Scott-Wesley	SE	Sr.	5-11	210	3VL	Camilla, Ga.
67	Michael Scullin	OG	RSO.	6-2	285	SQ	Cumming, Ga.
58	Billy Seward	OG	RSO.	6-3	270	SQ	Watkinsville, Ga.
55	Dyshon Sims	OL	So.	6-4	302	1VL	Valdosta, Ga.
25	Ben Souther	TB	Sr.	6-2	207	1VL	Gainesville, Ga.
90	Tanner Stumpe	PK	RFr.	5-8	161	SQ	Albany, Ga.
74	Thomas Swilley	OG	RSO.	6-3	301	SQ	Athens, Ga.
28	Tramel Terry	SS	RSO.	6-0	197	1VL	Goose Creek, S.C.
71	John Theus	OT	Sr.	6-6	313	3VL	Jacksonville, Fla.
49	Nathan Theus	SN	Sr.	6-3	236	2VL	Jacksonville, Fla.
9	Kenneth Towns	SE	Jr.	6-3	205	2VL	Albany, Ga.
35	A.J. Turman	TB	RSO.	6-0	212	SQ	Orlando, Fla.
32	Ridge Underwood	ILB	Jr.	6-2	227	SQ	Moultrie, Ga.
25	Steven Van Tiflin	WR	RFr.	6-1	195	SQ	Saginaw, Mich.
2	Sam Vaughn	QB	RFr.	6-3	188	SQ	Fort Pierce, Fla.
72	Glenn Welch	C	RSO.	6-3	280	SQ	Jesup, Ga.
9	Reggie Wilkerson	CB	RSO.	5-11	181	SQ	Citra, Fla.
23	Shakenneth Williams	WR	So.	6-1	197	1VL	Macon, Ga.
19	Jarvis Wilson	DB	Fr.	6-2	197	HS	Tupelo, Miss.
77	Isaiah Wynn	OL	So.	6-2	283	1VL	St. Petersburg, Fla.

YEAR-BY-YEAR RECORDS

Year	Coach	SEC			
		Finish	Overall	Bowls	
1892	Dr. Charles Herty	1-1			
1893	Ernest Brown	2-2-1			
1894	Robert Winston	5-1			
1895	Glenn "Pop" Warner	3-4			
1896	Glenn "Pop" Warner	4-0			
1897	Charles McCarthy	2-1			
1898	Charles McCarthy	4-2			
1899	Gordon Saussy	2-3-1			
1900	E. E. Jones	2-4			
1901	Billy Reynolds	1-5-2			
1902	Billy Reynolds	4-2-1			
1903	M. M. Dickinson	3-4			
1904	Charles A. Barnard	1-5			
1905	M. M. Dickinson	1-5			
1906	W. S. Whitney	2-4-1			
1907	W. S. Whitney	4-3-1			
1908	Branch Bocock	5-2-1			
1909	J. Coulter Frank Dobson	1-4-2			
1910	W. A. Cunningham	6-2-1			
1911	W. A. Cunningham	7-1-1			
1912	W. A. Cunningham	6-1-1			
1913	W. A. Cunningham	6-2			
1914	W. A. Cunningham	3-5-1			
1915	W. A. Cunningham	5-2-2			
1916	W. A. Cunningham	6-3			
1919	W. A. Cunningham	4-2-3			
1920	H. J. Stegeman	8-0-1			
1921	H. J. Stegeman	7-2-1			
1922	H. J. Stegeman	5-4-1			
1923	George Woodruff	5-3-1			
1924	George Woodruff	7-3			
1925	George Woodruff	4-5			
1926	George Woodruff	5-4			
1927	George Woodruff	9-1			
1928	Harry Mehre	4-5			
1929	Harry Mehre	6-4			
1930	Harry Mehre	7-2-1			
1931	Harry Mehre	8-2			
1932	Harry Mehre	2-5-2			
1933	Harry Mehre	3-1	3	8-2	-
1934	Harry Mehre	3-2	5	7-3	-
1935	Harry Mehre	2-4	11	6-4	-
1936	Harry Mehre	3-3	6	5-4-1	-
1937	Harry Mehre	1-2-2	10	6-3-2	-
1938	Joel Hunt	1-2-1	9	5-4-1	-
1939	Wally Butts	1-3	9	5-6	-
1940	Wally Butts	2-3-1	7	5-4-1	-
1941	Wally Butts	3-1-1	4	9-1-1	Orange
1942	Wally Butts	6-1	1	11-1	Rose
1943	Wally Butts	0-3	4t	6-4	-
1944	Wally Butts	4-2	3	7-3	-
1945	Wally Butts	4-2	4	9-2	Oil
1946	Wally Butts	5-0	1t	11-0	Sugar
1947	Wally Butts	3-3	4t	7-4-1	Gator
1948	Wally Butts	6-0	1	9-2	Orange
1949	Wally Butts	1-4-1	10t	4-6-1	-
1950	Wally Butts	3-2-1	6	6-2-3	Presidential
1951	Wally Butts	2-4	9t	5-5	-
1952	Wally Butts	4-3	5	7-4	-
1953	Wally Butts	1-5	10t	3-7	-
1954	Wally Butts	3-2-1	5	6-3-1	-
1955	Wally Butts	2-5	11	4-6	-
1956	Wally Butts	1-6	12	3-6-1	-
1957	Wally Butts	3-4	9	3-7	-
1958	Wally Butts	2-4	10	4-6	-
1959	Wally Butts	7-0	1	10-1	Orange
1960	Wally Butts	4-3	6	6-4	-
1961	Johnny Griffith	2-5	9	3-7	-
1962	Johnny Griffith	2-3-1	7t	3-4-3	-
1963	Johnny Griffith	2-4	9	4-5-1	-
1964	Vince Dooley	4-2	2t	7-3-1	Sun
1965	Vince Dooley	3-3	6t	6-4	-
1966	Vince Dooley	6-0	1t	10-1	Cotton
1967	Vince Dooley	4-2	3t	7-4	Liberty
1968	Vince Dooley	5-0-1	1	8-1-2	Sugar
1969	Vince Dooley	2-3-1	6	5-5-1	Sun
1970	Vince Dooley	3-3	5t	5-5	-
1971	Vince Dooley	5-1	2t	11-1	Gator
1972	Vince Dooley	4-3	5	7-4	-
1973	Vince Dooley	3-4	5t	7-4-1	Peach
1974	Vince Dooley	4-2	2t	6-6	Tangerine
1975	Vince Dooley	5-1	2t	9-3	Cotton
1976	Vince Dooley	5-1	1t	10-2	Sugar
1977	Vince Dooley	2-4	7	5-6	-
1978	Vince Dooley	5-0-1	2	9-2-1	Bluebonnet
1979	Vince Dooley	5-1	2	6-5	-
1980	Vince Dooley	6-0	1	12-0	Sugar
1981	Vince Dooley	6-0	1t	10-2	Sugar

Year	Coach	SEC			
		Finish	Overall	Bowls	
1982	Vince Dooley	6-0	1	11-1	Sugar
1983	Vince Dooley	5-1	2	10-1-1	Cotton
1984	Vince Dooley	4-2	3t	7-4-1	Citrus
1985	Vince Dooley	3-2-1	4	7-3-2	Sun
1986	Vince Dooley	4-2	2t	8-4	Hall of Fame
1987	Vince Dooley	4-2	4t	8-4	Liberty
1988	Vince Dooley	5-2	3	9-3	Gator
1989	Ray Goff	4-3	4t	6-6	Peach
1990	Ray Goff	2-5	6t	4-7	-
1991	Ray Goff	4-3	4t	9-3	Independence
1992	Ray Goff	6-2	T1-E	10-2	Citrus
1993	Ray Goff	2-6	4-E	5-6	-
1994	Ray Goff	3-4-1	4-E	6-4-1	-
1995	Ray Goff	3-5	3-E	6-6	Peach
1996	Jim Donnan	3-5	4-E	5-6	-
1997	Jim Donnan	6-2	2-E	10-2	Outback
1998	Jim Donnan	6-2	3-E	9-3	Peach
1999	Jim Donnan	5-3	3-E	8-4	Outback
2000	Jim Donnan	5-3	T2-E	8-4	Oahu
2001	Mark Richt	5-3	T3-E	8-4	Music City
2002	Mark Richt	7-1	1-E	13-1	Sugar
2003	Mark Richt	6-2	T1-E	11-3	Capital One
2004	Mark Richt	6-2	2-E	10-2	Outback
2005	Mark Richt	6-2	1-E	10-3	Sugar
2006	Mark Richt	4-4	T3-E	9-4	Chick-fil-A
2007	Mark Richt	6-2	T1-E	11-2	Sugar
2008	Mark Richt	6-2	2-E	10-3	Capital One
2009	Mark Richt	4-4	T2-E	8-5	Independence
2010	Mark Richt	3-5	T3-E	6-7	Liberty
2011	Mark Richt	7-1	1-E	10-4	Outback
2012	Mark Richt	7-1	1-E	12-2	Capital One
2013	Mark Richt	5-3	3-E	8-5	Gator
2014	Mark Richt	6-2	2-E	10-3	Belk

BOWL RESULTS (28-19-3)

Bowl	Opponent	Result	Date
Orange	Texas Christian	W 40-26	1-1-42
Rose	UCLA	W 9-0	1-1-43
Oil	Tulsa	W 20-6	1-1-46
Sugar	North Carolina	W 20-10	1-1-47
Gator	Maryland	T 20-20	1-1-48
Orange	Texas	L 28-41	1-1-49
Presidential	Texas A&M	L 20-40	12-9-50
Orange	Missouri	W 14-0	1-1-60
Sun	Texas Tech	W 7-0	12-26-64
Cotton	Southern Methodist	W 24-9	12-31-66
Liberty	North Carolina State	L 7-14	12-16-67
Sugar	Arkansas	L 2-16	1-1-69
Sun	Nebraska	L 6-45	12-20-69
Gator	North Carolina	W 7-3	12-31-71
Peach	Maryland	W 17-16	12-28-73
Tangerine	Miami-Ohio	L 10-21	12-20-74
Cotton	Arkansas	L 10-31	1-1-76
Sugar	Pittsburgh	L 3-27	1-1-77
Bluebonnet	Stanford	L 22-25	12-31-78
Sugar	Notre Dame	W 17-10	1-1-81
Sugar	Pittsburgh	L 20-24	1-1-82
Sugar	Penn State	L 23-27	1-1-83
Cotton	Texas	W 10-9	1-2-84
Citrus	Florida State	T 17-17	12-22-84
Sun	Arizona	T 13-13	12-28-85
Hall of Fame	Boston College	L 24-27	12-23-86
Liberty	Arkansas	W 20-17	12-29-87
Gator	Michigan State	W 34-27	1-1-89
Peach	Syracuse	L 18-19	12-30-89
Independence	Arkansas	W 24-15	12-29-92
Citrus	Ohio State	W 21-14	1-1-93
Peach	Virginia	L 27-34	12-30-95
Outback	Wisconsin	W 33-6	1-1-98
Peach	Virginia	W 35-33	12-31-98
Outback	Purdue	W 28-25 OT	1-1-00
Oahu	Virginia	W 37-14	12-24-00
Music City	Boston College	L 16-20	12-28-01
Sugar	Florida State	W 26-13	1-1-03
Capital One	Purdue	W 34-27 OT	1-1-04
Outback	Wisconsin	W 24-21	1-1-05
Sugar	West Virginia	L 35-38	1-2-06
Chick-fil-A	Virginia Tech	W 31-24	12-30-06
Sugar	Hawai'i	W 41-10	1-1-08
Capital One	Michigan State	W 24-12	1-1-09
Independence	Texas A&M	W 44-20	12-28-09
Liberty	Central Florida	L 6-10	12-31-10
Outback	Michigan State	L 30-33 (3OT)	1-2-12
Capital One	Nebraska	W 45-31	1-1-13
Gator	Nebraska	L 19-24	1-1-14
Belk	Louisville	W 37-14	12-30-14



KENTUCKY

ALABAMA • ARKANSAS • AUBURN • FLORIDA • GEORGIA • KENTUCKY • LSU • OLE MISS



2015 SCHEDULE

Sept. 5	UL LAFAYETTE (7:00 ET – ESPNU)	First Meeting
Sept. 12	at South Carolina* (7:30 ET – SECN)	SC leads 17-8-1
Sept. 19	FLORIDA* (7:30 ET – SECN)	UF leads 48-17
Sept. 26	MISSOURI*	MU leads 3-2
Oct. 3	EASTERN KENTUCKY	UK leads 3-0
Oct. 15	AUBURN* (7:00 ET – ESPN)	AU leads 25-6-1
Oct. 24	at Mississippi State*	Series Tied 21-21
Oct. 31	TENNESSEE	UT leads 77-24-9
Nov. 7	at Georgia*	UG leads 54-12-2
Nov. 14	at Vanderbilt*	UK leads 42-41-4
Nov. 21	CHARLOTTE	First Meeting
Nov. 28	LOUISVILLE	UK leads 14-13

*SEC Game

University of Kentucky Wildcat Quick Facts

LOCATION: Lexington, Kentucky

FOUNDED: 1865

ENROLLMENT: 30,000

NICKNAME: Wildcats

COLORS: Blue (PMS 286) and White

STADIUM: Commonwealth (61,000)

PLAYING SURFACE: Synthetic/UBU
Speed Series

FIRST GAME: Sept. 15, 1973 –
Kentucky 31, Virginia Tech 26

HOME RECORD: 143-123-4 (.537)

HOME ATTENDANCE: 403,002
(57,571 avg./91.38% Capacity)

ALL-TIME RECORD: 587-599-44
(.495/1,230 games)

2014 RECORD: 5-7 (5-2 H, 0-5 A,
0-0 N, 2-4 vs. Eastern Division)

2014 SEC RECORD/FINISH:
2-6/6th SEC East

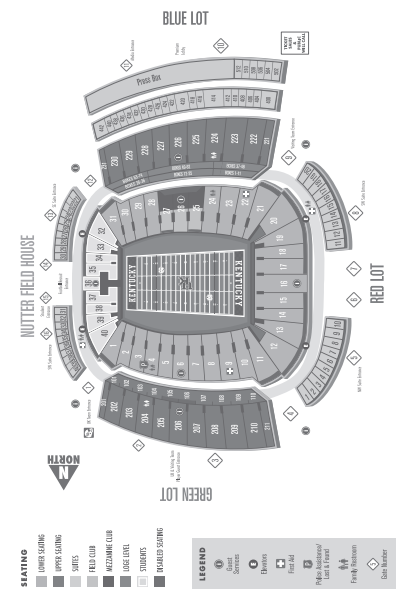
SEC CHAMPIONSHIPS: 2 (1950,
76t)

BOWL: N/A

BOWL APPEARANCES: 15

BOWL RECORD: 8-7 (.533)

LAST BOWL APPEARANCE: BBVA
Compass Bowl, Birmingham, Ala.
(lost to Pittsburgh, 10-27, Jan. 8,
2011)



DR. ELI CAPILOUTO
President
(Alabama, '71)



JOSEPH L. FINK III
Faculty Representative
(Philadelphia College of
Pharmacy & Science, '70)



MITCH BARNHART
Athletics Director
(Ottawa, '81)



MARK STOOPS
Head Football Coach
(Iowa, '89)

MARK STOOPS



ALMA MATER: Iowa (1989)

PLAYING CAREER: Defensive back at the University of Iowa, 1985-89

PLAYING ACCOMPLISHMENTS: Participated in four bowl games

COACHING EXPERIENCE: Iowa, graduate assistant, 1990-91; Nordon High School, defensive backs, 1992-95; South Florida, defensive backs, 1996; Wyoming, defensive backs, 1997-99; Houston, co-defensive coordinator, safeties, 2000; Miami (Fla.), defensive backs 2001-03; Arizona, defensive coordinator, defensive backs, 2004-09; Florida State, defensive coordinator, defensive backs, 2010-12; Kentucky, head coach, 2013-present

COACHING ACCOMPLISHMENTS: Participated in 10 bowl games as a coach -- two Rose, two Orange, two Holiday, Fiesta, Las Vegas, Chick-fil-A, Champs Sports; won national championship for 2001 season at Miami

WIFE: Chantel

CHILDREN: Will, Zack

YEAR-BY-YEAR

Year	School	Conf.	Pct.	All	Pct.	Bowl
2013	Kentucky	0-8	.000	2-10	.167	
2014	Kentucky	2-6	.025	5-7	.417	
TOTALS		2-14	.125	7-17	.292	2 Years
BOWL RECORD:		N/A				

ASSISTANT COACHES

DERRICK ANSLEY (Troy, 2005) Defensive Backs – 3rd Year

JIMMY BRUMBAUGH (Auburn, 2000) Defensive Line – 3rd Year

ANDY BUH (Nevada, 1995) Outside Linebackers – 1st Year

SHANNON DAWSON (Wingate, 2001) Offensive Coordinator, Quarterbacks – 1st Year

D.J. ELIOT (Wyoming, 1999) Defensive Coordinator, Inside Linebackers – 3rd Year

TOMMY MAINORD (Tarleton State, 2000) Wide Receivers – 3rd Year

VINCE MARROW (Toledo, 1992) Tight Ends, Recruiting Coordinator – 3rd Year

JOHN SCHLARMAN (Kentucky, 1997) Offensive Line – 3rd Year

CHAD SCOTT (North Carolina, 2005) Running Backs – 3rd Year

SUPPORT STAFF

MARC HILL (Iowa Wesleyan, 1993) Executive Associate Director of Athletics

ERIK KOREM (Texas A&M, 2003) High Performance Coach

COREY EDMOND (N.C. State, 2003) Strength and Conditioning Coach

CHRIS RONALD (Brock, 2007) Director of Sports Science

FRANK BUFFANO (Arizona, 2006) Director of Football Operations

DAN BEREZOWITZ (Wisconsin-Whitewater, 1994) Director of Recruiting Operations

JOSH PRUITT (Troy, 2006) Director of Player Development

JIM MADALENO (Michigan State, 1980) Head Athletic Trainer

TOM KALINOWSKI (Kentucky, 1978) Equipment Manager



KENTUCKY

ALABAMA • ARKANSAS • AUBURN • FLORIDA • GEORGIA • KENTUCKY • LSU • OLE MISS

RETURNING OFFENSIVE STARTERS

No.	Name	POS	CLASS	HT	WT	EXP	Hometown/Last School
70	Jordan Swindle	OT	SR	6-7	309	3L	St. Johns, Fla./Creekside
75	Zach West	OG	SR	6-4	305	3L	Lexington, Ky./Lexington Christian Academy
72	Jon Toth	C	JR	6-5	310	2L	Indianapolis, Ind./Brebeuf Jesuit
69	Ramsey Meyers	OG	SO	6-4	320	1L	Orange Park, Fla./Ridgeview
14	Patrick Towles	QB	JR	6-5	240	2L	Ft. Thomas, Ky./Highlands
1	Ryan Timmons	WR	JR	5-10	192	2L	Frankfort, Ky./Franklin County
87	Joey Herrick	WR	SR	6-1	203	2L	Dripping Springs, Texas/Kilgore College

RETURNING DEFENSIVE STARTERS

No.	Name	POS	CLASS	HT	WT	EXP	Hometown/Last School
90	Melvin Lewis	DT	SR	6-4	332	1L	Compton, Calif./Fullerton College
6	Jason Hatcher	DE/LB	JR	6-3	252	2L	Louisville, Ky./Trinity
22	Khalid Henderson	LB	SR	6-1	235	3L	Mableton, Ga./Pebblebrook
45	Josh Forrest	LB	SR	6-3	255	3L	Paducah, Ky./Tilghman
16	Cody Quinn	CB	SR	5-10	180	3L	Middletown, Ohio/Middletown
3	Fred Tiller	CB	SR	6-0	180	3L	Homerville, Ga./Clinch County
1	A.J. Stamps	S	SR	6-0	205	1L	Vicksburg, Miss./East Mississippi Comm. College

STARTERS LOST

Name	POS	CLASS	HT	WT
Darrian Miller	OT	SR	6-5	292
Javess Blue	WR	SR	6-0	191
Demarco Robinson	WR	SR	5-10	158
Braylon Heard	RB	JR	5-11	189
Bud Dupree	DE	SR	6-4	264
Mike Douglas	DT	SR	6-4	288
Za'Darius Smith	DE	SR	6-6	263
Ashely Lowery	S	SR	6-1	220

RETURNING STATISTICAL LEADERS

RUSHING:	ATT	YARDS	AVG	TDS
Stanley "Boom" Williams	74	486	6.6	5

PASSING:	ATT	COMP	INT	TDS	YARDS	PCT
Patrick Towles	225	393	9	14	2718	57.3

RECEIVING:	REC	YARDS	AVG	AVG/GAME	TDS
Ryan Timmons	45	536	11.9	44.7	2

TACKLES:	TOTAL	SOLO	ASST	INT	SACKS	TFL (YDS)
Josh Forrest	110	63	47	2	1	8(27)

2014 RESULTS

5-7 Overall • 2-6 SEC

Home: 5-2 Away: 0-5 Neutral: 0-0 vs. Division: 2-4 vs. Top 25: 0-3

Aug. 30	UT MARTIN	50,398	W	59-14
Sept. 6	OHIO	51,910	W	20-3
Sept. 13	at Florida* (rv/rv)	88,334	L	30-36 [3 OT]
Sept. 27	VANDERBILT*	56,940	W	17-7
Oct. 4	SOUTH CAROLINA* (rv/rv)	62,135	W	45-38
Oct. 11 [rv/rv]	LA MONROE	56,676	W	48-14
Oct. 18 [rv/rv]	at LSU* (rv/rv)	101,581	L	3-41
Oct. 25	MISSISSIPPI STATE* (1/1)	64,791	L	31-45
Nov. 1	at Missouri* (rv/rv)	62,004	L	10-20
Nov. 8	GEORGIA* (17/17)	60,152	L	31-63
Nov. 15	at Tennessee*	102,455	L	16-50
Nov. 29	at Louisville (24/23)	55,118	L	40-44

[AP/Coaches] – Denotes team ranking at the time of the game; (AP/Coaches) – Denotes opponent ranking at the time of the game

KENTUCKY Team Information

BASIC OFFENSE: Spread
BASIC DEFENSE: 4-3, 3-4

LETTERMEN RETURNING: 45

OFFENSE: 21
DEFENSE: 21
SPECIALTY: 3

LETTERMEN LOST: 25

OFFENSE: 13
DEFENSE: 11
SPECIALTY: 1

STARTERS RETURNING: 16

OFFENSE: 7
DEFENSE: 7
SPECIALTY: 2

STARTERS LOST: 8

OFFENSE: 4
DEFENSE: 4
SPECIALTY: 0

NOTE: Specialists include punter and place-kicker only.

ALL-STAR CANDIDATES

Josh FORREST

Senior • Linebacker • 6-3 • 255 • Paducah, Ky.



- Forrest, who was named third-team All-SEC last season, led the Wildcats in tackles last year with 110, adding eight tackles for loss, one sack, two interceptions, two pass breakups, two quarterback hurries and one fumble forced.
- Forrest ranked fourth in the conference in total tackles and 36th nationally, while sitting second in the league in solo tackles. The season was a breakout year for Forrest, who entered 2014 with 29 career tackles, 1.5 tackles for loss and zero sacks.

A.J. STAMPS

Senior • Safety • 6-0 • 205 • Vicksburg, Miss.



- Stamps moved from cornerback to safety last spring and the central position enabled him to stay around the ball and he responded by leading the team with four interceptions, while his 103 interception return yards were the most for a Wildcat in one season since 1981.
- Started all 12 games last season at safety, including the season opener vs. UT Martin, where he made a spectacular one-handed interception that was on ESPN's Top 10 Plays of the Day. He also had a fourth-quarter interception against Vanderbilt that helped clinch the Wildcats' victory over the Commodores.

Jon TOTH

Junior • Center • 6-5 • 310 • Indianapolis, Ind.



- Toth is one of four returning starters on the offensive line and will enter his junior campaign with 23 consecutive starts under his belt.
- Last season he started all 12 games and was named the SEC Offensive Lineman of the Week in the season-opening win over UT Martin as he helped the Wildcats roll up 59 points and 656 yards. The 656 yards were the fourth-highest single-game mark in school history. With Toth's help, UK improved from 20 points per game in 2013 to 29 points per game in 2014.

Jordan SWINDLE

Senior • Off. Tackle • 6-7 • 309 • St. Johns, Fla.



- Two-year returning starter at right tackle and is expected to start at left tackle this fall after the departure of Darrian Miller, a position he has played when Miller was out.
- Swindle has played in 35 career games with 24 starts with the UK offense improving during his two years as a starter to 18 points per game to 20 points per game and 29 points per game last season.
- With the help of his blocking, Kentucky had five players rush for at least 300 yards last season, the first time that has happened at Kentucky since 1977.



KENTUCKY

ALABAMA • ARKANSAS • AUBURN • FLORIDA • GEORGIA • KENTUCKY • LSU • OLE MISS

2015 ALPHABETICAL ROSTER

No.	Name	POS	HT	WT	CL-EXP	Hometown
	Josh Allen	LB	6-5	210	Fr-HS	Montclair, N.J.
64	George Asafo-Adjei	OT	6-5	325	Fr-HS	West Chester, Ohio
13	Jeff Badet	WR	6-0	182	So-1L	Orlando, Fla.
	Derrick Baity	DB	6-3	180	Fr-HS	Tampa, Fla.
2	Dorian Baker	WR	6-3	208	So-1L	Cleveland Heights, Ohio
7*	Drew Barker	QB	6-3	225	Fr-RS	Burlington, Ky.
55	David Baumer	OG	6-5	307	Fr-RS	Cincinnati, Ohio
	Kei Beckham	DB	5-11	170	Fr-HS	Trotwood, Ohio
	Alvonte Bell	DE	6-5	260	Jr-JC	Miramar, Fla.
7*	Daron Blaylock	LB	6-1	226	Sr-3L	Marietta, Ga.
17*	Zack Blaylock	S	6-0	193	Jr-1L	Marietta, Ga.
43	Logan Blue	LB/LS	6-4	246	Fr-RS	Owensboro, Ky.
6*	Blake Bone	WR	6-5	208	So-1L	Woodruff, S.C.
31	David Bouvier	WR	5-9	163	Fr-RS	Lexington, Ky.
	Eli Brown	LB	6-2	208	Fr-HS	Bowling Green, Ky.
95	Miles Butler	K	5-9	171	Fr-RS	Paducah, Ky.
48	Will Thomas Collins	FB	5-11	238	Jr-Sq	Jackson, Ky.
15*	C.J. Conrad	TE	6-5	245	Fr-HS	LaGrange, Ohio
20*	Kengera Daniel	DE	6-5	260	Fr-HS	Raleigh, N.C.
98	Tymere Dubose	DT	6-5	315	Fr-RS	Youngstown, Ohio
27	Mike Edwards	S	6-0	200	Fr-RS	Cincinnati, Ohio
69*	Matt Elam	DT	6-7	360	So-1L	Elizabethtown, Ky.
18*	Glenn Faulkner	S	6-2	208	Sr-3L	East St. Louis, Ill.
30	Rhomel Fields	S	6-2	191	Fr-RS	Chicago, Ill.
49	Tanner Fink	TE/FB	6-2	233	Jr-Sq	Louisville, Ky.
40	Nico Firiros	LB	6-2	230	Fr-RS	Longwood, Fla.
33	Ryan Flannigan	LB	6-2	225	Sr-1L	Missouri City, Texas
83	Cameron Fogle	WR	5-11	203	So-Sq	Hebron, Ky.
45	Josh Forrest	LB	6-3	255	Sr-3L	Paducah, Ky.
9*	Landon Foster	P	6-1	178	Sr-3L	Franklin, Tenn.
	Therrell Gosier	WR	6-6	210	Fr-HS	Pompano Beach, Fla.
62	Dylan Greenberg	C	6-2	308	So-Sq	Tucson, Ariz.
	Jabari Greenwood	WR	6-3	195	Fr-HS	Washington, D.C.
11	J.D. Harmon	CB	6-2	197	Jr-2L	Paducah, Ky.
85	Greg Hart	TE	6-5	240	So-Tr	Dayton, Ohio
6*	Jason Hatcher	DE/LB	6-3	252	Jr-2L	Louisville, Ky.
68	Nick Haynes	OG	6-3	308	So-1L	Niceville, Fla.
22	Khalid Henderson	LB	6-1	235	Sr-3L	Mableton, Ga.
14*	Dorian Hendrix	LB	6-0	232	Fr-RS	Huber Heights, Ohio
87	Joey Herrick	WR	6-1	203	Sr-2L	Dripping Springs, Texas
4	Mikel Horton	RB	6-1	226	So-1L	West Chester, Ohio
91	Farrington Huguenin	DE	6-4	282	Sr-3L	Columbia, S.C.
66	Jacob Hyde	DT/FB	6-2	320	So-Sq	Manchester, Ky.
19	Jaleel Hytchye	CB	5-10	175	Jr-1L	Cincinnati, Ohio
	Will Jackson	DB	6-3	200	Fr-HS	Washington, D.C.
67*	Cory "C.J." Johnson	DT	6-3	300	Sr-1L	Columbia, S.C.
9*	Garrett Johnson	WR	5-11	182	So-1L	Winter Garden, Fla.
47	Jabari Johnson	DE/LB	6-1	272	Sr-2L	Stone Mountain, Ga.
34	Jordan Jones	LB	6-2	215	Fr-HS	Youngstown, Ohio
3*	Jojo Kemp	RB	5-10	200	Jr-2L	DeLand, Fla.
20*	Ryan Kendall	WR	5-10	193	Fr-RS	Charlotte, N.C.

No.	Name	POS	HT	WT	CL-EXP	Hometown
	Sihem King	RB	5-9	172	Fr-HS	Colquitt, Ga.
93	Bryan Kirshe	P	6-0	150	Fr-RS	Sarasota, Fla.
67*	Jarrett LaRubbio	OG	6-6	297	Fr-RS	Middletown, Ohio
90	Melvin Lewis	DT	6-4	332	Sr-1L	Compton, Calif.
	Levon Livingston	OL	6-7	250	Fr-HS	Washington, D.C.
86	Darryl Long	TE	6-4	246	Fr-RS	Westerville, Ohio
51	Courtney Love	LB	6-2	245	So-Tr	Youngstown, Ohio
99*	Austin MacGinnis	K	5-10	175	So-1L	Wedowee, Ala.
32	William Mahone	RB	5-9	190	So-Sq	Cincinnati, Ohio
59	Kelly Mason	LS	6-3	235	Sr-3L	Rockton, Ill.
24	Blake McClain	CB	5-11	195	Jr-2L	Winter Park, Fla.
15*	Marcus McWilson	S	6-0	208	Jr-2L	Youngstown, Ohio
73	Kyle Meadows	OT	6-5	298	So-1L	West Chester, Ohio
96	Regie Meant	DT	6-4	302	So-1L	Cape Coral, Fla.
69*	Ramsey Meyers	OG	6-4	320	So-1L	Orange Park, Fla.
99*	Adrian Middleton	DT	6-3	295	Fr-RS	Bowling Green, Ky.
	Courtney Miggins	DT	6-5	285	Jr-JC	Lithonia, Ga.
17*	Alexander Montgomery	WR	6-2	210	So-1L	Weston, Fla.
74	Cole Mosier	OG	6-6	335	So-1L	Walton, Ky.
57	Zach Myers	C	6-3	300	Jr-Sq	Miamisburg, Ohio
12	Reese Phillips	QB	6-2	225	So-1L	Signal Mountain, Tenn.
	Javon Provitt	DT	6-3	305	Fr-HS	Warren, Ohio
16	Cody Quinn	CB	5-10	180	Sr-3L	Middletown, Ohio
5	Kendall Randolph	CB	6-0	180	So-1L	Tallahassee, Fla.
78*	Nick Richardson	OT	6-4	285	Fr-RS	Westerville, Ohio
	Tavin Richardson	WR	6-3	218	Fr-HS	Duncan, S.C.
10	Thaddeus Snodgrass	WR	6-1	190	Fr-RS	Springfield, Ohio
65	Jervontius Stallings	C	6-3	335	Fr-RS	Hoover, Ala.
1*	A.J. Stamps	S	6-0	205	Sr-1L	Vicksburg, Miss.
	Logan Stenberg	OL	6-6	330	Fr-HS	Madison, Ala.
44	Max Strong	K	5-11	181	Jr-Sq	Louisville, Ky.
70	Jordan Swindle	OT	6-7	309	Sr-3L	St. Johns, Fla.
	Calvin Taylor Jr.	OL	6-9	295	Fr-HS	Augusta, Ga.
3*	Fred Tiller	CB	6-0	180	Sr-3L	Homerville, Ga.
1*	Ryan Timmons	WR	5-10	192	Jr-2L	Frankfort, Ky.
72	Jon Toth	C	6-5	310	Jr-2L	Indianapolis, Ind.
14*	Patrick Towles	QB	6-5	240	Jr-2L	Ft. Thomas, Ky.
23	Jared Tucker	CB	5-11	175	Fr-RS	Stone Mountain, Ga.
88	Charles Walker	WR	5-11	203	So-1L	Louisville, Ky.
8	Kobie Walker	LB	6-3	210	Fr-RS	Baltimore, Md.
	Marcus Walker	DB	6-1	185	Fr-HS	Lake Wales, Fla.
35	Denzil Ware	DE/LB	6-2	255	Fr-RS	Crestview, Fla.
25	Darius West	S	6-0	206	Fr-RS	Lima, Ohio
75	Zach West	OG	6-4	305	Sr-3L	Lexington, Ky.
18*	Stanley "Boom" Williams	RB	5-9	196	So-1L	Monroe, Ga.
	Chris Westry	DB	6-4	185	Fr-HS	Orange Park, Fla.
82	T.V. Williams	WR	5-10	155	So-1L	McKinney, Texas
78*	Zane Williams	DT	6-4	285	Jr-Sq	Lexington, Ky.
	Mason Wolfe	OL	6-6	325	Fr-HS	Henderson, Ky.

NOTES: * denotes duplicate numbers

YEAR-BY-YEAR RECORDS

Year	Coach	SEC		Overall	Bowls
		SEC	Finish		
1881	Unknown			1-2	
1891	Unknown			1-1	
1892	Prof. A. M. Miller			2-4-1	
1893	John A. Thompson			5-2-1	
1894	W. P. Finney			5-2	
1895	Charles Mason			4-5	
1896	Dudley Short			3-6	
1897	Lyman B. Eaton			2-4	
1898	W. R. Bass			7-0	
1899	W. R. Bass			5-2-2	
1900	W. H. Kiler			4-6	
1901	W. H. Kiler			2-6-1	
1902	E. W. McLeod			3-5-1	
1903	C. A. Wright			7-1	
1904	F. E. Schact			9-1	
1905	F. E. Schact			6-3-1	
1906	J. White Guyn			4-3	
1907	J. White Guyn			9-1-1	
1908	J. White Guyn			4-3	
1909	E. R. Sweetland			9-1	
1910	E. R. Sweetland			7-2	
1911	P. P. Douglass			7-3	
1912	E. R. Sweetland			7-2	
1913	Alpha Brumage			6-2	
1914	Alpha Brumage			5-3	
1915	J. J. Tigert			6-1-1	
1916	J. J. Tigert			4-1-2	
1917	S. A. Boles			3-5-1	
1918	Andy Gill			2-1	
1919	Andy Gill			3-4-1	
1920	W. J. Juneau			3-4-1	
1921	W. J. Juneau			4-3-1	
1922	W. J. Juneau			6-3	
1923	J. J. Winn			4-3-2	
1924	Fred J. Murphy			4-5	
1925	Fred J. Murphy			6-3	
1926	Fred J. Murphy			2-6-1	
1927	Harry Gamage			3-6-1	
1928	Harry Gamage			4-3-1	
1929	Harry Gamage			6-1-1	
1930	Harry Gamage			5-3	
1931	Harry Gamage			5-2-2	
1932	Harry Gamage			4-5	
1933	Harry Gamage	2-3	9†	5-5	–
1934	C.A. Wynne	1-3	9	5-5	–
1935	C.A. Wynne	3-3	6†	5-4	–
1936	C.A. Wynne	1-3	10	6-4	–
1937	C.A. Wynne	0-5	11†	4-6	–
1938	A.D. Kirwan	0-4	12†	2-7	–
1939	A.D. Kirwan	2-2-1	5†	6-2-1	–
1940	A.D. Kirwan	1-2-2	9	5-3-2	–
1941	A.D. Kirwan	0-4	12	5-4	–
1942	A.D. Kirwan	0-5	11†	3-6-1	–
1943	NO TEAM	–	–	–	–
1944	A.D. Kirwan	1-5	9	3-6	–
1945	Bernie Shivley	0-5	12	2-8	–
1946	Paul "Bear" Bryant	2-3	8	7-3	–
1947	Paul "Bear" Bryant	2-3	9†	8-3	Great Lakes
1948	Paul "Bear" Bryant	1-3-1	9	5-3-2	–
1949	Paul "Bear" Bryant	4-1	2	9-3	Orange
1950	Paul "Bear" Bryant	5-1	1	11-1	Sugar
1951	Paul "Bear" Bryant	3-3	5	8-4	Cotton
1952	Paul "Bear" Bryant	1-3-2	9	5-4-2	–
1953	Paul "Bear" Bryant	4-1-1	2†	7-2-1	–
1954	Blanton Collier	5-2	3†	7-3	–
1955	Blanton Collier	3-3-1	6†	6-3-1	–
1956	Blanton Collier	4-4	6†	6-4	–
1957	Blanton Collier	1-7	12	3-7	–
1958	Blanton Collier	3-4-1	6†	5-4-1	–
1959	Blanton Collier	1-6	10	4-6	–
1960	Blanton Collier	2-4-1	9	5-4-1	–
1961	Blanton Collier	2-4	8	5-5	–
1962	Charlie Bradshaw	2-3-1	7†	3-5-2	–
1963	Charlie Bradshaw	0-5-1	11	3-6-1	–

Year	Coach	SEC		Overall	Bowls
		SEC	Finish		
1964	Charlie Bradshaw	4-2	2†	5-5	–
1965	Charlie Bradshaw	3-3	6†	6-4	–
1966	Charlie Bradshaw	2-4	7	3-6-1	–
1967	Charlie Bradshaw	1-6	8	2-8	–
1968	Charlie Bradshaw	0-7	10	3-7	–
1969	John Ray	1-6	9	2-8	–
1970	John Ray	0-7	10	2-9	–
1971	John Ray	1-6	8†	3-8	–
1972	John Ray	2-5	7†	3-8	–
1973	Fran Curci	3-4	5†	5-6	–
1974	Fran Curci	3-3	4†	6-5	–
1975	Fran Curci	0-6	9†	2-8-1	–
1976	Fran Curci	5-1	1†	9-3	Peach
1977	Fran Curci	6-0	*	10-1	–
1978	Fran Curci	2-4	7†	4-6-1	–
1979	Fran Curci	3-3	5†	5-6	–
1980	Fran Curci	1-5	8	3-8	–
1981	Fran Curci	2-4	6†	3-8	–
1982	Jerry Claiborne	0-6	9†	0-10-1	–
1983	Jerry Claiborne	2-4	7	6-5-1	Hall of Fame
1984	Jerry Claiborne	3-3	5†	9-3	Hall of Fame
1985	Jerry Claiborne	1-5	8	5-6	–
1986	Jerry Claiborne	2-4	7†	5-5-1	–
1987	Jerry Claiborne	1-5	7†	5-6	–
1988	Jerry Claiborne	2-5	8†	5-6	–
1989	Jerry Claiborne	2-5	7†	6-5	–
1990	Bill Curry	3-4	5	4-7	–
1991	Bill Curry	0-7	10	3-8	–
1992	Bill Curry	2-6	T5-E	4-7	–
1993	Bill Curry	4-4	3-E	6-6	Peach
1994	Bill Curry	0-8	6-E	1-10	–
1995	Bill Curry	2-6	5-E	4-7	–
1996	Bill Curry	3-5	T4-E	4-7	–
1997	Hal Mumme	2-6	5-E	5-6	–
1998	Hal Mumme	4-4	4-E	7-5	Outback
1999	Hal Mumme	4-4	4-E	6-6	Music City
2000	Hal Mumme	0-8	6-E	2-9	–
2001	Guy Morriss	1-7	5-E	2-9	–
2002	Guy Morriss	3-5	*	7-5	–
2003	Rich Brooks	1-7	6-E	4-8	–
2004	Rich Brooks	1-7	T5-E	2-9	–
2005	Rich Brooks	2-6	6-E	3-8	–
2006	Rich Brooks	4-4	T3-E	8-5	Music City
2007	Rich Brooks	3-5	T4-E	8-5	Music City
2008	Rich Brooks	2-6	6-E	7-6	Liberty
2009	Rich Brooks	3-5	T4-E	7-6	Music City
2010	Joker Phillips	2-6	5-E	6-7	BBVA Compass
2011	Joker Phillips	2-6	T4-E	5-7	–
2012	Joker Phillips	0-8	7-E	2-10	–
2013	Mark Stoops	0-8	7-E	2-10	–
2014	Mark Stoops	2-6	6-E	5-7	–

*did not count in standings due to NCAA probation period.

BOWL RESULTS (8-7)

Bowl	Opponent	Result	Date
Great Lakes	Villanova	W 24-14	12-6-47
Orange	Santa Clara	L 13-21	1-2-50
Sugar	Oklahoma	W 13-7	1-1-51
Cotton	Texas Christian	W 20-7	1-1-52
Peach	North Carolina	W 21-0	12-31-76
Hall of Fame	West Virginia	L 16-20	12-22-83
Hall of Fame	Wisconsin	W 20-19	12-29-84
Peach	Clemson	L 13-14	12-31-93
Outback	Penn State	L 14-26	1-1-99
Music City	Syracuse	L 13-20	12-29-99
Music City	Clemson	W 28-20	12-29-2006
Music City	Florida State	W 35-28	12-31-2007
AutoZone Liberty	East Carolina	W 25-19	1-2-2009
Music City	Clemson	L 21-13	12-27-2009
BBVA Compass	Birmingham	L 10-27	1-8-2011

2015 SCHEDULE

Sept. 5	McNEESE STATE (6:30 CT – SECNA)	LSU leads 1-0
Sept. 12	at Mississippi State* (8:15 CT – ESPN)	LSU leads 71-34-3
Sept. 19	AUBURN* (2:30 CT – CBS)	LSU leads 27-21-1
Sept. 26	at Syracuse	Tied 1-1
Oct. 3	EASTERN MICHIGAN	First meeting
Oct. 10	at South Carolina*	LSU leads 17-2-1
Oct. 17	FLORIDA*	UF leads 31-27-3
Oct. 24	WESTERN KENTUCKY	LSU leads 1-0
Nov. 7	at Alabama*	UA leads 49-25-5
Nov. 14	ARKANSAS*	LSU leads 37-21-2
Nov. 21	at Ole Miss*	LSU leads 59-40-4
Nov. 28	TEXAS A&M*	LSU leads 30-20-3

*SEC Game

Louisiana State University Tiger Quick Facts

LOCATION: Baton Rouge, Louisiana

FOUNDED: 1860

ENROLLMENT: 30,451

NICKNAME: Tigers or Fighting Tigers

COLORS: Purple (PMS 268) and Gold (PMS 124)

STADIUM: Tiger Stadium (102,321)

PLAYING SURFACE: Natural Grass

FIRST GAME: Nov. 25, 1924 – Tulane 13, LSU 0

HOME RECORD: 402-146-18 (.726)

HOME ATTENDANCE: 712,063 (101,723 avg./99.4% Capacity)

ALL-TIME RECORD: 761-401-47 (.649/1,209 games)

2014 RECORD: 8-5 (5-2 H, 2-2 A, 1-1 N, 2-4 vs. Western Division)

2014 SEC RECORD/FINISH: 4-4/ T-4th SEC West

SEC CHAMPIONSHIPS: 11 (1935, 36, 58, 61t, 70, 86, 88t, 2001, 03, 07, 11)

BOWL: Music City Bowl, Nashville, Tenn. (LSU 28, Notre Dame 31)

BOWL APPEARANCES: 46

BOWL RECORD: 23-22-1 (.511)

LAST BOWL APPEARANCE: Music City Bowl, Nashville, Tenn. (lost to Notre Dame, 28-31, Dec. 30, 2014)



DR. F. KING ALEXANDER
Chancellor
(St. Lawrence, '87)



DR. BILL DEMASTES
Faculty Representative
(California, '77)




JOE ALLEVA
Vice Chancellor/
Athletics Director
(Lehigh, '74)



LES MILES
Head Football Coach
(Michigan, '76)

LES
MILLES



YEAR-BY-YEAR

Year	School	Conf.	Pct.	All	Pct.	Bowl
2001	Oklahoma St.	2-6	.250	4-7	.364	
2002	Oklahoma St.	5-3	.625	8-5	.615	Houston
2003	Oklahoma St.	5-3	.625	9-4	.692	Cotton
2004	Oklahoma St.	4-4	.500	7-5	.583	Alamo
2005	LSU	7-1	.875	11-2	.846	Peach
2006	LSU	6-2	.750	11-2	.846	Sugar
2007	LSU	6-2	.750	12-2	.857	BCS NCG
2008	LSU	3-5	.375	8-5	.615	Chick-fil-A
2009	LSU	5-3	.625	9-4	.692	Capital One
2010	LSU	6-2	.750	11-2	.846	Cotton
2011	LSU	8-0	1.000	13-1	.929	BCS NCG
2012	LSU	6-2	.750	10-3	.769	Chick-fil-A
2013	LSU	5-3	.625	10-3	.769	Outback
2014	LSU	4-4	.500	8-5	.615	Music City
TOTALS		64-40	.615	131-50	.724	14 Years
LSU Record		48-24	.667	103-29	.780	10 Years
Oklahoma State Record		16-16	.500	28-21	.571	4 Years
BOWL RECORD:		8-5	.615			

ASSISTANT COACHES

CAM CAMERON (Indiana/1983) Offensive Coordinator/Quarterbacks – 3rd Year

KEVIN STEELE (Tennessee/1981) Defensive Coordinator – 1st Year

FRANK WILSON (Nicholls State/1997) Running Backs/Recruiting Coordinator – 6th Year

JEFF GRIMES (UTEP/1991) Offensive Line/Running Game Coordinator – 2nd Year

STEVE ENSMINGER (LSU/1982) Tight Ends – 6th Year

COREY RAYMOND (LSU/1992) Defensive Backs – 4th Year

ED ORGERON (Northwestern State/1984) Defensive Line – 1st Year

TONY BALL (UT-Chattanooga/1983) Wide Receivers – 1st Year

BRADLEY DALE PEVETO (SMU/1987) Special Teams/Linebackers – 6th Year

SUPPORT STAFF

JACK MARUCCI (West Virginia, 1986) – Head Trainer

TOMMY MOFFITT (Tennessee Tech, 1986) – Strength Coach

SAM NADER (Auburn, 1967) – Football Operations

HOMETOWN: Elyria, Ohio

ALMA MATER (YEAR): Michigan (1976)

PLAYING CAREER: Two-year letterman at Michigan (1974-75).

COACHING EXPERIENCE: Michigan 1980-81; Colorado 1982-86; Michigan 1987-94; Oklahoma State Offensive Coordinator 1995-97; Dallas Cowboys 1998-2000; Oklahoma State Head Coach 2001-04; LSU Head Coach 2005-present.

COACHING ACCOMPLISHMENTS: 2002 Big 12 Conference Coach of the Year; Has coached in 13 bowls as an assistant coach and 13 as a head coach; 2007 BCS National Championship as head coach; 2011 SEC Champions; 2011 Liberty Mutual and Home Depot National Coach of the Year.

BORN: November 10, 1953

WIFE: Kathy

CHILDREN: Smacker, Manny, Ben and Macy

RETURNING OFFENSIVE STARTERS

No.	Name	POS	CLASS	HT	WT	EXP	Hometown/Last School
74	Vadal Alexander	OG	Sr.	6-6	320	3L	Buford, Ga. (Buford HS)
83	Travin Dural	WR	Jr.	6-2	192	2L	Breaux Bridge, La. (Breaux Bridge HS)
7	Leonard Fournette	RB	So.	6-1	230	1L	New Orleans, La. (St. Augustine HS)
85	Dillon Gordon	TE	Sr.	6-4	295	3L	Edgard, La. (John Curtis HS)
65	Jerald Hawkins	OT	Jr.	6-6	309	2L	Baldwin, La. (West St. Mary HS)
10	Anthony Jennings	QB	Jr.	6-2	216	2L	Marietta, Ga. (Marietta HS)
77	Ethan Pocic	C	Jr.	6-7	301	2L	Lemont, Ill. (Lemont Township HS)
8	Trey Quinn	WR	So.	6-0	194	1L	Lake Charles, La. (Barbe HS)

RETURNING DEFENSIVE STARTERS

No.	Name	POS	CLASS	HT	WT	EXP	Hometown/Last School
52	Kendell Beckwith	LB	Jr.	6-2	245	2L	Clinton, La. (East Feliciana HS)
57	Davon Godchaux	DT	So.	6-4	298	1L	Plaquemine, La. (Plaquemine HS)
91	Christian LaCouture	DT	Jr.	6-5	300	2L	Lincoln, Neb. (Lincoln Southwest HS)
11	Lamar Louis	LB	Sr.	5-11	229	3L	Breaux Bridge, La. (Breaux Bridge HS)
28	Jalen Mills	DB	Sr.	6-0	194	3L	DeSoto, Texas (DeSoto HS)
16	Tre'Davious White	CB	Jr.	5-11	191	2L	Shreveport, La. (Green Oaks HS)

STARTERS LOST

Name	POS	CLASS	HT	WT
Kwon Alexander	LB	Jr.	6-2	227
Jalen Collins	CB	Jr.	6-2	198
La'el Collins	OT	Sr.	6-5	321
Danielle Hunter	DE	Jr.	6-6	240
Ronald Martin	S	Sr.	6-2	220
Connor Neighbors	FB	Sr.	5-11	229
Elliott Porter	C	Sr.	6-4	297
Jermauria Rasco	DE	Sr.	6-3	247

RETURNING STATISTICAL LEADERS

RUSHING:	ATT	YDS	AVG	TDS
Leonard Fournette	187	1,034	5.5	10
Darrel Williams	64	302	4.7	3
Anthony Jennings	108	292	2.7	0
Brandon Harris	26	159	6.1	3

PASSING:	ATT	COMP	INT	TDS	YARDS	PCT
Anthony Jennings	227	111	7	11	1,611	48.9
Brandon Harris	45	25	2	6	452	55.6

RECEIVING:	REC	YARDS	AVG	AVG/GAME	TDS
Travin Dural	37	758	20.5	58.3	7
Trey Quinn	17	193	11.4	14.8	0
John Diarse	15	275	18.3	21.2	3
Malachi Dupre	14	318	22.7	26.5	3
Leonard Fournette	7	121	18.1	9.8	0

TACKLES:	TOTAL	SOLO	ASST	INT	SACKS	TFL	YDS
Kendell Beckwith	77	36	41	1	2.0	7.5	26
Jamal Adams	66	38	28	0	1.0	5.0	11
Jalen Mills	62	26	36	1	0	3.0	4
Davon Godchaux	42	15	27	0	0	1.5	3
Christian LaCouture	40	7	33	0	2.5	4.0	14
Tre'Davious White	33	23	10	2	1.0	3.0	4

LSU Team Information

BASIC OFFENSE: Multiple
BASIC DEFENSE: 4-3

LETTERMEN RETURNING: 46

OFFENSE: 19
DEFENSE: 22
SPECIALTY: 5

LETTERMEN LOST: 25

OFFENSE: 16
DEFENSE: 8
SPECIALTY: 1

STARTERS RETURNING: 20

OFFENSE: 8
DEFENSE: 6
SPECIALTY: 6

STARTERS LOST: 8

OFFENSE: 5
DEFENSE: 3
SPECIALTY: 0

NOTE: Specialists include punter and place-kicker only.

2014 RESULTS

8-5 Overall • 4-4 SEC

Home: 5-2 Away: 2-2 Neutral: 1-1 vs. Division: 2-4 vs. Top 25: 2-2

Aug. 30	[13/13]	vs. Wisconsin (14/14)	71,599	W 28-24
Sept. 6	[12/12]	SAM HOUSTON STATE	100,338	W 56-0
Sept. 13	[10/9]	LOUISIANA-MONROE	101,194	W 31-0
Sept. 20	[8/8]	MISSISSIPPI STATE* (rv/rv)	102,321	L 29-34
Sept. 27	[17/18]	NEW MEXICO STATE	101,987	W 63-7
Oct. 4	[15/15]	at Auburn* (5/5)	87,451	L 7-41
Oct. 11	[rv/rv]	at Florida*	88,014	W 30-27
Oct. 18	[rv/rv]	KENTUCKY* (rv/rv)	101,581	W 41-3
Oct. 25	[24/23]	OLE MISS* (3/3)	102,321	W 10-7
Nov. 8	[14/15]	ALABAMA* (4/4)	102,321	L 13-20 OT
Nov. 15	[20/20]	at Arkansas*	70,165	L 0-17
Nov. 27	[rv/rv]	at Texas A&M* (rv/rv)	105,829	W 23-17
Dec. 30	[22/23]	Notre Dame	60,149	L 28-31

[AP/Coaches] – Denotes team ranking at the time of the game; [AP/Coaches] – Denotes opponent ranking at the time of the game

ALL-STAR CANDIDATES

Leonard FOURNETTE

Sophomore • RB • 6-1 • 230 • New Orleans, La.



- Listed as a preseason All-America candidate heading into 2015 and has been called one of the top 15 “scariest players” in college football by NFL.com
- Set an LSU record for freshman rushing with 1,034 yards and 10 TDs
- In first season at LSU, led the SEC in all-purpose yards (137.4), ranked No. 4 in the league in kickoff returns (26.0) and was sixth in rushing (79.5)

Jamal ADAMS

Sophomore • S • 6-0 • 206 • Carrollton, Texas



- 2014 Freshman All-American and All-SEC Freshman Team
- Capped freshman season with 66 tackles
- Ended season with career-high 10 tackles and 2.0 tackles for losses in Music City Bowl

Jerald HAWKINS

Junior • OT • 6-6 • 309 • Baldwin, La.



- Switched from right tackle to left tackle in 2015
- Started 25 games at right tackle in his career
- Has tremendous footwork, athletic ability, technique and wing span

Kendell BECKWITH

Junior • LB • 6-2 • 245 • Clinton, La.



- Has 88 career tackles, 8.5 tackles for a loss and 3.0 sacks in only seven career starts
- Starting middle linebacker who is a vocal leader for the defense
- Combines rare abilities and speed rarely seen in a linebacker his size

2015 ALPHABETICAL ROSTER

No.	Name	POS	HT	WT	CL-EXP	Hometown
58	Jabrail Abdul-Aziz	OL	6-2	279	So.-HS	Baton Rouge, La.
33	Jamal Adams	S	6-0	206	So.-1L	Lewisville, Texas
48	Donnie Alexander	LB	6-1	201	So.-1L	New Orleans, La.
74	Vadal Alexander	OG	6-6	320	Sr.-3L	Buford, Ga.
71	Jonah Austin	OG	6-6	330	Sr.-1L	New Orleans, La.
90	Maquedi Bain	DT	6-4	299	So.-1L	Ft. Lauderdale, Fla.
59	John Ballis	SNP	6-1	215	Jr.-Trf.	Houston, Texas
26	John Battle	S	6-1	186	So.-SQ	Hallandale, Fla.
52	Kendell Beckwith	LB	6-2	245	Jr.-2L	Clinton, La.
11	Brandon Bergeron	QB	6-2	200	Jr.-SQ	Lafayette, La.
76	Josh Boutte	OL	6-5	340	Jr.-1L	New Iberia, La.
46	Tashawn Bower	DE	6-5	237	Jr.-2L	Somerville, N.J.
39	Lenny Breda	WR	5-9	167	So.-SQ	Lake Charles, La.
4	Nick Brossette	RB	6-0	214	Fr.-HS	Baton Rouge, La.
70	George Brown Jr.	OL	6-6	283	Fr.-HS	Cincinnati, Ohio
78	Garrett Brumfield	OL	6-4	309	Fr.-RS	Baton Rouge, La.
62	Hunter Burns	LB	5-11	206	So.-SQ	Wilmer, Ala.
82	D.J. Chark	WR	6-2	184	So.-SQ	Alexandria, La.
61	Alex Cheramie	OL	6-0	280	So.-SQ	Cypress, Texas
64	William Clapp	OL	6-5	295	Fr.-RS	New Orleans, La.
98	Deondre Clark	DE	6-3	244	So.-1L	Oklahoma City, Okla.
13	Jake Clise	QB	6-2	212	So.-SQ	Baltimore, Md.
25	Jeremy Cutrer	S	6-3	162	Jr.-JC	Kentwood, La.
42	Colby Delahoussaye	PK	5-10	176	Jr.-2L	New Iberia, La.
9	John Diarse	WR	6-0	210	So.-1L	Monroe, La.
12	Micah Dickens	CB	5-9	179	So.-SQ	Dry Prong, La.
19	Derrick Dillon	WR	5-11	174	Fr.-HS	Franklinton, La.
72	Andy Dodd	OL	6-4	336	So.-1L	Lindale, Ga.
14	Trent Domingue	PK/P	6-1	170	Jr.-1L	Mandeville, La.
67	Jevonte Domond	OT	6-6	310	Jr.-SQ	Glendale, Ariz.
41	David Ducre	FB	6-0	239	Fr.-HS	Slidell, La.
15	Malachi Dupre	WR	6-3	187	So.-1L	River Ridge, La.
83	Travin Dural	WR	6-2	192	Jr.-2L	Breaux Bridge, La.
22	Ronnie Feist	LB	6-1	224	Jr.-1L	Edgard, La.
53	Blake Ferguson	SNP	6-3	215	Fr.-HS	Buford, Ga.
86	Jazz Ferguson	WR	6-5	214	Fr.-HS	St. Francisville, La.
50	Reid Ferguson	SNP	6-2	236	Sr.-3L	Buford, Ga.
27	Lanard Fournette	RB	5-10	185	Fr.-HS	New Orleans, La.
7	Leonard Fournette	RB	6-1	230	So.-1L	New Orleans, La.
39	Russell Gage	DB	6-0	180	So.-SQ	Baton Rouge, La.
33	Trey Gallman	FB	6-1	256	Fr.-RS	Prairieville, La.
36	Cameron Gamble	PK	5-11	190	So.-1L	Flower Mound, Texas
99	Greg Gilmore	DT	6-5	305	So.-SQ	Hope Mills, N.C.
57	Davon Godchaux	DT	6-4	298	So.-1L	Plaquemine, La.
85	Dillon Gordon	TE	6-4	295	Sr.-3L	Edgard, La.
31	Josh Growden	P	6-1	192	Fr.-HS	Sydney, Australia
5	Derrius Guice	RB	5-11	216	Fr.-HS	Baton Rouge, La.
96	Jordan Harper	DE	6-2	228	Jr.-SQ	New Orleans, La.
6	Brandon Harris	QB	6-3	188	So.-1L	Bossier City, La.
65	Jerald Hawkins	OT	6-6	309	Jr.-2L	Baldwin, La.
25	Reshaud Henry	RB	5-8	195	So.-SQ	Ponchatoula, La.
97	Frank Herron	DT	6-4	278	So.-SQ	Memphis, Tenn.
1	Donte Jackson	DB	5-11	168	Fr.-HS	Metairie, La.
22	Miquel James	WR	5-8	161	So.-SQ	Kentwood, La.
29	Rickey Jefferson	S	6-0	204	Jr.-2L	St. Rose, La.
10	Anthony Jennings	QB	6-2	216	Jr.-2L	Marietta, Ga.
44	Colin Jeter	TE	6-6	236	Jr.-1L	Longview, Texas

No.	Name	POS	HT	WT	CL-EXP	Hometown
3	Tyron Johnson	WR	6-2	192	Fr.-HS	New Orleans, La.
45	Deion Jones	LB	6-1	220	Sr.-3L	New Orleans, La.
38	Jamie Keehn	P	6-4	220	Sr.-3L	Queensland, Australia
49	Arden Key	DE	6-6	215	Fr.-HS	Atlanta, Ga.
16	Brad Kragthorpe	QB	5-11	200	Sr.-1L	Tulsa, Okla.
91	Christian LaCouture	DT	6-5	300	Jr.-2L	Lincoln, Neb.
55	Trey Lealaimatafao	DT	6-0	300	Fr.-RS	San Antonio, Texas
43	Tommy LeBeau	S	6-0	185	Sr.-2L	Monroe, La.
96	Conner LeBlanc	SNP/TE	6-1	214	So.-SQ	Morgan City, La.
53	Grant Leger	LB	6-2	218	Sr.-SQ	Metairie, La.
14	Caleb Lewis	QB	6-4	211	Fr.-HS	Lakeland, Fla.
17	Xavier Lewis	CB	6-0	186	Fr.-HS	LaPlace, La.
11	Lamar Louis	LB	5-11	229	Sr.-3L	Breaux Bridge, La.
73	Adrian Magee	OL	6-5	366	Fr.-HS	Franklinton, La.
63	K.J. Malone	OL	6-4	289	So.-1L	Ruston, La.
12	Justin McMillan	QB	6-1	177	Fr.-HS	Cedar Hill, Texas
62	Justin Mikush	OL	6-3	347	Fr.-RS	Tomball, Texas
28	Jalen Mills	DB	6-0	194	Sr.-3L	DeSoto, Texas
46	John David Moore	FB	6-3	229	So.-1L	Ruston, La.
43	Foster Moreau	TE	6-5	237	Fr.-HS	New Orleans, La.
47	Bry'Kiethon Mouton	TE	6-1	250	Fr.-HS	Lafayette, La.
92	Lewis Neal	DE	6-1	255	Jr.-2L	Wilson, N.C.
24	Ed Paris	DB	6-1	208	So.-1L	New Orleans, La.
93	M.J. Patterson	DE	6-3	231	So.-SQ	Winnfield, La.
21	Avery Peterson	WR	6-2	200	So.-SQ	Pompano Beach, Fla.
30	Kyle Pfau	K	5-10	191	Fr.-RS	Spring, Texas
50	Christian Pittman	LB	5-11	205	Sr.-SQ	New Orleans, La.
77	Ethan Pocic	C/OL	6-7	301	Jr.-2L	Lemont, Ill.
8	Trey Quinn	WR	6-0	194	So.-1L	Lake Charles, La.
40	Duke Riley	LB	6-1	218	Jr.-2L	Buras, La.
60	Marcus Roberts	DL	5-11	302	Jr.-RS	Baton Rouge, La.
51	Jonathan Rucker	LB	6-0	205	So.-SQ	Ponchatoula, La.
17	Tiger Scheyd	QB	6-0	179	Fr.-RS	Miramar Beach, Fla.
31	Bennett Schiro	FB	5-11	214	So.-SQ	New Orleans, La.
84	Hanner Shipley	TE	6-5	284	Fr.-HS	Meadowlakes, Texas
69	Turner Simmers	OL	6-5	257	Fr.-RS	Prairieville, La.
89	DeSean Smith	TE	6-5	242	Jr.-2L	Lake Charles, La.
87	Kevin Spears	WR	6-3	195	So.-SQ	New Orleans, La.
10	Austin Suits	S	6-1	202	So.-SQ	Baton Rouge, La.
27	Brandon Surtain	DB	5-8	177	Jr.-SQ	Baton Rouge, La.
75	Maea Teuhema	OL	6-4	323	Fr.-HS	Keller, Texas
58	Sione Teuhema	DE	6-4	232	So.-1L	Keller, Texas
45	Josh Tharp	TE/P	6-2	208	So.-SQ	Erin, Tenn.
13	Dwayne Thomas	DB	6-0	182	Jr.-2L	New Orleans, La.
95	Quentin Thomas	DT	6-4	303	Sr.-2L	Breaux Bridge, La.
23	Corey Thompson	S	6-2	218	Jr.-2L	Missouri City, Texas
2	Kevin Toliver II	CB	6-2	192	Fr.-HS	Jacksonville, Fla.
57	Cody Townsend	OL	6-2	274	Jr.-SQ	Marrero, La.
34	Jordan Triche	DB	5-9	162	Sr.-SQ	Edgard, La.
81	Tony Upchurch	FB	6-1	230	Fr.-RS	Pearland, Texas
79	Travonte Valentine	DT	6-4	350	Fr.-RS	Hialeah, Fla.
68	Chidi Valentine-Okeke	OL	6-6	315	Fr.-HS	Decatur, Ga.
35	Devin Voorhies	LB	6-2	208	So.-1L	Woodville, Miss.
94	Isaiah Washington	DE	6-4	225	Fr.-HS	New Orleans, La.
88	Jacory Washington	TE	6-5	221	Fr.-RS	Westlake, La.
66	Toby Weathersby	OL	6-5	303	Fr.-HS	Houston, Texas
16	Tre'Davious White	DB	5-11	191	Jr.-2L	Shreveport, La.
34	Darrel Williams	RB	6-0	230	So.-1L	Marrero, La.
14	Lionel Williams	S	6-2	205	So.-SQ	Chesterfield, Va.

YEAR-BY-YEAR RECORDS

Year	Coach	SEC		Overall	Bowls
		SEC	Finish		
1893	C.E. Coates			0-1	
1894	A.P. Simmons			2-1	
1895	A.P. Simmons			3-0	
1896	A.W. Jeardeau			6-0	
1897	A.W. Jeardeau			1-1	
1898	E.A. Chavanne			1-0	
1899	J.P. Gregg			1-4	
1900	E.A. Chavanne			2-2	
1901	W.S. Borland			5-1	
1902	W.S. Borland			6-1	
1903	W.S. Borland			4-5	
1904	D.A. Killian			3-4	
1905	D.A. Killian			3-0	
1906	D.A. Killian			2-2-2	
1907	Edgar R. Wingard			7-3	
1908	Edgar R. Wingard			10-0	
1909	J.G. Pritchard/J.W. Mayhew			6-2	
1910	J.W. Mayhew			1-5	
1911	J.K. Dwyer			6-3	
1912	J.K. Dwyer			4-3	
1913	J.K. Dwyer			6-1-2	
1914	E.T. McDonald			4-4-1	
1915	E.T. McDonald			6-2	
1916	E.T. McDonald/I.R. Pray/D.X. Bible			7-1-2	
1917	W. Sutton			3-5	
1918	No Games, World War I				
1919	Irving R. Pray			6-2	
1920	Branch Bocock			5-3-1	
1921	Branch Bocock			6-1-1	
1922	Irving R. Pray			3-7	
1923	Mike Donahue			3-5-1	
1924	Mike Donahue			5-4	
1925	Mike Donahue			5-3-1	
1926	Mike Donahue			6-3	
1927	Mike Donahue			4-4-1	
1928	Russ Cohen			6-2-1	
1929	Russ Cohen			6-3	
1930	Russ Cohen			6-4	
1931	Russ Cohen			5-4	
1932	Biff Jones			6-3-1	
1933	L.M. "Biff" Jones	3-0-2	2	7-0-3	-
1934	L.M. "Biff" Jones	4-2	4	7-2-2	-
1935	Bernie Moore	5-0	1	9-2	Sugar
1936	Bernie Moore	6-0	1	9-1-1	Sugar
1937	Bernie Moore	5-1	2	9-2	Sugar
1938	Bernie Moore	2-4	10	6-4	-
1939	Bernie Moore	1-5	10	4-5	-
1940	Bernie Moore	3-3	6	6-4	-
1941	Bernie Moore	2-2-2	7	4-4-2	-
1942	Bernie Moore	3-2	6	7-3	-
1943	Bernie Moore	2-2	3	6-3	Orange
1944	Bernie Moore	2-3-1	6	2-5-1	-
1945	Bernie Moore	5-2	3	7-2	-
1946	Bernie Moore	5-1	3	9-1-1	Cotton
1947	Bernie Moore	2-3-1	8	5-3-1	-
1948	Gaynell Tinsley	1-5	10†	3-7	-
1949	Gaynell Tinsley	4-2	5	8-3	Sugar
1950	Gaynell Tinsley	2-3-2	8	4-5-2	-
1951	Gaynell Tinsley	4-2-1	3†	7-3-1	-
1952	Gaynell Tinsley	2-5	10	3-7	-
1953	Gaynell Tinsley	2-3-3	8	5-3-3	-
1954	Gaynell Tinsley	2-5	9	5-6	-
1955	Paul Dietzel	2-3-1	9	3-5-2	-
1956	Paul Dietzel	1-5	11	3-7	-
1957	Paul Dietzel	4-4	7	5-5	-
1958	Paul Dietzel	6-0	1	11-0	Sugar
1959	Paul Dietzel	5-1	2†	9-2	Sugar
1960	Paul Dietzel	2-3-1	8	5-4-1	-
1961	Paul Dietzel	6-0	1†	10-1	Orange
1962	Charlie McClendon	5-1	3	9-1-1	Cotton
1963	Charlie McClendon	4-2	5	7-4	Bluebonnet
1964	Charlie McClendon	4-2-1	5	8-2-1	Sugar
1965	Charlie McClendon	3-3	6†	8-3	Cotton
1966	Charlie McClendon	3-3	6	5-4-1	-
1967	Charlie McClendon	3-2-1	6	7-3-1	Sugar
1968	Charlie McClendon	4-2	3†	8-3	Peach
1969	Charlie McClendon	4-1	2	9-1	-
1970	Charlie McClendon	5-0	1	9-3	Orange
1971	Charlie McClendon	3-2	6	9-3	Sun
1972	Charlie McClendon	4-1-1	3	9-2-1	Bluebonnet
1973	Charlie McClendon	5-1	2	9-3	Orange
1974	Charlie McClendon	2-4	9	5-5-1	-
1975	Charlie McClendon	2-4	6†	5-6	-
1976	Charlie McClendon	3-3	6†	7-3-1	-
1977	Charlie McClendon	4-2	4	8-4	Sun
1978	Charlie McClendon	3-3	4†	8-4	Liberty
1979	Charlie McClendon	4-2	3†	7-5	Tangerine
1980	Jerry Stovall	4-2	4†	7-4	-
1981	Jerry Stovall	1-4-1	8†	3-7-1	-
1982	Jerry Stovall	4-1-1	2	8-3-1	Orange

Year	Coach	SEC		Overall	Bowls
		SEC	Finish		
1983	Jerry Stovall	0-6	9†	4-7	-
1984	Bill Arnsparger	4-1-1	2	8-3-1	Sugar
1985	Bill Arnsparger	4-1-1	2†	9-2-1	Liberty
1986	Bill Arnsparger	5-1	1	9-3	Sugar
1987	Mike Archer	5-1	2	10-1-1	Gator
1988	Mike Archer	6-1	1†	8-4	Hall of Fame
1989	Mike Archer	2-5	7†	4-7	-
1990	Mike Archer	2-5	6†	5-6	-
1991	Curley Hallman	3-4	6†	5-6	-
1992	Curley Hallman	1-7	6-W	2-9	-
1993	Curley Hallman	3-5	T3-W	5-6	-
1994	Curley Hallman	3-5	3-W	4-7	-
1995	Gerry DiNardo	4-3-1	3-W	7-4-1	Independence
1996	Gerry DiNardo	6-2	T1	10-2	Peach
1997	Gerry DiNardo	6-2	T1	9-3	Independence
1998	Gerry DiNardo	2-6	5-W	4-7	-
1999	Gerry DiNardo	0-7	6-W	2-8	-
	•Hal Hunter	1-0	-	1-0	-
2000	Nick Saban	5-3	2-W	8-4	Peach
2001	Nick Saban	5-3	1	10-3	Sugar
2002	Nick Saban	5-3	T1	8-5	Cotton
2003	Nick Saban	7-1	1	13-1	Sugar
2004	Nick Saban	6-2	2-W	9-3	Capital One
2005	Les Miles	7-1	T1-W	11-2	Peach
2006	Les Miles	6-2	T2-W	11-2	Sugar
2007	Les Miles	6-2	1	12-2	BCS NCG
2008	Les Miles	3-5	3-W	8-5	Chick-Fil-A
2009	Les Miles	5-3	2-W	9-4	Capital One
2010	Les Miles	6-2	2-W	11-2	Cotton
2011	Les Miles	8-0	1	13-1	BCS NCG
2012	Les Miles	6-2	T2-W	10-3	Chick-fil-A
2013	Les Miles	5-3	3-W	10-3	Outback
2014	Les Miles	4-4	T4-W	8-5	Music City

• Interim Head Coach

BOWL RESULTS (23-22-1)

Bowl	Opponent	Result	Date
Sugar	Texas Christian	L 2-3	1-1-36
Sugar	Santa Clara	L 14-21	1-1-37
Sugar	Santa Clara	L 0-6	1-1-38
Orange	Texas A&M	W 19-14	1-1-44
Cotton	Arkansas	T 0-0	1-1-47
Sugar	Oklahoma	L 0-35	1-2-50
Sugar	Clemson	W 7-0	1-1-59
Sugar	Ole Miss	L 0-21	1-1-60
Orange	Colorado	W 25-7	1-1-62
Cotton	Texas	W 13-0	1-1-63
Bluebonnet	Baylor	L 7-14	12-21-63
Sugar	Syracuse	W 13-10	1-1-65
Cotton	Arkansas	W 14-7	1-1-66
Sugar	Wyoming	W 20-13	1-1-68
Peach	Florida State	W 31-27	12-30-68
Orange	Nebraska	L 12-17	1-1-71
Sun	Iowa State	W 33-15	12-18-71
Bluebonnet	Tennessee	L 17-24	12-30-72
Orange	Penn State	L 9-16	1-1-74
Sun	Stanford	L 14-24	12-31-77
Liberty	Missouri	L 15-20	12-23-78
Tangerine	Wake Forest	W 34-10	12-22-79
Orange	Nebraska	L 20-21	1-1-83
Sugar	Nebraska	L 10-28	1-1-85
Liberty	Baylor	L 7-21	12-27-85
Sugar	Nebraska	L 15-30	1-1-87
Gator	South Carolina	W 30-13	12-31-87
Hall of Fame	Syracuse	L 10-23	1-2-89
Independence	Michigan State	W 45-26	12-29-95
Peach	Clemson	W 10-7	12-28-96
Independence	Notre Dame	W 27-9	12-28-97
Peach	Georgia Tech	W 28-14	12-29-00
Sugar	Illinois	W 47-34	1-1-02
Cotton	Texas	L 35-20	1-1-03
Sugar	Oklahoma	W 21-14	1-4-04
Capital One	Iowa	L 25-30	1-1-05
Peach	Miami, Fla.	W 40-3	12-30-05
Sugar	Notre Dame	W 41-14	1-3-07
BCS NCG	Ohio State	W 38-24	1-7-08
Chick-fil-A	Georgia Tech	W 38-3	12-31-08
Capital One	Penn State	L 19-17	1-1-10
Cotton	Texas A&M	W 41-24	1-7-11
BCS NCG	Alabama	L 0-21	1-9-12
Chick-fil-A	Clemson	L 24-25	12-31-12
Outback	Iowa	W 21-14	1-1-14
Music City	Notre Dame	L 28-31	12-30-14



OLE MISS

ALABAMA • ARKANSAS • AUBURN • FLORIDA • GEORGIA • KENTUCKY • LSU • OLE MISS



2015 SCHEDULE

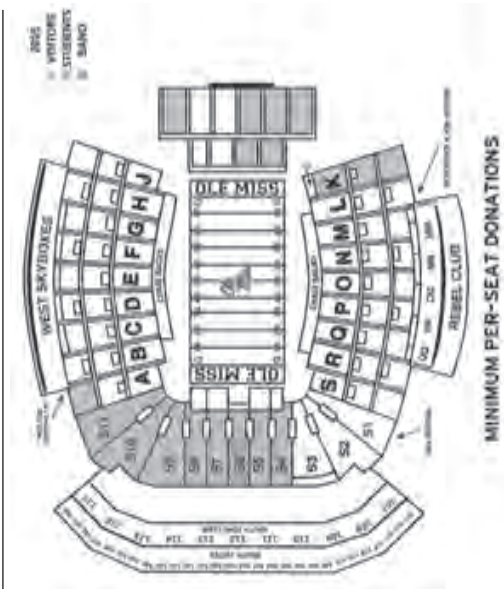
Sept. 5	UT MARTIN (11:00 AM CT – SECNA)	First Meeting
Sept. 12	FRESNO STATE (2:30 CT – ESPN2 or ESPNU)	OM leads 2-0
Sept. 19	at Alabama* (8:15 CT – ESPN)	UA leads 47-10-2
Sept. 26	VANDERBILT*	OM leads 49-38-2
Oct. 3	at Florida*	OM leads 12-10-1
Oct. 10	NEW MEXICO STATE	First Meeting
Oct. 17	at Memphis	OM leads 48-10-2
Oct. 24	TEXAS A&M*	A&M leads 6-1
Oct. 31	at Auburn*	AU leads 29-10
Nov. 7	ARKANSAS*	ARK leads 32-28-1
Nov. 21	LSU*	LSU leads 59-40-4
Nov. 28	at Mississippi State*	OM leads 62-43-6

*SEC Game

University of Mississippi Rebels Quick Facts

LOCATION: Oxford, Mississippi
FOUNDED: November 6, 1848
ENROLLMENT: 23,096
NICKNAME: Rebels
COLORS: Cardinal Red (PMS 186) and Navy Blue (PMS 2767)
STADIUM: Vaught-Hemingway (59,347 in 2015 only)
PLAYING SURFACE: FieldTurf
FIRST GAME: Oct. 1, 1915 – Arkansas Aggies 10, Ole Miss 0
HOME RECORD: 241-90-8 (.723)
HOME ATTENDANCE: 430,829 (61,547 avg./101.60% Capacity)

ALL-TIME RECORD: 645-501-35 (.561/1,181 games)
2014 RECORD: 9-4 (6-1 H, 2-2 A, 1-1 N, 3-3 vs. Western Division)
2014 SEC RECORD/FINISH: 5-3/3rd SEC West
SEC CHAMPIONSHIPS: 6 (1947, 54, 55, 60, 62, 63)
BOWL: Chick-fil-A Peach Bowl, Atlanta, Ga. (Ole Miss 3, TCU 42)
BOWL APPEARANCES: 36
BOWL RECORD: 23-13 (.639)
LAST BOWL APPEARANCE: Chick-fil-A Peach Bowl, Atlanta, Ga. (lost to TCU, 3-42, Dec. 31, 2014)



DR. MORRIS H. STOCKS
Interim Chancellor
(Trevecca Nazarene, '77)



RON RYCHLAK
Faculty Representative
(Wabash College, '80)



ROSS BJORK
Athletics Director
(Emporia State, '95)



HUGH FREEZE
Head Football Coach
(Southern Mississippi, '92)

HUGH FREEZE



HOMETOWN: Independence, Miss.

ALMA MATER (YEAR): Southern Mississippi (1992)

PLAYING CAREER: NA

COACHING EXPERIENCE: Briarcrest Christian High School (Head Coach, 1995-2004; Assistant Coach, 1992-94); Ole Miss (Assistant Coach/Recruiting Coordinator, 2006-07; Assistant Athletics Director for Football External Affairs, 2005; Head Coach 2012-Present); Lambuth (Head Coach, 2008-09); San Jose State (Assistant Coach/Offensive Coordinator, Dec. 2009 - Feb. 2010); Arkansas State (Head Coach, 2011; Offensive Coordinator, 2010)

COACHING ACHIEVEMENTS: 4-Time Associated Press HS Coach of the Year; 5-Time Region 8-AA Coach of the Year; 2009 Mid-South Conference Coach of the Year; 2009 AFCA Southeast Region Coach of the Year; 2011 Sun Belt Conference Coach of the Year; 2013 Grant Teaff FCA Coach of the Year

BORN: Sept. 27, 1969

WIFE: Jill (Vaughn)

CHILDREN: Ragan (8/27/98), Jordan (9/27/99); Madison (12/27/02)

YEAR-BY-YEAR

Year	School	Conf.	Pct.	All	Pct.	Bowl
2008	Lambuth	4-1	.800	8-4	.923	—
2009	Lambuth	6-0	1.000	12-1	1.000	—
2011	Arkansas State	8-0	1.000	10-2	.833	*GoDaddy.Com
2012	Ole Miss	3-5	.375	7-6	.538	BBVA Compass
2013	Ole Miss	3-5	.375	8-5	.615	Music City
2014	Ole Miss	5-3	.556	9-4	.692	Peach
TOTALS		29-14	.674	54-22	.711	6 Years
Ole Miss Record		11-13	.458	24-15	.615	3 Years
Lambuth Record		10-1	.909	20-5	.800	2 Years
Arkansas State Record		8-0	1.000	10-2	.833	1 Year
BOWL RECORD:		2-1	.667			

* did not coach team in bowl game

ASSISTANT COACHES

COREY BATOON (Long Beach State, 1991) Safeties/Special Teams Coord. – 1st Year

MAURICE HARRIS (Arkansas State, 1998) Tight Ends/Recruiting Coord. for Offense – 4th Year

GRANT HEARD (Ole Miss, 2001) Wide Receivers – 4th Year

JASON JONES (Alabama, 2001) Co-Defensive Coord./Cornerbacks – 3rd Year

CHRIS KIFFIN (Colorado State, 2005) Defensive Line/Recruiting Coord. for Defense – 4th Year

MATT LUKE (Ole Miss, 2000) Co-Offensive Coord./Offensive Line – 8th Year

DERRICK NIX (Southern Miss, 2002) Running Backs – 8th Year

DAN WERNER (Western Michigan, 1983) Co-Offensive Coord./Quarterbacks – 6th Year

DAVE WOMMACK (Missouri Southern, 1978) Defensive Coord./Linebackers – 4th Year

SUPPORT STAFF

BARNEY FARRAR (Delta State, 1983) Assistant Athletics Director for High School and Junior College Relations

TOM LUKE (Ole Miss, 1992) Assistant Athletics Director for Player Development

JOHN MILLER (Southern Miss, 1999) Assistant Athletics Director for Football Operations

PAUL JACKSON (Montclair State, 2006) Head Football Strength Coach

PAT JERNIGAN (Valdosta State, 1998) Head Athletic Trainer



OLE MISS

ALABAMA • ARKANSAS • AUBURN • FLORIDA • GEORGIA • KENTUCKY • LSU • OLE MISS

RETURNING OFFENSIVE STARTERS

No.	Name	POS	CLASS	HT	WT	EXP	Hometown/Last School
6	Jaylen Walton	RB	Sr.	5-8	172	3L	Memphis, Tenn./Ridgeway
1	Laquon Treadwell	WR	Jr.	6-2	210	2L	Crete, Ill./Crete-Monee
88	Cody Core	WR	Sr.	6-3	205	3L	Auburn, Ala./Auburn
17	Evan Ingram	TE	Jr.	6-3	227	2L	Powder Springs, Ga./Hillgrove
64	Ben Still	C	Sr.	6-3	280	3L	Memphis, Tenn./Memphis University School
68	Justin Bell	OG	Sr.	6-2	347	3L	Jackson, Miss./Callaway
72	Aaron Morris	OG	Sr.	6-5	313	4L	Jackson, Miss./Callaway
78	Laremy Tunsil	OT	Jr.	6-5	305	2L	Lake City, Fla./Columbia
74	Fahn Cooper	OT	Sr.	6-5	306	1L	Crystal Lake, Ill./College of DuPage

RETURNING DEFENSIVE STARTERS

No.	Name	POS	CLASS	HT	WT	EXP	Hometown/Last School
90	Fadol Brown	DE	Jr.	6-4	280	1L	Charleston, S.C./FIU
5	Robert Nkemdiche	DT	Jr.	6-4	296	2L	Loganville, Ga./Grayson
94	Issac Gross	NT	Sr.	6-1	240	3L	Batesville, Miss./South Panola
10	C.J. Johnson	LB	Sr.	6-2	225	4L	Philadelphia, Miss./Philadelphia
12	Tony Conner	DB	Jr.	6-0	215	2L	Batesville, Miss./South Panola
7	Trae Elston	FS	Sr.	5-11	195	3L	Oxford, Ala./Oxford
38	Mike Hilton	ROV	Sr.	5-9	184	3L	Fayetteville, Ga./Sandy Creek

STARTERS LOST

Name	POS	CLASS	HT	WT
Bo Wallace	QB	Sr.	6-4	217
Vince Sanders	WR	Sr.	6-1	185
Serderius Bryant	LB	Sr.	5-9	220
Deterrian Shackelford	LB	Sr.	6-1	247
Cody Prewitt	FS	Sr.	6-2	217
Senquez Golson	CB	Sr.	5-9	176

RETURNING STATISTICAL LEADERS

RUSHING:						
	ATT	YARDS	AVG	TD		
Jaylen Walton	106	586	5.5	5		
Jordan Wilkins	52	361	6.9	1		
PASSING:						
	COMP	ATT	YARDS	TD/INT	PCT	EFFIC
DeVante Kincade	16	20	127	1/0	80.0	149.84
Ryan Buchanan	12	22	75	0/1	54.5	74.09
RECEIVING:						
	REC	YARDS	AVG	TD		
Laquon Treadwell	48	632	13.2	5		
Cody Core	41	558	13.6	6		
Evan Ingram	38	662	17.4	2		
Quincy Adeboyejo	26	313	12.0	2		
DEFENSE:						
	TACKLES	UT-AT	TFL	SACKS	INT	
Mike Hilton	71	48-23	4.0-15	-	3-0	
Tony Conner	69	38-31	9.0-18	1.0-5	1-0	
Trae Elston	59	35-24	3.0-11	-	1-47	
Fadol Brown	38	15-23	5.5-14	0.5-2	-	
C.J. Johnson	38	21-17	8.0-31	4.0-24	1-0	

2014 RESULTS

9-4 Overall • 5-3 SEC

Home: 6-1 Away: 2-2 Neutral: 1-1 vs. Division: 3-3 vs. Top 25: 3-3

Aug. 28	[18/19]	vs. Boise State (Atlanta, Ga.) (rv/rv)	32,823	W 35-13
Sept. 6	[15/17]	at Vanderbilt*	43,260	W 41-3
Sept. 13	[14/15]	LOUISIANA-LAFAYETTE	60,937	W 56-15
Sept. 27	[10/11]	MEMPHIS	61,291	W 24-3
Oct. 4	[11/11]	ALABAMA* (3/1)	61,826	W 23-17
Oct. 11	[3/4]	at Texas A&M* (14/14)	110,633	W 35-20
Oct. 18	[3/3]	TENNESSEE* [HC]	62,081	W 34-3
Oct. 25	[3/3]	at LSU* (24/23)	102,321	L 7-10
Nov. 1	[7/9]	AUBURN* (4/4)	62,090	L 31-35
Nov. 8	[12/13]	PRESBYTERIAN	60,546	W 48-0
Nov. 22	[8/8]	at Arkansas* (rv/rv)	64,510	L 0-30
Nov. 29	[18/19]	MISSISSIPPI STATE* (4/4)	62,058	W 31-17
Dec. 31	[9/12]	TCU (6/6)	65,706	L 3-42

[AP/Coaches] - Denotes team ranking at the time of the game; [AP/Coaches] - Denotes opponent ranking at the time of the game

OLE MISS Team Information

BASIC OFFENSE: Tempo

BASIC DEFENSE: Multiple

LETTERMEN RETURNING: 56

OFFENSE: 27

DEFENSE: 25

SPECIALTY: 4

LETTERMEN LOST: 27

OFFENSE: 11

DEFENSE: 14

SPECIALTY: 2

STARTERS RETURNING: 18

OFFENSE: 9

DEFENSE: 7

SPECIALTY: 2

STARTERS LOST: 7

OFFENSE: 2

DEFENSE: 4

SPECIALTY: 1

NOTE: Specialists include punter and place-kicker only.

ALL-STAR CANDIDATES

LAQUON TREADWELL

Junior • WR • 6-2 • 210 • Crete, Ill.



- 2014 All-SEC second team (Athlon)
- Had 100-yard receiving games vs. Boise State, Memphis and Auburn
- Ranks 13th in school history with 120 catches
- Despite missing the last four games of his sophomore season (broken leg/dislocated ankle), ranked third in SEC in catches/game (5.3) and fifth in receiving yards/game (70.2)
- 2013 SEC Freshman of the Year (Coaches)

LAREMY TUNSIL

Junior • OT • 6-5 • 305 • Lake City, Fla.



- 2014 All-America second team (College Sports Madness, Sports on Earth)
- 2014 All-SEC first team (AP, Athlon, CSM)
- Two-time All-SEC selection
- Won Kent Hull Award as the state's top lineman
- Has been responsible for just two sacks in his two-year career at left tackle

EVAN ENGRAM

Junior • TE • 6-3 • 227 • Powder Springs, Ga.



- 2014 All-America second team (Sports Illustrated)
- Unanimous All-SEC first team selection
- Two-time All-SEC selection
- Set a single-season record for receiving yards by an Ole Miss TE (662)
- Led all TEs in the nation with 17.4 yards per catch and all SEC TEs in receiving yards and receptions

ROBERT NKEMDICHE

Junior • DT • 6-4 • 296 • Loganville, Ga.



- 2014 All-America first team (CSM) and second team (AP, Sporting News, USA Today, CBS Sports)
- All-SEC first team (AP, CSM)
- Posted 35 tackles, 4.0 TFLs, 2.0 sacks and anchored a defense that led the nation in fewest points allowed (16.0/game) and touchdowns allowed (24)



OLE MISS

ALABAMA • ARKANSAS • AUBURN • FLORIDA • GEORGIA • KENTUCKY • LSU • OLE MISS

2015 ALPHABETICAL ROSTER

No.	Name	POS	HT	WT	CL-EXP	Hometown
8	Quincy Adeboyejo	WR	6-3	195	Jr.-2L	Cedar Hill, Texas
31	Justin Anderson	DB	5-9	184	So.-Sq.	Houston, Texas
29	Brandon Bell	WR	6-0	214	Jr.-RS	Columbus, Miss.
68	Justin Bell	OL	6-2	347	Sr.-3L	Jackson, Miss.
81	Trey Bledsoe	WR	6-1	213	So.-1L	Grenada, Miss.
76	Daronte Bouldin	OL	6-5	327	So.-1L	Canton, Miss.
13	Eugene Brazley	RB	5-9	189	So.-1L	New Orleans, La.
1	Tony Bridges	DB	6-0	183	Jr.-JC	Collins, Miss.
8	Chief Brown	DB	6-1	202	Sr.-3L	Winona, Miss.
87	Matt Brown	TE	6-3	257	Jr.-2L	Cordova, Tenn.
90	Fadol Brown	DE	6-4	280	Jr.-1L	Charleston, S.C.
9	Ryan Buchanan	QB	6-3	218	So.-1L	Jackson, Miss.
35	D.K. Buford	DB	5-11	221	Fr.-RS	Oxford, Miss.
26	Quintavius Burdette	WR	5-11	186	Sr.-3L	Senatobia, Miss.
77	Talbot Buys	OL	6-8	310	Jr.-1L	Vicksburg, Miss.
21	Terry Caldwell	LB	6-1	216	Jr.-JC	Wilmington, N.C.
	Rasool Clemons	DE	6-6	210		Aiken, S.C.
12	Tony Conner	DB	6-0	215	Jr.-2L	Batesville, Miss.
75	Robert Conyers	OL	6-5	290	Jr.-2L	Miami, Fla.
74	Fahn Cooper	OL	6-5	306	Sr.-1L	Crystal Lake, Ill.
88	Cody Core	WR	6-3	205	Sr.-3L	Auburn, Ala.
	Shawn Curtis	LB	6-3	247		Doral, Fla.
	Montrell Custis	DB	6-0	174		Jonesboro, Ga.
16	Drew Davis	QB	6-1	208	Jr.-Sq.	Bonita Springs, Fla.
23	Carlos Davis	DB	5-8	171	Jr.-2L	Birmingham, Ala.
37	Luke Davis	LB	6-2	216	So.-Sq.	Trussville, Ala.
	Ross Donnelly	DT	6-1	309		Houston, Texas
82	Dylan Dyer	TE	6-4	227	Sr.-1L	Flora, Miss.
11	Will Easter	WR	6-0	180	Jr.-Sq.	Rosemary Beach, Fla.
7	Trae Elston	DB	5-11	195	Sr.-3L	Oxford, Ala.
17	Evan Engram	TE	6-3	227	Jr.-2L	Powder Springs, Ga.
14	Victor Evans	DE	6-3	238	Fr.-RS	Dallas, Texas
63	Jacob Feeley	C	6-2	273	Jr.-JC	Picayune, Miss.
53	Will Few	LS	6-3	232	Jr.-Sq.	Augusta, Ga.
86	Jordan Gallegos	WR	5-9	172	Jr.-Sq.	New Albany, Ohio
31	DeMarquis Gates	LB	6-2	217	So.-1L	Hampton, Ga.
	Alex Givens	OL	6-6	293		Pegram, Tenn.
94	Will Gleeson	P	6-3	197	So.-1L	Melbourne, Australia
94	Issac Gross	DT	6-1	240	Sr.-3L	Batesville, Miss.
56	Woodrow Hamilton	DT	6-3	319	Sr.-3L	Raleigh, Miss.
3	C.J. Hampton	DB	6-0	179	So.-1L	Meridian, Miss.
83	Dayall Harris	WR	6-3	192	Fr.-RS	Jackson, Miss.
27	Marquis Haynes	DE	6-3	220	So.-1L	Jacksonville, Fla.
	Willie Hibbler	TE	6-3	238		Sardis, Miss.
38	Mike Hilton	DB	5-9	184	Sr.-3L	Fayetteville, Ga.
	Michael Howard	OL	6-5	232		Keystone Heights, Fla.
93	Tyler Jackson	K	5-11	185	Jr.-JC	Oxford, Miss.
	Van Jefferson	WR	6-2	181		Brentwood, Tenn.
10	C.J. Johnson	LB	6-2	225	Sr.-4L	Philadelphia, Miss.
36	Josh Johnson	WR	5-10	172	So.-Sq.	Belden, Miss.
39	Martin Johnson	RB	6-0	192	Jr.-RS	Preston, Miss.
19	Derrick Jones	WR	6-2	189	Jr.-2L	Eupora, Miss.
93	D.J. Jones	DT	6-0	324	Jr.-JC	Greenville, S.C.
21	Akeem Judd	RB	5-11	222	Jr.-RS	Durham, N.C.
	Jalen Julius	WR	6-0	180		Winter Garden, Fla.
10	Chad Kelly	QB	6-2	215	Jr.-JC	Buffalo, N.Y.

No.	Name	POS	HT	WT	CL-EXP	Hometown
2	DeVante Kincade	QB	6-0	184	So.-1L	Dallas, Texas
	Dawson Knox	TE	6-4	222		Nashville, Tenn.
57	Chadwick Lamar	LS	6-1	212	Fr.-RS	Oxford, Miss.
69	Jeremy Liggins	OL/TE	6-3	302	Jr.-1L	Oxford, Miss.
	Armani Linton	DB	6-2	206		Walnut, Miss.
	DaMarkus Lodge	WR	6-2	190		Cedar Hill, Texas
27	Cale Luke	WR	6-1	197	So.-Sq.	Clinton, Miss.
80	Elliot Markuson	LB	6-0	235	So.-1L	Oxford, Miss.
42	Garrald McDowell	DL	6-2	240	Fr.-RS	Covington, La.
13	Kailo Moore	DB	5-10	195	Jr.-2L	Rosedale, Miss.
16	Collins Moore	WR	6-1	201	Sr.-3L	Madison, Ala.
26	C.J. Moore	DB	5-11	190	So.-1L	Bassfield, Miss.
30	A.J. Moore	DB	6-0	199	So.-1L	Bassfield, Miss.
99	Herbert Moore	DT	6-1	322	So.-1L	Memphis, Tenn.
71	Christian Morris	OL	6-6	313	So.-1L	Memphis, Tenn.
72	Aaron Morris	OL	6-5	313	Sr.-4L	Jackson, Miss.
4	Denzel Nkemdiche	LB	5-11	208	Sr.-3L	Loganville, Ga.
5	Robert Nkemdiche	DT	6-4	296	Jr.-2L	Loganville, Ga.
91	Nathan Noble	K	6-3	224	Jr.-2L	Greenville, Miss.
	Cameron Ordway	DB	5-11	174		Pulaski, Tenn.
11	Markell Pack	WR	6-2	193	So.-1L	Purvis, Miss.
92	Andy Pappanastos	K	5-11	194	So.-1L	Montgomery, Ala.
79	Javon Patterson	OL	6-3	307	Fr.-HS	Petal, Miss.
	Jason Pellerin	QB	6-4	229		New Iberia, La.
23	Taylor Polk	LB	5-11	212	So.-1L	Magee, Miss.
77	Tyler Putman	OL	6-4	300	Fr.-RS	Southaven, Miss.
43	Ty Quick	TE	6-3	257	So.-1L	Terry, Miss.
52	Jack Raborn	LB	6-1	217	Fr.-RS	Advance, N.C.
24	Johnathan Rattliffe	DB	5-9	177	Fr.-RS	Birmingham, Ala.
50	Sean Rawlings	OL	6-5	280	Fr.-RS	Madison, Miss.
	Austrian Robinson	DL	6-4	292		New York, N.Y.
20	Christian Russell	LB	6-0	232	Sr.-1L	Fayetteville, N.C.
2	Tee Shepard	DB	6-1	195	Jr.-RS	Fresno, Calif.
33	John-Patrick Sherling	LB	5-11	224	So.-Sq.	Fairhope, Ala.
70	Jordan Sims	OL	6-4	334	Fr.-RS	Homewood, Ala.
22	Ray Ray Smith	LB	6-2	213	So.-1L	Florence, Ala.
9	Breeland Speaks	DT	6-3	313	Fr.-RS	Jackson, Miss.
64	Ben Still	C	6-3	280	Sr.-3L	Memphis, Tenn.
3	Damore'ea Stringfellow	WR	6-2	220	So.-RS	Perris, Calif.
32	Temario Strong	LB	6-0	211	Jr.-2L	Batesville, Miss.
	Eric Swinney	RB	5-9	197		Fayetteville, Ga.
73	Rod Taylor	OL	6-3	315	So.-1L	Jackson, Miss.
84	Hunter Thurley	TE	6-4	232	Jr.-Sq.	Nashville, Tenn.
1	Laquon Treadwell	WR	6-2	210	Jr.-2L	Crete, Ill.
78	Laremy Tunsil	OL	6-5	305	Jr.-2L	Lake City, Fla.
33	Nathan Vanderburg	RB	5-7	167	So.-Sq.	Olive Branch, Miss.
6	Jaylen Walton	RB	5-8	172	Sr.-3L	Memphis, Tenn.
11	Channing Ward	DE	6-4	279	Sr.-3L	Aberdeen, Miss.
98	Grant Warren	P	6-1	201	So.-Sq.	Pascagoula, Miss.
85	Alex Weber	WR	6-1	185	Fr.-RS	Lake City, Fla.
15	Kendarius Webster	DB	5-11	180	So.-1L	Stockbridge, Ga.
22	Jordan Wilkins	RB	6-1	214	So.-1L	Cordova, Tenn.
	Zedrick Woods	DB	5-11	197		Lake City, Fla.
97	Gary Wunderlich	K/P	6-0	188	So.-1L	Memphis, Tenn.
47	John Youngblood	DE	6-3	255	Jr.-2L	Trussville, Ala.
89	Taz Zettergren	TE	6-3	218	Jr.-2L	Senatobia, Miss.

YEAR-BY-YEAR RECORDS

Year	Coach	SEC	SEC Finish	Overall	Bowls
1893	Dr. A.L. Bondurant	4-1			
1894	C. D. Clark	6-1			
1895	H. L. Fairbanks	2-1			
1896	J. W. Hollister	1-2			
1897	No Team				
1898	T. G. Scarbrough	1-1			
1899	W. H. Lyon	3-4			
1900	Z. N. Estes, Jr.	0-3			
1901	William Sibley, Daniel S. Martin	2-4			
1902	Daniel S. Martin	4-3			
1903	Mike Harvey	2-1-1			
1904	Mike Harvey	4-3			
1905	None	0-2			
1906	T. S. Hammond	4-2			
1907	Frank Mason	0-6			
1908	Frank Kyle	3-5			
1909	Dr. N. P. Stauffer	4-3-2			
1910	Dr. N. P. Stauffer	7-1			
1911	Dr. N. P. Stauffer	6-3			
1912	Leo DeTray	5-3			
1913	William Driver	6-3-1			
1914	William Driver	5-4-1			
1915	Fred Robbins	2-6			
1916	Fred Robbins	3-6			
1917	C. R. (Dudy) Noble	1-4-1			
1918	C. R. (Dudy) Noble	1-3			
1919	R. L. Sullivan	4-4			
1920	R. L. Sullivan	4-3			
1921	R. L. Sullivan	3-6			
1922	R. A. Cowell	4-5-1			
1923	R. A. Cowell	4-6			
1924	Chester Barnard	4-5			
1925	Homer Hazel	5-5			
1926	Homer Hazel	5-4			
1927	Homer Hazel	5-3			
1928	Homer Hazel	5-4			
1929	Homer Hazel	1-6-2			
1930	Ed Walker	3-5-1			
1931	Ed Walker	2-6-1			
1932	Ed Walker	5-6			
1933	Ed Walker	2-2-1	6†	6-3-2	-
1934	Ed Walker	2-3-1	8	4-5-1	-
1935	Ed Walker	3-1	3	9-3	Orange
1936	Ed Walker	0-3-1	11	5-5-2	-
1937	Ed Walker	0-4	10†	4-5-1	-
1938	Harry Mehre	3-2	4	9-2	-
1939	Harry Mehre	2-2	5†	7-2	-
1940	Harry Mehre	3-1	3	9-2	-
1941	Harry Mehre	2-1-1	5	6-2-1	-
1942	Harry Mehre	0-5	11†	2-7	-
1943	NO TEAM	-	-	-	-
1944	Harry Mehre	2-3	7	2-6	-
1945	Harry Mehre	3-3	5†	4-5	-
1946	H.W. "Red" Drew	1-6	11	2-7	-
1947	Johnny Vaught	6-1	1	9-2	Delta
1948	Johnny Vaught	6-1	2	8-1	-
1949	Johnny Vaught	2-4	9	4-5-1	-
1950	Johnny Vaught	1-5	11	5-5	-
1951	Johnny Vaught	4-2-1	3†	6-3-1	-
1952	Johnny Vaught	4-0-2	3	8-1-2	Sugar
1953	Johnny Vaught	4-1-1	2†	7-2-1	-
1954	Johnny Vaught	5-0	1	9-2	Sugar
1955	Johnny Vaught	5-1	1	10-1	Cotton
1956	Johnny Vaught	4-2	4	7-3	-
1957	Johnny Vaught	5-0-1	2	9-1-1	Sugar
1958	Johnny Vaught	4-2	3	9-2	Gator
1959	Johnny Vaught	5-1	2†	10-1	Sugar
1960	Johnny Vaught	5-0-1	1	10-0-1	Sugar
1961	Johnny Vaught	5-1	3	9-2	Cotton
1962	Johnny Vaught	6-0	1	10-0	Sugar
1963	Johnny Vaught	5-0-1	1	7-1-2	Sugar
1964	Johnny Vaught	2-4-1	7	5-5-1	Bluebonnet
1965	Johnny Vaught	5-3	5	7-4	Liberty
1966	Johnny Vaught	5-2	4	8-3	BlueBonnet
1967	Johnny Vaught	4-2-1	5	6-4-1	Sun
1968	Johnny Vaught	3-2-1	6†	7-3-1	Liberty
1969	Johnny Vaught	4-2	5	8-3	Sugar
1970	Johnny Vaught	4-2	4	7-4	Gator
1971	Billy Kinard	4-2	4†	10-2	Peach
1972	Billy Kinard	2-5	7†	5-5	-
1973	Kinard/Vaught	4-3	3	6-5	-
1974	Ken Cooper	0-6	10	3-8	-

Year	Coach	SEC	SEC Finish	Overall	Bowls
1975	Ken Cooper	5-1	2†	6-5	-
1976	Ken Cooper	#4-3	5†	6-5	-
1977	Ken Cooper	#3-4	6	6-5	-
1978	Steve Sloan	2-4	7†	5-6	-
1979	Steve Sloan	3-3	5†	4-7	-
1980	Steve Sloan	2-4	7†	3-8	-
1981	Steve Sloan	1-4-1	8†	4-6-1	-
1982	Steve Sloan	0-6	9†	4-7	-
1983	Billy Brewer	4-2	3†	7-5	Independence
1984	Billy Brewer	1-5	9†	4-6-1	-
1985	Billy Brewer	2-4	6	4-6-1	-
1986	Billy Brewer	4-2	2†	8-3-1	Independence
1987	Billy Brewer	1-5	7†	3-8	-
1988	Billy Brewer	3-4	6†	5-6	-
1989	Billy Brewer	4-3	4†	8-4	Liberty
1990	Billy Brewer	5-2	2†	9-3	Gator
1991	Billy Brewer	1-6	9	5-6	-
1992	Billy Brewer	5-3	2-W	9-3	Liberty
1993	Billy Brewer	#4-4	T3-W	#6-5	-
1994	Joe Lee Dunn	2-6	T4-W	4-7	-
1995	Tommy Tuberville	3-5	-	6-5	-
1996	Tommy Tuberville	2-6	-	5-6	-
1997	Tommy Tuberville	4-4	T4-W	8-4	Motor City
1998	Tommy Tuberville/David Cutcliffe	3-5	T4-W	7-5	Independence
1999	David Cutcliffe	4-4	T3-W	8-4	Independence
2000	David Cutcliffe	4-4	T3-W	7-5	Music City
2001	David Cutcliffe	4-4	T3-W	7-4	-
2002	David Cutcliffe	3-5	4-W	7-6	Independence
2003	David Cutcliffe	7-1	T1-W	10-3	Cotton
2004	David Cutcliffe	3-5	T3-W	4-7	-
2005	Ed Orgeron	1-7	T5-W	3-8	-
2006	Ed Orgeron	2-6	T4-W	4-8	-
2007	Ed Orgeron	0-8	6-W	3-9	-
2008	Houston Nutt	5-3	2-W	9-4	Cotton
2009	Houston Nutt	4-4	3-W	9-4	Cotton
2010	Houston Nutt	1-7	6-W	4-8	-
2011	Houston Nutt	0-8	6-W	2-10	-
2012	Hugh Freeze	3-5	5-W	7-6	BBVA Compass
2013	Hugh Freeze	3-5	T5-W	8-5	Music City
2014	Hugh Freeze	5-3	3-W	9-4	Peach

Includes game forfeited to Ole Miss

BOWL RESULTS (23-13)

Bowl	Opponent	Result	Date
Orange	Catholic University	L 19-20	1-1-36
Delta	Texas Christian	W 13-9	1-1-49
Sugar	Georgia Tech	L 7-24	1-1-53
Sugar	Navy	L 0-21	1-1-55
Cotton	Texas Christian	W 14-13	1-2-56
Sugar	Texas	W 39-7	1-1-58
Gator	Florida	W 7-3	12-27-58
Sugar	LSU	W 21-0	1-1-60
Sugar	Rice	W 14-6	1-2-61
Cotton	Texas	L 7-12	1-1-62
Sugar	Arkansas	W 17-13	1-1-63
Sugar	Alabama	L 7-12	1-1-64
Bluebonnet	Tulsa	L 7-14	12-19-64
Liberty	Auburn	W 13-7	12-18-65
Bluebonnet	Texas	L 0-19	12-17-66
Sun	Texas-El Paso	L 7-14	12-30-67
Liberty	Virginia Tech	W 34-17	12-14-68
Sugar	Arkansas	W 27-22	1-1-70
Gator	Auburn	L 28-35	1-2-71
Peach	Georgia Tech	W 41-18	12-30-71
Independence	Air Force	L 3-9	12-10-83
Independence	Texas Tech	W 20-17	12-20-86
Liberty	Air Force	W 42-29	12-28-89
Gator	Michigan	L 3-35	1-1-91
Liberty	Air Force	W 13-0	12-31-92
Motor City	Marshall	W 34-31	12-26-97
Independence	Texas Tech	W 35-18	12-31-98
Independence	Oklahoma	W 27-25	12-31-99
Music City	West Virginia	L 49-38	12-28-00
Independence	Nebraska	W 27-23	12-27-02
Cotton	Oklahoma State	W 31-28	1-2-04
Cotton	Texas Tech	W 47-34	1-2-09
Cotton	Oklahoma State	W 21-7	1-2-10
BBVA Compass	Pittsburgh	W 38-17	1-5-12
Music City	Georgia Tech	W 25-17	12-30-13
Peach	TCU	L 3-42	12-31-14



MISSISSIPPI STATE

ALABAMA • ARKANSAS • AUBURN • FLORIDA • GEORGIA • KENTUCKY • LSU • OLE MISS

2015 SCHEDULE

Sept. 5	at Southern Miss (9:00 CT – FS1)	USM leads 14-3-1
Sept. 12	LSU* (8:15 CT – ESPN)	LSU leads 71-34-3
Sept. 19	NORTHWESTERN STATE (3:00 CT – SECN)	MSU leads 2-0
Sept. 26	at Auburn*	AU leads 61-25-2
Oct. 3	at Texas A&M*	Tied 4-4
Oct. 10	TROY	MSU leads 3-1
Oct. 17	LOUISIANA TECH	MSU leads 8-3
Oct. 24	KENTUCKY*	Tied 21-21
Nov. 5	at Missouri* (8:00 CT – ESPN)	UM leads 2-0
Nov. 14	ALABAMA*	UA leads 78-18-3
Nov. 21	at Arkansas*	ARK leads 15-9-1
Nov. 28	OLE MISS*	UM leads 62-43-6

*SEC Game

Mississippi State University Bulldog Quick Facts

LOCATION: Starkville, Mississippi

FOUNDED: 1878

ENROLLMENT: 20,365

NICKNAME: Bulldogs

COLORS: Maroon (PMS 202) and White

STADIUM: Davis Wade Stadium at Scott Field (61,337)

PLAYING SURFACE: Hybrid Bermuda Grass

FIRST GAME: Oct. 3, 1914 – Mississippi State 54, Marion Military Institute 0

HOME RECORD: 244-133-13 (.643)

HOME ATTENDANCE: 427,892 (61,127 avg./99.9% Capacity)

ALL-TIME RECORD: 531-558-39 (.488/1,128 games)

2014 RECORD: 10-3 (7-0 H, 3-2 A, 0-1 N, 4-2 vs. Western Division)

2014 SEC RECORD/FINISH: 6-2/2nd SEC West

SEC CHAMPIONSHIPS: 1 (1941)

BOWL: Orange Bowl, Miami Gardens, Fla. (Mississippi State 34, Georgia Tech 49)

BOWL APPEARANCES: 18

BOWL RECORD: 10-8 (.556)

LAST BOWL APPEARANCE: Orange Bowl, Miami Gardens, Fla. (lost to Georgia Tech, 34-49, Dec. 31, 2014)



DR. MARK E. KEENUM
President
(Mississippi State, '3)



DR. STEVE TURNER
Faculty Representative
(Mercer, '75)



SCOTT STRICKLIN
Athletics Director
(Mississippi State, '92)



DAN MULLEN
Head Football Coach
(Ursinas, '94)

MISSISSIPPI STATE



MISSISSIPPI STATE • MISSOURI • SOUTH CAROLINA • TENNESSEE • TEXAS A&M • VANDERBILT

DAN MULLEN



HOMETOWN:
Manchester, N.H.

ALMA MATER: Ursinus (1994)

PLAYING CAREER: Ursinus College, Tight End, 1990-93.

COACHING EXPERIENCE: Wagner Wide Receivers Coach (1994-95); Columbia Wide Receivers Coach (1996-97); Syracuse Graduate Assistant Offense (1998); Notre Dame Graduate Assistant Offense (1999-2000); Bowling Green Quarterbacks Coach (2001-02); Utah Quarterbacks Coach (2003-04); Florida Offensive Coordinator/Quarterbacks Coach 2005-08; Mississippi State Head Coach 2009-present.

COACHING ACHIEVEMENTS: The 2014 Maxwell National Coach of the Year, the first in the history of MSU football ... Owns the highest winning percentage as a coach at State since the late Allyn McKeen from 1939-48 (.764), and he is third in school history for wins by a MSU head coach (46) ... In 2014, guided the Bulldogs to three straight wins over top-10 teams, a first in college football since 1983 ... In the process, led the program to its first ever No. 1 ranking, a spot it spent five straight weeks ... Was named the 2014 Associated Press SEC Coach of the Year as MSU earned its highest poll finish since 1940 ... Ranks third all-time in MSU winning percentage among coaches who have coached more than four seasons ... Led MSU to its first ever 10-win regular season in 2014 ... MSU has shattered 67 team or individual single-season and career records in the Mullen era, including 23 in 2014 ... 18 Bulldogs have been chosen in the NFL Draft under Mullen's watch since 2010, including a school-record five through the first six rounds of a draft in 2014 ... MSU has produced a first-team All-American in five straight seasons dating back to the 2010 season ... 90 players have earned the distinction of SEC Academic Honor Roll recipient under Mullen at MSU ... His Mullen Family 36 Foundation has raised over \$300,000.

BORN: April 27, 1972

WIFE: Megan

CHILDREN: Cannon and Breeelyn Elisabeth

YEAR-BY-YEAR

Year	School	Conf.	Pct.	All	Pct.	Bowl
2009	Miss. State	3-5	.375	5-7	.417	
2010	Miss. State	4-4	.500	9-4	.692	Gator
2011	Miss. State	2-6	.250	7-6	.538	Music City
2012	Miss. State	4-4	.500	8-5	.615	Gator
2013	Miss. State	3-5	.375	7-6	.538	Liberty
2014	Miss. State	6-2	.750	10-3	.769	Orange
TOTALS		22-26	.458	46-31	.597	6 Years
BOWL RECORD:		3-2	.600			

ASSISTANT COACHES

MANNY DIAZ (Florida State, 1995) Defensive Coordinator, Linebackers – 2nd Year

BILLY GONZALES (Colorado State, 1994) Co-offensive Coordinator, Passing Game, Wide Receivers – 2nd Year

JOHN HEVESY (Maine, 1994) Co-offensive Coordinator, Running Game, Offensive Line – 6th Year

BRIAN JOHNSON (Utah, 2008) Quarterbacks – 2nd Year

TONY HUGHES (Southern Miss, 1980) Assistant Head Coach, Safeties, Recruiting Coordinator – 6th Year

GREG KNOX (Northeastern State, 1986) Running Backs, Special Teams Coordinator – 6th Year

SCOTT SALLACH (Ursinus College, 1994) Tight Ends – 6th Year

DESHEA TOWNSEND (Alabama, 1997) Cornerbacks – 2nd Year

DAVID TURNER (Davidson, 1985) Defensive Line – 5th Year

SUPPORT STAFF

RICK COURT (Michigan State, 2002) Head Strength and Conditioning Coach

JON CLARK (Bowling Green, 2002) Director of Football Operations

ROCKEY FELKER (Mississippi State, 1975) Director of Player Personnel and High School Relations



MISSISSIPPI STATE

ALABAMA • ARKANSAS • AUBURN • FLORIDA • GEORGIA • KENTUCKY • LSU • OLE MISS

RETURNING OFFENSIVE STARTERS

No.	Name	POS	CLASS	HT	WT	EXP	Hometown/Last School
1	De'Runnya Wilson	WR	Jr.	6-5	225	2L	Birmingham, Ala./Wenonah
15	Dak Prescott	QB	Sr.	6-2	230	3L	Haughton, La./Haughton
58	Justin Senior	OT	Jr.	6-5	295	2L	Montreal, Quebec/Hargrave [Va.] Military Acad.
70	Justin Malone	OG	Sr.	6-7	320	2L	Madison, Miss./Madison-Ridgeland Academy

RETURNING DEFENSIVE STARTERS

No.	Name	POS	CLASS	HT	WT	EXP	Hometown/Last School
23	Taveze Calhoun	CB	Sr.	6-1	184	3L	Morton, Miss./Morton
26	Kendrick Market	S	Sr.	5-10	188	3L	Batesville, Miss./South Panola
42	Beniquez Brown	LB	Jr.	6-1	235	2L	Florence, Ala./Florence
48	Ryan Brown	DE	Sr.	6-6	262	3L	New Orleans, La./Archbishop Shaw

STARTERS LOST

Name	POS	CLASS	HT	WT
Jay Hughes	S	Sr.	5-11	195
Jameon Lewis	WR	Sr.	5-9	187
Jamerson Love	CB	Sr.	5-10	175
Malcolm Johnson	TE	Sr.	6-2	231
Robert Johnson	WR	Sr.	6-1	210
Josh Robinson	RB	Jr.	5-9	215
Matt Wells	LB	Sr.	6-2	220
Evan Sobiesk	K	So.	5-8	188
Benardrick McKinney	LB	Jr.	6-5	249
Dillon Day	C	Sr.	6-4	299
Ben Beckwith	OG	Sr.	6-3	306
Blaine Clausell	OT	Sr.	6-7	315
Preston Smith	DE	Sr.	6-6	270
Kaleb Eulls	DT	Sr.	6-4	295
P.J. Jones	DT	Sr.	6-3	296

RETURNING STATISTICAL LEADERS

RUSHING:	ATT	YARDS	AVG	TDS
Dak Prescott	210	986	4.7	14
Brandon Holloway	45	294	6.5	1
Ashton Shumpert	47	274	5.8	2

PASSING:	ATT	COMP	INT.	TD	YARDS	PCT
Dak Prescott	396	244	11	27	3,449	61.6

RECEIVING:	REC	YARDS	AVG	AVG/GAME	TDS
De'Runnya Wilson	47	680	14.5	56.7	9
Fred Ross	30	489	16.3	37.6	5
Gabe Myles	22	178	8.1	13.7	0
Fred Brown	18	299	16.6	23.0	2
Joe Morrow	17	344	20.2	26.5	4

TACKLES:	TOTAL	SOLO	ASST	INT.-YD	SACKS-YD	TFL-YDS
Beniquez Brown	62	30	32	2-24	2.0-12	7.0-24
Taveze Calhoun	53	35	18	1-0	0-0	3.5-8
Will Redmond	51	37	14	3-5	0-0	3.0-13
Richie Brown	50	24	26	3-54	0-0	1.0-1

2014 RESULTS

10-3 Overall • 6-2 SEC

Home: 7-0 Away: 3-2 Neutral: 0-1 vs. Division: 4-2 vs. Top 25: 3-3

Aug. 30	[rv/rv]	SOUTHERN MISS	61,889	W 49-0
Sept. 6	[rv/rv]	UAB	57,704	W 47-34
Sept. 13	[rv/rv]	at South Alabama	38,129	W 35-3
Sept. 20	[rv/rv]	at LSU* (8/8)	102,321	W 34-29
Oct. 4	[12/14]	TEXAS A&M* (6/7)	61,113	W 48-31
Oct. 11	[3/6]	AUBURN* (2/2)	62,945	W 38-23
Oct. 25	[1/1]	at Kentucky*	64,791	W 45-31
Nov. 1	[1/1]	ARKANSAS*	63,207	W 17-10
Nov. 8	[1/1]	TENNESSEE-MARTIN	61,421	W 45-16
Nov. 15	[1/1]	at Alabama* (4/3)	101,821	L 20-25
Nov. 22	[4/4]	VANDERBILT*	60,493	W 51-0
Nov. 29	[4/4]	at Ole Miss* (18/19)	62,058	L 17-31
Dec. 31	[8/8]	vs. Georgia Tech	58,211	L 34-49

Orange Bowl; Miami Gardens, Fla.

[AP/Coaches] – Denotes team ranking at the time of the game; (AP/Coaches) – Denotes opponent ranking at the time of the game

MISSISSIPPI STATE Team Information

BASIC OFFENSE: Spread Multiple

BASIC DEFENSE: 4-3 Multiple

LETTERMEN RETURNING: 45

OFFENSE: 22

DEFENSE: 20

SPECIALTY: 3

LETTERMEN LOST: 22

OFFENSE: 11

DEFENSE: 10

SPECIALTY: 1

STARTERS RETURNING: 10

OFFENSE: 4

DEFENSE: 4

SPECIALTY: 2

STARTERS LOST: 15

OFFENSE: 7

DEFENSE: 7

SPECIALTY: 1


NOTE: Specialists include punter and place-kicker only.



ALL-STAR CANDIDATES

Chris JONES

Junior • DL • 6-6 • 308 • Houston, Miss.



- Was named a 2015 Preseason All-American by Phil Steele.
- Tremendous size, speed and versatility that allows him to line up at defensive tackle and defensive end.
- Has played in 26 games with three starts and over that time has totaled 58 tackles, 10.5 tackles for loss and 6.0 sacks.
- In 2014, saw action in all 13 games with zero starts and made 26 tackles, including 3.5 for loss.
- Was named a 2013 Freshman All-American by Athlon Sports, Bleacher Report and 247Sports.

Dak PRESCOTT

Senior • QB • 6-2 • 230 • Haughton, La.



- A 2015 National Player of the Year Candidate and was named a 2015 Preseason All-American by Athlon Sports and Phil Steele.
- Coming off a season where he was a finalist for the Maxwell Award and finished eighth in the Heisman voting.
- Played in 36 career games with 20 starts and owns a 14-6 record as a starter.
- An honorable mention All-American while becoming the first finalist in school history for the Maxwell, Davey O'Brien and Johnny Unitas Awards.

Will REDMOND

Senior • DB • 6-0 • 186 • Memphis, Tenn.



- Was named a 2015 Preseason All-American by Phil Steele.
- Has a knack for making big plays with great instincts.
- Will also be in the mix as a kick returner and punt returner in 2015.
- Played in 20 career games with 74 total tackles, 5.5 tackles for loss, seven pass breakups and three interceptions.
- Tallied 51 tackles in 2014, three tackles for loss, five pass breakups and a team-best three interceptions.
- In 2014, was tied for 11th in the SEC in picks with two of those being game clinchers.

De'Runnya WILSON

Junior • WR • 6-5 • 215 • Birmingham, Ala.



- Was named a 2015 Preseason All-American by Phil Steele.
- Has caught 73 passes for 1,031 yards and 12 touchdowns over two seasons with appearances in 25 games, 11 coming as a starter.
- Made 47 catches for 680 yards and nine touchdowns in 12 games in 2014.
- Tied for the national lead and topped the SEC in third-down touchdowns with five.
- 32 of his 47 receptions went for first downs while 15 catches were 15 or more yards.



MISSISSIPPI STATE

ALABAMA • ARKANSAS • AUBURN • FLORIDA • GEORGIA • KENTUCKY • LSU • OLE MISS

2015 ALPHABETICAL ROSTER

No.	Name	POS	HT	WT	CL	EXP	Hometown
43	Fletcher Adams	DL	6-2	267	Fr.	HS	Brandon, Miss.
94	Nelson Adams	DL	6-3	310	Jr.	2L	Brandon, Miss.
29	Quadry Antoine	LB	5-10	225	Jr.	SQ	Belle Chasse, La.
69	Joel Baldwin	SN	6-3	225	RFr.	RS	Tupelo, Miss.
40	Devon Bell	P/K	6-2	190	Sr.	3L	Vicksburg, Miss.
53	Hunter Bradley	SN	6-3	235	Jr.	SQ	Collierville, Tenn.
37	Bennie Braswell III	RB	5-9	170	So.	SQ	Olive Branch, Miss.
42	Beniquez Brown	LB	6-1	238	Jr.	2L	Florence, Ala.
5	Fred Brown	WR	6-1	196	Jr.	2L	Jackson, Miss.
39	Richie Brown	LB	6-2	245	Jr.	2L	Long Beach, Miss.
48	Ryan Brown	DL	6-6	266	Sr.	3L	New Orleans, La.
20	Brandon Bryant	DB	5-11	205	RFr.	RS	Tunica, Miss.
61	Deion Calhoun	OL	6-3	303	RFr.	RS	Pleasant Grove, Ala.
23	Taveze Calhoun	DB	6-1	180	Sr.	3L	Morton, Miss.
97	Johnathan Calvin	DL	6-3	263	Jr.	JC	Jackson, Miss.
71	Cole Carter	OL	6-6	299	Jr.	1L	Caledonia, Miss.
51	Kelan Chairs	LB	6-0	220	So.	1L	Harvey, La.
38	Winston Chapman	SN	6-2	240	Sr.	3L	Fairhope, Ala.
60	Jamaal Clayborn	OL	6-4	315	Jr.	2L	Jackson, Miss.
7	Tolando Cleveland	DB	6-0	190	Jr.	2L	Powder Springs, Ga.
72	Ronald Cochran	OL	6-4	308	RFr.	RS	Olive Branch, Miss.
57	Will Coleman	DL	6-5	250	Jr.	RS	Tyler, Texas
43	Logan Cooke	K/P	6-5	216	So.	1L	Darburn, Miss.
11	Kivon Coman	DB	6-3	196	Jr.	2L	Sheffield, Ala.
49	Torrey Dale	DL	6-6	252	Jr.	1L	Kenner, La.
22	Malik Dear	WR	5-9	220	Fr.	HS	Jackson, Miss.
62	Devon Desper	OL	6-4	305	Jr.	2L	Madison, Miss.
85	Rashun Dixon	TE	6-2	210	So.	SQ	Jackson, Miss.
17	Deontay Evans	DB	5-10	204	Jr.	2L	McComb, Miss.
7	Nick Fitzgerald	QB	6-5	227	RFr.	RS	Richmond Hill, Ga.
21	Nick Gibson	RB	5-11	195	Fr.	HS	Birmingham, Ala.
9	Jamorai Graham	DB	5-10	173	So.	1L	Decatur, Miss.
35	Westin Graves	K	6-0	163	So.	1L	Flowood, Miss.
6	Donald Gray	WR	5-10	193	So.	JC	Memphis, Tenn.
38	J.T. Gray	LB	6-0	196	So.	1L	Clarksdale, Miss.
4	Gerri Green	LB	6-4	243	RFr.	RS	Greenville, Miss.
87	B.J. Hammond	TE	6-4	242	So.	SQ	Gadsden, Ala.
46	Dezmond Harris	LB	6-4	239	So.	1L	McCalla, Ala.
90	Grant Harris	DL	6-3	273	RFr.	RS	Bolton, Miss.
10	Brandon Holloway	RB	5-8	160	Jr.	2L	Tampa, Fla.
95	Braxton Hoyett	DL	6-3	300	RFr.	RS	Pelham, Ala.
84	Darrion Hutcherson	TE	6-7	260	Sr.	1L	Dadeville, Ala.
86	Jesse Jackson	WR	6-2	210	RFr.	RS	Petal, Miss.
14	Zach Jackson	LB	6-2	212	Sr.	3L	Heidelberg, Miss.
88	Nick James	DL	6-5	325	Jr.	2L	Long Beach, Miss.
47	A.J. Jefferson	DL	6-3	277	Jr.	2L	Summit, Miss.
73	Elgton Jenkins	OL	6-4	304	RFr.	RS	Clarksdale, Miss.

No.	Name	POS	HT	WT	CL	EXP	Hometown
64	Jacquell Johnson	OL	6-4	300	Jr.	SQ	Jackson, Miss.
81	Justin Johnson	WR	6-3	229	Fr.	HS	Birmingham, Ala.
96	Chris Jones	DL	6-6	308	Jr.	2L	Houston, Miss.
92	Kendell Jones	DL	6-4	265	Fr.	HS	Pinson, Ala.
99	Keith Joseph Jr.	LB	6-3	233	Fr.	HS	Pascagoula, Miss.
3	Traver Jung	LB	6-3	225	Jr.	JC	Greenville, Miss.
13	Cedric Jiles	DB	5-10	182	Jr.	1L	Clinton, Miss.
33	Dontavian Lee	RB	6-1	227	RFr.	RS	Hattiesburg, Miss.
44	Leo Lewis	LB	6-2	240	Fr.	HS	Brookhaven, Miss.
70	Justin Malone	OL	6-7	320	Sr.	2L	Madison, Miss.
26	Kendrick Market	DB	5-10	196	Sr.	3L	Batesville, Miss.
41	Mark McLaurin	DB	6-2	210	Fr.	HS	Collins, Miss.
23	Keith Mixon	WR	5-8	175	Fr.	HS	Birmingham, Ala.
75	Harrison Moon	OL	6-4	281	Fr.	HS	Chattanooga, Tenn.
16	Joe Morrow	WR	6-4	202	Sr.	2L	Ocean Springs, Miss.
91	Anfernee Mullins	DL	6-3	259	Fr.	HS	Aliceville, Ala.
26	Alec Murphy	RB	6-0	225	Fr.	HS	Nixa, Mo.
35	Gabe Myles	WR	6-0	192	So.	1L	Starkville, Miss.
89	Javous Nicks	WR	6-0	173	Jr.	SQ	Brandon, Miss.
12	Jamal Peters	DB	6-2	206	Fr.	HS	Bassfield, Miss.
15	Dak Prescott	QB	6-2	230	Sr.	3L	Haughton, La.
56	Nick Proby	OL	6-1	291	Sr.	SQ	D'Iberville, Miss.
55	Martinas Rankin	OL	6-5	302	Jr.	JC	Mendenhall, Miss.
24	Chris Rayford	DB	6-0	194	RFr.	RS	Byhalia, Miss.
2	Will Redmond	DB	6-0	186	Sr.	2L	Memphis, Tenn.
78	Damien Robinson	OL	6-8	330	Sr.	3L	Olive Branch, Miss.
8	Fred Ross	WR	6-2	207	Jr.	2L	Tyler, Texas
58	Justin Senior	OL	6-5	295	Jr.	2L	Montreal, Quebec
32	Ashton Shumpert	RB	6-2	218	Jr.	2L	Fulton, Miss.
31	Maurice Smitherman	DB	5-9	178	Fr.	HS	Adamsville, Ala.
85	Jonnas Spivey	WR	6-0	182	Fr.	HS	Bay Springs, Miss.
2	Elijah Staley	QB	6-6	248	RFr.	RS	Marietta, Ga.
30	Chris Stamps	DB	6-0	175	Fr.	HS	Vicksburg, Miss.
67	Michael Story	OL	6-4	305	Fr.	HS	Ripley, Miss.
34	Cory Thomas	DL	6-5	301	RFr.	RS	Bessemer, Ala.
18	Dedrick Thomas	WR	5-9	184	Fr.	HS	Memphis, Tenn.
76	Jake Thomas	OL	6-5	320	So.	1L	Columbus, Miss.
14	Nick Tiano	QB	6-4	231	Fr.	HS	Chattanooga, Tenn.
83	Kareem Vance Jr.	WR	6-4	195	So.	SQ	Charleston, Miss.
19	Gus Walley	TE	6-4	242	Jr.	1L	Richton, Miss.
28	DeAndre Ward	LB	6-1	217	Jr.	1L	Wetumpka, Ala.
77	Rufus Warren	OL	6-7	299	Sr.	2L	Indianola, Miss.
50	Tim Washington	LB	6-2	198	Fr.	HS	Yazoo City, Miss.
27	Aeris Williams	RB	6-1	205	RFr.	RS	West Point, Miss.
69	Darryl Williams	OL	6-2	305	Fr.	HS	Bessemer, Ala.
11	Damian Williams	QB	6-1	228	Jr.	2L	Metairie, La.
1	De'Runya Wilson	WR	6-5	215	Jr.	2L	Birmingham, Ala.

MISSISSIPPI STATE



MISSISSIPPI STATE • MISSOURI • SOUTH CAROLINA • TENNESSEE • TEXAS A&M • VANDERBILT

YEAR-BY-YEAR RECORDS

Year	Coach	SEC	SEC Finish	Overall	Bowls
1895	W.M. Matthews			0-2	
1896	J.B. Hildebrand			0-4	
1901	L.B. Harvey			2-2-1	
1902	L. Gwin			1-4-1	
1903	Dan Martin			3-0-2	
1904	Dan Martin			2-5	
1905	Dan Martin			3-4	
1906	Dan Martin			2-2-1	
1907	Fred Furman			6-3	
1908	Fred Furman			3-4	
1909	W.D. Chadwick			5-4	
1910	W.D. Chadwick			7-2	
1911	W.D. Chadwick			7-2-1	
1912	W.D. Chadwick			4-3	
1913	W.D. Chadwick			6-1-1	
1914	E.C. Hayes			6-2	
1915	E.C. Hayes			5-2-1	
1916	E.C. Hayes			4-4-1	
1917	Sid Robinson			6-1	
1918	Sid Robinson			3-2	
1919	Sid Robinson			6-2	
1920	Fred Holtkamp			5-3	
1921	Fred Holtkamp			4-4-1	
1922	Dudy Noble			3-4-2	
1923	Earl Able			5-2-2	
1924	Earl Able			5-4	
1925	Bernie Bierman			3-4-1	
1926	Bernie Bierman			5-4	
1927	J.W. Hancock			5-3	
1928	J.W. Hancock			2-4-2	
1929	J.W. Hancock			1-5-2	
1930	Chris Cagle			2-7	
1931	Ray Dauber			2-6	
1932	Ray Dauber			3-5	
1933	Ross McKechnie	1-5-1	12	3-6-1	-
1934	Ross McKechnie	0-5	11†	4-6	-
1935	Ralph Sasse	2-3	9†	8-3	-
1936	Ralph Sasse	3-2	5	7-3-1	Orange
1937	Ralph Sasse	3-2	5	5-4-1	-
1938	Emerson "Spike" Nelson	1-4	11	4-6	-
1939	Allyn McKeen	3-2	4	8-2	Orange
1940	Allyn McKeen	4-0-1	2	10-0-1	-
1941	Allyn McKeen	4-0-1	1	8-1-1	-
1942	Allyn McKeen	5-2	4	8-2	-
1943	NO TEAM				
1944	Allyn McKeen	3-2	5	6-2	-
1945	Allyn McKeen	2-3	7†	6-3	-
1946	Allyn McKeen	3-2	5	8-2	-
1947	Allyn McKeen	2-2	4†	7-3	-
1948	Allyn McKeen	3-3	6†	4-4-1	-
1949	Arthur "Slick" Morton	0-6	12	0-8-1	-
1950	Arthur "Slick" Morton	3-4	7†	4-5	-
1951	Arthur "Slick" Morton	2-5	11	4-5	-
1952	Murray Warmath	3-4	7	5-4	-
1953	Murray Warmath	3-1-3	5†	5-2-3	-
1954	Darrell Royal	3-3	6†	6-4	-
1955	Darrell Royal	4-4	6†	6-4	-
1956	Wade Walker	2-5	8†	4-6	-
1957	Wade Walker	4-2-1	3†	6-2-1	-
1958	Wade Walker	1-6	12	3-6	-
1959	Wade Walker	0-7	12	2-7	-
1960	Wade Walker	0-5-1	11	2-6-1	-
1961	Wade Walker	1-5	10†	5-5	-
1962	Paul Davis	2-5	9	3-6	-
1963	Paul Davis	4-1-2	4	7-2-2	Liberty
1964	Paul Davis	2-5	8	4-6	-
1965	Paul Davis	1-5	9†	4-6	-
1966	Paul Davis	0-6	9†	2-8	-
1967	Charley Shira	0-6	9†	1-9	-
1968	Charley Shira	0-4-2	9	0-8-2	-

Year	Coach	SEC	SEC Finish	Overall	Bowls
1969	Charley Shira	0-5	10	3-7	-
1970	Charley Shira	3-4	7†	6-5	-
1971	Charley Shira	1-7	10	2-9	-
1972	Charley Shira	1-6	9	4-7	-
1973	Bob Tyler	2-5	8†	4-5-2	-
1974	Bob Tyler	3-3	4†	9-3	Sun
1975	Bob Tyler	*0-6	9†	*2-9	-
1976	Bob Tyler	*0-6	9†	*0-11	-
1977	Bob Tyler	*0-6	9†	*0-11	-
1978	Bob Tyler	2-4	7†	6-5	-
1979	Emory Bellard	2-4	8	3-8	-
1980	Emory Bellard	5-1	2†	9-3	Sun
1981	Emory Bellard	4-2	3	8-4	Hall of Fame
1982	Emory Bellard	2-4	8	5-6	-
1983	Emory Bellard	1-5	8	3-8	-
1984	Emory Bellard	1-5	9†	4-7	-
1985	Emory Bellard	0-6	9	5-6	-
1986	Rockey Felker	2-4	7†	6-5	-
1987	Rockey Felker	1-5	7†	4-7	-
1988	Rockey Felker	0-7	10	1-10	-
1989	Rockey Felker	1-6	9	5-6	-
1990	Rockey Felker	1-6	8	5-6	-
1991	Jackie Sherrill	4-3	4†	7-5	Liberty
1992	Jackie Sherrill	4-4	3-W	7-5	Peach
1993	Jackie Sherrill	#3-4-1	5-W	#4-5-2	-
1994	Jackie Sherrill	5-3	2-W	8-4	Peach
1995	Jackie Sherrill	1-7	4-W	3-8	-
1996	Jackie Sherrill	3-5	4-W	5-6	-
1997	Jackie Sherrill	4-4	T3-W	7-4	-
1998	Jackie Sherrill	6-2	T1-W	8-5	Cotton
1999	Jackie Sherrill	6-2	2-W	10-2	Peach
2000	Jackie Sherrill	4-4	T3-W	8-4	Independence
2001	Jackie Sherrill	2-6	6-W	3-8	-
2002	Jackie Sherrill	0-8	5-W	3-9	-
2003	Jackie Sherrill	1-7	5-W	2-10	-
2004	Sylvester Croom	2-6	6-W	3-8	-
2005	Sylvester Croom	1-7	T5-W	3-8	-
2006	Sylvester Croom	1-7	T5-W	3-9	-
2007	Sylvester Croom	4-4	T3-W	8-5	Liberty
2008	Sylvester Croom	2-6	T4-W	4-8	-
2009	Dan Mullen	3-5	T4-W	5-7	-
2010	Dan Mullen	4-4	5-W	9-4	Gator
2011	Dan Mullen	2-6	5-W	7-6	Music City
2012	Dan Mullen	4-4	4-W	8-5	Gator
2013	Dan Mullen	3-5	T5-W	7-6	Liberty
2014	Dan Mullen	6-2	2-W	10-3	Orange

* Includes forfeits imposed on Mississippi State by NCAA & SEC
 † Includes game forfeited to Mississippi State

BOWL RESULTS (10-8)

Bowl	Opponent	Result	Date
Orange	Duquesne	L 12-13	1-1-37
Orange	Georgetown	W 14-7	1-1-41
Liberty	North Carolina State	W 16-12	12-21-63
Sun	North Carolina	W 26-24	12-28-74
Sun	Nebraska	L 17-31	12-27-80
Hall of Fame	Kansas	W 10-0	12-31-81
Liberty	Air Force	L 15-38	12-29-91
Peach	North Carolina	L 17-21	1-2-93
Peach	North Carolina State	L 24-28	1-1-95
Cotton	Texas	L 11-38	1-1-99
Peach	Clemson	W 17-7	12-30-99
Independence	Texas A&M	W 43-41 (OT)	12-31-00
Liberty	Central Florida	W 10-3	12-29-07
Gator	Michigan	W 52-14	1-1-11
Music City	Wake Forest	W 23-17	12-30-11
Gator	Northwestern	L 20-34	1-1-13
Liberty	Rice	W 44-7	12-31-13
Orange	Georgia Tech	L 34-49	12-31-14



MISSOURI

ALABAMA • ARKANSAS • AUBURN • FLORIDA • GEORGIA • KENTUCKY • LSU • OLE MISS

2015 SCHEDULE

Sept. 5	SE MISSOURI STATE (3:00 CT – SECN)	Mizzou leads 2-0
Sept. 12	at Arkansas State* (6:00 CT – ESPN3)	Mizzou leads 3-0
Sept. 19	UCONN (11:00 AM CT – SECN)	First Meeting
Sept. 26	at Kentucky*	Mizzou leads 3-2
Oct. 3	SOUTH CAROLINA*	Mizzou leads 3-2
Oct. 10	FLORIDA*	Mizzou leads 3-1
Oct. 17	at Georgia*	UGA leads 3-1
Oct. 24	at Vanderbilt*	Mizzou leads 4-2-1
Nov. 5	MISSISSIPPI STATE* (8:00 CT – ESPN)	Mizzou leads 2-0
Nov. 14	BYU (Kansas City)	BYU leads 1-0
Nov. 21	TENNESSEE*	Mizzou leads 3-0
Nov. 27	at Arkansas* (1:30 CT – CBS)	Mizzou leads 4-2

*SEC Game

University of Missouri Mizzou Quick Facts

LOCATION: Columbia, Missouri

FOUNDED: 1839

ENROLLMENT: 35,441

NICKNAME: Tigers

COLORS: Old Gold and Black

STADIUM: Faurot Field/Memorial Stadium (71,168)

PLAYING SURFACE: Artificial (Field Turf)

FIRST GAME: Oct. 20, 1890 – Missouri 22, Picked Team 6

HOME RECORD: (at Memorial Stadium, opened in 1926) 276-175-20 (.607)

HOME ATTENDANCE: 456,996 (65,285 avg./91.07% Capacity)

ALL-TIME RECORD: 654-535-52 (.547/1,241 games)

2014 RECORD: 11-3 (5-2 H, 5-0 A, 1-1 N, 5-1 vs. Eastern Division)

2014 SEC RECORD/FINISH: 7-1/1st SEC East

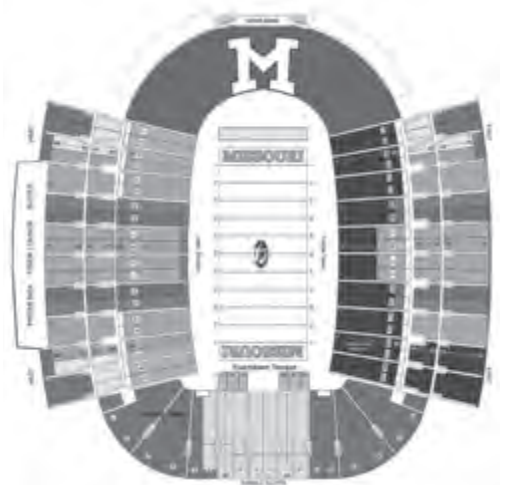
SEC CHAMPIONSHIPS: 0

BOWL: Buffalo Wild Wings Citrus Bowl, Orlando, Fla. (Missouri 33, Minnesota 17)

BOWL APPEARANCES: 31

BOWL RECORD: 15-16 (.484)

LAST BOWL APPEARANCE: Buffalo Wild Wings Citrus Bowl, Orlando, Fla. (defeated Minnesota, 33-17, Jan. 1, 2015)



DR. R. BOWEN LOFTIN
Chancellor
(Texas A&M, '70)



LORI FRANZ
Faculty Representative
(Nebraska, '68)



MACK RHOADES
Athletics Director
(Arizona, '93)



GARY PINKEL
Head Football Coach
(Kent State, '75)

GARY PINKEL



HOMETOWN:
Akron, Ohio

ALMA MATER: Kent
State (1975)

PLAYING CAREER: Tight End at Kent State, 1971-73
(Associated Press Hon. Men. All-American in 1973)

COACHING EXPERIENCE: 24 seasons as head coach

COACHING ACHIEVEMENTS: MAC Champion – 1995;
MAC West Division Champion – 1997, 1998, 2000; Big
12 North Division Champion – 2007, 2008, 2010; Named
FieldTurf National Coach of the Year in 2007; SEC Eastern
Division Champion – 2013; 2014 SEC Coach of the Year, SEC
Eastern Division Champion – 2014.

BORN: April 27, 1952

YEAR-BY-YEAR

Year	School	Conf.	Pct.	All	Pct.	Bowl
1991	Toledo	4-3-1	.500	5-5-1	.563	
1992	Toledo	5-3	.727	8-3	.625	
1993	Toledo	3-5	.364	4-7	.375	
1994	Toledo	4-3-1	.591	6-4-1	.563	
1995	Toledo	7-0-1	.958	11-0-1	.938	Las Vegas
1996	Toledo	6-2	.636	7-4	.750	
1997	Toledo	7-1	.750	9-3	.875	
1998	Toledo	6-2	.583	7-5	.750	
1999	Toledo	5-3	.545	6-5	.625	
2000	Toledo	6-1	.909	10-1	.857	
2001	Missouri	3-5	.363	4-7	.375	
2002	Missouri	2-6	.417	5-7	.250	
2003	Missouri	4-4	.615	8-5	.500	Independence
2004	Missouri	3-5	.455	5-6	.375	
2005	Missouri	4-4	.583	7-5	.500	Independence
2006	Missouri	4-4	.615	8-5	.500	Sun
2007	Missouri	7-1	.857	12-2	.875	Cotton
2008	Missouri	5-3	.714	10-4	.625	Alamo
2009	Missouri	4-4	.615	8-5	.500	Texas
2010	Missouri	6-2	.833	10-3	.750	Insight
2011	Missouri	5-4	.583	8-5	.556	Independence
2012	Missouri	2-6	.250	5-7	.417	
2013	Missouri	7-1	.750	12-2	.875	Cotton
2014	Missouri	7-1	.750	11-3	.787	Citrus
TOTALS		116-73-3	.609	186-103-3	.642	24 Years
Missouri Record		63-50	.558	113-66	.631	14 Years
Toledo Record		53-23-3	.689	73-37-3	.646	10 Years
BOWL RECORD:		7-4	.636			

ASSISTANT COACHES

ANDY HILL (Missouri, 1985) Associate Head Coach/Quarterbacks – 20th Year

JOSH HENSON (Oklahoma State, 1998) Offensive Coordinator/Co-Offensive
Line – 7th Year

BARRY ODOM (Missouri, 1999) Defensive Coordinator/Linebackers – 1st Year

CORNELL FORD (Toledo, 1991) Cornerbacks – 15th Year

BRIAN JONES (Connecticut, 1980) Running Backs – 15th Year

CRAIG KULIGOWSKI (Toledo, 1991) Defensive Line – 15th Year

RYAN WALTERS (Colorado, 2008) Safeties – 1st Year

A.J. RICKER (Missouri, 2004) Offensive Line – 2nd Year

PAT WASHINGTON (Auburn, 1985) Receivers – 3rd Year

SUPPORT STAFF

DAN HOPKINS (Missouri, 2004) Director of Football Operations

NICK OTTERBACHER (Toledo, 2002) Director of Football Recruiting

KATHRYN LUCCHESI (Missouri, 2009) Director of Football Multimedia



MISSOURI

ALABAMA • ARKANSAS • AUBURN • FLORIDA • GEORGIA • KENTUCKY • LSU • OLE MISS

RETURNING OFFENSIVE STARTERS

No.	Name	POS	CLASS	HT	WT	EXP	Hometown/Last School
77	Evan Boehm	C	Sr.	6-3	320	3L	Lee's Summit, Mo./Lee's Summit West
7	Maty Mauk	QB	Jr.	6-0	200	2L	Kenton, Ohio/Kenton
60	Connor McGovern	OL	Sr.	6-4	300	3L	Fargo, N.D./Shanley
80	Sean Culkin	TE	Jr.	6-6	245	2L	Indian Rocks Beach, Fla./Christian
62	Taylor Chappell	OL	Sr.	6-3	305	1L	Canadian, Texas/Canadian
63	Brad McNulty	OL	Sr.	6-4	305	2L	Allen, Texas/Allen

RETURNING DEFENSIVE STARTERS

No.	Name	POS	CLASS	HT	WT	EXP	Hometown/Last School
10	Kentrell Brothers	LB	Sr.	6-1	235	2L	Guthrie, Okla./Guthrie
21	Ian Simon	S	Sr.	6-0	195	3L	Mansfield, Texas/Legacy
30	Michael Scherer	LB	Jr.	6-3	235	1L	St. Louis, Mo./Country Day
90	Harold Brantley	DT	Jr.	6-3	280	2L	Hershey, Pa./Hershey
11	Aarion Penton	CB	Jr.	5-10	190	2L	St. Louis, Mo./Christian Brothers
7	Kenya Dennis	CB	Sr.	5-11	200	1L	Leland, Miss./Hind CC

STARTERS LOST

Name	POS	CLASS	HT	WT
Mitch Morse	LT	Sr.	6-6	305
Marcus Murphy	TB	Sr.	5-9	195
Bud Sasser	WR	Sr.	6-2	210
Jimmie Hunt	WR	Sr.	6-0	215
Darius White	WR	Sr.	6-3	205
Markus Golden	DE	Sr.	6-3	260
Matt Hoch	DT	Sr.	6-5	295
Shane Ray	DE	Jr.	6-3	245
Duron Singleton	S	Sr.	6-1	210
Brayton Webb	S	Sr.	6-0	205

RETURNING STATISTICAL LEADERS

RUSHING:	GP-GS	ATT	YDS	AVG	TDS
Russell Hansbrough	14-4	205	1084	5.3	10
Maty Mauk	14-14	108	373	3.5	2
Ish Witter	12-0	27	101	3.7	1

PASSING:	GP-GS	COMP	ATT	PCT	YDS	INT	TDS
Maty Mauk	14-14	212	414	53.4	2648	13	25
Eddie Printz	3-0	0	1	0.0	0	0	0

RECEIVING:	GP-GS	REC	YDS	AVG	AVG/G	TDS
Sean Culkin	14-14	20	174	8.7	12.4	1
Russell Hansbrough	14-4	11	58	5.3	4.1	0
Nate Brown	9-0	5	45	9.0	5.0	0
Wesley Leftwich	10-6	3	36	12.0	3.6	0
J'Mon Moore	12-0	2	33	16.5	2.8	0

DEFENSE:	GP-GS	SOLO	ASST	TOTAL	INT/YDS	SACKS/YDS	TFL/YDS
Kentrell Brothers	14-14	62	60	122	0-0	1.0-5	5.0-17
Michael Scherer	14-14	51	63	114	0-0	0.5-1	3.5-5
Kenya Dennis	14-11	48	13	61	1-5	0.5-3	4.5-10
Ian Simon	14-14	34	20	54	1-0	0.5-1	1.0-1.5
Harold Brantley	14-12	22	32	54	0-0	5.0-48	7.0-51
Aarion Penton	13-12	22	14	36	3-38	0-0	2.0-7
John Gibson	14-5	16	16	32	0-0	0-0	1.0-2
Donavin Newsom	14-4	13	11	24	0-0	0-0	3.5-7
Josh Augusta	14-0	10	13	23	1-0	1.0-4	4.5-27
Eric Beisel	13-0	4	15	19	0-0	0-0	0.5-1

2014 RESULTS

11-3 Overall • 7-1 SEC

Home: 5-2 Away: 5-0 Neutral: 1-1 vs. Division: 5-1 vs. Top 25: 3-2

Aug. 30	[24/rv]	SOUTH DAKOTA STATE	60,589	W 38-18
Sept. 6	[24/22]	at Toledo	24,196	W 49-34
Sept. 13	[20/22]	CENTRAL FLORIDA	60,348	W 30-10
Sept. 20	[18/19]	INDIANA	66,455	L 27-31
Sept. 27	[rv/rv]	at South Carolina* (13/15)	83,493	W 21-20
Oct. 11	[23/24]	GEORGIA* (13/10)	71,168	L 0-34
Oct. 18	[--/rv]	at Florida*	89,117	W 42-13
Oct. 25	[rv/rv]	VANDERBILT* (HC)	65,264	W 24-14
Nov. 1	[rv/rv]	KENTUCKY*	62,004	W 20-10
Nov. 15	[rv/rv]	at Texas A&M* (rv/rv)	104,756	W 34-27
Nov. 22	[19/20]	at Tennessee*	95,821	W 29-21
Nov. 28	[17/17]	ARKANSAS* (rv/rv)	71,168	W 21-14
Dec. 6	[14/13]	vs. Alabama (1/1)	73,526	L 13-42
Jan. 1	[16/14]	vs. Minnesota (rv/rv)	48,624	W 33-17

Buffalo Wild Wings Citrus Bowl; Orlando, Fla.

[AP/Coaches] – Denotes team ranking at the time of the game; (AP/Coaches) – Denotes opponent ranking at the time of the game

MISSOURI Team Information

BASIC OFFENSE: Spread

BASIC DEFENSE: 4-3

LETTERMEN RETURNING: 38

OFFENSE: 15

DEFENSE: 22

SPECIALTY: 1

LETTERMEN LOST: 20

OFFENSE: 10

DEFENSE: 9

SPECIALTY: 1

STARTERS RETURNING: 13

OFFENSE: 6

DEFENSE: 6

SPECIALTY: 1

STARTERS LOST: 11

OFFENSE: 5

DEFENSE: 5

SPECIALTY: 1

NOTE: Specialists include punter and place-kicker only.

ALL-STAR CANDIDATES

Evan BOEHM

Senior • C • 6-3 • 320 • Lee's Summit, Mo.



- Has started 40 consecutive games at Mizzou
- 28 consecutive starts at center
- 2014 Preseason All-SEC Third Team
- 2014 Rimington and Outland Watch List
- 2012 1st-Team Freshman All-American (College Football News)
- 2012 2nd-Team Freshman All-American (Fox Sports)
- 2012 Team Freshman of the Year

Kentrell BROTHERS

Senior • LB • 6-1 • 235 • Guthrie, Okla.



- 2014 AP All-SEC Second Team
- SEC Defensive Player of the Week (Oct. 12)
- Leading returning tackler in SEC (122)
- Forced team-high three fumbles in 2014
- Reset career-high with 14 tackles in SEC Championship Game

Russell HANSBROUGH

Senior • TB • 5-9 • 190 • Arlington, Texas



- Rushed for 1,084 yards last season, sixth most in SEC
- Seventh in the SEC in rushing yards per game in 2014
- Ran for 199 yards at Texas A&M, 10th most in school history
- SEC Offensive Player of the Week (Nov. 17)
- CFPA National TB of the Week (Nov. 15)
- 2013 Spring Team Most Improved TB

Maty MAUK

Junior • QB • 6-0 • 200 • Kenton Ohio



- Has won 14 of 18 games as a starting QB
- SEC Offensive Player of the Week (Sept. 6)
- ESPN.com SEC "Helmet Sticker" (Sept. 6)
- Manning Award Star of the Week (Sept. 6)
- 2013 SEC All-Freshman Team
- 2013 SEC Freshman Player of the Week (Oct. 19, Nov. 2 & Nov. 9)
- 2013 Manning Award "Star of the Week" (Nov. 9)



MISSOURI

ALABAMA • ARKANSAS • AUBURN • FLORIDA • GEORGIA • KENTUCKY • LSU • OLE MISS

2015 ALPHABETICAL ROSTER

No.	Name	POS	CL	HT	WT	Hometown
22	Chase Abbingtion	RB	Jr.	6-2	215	St. Louis, Mo.
57	Alec Abeln	OL	R-So.	6-3	290	St. Louis, Mo.
64	Paul Adams	OL	R-Fr.	6-6	290	Nashville, Tenn.
45	Franklin Agbasimere	LB	Fr.	6-2	215	Lagos, Nigeria
97	Josh Augusta	DL	Jr.	6-4	345	Peoria, Ill.
99	Andrew Baggett	PK	Sr.	6-1	215	Lee's Summit, Mo.
41	Aaron Bailey	WR	So.	5-9	165	Round Rock, Texas
56	Sam Bailey	OL	R-Fr.	6-5	270	Lamar, Mo.
78	Andy Bauer	OL	R-Fr.	6-3	310	St. Louis, Mo.
79	Terry Beckner Jr.	DL	Fr.	6-4	300	East St. Louis, Ill.
38	Eric Beisel	LB	R-So.	6-3	225	Fenton, Mo.
13	Corbin Berkstresser	QB	R-Sr.	6-3	220	Lee's Summit, Mo.
17	DeSean Blair	WR	R-Fr.	6-3	190	Jacksonville, Fla.
46	Steven Blakley	TB	R-So.	5-11	225	Memphis, Tenn.
11	Kendall Blanton	TE	R-Fr.	6-6	250	Blue Springs, Mo.
77	Evan Boehm	OL	Sr.	6-3	320	Lee's Summit, Mo.
16	Brock Bondurant	S	R-Jr.	6-2	215	Memphis, Mo.
56	Walter Brady	DL	R-Fr.	6-3	255	Florence, Ala.
90	Harold Brantley	DL	R-Jr.	6-3	280	Hershey, Pa.
26	Jake Brents	WR	R-Jr.	6-3	205	Springfield, Mo.
10	Kentrell Brothers	LB	R-Sr.	6-1	235	Guthrie, Okla.
2	Nate Brown	WR	So.	6-3	205	Suwanee, Ga.
5	Cortland Browning	S	R-Sr.	6-1	205	Tyler, Texas
34	Joey Burkett	LB	R-So.	6-2	210	Jefferson City, Mo.
62	Taylor Chappell	OL	R-Sr.	6-5	305	Canadian, Texas
28	Logan Cheadle	DB	So.	5-10	180	Lee's Summit, Mo.
90	Nick Coffman	PK	R-Jr.	5-11	175	Houston, Texas
55	Nate Crawford	OL	R-So.	6-5	300	Pensacola, Fla.
70	Malik Cuellar	OL	Jr.	6-5	300	Fortuna, Calif.
80	Sean Culkin	TE	R-Jr.	6-6	245	Indian Rocks Beach, Fla.
17	Alex Demczak	QB	Sr.	6-0	200	Springfield, Ill.
7	Kenya Dennis	DB	Sr.	5-11	200	Leland, Miss.
15	Keyon Dilosa	WR	R-Fr.	6-3	200	Round Rock, Texas
5	Marquise Doherty	TB	Fr.	6-1	205	Kansas City, Mo.
24	Miles Drummond	TB	R-Jr.	5-11	215	Centralia, Mo.
82	Clayton Echard	TE	Sr.	6-5	260	Eureka, Mo.
12	John Eierman	QB	R-Fr.	6-0	210	Warsaw, Mo.
68	Mike Fairchild	OL	R-Fr.	6-5	295	Overland Park, Kan.
26	Corey Fatony	P	Fr.	5-11	185	Franklin, Tenn.
85	Richaud Floyd	WR	Fr.	5-11	165	Gulfport, Miss.
16	Marcell Frazier	DL	Jr.	6-5	265	Portland, Ore.
1	John Gibson	DB	R-Jr.	6-0	190	Missouri City, Texas
92	Justin Grava	DL	R-Jr.	6-3	260	Alpharetta, Ga.
40	Clarence Green	LB	R-Sr.	6-0	220	Clute, Texas
84	Emanuel Hall	WR	Fr.	6-3	200	Franklin, Tenn.
73	Mitch L. Hall	OL	Sr.	6-5	310	Russellville, Ark.
24	Terez Hall	LB	Fr.	6-2	215	Lithonia, Ga.
89	Tyler Hanneke	DL	Jr.	6-4	250	St. Charles, Mo.
32	Russell Hansbrough	TB	Sr.	5-9	195	Arlington, Texas
69	AJ Harris	OL	Fr.	6-4	285	Stilwell, Kan.
91	Charles Harris	DL	R-So.	6-3	255	Kansas City, Mo.
95	Rickey Hatley	DL	R-Jr.	6-4	285	Atlanta, Texas
52	Jordan Hill	OL	R-So.	6-2	270	Lee's Summit, Mo.
33	Cam Hilton	DB	Fr.	6-0	180	St. Louis, Mo.
88	Nate Howard	WR	Fr.	6-4	230	St. Louis, Mo.
75	Tyler Howell	OL	Fr.	6-8	300	Olathe, Kan.

No.	Name	POS	CL	HT	WT	Hometown
32	Tanner Hull	LB	R-So.	6-0	215	Kansas City, Mo.
35	Tyler Hunt	TB	Sr.	5-11	210	Huntsville, Mo.
86	Jake Hurrell	OL	R-Jr.	6-3	235	Saint Peters, Mo.
3	Luke Jackson	PK	So.	6-1	185	Pensacola, Fla.
98	Tyrell Jacobs	DI	Fr.	6-4	260	Kenner, La.
3	David Johnson	DB	R-Sr.	5-11	195	Spring, Texas
12	Johnathon Johnson	WR	Fr.	5-10	175	Memphis, Tenn.
64	Will Johnson	OL	Jr.	6-2	280	Salisbury, N.C.
15	Grant Jones	LB	R-Fr.	6-3	225	Columbia, Mo.
98	Tom Kalish	P	R-Fr.	5-10	175	St. Louis, Mo.
41	Eric Laurent	WR	R-Jr.	6-3	215	Ballwin, Mo.
4	Brandon Lee	LB	R-Fr.	6-2	220	Indianapolis, Ind.
18	Wesley Leftwich	WR	R-Sr.	6-1	205	Columbia, Mo.
3	Drew Lock	QB	Fr.	6-4	205	Lee's Summit, Mo.
96	A.J. Logan	DL	R-So.	6-2	300	Columbia, Mo.
7	Maty Mauk	QB	R-Jr.	6-0	200	Kenton, Ohio
60	Connor McGovern	OL	R-Sr.	6-4	305	Fargo, N.D.
29	DeAndre McKenzie	DB	Sr.	6-1	185	Lee's Summit, Mo.
63	Brad McNulty	OL	R-Sr.	6-4	305	Allen, Texas
98	Rocel McWilliams	DL	R-Fr.	6-2	240	Pensacola, Fla.
54	Nick Monaghan	OL	R-Sr.	6-2	245	Darien, Ill.
6	J'Mon Moore	WR	R-So.	6-3	190	Missouri City, Texas
18	Josh Moore	DL	Fr.	6-5	206	Olathe, Kan.
25	Donavin Newsom	LB	R-Jr.	6-2	230	St. Louis, Mo.
65	Tanner Owen	OL	Fr.	6-5	280	Kearney, Mo.
71	Kevin Pendleton	OL	R-Fr.	6-4	315	Lee's Summit, Mo.
11	Aarion Penton	DB	Jr.	5-10	190	St. Louis, Mo.
38	Ronnell Perkins	WR	Fr.	6-0	185	St. Louis, Mo.
66	Adam Ploudre	OL	R-So.	6-4	295	Ballwin, Mo.
9	Eddie Printz	QB	R-So.	6-3	205	Marietta, Ga.
87	Austin Ray	TE	R-So.	6-4	245	Columbia, Mo.
10	Jason Reese	TE	R-So.	6-5	250	Eules, Texas
72	Clay Rhodes	OL	R-So.	6-5	290	Stilwell, Kan.
16	Thomas Richard	WR	R-Fr.	6-1	190	Nashville, Tenn.
61	Adam Roland	OL	R-Fr.	6-3	315	St. Louis, Mo.
6	Tavon Ross	DB	R-Fr.	6-0	200	Cochran, Ga.
30	Michael Scherer	LB	Jr.	6-3	235	St. Louis, Mo.
52	Eddie Serrano	DL	R-So.	6-3	235	Niles, Ill.
22	Anthony Sherrills	DB	R-So.	6-0	190	Kansas City, Mo.
21	Ian Simon	S	R-Sr.	6-0	195	Mansfield, Texas
8	Justin Smith	WR	Fr.	6-7	200	Dublin, Ga.
40	Andrew Stevens	TB	R-Jr.	5-9	195	St. Louis, Mo.
36	Morgan Steward	TB	R-Jr.	6-0	210	Kansas City, Mo.
31	Finis Stribling IV	DB	R-Fr.	5-11	175	Thompson's
20	Trevon Walters	TB	R-Fr.	5-10	200	Bradenton, Fla.
46	Trei Walton	DB	Sr.	5-10	190	Northville, Mich.
9	TJ Warren	DB	Fr.	5-11	190	Conyers, Ga.
53	Christian Williams	LB	R-Jr.	6-0	235	Lake Ozark, Mo.
4	Ryan Williams	TB	Fr.	6-0	180	Lee's Summit, Mo.
13	Spencer Williams	DL	R-Fr.	6-3	245	Jacksonville, Fla.
8	Thomas Wilson	S	So.	5-10	190	Suwanee, Ga.
14	Raymond Wingo	DB	R-Fr.	5-11	175	St. Louis, Mo.
48	Roderick Winters	LB	R-Fr.	5-11	225	Arlington, Texas
29	Ish Witter	TB	So.	5-10	190	Tampa, Fla.
1	Marvin Zanders	QB	R-Fr.	6-1	185	Jacksonville, Fla.

YEAR-BY-YEAR RECORDS

Year	Coach	Conf		Overall	Bowls
		Conf	Finish		
1890	A.L. McRae			2-1	
1891	Hal Reed			3-1	
1892	E.H. Jones			1-2	
1893	H.L. Robinson			4-3	
1894	H.L. Robinson			4-3	
1895	C.D. "Pop" Bliss			7-1	
1896	Frank Patterson			7-5	
1897	Charles Young			5-6	
1898	David L. Fultz			1-4-1	
1899	David L. Fultz			9-2	
1900	Fred Murphy			4-4-1	
1901	Fred Murphy			2-6-1	
1902	Pat O'Dea			5-3	
1903	John F. McLean			1-7-1	
1904	John F. McLean			3-6	
1905	John F. McLean			5-4	
1906	W.J. Monilaw			5-2-1	
1907	W.J. Monilaw	1-2	4th	7-2	
1908	W.J. Monilaw	3-2	4th	6-2	
1909	William W. Roper	4-0-1	1st	7-0-1	
1910	W. Hollenbeck	2-1-1	3rd	4-2-2	
1911	Chester L. Brewer	0-2-2	5th	2-4-2	
1912	Chester L. Brewer	2-3	4th	5-3	
1913	Chester L. Brewer	4-0	1st	7-1	
1914	H.F. Schulte	4-1	2nd	5-3	
1915	H.F. Schulte	1-3-1	5th	2-5-1	
1916	H.F. Schulte	3-1-1	2nd	6-1-1	
1917	H.F. Schulte	2-4	5th	3-5	
1918	No Varsity Schedule (Influenza Epidemic)				
1919	John F. Miller	4-0-1	1st	5-1-2	
1920	Miller/Phelan	5-1	2nd	7-1	
1921	James Phelan	4-2	T-2nd	6-2	
1922	Thomas Kelly	4-3	4th	5-3	
1923	Gwinn Henry	1-3-2	8th	2-3-3	
1924	Gwinn Henry	5-1	1st	7-2	Christmas Fest.
1925	Gwinn Henry	5-1	1st	6-1-1	
1926	Gwinn Henry	3-1-1	T-3rd	5-1-2	
1927	Gwinn Henry	5-1	1st	7-2	
1928	Gwinn Henry	3-2	T-2nd	4-4	
1929	Gwinn Henry	3-1-1	2nd	5-2-1	
1930	Gwinn Henry	1-2-2	5th	2-5-2	
1931	Gwinn Henry	1-4	T-5th	2-8	
1932	Frank Carideo	1-3-1	5th	1-7-1	
1933	Frank Carideo	0-5	6th	1-8	
1934	Frank Carideo	0-5	6th	0-8-1	
1935	Don Faurot	0-2-3	6th	3-3-3	
1936	Don Faurot	3-1-1	2nd	6-2-1	
1937	Don Faurot	2-2-1	4th	3-6-1	
1938	Don Faurot	2-3	T-3rd	6-3	
1939	Don Faurot	5-0	1st	8-2	Orange
1940	Don Faurot	3-2	3rd	6-3	
1941	Don Faurot	5-0	1st	8-2	Sugar
1942	Don Faurot	4-0-1	1st	8-3-1	
1943	Chauncey Simpson	3-2	T-2nd	3-5	
1944	Chauncey Simpson	2-1-2	3rd	3-5-2	
1945	Chauncey Simpson	5-0	1st	6-4	Cotton
1946	Don Faurot	3-2	T-3rd	5-4-1	
1947	Don Faurot	3-2	3rd	6-4	
1948	Don Faurot	5-1	2nd	8-3	Gator
1949	Don Faurot	5-1	2nd	7-4	Gator
1950	Don Faurot	3-2-1	3rd	4-5-1	
1951	Don Faurot	2-4	T-4th	3-7	
1952	Don Faurot	5-1	2nd	5-5	
1953	Don Faurot	4-2	T-2nd	6-4	
1954	Don Faurot	3-2-1	T-3rd	4-5-1	
1955	Don Faurot	1-5	7th	1-9	
1956	Don Faurot	3-2-1	3rd	4-5-1	
1957	Frank Broyles	3-3	T-3rd	5-4-1	
1958	Dan Devine	4-1-1	2nd	5-4-1	
1959	Dan Devine	4-2	2nd	6-5	Orange
1960	Dan Devine	7-0	1st	11-0	Orange
1961	Dan Devine	5-2	T-2nd	7-2-1	
1962	Dan Devine	5-1-1	2nd	8-1-2	Bluebonnet
1963	Dan Devine	5-2	3rd	7-3	
1964	Dan Devine	4-2-1	4th	6-3-1	
1965	Dan Devine	6-1	2nd	8-2-1	Sugar
1966	Dan Devine	4-2-1	T-3rd	6-3-1	
1967	Dan Devine	4-3	4th	7-3	
1968	Dan Devine	5-2	3rd	8-3	Gator
1969	Dan Devine	6-1	T-1st	9-2	Orange
1970	Dan Devine	3-4	T-4th	5-6	
1971	Al Onofrio	0-7	8th	1-10	
1972	Al Onofrio	4-3	T-4th	6-6	Fiesta
1973	Al Onofrio	3-4	5th	8-4	Sun

Year	Coach	Conf		Overall	Bowls
		Conf	Finish		
1974	Al Onofrio	5-2	T-2nd	7-4	
1975	Al Onofrio	3-4	T-5th	6-5	
1976	Al Onofrio	3-4	6th	6-5	
1977	Al Onofrio	3-4	5th	4-7	
1978	Warren Powers	4-3	T-3rd	8-4	Liberty
1979	Warren Powers	3-4	4th	7-5	Hall of Fame
1980	Warren Powers	5-2	3rd	8-4	Liberty
1981	Warren Powers	3-4	5th	8-4	Tangerine
1982	Warren Powers	2-3-2	5th	5-4-2	
1983	Warren Powers	5-2	T-2nd	7-5	Holiday
1984	Warren Powers	2-4-1	T-5th	3-7-1	
1985	Woody Widenhofer	1-6	T-7th	1-10	
1986	Woody Widenhofer	2-5	6th	3-8	
1987	Woody Widenhofer	3-4	5th	5-6	
1988	Woody Widenhofer	2-5	6th	3-7-1	
1989	Bob Stull	1-6	7th	2-9	
1990	Bob Stull	2-5	T-6th	4-7	
1991	Bob Stull	1-6	7th	3-7-1	
1992	Bob Stull	2-5	T-6th	3-8	
1993	Bob Stull	2-5	T-6th	3-7-1	
1994	Larry Smith	2-5	6th	3-8-1	
1995	Larry Smith	1-6	T-7th	3-8	
1996	Larry Smith	3-5	4th	5-6	
1997	Larry Smith	5-3	3rd	7-5	Holiday
1998	Larry Smith	5-3	T-2nd	8-4	Insight.com
1999	Larry Smith	1-7	T-5th	4-7	
2000	Larry Smith	2-6	T-5th	3-8	
2001	Gary Pinkel	3-5	T-4th	4-7	
2002	Gary Pinkel	2-6	5th	5-7	
2003	Gary Pinkel	4-4	3rd	8-5	Independence
2004	Gary Pinkel	3-5	T-3rd	5-6	
2005	Gary Pinkel	4-4	T-2nd	7-5	Independence
2006	Gary Pinkel	4-4	T-2nd	8-5	Sun
2007	Gary Pinkel	7-1	1st	12-2	Cotton
2008	Gary Pinkel	5-3	1st	10-4	Alamo
2009	Gary Pinkel	4-4	2nd	8-5	Texas
2010	Gary Pinkel	6-2	T-1st	10-3	Insight
2011	Gary Pinkel	5-4	5th	8-5	Independence
2012	Gary Pinkel	2-6	5-E	5-7	
2013	Gary Pinkel	7-1	1-E	12-2	Cotton
2014	Gary Pinkel	7-1	1-E	11-3	Citrus

BOWL RESULTS (15-16)

Bowl	Opponent	Result	Date
Christmas Festival	Southern California	L 20-7	12-25-24
Orange	Georgia Tech	L 21-7	1-1-40
Sugar	Fordham	L 2-0	1-1-42
Cotton	Texas	L 40-27	1-1-46
Gator	Clemson	L 24-23	1-1-49
Gator	Maryland	L 20-7	1-2-50
Orange	Georgia	L 14-0	1-1-60
Orange	Navy	W 21-14	1-2-61
Bluebonnet	Georgia Tech	W 14-10	12-22-62
Sugar	Florida	W 20-18	1-1-66
Gator	Alabama	W 35-10	12-28-68
Orange	Penn State	L 10-3	1-1-70
Fiesta	Arizona State	L 49-35	12-23-72
Sun	Auburn	W 34-17	12-29-73
Liberty	LSU	W 20-15	12-23-78
Hall of Fame	South Carolina	W 24-14	12-29-79
Liberty	Purdue	L 28-25	12-27-80
Tangerine	S. Mississippi	W 19-17	12-19-81
Holiday	Brigham Young	L 21-17	12-23-83
Holiday	Colorado State	L 35-24	12-29-97
Insight.com	West Virginia	W 34-31	12-26-98
Independence	Arkansas	L 27-14	12-31-03
Independence	South Carolina	W 38-31	12-30-05
Sun	Oregon State	L 39-38	12-29-06
Cotton	Arkansas	W 38-7	1-1-08
Alamo	Northwestern	W 30-23 (OT)	12-29-08
Texas	Navy	L 35-13	12-31-09
Insight	Iowa	L 27-24	12-28-10
Independence	North Carolina	W 41-24	12-26-11
Cotton	Oklahoma State	W 41-31	1-3-14
Citrus	Minnesota	W 33-17	1-1-15



SOUTH CAROLINA

ALABAMA • ARKANSAS • AUBURN • FLORIDA • GEORGIA • KENTUCKY • LSU • OLE MISS



2015 SCHEDULE

Sept. 3	North Carolina (Charlotte, 6:00 ET – ESPN)	UNC leads 34-18-4
Sept. 12	KENTUCKY* (7:30 ET – SECN)	SC leads 17-8-1
Sept. 19	at Georgia* (6:00 ET – ESPN)	UGA leads 47-18-2
Sept. 26	CENTRAL FLORIDA	SC leads 4-0-0
Oct. 3	at Missouri*	MU leads 3-2-0
Oct. 10	LSU*	LSU leads 17-2-1
Oct. 17	VANDERBILT*	SC leads 20-4-0
Oct. 31	at Texas A&M*	A&M leads 1-0-0
Nov. 7	at Tennessee*	UT leads 24-7-2
Nov. 14	FLORIDA*	UF leads 24-8-3
Nov. 21	CITADEL	SC leads 40-7-3
Nov. 28	CLEMSON	CU leads 66-42-4

*SEC Game

University of South Carolina Gamecocks Quick Facts

LOCATION: Columbia, South Carolina

FOUNDED: 1801

ENROLLMENT: 32,972

NICKNAME: Gamecocks

COLORS: Garnet (PMS 202C) and Black

STADIUM: Williams-Brice (80,250)

PLAYING SURFACE: Natural Grass

FIRST GAME: Oct. 3, 1934 – South Carolina 22, VMI 6

HOME RECORD: 281-181-14 (.605)

HOME ATTENDANCE: 569,664 (81,381 avg./101.4% Capacity)

ALL-TIME RECORD: 583-553-44 (.513/1,180 games)

2014 RECORD: 7-6 (4-3 H, 2-3 A, 1-0 N, 3-3 vs. Eastern Division)

2014 SEC RECORD/FINISH: 3-5/ T4th SEC East

SEC CHAMPIONSHIPS: 0

BOWL: Independence Bowl, Shreveport, La. (South Carolina 24, Miami 21)

BOWL APPEARANCES: 20

BOWL RECORD: 8-12 (.400)

LAST BOWL APPEARANCE: Independence Bowl, Shreveport, La. (defeated Miami, 24-21, Dec. 27, 2014)



DR. HARRIS PASTIDES
President
(SUNY Albany, '71)



DR. VALINDA LITTLEFIELD
Faculty Representative
(North Carolina Central, '87)



RAY TANNER
Athletics Director
(North Carolina State, '80)



STEVE SPURRIER
Head Football Coach
(Florida, '67)

SOUTH CAROLINA



MISSISSIPPI STATE • MISSOURI • SOUTH CAROLINA • TENNESSEE • TEXAS A&M • VANDERBILT

STEVE SPURRIER



HOMETOWN: Johnson City, Tenn.

ALMA MATER: Florida, 1967

PLAYING CAREER: Florida starting quarterback 1964-66 (All-SEC and All-America 1965, 1966; SEC Most Valuable Player and Heisman Trophy winner 1966); San Francisco (NFL) 1967-75; Tampa Bay (NFL) 1976; National Football Foundation Hall of Fame 1986.

COACHING EXPERIENCE: Florida Assistant 1978; Georgia Tech Assistant 1979; Duke Assistant 1980-82; Tampa Bay Head Coach (USFL) 1983-85; Duke Head Coach 1987-89; Florida Head Coach 1990-2001; Washington Head Coach (NFL) 2002-03; South Carolina Head Coach 2005-present.

COACHING ACHIEVEMENTS: USFL Playoffs 1983, 1984; 1988 and 1989 ACC Coach of the Year; 1989 ACC Co-Champions; 1990, 1991, 1994, 1995, 1996, 2005, 2010 SEC Coach of the Year; 1991, 1993-96, 2000 SEC Champions; 1996 National Champions.

BORN: April 20, 1945

WIFE: Jeri Starr

CHILDREN: Lisa, Amy, Steve, Scotty

YEAR-BY-YEAR

Year	School	Conf.	Pct.	All	Pct.	Bowl
1983	Tampa Bay	USFL		11-7	.611	Playoffs
1984	Tampa Bay	USFL		14-4	.778	Playoffs
1985	Tampa Bay	USFL		10-8	.556	
1987	Duke	2-5	.286	5-6	.455	
1988	Duke	3-3-1	.500	7-3-1	.682	
1989	Duke	6-1	.857	8-4	.667	All-American
1990	Florida	6-1	.857	9-2	.818	
1991	Florida	7-0	1.000	10-2	.833	Sugar
1992	Florida	6-2	.750	9-4	.692	Gator
1993	Florida	7-1	.875	11-2	.846	Sugar
1994	Florida	7-1	.875	10-2-1	.808	Sugar
1995	Florida	8-0	1.000	12-1	.923	Fiesta
1996	Florida	8-0	1.000	12-1	.923	Sugar
1997	Florida	6-2	.750	10-2	.833	Citrus
1998	Florida	7-1	.875	10-2	.833	Orange
1999	Florida	7-1	.875	9-4	.692	Citrus
2000	Florida	7-1	.875	10-3	.769	Sugar
2001	Florida	6-2	.750	10-2	.833	Orange
2002	Washington	NFL		7-9	.438	
2003	Washington	NFL		5-11	.313	
2005	South Carolina	5-3	.625	7-5	.583	Independence
2006	South Carolina	3-5	.375	8-5	.615	Liberty
2007	South Carolina	3-5	.375	6-6	.500	
2008	South Carolina	4-4	.500	7-6	.538	Outback
2009	South Carolina	3-5	.375	7-6	.538	Papajohns
2010	South Carolina	5-3	.625	9-5	.643	Chick-fil-A
2011	South Carolina	6-2	.750	11-2	.846	Capital One
2012	South Carolina	6-2	.750	11-2	.846	Outback
2013	South Carolina	6-2	.750	11-2	.846	Capital One
2014	South Carolina	3-5	.375	7-6	.538	Independence
TOTALS				273-126-2	.683	30 Years
College Record		137-57-1	.705	226-85-2	.725	25 Years
South Carolina Record	44-36		.550	84-45	.651	10 Years
Florida Record		82-12	.872	122-27-1	.817	12 Years
Duke Record		11-9-1	.548	20-13-1	.603	3 Years
Professional Record		47-41-0	.534			
BOWL RECORD:		11-10	.524			

ASSISTANT COACHES

DEKE ADAMS (Southern Miss, 1995) Defensive Line – 3rd Year
KIRK BOTKIN (Arkansas, 1994) Linebackers/Spurs – 4th Year
SHAWN ELLIOTT (Appalachian State, 1995) Co-Offensive Coordinator/Offensive Line – 6th Year
JON HOKE (Ball State, 1980) Co-Defensive Coordinator – 1st Year
G.A. MANGUS (Florida, 1992) Quarterbacks/Tight Ends – 7th Year
JOE ROBINSON (Louisiana State, 1985) Special Teams Coordinator – 4th Year
EVERETTE SANDS (The Citadel, 1993) Running Backs – 4th Year
STEVE SPURRIER JR. (Duke, 1994) Co-Offensive Coordinator/Wide Receivers/Recruiting Coordinator – 11th Year
LORENZO WARD (Alabama, 1991) Co-Defensive Coordinator – 7th Year

SUPPORT STAFF

JOEY BLAKE (Western Carolina, 2012) Director of Football Nutrition
GRADY BROWN (Alabama A&M, 2000) Quality Control Coordinator
JOE CONNOLLY (Hartford, 2004) Director of Strength & Conditioning
ANDRE GOODMAN (South Carolina, 2002) Director of Football Development
CLINT HAGGARD (Georgia, 2002) Head Football Athletic Trainer
ROBBIE LILES (South Carolina, 2001) Director of Recruiting Operations
JOE LISLE (Middle Tennessee State, 1990) Assistant AD/Video Operations
CHRIS MATLOCK (UT-Chattanooga, 1986) Equipment Manager
PATRICK SHINE (South Carolina, 2004) Administrative Coordinator – Recruiting
JAMIE SPERONIS (Florida, 1985) Associate AD/Football Operations
SCOTT SPURRIER (South Carolina, 2009) Quality Control Coordinator
BRIAN TURK (South Carolina, 2010) Quality Control Coordinator
TRAVELLE WHARTON (South Carolina, 2004) Quality Control Coordinator
SHAQ WILSON (South Carolina, 2012) Quality Control Coordinator



SOUTH CAROLINA

ALABAMA • ARKANSAS • AUBURN • FLORIDA • GEORGIA • KENTUCKY • LSU • OLE MISS

RETURNING OFFENSIVE STARTERS

No.	Name	POS	CLASS	HT	WT	EXP	Hometown/Last School
11	Pharoh Cooper	WR	JR	5-11	207	2L	Havelock, N.C. (Havelock)
70	Alan Knott	OC	SO	6-4	270	1L	Tyrone, Ga. (Sandy Creek)
71	Brandon Shell	RT	SR	6-6	328	3L	Goose Creek, S.C. (Goose Creek)
75	Will Sport	RG	SR	6-5	295	3L	Milton, Fla. (Pace)

RETURNING DEFENSIVE STARTERS

No.	Name	POS	CLASS	HT	WT	EXP	Hometown/Last School
44	Gerald Dixon	DE	JR	6-2	269	2L	Rock Hill, S.C. (South Pointe)
92	Gerald Dixon Jr.	DT	SR	6-3	327	3L	Rock Hill, S.C. (Northwestern)
5	Darius English	DE	JR	6-6	225	2L	Powder Springs, Ga. (McEachern)
20	T.J. Gurley	SS	SR	5-10	193	3L	Cairo, Ga. (Cairo)
3	Chris Lammons	CB	SO	5-10	183	1L	Sunrise, Fla. (Plantation)
6	Chris Moody	FS	JR	6-1	215	2L	McDonough, Ga. (Henry County)
10	Skai Moore	LB	JR	6-2	218	2L	Cooper City, Fla. (University)
28	Jonathan Walton	LB	JR	6-0	235	2L	Daphne, Ala. (Bayside Academy)

STARTERS LOST

Name	POS	CLASS	HT	WT
Rory Anderson	TE	SR	6-5	227
Damiere Byrd	WR	SR	5-9	180
A.J. Cann	LG	SR	6-4	311
Mike Davis	TB	JR	5-9	223
Nick Jones	WR	SR	5-7	168
Corey Robinson	LT	SR	6-8	344
Dylan Thompson	QB	SR	6-3	218
Sharrod Golightly	SPR	SR	5-10	187
J.T. Surratt	DT	SR	6-2	310
Brison Williams	CB	SR	5-11	208
Tyler Hull	P	SR	6-2	207

RETURNING STATISTICAL LEADERS

RUSHING:	ATT	YARDS	AVG	TDS
Brandon Wilds	106	570	5.4	4
David Williams	45	256	5.7	2
Pharoh Cooper	27	200	7.4	2

PASSING:	ATT	COMP	INT	TDS	YARDS	PCT
Pharoh Cooper	8	5	0	2	78	62.5
Connor Mitch	6	2	0	0	19	33.3

RECEIVING:	REC	YARDS	AVG	AVG/GAME	TDS
Pharoh Cooper	69	1136	16.5	87.4	9
Jerell Adams	21	279	13.3	21.5	1
Brandon Wilds	18	143	7.9	11.9	1

TACKLES:	TOTAL	SOLO	ASST	INT	SACKS	TFL (YDS)
Skai Moore	93	52	41	3	1.0-9	2.5-13
T.J. Gurley	80	49	31	1	0.0-0	1.0-3
Jonathan Walton	61	36	25	1	0.0-0	2.5-3
Gerald Dixon	42	29	13	0	2.0-35	5.0-44

2014 RESULTS

7-6 Overall • 3-5 SEC

Home: 4-3 Away: 2-3 Neutral: 1-0 vs. Division: 3-3 vs. Top 25: 1-3

Aug. 28	[9/9]	TEXAS A&M (21/20)	82,847	L	28-52
Sept. 6	[21/21]	EAST CAROLINA	80,899	W	33-23
Sept. 13	[24/23]	GEORGIA* (6/6)	84,232	W	38-35
Sept. 20	[14/16]	at Vanderbilt*	34,441	W	48-34
Sept. 27	[13/15]	MISSOURI* (rv/rv)	83,493	L	20-21
Oct. 4	[rv/rv]	at Kentucky*	62,135	L	38-45
Oct. 18	[rv/--]	FURMAN	78,101	W	41-10
Oct. 25		at Auburn* (5/6)	87,451	L	35-42
Nov. 1		TENNESSEE*	81,891	L	42-45 OT
Nov. 15		at Florida* (--/rv)	85,088	W	23-20 OT
Nov. 22		SOUTH ALABAMA	78,201	W	37-12
Nov. 29		at Clemson (23/24)	82,720	L	17-35
Dec. 27		vs. Miami	38,242	W	24-21

[AP/Coaches] – Denotes team ranking at the time of the game; (AP/Coaches) – Denotes opponent ranking at the time of the game

S. CAROLINA Team Information

BASIC OFFENSE: Multiple

BASIC DEFENSE: 4-2-5

LETTERMEN RETURNING: 43

OFFENSE: 16

DEFENSE: 24

SPECIALTY: 3

LETTERMEN LOST: 26

OFFENSE: 14

DEFENSE: 9

SPECIALTY: 3

STARTERS RETURNING: 13

OFFENSE: 4

DEFENSE: 8

SPECIALTY: 1

STARTERS LOST: 11

OFFENSE: 7

DEFENSE: 3

SPECIALTY: 1

NOTE: Specialists include punter and place-kicker only.



ALL-STAR CANDIDATES

Pharoh COOPER

Junior • WR • 5-11 • 207 • Havelock, N.C.



- Earned first-team All-SEC honors by the AP and SEC coaches as a wide receiver and was a second-team pick by both as an all-purpose back in 2014.
- Ranked third in the SEC in receptions (69), second in receiving yards (1,136) and receiving yards per game (87.4), fourth in receptions per game (5.3) and ninth in all-purpose yards/game (108.5).
- A 2015 preseason first-team All-SEC selection by Phil Steele and Athlon and a third-team preseason All-American by Phil Steele.

Elliott FRY

Junior • PK • 6-0 • 164 • Frisco, Texas



- A Lou Groza semifinalist as the nation's top placekicker and a second-team All-SEC selection in 2014.
- Has connected on 76.7 percent of his field goals (33-of-43) in his career, with three of his misses coming from 54 yards or longer.
- Has converted 105-of-106 extra point tries, including his last 99 in a row, a school record.
- After just two seasons, ranks second in school history in field goal accuracy, third in PATs made, tied for third in PATs attempted and fourth in points scored.

Skai MOORE

Junior • LB • 6-2 • 218 • Cooper City, Fla.



- A preseason third-team All-SEC pick by Athlon and a fourth-team selection by Phil Steele.
- Has led the Gamecocks in tackles in each of the last two years, becoming the first player to do so since Emanuel Cook (2007-08).
- Owns 149 career tackles and seven interceptions in his first two seasons for the Garnet & Black.
- Ranked 10th in the SEC in 2014 with 7.8 tackles per game.

Brandon SHELL

Senior • OT • 6-6 • 328 • Goose Creek, S.C.



- Fifth-year senior offensive tackle who is the most experienced player on the squad.
- A preseason third-team All-SEC selection according to Phil Steele.
- Has made 36 career starts over the past three seasons, including each of the last 35 games.
- A two-time member of the SEC Fall Academic Honor Roll.
- Great uncle is NFL Hall of Famer Art Shell.



SOUTH CAROLINA

ALABAMA • ARKANSAS • AUBURN • FLORIDA • GEORGIA • KENTUCKY • LSU • OLE MISS

2015 ALPHABETICAL ROSTER

No.	Name	POS	HT	WT	CL-EXP	Hometown
89	Jerrell Adams	TE	6-6	231	SR-3L	Pinewood, S.C.
4	Bryson Allen-Williams	LB	6-1	233	SO-1L	Ellenwood, Ga.
	Michael Almond	K/P	6-3	200	FR-HS	North Augusta, S.C.
19	Landon Ard	PK	5-9	182	SR-2L	Rock Hill, S.C.
40	Jacob August	TE	6-6	258	FR-RS	Columbia, S.C.
78	Zack Bailey	OG	6-6	320	FR-HS	Summerville, S.C.
39	Rivers Bedenbaugh	FB	6-2	245	SO-TR	Leesville, S.C.
29	Matrack Belton	WR	6-4	209	JR-SQ	Columbia, S.C.
91	Shameik Blackshear	DE	6-4	250	FR-HS	Bluffton, S.C.
27	Toure Boyd	FS	5-11	180	JR-JC	Rancho Cucamonga, Calif.
23	Larenz Bryant	LB	6-0	220	JR-2L	Charlotte, N.C.
63	Blake Camper	OT	6-8	295	FR-HS	Virginia Beach, Va.
7	Shon Carson	TB	5-8	204	SR-2L	Scranton, S.C.
20	Joseph Charlton	K/P	6-5	180	FR-HS	Columbia, S.C.
4	Jalen Christian	WR	5-9	177	FR-HS	Damascus, Md.
18	Cedrick Cooper	DE	6-2	248	SR-3L	Lithonia, Ga.
11	Pharoh Cooper	WR	5-11	207	JR-2L	Havelock, N.C.
97	Devante Covington	DE	6-4	235	JR-JC	Rockingham, N.C.
86	Kevin Crosby	TE	6-1	238	FR-RS	Bamberg, S.C.
14	Shaq Davidson	WR	5-11	175	FR-RS	Gaffney, S.C.
34	Mon Denson	TB	5-10	222	FR-HS	LaGrange, Ga.
79	Trey Derouen	OG	6-3	314	FR-HS	Lilburn, Ga.
42	Jordan Diggs	SS	6-0	209	JR-2L	Fort Myers, Fla.
44	Gerald Dixon	DE	6-2	269	JR-2L	Rock Hill, S.C.
92	Gerald Dixon Jr.	DT	6-3	327	SR-3L	Rock Hill, S.C.
52	Phillip Dukes	DT	6-3	319	SR-2L	Manning, S.C.
17	Chaz Elder	SS	6-2	209	JR-2L	Union City, Ga.
5	Darius English	DE	6-6	225	JR-2L	Powder Springs, Ga.
30	Daniel Fennell	LB	6-3	220	FR-HS	Loganville, Ga.
16	Rashad Fenton	CB	5-10	180	FR-HS	Miami, Fla.
29	Elliott Fry	PK	6-0	164	JR-2L	Frisco, Texas
43	Garrison Gist	FB	5-10	251	SR-SQ	Rock Hill, S.C.
5	Terry Googer	WR	6-4	226	FR-RS	Atlanta, Ga.
7	Wesley Green	CB	5-10	175	FR-RS	Lithonia, Ga.
94	Kelsey Griffin	DT	6-2	316	JR-2L	Buford, Ga.
14	Ali Groves	SS	5-10	183	SO-SQ	Stone Mountain, Ga.
20	T.J. Gurley	SPR	5-10	193	SR-3L	Cairo, Ga.
31	Al Harris Jr.	CB	5-11	163	SO-1L	Fort Lauderdale, Fla.
12	Ernest Hawkins	LB	6-1	224	SO-JC	Baltimore, Md.
83	Carlton Heard	WR	6-0	182	SR-1L	Athens, Ga.
57	Cory Helms	OC	6-4	301	JR-TR	Alpharetta, Ga.
13	Jalen Henry	LB	5-10	207	FR-HS	Foley, Ala.
11	T.J. Holloman	LB	6-2	231	JR-2L	Stone Mountain, Ga.
46	Jakob Huechtler	LS	5-6	188	SO-HS	Rock Hill, S.C.
81	Hayden Hurst	WR	6-5	221	FR-HS	Jacksonville, Fla.
35	Shannon James	CB	5-7	154	JR-SQ	Florence, S.C.
8	Shamier Jeffery	WR	6-1	189	SR-2L	St. Matthews, S.C.
55	David Johnson	DE	6-1	240	SO-1L	Lithonia, Ga.
21	Isaiah Johnson	SS	6-1	210	SR-TR	Cary, N.C.
	Octavis Johnson	CB	6-0	185	FR-HS	Homerville, Ga.
93	Ulric Jones	DT	6-5	300	JR-JC	Oxford, Ala.
13	Sean Kelly	P	5-10	189	JR-TR	Oakland, Fla.
70	Alan Knott	OC	6-4	270	SO-1L	Tyrone, Ga.

No.	Name	POS	HT	WT	CL-EXP	Hometown
99	Abu Lamin	DT	6-4	326	JR-1L	Fayetteville, N.C.
3	Chris Lammons	CB	5-10	183	SO-1L	Lauderhill, Fla.
8	Marquavius Lewis	DE	6-3	264	JR-JC	Greenwood, S.C.
46	Cedrick Malone	LB	6-0	200	JR-SQ	Camden, S.C.
84	Kyle Markway	TE	6-4	243	FR-HS	St. Louis, Mo.
76	Mike Matulis	OT	6-5	293	SR-2L	Boynton Beach, Fla.
48	Nick McGriff	LS	6-0	224	FR-RS	Gainesville, Fla.
1	Rico McWilliams	CB	5-11	186	JR-2L	Hampton, Ga.
6	Connor Mitch	QB	6-3	211	SO-SQ	Raleigh, N.C.
6	Chris Moody	FS	6-1	215	JR-2L	McDonough, Ga.
10	Skai Moore	LB	6-2	218	JR-2L	Cooper City, Fla.
	Max Moorman	FB	5-10	234	FR-HS	Alpharetta, Ga.
3	D.J. Neal	WR	6-3	193	FR-HS	Stone Mountain, Ga.
19	Lorenzo Nunez	QB	6-3	210	FR-HS	Kennesaw, Ga.
82	Sean Odom	WR	6-0	194	JR-SQ	Orangeburg, S.C.
10	Perry Orth	QB	6-1	203	JR-SQ	Ponte Vedra, Fla.
23	Christian Owens	WR	6-5	204	FR-HS	Griffin, Ga.
69	D.J. Park	OT	6-4	325	SO-1L	Dillon, S.C.
30	Darius Paulk	TB	5-8	198	JR-SQ	Columbia, S.C.
55	Christian Peltage	OT	6-6	314	FR-HS	Brooksville, Fla.
9	Sherrad Pittman	LB	6-0	225	FR-HS	Jacksonville, Fla.
49	Devin Potter	TB	5-10	203	JR-SQ	Granite Falls, N.C.
	Gage Pucci	QB	5-11	195	FR-HS	Glendora, Calif.
87	Connor Redmond	TE	6-4	225	FR-HS	Lawrenceville, Ga.
43	Benji Russell	SS	6-0	188	SO-SQ	Atlanta, Ga.
1	Deebo Samuel	WR	6-0	202	FR-RS	Inman, S.C.
26	Jasper Sasser	SPR	6-0	210	SO-1L	Jacksonville, Fla.
95	Dante Sawyer	DE	6-3	291	SO-JC	Suwanee, Ga.
12	Michael Scarnecchia	QB	6-4	210	FR-RS	Fleming Island, Fla.
71	Brandon Shell	OT	6-6	328	SR-3L	Goose Creek, S.C.
25	Darin Smalls	SPR	5-11	190	FR-HS	Summerville, S.C.
39	Demetrius Smalls	CB	5-11	172	SO-SQ	Bluffton, S.C.
24	D.J. Smith	FS	5-11	195	SO-1L	Marietta, Ga.
22	Jamari Smith	CB	5-10	200	SO-1L	Jacksonville, Fla.
75	Will Sport	OG	6-5	295	SR-3L	Milton, Fla.
65	Brock Stadnik	OG	6-5	285	JR-2L	Greensboro, N.C.
45	Clayton Stadnik	TE	6-3	240	JR-2L	Greensboro, N.C.
90	Taylor Stallworth	DT	6-2	308	SO-1L	Mobile, Ala.
72	Donell Stanley	OG	6-4	320	FR-RS	Floydale, S.C.
32	Rod Talley	TB	5-10	201	SO-SQ	Laurens, S.C.
25	A.J. Turner	TB	5-10	185	FR-HS	Clifton, Va.
51	Cody Waldrop	OG	6-2	300	JR-2L	Seffner, Fla.
45	Reubyn Walker	LB	5-10	220	JR-TR	Rock Hill, S.C.
28	Jonathan Walton	LB	6-0	235	JR-2L	Daphne, Ala.
9	Jerad Washington	WR	5-8	158	FR-HS	Jacksonville, Fla.
49	Boosie Whitlow	DE	6-4	220	FR-HS	Opelika, Ala.
48	Dexter Wideman	DT	6-4	293	FR-PS	Saluda, S.C.
15	Antoine Wilder	SS	5-10	185	FR-HS	Riverdale, Ga.
22	Brandon Wilds	TB	6-2	216	SR-3L	Blythewood, S.C.
33	David Williams	TB	6-1	214	SO-1L	Philadelphia, Pa.
47	Drew Williams	LS	6-2	213	JR-2L	Irmo, S.C.
77	Malik Young	OT	6-3	308	FR-RS	Pelzer, S.C.
74	Mason Zandi	OT	6-9	314	JR-2L	Chapin, S.C.

SOUTH CAROLINA



MISSISSIPPI STATE • MISSOURI • SOUTH CAROLINA • TENNESSEE • TEXAS A&M • VANDERBILT

YEAR-BY-YEAR RECORDS

Year	Coach	SEC	SEC Finish	Overall	Bowls
1892	No Coach			0-1	
1893	No Team				
1894	No Coach			0-2	
1895	No Coach			2-1	
1896	W.H. Whaley			1-3	
1897	W. P. Murphy			0-3	
1898	W. Wertebaker			1-2	
1899	I. O. Hunt			2-3	
1900	I. O. Hunt			4-3	
1901	R. W. Dickson			3-4	
1902	C. R. Williams			6-1	
1903	C. R. Williams			8-2	
1904	Christie Benet			5-2-1	
1905	Christie Benet			4-2-1	
1906	(Football banned by trustees)			-	
1907	Douglas McKay			3-0	
1908	Christie Benet			3-5-1	
1909	Christie Benet			2-6	
1910	John H. Neff			4-4	
1911	John H. Neff			1-4-2	
1912	N. B. Edgerton			5-2-1	
1913	N. B. Edgerton			4-3	
1914	N. B. Edgerton			5-5-1	
1915	N. B. Edgerton			5-3-1	
1916	Rice Warren			2-7	
1917	Dixon Foster			3-5	
1918	Frank Dobson			2-1-1	
1919	Dixon Foster			1-7-1	
1920	Sol Metzger			5-4	
1921	Sol Metzger			5-1-2	
1922	Sol Metzger			5-4	
1923	Sol Metzger			4-6	
1924	Sol Metzger			7-3	
1925	Branch Bocock			7-3	
1926	Branch Bocock			6-4	
1927	Harry Lightsey			4-5	
1928	Billy Laval			6-2-2	
1929	Billy Laval			6-5	
1930	Billy Laval			6-4	
1931	Billy Laval			5-4-1	
1932	Billy Laval			5-4-2	
1933	Billy Laval			6-3-1	-
1934	Billy Laval			5-4	-
1935	Don McCallister			3-7	-
1936	Don McCallister			5-7	-
1937	Don McCallister			5-6-1	-
1938	Rex Enright			6-4-1	-
1939	Rex Enright			3-6-1	-
1940	Rex Enright			3-6	-
1941	Rex Enright			4-4-1	-
1942	Rex Enright			1-7-1	-
1943	J. P. Moran			5-2	-
1944	William Newton			3-4-2	-
1945	Johnnie McMillan			2-4-3	Gator
1946	Rex Enright			5-3	-
1947	Rex Enright			6-2-1	-
1948	Rex Enright			3-5	-
1949	Rex Enright			4-6	-
1950	Rex Enright			3-4-2	-
1951	Rex Enright			5-4	-
1952	Rex Enright			5-5	-
1953	Rex Enright			7-3	-
1954	Rex Enright			6-4	-
1955	Rex Enright			3-6	-
1956	Warren Giese			7-3	-
1957	Warren Giese			5-5	-
1958	Warren Giese			7-3	-
1959	Warren Giese			6-4	-
1960	Warren Giese			3-6-1	-
1961	Marvin Bass			4-6	-
1962	Marvin Bass			4-5-1	-
1963	Marvin Bass			1-8-1	-
1964	Marvin Bass			3-5-2	-
1965	Marvin Bass			5-5	-
1966	Paul Dietzel			1-9	-
1967	Paul Dietzel			5-5	-

Year	Coach	SEC	SEC Finish	Overall	Bowls
1968	Paul Dietzel			4-6	-
1969	Paul Dietzel			7-4	Peach
1970	Paul Dietzel			4-6-1	-
1971	Paul Dietzel			6-5	-
1972	Paul Dietzel			4-7	-
1973	Paul Dietzel			7-4	-
1974	Paul Dietzel			4-7	-
1975	Jim Carlen			7-5	Tangerine
1976	Jim Carlen			6-5	-
1977	Jim Carlen			5-7	-
1978	Jim Carlen			5-5-1	-
1979	Jim Carlen			8-4	Hall of Fame
1980	Jim Carlen			8-4	Gator
1981	Jim Carlen			6-6	-
1982	Richard Bell			4-7	-
1983	Joe Morrison			5-6	-
1984	Joe Morrison			10-2	Gator
1985	Joe Morrison			5-6	-
1986	Joe Morrison			3-6-2	-
1987	Joe Morrison			8-4	Gator
1988	Joe Morrison			8-4	Liberty
1989	Sparky Woods			6-4-1	-
1990	Sparky Woods			6-5	-
1991	Sparky Woods			3-6-2	-
1992	Sparky Woods	3-5	4-E	5-6	-
1993	Sparky Woods	#3-5	T4-E	#5-6	-
1994	Brad Scott	3-5	3-E	7-5	Carquest
1995	Brad Scott	2-5-1	4-E	4-6-1	-
1996	Brad Scott	4-4	3-E	6-5	-
1997	Brad Scot	3-5	4-E	5-6	-
1998	Brad Scott	0-8	6-E	1-10	-
1999	Lou Holtz	0-8	6-E	0-11	-
2000	Lou Holtz	5-3	T2-E	8-4	Outback
2001	Lou Holtz	5-3	3-E	9-3	Outback
2002	Lou Holtz	3-5	4-E	5-7	-
2003	Lou Holtz	2-6	4-E	5-7	-
2004	Lou Holtz	4-4	T3-E	6-5	-
2005	Steve Spurrier	5-3	T2-E	7-5	Independence
2006	Steve Spurrier	3-5	5-E	8-5	Liberty
2007	Steve Spurrier	3-5	T4-E	6-6	-
2008	Steve Spurrier	4-4	T3-E	7-6	Outback
2009	Steve Spurrier	3-5	T4-E	7-6	Papajohns.com
2010	Steve Spurrier	5-3	1-E	9-5	Chick-fil-A
2011	Steve Spurrier	6-2	2-E	11-2	Capital One
2012	Steve Spurrier	6-2	3-E	11-2	Outback
2013	Steve Spurrier	6-2	2-E	11-2	Capital One
2014	Steve Spurrier	3-5	T4-E	7-6	Independence

Includes game forfeited to South Carolina

BOWL RESULTS (8-12)

Bowl	Opponent	Result	Date
Gator	Wake Forest	L 14-26	1-1-46
Peach	West Virginia	L 3-14	12-30-69
Tangerine	Miami-Ohio	L 7-20	12-20-75
Hall of Fame	Missouri	L 14-24	12-29-79
Gator	Pittsburgh	L 9-37	12-29-80
Gator	Oklahoma State	L 14-21	12-28-84
Gator	LSU	L 13-30	12-31-87
Liberty	Indiana	L 10-34	12-28-88
Carquest	West Virginia	W 24-21	1-2-95
Outback	Ohio State	W 24-7	1-1-01
Outback	Ohio State	W 31-28	1-1-02
Independence	Missouri	L 31-38	12-30-05
Liberty	Houston	W 44-36	12-29-06
Outback	Iowa	L 10-31	1-1-09
Papajohns.com	Connecticut	L 7-20	1-2-10
Chick-fil-A	Florida State	L 17-26	12-31-10
Capital One	Nebraska	W 30-13	1-2-12
Outback	Michigan	W 33-28	1-1-13
Capital One	Wisconsin	W 34-24	1-1-14
Independence	Miami	W 24-21	12-27-14



2015 SCHEDULE

Sept. 5	BOWLING GREEN (Nashville, 4:00 ET – SECN)	First Meeting
Sept. 12	OKLAHOMA (6:00 ET – ESPN)	OU leads 2-1
Sept. 19	WESTERN CAROLINA (7:00 ET – ESPNU)	First Meeting
Sept. 26	at Florida*	UF leads 25-19
Oct. 3	ARKANSAS*	UT leads 13-4
Oct. 10	GEORGIA*	Tied 21-21-2
Oct. 24	at Alabama*	UA leads 52-38-7
Oct. 31	at Kentucky*	UT leads 77-24-9
Nov. 7	SOUTH CAROLINA*	UT leads 24-7-2
Nov. 14	NORTH TEXAS	NT leads 1-0
Nov. 21	at Missouri*	Mizzou leads 3-0
Nov. 28	VANDERBILT*	UT leads 74-29-5

*SEC Game

University of Tennessee Volunteers Quick Facts

LOCATION: Knoxville, Tennessee

FOUNDED: 1794

ENROLLMENT: 27,410

NICKNAME: Volunteers or Vols

COLORS: Orange (PMS 151) and White

STADIUM: Neyland Stadium (102,455)

PLAYING SURFACE: Tifway 419
Bermuda Hybrid Grass

FIRST GAME: Sept. 24, 1921 –
Tennessee 27, Emory & Henry 0

HOME RECORD: 449-121-17 (.779)

HOME ATTENDANCE: 698,276
(99,754 avg./97.36% Capacity)

ALL-TIME RECORD: 811-367-53
(.680/1,231 games)

2014 RECORD: 7-6 (4-3 H, 2-3 A,
1-0 N, 3-3 vs. Eastern Division)

2014 SEC RECORD/FINISH: 3-5/
4th SEC East

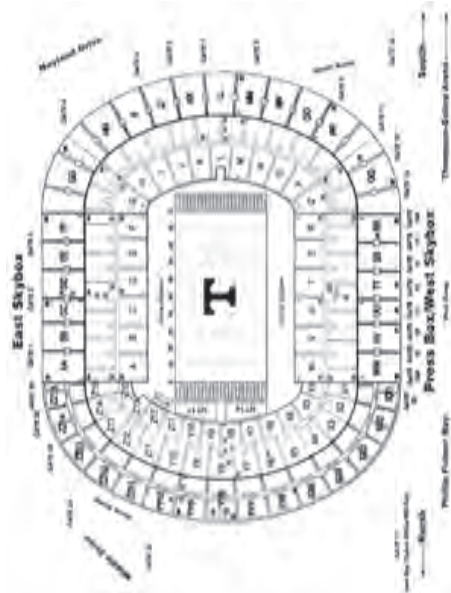
SEC CHAMPIONSHIPS: 13 (1938,
39†, 40, 46†, 51†, 56, 67, 69, 85,
89†, 90, 97, 98)

BOWL: TaxSlayer Bowl, Jacksonville,
Fla. (Tennessee 45, Iowa 28)

BOWL APPEARANCES: 50

BOWL RECORD: 26-24 (.520)

LAST BOWL APPEARANCE:
TaxSlayer Bowl, Jacksonville, Fla.
(defeated Iowa, 45-28, Jan. 2,
2015)



JIMMY CHEEK
Chancellor
(Texas A&M, '69)



DR. DONALD BRUCE
Faculty Representative
(Drew, '94)



DAVE HART
Athletics Director
(Alabama, '71)



BUTCH JONES
Head Football Coach
(Ferris State, '90)

BUTCH JONES



HOMETOWN: Saugatuck, Mich.

ALMA MATER: Ferris State, 1990

PLAYING CAREER: Ferris State, two-year letterman

COACHING CAREER: 2012-present: Tennessee, head coach; 2010-12: Cincinnati, head coach; 2007-09: Central Michigan, head coach; 2005-06: West Virginia, wide receivers; 2004: Central Michigan, running backs; 2001-03: Central Michigan, offensive coordinator; 2000: Central Michigan, running backs; 1999: Central Michigan, wide receivers; 1998: Central Michigan, tight ends; 1996-97: Ferris State, offensive coordinator; 1995: Ferris State, running backs; 1993-94: Wilkes Univ, offensive coordinator; 1990-92: Rutgers, graduate assistant; 1987-89: Tampa Bay (NFL), intern

COACHING HONORS: Won at least eight games in five of his seven years as head coach, including three seasons of nine-plus wins in the last five years (2009, 2011, 2012). Has won 10 or more games twice, finishing 11-2 at Central Michigan in 2009 and posting a 10-3 record and Top-25 final national ranking with Cincinnati in 2011. Won four conference championships in six seasons as a head coach, including the Big East title in 2011 and 2012 with Cincinnati and the 2007 and 2009 Mid-Atlantic Conference titles at Central Michigan. Earned Big East Conference coach of the Year honors from the league after his 10-win season with the Bearcats in 2011 and earned the same honor from CBSsports.com in 2012.

BORN: Jan. 17, 1968

WIFE: Barb

CHILDREN: Alex, Adam, Andrew

YEAR-BY-YEAR

Year	School	Conf.	Pct.	All	Pct.	Bowl
2007	Central Michigan	6-1	.857	8-6	.571	Motor City
2008	Central Michigan	6-2	.750	8-5	.615	Motor City
2009	Central Michigan	8-0	1.000	11-2	.846	GMAC
2010	Cincinnati	2-5	.286	4-8	.333	
2011	Cincinnati	5-2	.714	10-3	.769	Liberty
2012	Cincinnati	5-2	.714	9-3	.750	Belk
2013	Tennessee	2-6	.250	5-7	.417	
2014	Tennessee	3-5	.375	7-6	.538	TaxSlayer
TOTALS		37-23	.617	62-40	.608	8 Years
Tennessee Record		5-11	.313	12-13	.480	2 Years
Central Mich. Record		20-3	.870	27-13	.675	3 Years
Cincinnati Record		12-9	.571	23-14	.622	3 Years
BOWL RECORD:		4-2	.667			

ASSISTANT COACHES

STEVE STRIPLING (Colorado, 1976) Assoc. Head Coach/Def. Line – 3rd Year

MIKE DEBORD (Manchester College, 1978) Offensive Coordinator – 1st Year

JOHN JANCEK (Grand Valley State, 1991) Defensive Coordinator – 3rd Year

WILLIE MARTINEZ (Miami (Fla.), 1985) Asst. Head Coach/Def. Backs – 3rd Year

ZACH AZZANNI (Central Michigan, 1999) Wide Receivers/Pass. Coord. – 3rd Year

MARK ELDER (Case Western Reserve, 2000) Tight Ends/Special Teams – 3rd Year

ROBERT GILLESPIE (Florida, 2005) Running Backs/Rec. Coord. – 3rd Year

DON MAHONEY (West Virginia State, 1993) Offensive Line – 3rd Year

TOMMY THIGPEN (North Carolina, 1993) Linebackers – 3rd Year

SUPPORT STAFF

DAVE LAWSON (West Virginia Tech, 1992) Strength & Conditioning

CHRIS SPOGNARDI (Central Michigan, 2008) Director of Football Operations

BOB WELTON (Adrian College (Mich.), 1991) Director of Player Personnel

ROGER FRAZIER (Tennessee, 1982) Equipment Manager

DR. CHRIS KLENCK (Purdue, 1995) Team Physician

T TENNESSEE

ALABAMA • ARKANSAS • AUBURN • FLORIDA • GEORGIA • KENTUCKY • LSU • OLE MISS

RETURNING OFFENSIVE STARTERS

No.	Name	POS	CLASS	HT	WT	EXP	Hometown/Last School
11	Joshua Dobbs	QB	Jr.	6-3	212	2L	Alpharetta, Ga./Alpharetta
1	Jalen Hurd	RB	So.	6-3	230	1L	Hendersonville, Tenn./Beech Senior
8	Marquez North	WR	Jr.	6-4	224	2L	Charlotte, N.C./Mallard Creek
2	Pig Howard	WR	Sr.	5-8	187	3L	Orlando, Fla./Edgewater
57	Mack Crowder	OL	R-Sr.	6-2	290	2L	Bristol, Tenn./Tennessee HS
77	Kyler Kerbyson	OL	R-Sr.	6-4	317	3L	Knoxville, Tenn./Knoxville Catholic

RETURNING DEFENSIVE STARTERS

No.	Name	POS	CLASS	HT	WT	EXP	Hometown/Last School
56	Curt Maggitt	LB/DL	R-Sr.	6-3	246	3L	West Palm Beach, Fla./Dwyer
9	Derek Barnett	DE	So.	6-3	268	1L	Nashville, Tenn./Brentwood Academy
23	Cameron Sutton	DB	Jr.	6-1	189	2L	Jonesboro, Ga./Jonesboro
37	Brian Randolph	DB	R-Sr.	6-0	208	3L	Marietta, Ga./Kell
21	Jalen Reeves-Maybin	LB	Jr.	6-1	225	2L	Clarksville, Tenn./Northeast
33	LaDarrell McNeil	DB	Sr.	6-1	206	3L	Dallas, Texas/Wilmer-Hutchins

STARTERS LOST

Name	POS	CLASS	HT	WT
Justin Coleman	DB	Sr.	5-10	188
Matt Darr	P	R-Sr.	6-1	220
Jacob Gilliam	OL	R-Sr.	6-4	297
A.J. Johnson	LB	Sr.	6-2	245
Marlin Lane	RB	Sr.	5-11	209
Jordan Williams	DL	Sr.	6-5	284
Justin Worley	QB	Sr.	6-4	220
Devrin Young	RB	Sr.	5-8	173

RETURNING STATISTICAL LEADERS

RUSHING:	GP-GS	ATT	GAIN	LOSS	NET	AVG	TD	LONG	AVG/G
Jalen Hurd	13-9	190	938	39	899	4.7	5	43	69.2
Joshua Dobbs	6-5	104	587	118	469	4.5	8	36	78.2
Marlin Lane	12-4	86	319	19	300	3.5	1	44	25.0

PASSING:	GP-GS	EFFIC	CMP-ATT-INT	PCT	YARDS	TD	LONG	AVG/G
Justin Worley	7-7	124.3	157-252-8	62.3	1579	12	56	225.6
Joshua Dobbs	6-5	130.5	112-177-6	63.3	1206	9	52	201.0

RECEIVING:	GP-GS	NO.	YARDS	AVG	TD	LONG	AVG/G
Alton Howard	13-9	54	618	11.4	1	33	47.5
Von Pearson	11-8	38	393	10.3	5	56	35.7
Jalen Hurd	13-9	35	221	6.3	2	30	17.0
Marquez North	10-10	30	320	10.7	4	24	32.0
Josh Malone	13-6	23	231	10.0	1	20	17.8
Ethan Wolf	12-11	23	212	9.2	0	25	17.7
Jason Croom	12-1	21	305	14.5	4	52	25.4

TACKLES:	TOTAL	SOLO	ASST	INT	SACKS	TFL (YARDS)
A.J. Johnson	101	58	43	1	2.0	9.0 (-40)
Jalen Reeves-Maybin	101	63	38	1	2.0	11.0 (-35)
Brian Randolph	88	65	23	2	-	1.5 (-4)
LaDarrell McNeil	76	46	30	2	-	1.5 (-4)
Derek Barnett	72	47	25	-	10.0	20.5 (-79)

2014 RESULTS

7-6 Overall • 3-5 SEC

Home: 4-3 Away: 2-3 Neutral: 1-0 vs. Division: 3-3 vs. Top 25: 0-5

Aug. 31		UTAH STATE	102,455	W 38-7
Sept. 6	[rv/--]	ARKANSAS STATE	99,538	W 34-19
Sept. 13	[rv/rv]	at Oklahoma (4/3)	85,622	L 10-34
Sept. 27		at Georgia* (12/13)	92,746	L 32-35
Oct. 4		FLORIDA*	102,455	L 9-10
Oct. 11		CHATTANOOGA	93,097	W 45-10
Oct. 18		at Ole Miss* (3/3)	62,081	L 3-34
Oct. 25		ALABAMA* (4/4)	102,455	L 20-34
Nov. 1		at South Carolina*	81,891	W 45-42 OT
Nov. 15		KENTUCKY*	102,455	W 50-16
Nov. 22		MISSOURI* (19/20)	95,821	L 21-29
Nov. 29		at Vanderbilt*	40,350	W 24-17
Jan. 2		vs. Iowa	56,310	W 45-28

[AP/Coaches] – Denotes team ranking at the time of the game; [AP/Coaches] – Denotes opponent ranking at the time of the game

TENNESSEE Team Information

BASIC OFFENSE: Multiple

BASIC DEFENSE: 4-3

LETTERMEN RETURNING: 48

OFFENSE: 22

DEFENSE: 26

SPECIALTY: 0

LETTERMEN LOST: 23

OFFENSE: 14

DEFENSE: 7

SPECIALTY: 2

STARTERS RETURNING: 21

OFFENSE: 10

DEFENSE: 8

SPECIALTY: 3

STARTERS LOST: 6

OFFENSE: 2

DEFENSE: 3

SPECIALTY: 1

NOTE: Specialists include punter, place-kicker and long snapper.

ALL-STAR CANDIDATES

Derek BARNETT

Sophomore • DE • 6-3 • 268 • Nashville, Tenn.



- 2015 Athlon Sports Preseason Second Team All-American
- 2015 Lindy's Sports Preseason Second Team All-SEC
- 2015 Phil Steele Preseason Third Team All-SEC
- As a freshman in 2014, was named a Freshman All-American by Football Writers Association of America, Sportin News, ESPN, Scout, 247 Sports and Campus Insiders
- Set Tennessee record for most tackles for loss (20.5) and sacks (10.0) by a true freshman

Joshua DOBBS

Junior • QB • 6-3 • 212 • Alpharetta, Ga.



- 2015 Athlon Sports Preseason Third Team All-SEC
- 2015 Lindy's Sports Preseason Second Team All-SEC
- 2015 Sporting News Best SEC Player Under Pressure
- Led Tennessee with touchdowns scored with eight (all rushing)
- As starting QB in 2014, went 4-1 and averaged 36.7 points and 431.0 yards of offense per game
- Named MVP of the 2015 TaxSlayer Bowl after compiling 205 total yards of offense and three touchdowns (two rushing, one passing) to lead the Vols to a 45-28 win over Iowa

Curt MAGGITT

R-Senior • LB/DL • 6-3 • 246 • West Palm Beach, Fla.



- 2015 Phil Steele Preseason Third-Team All-American
- 2015 Athlon Sports Preseason Second Team All-SEC
- 2015 Lindy's Sports Preseason Second team All-SEC
- Set career highs in tackles (48), solo tackles (34), sacks (11.0) and tackles for loss (15) in 2014
- Tied for 12th in nation and third in SEC with team-high 11.0 sacks in 2014
- Returned to action in 2014 after redshirt season in 2013 when he was recovering from off-season surgeries

Cameron SUTTON

Junior • DB • 6-1 • 189 • Jonesboro, Ga.



- 2015 Sporting News Preseason Second Team All-American
- 2015 Athlon Sports Preseason Second Team All-SEC
- 2015 Lindy's Sports Preseason First Team All-SEC
- 2015 Phil Steele Preseason Third Team All-SEC
- Started all 13 games in 2014 and had 37 tackles, 4.0 TFLs and three INTs and led the team with 16 passes defended
- His 16 passes defended in 2014 ranked fourth in the SEC and were the third-most ever by a Tennessee player

2015 ALPHABETICAL ROSTER

No.	Name	POS	HT	WT	CL	Hometown
5	Ralph David Abernathy IV	RB	5-7	161	RS SR	Atlanta, Ga.
3	Micah Abernathy	DB	6-0	186	FR	Atlanta, Ga.
46	Max Arnold	DB	5-11	198	RS SR	McKenzie, Tenn.
10	Patrick Ashford	H	6-0	207	RS SR	Morristown, Tenn.
9	Derek Barnett	DE	6-3	268	SO	Nashville, Tenn.
17	Dillon Bates	LB	6-3	225	RS FR	Ponte Vedra Beach, Fla.
41	Elliott Berry	LB	6-0	217	SO	Fairburn, Ga.
29	Evan Berry	DB	5-11	208	SO	Fairburn, Ga.
74	Dontavious Blair	OL	6-8	295	RS JR	Anniston, Ala.
83	Cody Blanc	WR	6-3	202	RS JR	Knoxville, Tenn.
50	Venzell Boulware	OL	6-3	303	FR	Union City, Ga.
86	A.J. Branisel	TE	6-4	237	RS SO	South Euclid, Ohio
27	Jocquez Bruce	WR	5-10	162	FR	Knoxville, Tenn.
36	Gavin Bryant	LB	6-0	236	RS FR	Jackson, Ala.
	George Bullock	PK	6-0	210	RS JR	Knoxville, Tenn.
52	Andrew Butcher	DL	6-2	250	FR	Alpharetta, Ga.
51	Kenny Bynum	LB	6-1	250	RS JR	Jacksonville, Fla.
88	Neiko Creamer	TE	6-3	233	RS FR	Wilmington, Del.
18	Jason Croom	WR	6-5	235	RS JR	Norcross, Ga.
57	Mack Crowder	OL	6-2	290	RS SR	Bristol, Tenn.
93	Trevor Daniel	P	6-2	250	RS SO	Dickson, Tenn.
11	Joshua Dobbs	QB	6-3	212	JR	Alpharetta, Ga.
12	Quinten Dormady	QB	6-4	213	FR	Boerne, Texas
79	Thomas Edwards	OL	6-4	322	RS SO	Kingsport, Tenn.
48	Alex Ellis	TE	6-4	236	RS SR	Del Mar, Del.
90	Charles Folger	DL	6-4	244	RS JR	Augusta, Ga.
22	Malik Foreman	DB	5-10	187	JR	Kingsport, Tenn.
35	MaLeik Gatewood	DB	5-10	180	FR	Memphis, Tenn.
7	Rashaan Gaulden	DB	6-1	184	SO	Spring Hill, Tenn.
59	Matt Giampapa	LS	6-0	217	RS SR	Jackson, Tenn.
26	Stephen Griffin	DB	6-2	202	FR	Charlotte, N.C.
76	Chance Hall	OL	6-5	317	FR	Roanoke, Va.
2	Pig Howard	WR	5-8	187	SR	Orlando, Fla.
1	Jalen Hurd	RB	6-3	230	SO	Hendersonville, Tenn.
75	Marcus Jackson	OL	6-2	308	RS SR	Vero Beach, Fla.
14	Zac Jancek	QB	6-5	195	FR	Knoxville, Tenn.
15	Jauan Jennings	QB	6-4	202	FR	Murfreesboro, Tenn.
44	Jakob Johnson	DL	6-4	240	SO	Stuttgart, Germany
81	Johnathon Johnson	WR	5-9	185	SR	Friendswood, Texas
39	Alex Jones	PK	5-5	136	FR	Knoxville, Tenn.
66	Jack Jones	OL	6-5	289	FR	Murfreesboro, Tenn.
13	Sheriron Jones	QB	6-2	182	FR	Perris, Calif.
53	Colton Jumper	LB	6-2	223	SO	Lookout Mountain, Tenn.
89	Will Jumper	TE	6-3	215	FR	Signal Mountain, Tenn.
6	Alvin Kamara	RB	5-11	210	RS SO	Norcross, Ga.
6	Todd Kelly Jr.	DB	6-0	208	SO	Knoxville, Tenn.
63	Brett Kendrick	OL	6-6	308	RS SO	Knoxville, Tenn.
77	Kyler Kerbyson	OL	6-4	317	RS SR	Knoxville, Tenn.
34	Darrin Kirkland Jr.	LB	6-2	235	FR	Indianapolis, Ind.
47	Landon Knoll	LB	6-3	210	FR	Nashville, Tenn.
24	Michael Lacey	WR	5-8	165	FR	Nashville, Tenn.

No.	Name	POS	HT	WT	CL	Hometown
4	LaTroy Lewis	DL	6-4	260	RS JR	Akron, Ohio
46	Riley Lovingood	LS	6-0	246	FR	Hendersonville, Tenn.
48	DaJour Maddox	LB	6-1	200	FR	Stone Mountain, Ga.
56	Curt Maggitt	LB/DL	6-3	246	RS SR	West Palm Beach, Fla.
3	Josh Malone	WR	6-3	198	SO	Gallatin, Tenn.
8	Justin Martin	DB	6-2	173	SO	Antioch, Tenn.
	Will Martinez	WR	5-10	175	SO	Knoxville, Tenn.
20	Cortez McDowell	LB	6-1	227	SO	Locust Grove, Ga.
1	Kahlil McKenzie	DL	6-3	327	FR	Walnut Creek, Calif.
33	LaDarrell McNeil	DB	6-1	206	SR	Dallas, Texas
25	Aaron Medley	PK	6-2	189	SO	Lewisburg, Tenn.
24	Darrell Miller	DB	5-10	170	FR	Cedar Hill, Texas
40	Dimarya Mixon	DL	6-3	270	SO	Compton, Calif.
12	Emmanuel Moseley	DB	5-11	175	SO	Greensboro, N.C.
78	Charles Mosley	OL	6-5	350	RS FR	Brighton, Tenn.
8	Marquez North	WR	6-4	224	JR	Charlotte, N.C.
95	Danny O'Brien	DL	6-2	282	RS JR	Flint, Mich.
17	Kyle Oliver	TE	6-4	226	FR	LaVergne, Tenn.
9	Von Pearson	WR	6-3	187	SR	Newport News, Va.
10	Vincent Perry	WR	5-10	170	FR	Nashville, Tenn.
5	Kyle Phillips	DL	6-4	255	FR	Nashville, Tenn.
37	Brian Randolph	DB	6-0	208	RS SR	Marietta, Ga.
64	Ray Raulerson	OL	6-5	279	RS FR	Tampa, Fla.
21	Jalen Reeves-Maybin	LB	6-1	225	JR	Clarksville, Tenn.
31	Nate Renfro	P	6-1	205	RS SR	Brentwood, Tenn.
51	Drew Richmond	OL	6-5	310	FR	Memphis, Tenn.
73	Jashon Robertson	OL	6-3	310	SO	Nashville, Tenn.
60	Austin Sanders	OL	6-5	307	RS SO	Cleveland, Tenn.
14	Quart'e Sapp	LB	6-2	200	FR	Alpharetta, Ga.
96	Trevarris Saulsberry	DL	6-4	308	RS SR	Gainesville, Fla.
11	Austin Smith	LB	6-3	234	FR	Buford, Ga.
25	Josh Smith	WR	6-1	205	RS SO	Knoxville, Tenn.
37	Jayson Sparks	RB	5-8	177	RS SO	Loganville, Ga.
54	Zach Stewart	OL	6-4	310	FR	Coalfield, Tenn.
47	Joe Stocstill	TE	6-2	234	RS JR	Lewisburg, Tenn.
23	Cameron Sutton	DB	6-1	189	JR	Jonesboro, Ga.
13	Devaun Swafford	DB	5-11	192	JR	Kingsport, Tenn.
19	Darrell Taylor	DL	6-4	228	FR	Waverly, Va.
55	Coleman Thomas	OL	6-6	308	SO	Max Meadows, Va.
43	Laszlo Toser	PK	5-9	185	FR	Ooltewah, Tenn.
27	Tommy Townsend	P	6-1	168	FR	Orlando, Fla.
2	Shy Tuttle	DL	6-3	315	FR	Midway, N.C.
50	Corey Vereen	DL	6-2	253	JR	Winter Garden, Fla.
39	Kendal Vickers	DL	6-3	288	RS SO	Havelock, N.C.
42	Chris Weatherd	LB	6-4	217	SR	Carrollton, Texas
71	Dylan Wiesman	OL	6-3	305	JR	Cincinnati, Ohio
58	Owen Williams	DL	6-2	295	RS SR	Macon, Ga.
7	Preston Williams	WR	6-4	180	FR	Hampton, Ga.
80	Eli Wolf	TE	6-4	205	FR	Minster, Ohio
82	Ethan Wolf	TE	6-5	240	SO	Minster, Ohio
21	Joe Young	RB	6-0	194	FR	Winnsboro, S.C.

TENNESSEE

MISSISSIPPI STATE • MISSOURI • SOUTH CAROLINA • TENNESSEE • TEXAS A&M • VANDERBILT

YEAR-BY-YEAR RECORDS

Year	Coach	SEC	SEC Finish	Overall	Bowls
1891	None			0-1	
1892	None			2-5	
1893	None			2-4	
1894	No Team				
1895	No Team				
1896	None			4-0	
1897	None			4-1	
1898	No Team				
1899	J.A. Pierce			6-2	
1900	J.A. Pierce			3-2-1	
1901	George Kelley			3-3-2	
1902	H.F. Fisher			6-2	
1903	H.F. Fisher			4-5	
1904	S.D. Crawford			3-5-1	
1905	J.D. DePree			3-5-1	
1906	J.D. DePree/Roscoe Ward			1-6-2	
1907	George Levene			7-2-1	
1908	George Levene			7-2	
1909	George Levene			1-6-2	
1910	Alex Stone			3-5-1	
1911	Z.G. Clevenger			3-4-2	
1912	Z.G. Clevenger			4-4	
1913	Z.G. Clevenger			6-3	
1914	Z.G. Clevenger			9-0	
1915	Z.G. Clevenger			4-4	
1916	John R. Bender			8-0-1	
1917	No Team				
1918	No Team				
1919	John R. Bender			3-3-3	
1920	John R. Bender			7-2	
1921	M.B. Banks			6-2-1	
1922	M.B. Banks			8-2	
1923	M.B. Banks			5-4-1	
1924	M.B. Banks			3-5	
1925	M.B. Banks			5-2-1	
1926	Robert R. Neyland			8-1	
1927	Robert R. Neyland			8-0-1	
1928	Robert R. Neyland			9-0-1	
1929	Robert R. Neyland			9-0-1	
1930	Robert R. Neyland			9-1	
1931	Robert R. Neyland			9-0-1	New York
1932	Robert R. Neyland			9-0-1	
1933	Robert R. Neyland	5-2	4	7-3	
1934	Robert R. Neyland	5-1	3	8-2	
1935	W.H. Britton	2-3	9†	4-5	
1936	Robert R. Neyland	3-1-2	4	6-2-2	
1937	Robert R. Neyland	4-3	7	6-3-1	
1938	Robert R. Neyland	7-0	1	11-0	Orange
1939	Robert R. Neyland	6-0	1†	10-1	Rose
1940	Robert R. Neyland	5-0	1	10-1	Sugar
1941	John Barnhill	3-1	2	8-2	
1942	John Barnhill	4-1	2†	9-1-1	Sugar
1943	NO TEAM				
1944	John Barnhill	5-0-1	2	7-1-1	Rose
1945	John Barnhill	3-1	2	8-1	
1946	Robert R. Neyland	5-0	1†	9-2	Orange
1947	Robert R. Neyland	2-3	9†	5-5	
1948	Robert R. Neyland	2-3-1	8	4-4-2	
1949	Robert R. Neyland	4-1-1	3	7-2-1	
1950	Robert R. Neyland	4-1	2	11-1	Cotton
1951	Robert R. Neyland	5-0	1†	10-1	Sugar
1952	Robert R. Neyland	5-0-1	2	8-2-1	Cotton
1953	Harvey Robinson	3-2-1	7	6-4-1	
1954	Harvey Robinson	1-5	11†	4-6	
1955	Bowden Wyatt	3-2-1	4	6-3-1	
1956	Bowden Wyatt	6-0	1	10-1	Sugar
1957	Bowden Wyatt	4-3	5	8-3	Gator
1958	Bowden Wyatt	4-3	5	4-6	
1959	Bowden Wyatt	3-4-1	8	5-4-1	
1960	Bowden Wyatt	3-2-2	5	6-2-2	
1961	Bowden Wyatt	4-3	4†	6-4	
1962	Bowden Wyatt	2-6	10	4-6	
1963	Jim McDonald	3-5	8	5-5	
1964	Doug Dickey	1-5-1	10	4-5-1	
1965	Doug Dickey	3-1-2	3†	8-1-2	Bluebonnet
1966	Doug Dickey	4-2	5	8-3	Gator
1967	Doug Dickey	6-0	1	9-2	Orange
1968	Doug Dickey	4-1-1	2	8-2-1	Cotton
1969	Doug Dickey	5-1	1	9-2	Gator
1970	Bill Battle	4-1	2	11-1	Sugar
1971	Bill Battle	4-2	4†	10-2	Liberty
1972	Bill Battle	4-2	4	10-2	Bluebonnet
1973	Bill Battle	3-3	4	8-4	Gator
1974	Bill Battle	2-3-1	7†	7-3-2	Liberty
1975	Bill Battle	3-3	5	7-5	
1976	Bill Battle	2-4	8	6-5	
1977	Johnny Majors	1-5	8	4-7	
1978	Johnny Majors	3-3	4†	5-5-1	
1979	Johnny Majors	3-3	5†	7-5	Bluebonnet
1980	Johnny Majors	3-3	6	5-6	

Year	Coach	SEC	SEC Finish	Overall	Bowls
1981	Johnny Majors	3-3	4†	8-4	Garden State
1982	Johnny Majors	3-2-1	5	6-5-1	Peach
1983	Johnny Majors	4-2	3†	9-3	Citrus
1984	Johnny Majors	3-3	5†	7-4-1	Sun
1985	Johnny Majors	5-1	1	9-1-2	Sugar
1986	Johnny Majors	3-3	6	7-5	Liberty
1987	Johnny Majors	4-1-1	3	10-2-1	Peach
1988	Johnny Majors	3-4	6†	5-6	
1989	Johnny Majors	6-1	1†	11-1	Cotton
1990	Johnny Majors	5-1-1	1	9-2-2	Sugar
1991	Johnny Majors	5-2	3	9-3	Fiesta
1992	Johnny Majors/ Phillip Fulmer	5-3	3-E	9-3	Hall of Fame
1993	Phillip Fulmer	#7-1	T1-E	#10-2	Citrus
1994	Phillip Fulmer	5-3	2-E	8-4	Gator
1995	Phillip Fulmer	7-1	2-E	11-1	Citrus
1996	Phillip Fulmer	7-1	2-E	10-2	Citrus
1997	Phillip Fulmer	7-1	1-E	11-2	Orange
1998	Phillip Fulmer	8-0	1-E	13-0	Fiesta
1999	Phillip Fulmer	6-2	2-E	9-3	Fiesta
2000	Phillip Fulmer	5-3	2-E	8-4	Cotton
2001	Phillip Fulmer	7-1	1-E	11-2	Citrus
2002	Phillip Fulmer	5-3	3-E	8-5	Peach
2003	Phillip Fulmer	6-2	T1-E	10-3	Peach
2004	Phillip Fulmer	7-1	1-E	10-3	Cotton
2005	Phillip Fulmer	3-5	T4-E	5-6	
2006	Phillip Fulmer	5-3	2-E	9-4	Outback
2007	Phillip Fulmer	6-2	T1-E	10-4	Outback
2008	Phillip Fulmer	3-5	5-E	5-7	
2009	Lane Kiffin	4-4	T2-E	7-6	Chick-fil-A
2010	Derek Dooley	3-5	T3-E	6-7	Music City
2011	Derek Dooley	1-7	6-E	5-7	
2012	Derek Dooley/ Jim Chaney	1-7	6-E	5-7	
2013	Butch Jones	2-6	6-E	5-7	
2014	Butch Jones	3-5	4-E	7-6	TaxSlayer

Includes game forfeited to Tennessee

BOWL RESULTS (26-24)

Bowl	Opponent	Result	Date
*New York	New York University	W 13-0	12-5-31
Orange	Oklahoma	W 17-0	1-1-39
Rose	Southern California	L 0-14	1-1-40
Sugar	Boston College	L 13-19	1-1-41
Sugar	Tulsa	W 14-7	1-1-43
Rose	Southern California	L 0-25	1-1-45
Orange	Rice	L 0-8	1-1-47
Cotton	Texas	W 20-14	1-1-51
Sugar	Maryland	L 13-28	1-1-52
Cotton	Texas	L 0-16	1-1-53
Sugar	Baylor	L 7-13	1-1-57
Gator	Texas A&M	W 3-0	12-28-57
Bluebonnet	Tulsa	W 27-6	12-18-65
Gator	Syracuse	W 18-12	12-31-66
Orange	Oklahoma	L 24-26	1-1-68
Cotton	Texas	L 13-36	1-1-69
Gator	Florida	L 13-14	12-27-69
Sugar	Air Force	W 34-13	1-1-71
Liberty	Arkansas	W 14-13	12-20-71
Bluebonnet	LSU	W 24-17	12-30-72
Gator	Texas Tech	L 19-28	12-29-73
Liberty	Maryland	W 7-3	12-16-74
Bluebonnet	Purdue	L 22-27	12-31-79
Garden State	Wisconsin	W 28-21	12-13-81
Peach	Iowa	L 22-28	12-31-82
Citrus	Maryland	W 30-23	12-17-83
Sun	Maryland	L 27-28	12-22-84
Sugar	Miami (Fla.)	W 35-7	1-1-86
Liberty	Minnesota	W 21-14	12-29-86
Peach	Indiana	W 27-22	1-2-88
Cotton	Arkansas	W 31-27	1-1-90
Sugar	Virginia	W 23-22	1-1-91
Fiesta	Penn State	L 17-42	1-1-92
Hall of Fame	Boston College	W 38-23	1-1-93
Citrus	Penn State	L 13-31	1-1-94
Gator	Virginia Tech	W 45-23	12-30-94
Citrus	Ohio State	W 20-14	1-1-96
Citrus	Northwestern	W 48-28	1-1-97
Orange	Nebraska	L 17-42	1-2-98
Fiesta	Florida State	W 23-16	1-4-99
Fiesta	Nebraska	L 21-31	1-2-00
Cotton	Kansas State	L 21-35	1-1-01
Citrus	Michigan	W 45-17	1-1-02
Peach	Maryland	L 3-30	12-31-02
Peach	Clemson	L 14-27	1-2-04
Cotton	Texas A&M	W 38-7	1-1-05
Outback	Penn State	L 10-20	1-1-07
Outback	Wisconsin	W 21-17	1-1-08
Chick-fil-A	Virginia Tech	L 37-14	12-31-09
Music City	North Carolina	L 27-30 (2OT)	12-30-10
TaxSlayer	Iowa	W 45-28	1-2-15

*not recognized by NCAA



TEXAS A&M

ALABAMA • ARKANSAS • AUBURN • FLORIDA • GEORGIA • KENTUCKY • LSU • OLE MISS



2015 SCHEDULE

Sept. 5	Arizona State (Houston, 6:00 CT – ESPN)	First Meeting
Sept. 12	BALL STATE (6:00 CT – ESPNU)	First Meeting
Sept. 19	NEVADA (11:00 AM CT – SECN)	A&M leads 1-0
Sept. 26	Arkansas* (Arlington)	ARK leads 41-27-3
Oct. 3	MISSISSIPPI STATE*	Tied 4-4
Oct. 17	ALABAMA*	UA leads 5-2
Oct. 24	at Ole Miss*	A&M leads 6-1
Oct. 31	SOUTH CAROLINA*	A&M leads 1-0
Nov. 7	AUBURN*	A&M leads 4-1
Nov. 14	WESTERN CAROLINA	First Meeting
Nov. 21	at Vanderbilt*	A&M leads 1-0
Nov. 28	at LSU*	LSU leads 30-20-3

*SEC Game

Texas A&M University Aggies Quick Facts

LOCATION: College Station, Texas

FOUNDED: 1876

ENROLLMENT: 62,185 (Fall, '14)

NICKNAME: Aggies

COLORS: Maroon (PMS 505) and White

STADIUM: Kyle Field (102,512)

PLAYING SURFACE: Grass

FIRST GAME: Oct. 7, 1905 – Texas A&M 29, Houston YMCA 0

HOME RECORD: 391-157-19 (.706)

HOME ATTENDANCE: 630,735 (105,123 avg.)

ALL-TIME RECORD: 709-461-48 (.602/1,218 games)

2014 RECORD: 8-5 (3-3 H, 3-2 A, 2-0 N, 2-4 vs. Western Division)

2014 SEC RECORD/FINISH: 3-5/6th SEC West

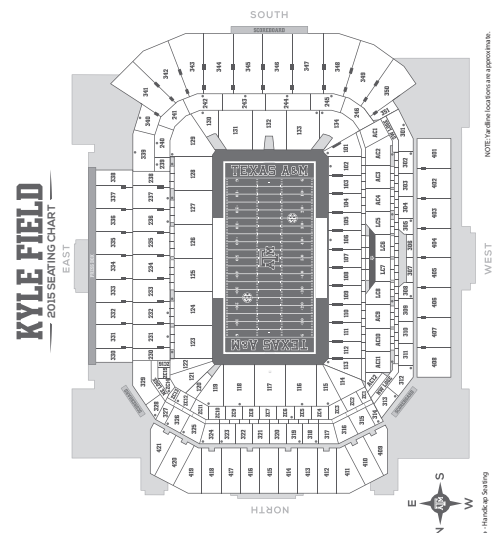
SEC CHAMPIONSHIPS: 0

BOWL: Autozone Liberty Bowl, Memphis, Tenn. (Texas A&M 45, West Virginia 37)

BOWL APPEARANCES: 36

BOWL RECORD: 17-19 (.472)

LAST BOWL APPEARANCE: Autozone Liberty Bowl, Memphis, Tenn. (defeated West Virginia 45-37, Dec. 29, 2014)



MICHAEL K. YOUNG
President
(BYU, '73)



DR. TOM ADAIR
Faculty Representative
(Texas A&M, '57)



ERIC HYMAN
Athletics Director
(North Carolina, '73)



KEVIN SUMLIN
Head Football Coach
(Purdue, '88)

KEVIN SUMLIN



HOMETOWN: Indianapolis, Ind.

ALMA MATER : Purdue (1988)

PLAYING CAREER: 1983-86

COACHING EXPERIENCE: Seventh season as head coach

COACHING ACHIEVEMENTS: Three-time National Coach of the Year finalist; first Texas A&M football coach to win three straight bowl games.

BORN: Aug. 3, 1964

WIFE: Charlene Sumlin

CHILDREN: daughters Courtney and Shelby; sons Jackson and Joey

YEAR-BY-YEAR

Year	School	Conf.	Pct.	All	Pct.	Bowl
2008	Houston	6-2	.750	8-5	.615	Armed Forces
2009	Houston	6-2	.750	10-4	.714	Armed Forces
2010	Houston	4-4	.500	5-7	.417	
2011	Houston	8-0	1.00	*13-1	*.929	*TicketCity
2012	Texas A&M	6-2	.750	11-2	.846	Cotton
2013	Texas A&M	4-4	.500	9-4	.692	Chick-fil-A
2014	Texas A&M	3-5	.375	8-5	.615	Liberty
TOTALS		37-19	.660	63-28	.692	7 Years
Texas A&M Record		13-11	.542	28-11	.718	3 Years
Houston Record		24-8	.750	35-17	.679	4 Years
BOWL RECORD:		4-1	.800			

* — Kevin Sumlin resigned as UH head coach on Dec. 10, 2011 and did not coach the Cougars in the bowl game. His overall record does not reflect the victory.

ASSISTANT COACHES

JOHN CHAVIS (Tennessee, 1979) Defensive Coordinator/Linebackers – 1st Year

JAKE SPAVITAL (Missouri St., 2008) Offensive Coordinator/Quarterbacks – 3rd Year

JEFF BANKS (Washington St., 1999) Special Teams Coordinator/Tight Ends – 3rd Year

DAVE CHRISTENSEN (Western Washington, 1985) Running Game Coordinator/Offensive Line – 1st Year

MARK HAGEN (Indiana, 1991) Defensive Tackles – 3rd Year

TERRY JOSEPH (Northwestern St., 1996) Defensive Secondary – 2nd Year

CLARENCE MCKINNEY (Mary, 1994) Running Backs – 4th Year

AARON MOOREHEAD (Illinois, 2003) Wide Receivers – 1st Year

TERRY PRICE (Texas A&M, 1990) Defensive Ends – 4th Year

SUPPORT STAFF

LARRY JACKSON (Texas A&M, 1995) Director of FB Sports Performance

JUSTIN MOORE (Texas A&M, 2004) Associate AD for Football

GARY REYNOLDS (Texas A&M, 1988) Director of FB Operations



TEXAS A&M

ALABAMA • ARKANSAS • AUBURN • FLORIDA • GEORGIA • KENTUCKY • LSU • OLE MISS

RETURNING OFFENSIVE STARTERS

No.	Name	POS	CLASS	HT	WT	EXP	Hometown/Last School
56	Mike Matthews	C	Sr.	6-2	290	3L	Missouri City, TX/Elkins
79	Joseph Cheek	OG	Sr.	6-7	310	3L	Seguin, TX/Seguin
74	Germain Ifedi	OT	Jr.	6-5	325	2L	Houston, TX/Westside
11	Josh Reynolds	WR	Jr.	6-4	190	1L	San Antonio, TX/Tyler JC
9	Ricky Seals-Jones	WR	So.	6-5	235	1L	Sealy, TX/Sealy
2	Speedy Noil	WR	So.	5-11	185	1L	New Orleans, LA/Edna Karr
10	Kyle Allen	QB	So.	6-3	205	1L	Scottsdale, AZ/Desert Mt.
21	Tra Carson	RB	Sr.	6-0	235	2L	Texarkana, TX/Oregon

RETURNING DEFENSIVE STARTERS

No.	Name	POS	CLASS	HT	WT	EXP	Hometown/Last School
95	Julien Obioha	DE	Sr.	6-4	265	3L	New Orleans, LA/Bro. Martin
83	Alonzo Williams	DT	Sr.	6-4	296	3L	Long Beach, CA/Polytechnic
98	Hardreck Walker	NG	Jr.	6-2	300	2L	Spring, TX/Westfield
15	Myles Garrett	DE	So.	6-5	255	1L	Arlington, TX/Martin
42	Otaru Alaka	LB	So.	6-3	225	1L	Houston, TX/Cy Falls
26	Devonta Burns	Nic.	Sr.	6-0	214	2L	Arlington, TX/Martin
1	De'Vante Harris	CB	Sr.	5-11	175	3L	Mesquite, TX/Horn
23	Armani Watts	FS	So.	6-2	200	1L	Forney, TX/North

STARTERS LOST

Name	POS	CLASS	HT	WT
Cedric Ogbuehi	LT	Sr.	6-5	305
Jarvis Harrison	LG	Sr.	6-4	330
Malcome Kennedy	WR	Sr.	6-0	205
Deshazor Everett	CB	Sr.	6-0	193
Howard Matthews	BS	Sr.	6-2	210
Justin Bass	LB	Sr.	6-2	231
Alex Freeman	DS	Sr.	6-1	235
Josh Lambo	PLK	Sr.	6-0	220

RETURNING STATISTICAL LEADERS

RUSHING:	ATT	YARDS	AVG	TDS
Tra Carson	124	581	4.7	5
Brandon Williams	87	379	4.4	3

PASSING:	ATT	COMP	INT	TDS	YARDS
Kyle Allen	192	118	7	16	1322

RECEIVING:	REC	YARDS	TDS
Josh Reynolds	52	842	13
Ricky Seals-Jones	49	465	4

TACKLES:	TOTAL	SACKS	INT	TFL (YDS)
Shaan Washington	64	2	0	4
Armani Watts	59	0	3	2

TEXAS A&M Team Information

BASIC OFFENSE: Multiple
BASIC DEFENSE: Multiple 4-3

LETTERMEN RETURNING: 47

OFFENSE: 20
DEFENSE: 24
SPECIALTY: 3

LETTERMEN LOST: 26

OFFENSE: 11
DEFENSE: 13
SPECIALTY: 2

STARTERS RETURNING: 17

OFFENSE: 8
DEFENSE: 8
SPECIALTY: 1

STARTERS LOST: 7

OFFENSE: 3
DEFENSE: 3
SPECIALTY: 1

NOTE: Specialists include punter and place-kicker only.

2014 RESULTS

8-5 Overall • 3-5 SEC

Home: 3-3 Away: 3-2 Neutral: 2-0 vs. Division: 2-4 vs. Top 25: 2-3

Aug. 28	[21/20]	at South Carolina* (9/9)	82,847	W 52-28
Sept. 6	[9/13]	LAMAR	104,728	W 73-3
Sept. 13	[7/8]	RICE	103,867	W 38-10
Sept. 20	[6/7]	at SMU	34,820	W 58-6
Sept. 27	[6/7]	vs. Arkansas* (rv/rv)	68,113	W 35-28 OT
Oct. 4	[6/7]	at Mississippi State* (12/14)	61,113	L 31-48
Oct. 11	[14/14]	OLE MISS* (3/4)	110,633	L 20-35
Oct. 18	[21/21]	at Alabama* (7/7)	101,821	L 0-59
Nov. 1	[--/rv]	LOUISIANA MONROE	100,922	W 21-16
Nov. 8	[rv/--]	at Auburn* (3/3)	87,451	W 41-38
Nov. 15	[rv/rv]	MISSOURI* (rv/rv)	104,756	L 27-34
Nov. 27	[rv/rv]	LSU* (rv/rv)	105,829	L 17-23
Dec. 29		vs. West Virginia	51,282	W 45-37

[AP/Coaches] – Denotes team ranking at the time of the game; [AP/Coaches] – Denotes opponent ranking at the time of the game

ALL-STAR CANDIDATES

Germain **IFEDI**

Junior • OT • 6-5 • 325 • Houston, TX



- has made 24 career starts and projected to be one of the top offensive tackles in the country.
- started 11 games last fall
- considered entering the 2015 NFL draft but elected to return to Texas A&M for his redshirt junior season.
- elite edge blocker for SEC's top passing offense in 2014

Myles **GARRETT**

Sophomore • DE • 6-5 • 255 • Arlington, TX



- recorded 11.5 sacks last season as a freshman breaking the old SEC mark held by Jadeveon Clowney
- Freshman All-America selection as well as named to Freshman All-SEC team
- Earned second-team All-SEC honors by the Associated Press and the SEC head coaches
- Defensive MVP of the Texas A&M 2014 defensive unit
- Blocked field goal against Auburn which led to an Aggie touchdown in upset of third-ranked Tigers.

Mike **MATTHEWS**

Senior • C • 6-2 • 290 • Missouri City, TX



- anchor on the Aggies' offensive line at center and has made 23 career starts
- Named preseason first-team All-America by CFBMatrix.com.
- Rimington Award watch list
- scheduled to graduate in December
- son of NFL Hall of Famer Bruce Matthews

Drew **KASER**

Senior • P • 6-3 • 210 • Strongsville, OH



- Finalist for the 2013 Guy Award presented to the nation's top punter and was a semifinalist in 2014
- First-team All-SEC selection and first team All-American in 2013
- Set the Texas A&M single-season school record with an average of 47.4 per punt in 2013.
- Broke NFL Pro Bowler Shane Lechler's school record for "coffin corner" kicks with 22 in 2014.



TEXAS A&M

ALABAMA • ARKANSAS • AUBURN • FLORIDA • GEORGIA • KENTUCKY • LSU • OLE MISS

2015 ALPHABETICAL ROSTER

No.	Name	POS	HT	WT	CL-EXP	Hometown
42	Alaka, Otaro	LB	6-3	231	So-1L	Houston, TX
41	Alexander, Brandon	TE	6-6	238	Sr-3L	Brenham, TX
10	Allen, Kyle	QB	6-3	210	So-1L	Scottsdale, AZ
67	Beakey, Drew	OL	6-3	280	Fr-HS	Houston, TX
24	Bertolet, Taylor	PLK	5-9	190	Sr-3L	Reading, PA
54	Blount, Jake	LB	6-4	245	Jr-SQ	Flower Mound, TX
29	Bradford, Jay	RB	5-11	196	Fr-HS	Splendor, TX
26	Burns, Devonta	DB	6-0	211	Sr-2L	Arlington, TX
25	Bussey, Kendall	RB	5-9	200	Fr-HS	New Orleans, LA
19	Capers-Smith, DeShawn	DB	6-0	182	Fr-HS	New Orleans, LA
5	Carson, Tra	RB	6-0	240	Sr-2L	Texarkana, TX
43	Chavis, Kristian	FB	5-8	224	Fr-HS	Florence, SC
79	Cheek, Joseph	OL	6-7	311	Sr-3L	Seguin, TX
13	Chevis, Reggie	LB	6-1	280	So-1L	Houston, TX
9	Cunningham, Qualen	DL	6-3	240	So-1L	Chandler, AZ
86	Darley, David	DE	6-4	240	So-SQ	Westlake Village, CA
89	Davis, Jordan	TE	6-4	262	Fr-HS	Clear Lake, TX
50	Davis, Tank	OL	6-4	310	Fr-RS	Garland, TX
28	Davis, Victor	DB	6-0	195	So-1L	Rosenberg, TX
27	Dolezal, Brice	RB	5-9	180	Sr-2L	Austin, TX
30	Dunning, Justin	DB	6-4	215	Fr-HS	Whitehouse, TX
48	Durham, Landis	LB	6-3	232	Fr-HS	Plano, TX
68	Dworaczyk, Justin	OL	6-6	285	Fr-HS	Houston, TX
27	Elam, Roney	DB	6-2	173	Fr-HS	Newton, TX
72	Elbert, Trevor	OL	6-6	320	Fr-HS	Rockwall, TX
4	Ellis, Noel	DB	5-10	185	So-1L	New Orleans, LA
72	Eluemonor, Jermaine	OL	6-4	315	Jr-RS	Denville, NJ
39	English, Austin	FB	5-11	221	So-SQ	Tomball, TX
22	Etwi, Kwame	RB	5-9	187	Fr-HS	Conroe, TX
5	Evans, Justin	DB	6-1	195	Jr-TR	Wiggins, MS
59	Flores, Isaac	DL	6-3	300	Jr-SQ	Santa Rosa, TX
21	Ford, Keith	RB	5-11	215	Jr-TR	Cypress, TX
45	Frey, Austin	DS	6-1	230	Fr-RS	Tomball, TX
35	Garner, Riley	LB	6-3	225	Fr-HS	College Station, TX
22	Garner, Tavares	DB	6-0	183	Jr-2L	Missouri City, TX
15	Garrett, Myles	DL	6-5	260	So-1L	Arlington, TX
65	Gennesy, Avery	OL	6-5	300	Jr-RS	Southaven, MS
43	George, Claude	LB	6-2	236	Jr-TR	Lafayette, LA
45	Gillaspia, Cullen	LB	6-2	231	Fr-RS	Katy, TX
41	Grady, Peter	PLK	5-11	225	Jr-SQ	Cedar Park, TX
77	Gustafson, J.J.	OL	6-5	285	So-1L	Dallas, TX
85	Gustafson, Grant	TE	6-4	230	Fr-HS	Fort Worth, TX
10	Hall, Daeshon	DL	6-6	260	Jr-2L	Lancaster, TX
1	Harris, De'Vante	DB	5-11	190	Sr-3L	Mesquite, TX
8	Harvey, Nick	DB	5-10	180	So-1L	Lancaster, TX
92	Henderson, Zaycoven	DL	6-1	290	So-1L	Longview, TX
46	Hilliard, A.J.	LB	6-2	245	Jr-RS	Klein, TX
23	Holmes, Sabian	WR	5-11	175	Sr-3L	Southlake, TX
52	Horton, Tristan	LB	5-9	190	Fr-HS	The Woodlands, TX
7	Hubenak, Jake	QB	6-3	195	So-TR	Georgetown, TX
53	Huskinson, Ben	DL	6-3	220	So-SQ	Houston, TX
74	Ifedi, Germain	OL	6-5	325	Jr-2L	Houston, TX
15	Iheanacho, Frank	WR	6-6	225	So-1L	Houston, TX
97	Jackson, Darrell	DL	6-5	235	So-1L	Houston, TX
13	Jeffery, Jamal	WR	5-9	175	So-SQ	Lufkin, TX
40	Johnson, Jarrett	DL	6-3	255	So-1L	Katy, TX
81	Judkins, Jalyn	WR	6-2	225	So-SQ	Angleton, TX
38	Kaser, Drew	P	6-3	210	Sr-2L	Strongsville, OH
88	Kingsley, Keke	DL	6-3	319	Fr-HS	Richmond, TX
66	Kellman, Nathan	OL	6-3	299	Sr-SQ	Corona, CA

No.	Name	POS	HT	WT	CL-EXP	Hometown
3	Kirk, Christian	WR	5-11	200	Fr-HS	Scottsdale, AZ
50	Labhart, Mac	LB	6-0	224	Fr-RS	Dallas, TX
36	LaCamera, Daniel	PK/P	6-4	210	Fr-HS	Tarpon Springs, FL
70	Lanfear, Connor	OL	6-6	305	Fr-HS	Buda, TX
63	Lindblade, Ryan	OL	6-7	308	Jr-1L	Richmond, TX
99	Lockhart, James	DL	6-3	250	Fr-HS	Ennis, TX
62	Loitz, Chad	OL	6-1	325	So-SQ	Round Rock, TX
5	Mack, Daylon	DL	6-1	350	Fr-HS	Gladewater, TX
55	Manning, Justin	DL	6-1	300	So-1L	Dallas, TX
75	Martin, Koda	OL	6-6	302	Fr-RS	Manvel, TX
49	Martinez, Taylor	LB	6-0	219	Jr-SQ	Fort Bend, TX
56	Matthews, Mike	OL	6-2	290	Sr-3L	Missouri City, TX
64	McCoy, Erik	OL	6-4	315	Fr-HS	Lufkin, TX
14	McQueen, Conner	QB	5-10	175	Jr-2L	Klein, TX
61	Meador, Braden	OL	6-6	325	Jr-SQ	Montgomery, TX
16	Miller, Kobe	QB	6-2	210	Fr-RS	College Station, TX
12	Moeller, Sam	DB	5-11	191	Sr-3L	San Antonio, TX
19	Moore, Janson	QB	5-11	188	Fr-RS	Henderson, TX
7	Moore, Richard	LB	6-0	215	Fr-HS	Cedar Hill, TX
42	Motley, Josch	WR	5-11	185	So-SQ	College Station, TX
1	Murray, Kyler	QB	5-11	185	Fr-HS	Allen, TX
82	Niederhofer, Boone	WR	6-0	207	Jr-1L	San Antonio, TX
2	Noil, Speedy	WR	5-11	187	So-1L	New Orleans, LA
95	Obioha, Julien	DL	6-4	270	Sr-3L	New Orleans, LA
48	Patterson, Dreagan	DB	6-0	198	Jr-SQ	Amarillo, TX
32	Paulhill, Will	DB	5-10	192	Jr-RS	Conroe, TX
18	Pope, Edward	WR	6-4	180	Jr-2L	Carthage, TX
18	Pryor, Larry	DB	6-0	195	Fr-HS	Sulphur Springs, TX
4	Ratley, Damion	WR	6-1	190	So-TR	Yoakum, TX
88	Reeves, Bryce	WR	6-2	198	Fr-RS	Graham, TX
11	Reynolds, Josh	WR	6-4	190	Jr-1L	San Antonio, TX
40	Robertson, Christian	DS	5-11	238	Fr-RS	Grapevine, TX
85	Rusk, Reggie	DB	5-7	171	Fr-RS	Dallas, TX
94	Schorp, Tanner	DL	6-3	247	So-SQ	San Antonio, TX
9	Seals-Jones, Ricky	WR	6-5	235	So-1L	Sealy, TX
17	Sezer, Jr., Alex	DB	5-9	180	Jr-2L	Orange, TX
87	Shetler, Greer	TE	6-4	200	Fr-HS	San Antonio, TX
16	Siverand, Kemah	WR	6-1	190	Fr-HS	Cypress, TX
47	Smith, Caden	TE	6-3	260	Sr-2L	Roscoe, TX
73	Stuckey, Jeremiah	OL	6-4	300	Jr-1L	Pacifica, CA
78	Sutherland, Keaton	OL	6-5	301	Fr-HS	Flower Mound, TX
19	Tabuyo, Jeremy	WR	5-11	191	Jr-2L	Honolulu, HI
69	Talbot, Brayden	OL	6-5	280	Fr-HS	Montgomery, TX
16	Thomas, Dwaine	LB	6-2	215	Fr-HS	Boutte, LA
3	Townsend, Blaine	RB	6-0	216	Sr-SQ	Wichita Falls, TX
17	Traylor, Jordan	QB	6-1	200	Jr-SQ	Gilmer, TX
46	Tripucka, Shane	P	6-3	215	So-SQ	Allen, TX
98	Walker, Hardreck	DL	6-2	300	Jr-2L	Spring, TX
11	Walker, Josh	LB	6-1	235	So-1L	Gilmer, TX
90	Washington, Deshawn	DL	6-3	285	Fr-RS	Nederland, TX
23	Washington, Shaan	LB	6-3	235	Jr-2L	Alexandria, LA
33	Watts, Armani	DB	5-11	195	So-1L	Forney, TX
84	Whatley, Morgan	WR	6-2	200	Fr-HS	Houston, TX
20	White, James	RB	6-0	220	So-1L	Pearland, TX
83	Whitley, Kyle	WR	6-2	215	Fr-RS	Troy, TX
83	Williams, Alonzo	DL	6-4	305	Sr-3L	Long Beach, CA
21	Williams, Brandon	RB/DB	6-0	205	Sr-2L	Brookshire, TX
6	Wilson, Donovan	DB	6-1	205	So-1L	Shreveport, LA
32	Wilson, Kevin	DB	6-1	205	Sr-RS	Daphne, AL

YEAR-BY-YEAR RECORDS

Year	Coach	Conf		Overall	Bowls
		Conf	Finish		
1894	F.D. Perkins			1-1	
1895	Did not field a team				
1896	A.M. Soule, H.W. South			2-0-1	
1897	C.W. Taylor			1-2	
1898	H.W. Williams			4-2	
1899	W.A. Murray			4-2	
1900	W.A. Murray			2-2-1	
1901	W.A. Murray			1-4	
1902	J.E. Platt			7-0-2	
1903	J.E. Platt			7-3-1	
1904	J.E. Platt			4-2	
1905	W.E. Bachman			7-2	
1906	W.E. Bachman			6-1	
1907	L.L. Larson			6-1-1	
1908	N.A. Merriam			3-5	
1909	C.B. Moran			7-0-1	
1910	C.B. Moran			8-1	
1911	C.B. Moran			6-1	
1912	C.B. Moran			8-1	
1913	C.B. Moran			3-4-2	
1914	C.B. Moran			6-1-1	

SOUTHWEST CONFERENCE ERA (1915-1995)					
Year	Coach	Conf	Finish	Overall	Bowls
1915	E.H. Harlan	1-1	T-4th	6-2	
1916	E.H. Harlan	2-1	T-3rd	6-3	
1917	D.X. Bible	2-0	1st	8-0	
1918	D.V. Graves	1-1	T-3rd	6-1	
1919	D.X. Bible	4-0	1st	10-0	
1920	D.X. Bible	5-1	3rd	6-1-1	
1921	D.X. Bible	3-0-2	1st	6-1-2	Dixie Classic
1922	D.X. Bible	2-2	T-3rd	5-4	
1923	D.X. Bible	0-3-1	8th	5-3-1	
1924	D.X. Bible	2-2-1	4th	7-2-1	
1925	D.X. Bible	4-1	1st	7-1-1	
1926	D.X. Bible	1-3-1	6th	5-3-1	
1927	D.X. Bible	4-0-1	1st	8-0-1	
1928	D.X. Bible	1-3-1	5th	5-4-1	
1929	Matty Bell	2-3	6th	5-4	
1930	Matty Bell	0-5	7th	2-7	
1931	Matty Bell	3-2	3rd	7-3	
1932	Matty Bell	1-2-2	4th	4-4-2	
1933	Matty Bell	2-2-1	4th	6-3-1	
1934	Homer Norton	1-4-1	6th	2-7-2	
1935	Homer Norton	1-5	7th	3-7	
1936	Homer Norton	3-2-1	T-3rd	8-3-1	
1937	Homer Norton	2-2-2	5th	5-2-2	
1938	Homer Norton	2-3-1	5th	4-4-1	
1939	Homer Norton	6-0	1st	11-0	Sugar
1940	Homer Norton	5-1	T-1st	9-1	Cotton
1941	Homer Norton	5-1	1st	9-2	Cotton
1942	Homer Norton	2-3-1	5th	4-5-1	
1943	Homer Norton	4-1	2nd	7-2-1	Orange
1944	Homer Norton	2-3	T-4th	7-4	
1945	Homer Norton	3-3	T-3rd	6-4	
1946	Homer Norton	3-3	4th	4-6	
1947	Homer Norton	1-4-1	T-5th	3-6-1	
1948	Harry Stiteler	0-5-1	7th	0-9-1	
1949	Harry Stiteler	0-5-1	7th	1-8-1	
1950	Harry Stiteler	3-3	T-3rd	7-4	Presidential Cup
1951	Raymond George	1-3-2	5th	5-3-2	
1952	Raymond George	1-4-1	6th	3-6-1	
1953	Raymond George	1-5	T-6th	4-5-1	
1954	Paul "Bear" Bryant	0-6	7th	1-9	
1955	Paul "Bear" Bryant	4-1-1	2nd	7-2-1	
1956	Paul "Bear" Bryant	6-0	1st	9-0-1	
1957	Paul "Bear" Bryant	4-2	3rd	8-3	Gator
1958	Jim Myers	2-4	T-5th	4-6	
1959	Jim Myers	0-6	7th	3-7	
1960	Jim Myers	0-4-3	7th	1-6-3	
1961	Jim Myers	3-4	4th	4-5-1	
1962	Hank Foldberg	3-4	T-4th	3-7	
1963	Hank Foldberg	1-5-1	8th	2-7-1	
1964	Hank Foldberg	1-6	7th	1-9	
1965	Gene Stallings	1-6	T-7th	3-7	
1966	Gene Stallings	4-3	4th	4-5-1	
1967	Gene Stallings	6-1	1st	7-4	Cotton
1968	Gene Stallings	2-5	T-6th	3-7	
1969	Gene Stallings	2-5	T-6th	3-7	
1970	Gene Stallings	0-7	8th	2-9	
1971	Gene Stallings	4-3	4th	5-6	
1972	Emory Bellard	2-5	T-7th	3-8	
1973	Emory Bellard	3-4	6th	5-6	
1974	Emory Bellard	5-2	T-2nd	8-3	
1975	Emory Bellard	6-1	T-1st	10-2	Liberty
1976	Emory Bellard	6-2	3rd	10-2	Sun

Year	Coach	Conf		Overall	Bowls
		Conf	Finish		
1977	Emory Bellard	6-2	3rd	8-4	Bluebonnet
1978	Emory Bellard, Tom Wilson	4-4	5th	8-4	Hall of Fame
1979	Tom Wilson	4-4	5th	6-5	
1980	Tom Wilson	3-5	6th	4-7	
1981	Tom Wilson	4-4	5th	7-5	Independence
1982	Jackie Sherrill	3-5	T-6th	5-6	
1983	Jackie Sherrill	4-3-1	T-3rd	5-5-1	
1984	Jackie Sherrill	3-5	7th	6-5	
1985	Jackie Sherrill	7-1	1st	10-2	Cotton
1986	Jackie Sherrill	7-1	1st	9-3	Cotton
1987	Jackie Sherrill	6-1	1st	10-2	Cotton
1988	Jackie Sherrill	6-1	2nd	7-5	
1989	R.C. Slocum	6-2	T-2nd	8-4	Hancock
1990	R.C. Slocum	5-2-1	T-2nd	9-3-1	Holiday
1991	R.C. Slocum	8-0	1st	10-2	Cotton
1992	R.C. Slocum	7-0	1st	12-1	Cotton
1993	R.C. Slocum	7-0	1st	10-2	Cotton
1994	R.C. Slocum	6-0-1	ineligible	10-0-1	
1995	R.C. Slocum	5-2	T-2nd	9-3	Alamo

BIG 12 CONFERENCE ERA (1996-2011)					
Year	Coach	Conf	Finish	Overall	Bowls
1996	R.C. Slocum	4-4	3rd (s)	6-6	
1997	R.C. Slocum	6-2	1st (s)	9-4	Cotton
1998	R.C. Slocum	7-1	1st	11-3	Sugar
1999	R.C. Slocum	5-3	T-2nd (s)	8-4	Alamo
2000	R.C. Slocum	5-3	3rd (s)	7-5	Independence
2001	R.C. Slocum	4-4	T-3rd (s)	8-4	Galleryfurniture.com
2002	R.C. Slocum	3-5	5th (s)	6-6	
2003	Dennis Franchione	2-6	5th (s)	4-8	
2004	Dennis Franchione	5-3	3rd (s)	7-5	Cotton
2005	Dennis Franchione	3-5	4th (s)	5-6	
2006	Dennis Franchione	5-3	3rd (s)	9-4	Holiday
2007	Dennis Franchione	4-4	T-4th (s)	7-6	Alamo
2008	Mike Sherman	2-6	T-5th (s)	4-8	
2009	Mike Sherman	3-5	5th (s)	6-7	Independence
2010	Mike Sherman	6-2	T-1st (s)	9-4	Cotton
2011	Mike Sherman	4-5	T-6th	7-6	Texas

SEC CONFERENCE ERA (2012-Present)					
Year	Coach	Conf	Finish	Overall	Bowls
2012	Kevin Sumlin	6-2	T2-W	11-2	Cotton
2013	Kevin Sumlin	4-4	4-W	9-4	Chick-fil-A
2014	Kevin Sumlin	3-5	6-W	8-5	Liberty

BOWL RESULTS (17-19)

Bowl	Opponent	Result	Date
Dixie Classic	Centre College	W 22-14	1-2-22
Sugar	Tulane	W 14-13	1-1-40
Cotton	Fordham	W 13-12	1-1-41
Cotton	Alabama	L 29-21	1-1-42
Orange	LSU	L 19-14	1-1-44
Presidential Cup	Georgia	W 40-20	12-8-50
Gator	Tennessee	L 3-0	12-27-57
Cotton	Alabama	W 20-16	1-1-68
Liberty	USC	L 20-0	12-22-75
Sun	Florida	W 37-14	1-2-77
Bluebonnet	USC	L 47-28	12-31-77
Hall of Fame	Iowa State	W 28-12	12-20-78
Independence	Oklahoma State	W 33-16	12-12-81
Cotton	Auburn	W 36-16	1-1-86
Cotton	Ohio State	L 28-12	1-1-87
Cotton	Notre Dame	W 35-10	1-1-88
Sun	Pittsburgh	L 31-28	12-30-89
Holiday	BYU	W 65-14	12-29-90
Cotton	Florida State	L 10-2	1-1-92
Cotton	Notre Dame	L 28-3	1-1-93
Cotton	Notre Dame	L 24-21	1-1-94
Alamo	Michigan	W 22-20	12-29-95
Cotton	UCLA	L 29-23	1-1-98
Sugar	Ohio State	L 24-14	1-1-99
Alamo	Penn State	L 24-0	12-28-99
Independence	Mississippi State	L 43-41 (OT)	12-31-00
Houston	TCU	W 28-9	12-28-01
Cotton	Tennessee	L 38-7	1-1-05
Holiday	California	L 45-10	12-28-06
Alamo	Penn State	L 24-17	12-29-07
Independence	Georgia	L 44-20	12-28-09
Cotton	LSU	L 41-24	1-7-11
Texas	Northwestern	W 33-22	12-31-11
Cotton	Oklahoma	W 41-13	1-4-13
Chick-fil-A	Duke	W 52-48	12-31-13
Liberty	West Virginia	W 45-37	12-29-14



VANDERBILT

ALABAMA • ARKANSAS • AUBURN • FLORIDA • GEORGIA • KENTUCKY • LSU • OLE MISS

2015 SCHEDULE

Sept. 3	WESTERN KENTUCKY (7:00 CT - SECN)	VU leads 3-0
Sept. 12	GEORGIA* (2:30 CT - CBS)	GA leads 19-54-2
Sept. 19	AUSTIN PEAY (3:00 CT - SECNA)	VU leads 1-0
Sept. 26	at Ole Miss*	UM leads 39-49-2
Oct. 3	at Middle Tennessee	VU leads 12-3
Oct. 17	at South Carolina*	SC leads 4-20
Oct. 24	MISSOURI*	Tied 3-3-1
Oct. 31	at Houston	VU leads 1-0
Nov. 7	at Florida*	UF leads 10-35-2
Nov. 14	KENTUCKY*	UK leads 41-42-4
Nov. 21	TEXAS A&M*	A&M leads 0-1
Nov. 28	at Tennessee*	UT leads 30-74-5

*SEC Game

Vanderbilt University Commodores Quick Facts

LOCATION: Nashville, Tennessee

FOUNDED: 1873

ENROLLMENT: 6,885

NICKNAME: Commodores

COLORS: Black and Gold (PMS 873)

STADIUM: Dudley Field/Vanderbilt Stadium (40,350)

PLAYING SURFACE: Synthetic (Shaw Sportexe)

FIRST GAME: Sept. 12, 1981 – Vanderbilt 23, Maryland 17

HOME RECORD: 72-115-1 (.386)

HOME ATTENDANCE: 274,063 (34,258 avg./93.83% Capacity)

ALL-TIME RECORD: 584-592-50 (.497/1,226 games)

2014 RECORD: 3-9 (3-4 H, 0-4 A, 0-1 N, 0-6 vs. Eastern Division)

2014 SEC RECORD/FINISH: 0-8/7th SEC East

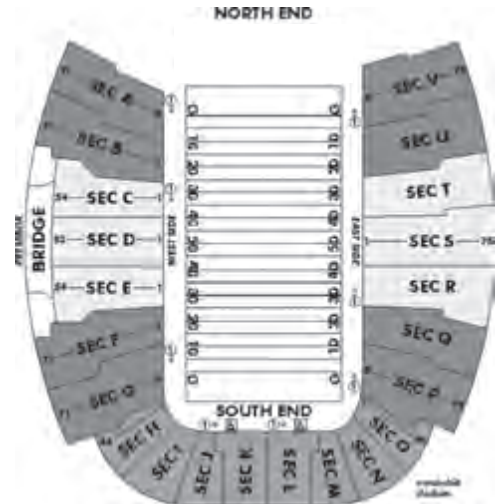
SEC CHAMPIONSHIPS: 0

BOWL: N/A

BOWL APPEARANCES: 7

BOWL RECORD: 4-2-1 (.643)

LAST BOWL APPEARANCE: BBVA Compass Bowl, Birmingham, Ala. (defeated Houston, 41-24, Jan. 4, 2014)



NICK ZEPOS
Chancellor
(Wisconsin, '76)



DR. SUSAN WENTE
Faculty Representative
(University of Iowa, '84)



DAVID WILLIAMS II
Athletics Director
(Northern Michigan, '69)



DEREK MASON
Head Football Coach
(Northern Arizona, 1993)



DEREK MASON



HOMETOWN:

Phoenix, Ariz.

ALMA MATER: Northern Arizona, 1993

PLAYING CAREER: Northern Arizona, 1989-92

COACHING EXPERIENCE: Positions since 2004 include: 2013 Stanford University (Willie Shaw Director of Defense); 2011-12 Stanford (associate head coach/defensive coordinator); 2010 Stanford (defensive backs); 2007-09 Minnesota Vikings (assistant defensive backs coach); 2005-06 Ohio University (wide receivers); 2004 New Mexico State (wide receivers).

COACHING ACHIEVEMENTS: Introduced Jan. 17, 2014 as the 28th head coach in Vanderbilt history. Notched first career victory as head coach in dramatic style, guiding team to 34-31 win over UMass on Sept. 13. In 2012, Mason was named as a finalist for the Broyles Award, given annually to the nation's top assistant coach. Hired to Stanford by head coach Jim Harbaugh, Mason helped the Cardinal to unprecedented success, including four straight BCS bowl games, consecutive Pac-12 league titles and back-to-back appearances in the Rose Bowl. Stanford goes 23-4 overall in Mason's first two years as coordinator, wins 2012 Pac-12 title, captures 2012 Rose Bowl over Wisconsin, and plays in the 2011 BCS Fiesta Bowl. Mason's Stanford defenses annually ranked among the NCAA's top units in numerous categories. In back-to-back wins in 2012-13, Mason directed a Stanford defense that stymied the powerful University of Oregon spread attack. At Minnesota, Mason played a vital role in consecutive NFC North titles captured by the Vikings from 2008-09. Worked as an offensive assistant at Ohio University under Head Coach Frank Solich in 2005-06.

BORN: Sept. 29, 1969

WIFE: Leighanne

CHILDREN: Two daughters, Makenzie and Sydney

YEAR-BY-YEAR

Year	School	Conf.	Pct.	All	Pct.	Bowl
2014	Vanderbilt	0-8	.000	3-9	.250	
TOTALS		0-8	.000	3-9	.250	1 Year

ASSISTANT COACHES

ANDY LUDWIG (Portland State, 1987) Offensive Coordinator/QBs – 1st Year

KENWICK THOMPSON (Harding, 1992) Assoc. Head Coach/LBs – 2nd Year

CHARLES BANKINS (James Madison, 1994) Special Teams Coord./RBs – 5th Year

GERRY GDOWSKI (Nebraska, 1990) Recruiting Coordinator/TEs – 2nd Year

CORTEZ HANKTON (Texas Southern, 2003) Wide Receivers – 1st Year

KEVEN LIGHTNER (Nebraska, 1996) Offensive Line – 2nd Year

FRANK MAILE (Utah State, 2008) Defensive Line – 2nd Year

MARC MATTIOLI (Rhodes College, 1999) Safeties – 1st Year

BRETT MAXIE (Texas Southern, 1985) Cornerbacks – 2nd Year

SUPPORT STAFF

JAMES DOBSON (Wisconsin, 1996) Head Strength Coach

BEN SCHUMACHER (Concordia Univ., 2008) Asst. Strength Coach

TYLER CLARKE (Iowa, 2005) Asst. Strength Coach



VANDERBILT

ALABAMA • ARKANSAS • AUBURN • FLORIDA • GEORGIA • KENTUCKY • LSU • OLE MISS

RETURNING OFFENSIVE STARTERS

No.	Name	POS	CLASS	HT	WT	EXP	Hometown/Last School
2	Johnny McCrary	QB	R-So	6-4	225	1L	Decatur, Ga./Cedar Grove HS
7	Ralph Webb	RB	R-So.	5-10	200	1L	Gainesville, Fla./Gainesville HS
19	D.J. Duncan	WR	R-So.	5-10	200	1L	Montgomery, Ala./St. James School
86	Latevius Rayford	WR	Jr.	6-0	195	1L	Memphis, Tenn./Whitehaven HS
81	Steven Scheu	TE	Sr.	6-5	245	3L	Evansville, Ind./Reitz Memorial HS
53	Jake Bernstein	OL	Sr.	6-4	312	3L	Lake in the Hills, Ill./Crystal Lake South HS
77	Spencer Pulley	OL	Sr.	6-4	300	3L	Germantown, Tenn./Evangelical HS
50	Andrew Jelks	OL	R-Jr.	6-5	305	2L	Paris, Tenn./Henry Co. HS

RETURNING DEFENSIVE STARTERS

No.	Name	POS	CLASS	HT	WT	EXP	Hometown/Last School
55	Caleb Azubike	DL	Sr.	6-4	270	3L	Nashville, Tenn./McGavock HS
69	Adam Butler	DL	R-Jr.	6-5	305	2L	Duncanville, Texas/Duncanville HS
52	Nigel Bowden	ILB	R-So.	6-2	240	1L	Macon, Ga./Central HS
41	Zach Cunningham	ILB	R-So.	6-4	238	1L	Pinson, Ala./Pinson Valley HS
45	Stephen Weatherly	OLB	R-Jr.	6-5	255	2L	Snellville, Ga./Shiloh HS
5	Torren McGaster	CB	R-Jr.	6-0	195	2L	Daphne, Ala./Daphne HS
3	Taurean Ferguson	CB	R-So.	5-10	190	1L	Jonesboro, Ga./Jonesboro HS
20	Oren Burks	Saf	R-So.	6-3	208	1L	Fairfax Station, Va./South Co. HS
32	Andrew Williamson	Saf	Sr.	6-1	205	3L	San Antonio, Texas/Stevens HS

STARTERS LOST

Name	POS	CLASS	HT	WT
Joe Townsend	C	Sr.	6-4	310
Kellen Williams	FB	Sr.	6-1	235
Vince Taylor	DT	Sr.	6-3	315
Kyle Woestmann	DE/OLB	Sr.	6-3	255
Andrew East	Snapper	Sr.	6-2	235

RETURNING STATISTICAL LEADERS

RUSHING:	G	ATT	NET	AVG	TD	LONG	AVG/G	
Ralph Webb	12	212	912	4.3	4	28	76.0	
Dallas Rivers	12	61	218	3.6	2	12	18.2	
PASSING:	G	EFFIC	COMP-ATT-INT	PCT	YARDS	TD	AVG./G	
Johnny McCrary	7	114.8	78-152-8	51.3	985	9	140.7	
Wade Freebeck	5	81.8	34-72-5	47.2	376	1	75.2	
RECEIVING:	G	REC	YARDS	AVG	TD	LONG	AVG/G	
Steven Scheu	12	39	525	13.5	4	44	43.8	
Latevius Rayford	12	36	350	9.7	1	24	29.2	
C.J. Duncan	11	28	441	15.8	4	65	40.1	
Chandler Dorrell	11	10	118	11.8	0	36	10.7	
DEFENSE:	G	UA-A-TT	TFL/YDS	SACKS	INT	PBU	FF/FR	QH
Nigel Bowden	11	37-41-78	2.0-12	1.0-7	0-0	1	1/0	2
Zach Cunningham	11	37-30-67	6.5-13	1.5-7	0-0	2	1/0	1
Torren McGaster	12	46-20-66	3.5-9	0.0-0	2-6	5	1/0	0
Stephen Weatherly	12	30-25-55	12.5-47	4.5-32	0-0	1	1/0	2
Andrew Williamson	12	32-22-54	4.0-9	0.0-0	0-0	3	0/0	1
Darreon Herring	12	23-22-45	3.5-7	0.5-4	0-0	0	0/0	1
Jahmel McIntosh	12	24-16-40	1.5-2	0.0-0	1-35	2	0/0	1

2014 RESULTS

3-9 Overall • 0-8 SEC

Home: 3-4 Away: 0-4 Neutral: 0-1 vs. Division: 0-6 vs. Top 25: 0-4

Aug. 28	[rv/--]	TEMPLE	31,731	L	7-37
Sept. 6		OLE MISS* (15/17)	43,260	L	3-41
Sept. 13		UMASS	33,386	W	34-31
Sept. 20		SOUTH CAROLINA* (14/16)	34,441	L	34-48
Sept. 27		at Kentucky*	56,940	L	7-17
Oct. 4		at Georgia* (13/12)	92,746	L	17-44
Oct. 11		CHARLESTON SOUTHERN	26,738	W	21-20
Oct. 25		at Missouri* (rv/rv)	65,264	L	14-24
Nov. 1		OLD DOMINION	28,966	W	42-28
Nov. 8		FLORIDA* (rv/--)	35,191	L	10-34
Nov. 22		at Mississippi State* (4/4)	60,493	L	0-51
Nov. 29		TENNESSEE*	40,350	L	17-24

[AP/Coaches] – Denotes team ranking at the time of the game; [AP/Coaches] – Denotes opponent ranking at the time of the game

VANDERBILT Team Information

BASIC OFFENSE: Multi-Set

BASIC DEFENSE: 3-4

LETTERMEN RETURNING: 52

OFFENSE: 23

DEFENSE: 25

SPECIALTY: 4

LETTERMEN LOST: 21

OFFENSE: 11

DEFENSE: 8

SPECIALTY: 2

STARTERS RETURNING: 20

OFFENSE: 9

DEFENSE: 9

SPECIALTY: 2

STARTERS LOST: 4

OFFENSE: 2

DEFENSE: 2

SPECIALTY: 0

NOTE: Specialists include punter and place-kicker only.



ALL-STAR CANDIDATES

Steven SCHEU

Sr. • TE • 6-5 • 245 • Evansville, Ind.



- Scheu earned second team All-Southeastern Conference honors from the Associated Press in 2014.
- Scheu has been named to the 2015 Mackey Award (tight ends) preseason watchlist
- Scheu paced Commodore receivers last year with 39 catches and 525 receiving yards.
- Scheu's 39 receptions was the most by any SEC tight end. His receiving yardage total from 2014 is the most by a Commodore tight end in more than three decades.

Ralph WEBB

R-So. • RB • 5-10 • 202 • Gainesville, Fla.



- Webb established new Vanderbilt freshman team records with 907 rushing yards and 212 rush attempts.
- Webb's rushing total ranked No. 2 among Southeastern Conference freshman running backs behind Georgia's Nick Chubb.
- Webb's 2015 rushing total ranked No. 7 all-time among Vanderbilt running backs.
- Named to Athlon Sports' 2015 preseason All-Southeastern Conference team.

Nigel BOWDEN

R-So. • IL • 6-2 • 240 • Macon, Ga.



- Bowden earned Freshman All-SEC honors from the coaches as a starting inside linebacker in 2014.
- Concluded the 2014 season with a team-high 78 total tackles, the highest total among SEC freshman linebackers.
- Became the first freshman to pace Vanderbilt defenders in total tackles since linebacker Jamie Winborn did so in 1998.
- Averaged nearly nine tackles against SEC competition.

Spencer PULLEY

Sr. • C/OG • 6-4 • 300 • Germantown, Tenn.



- Named to 2015 preseason watchlist for Rimington Trophy (centers) though making to the position full-time as a fifth-year senior.
- Pulley has started 25 consecutive games, highest active total by a Commodore.
- In 2014, Pulley played virtually every meaningful offensive snap for the Commodores at offensive guard.



VANDERBILT

ALABAMA • ARKANSAS • AUBURN • FLORIDA • GEORGIA • KENTUCKY • LSU • OLE MISS

2015 ALPHABETICAL ROSTER

No.	Name	POS	HT	WT	YR	CL	Hometown
94	Torey Agee	DE	6-4	277	R-Jr.	2L	Opelika, Ala.
88	Kyle Anderton	TE	6-4	252	Fr.	HS	Hendersonville, Tenn.
55	Caleb Azubike	DE	6-4	270	Sr.	3L	Nashville
24	Jalen Banks	SAF	5-11	195	R-So.	1L	Markham, Ill.
42	Ladarius Banks	FB	6-2	265	R-So.	RS	Dallas, Ga.
4	Tre Bell	CB	5-11	175	R-So.	1L	Union, N.J.
53	Jake Bernstein	OL	6-4	312	R-Sr.	3L	Lake in the Hills, Ill.
23	Khari Blasingame	ILB	6-1	217	R-Fr.	RS	New Market, Ala.
52	Nigel Bowden	ILB	6-1	240	So.	1L	Macon, Ga.
20	Oren Burks	SAF	6-3	212	R-So.	1L	Fairfax Station, Va.
69	Adam Butler	DL	6-4	305	R-Jr.	2L	Duncanville, Texas
11	Rashad Canty	WR	6-3	215	R-Fr.	RS	Riverdale, Ga.
90	Sekou Clark	DE	6-3	264	R-Fr.	RS	Denton, Texas
16	Colby Cooke	P	6-3	218	R-Jr.	2L	Goochland, Va.
22	Josh Crawford	RB	5-10	205	Fr.	HS	Wetumpka, Ala.
64	Delando Crooks	OL	6-5	315	R-So.	1L	Atlanta, Ga.
41	Zach Cunningham	ILB	6-4	234	R-So.	1L	Pinson, Ala.
70	Darion DeBrossard	DL/OL	6-5	330	Fr.	HS	Snellville, Ga.
76	EJ DellaRipa	OL	6-4	300	So.	TR	Castaic, Calif.
84	Sam Dobbs	TE	6-4	220	Fr.	HS	Douglasville, Ga.
18	Chandler Dorrell	WR	5-11	182	R-So.	1L	Nashville
89	Sean Dowling	TE	6-5	273	R-So.	1L	Fallbrook, Calif.
19	C.J. Duncan	WR	5-11	200	R-So.	1L	Montgomery, Ala.
36	Trey Ellis	WR/PR	5-9	165	So.	1L	Charlotte, N.C.
3	Taurean Ferguson	CB	5-9	185	R-So.	1L	Jonesboro, Ga.
12	Wade Freebeck	QB	6-5	224	So.	1L	Davie, Fla.
66	Blake Fromang	OL	6-7	300	R-Jr.	2L	Orlando, Fla.
27	Jaire George	RB	6-1	212	Fr.	HS	Hyattville, Md.
56	Barrett Gouger	OL	6-4	310	R-Jr.	2L	Soddy Daisy, Tenn.
75	Bailey Granier	OL	6-6	314	R-Fr.	RS	Galliano, La.
85	Curtis Graves	WR	6-1	197	Jr.	1L	Alpharetta, Ga.
43	Jordan Griffin	ILB	6-1	215	Fr.	HS	Tampa, Fla.
60	Cole Hardin	OL	6-4	305	R-Fr.	RS	Florence, Ala.
11	Harding Harper	ILB	6-2	245	R-Jr.	2L	Montgomery, Ala.
31	Tre Herndon	CB	6-1	182	So.	1L	Chattanooga, Tenn.
35	Darreon Herring	ILB	6-1	232	Sr.	3L	Stone Mountain, Ga.
33	Jay Hockaday	ATH	6-3	215	Fr.	HS	Nashville, Tenn.
74	Will Holden	OL	6-6	312	R-Jr.	2L	Green Cove Springs, Fla.
50	Andrew Jelks	OL	6-6	305	R-Jr.	2L	Paris, Tenn.
37	Wilson Johnson	SN	6-0	208	Jr.	SQ	Nashville
82	Kris Kentera	WR	6-4	213	Sr.	3L	Colorado Springs, Colo.
77	Nifae Lealao	DT	6-5	320	So.	1L	Sacramento, Calif.
99	Hayden Lekacz	PK	6-0	193	So.	1L	Glen Ellyn, Ill.
30	Bryce Lewis	CB	6-0	181	R-Fr.	RS	Lilburn, Ga.

No.	Name	POS	HT	WT	YR	CL	Hometown
83	Nathan Marcus	TE	6-5	240	R-So.	1L	Glen Ellyn, Ill.
78	Kevin McCoy	OL	6-5	310	R-Jr.	1L	Tampa, Fla.
2	Johnny McCrary	QB	6-4	224	R-So.	1L	Decatur, Ga.
5	Torren McGaster	CB	6-0	196	R-Jr.	2L	Daphne, Ala.
27	Jahmel McIntosh	SAF	6-1	196	R-Sr.	3L	Cleveland, Miss.
44	Nehemiah Mitchell	OLB	6-4	260	Jr.	TR	Hayward, Calif.
8	Ronald Monroe	WR	6-3	200	R-Fr.	RS	Houston, Texas
97	Reid Nelson	P	6-2	190	R-Fr.	RS	Hueytown, Ala.
34	Dare Odeyingbo	OLB	6-2	242	Fr.	HS	Irving, Texas
17	Tommy Openshaw	P/PK	6-2	184	R-So.	1L	Jacksonville, Fla.
9	Caleb Peart	OLB	6-1	240	Fr.	HS	Gilbert, Ariz.
57	Ean Pfeifer	OL	6-4	285	Fr.	HS	Bentonville, Ark.
80	Jared Pinkney	WR	6-4	230	Fr.	HS	Norcross, Ga.
77	Spencer Pulley	OL	6-4	300	R-Sr.	3L	Germantown, Tenn.
86	Latevius Rayford	WR	6-1	193	Jr.	1L	Memphis, Tenn.
61	Bruno Reagan	OL	6-3	330	R-Fr.	RS	Clarksville, Tenn.
29	Andrew Rector	SAF	6-0	195	Fr.	HS	Nashville
28	Dallas Rivers	RB	6-1	227	So.	1L	Stone Mtn., Ga.
81	Steven Scheu	TE	6-5	245	R-Sr.	3L	Evansville, Ind.
60	Jacob Schultz	SN	6-4	226	Jr.	SQ	Murfreesboro, Tenn.
9	Caleb Scott	WR	6-1	190	So.	1L	Suwanee, Ga.
21	Donovan Sheffield	CB	5-11	180	Fr.	HS	Nashville, Tenn.
10	Trent Sherfield	WR	6-1	198	So.	1L	Danville, Ill.
14	Kyle Shurmur	QB	6-4	215	Fr.	HS	Philadelphia, Pa.
6	Darrius Sims	WR	5-9	182	Jr.	2L	Memphis, Tenn.
58	Justin Skule	OL	6-6	310	Fr.	HS	Clifton, Va.
7	Emmanuel Smith	SAF	6-2	224	So.	1L	Murfreesboro, Tenn.
25	Josh Smith	LB	6-3	234	Fr.	HS	Murfreesboro, Tenn.
71	Jared Southers	OL	6-4	300	Fr.	HS	South Orange, N.J.
10	Shawn Stankavage	QB	6-2	197	R-Fr.	RS	Durham, N.C.
99	Landon Stokes	OLB	6-4	240	R-So.	1L	Orlando, Fla.
2	Tre Tarpley	SAF	6-0	209	So.	1L	Pittsburgh, Pa.
40	Ja'kari Thomas	ILB	6-1	235	R-Jr.	2L	Tallahassee, Fla.
95	Riley Tindol	DE	6-5	270	R-Fr.	RS	Billingsley, Ala.
45	Stephen Weatherly	OLB	6-5	250	R-Jr.	2L	Snellville, Ga.
7	Ralph Webb	RB	5-10	200	R-So.	1L	Gainesville, Fla.
14	Ryan White	SAF	5-9	188	R-So.	1L	Louisville, Ky.
13	LaDarius Wiley	CB	6-1	205	So.	1L	Los Angeles, Calif.
32	Andrew Williamson	SAF	6-1	207	R-Sr.	3L	San Antonio, Texas
51	Davis Winkie	SN	6-4	245	R-Fr.	RS	Cumming, Ga.
15	DeAndre Woods	TE	6-3	237	R-So.	1L	Clay, Ala.
74	Jay Woods	DT	6-3	285	R-So.	1L	Jackson, Ga.
47	Charles Wright	OLB	6-3	236	R-Fr.	RS	Irvine, Calif.
49	Jonathan Wynn	DE	6-4	248	R-So.	1L	Stone Mtn., Ga.



YEAR-BY-YEAR RECORDS

Year	Coach	SEC		Overall	Bowls
		SEC	Finish		
1890	Elliott H. Jones			1-0	
1891	Elliott H. Jones			3-1	
1892	Elliott H. Jones			4-4	
1893	W.J. Keller			6-1	
1894	Henry Thornton			7-1	
1895	C.L. Upton			5-3-1	
1896	R.G. Acton			3-2-2	
1897	R.G. Acton			6-0-1	
1898	R.G. Acton			1-5	
1899	J.L. Crane			7-2	
1900	J.L. Crane			4-4-1	
1901	W.H. Watkins			6-1-1	
1902	W.H. Watkins			8-1	
1903	J.H. Henry			6-1-1	
1904	Dan McGugin			9-0	
1905	Dan McGugin			7-1	
1906	Dan McGugin			8-1	
1907	Dan McGugin			5-1-1	
1908	Dan McGugin			7-2-1	
1909	Dan McGugin			7-3	
1910	Dan McGugin			8-0-1	
1911	Dan McGugin			8-1	
1912	Dan McGugin			8-1-1	
1913	Dan McGugin			5-3	
1914	Dan McGugin			2-6	
1915	Dan McGugin			9-1	
1916	Dan McGugin			7-1-1	
1917	Dan McGugin			5-3	
1918	Ray Morrison (acting)			4-2	
1919	Dan McGugin			5-1-2	
1920	Dan McGugin			5-3-1	
1921	Dan McGugin			7-0-1	
1922	Dan McGugin			8-0-1	
1923	Dan McGugin			5-2-1	
1924	Dan McGugin			6-3-1	
1925	Dan McGugin			6-3	
1926	Dan McGugin			8-1	
1927	Dan McGugin			8-1-2	
1928	Dan McGugin			8-2	
1929	Dan McGugin			7-2	
1930	Dan McGugin			8-2	
1931	Dan McGugin			5-4	
1932	Dan McGugin			6-1-2	
1933	Dan McGugin	2-2-2	6†	4-3-3	-
1934	Dan McGugin	4-3	6	6-3	-
1935	Ray Morrison	5-1	2	7-3	-
1936	Ray Morrison	1-3-1	9	3-5-1	-
1937	Ray Morrison	4-2	4	7-2	-
1938	Ray Morrison	4-3	6	6-3	-
1939	Ray Morrison	1-6	11	2-7-1	-
1940	Red Sanders	1-5-1	11	3-6-1	-
1941	Red Sanders	3-2	6	8-2	-
1942	Red Sanders	2-4	8	6-4	-
1943	Herc Alley	0-0	-	5-0	-
1944	Doby Bartling	0-0	-	3-0-1	-
1945	Doby Bartling	2-4	9	3-6	-
1946	Red Sanders	3-4	7	5-4	-
1947	Red Sanders	3-3	4†	6-4	-
1948	Red Sanders	4-2-1	4	8-2-1	-
1949	Bill Edwards	4-4	7	5-5	-
1950	Bill Edwards	3-4	7†	7-4	-
1951	Bill Edwards	3-5	7	6-5	-
1952	Bill Edwards	1-4-1	11	3-5-2	-
1953	Art Guepe	1-5	10†	3-7	-
1954	Art Guepe	1-5	11†	2-7	-
1955	Art Guepe	4-3	5	8-3	Gator
1956	Art Guepe	2-5	8†	5-5	-
1957	Art Guepe	3-3-1	6†	5-3-2	-
1958	Art Guepe	2-1-3	4	5-2-3	-
1959	Art Guepe	3-2-2	5†	5-3-2	-

Year	Coach	SEC		Overall	Bowls
		SEC	Finish		
1960	Art Guepe	0-7	12	3-7	-
1961	Art Guepe	1-6	12	2-8	-
1962	Art Guepe	1-6	11	1-9	-
1963	Jack Green	0-5-2	10	1-7-2	-
1964	Jack Green	1-4-1	9	3-6-1	-
1965	Jack Green	1-5	9†	2-7-1	-
1966	Jack Green	0-6	9†	1-9	-
1967	Bill Pace	0-6	9†	2-7-1	-
1968	Bill Pace	2-3-1	8	5-4-1	-
1969	Bill Pace	2-3	7	4-6	-
1970	Bill Pace	1-5	9	4-7	-
1971	Bill Pace	1-5	7	4-6	-
1972	Bill Pace	0-6	10	3-8	-
1973	Steve Sloan	1-5	10	5-6	-
1974	Steve Sloan	2-3-1	7†	7-3-2	Peach
1975	Fred Pancoast	2-4	6†	7-4	-
1976	Fred Pancoast	0-6	9†	2-9	-
1977	Fred Pancoast	0-6	9†	2-9	-
1978	Fred Pancoast	0-6	10	2-9	-
1979	George MacIntyre	0-6	9†	1-10	-
1980	George MacIntyre	0-6	9†	2-9	-
1981	George MacIntyre	1-5	10	4-7	-
1982	George MacIntyre	4-2	3†	8-4	Hall of Fame
1983	George MacIntyre	0-6	9†	2-9	-
1984	George MacIntyre	2-4	7†	5-6	-
1985	George MacIntyre	1-4-1	7	3-7-1	-
1986	Watson Brown	0-6	10	1-10	-
1987	Watson Brown	1-5	7†	4-7	-
1988	Watson Brown	2-5	8†	3-8	-
1989	Watson Brown	0-7	10	1-10	-
1990	Watson Brown	1-6	8†	1-10	-
1991	Gerry DiNardo	3-4	6†	5-6	-
1992	Gerry DiNardo	2-6	T5-E	4-7	-
1993	Gerry DiNardo	#2-6	6-E	#5-6	-
1994	Gerry DiNardo	2-6	5-E	5-6	-
1995	Rod Dowhower	1-7	6-E	2-9	-
1996	Rod Dowhower	0-8	6-E	2-9	-
1997	Woody Widenhofer	0-8	6-E	3-8	-
1998	Woody Widenhofer	1-7	5-E	2-9	-
1999	Woody Widenhofer	2-6	5-E	5-6	-
2000	Woody Widenhofer	1-7	5-E	3-8	-
2001	Woody Widenhofer	0-8	6-E	2-9	-
2002	Bobby Johnson	0-8	6-E	2-10	-
2003	Bobby Johnson	1-7	T5-E	2-10	-
2004	Bobby Johnson	1-7	T5-E	2-9	-
2005	Bobby Johnson	3-5	T4-E	5-6	-
2006	Bobby Johnson	1-7	6-E	4-8	-
2007	Bobby Johnson	2-6	6-E	5-7	-
2008	Bobby Johnson	4-4	T3-E	7-6	Music City
2009	Bobby Johnson	0-8	6-E	2-10	-
2010	Robbie Caldwell	1-7	6-E	2-10	-
2011	James Franklin	2-6	T4-E	6-7	Liberty
2012	James Franklin	5-3	4-E	9-4	Music City
2013	James Franklin	4-4	4-E	9-4	Compass
2014	Derek Mason	0-8	7-E	3-9	-

Includes game forfeited to Vanderbilt

BOWL RESULTS (4-2-1)

Bowl	Opponent	Result	Date
Gator	Auburn	W 25-13	12-31-55
Peach	Texas Tech	T 6-6	12-28-74
Hall of Fame	Air Force	L 28-36	12-31-82
Music City	Boston College	W 16-14	12-31-08
Liberty	Cincinnati	L 24-31	12-31-11
Music City	N.C. State	W 38-24	12-31-12
Compass	Houston	W 41-24	1-4-14