



# **2014 IN REVIEW**

**SECSPORTS.COM**



# YEAR IN REVIEW

ALABAMA • ARKANSAS • AUBURN • FLORIDA • GEORGIA • KENTUCKY • LSU • OLE MISS

## 2014 SEC BASEBALL

### EASTERN DIVISION

	SEC	Pct.	GB	All	Pct.	Home	Away	Neutral	Div.	T25	T10	L10	Streak
%Florida	21-9	.700	—	40-23	.635	23-13	12-8	5-2	12-6	16-9	10-4	5-5	L3
South Carolina	18-12	.600	3.0	44-18	.710	34-7	9-9	1-2	11-7	13-7	4-3	5-5	L1
^Vanderbilt	17-13	.567	4.0	51-21	.708	31-10	13-7	7-4	12-6	16-12	10-8	7-3	W1
Kentucky	14-16	.467	7.0	37-25	.597	19-10	10-12	8-3	9-9	10-10	7-5	6-4	L1
Tennessee	12-18	.400	9.0	31-23	.574	22-10	9-12	0-1	8-10	10-15	5-11	4-6	L1
Georgia	11-18-1	.383	9.5	26-29-1	.473	22-12	4-14-1	0-3	7-11	9-20-1	2-6-1	4-6	L1
Missouri	6-24	.200	15.0	20-33	.377	10-13	5-14	6-5	4-14	5-19	0-4	1-9	L9

### WESTERN DIVISION

	SEC	Pct.	GB	All	Pct.	Home	Away	Neutral	Div.	T25	T10	L10	Streak
&Ole Miss	19-11	.633	—	48-21	.696	28-7	18-10	2-4	10-8	13-11	7-7	7-3	L1
#LSU	17-11-1	.603	1.0	46-16-1	.738	31-7-1	10-9	5-0	12-5	11-7	8-4	8-2	L2
Mississippi State	18-12	.600	1.0	39-24	.619	22-12	13-6	4-6	9-9	7-10	3-6	5-5	L2
Arkansas	16-14	.533	3.0	40-25	.615	25-9	8-13	7-3	8-10	11-13	4-9	6-4	L1
Alabama	15-14	.517	3.5	37-24	.607	21-11	12-10	4-3	10-7	10-11	7-8	5-5	L1
Texas A&M	14-16	.467	5.0	36-26	.581	24-12	10-11	2-3	8-10	12-12	4-2	5-5	L1
Auburn	10-20	.333	9.0	28-28	.500	19-16	7-10	2-2	5-13	7-15	2-7	3-7	L3

^ - NCAA National Champions; % - SEC Champions; & - Western Division Champions; # - SEC Tournament Champions

## VANDERBILT WINS 2014 NATIONAL CHAMPIONSHIP - SEVENTH CONSECUTIVE FINALS APPEARANCE FOR SEC -

### Tallahassee Regional

Kennesaw State 1, **Alabama 0**  
**Alabama 6**, Florida State 5  
**Alabama 6**, Georgia Southern 0  
**Alabama 4**, Kennesaw State 1  
Kennesaw State 4, **Alabama 2**

### Charlottesville Regional

**Arkansas 3**, Liberty 2  
Virginia 3, **Arkansas 0**  
**Arkansas 10**, Bucknell 0  
Virginia 9, **Arkansas 2**

### Gainesville Regional

Charleston 3, **Florida 2**  
North Carolina 5, **Florida 2**

### Louisville Regional

Kansas 10, **Kentucky 6**  
**Kentucky 4**, Kent State 2  
**Kentucky 8**, Kansas 6  
Louisville 4, **Kentucky 1**

### Baton Rouge Regional

**LSU 8**, Saint Louis 4  
**LSU 5**, Houston 1  
Houston 5, **LSU 4**  
Houston 12, **LSU 2**

### Oxford Regional

**Ole Miss 12**, Jacksonville St. 2  
**Ole Miss 2**, Washington 1  
**Ole Miss 3**, Washington 2

### Lafayette Regional

**Miss.State 5**, San Diego State 2  
**Miss.State 3**, Jackson State 1  
Lafayette 14, **Miss. State 8**  
Lafayette 5, **Miss. State 3**

### Columbia Regional

**South Carolina 5**, Campbell 2  
Maryland 4, **South Carolina 3**  
**South Carolina 9**, Campbell 0  
Maryland 10, **South Carolina 1**

### Houston Regional

Texas 8, **Texas A&M 1**  
**Texas A&M 7**, George Mason 3  
**Texas A&M 9**, Rice 8  
**Texas A&M 3**, Texas 2  
Texas 4, **Texas A&M 1**

### Nashville Regional

**Vanderbilt 11**, Xavier 0  
**Vanderbilt 7**, Oregon 2  
**Vanderbilt 3**, Oregon 2

### Lafayette Super Regional

Lafayette 9, **Ole Miss 5**  
**Ole Miss 5**, Lafayette 2  
**Ole Miss 10**, Lafayette 4

### Nashville Super Regional

**Vanderbilt 11**, Stanford 6  
Stanford 5, **Vanderbilt 4**  
**Vanderbilt 12**, Stanford 5

### NCAA College World Series

**Vanderbilt 5**, Louisville 3  
Virginia 2, **Ole Miss 1**  
**Vanderbilt 6**, UC Irvine 4  
**Ole Miss 2**, Texas Tech 1  
**Ole Miss 6**, TCU 4  
Texas 4, **Vanderbilt 0**  
Virginia 4, **Ole Miss 1**  
**Vanderbilt 4**, Texas 3

### National Championship Series

**Vanderbilt 9**, Virginia 8  
Virginia 7, **Vanderbilt 2**  
**Vanderbilt 3**, Virginia 2



# YEAR IN REVIEW



MISSISSIPPI STATE • MISSOURI • SOUTH CAROLINA • TENNESSEE • TEXAS A&M • VANDERBILT

## TEAM-BY-TEAM STATISTICS SUMMARY

(All Games)

Team	AVG	G	AB	R	H	2B	3B	HR	RBI	TB	SLG%	BB	HBP	SO	GDP	OB%	SF	SH	SB	ATT	PO	A	E	FLD%
Kentucky	.299	62	2193	472	655	121	11	60	423	978	.446	268	109	406	40	.398	26	30	67	86	1670	691	77	.968
Ole Miss	.297	69	2425	406	720	121	15	42	366	997	.411	226	66	398	47	.367	37	39	91	124	1894	731	74	.973
LSU	.287	63	2098	394	602	117	14	41	360	870	.415	223	61	274	40	.367	32	53	49	74	1685	615	57	.976
Texas A&M	.286	62	2123	329	607	98	12	25	298	804	.379	223	46	318	46	.362	28	39	65	89	1662	619	68	.971
South Carolina	.281	62	2098	330	589	90	5	31	300	782	.373	242	38	345	45	.361	28	41	47	65	1668	620	59	.975
Vanderbilt	.278	72	2360	403	655	145	14	22	351	894	.379	269	80	463	38	.366	33	66	120	166	1919	766	69	.975
Tennessee	.275	54	1828	306	503	82	16	21	268	680	.372	217	48	349	29	.363	24	54	93	121	1481	615	62	.971
Alabama	.275	61	2076	305	571	89	8	42	277	802	.386	178	68	395	39	.348	27	41	31	44	1636	700	64	.973
Mississippi State	.275	63	2094	311	575	70	9	16	282	711	.340	273	61	372	37	.369	36	60	68	95	1714	766	48	.981
Auburn	.270	56	1838	235	497	65	9	15	212	625	.340	192	76	298	36	.360	19	51	80	118	1503	592	65	.970
Florida	.267	63	2077	289	554	76	9	26	260	726	.350	229	60	348	54	.351	34	60	57	84	1724	719	62	.975
Arkansas	.263	65	2101	323	552	92	9	28	294	746	.355	219	85	397	36	.351	36	54	56	72	1726	722	73	.971
Georgia	.256	56	1893	253	484	69	7	13	210	606	.320	224	48	398	35	.346	17	25	42	60	1504	619	74	.966
Missouri	.242	53	1784	196	432	75	7	10	170	551	.309	191	43	373	40	.327	17	31	40	62	1435	583	66	.968

CI - Vanderbilt 4, Missouri 2, LSU 2, Miss. State 2, Alabama 2, Arkansas 2, Kentucky 1.

(All games Sorted by Earned run avg)

Team	ERA	W	L	G	CG	SHO	CBO	SV	IP	H	R	ER	BB	SO	2B	3B	HR	AB	B/Avg	WP	HBP	BK	SFA	SHA
South Carolina	2.43	44	18	62	2	13	12	15	556.0	468	183	150	156	473	51	3	21	2048	.229	19	36	4	10	45
LSU	2.60	46	16	63	3	17	16	16	561.2	436	180	162	178	443	63	2	22	1999	.218	21	47	1	23	50
Arkansas	2.63	40	25	65	6	10	10	14	575.1	440	206	168	210	435	65	3	22	2052	.214	44	59	8	14	37
Ole Miss	2.72	48	21	69	3	4	2	17	631.1	572	232	191	190	503	89	5	22	2330	.245	31	50	6	26	65
Vanderbilt	2.90	51	21	72	3	8	7	21	639.2	486	252	206	245	636	66	24	16	2296	.212	63	61	6	21	43
Mississippi State	3.06	39	24	63	4	8	7	16	571.1	514	228	194	211	513	79	8	13	2125	.242	70	60	6	16	46
Alabama	3.19	37	24	61	5	7	6	13	545.1	435	223	193	241	406	53	10	20	1942	.224	48	60	10	21	48
Florida	3.27	40	23	63	1	7	6	20	574.2	548	240	209	174	435	95	4	34	2169	.253	38	60	10	12	52
Auburn	3.34	28	28	56	4	5	3	8	501.2	482	228	186	167	333	84	8	14	1897	.254	39	37	4	15	45
Tennessee	3.41	31	23	54	0	4	4	14	493.2	439	240	187	209	373	93	12	29	1814	.242	42	51	2	17	44
Texas A&M	3.67	36	26	62	2	5	5	9	554.0	555	253	226	190	463	78	11	18	2104	.264	45	47	7	23	60
Kentucky	4.03	37	25	62	2	5	4	12	556.2	591	319	249	192	375	92	10	36	2151	.275	53	45	12	27	47
Missouri	4.03	20	32	53	3	2	2	11	478.1	518	250	214	127	345	81	13	19	1857	.279	29	42	9	16	34
Georgia	4.33	26	29	56	4	3	2	5	501.1	511	293	241	224	337	88	6	19	1912	.267	69	40	5	21	41

PB - Vanderbilt 18, Miss. State 14, Auburn 14, Arkansas 14, Alabama 12, Texas A&M 11, Kentucky 10, Georgia 9, Tennessee 8, S. Carolina 7, LSU 7, Ole Miss 6, Missouri 6, Florida 3.

Pickoffs - Arkansas 18, Georgia 14, Vanderbilt 14, Texas A&M 13, Florida 11, Alabama 9, Ole Miss 9, Tennessee 8, S. Carolina 7, Missouri 7, Miss. State 6, LSU 5, Kentucky 5, Auburn 1.

(All games Sorted by Fielding pct)

Team	C	PO	A	E	FLD%	DPs	SBA	CSB	SBA%	PB	CI
Mississippi State	2528	1714	766	48	.981	49	52	18	.743	14	2
LSU	2357	1685	615	57	.976	44	43	29	.597	7	2
Florida	2505	1724	719	62	.975	56	52	17	.754	3	0
Vanderbilt	2754	1919	766	69	.975	55	49	18	.731	18	4
South Carolina	2347	1668	620	59	.975	47	40	17	.702	7	0
Alabama	2400	1636	700	64	.973	58	45	29	.608	12	2
Ole Miss	2699	1894	731	74	.973	61	49	14	.778	6	0
Tennessee	2158	1481	615	62	.971	39	31	24	.564	8	0
Texas A&M	2349	1662	619	68	.971	34	54	23	.701	11	0
Arkansas	2521	1726	722	73	.971	61	43	25	.632	14	2
Auburn	2160	1503	592	65	.970	51	33	23	.589	14	0
Kentucky	2438	1670	691	77	.968	61	38	19	.667	10	1
Missouri	2084	1435	583	66	.968	41	66	20	.767	6	2
Georgia	2197	1504	619	74	.966	53	43	12	.782	9	0



# YEAR IN REVIEW

ALABAMA • ARKANSAS • AUBURN • FLORIDA • GEORGIA • KENTUCKY • LSU • OLE MISS

## TEAM-BY-TEAM STATISTICS SUMMARY

### (Conference Games Only)

Team	AVG	G	AB	R	H	2B	3B	HR	RBI	TB	SLG%	BB	HBP	SO	GDP	OB%	SF	SH	SB	ATT	PO	A	E	FLD%
Kentucky	.296	30	1076	193	318	47	4	35	178	478	.444	102	41	211	22	.376	8	11	17	23	794	338	36	.969
Ole Miss	.293	30	1073	174	314	49	6	19	159	432	.403	89	17	175	20	.351	16	14	33	45	830	337	38	.968
Florida	.277	30	1003	149	278	37	2	17	139	370	.369	112	24	162	33	.358	19	32	30	39	827	341	35	.971
Vanderbilt	.273	30	999	156	273	58	5	12	136	377	.377	86	28	217	18	.345	10	30	44	58	794	339	39	.967
Texas A&M	.273	30	1040	147	284	44	6	10	129	370	.356	103	19	181	24	.346	12	26	25	34	805	311	31	.973
South Carolina	.266	30	1040	124	277	34	2	13	115	354	.340	93	14	174	26	.332	11	28	13	17	819	319	31	.973
Mississippi State	.263	30	1030	125	271	37	2	8	119	336	.326	112	21	190	14	.343	14	27	19	32	822	359	29	.976
Alabama	.258	29	972	124	251	40	2	21	112	358	.368	73	31	212	25	.327	11	23	9	13	769	344	33	.971
LSU	.251	29	967	133	243	51	5	13	121	343	.355	90	22	140	23	.326	10	24	16	27	788	283	33	.970
Tennessee	.251	30	1015	135	255	45	8	10	121	346	.341	100	16	208	17	.325	12	31	40	54	821	332	39	.967
Arkansas	.247	30	989	126	244	37	4	12	115	325	.329	91	27	215	12	.324	10	30	27	35	800	345	34	.971
Auburn	.244	30	991	88	242	30	3	6	80	296	.299	83	30	179	20	.320	7	18	21	42	806	298	25	.978
Georgia	.238	30	1014	93	241	35	4	5	79	299	.295	90	22	232	15	.312	7	16	13	21	805	337	40	.966
Missouri	.227	30	1022	83	232	41	2	4	71	289	.283	92	24	218	25	.303	9	18	18	26	812	336	35	.970

CI - Vanderbilt 3, LSU 2, Miss. State 2, Missouri 1, Arkansas 1, Alabama 1.

### (SEC games only Sorted by Earned run avg)

Team	ERA	W	L	G	CG	SHO	CBO	SV	IP	H	R	ER	BB	SO	2B	3B	HR	AB	B/Avg	WP	HBP	BK	SFA	SHA
Ole Miss	2.80	19	11	30	1	1	0	11	276.2	285	109	86	72	183	43	3	14	1055	.270	9	20	3	14	25
Arkansas	2.80	16	14	30	5	4	4	3	266.2	208	99	83	88	189	33	1	12	947	.220	20	29	2	7	13
South Carolina	2.80	18	12	30	1	1	1	9	273.0	248	106	85	71	217	31	1	13	1013	.245	10	17	4	7	27
Mississippi State	2.99	18	12	30	4	4	3	8	274.0	251	108	91	88	233	39	4	8	1035	.243	33	33	2	8	21
Vanderbilt	3.13	17	13	30	1	2	1	9	264.2	215	128	92	117	228	30	6	7	958	.224	30	25	3	12	18
LSU	3.19	17	11	29	2	5	4	8	262.2	218	105	93	103	210	41	1	16	944	.231	10	18	0	14	29
Florida	3.75	21	9	30	1	3	2	12	275.2	289	134	115	84	189	42	1	16	1076	.269	17	25	4	8	20
Tennessee	3.88	12	18	30	0	1	1	7	273.2	276	153	118	120	203	55	4	21	1034	.267	25	27	1	13	29
Auburn	4.09	10	20	30	3	1	0	5	268.2	296	138	122	90	166	57	3	9	1045	.283	15	21	1	11	27
Alabama	4.11	15	14	29	3	1	1	8	256.1	248	136	117	118	161	30	7	12	958	.259	28	31	9	9	23
Georgia	4.16	11	18	30	4	1	0	3	268.1	266	154	124	119	170	44	3	11	1013	.263	27	23	2	11	26
Texas A&M	4.36	14	16	30	1	1	1	4	268.1	309	142	130	79	220	52	7	9	1049	.295	23	23	5	16	30
Missouri	4.56	6	24	30	3	0	0	5	270.2	301	160	137	75	188	46	8	15	1059	.284	20	26	8	7	16
Kentucky	4.76	14	16	30	0	3	3	5	264.2	313	178	140	92	157	42	6	22	1045	.300	23	18	4	19	24

PB - Vanderbilt 11, Arkansas 7, Auburn 7, Tennessee 6, Miss. State 5, S. Carolina 5, Kentucky 5, Georgia 4, Alabama 4, Ole Miss 4, Texas A&M 4, LSU 3, Missouri 2. Pickoffs - Arkansas 9, Vanderbilt 6, Texas A&M 6, Alabama 5, Georgia 5, S. Carolina 4, Missouri 4, Miss. State 4, LSU 4, Florida 4, Kentucky 3, Tennessee 3, Ole Miss 2.

### (SEC games only Sorted by Fielding pct)

Team	C	PO	A	E	FLD%	DPS	SBA	CSB	SBA%	PB	CI
Auburn	1129	806	298	25	.978	25	22	10	.688	7	0
Mississippi State	1210	822	359	29	.976	22	28	5	.848	5	2
South Carolina	1169	819	319	31	.973	26	27	7	.794	5	0
Texas A&M	1147	805	311	31	.973	17	26	16	.619	4	0
Alabama	1146	769	344	33	.971	26	20	13	.606	4	1
Arkansas	1179	800	345	34	.971	35	17	15	.531	7	1
Florida	1203	827	341	35	.971	24	22	8	.733	0	0
Missouri	1183	812	336	35	.970	24	39	15	.722	2	1
LSU	1104	788	283	33	.970	21	26	13	.667	3	2
Kentucky	1168	794	338	36	.969	29	22	7	.759	5	0
Ole Miss	1205	830	337	38	.968	30	10	6	.625	4	0
Tennessee	1192	821	332	39	.967	23	23	14	.622	6	0
Vanderbilt	1172	794	339	39	.967	30	22	5	.815	11	3
Georgia	1182	805	337	40	.966	24	21	7	.750	4	0

# YEAR IN REVIEW



MISSISSIPPI STATE • MISSOURI • SOUTH CAROLINA • TENNESSEE • TEXAS A&M • VANDERBILT

## TEAM-BY-TEAM NOTES

### ALABAMA CRIMSON TIDE



Alabama finished the 2014 season with a 37-24 record, including a mark of 15-14 in the Southeastern Conference and a 21-11 record at home. The 37 wins were the second-most victories in head coach Mitch Gaspard's five year career at Alabama. By finishing eighth overall in the SEC, the Tide made its 31st appearance in the conference tournament and also earned an NCAA Tournament at-large bid, marking the 24th appearance in the event for Alabama. The Tide won five of its 10 SEC series, including a sweep of No. 9 Ole Miss. Alabama finished the season with a .275 average, 42 home runs, 89 doubles and eight triples. The home run total were the most for the Tide since 2010, and ranked second in the conference and 16th in the nation. Tide pitchers posted a 3.19 ERA on the season, while holding opposing hitters to a .224 average. Opponents had only 7.1 hits per game against Alabama, which ranked eighth in the country.

### ARKANSAS RAZORBACKS



Arkansas finished the 2014 season 40-25 overall and has won 40 or more games in five of the last six seasons. It was the seventh 40-win season under head coach Dave Van Horn. The Razorbacks advanced to their 13th consecutive NCAA Tournament last season and 27th overall. Arkansas will be one of seven teams in the country looking to make its 14th straight NCAA Regional appearances in 2015. Along with 13 straight NCAA Tournaments, Arkansas has advanced to six consecutive NCAA Regional finals. After finishing the NCAA Charlottesville Regional with a 2-2 record, Arkansas is 66-58 all-time in the NCAA Tournament. The Razorbacks played 26 ranked opponents in 2014 and 15 ranked inside the top 10. Arkansas had six players taken during the 2014 MLB Draft, headlined by Brian Anderson in the third round by the Miami Marlins. The Razorbacks have had 17 players drafted in the last two seasons, more than any other team in the country. The Razorbacks finished the 2014 campaign with a 2.63 earned run average for their third consecutive ERA under 3.0. Arkansas has the lowest combined ERA in the country over the last three seasons at 2.47. Trey Killian finished the 2014 season tied for the SEC lead in complete games with four. Joe Serrano ended the year with 21 multi-hit games to lead the team, while Andrew Benintendi and Brian Anderson followed closely with 20.

### AUBURN TIGERS



Auburn finished the first season of the Sunny Golloway era 28-28 ... The Tigers set a school record in 2014 with 76 batters hit by a pitch ... Jordan Ebert led the team in hitting at .354, the second-best mark in the SEC ... Keegan Thompson was named a freshman All-American by three different outlets and was also an All-SEC freshman team selection ... Three Tigers were selected in the 2014 MLB Draft, with rising senior Rocky McCord choosing to return to school ... Auburn has now had a player drafted in 40 straight years, the second longest streak in the SEC ... Following the season longtime Oklahoma State, Texas and North Carolina State coach Tom Holliday was brought in to serve as associate head coach/pitching after the departure of Scott Foxhall.

### FLORIDA GATORS



In Kevin O'Sullivan's seventh season at the helm, the Gators (40-23) won the program's 13th SEC Championship and their third league title in the past five years...Florida advanced to the NCAA Tournament for the school-record seventh-consecutive season...UF reached the 40-win plateau for the fifth time in O'Sullivan's tenure and for the 22nd time in school history...UF has now been a national seed in five of the past six seasons (No. 8 in 2009, No. 3 in 2010, No. 2 in 2011, No. 1 in 2012, No. 2 in 2014) – the most national seeds in the country in that span...UF collected its league-best 22nd divisional crown and its fourth East title in the past seven years...Florida had been picked third in the SEC Coaches' Preseason Poll and did not receive any votes to win the SEC...The Gators made their 30th NCAA Tournament appearance and hosted a Regional at McKethan Stadium for the 12th time...Entering the NCAA Tourney, UF had a 22-14 (.611) record against the field, meaning that over 59 percent of its games were against Regional squads...The Gators notched 23 victories over teams ranked in the top 50 of the RPI, the most in the country...Florida was 8-1 (.889) against top-5 teams and 10-4 (.714) versus top-10 teams...UF played the toughest schedule in the nation and boasted the No. 3 RPI according to the NCAA...O'Sullivan was the SEC Coach of the Year for the second time (also 2010); the fourth from Florida to earn the award multiple times, joining Dave Fuller (1952-56-62), Jack Rhine (1982-83) and Joe Arnold (1984-88)...Logan Shore was named the SEC Freshman of the Year, the third recipient under O'Sullivan - Preston Tucker (2009) and Austin Maddox (2010)...Shore was just the second starting pitcher from Florida to earn first-team All-SEC in the past 11 years: Justin Hoyman (2004) and Patrick Keating (2008)...Taylor Gushue was only the third Gator backstop since 1991 to earn first-team All-SEC accolades – Mario Linares (1991) and Mike Zunino (2011-12)...The Gators led the conference with three All-SEC Freshman Team selections, Peter Alonso, Shore and John Sternagel, giving O'Sullivan 14 recipients during his tenure...UF reached 20 wins in SEC play for the eighth time in school history, the third time under O'Sullivan (2010-11-14)...Florida's 12-game SEC winning streak from April 12-May 9 was a school record and the program's best run in league play since April 6-May 17, 1968...The Gators finished as the runner-up at the SEC Tournament for the sixth time in school history (1977-79-92-1996-2000-14)...The Gators swept the season series from No. 1 Florida State for the second time in three years...UF shut out the Seminoles for the first time since 1994, winning in Tallahassee on April 8, 8-0...The Orange and Blue took all three games from No. 4 LSU in March - the Gators' fourth regular-season sweep of the Bayou Bengals in school history (1996, 2010, 2011, 2014) – three times under O'Sullivan...The squad posted its third-consecutive series victory at South Carolina (the No. 4 Gamecocks entered that weekend with a 22-1 home record).

### GEORGIA BULLDOGS



Georgia closed out the 2014 campaign under first-year coach Scott Stricklin by advancing to the SEC Tournament for the first time since 2012. The season came to an end after an extra-inning loss to Miss. State to finish 26-29-1 (11-18-1 SEC). The Bulldogs increased their overall win total by five and SEC win total by four compared to 2013 despite not having their projected No. 1 and No. 3 starters in the rotation and cleanup hit-



# YEAR IN REVIEW

ALABAMA • ARKANSAS • AUBURN • FLORIDA • GEORGIA • KENTUCKY • LSU • OLE MISS

## TEAM-BY-TEAM NOTES

ter for much of the season due to injuries. Georgia played an SEC-high 30 games against ranked teams in the regular season, going 9-19-1 with the highlight a series win over seventh-ranked South Carolina. It marked the first series win over a top 10 team since 2011. Robert Tyler, who earned Freshman All-America honors by Collegiate Baseball and a USA Baseball invitation, led the team in Wins (6), ERA (2.68) and Strikeouts (64). Tyler's ERA was the best by a Bulldog pitcher in 10 seasons. Tyler earned SEC Player of the Week honors once and twice was named the SEC Freshman of the Week. Freshman Stephen Wrenn set a school defensive record by an outfielder with a perfect 1.000 Fielding Percentage in 171 total chances. He had 166 putouts and 5 assists. Juniors Nelson Ward (SS, 12th Round, Seattle), Jarrett Brown (LHP, 22nd round, Seattle ) and Hunter Cole (3B, San Francisco, 26th round) were selected in the 2014 MLB draft and signed professional contracts. Sophomore RHP Mike Mancuso was Georgia's representative on the SEC Baseball Community Service Team.

### KENTUCKY WILDCATS



Kentucky completed a historic season in 2014, advancing to the NCAA Louisville Regional Championship game, falling to No. 8 Louisville. The Wildcats advanced to their eighth all-time NCAA Tournament and its first since 2012, riding one of the top individual seasons in the history of college baseball. Junior two-way star AJ Reed swept the national player of the year awards, winning the USA Baseball Golden Spikes Award, the Dick Howser Trophy, Baseball America's College Player of the Year, the ABCA National Player of the Year and the John Olerud 2-Way Player of the Year Award. Reed led the NCAA in homers (23), slugging (.735) and OPS (1.211) while becoming the first player in league history to lead the SEC in pitching wins and homers and RBI (73). Reed, the 2013-14 SEC Male Athlete of the Year, was the first pick of the second round in the MLB Draft by the Houston Astros, earning all-star honors in his professional debut. Kentucky's 2014 squad was boosted by the best offense in college baseball, ranking second in nearly every category and leading all BCS conference schools. UK saw six players drafted or sign a free agent contract after the season, including third round centerfielder Austin Cousino, third baseman Max Kuhn, right-hander Chandler Shepherd, catcher Micheal Thomas and shortstop Matt Reida.

### LSU TIGERS

**LSU** LSU recorded a 46-16-1 mark in 2014, completing the season ranked No. 16 in the final USA Today poll. The Tigers posted at least 40 wins for the sixth time in coach Paul Mainieri's eight-season tenure and reached the 40-win mark for the 26th time in the past 31 seasons ... LSU's 150 wins over the past three seasons are the most in the nation in that span ... LSU in 2014 won its fifth SEC Tournament title in seven seasons and earned the NCAA Tournament No. 8 National Seed, marking the third straight year the Tigers received a National Seed designation. LSU played host to an NCAA Regional in Alex Box Stadium, Skip Bertman Field, denoting its 22nd time as a host site ... LSU led the nation in shutouts with 17, and the Tigers posted three shutouts in their last 12 games - May 13 vs. Northwestern State (27-0), May 15 at Auburn (8-0) and May 25 vs. Florida (2-0) in the SEC Tournament championship game ... The 17 shutouts also represented a school record; LSU's previous high was 10 by the 1996 national championship team ... The NCAA record for shut-

outs is 24 by Arizona State in 1972 ... LSU's 27-0 victory over Northwestern State on May 13 represented the largest margin of victory in school history ... The game, which was stopped after six innings due to lightning, was also a combined no-hitter and the first no-hitter in LSU history since 1979 ... LSU junior right-hander Aaron Nola was named the 2014 National Pitcher of the Year by the College Baseball Foundation, and he was voted SEC Pitcher of the Year by the league coaches ... Nola, a 2014 Golden Spikes Award finalist and the only two-time Southeastern Conference Pitcher of the Year (2013 and 2014) in league history, enjoyed a brilliant three-year career at LSU, compiling a 30-6 mark and a 2.09 ERA in 332 innings with 42 walks and 345 strikeouts ... He is No. 3 on the LSU career list for strikeouts, No. 4 for ERA and No. 5 for pitching wins ... Nola, a Baton Rouge native, was named in 2014 a first-team all-American for the second straight season, as he posted an 11-1 mark and a 1.47 ERA in 116.1 innings with 27 walks and 134 strikeouts ... LSU was No. 1 in the final 2014 college baseball attendance rankings, marking the 19th straight season in which the Tigers have led the nation in total attendance ... LSU posted a total attendance figure of 424,321 in 39 games in Alex Box Stadium, Skip Bertman Field ... The Tigers' total attendance mark was over 100,000 greater than second-place South Carolina (305,564) ... LSU is the only school in NCAA history to exceed 400,000 in baseball attendance ... The Tigers also surpassed the 400,000 mark in 2010 (404,916), 2012 (472,391) and 2013 (473,298) ... LSU in 2014 was also No. 1 in average attendance for the 18th time in 19 years, recording a figure of 10,880 tickets sold per game.

### OLE MISS REBELS



The Rebels' run in the College World Series ended as No. 4 Ole Miss (48-21) fell to No. 1 Virginia by a score of 4-1. The Rebels enjoyed a banner season on the diamond, reaching the final four of the College World Series and capturing the SEC Western Division title. Off the diamond, 17 players made the SEC Academic Honor Roll, including senior co-captains Will Allen and Austin Anderson. Ole Miss had a fantastic year last season, going 48-21, winning the Southeastern Conference Western Division Championship, hosting a regional and advancing all the way to the College World Series in Omaha, Neb., where it was one of the final four teams remaining. The Rebels return 20 players from last season's team and welcome in 18 newcomers, including 12 freshmen and six transfers. It was the 12th time in 14 seasons under Bianco the Rebels advanced to the NCAA Tournament, which is the most postseason appearances by a head coach in school history, and is one of the best active stretches of NCAA postseason participation by any program in the country.

### MISSISSIPPI STATE BULLDOGS



Mississippi State fought valiantly before seeing its baseball season end June 2, 2014, in the championship game of the NCAA Lafayette Regional. MSU spotted Louisiana-Lafayette the game's first four runs before watching a rally fall short, 5-3, before a standing-room only crowd at Tighe Moore Field. ULL, the nation's top-ranked team and No. 6 national seed, won four-consecutive games to win a regional championship for the first time since 2000. ULL also beat MSU 14-8 Sunday night after the Maroon and White started the regional 2-0 with wins

# YEAR IN REVIEW



MISSISSIPPI STATE • MISSOURI • SOUTH CAROLINA • TENNESSEE • TEXAS A&M • VANDERBILT

## TEAM-BY-TEAM NOTES

against San Diego State and Jackson State. As a whole, MSU finished 39-24 overall, including 18-12 in the SEC, its best finish in conference play since 1997 (19-11). Mississippi State second baseman Brett Pirtle was selected by the Detroit Tigers in the 23rd round of the 2014 Major League Baseball Draft June 7. The 700th overall pick became the fourth Diamond Dawg drafted this year, joining pitchers Jacob Lindgren (55th overall), Jonathan Holder (182nd), and Brandon Woodruff (326th). The Tyler, Texas, native became the 142nd Bulldog chosen in the draft since its inception in 1965. After not being drafted out of high school, Pirtle attended Panola Junior College in Texas before playing two seasons in Starkville. The second-baseman is the fourth MSU player to be taken by the Tigers, joining Ken Tatum (6th round in 1966), Jody Hurst (10th round in 1989) and former teammate Daryl Norris (22nd round in 2013). This season, Pirtle was voted second-team All-SEC by the 14 league coaches for the second-consecutive season after hitting a SEC-best .363 in 63 starts with 35 runs, 31 RBIs and 10 doubles. Defensively, the coaches named him to the SEC All-Defensive Team after breaking the school records for fielding percentage (.981), assists (211) and chances (321) at his position. In his career, Pirtle reached base safely in 68 of his 70 career games against SEC opponents, including a conference record 63-straight games from March 23, 2013-May 22, 2014. Last season, the All-SEC performer was a member of the 2013 College World Series All-Tournament Team and was named to the NCAA Starkville Regional All-Tournament Team.

### MISSOURI TIGERS



Mizzou finished 2014 with a 20-33 record and a 6-24 mark in SEC play ... Three Tigers earned SEC weekly honors during the 2014 season. First, junior Brett Graves earned SEC Pitcher of the Week on March 3 following an 8.0 inning, two-hit shutout over UIC in which he extended his shutout inning streak to 15.0. Keaton Steele then earned the same distinction after throwing a pair of two-inning saves in the Auburn series. Fifth-year senior Eric Anderson was named SEC Player of the Week on April 14 after posting a win on the mound and two-game winning hits in a series win at No. 15 Kentucky ... Mizzou officially unveiled its new facility on May 17 after moving into the facility permanently in March. The new facility offers a state-of-the-art locker room modeled after major league club houses, a new media room with theater style seating, an on-site training room and new coaches offices ... Mizzou tallied a pair of series wins over ranked opponents on the road this season. Prior to the 2014 season, Mizzou had not won a series against a top-25 team on the road since 2009 ... Dylan Kelly hit .330 on the season, with 3 home runs and 27 RBIs. His average was good for 15th best in the SEC and fifth among catchers. Kelly led the team with 17 multi-hit games and was tied for the lead in multi-RBI games. Kelly ended the season with an 11 game hitting streak, the longest of any Tiger over the season ... The Missouri pitching staff led the SEC in least amount of walks allowed. The Tigers gave up 127 walks on the year, 13 fewer than any other team in the conference. The Tigers also ranked fifth in the SEC in home runs allowed, giving up 19 home runs on the season. The Tigers ranked in the top-15 nationally in both walks per nine (eighth) and strike-to-walk ratio (11th) ... Brett Graves was drafted in the third round of the MLB Draft and Keaton Steele followed closely behind in the eighth round. Graves went to the Athletics and Steele to the Twins.

### SOUTH CAROLINA GAMECOCKS



South Carolina went 44-18 and hosted a regional for the fifth consecutive season. It marked the 15th straight year that the Gamecocks made the NCAA Tournament. The Gamecocks would have seven players selected in the 2014 MLB Draft, tying for the eighth highest total in the nation including five players in the first 11 rounds. Junior catcher Grayson Greiner was selected by the Detroit Tigers in the third round, junior left-handed pitcher Jordan Montgomery was selected by the New York Yankees in the fourth round, junior infielder Joey Pankake was selected by the Tigers in the seventh round, junior outfielder Tanner English was an 11th round selection by the Minnesota Twins, junior right-hander Joel Seddon was taken in the 11th round by the Oakland Athletics, junior first baseman Kyle Martin was selected the Los Angeles Angels of Anaheim in the 20th round and junior right-hander Evan Beal was a 21th round choice by the Kansas City Royals. All but Martin would choose to sign professional contracts and forego their senior seasons. In addition, Greiner would receive All-America accolades from Baseball America and Perfect Game with Seddon picking up All-America honors from the NCBWA. Wil Crowe was tabbed a Freshman All-America by Baseball America. Both Greiner and Seddon received All-SEC accolades as well. The Gamecocks would have 14 players named to the SEC Academic Honor Roll as well as eight on the SEC First-Year Academic Honor Roll. Greiner was a second-team Capital One CoSIDA Academic All-America selection marking the fourth consecutive year that a Gamecock made the Capital One Academic All-America team.

### TENNESSEE VOLUNTEERS



Trailing by one going into the ninth inning, Tennessee put a runner on third with nobody out but wasn't able to get him home, allowing Vanderbilt to squeak out a 3-2 win in the opening game of the SEC Tournament at the Hoover Met. Sophomore outfielder Christin Stewart became the first Tennessee player since 2009 to earn All-SEC First Team accolades and Nick Senzel was named to the league's all-freshman team. Stewart was Tennessee's top offensive threat in 2014, becoming just the 11th player in program history to win the team "Triple Crown" by leading the Vols with a .330 batting average, five home runs and 39 RBI. The only player to play in all 54 of UT's games this year Stewart also paced the squad with 45 runs scored, 72 hits, 19 doubles, six triples and a .541 slugging percentage.

### TEXAS A&M AGGIES



The Texas A&M baseball team saw its season come to a close in front of 6,825 fans at Reckling Park as the Aggies fell to Texas 4-1 in the title game of the NCAA Houston Regional. Texas A&M pounced on the Longhorns for a run in the top of the first inning. Blake Allemand worked a walk to start the game and moved to third on a throwing error by Texas' third baseman Zane Gurwitz on a bunt single by Ryne Birk. A&M first baseman Cole Lankford hit a long fly to centerfield to plate Allemand with the sacrifice, staking the Aggies to a 1-0 lead. Texas responded with a rally in the home half of the first. Brooks Marlow reached on an error by Lankford to start the inning and moved to second on a sacrifice bunt by Ben Johnson. After Mark Payton flied to right for the



# YEAR IN REVIEW

ALABAMA • ARKANSAS • AUBURN • FLORIDA • GEORGIA • KENTUCKY • LSU • OLE MISS

## TEAM-BY-TEAM NOTES

second out of the inning, Tres Barrera snaked a single through the left side of the infield, driving in Marlow to knot the game at 1-1. The Longhorns (41-19) took advantage of a couple of Aggie errors to take a 2-1 lead in the bottom of the fourth. Madison Carter started the frame bouncing a single up the middle and advanced to second on a sacrifice bunt by C.J. Hinojosa. An error by shortstop Allemand on a grounder by Collin Shaw put runners on the corners, and after Kacey Clemens flied out for the second out of the inning, Carter came home to score when third baseman Logan Nottebrok was unable to field a grounder to the hot corner to give Texas the lead. Texas mounted a rally to add separation in the bottom of the seventh. Mark Payton was issued a leadoff walk, his third of the game, driving reliever Matt Kent from the contest. With Andrew Vinson on in relief, Barrera struck out swinging, but Carter drew a walk to put two on, and Hinojosa followed by golfing a double down the leftfield line to drive in Payton for the 3-1 lead. With Ty Schlottmann in from the bullpen to spell Vinson, Collin Shaw hit a fly out to center, plating Carter for the 4-1 advantage. Corey Ray (6-1) was the hard-luck loser for the Aggies. He yielded two unearned runs on four hits and three walks while striking out two in 5.0 innings of work. Chad Hollingsworth (3-0) earned the win for Texas. He put forth a career-best, complete-game effort, allowing just the one unearned run on two hits and five walks while striking out three. Texas advances to the Super Regional where it will face either Houston or LSU in an undisclosed location. The loss ended the Aggies' eighth consecutive NCAA postseason run. A&M's season came to a close with a 36-26 record. Allemand, Krey Bratsen and Tyler Stubblefield represented the Aggies on the All-Regional Team. Senior pitchers Jason Jester and Parker Ray and junior first baseman Cole Lankford were selected on the final day of the 2014 Major League Baseball First-Year Player Draft on Saturday.

Jester was selected by the San Diego Padres in the 23rd round of the draft. Lankford was scooped up in the 27th round by the St. Louis Cardinals. The Miami Marlins selected Parker Ray in the 38th round. Jester posted a 2-2 record with three saves and a 5.19 ERA in 24 games, including two starts, as a senior. In 2013, the junior college transfer went 3-4 with a 2.47 ERA and .200 opponent batting average and he set the A&M single-season saves record with 14. For his career, Jester went 5-6 with a 3.44 ERA and he ranks second on the all-time saves list with 17. As a junior, Lankford ranked second on the squad with a .319 batting average. He led the team in games played (61) and games started (61). He logged 30 runs, 18 doubles, five home runs and 47 RBI. Lankford earned SEC All-Defensive recognition last year. Last season, Lankford had a breakout year hitting .352 with 18 doubles, four triples, three home runs and 40 RBI. Through three years in College Station, Lankford has played in 149 games, including 126 starts. The junior is batting .317 with 57 runs, 29 doubles, four triples, eight home runs and 93 RBI. Ray went 4-3 with a 5.68 ERA in 18 games, including nine starts, during the 2014 campaign. As a junior in 2013, Ray ranked in the Top 10 in the SEC in ERA with a 1.73 mark and notched postseason wins over Vanderbilt in the SEC Tournament and UTSA at the NCAA Regional. He held opponents to a .213 batting average and logged a 2-1 record as a junior. In 2012, Ray notched a 2-1 record with a 1.29 ERA and .191 opponent batting average in 16 relief appearances. For his career, Ray went 8-5 with a 3.51 ERA in 57 games, including 15 starts. He logged 118 strikeouts in 151.1 innings and held opponents to a .242 batting average. Yesterday, Daniel Mengden was selected by the Houston Astros in the fourth round with the 106th overall pick, the first selection of the round. Corey Ray was chosen by the Kansas City Royals in the fifth round with the 153rd overall selection. The Colorado

Rockies selected Troy Stein in the 10th round with the 293rd overall selection. Two Aggie signees were selected in the draft. Jake Jarvis was selected in the 10th round by the Chicago White Sox with the 288th overall pick. Turner Larkins was chosen by the Milwaukee Brewers in the 28th round. 2012 Heisman Trophy winner Johnny Manziel, who did not play baseball at Texas A&M, was selected in the 28th round by the San Diego Padres.

## VANDERBILT COMMODORES



John Norwood's tie-breaking homer in the top of the eighth inning carried Vanderbilt to a 3-2 win over Virginia in the third and deciding game of the CWS finals, giving the Commodores their first NCAA Championship. Norwood turned on Nick Howard's 97 mph fastball and sent it into the left field bullpen for only the 25th home run hit in the four years the CWS has been played in the cavernous TD Ameritrade Park. It was Norwood's third homer of the year, his first since April 19, and Vanderbilt's first since May 16. It also was only the third home run in 16 CWS games this year and the 22nd in 72 games by the Commodores (51-21). The title is Vanderbilt's first in a men's sport. The school's only other title came in women's bowling in 2007. Walker Buehler held down the team's midweek starting role most of the season racking up a team-high 12 wins going 12-2 with a 2.64 ERA. The Lexington, Ky. native struck out 111 batters in 102.1 innings in his 19 starts, including a team-best two complete games. The right-hander was tabbed the top prospect in the Cape Cod League by multiple media outlets. After a move to the starting rotation, Carson Fulmer moved to the front of the line for the Commodores. The right-hander led the Commodores with a 1.97 ERA in 26 games going 7-1 while also leading the squad with 10 saves. The Lakeland, Fla. native punched out 95 in 91 innings while allowing opponents to hit just .195. The Commodores won all three of his starts in the College World Series, including the clincher against Virginia. Dansby Swanson was named the CWS Most Outstanding Player as a sophomore. The Marietta, Ga., native led college baseball and matched the Vandy school record with 27 doubles in 2014, hitting .333 with a team-best 63 runs scored and 22 stolen bases. Swanson was an All-American second baseman last season. Brentwood, Tenn., native Bryan Reynolds led Vanderbilt in hitting as a freshman hitting .338 with a team-best 54 RBI and a VU freshman record 24 doubles while playing all three outfield spots for the 2014 champs. Reynolds was a consensus Freshman All-American last season.



# YEAR IN REVIEW



MISSISSIPPI STATE • MISSOURI • SOUTH CAROLINA • TENNESSEE • TEXAS A&M • VANDERBILT

## SEC ANNOUNCES 2014 ANNUAL BASEBALL HONORS

BIRMINGHAM, Ala. — Kentucky's AJ Reed was selected 2014 SEC Baseball Player of the Year, Aaron Nola of LSU was named SEC Pitcher of the Year and Florida pitcher Logan Shore was named SEC Freshman of the Year by a vote of the league's 14 head baseball coaches. The coaches also tabbed Florida head coach Kevin O'Sullivan SEC Coach of the Year. Seth Heck of Mississippi State was named SEC Baseball Scholar-Athlete of the Year.

Florida brought home the program's 13th SEC Championship and 22nd Eastern Division title. It was the Gators' first SEC crown since 2011. O'Sullivan's three titles (2010-11-14) match Dave Fuller (1948-75) for the most in school history. The Gators have now won the East four times in O'Sullivan's seven years at the helm (2009-10-11-14).

Coaches were not permitted to vote for their own players. The complete 2014 All-SEC Team follows:

**SEC PLAYER OF THE YEAR** — AJ Reed, Kentucky

**SEC PITCHER OF THE YEAR** — Aaron Nola, LSU

**SEC FRESHMAN OF THE YEAR** — Logan Shore, Florida

**SEC SCHOLAR-ATHLETE OF THE YEAR** — Seth Heck, Mississippi State

**SEC COACH OF THE YEAR** — Kevin O'Sullivan, Florida

### FIRST TEAM

1B - Sikes Orvis, Ole Miss  
2B - Dansby Swanson, Vanderbilt  
3B - Austin Anderson, Ole Miss  
SS - Vince Conde, Vanderbilt  
C - Taylor Gushue, Florida  
OF - Auston Bousfield, Ole Miss  
OF - Ka'ai Tom, Kentucky  
OF - Christin Stewart, Tennessee  
DH/UTL - AJ Reed, Kentucky  
P - Aaron Nola, LSU  
P - Logan Shore, Florida  
RP - Jacob Lindgren, Mississippi State

### SECOND TEAM

1B - Eric Fisher, Arkansas  
2B - Brett Pirtle, Mississippi State  
3B - Max Kuhn, Kentucky  
SS - Alex Bregman, LSU  
C - Will Allen, Ole Miss  
OF - Ben Moore, Alabama  
OF - Harrison Bader, Florida  
OF - Nick Banks, Texas A&M  
DH/UTL - Wade Wass, Alabama  
P - Ross Mitchell, Mississippi State  
P - Carson Fulmer, Vanderbilt  
RP - Joel Seddon, South Carolina

### ALL FRESHMAN TEAM

1B - Peter Alonso, Florida  
2B - JaVon Shelby, Kentucky  
3B - John Sternagel, Florida  
SS - Errol Robinson, Ole Miss  
C - Gavin Collins, Mississippi State  
OF - Nick Banks, Texas A&M  
OF - Bryan Reynolds, Vanderbilt  
OF - Andrew Benintendi, Arkansas  
DH/UTL - Nick Senzel, Tennessee  
P - Logan Shore, Florida  
P - Keegan Thompson, Auburn  
RP - Thomas Burrows, Alabama

### ALL DEFENSIVE TEAM

P - Aaron Nola, LSU;  
Carson Fulmer, Vanderbilt  
1B - Eric Fisher, Arkansas  
2B - Brett Pirtle, Mississippi State  
SS - Seth Heck, Mississippi State  
3B - Joey Pankake, South Carolina  
C - Jake Wise, Arkansas;  
Grayson Greiner, South Carolina  
OF - Austin Cousino, Kentucky  
OF - Tanner English, South Carolina  
OF - Andrew Stevenson, LSU



# YEAR IN REVIEW

ALABAMA • ARKANSAS • AUBURN • FLORIDA • GEORGIA • KENTUCKY • LSU • OLE MISS

## 2014 SEC POST-SEASON AWARDS

### CONSENSUS PLAYER OF THE YEAR

AJ Reed, Kentucky

### BASEBALL AMERICA ALL-AMERICA

#### First Team

AJ Reed, Kentucky . . . . . Utility  
Aaron Nola, LSU . . . . . Pitcher  
Jacob Lindgren, Mississippi State . . . . . Relief Pitcher

### BASEBALL AMERICA COACH OF THE YEAR

Tim Corbin, Vanderbilt

### BASEBALL AMERICA FRESHMAN OF THE YEAR ALL-AMERICA

#### First Team

Bryan Reynolds, Vanderbilt . . . . . OF  
Logan Shore, Florida. . . . . SP  
Keegan Thompson, Auburn. . . . . SP

### NCBWA ALL-AMERICA

#### First Team

AJ Reed, Kentucky. . . . . Utility  
Aaron Nola, LSU . . . . . Pitcher

### NCBWA FRESHMAN ALL-AMERICA

#### First Team

Bryan Reynolds, Vanderbilt . . . . . OF  
Thomas Burrows, Alabama . . . . . Relief Pitcher

### COLLEGIATE BASEBALL ALL-AMERICA

#### First Team

AJ Reed, Kentucky. . . . . Utility  
Aaron Nola, LSU . . . . . Pitcher

### COLLEGIATE BASEBALL FRESHMAN ALL-AMERICA

#### First Team

Logan Shore, Florida. . . . . SP  
Jared Poché, LSU . . . . . SP  
Wil Crowe, South Carolina . . . . . SP  
Robert Tyler, Georgia. . . . . SP  
Keegan Thompson, Auburn. . . . . SP  
Thomas Burrows, Alabama . . . . . RP  
Bryan Reynolds, Vanderbilt . . . . . OF  
Nick Banks, Texas A&M. . . . . OF  
J.B. Woodman, Ole Miss . . . . . DH

### COLLEGIATE BASEBALL COACH OF THE YEAR

Tim Corbin, Vanderbilt

### ABCA/RAWLINGS ALL-AMERICA

#### First Team

Auston Bousfield, Ole Miss . . . . . OF  
AJ Reed, Kentucky. . . . . Utility  
Aaron Nola, LSU . . . . . Pitcher

### RAWLINGS GOLD GLOVE

Vince Conde, Vanderbilt . . . . . SS  
Austin Cousino, Kentucky . . . . . OF

### PERFECT GAME USA ALL-AMERICA


#### First Team

AJ Reed, Kentucky. . . . . Utility  
Aaron Nola, LSU . . . . . Pitcher  
Jacob Lindgren, Mississippi State . . . . . Relief Pitche

### PERFECT GAME USA FRESHMAN ALL-AMERICA

#### First Team

Bryan Reynolds, Vanderbilt . . . . . OF  
Nick Banks, Texas A&M. . . . . OF  
Keegan Thompson, Auburn. . . . . SP  
Logan Shore, Florida. . . . . SP  
Hayden Stone, Vanderbilt . . . . . Relief Pitcher



Aaron Nola, LSU



**THROUGH  
THE YEARS**

[SECSPORTS.COM](http://SECSPORTS.COM)



# THROUGH THE YEARS

ALABAMA • ARKANSAS • AUBURN • FLORIDA • GEORGIA • KENTUCKY • LSU • OLE MISS

## SEC NATIONAL CHAMPIONS

1990 - Georgia	2000 - LSU
1991 - LSU	2009 - LSU
1993 - LSU	2010 - South Carolina
1996 - LSU	2011 - South Carolina
1997 - LSU	2014 - Vanderbilt

## SEC CHAMPIONSHIPS

LSU . . . . . 15	('39-43-46-61-75-86-90-91-92-93-96-97-03-09-12)
Alabama . . . . . 13	('34-35-36-38-40-41-42-47-50-55-68-83-96)
Florida . . . . . 13	('52-56-62-81-82-84-88-96-98-05-10-11-14)
Mississippi State . . . 10	('48-49-65-66-70-71-79-85-87-89)
Ole Miss . . . . . 7	('59-60-64-69-72-77-09)
Auburn . . . . . 6	('37-58-63-67-76-78)
Georgia . . . . . 6	('33-54-55-01-04-08)
Vanderbilt . . . . . 6	('73-74-80-07-11-13)
South Carolina . . . 3	('00-02-11)
Tennessee . . . . . 3	('51-94-95)
Arkansas . . . . . 2	('99-04)
Kentucky . . . . . 1	('06)
*Georgia Tech . . . 1	('57)

## SEC DIVISION CHAMPIONSHIPS (since 1959)

Florida . . . . . 22	('60-62-68-69-77-78-79-80-81-82-83-84-85-92-96-97-98-05-09-10-11-14)
LSU . . . . . 17	('61-75-85-92-93-94-96-97-98-00-01-03-05-08-09-12-13)
Ole Miss . . . . . 12	('59-60-63-64-67-69-72-77-82-05-09-14)
Auburn . . . . . 11	('61-63-64-65-67-76-78-80-89-95-10)
Mississippi State . . . 9	('62-65-66-70-71-79-81-83-84)
Vanderbilt . . . . . 7	('71-72-73-74-07-11-13)
Alabama . . . . . 6	('68-73-74-96-02-06)
Tennessee . . . . . 6	('66-70-93-94-95-97)
South Carolina . . . 6	('99-00-02-03-11-12)
Georgia . . . . . 4	('75-01-04-08)
Arkansas . . . . . 3	('99-04-07)
Kentucky . . . . . 2	('76-'06)
*Georgia Tech . . . 1	('59)

\*Former Member of the SEC



Georgia revels over its 1990 NCAA Baseball Championship, following a 2-1 victory over Oklahoma State in the College World Series final. The win gave the SEC its first national championship in baseball.

## SEC CHAMPIONS

Year	Champion	SEC	Overall	Coach
1933	Georgia	8-1	12-3-1	Bill White
1934	Alabama	13-3	13-5	J.B. Whitworth
1935	Alabama	8-2	10-2	Tilden Campbell
1936	Alabama	7-3-1	10-3-1	Tilden Campbell
1937	Auburn	8-1	-	Dell Morgan
1938	Alabama	10-1	14-1	Tilden Campbell
1939	LSU	10-2	22-6	Harry Rabenhorst
1940	Alabama	12-1	14-2	Tilden Campbell
1941	Alabama	13-2	18-2-1	Tilden Campbell
1942	Alabama	9-1	10-2	Tilden Campbell
1943	LSU	11-3	13-8	"Red" Swanson
1944	No season			
1945	No season			
1946	LSU	10-5	11-3	Harry Rabenhorst
1947	Alabama	11-3	18-7	Tilden Campbell
1948	Mississippi State	12-5	17-8	R.P. Patty
1949	Mississippi State	13-3	19-6	R.P. Patty
1950	Alabama	12-4	21-12	Tilden Campbell
1951	Tennessee	16-1	20-3	S.W. Anderson
1952	Florida	12-2	12-14-2	Dave Fuller
1953	Georgia	12-3	23-7	Jim Whatley
1954	Georgia	11-4	16-9	Jim Whatley
1955	Alabama	16-2	23-6	Tilden Campbell
1956	Florida	13-3	20-4	Dave Fuller
1957	*Georgia Tech	13-3	-	Joe Pittard
1958	Auburn	12-3	17-8	Joe Connally
1959	Ole Miss	10-3	16-5	Tom Swayze
1960	Ole Miss	12-2	22-3	Tom Swayze
1961	LSU	11-4	20-5	Ray Didier
1962	Florida	14-3	23-9-1	Dave Fuller
1963	Auburn	15-3	17-8	Paul Nix
1964	Ole Miss	11-1	19-4	Tom Swayze
1965	Mississippi State	11-4	13-7	Paul Gregory
1966	Mississippi State	11-4	17-9	Paul Gregory
1967	Auburn	15-2	27-7	Paul Nix
1968	Alabama	10-8	22-11	Joe Sewell
1969	Ole Miss	11-5	27-15	Tom Swayze
1970	Mississippi State	11-4	32-8	Paul Gregory
1971	Mississippi State	13-5	32-12	Paul Gregory
1972	Ole Miss	15-3	28-16	Jake Gibbs
1973	Vanderbilt	11-5	36-16	Larry Schmittou
1974	Vanderbilt	11-4	37-22-1	Larry Schmittou
1975	LSU	19-3	40-16	Jim Smith
1976	Auburn	12-7	37-15	Paul Nix
1977	Ole Miss	15-9	40-18	Jake Gibbs
1978	Auburn	15-8	33-21	Paul Nix
1979	Mississippi State	17-2	48-12	Ron Polk
1980	Vanderbilt	13-9	34-21-1	Roy Mewbourne
1981	Florida	16-7	42-17	Jay Bergman
1982	Florida	14-8	34-25	Jack Rhine
1983	Alabama	14-7	46-11	Barry Schollenberger
1984	Florida	18-4	43-16	Joe Arnold
1985	Mississippi State	16-8	50-15	Ron Polk
1986	LSU	22-5	49-9	Skip Bertman
1987	Mississippi State	13-13	39-22	Ron Polk
1988	Florida	21-6	39-15-1	Joe Arnold
1989	Mississippi State	20-5	54-14	Ron Polk
1990	LSU	20-7	54-19	Skip Bertman
1991	LSU	19-7	55-18	Skip Bertman
1992	LSU	18-6	50-16	Skip Bertman
1993	LSU	18-8-1	53-17-1	Skip Bertman
1994	Tennessee	24-5	52-14	Rod Delmonico
1995	Tennessee	22-8	54-16	Rod Delmonico
1996	Alabama	20-10	50-19	Jim Wells
	Florida	20-10	50-18	Andy Lopez
	LSU	20-10	52-15	Skip Bertman
1997	LSU	22-7	57-13	Skip Bertman
1998	Florida	21-8	46-18	Andy Lopez
1999	Arkansas	22-8	42-23	Norm DeBriyn
2000	South Carolina	25-5	56-10	Ray Tanner
2001	Georgia	20-10	36-10	Ron Polk
2002	South Carolina	21-8	57-18	Ray Tanner
2003	LSU	20-9-1	45-22-1	Smoke Laval
2004	Arkansas	19-11	45-24	Dave Van Horn
	Georgia	19-11	45-23	David Perno
2005	Florida	20-10	48-23	Pat McMahon
2006	Alabama	20-10	44-21	Jim Wells
	Kentucky	20-10	44-17	John Cohen
2007	Vanderbilt	22-8	54-13	Tim Corbin
2008	Georgia	20-9-1	45-25-1	David Perno
2009	LSU	20-10	56-17	Paul Mainieri
	Ole Miss	20-10	44-20	Mike Bianco
2010	Florida	22-8	47-7	Kevin O'Sullivan
	Florida	22-8	53-19	Kevin O'Sullivan
	South Carolina	22-8	55-14	Ray Tanner
	Vanderbilt	22-8	54-12	Tim Corbin
2012	LSU	19-11	49-20	Paul Mainieri
2013	Vanderbilt	26-3	54-12	Tim Corbin
2014	Florida	21-9	40-23	Kevin O'Sullivan

# THROUGH THE YEARS

MISSISSIPPI STATE • MISSOURI • SOUTH CAROLINA • TENNESSEE • TEXAS A&M • VANDERBILT



## ALL-TIME SEC STANDINGS

Team	Years	Games	Won	Lost	Tied	Pct.
Florida	78	1561	937	622	2	.601
South Carolina	23	661	377	283	1	.571
Alabama	80	1675	929	743	3	.556
LSU	80	1643	903	737	6	.551
Mississippi State	80	1632	876	755	1	.537
Auburn	80	1613	849	764	3	.527
Arkansas	23	648	335	311	0	.517
Ole Miss	80	1595	768	824	2	.482
Georgia	80	1612	752	857	3	.467
Tennessee	72	1503	698	809	1	.465
Texas A&M	2	59	27	32	0	.458
Kentucky	75	1559	661	892	8	.426
Vanderbilt	68	1464	598	865	9	.411
Missouri	2	60	16	44	0	.267

## ALL-TIME RECORDS

Team	Years	Games	Won	Lost	Tied	Pct.
Texas A&M	113	3962	2524	1438	42	.642
Miss. State	124	3983	2496	1459	28	.630
South Carolina	123	3937	2455	1465	17	.626
Alabama	121	4037	2500	1514	23	.622
LSU	119	3915	2389	1502	24	.613
Arkansas	92	3336	2040	1290	6	.612
Florida	100	3872	2346	1502	24	.609
Auburn	80	3199	1912	1281	6	.599
Ole Miss	114	3533	2027	1486	20	.576
Georgia	127	3815	2143	1648	24	.565
Tennessee	105	3425	1917	1494	14	.562
Vanderbilt	116	3826	2132	1662	32	.561
Missouri	124	3699	2198	1481	20	.597
Kentucky	103	3335	1812	1501	25	.547

## ALL-TIME SEC TOURNAMENT STANDINGS

Team	App.	W-L	Pct.	Tourney Titles
LSU	29	72-38	.655	11
Vanderbilt	19	47-35	.573	2
Miss. State	30	58-48	.547	7
Alabama	26	45-39	.536	7
Tennessee	13	25-22	.532	3
Florida	35	58-58	.500	3
Ole Miss	19	31-35	.470	5
Arkansas	20	26-35	.426	0
Auburn	23	30-42	.417	0
Georgia	21	28-41	.406	0
Kentucky	17	21-31	.404	0
Texas A&M	2	2-3	.400	0
South Carolina	22	25-41	.379	1
Missouri	1	0-1	.000	0

## SEC CHAMPIONSHIP FORMATS

- 1933-1947** SEC Champion based on conference winning percentage.
- 1948-1950** SEC divided into two divisions (Eastern and Western) but composite standings still kept. Division leaders meet in best-of-five-game championship series for SEC Championship.
- 1951-1952** Championship series discontinued; SEC Champion based on conference winning percentage.
- 1953-1976** Division leaders meet in best-of-three-game championship series for SEC Championship.
- 1977-1985** Top two teams from each division meet in a double-elimination tournament at alternating site of division champion for SEC Championship.
- 1986** League abolishes divisions; Round-robin play begins; Top four teams meet in a double-elimination tournament for SEC Championship.
- 1987** Tournament field increases to top six regular-season finishers for SEC Championship.
- 1988-1991** Team finishing with highest conference winning percentage over 27-game round-robin schedule is SEC Champion; Tournament is played to award NCAA automatic bid.
- 1992** SEC Champion is team finishing the 24-game conference schedule with the highest winning percentage; League recognizes team finishing with highest overall winning percentage as Eastern and Western Division Champions in their respective divisions.
- 1993-1995** SEC Tournament games count toward all SEC Championships; SEC Champion is team with highest overall conference winning percentage; Eastern and Western Division Champions are teams in each division with the highest overall conference winning percentage; NCAA automatic bid is awarded to the team which wins its divisional tournament and has the highest overall conference winning percentage.
- 1996-1997** SEC Champion is the team with the highest conference winning percentage based on 30-game regular season schedule; Neutral site, eight-team conference tournament; Tournament field consists of top three teams (based on conference winning percentage) from Eastern and Western Divisions and two at-large teams chosen based on their conference winning percentage. NCAA automatic bid is awarded to tournament winner.
- 1998** SEC Champion is the team with the highest conference winning percentage on 30-game regular season schedule; Neutral site, eight-team double elimination conference tournament; Tournament field consists of top three teams (based on conference winning percentage) from Eastern and Western Divisions and two at-large teams chosen based on their conference winning percentage. Divisional winners guaranteed top two seeds. NCAA automatic bid is awarded to tournament winner.
- 1999-2011** Format remains the same as 1998 except tournament field consists of top two teams from each division and four at-large teams chosen based on their conference winning percentage.
- 2012** SEC Champion is the team with the highest conference winning percentage on 30-game regular season schedule; Neutral site, 10-team conference tournament; Games played from Tuesday thru Friday are double elimination with single elimination starting on Saturday; Tournament field consists of top team (based on conference winning percentage) from Eastern and Western Divisions and eight at-large teams chosen based on their conference winning percentage.
- 2013-Present** SEC Champion is the team with the highest conference winning percentage on 30-game regular season schedule; Neutral site, 12-team conference tournament; Tournament field consists of top team (based on conference winning percentage) from Eastern and Western Divisions and 10 at-large teams chosen based on their conference winning percentage; Two divisional champions and top four seeds guaranteed opening-round byes; Seeds 5-12 meet in single-elimination format on opening day of the tournament, followed by traditional double-elimination play Wednesday-Friday; Tournament returns to single elimination play on Saturday.



# THROUGH THE YEARS

ALABAMA • ARKANSAS • AUBURN • FLORIDA • GEORGIA • KENTUCKY • LSU • OLE MISS

## ANNUAL SEC STANDINGS

### Conference Games Only

#### 1933

School	W-L	Pct.
Georgia	8-1	.889
Miss. State	5-3	.625
Auburn	5-4	.556
Alabama	5-5	.500
Florida	4-4	.500
Georgia Tech	4-10	.286
LSU	0-4	.000
Kentucky	0-0	.000
Ole Miss.	0-0	.000
Tennessee	0-0	.000
Tulane	0-0	.000
Vanderbilt	0-0	.000

#### 1934

School	W-L	Pct.
Alabama	13-3	.813
Miss. State	8-4	.667
Georgia	7-4	.636
Georgia Tech	7-7	.500
Florida	4-5	.444
Auburn	4-6	.400
LSU	3-6	.333
Kentucky	0-2	.000
Vanderbilt	0-2	.000
Ole Miss.	0-9	.000
Tennessee	0-0	.000
Tulane	0-0	.000

#### 1935

School	W-L	Pct.
Alabama	8-2	.800
Miss. State	8-3	.727
Auburn	6-5	.545
Florida	4-4	.500
Georgia	4-4	.500
Georgia Tech	4-6	.400
LSU	4-6	.400
Ole Miss.	0-10	.000
Kentucky	0-0	.000
Tennessee	0-0	.000
Tulane	0-0	.000
Vanderbilt	0-0	.000

#### 1936

School	W-L	Pct.
Alabama	7-3-1	.682
LSU	7-4	.636
Miss. State	6-4	.600
Auburn	5-5	.500
Florida	4-4	.500
Georgia	3-5	.375
Ole Miss.	1-8	.111
Georgia Tech	0-0	.000
Kentucky	0-0	.000
Tennessee	0-0	.000
Tulane	0-0	.000
Vanderbilt	0-0	.000

#### 1937

School	W-L	Pct.
Auburn	8-1	.889
Alabama	8-2	.800
Miss. State	8-3	.727
Ole Miss.	4-4	.500
Florida	3-3	.500
Georgia Tech	4-7	.364
LSU	5-10	.333
Georgia	2-8	.250
Tulane	0-4	.000
Kentucky	0-0	.000
Tennessee	0-0	.000
Vanderbilt	0-0	.000

#### 1938

School	W-L	Pct.
Alabama	10-1	.909
Florida	4-2	.667
Georgia	5-3	.625
Ole Miss.	5-5	.500
Tulane	1-1	.500
Auburn	5-7	.417
Georgia Tech	5-8	.385
Vanderbilt	1-2	.333
LSU	3-6	.333
Miss. State	3-7	.300
Tennessee	0-0	.000
Kentucky	0-0	.000

#### 1939

School	W-L	Pct.
LSU	10-2	.883
Auburn	10-4	.714
Florida	4-2	.667
Ole Miss.	7-5	.583
Vanderbilt	4-3	.571
Georgia	5-4	.556
Kentucky	3-3	.500
Tennessee	1-1	.500
Alabama	4-8	.333
Georgia Tech	3-9	.250
Miss. State	3-10	.231
Tulane	0-3	.000

#### 1940

School	W-L	Pct.
Alabama	12-1	.923
Georgia	9-1	.900
LSU	10-4	.714
Vanderbilt	5-2	.714
Auburn	4-5	.444
Kentucky	3-5	.375
Miss. State	4-7	.364
Georgia Tech	5-10	.333
Florida	3-6	.333
Tennessee	2-4	.333
Tulane	1-3	.250
Ole Miss.	1-11	.083

#### 1941

School	W-L	Pct.
Alabama	13-2	.867
Georgia	8-2	.800
Ole Miss.	7-4	.636
Georgia Tech	10-8	.555
Auburn	5-5	.500
Tennessee	3-3	.500
Miss. State	7-8	.467
Vanderbilt	3-5	.375
LSU	5-9	.357
Tulane	2-6	.250
Florida	2-6	.250
Kentucky	3-10	.230

#### 1942

School	W-L	Pct.
Alabama	9-1	.900
Georgia	6-2	.750
Georgia Tech	7-7	.500
LSU	6-6	.500
Auburn	4-4	.500
Miss. State	6-7	.461
Vanderbilt	4-5	.444
Ole Miss.	4-7	.363
Kentucky	2-4	.333
Tennessee	1-2	.333
Tulane	2-6	.250
Florida	0-0	.000

#### 1943

School	W-L	Pct.
LSU	11-3	.785
Vanderbilt	6-2	.750
Auburn	3-1	.750
Alabama	9-4	.692
Tulane	5-3	.625
Georgia Tech	2-5	.286
Miss. State	3-9	.250
Georgia	1-3	.250
Kentucky	1-3	.250
Ole Miss.	2-10	.200
Florida	0-0	.000
Tennessee	0-0	.000

No teams in 1944 and 1945 (World War II)

#### 1946

School	W-L	Pct.
LSU	11-3	.786
Alabama	10-5	.667
Georgia	8-4	.667
Auburn	5-3	.625
Ole Miss.	3-3	.500
Miss. State	2-9	.182
Florida	1-7	.125
Tulane	0-6	.000
Georgia Tech	0-0	.000
Kentucky	0-0	.000
Tennessee	0-0	.000
Vanderbilt	0-0	.000

# THROUGH THE YEARS

MISSISSIPPI STATE • MISSOURI • SOUTH CAROLINA • TENNESSEE • TEXAS A&M • VANDERBILT



## ANNUAL SEC STANDINGS

### 1947

School	W-L	Pct.
Alabama	11-3	.786
Auburn	11-5	.688
Tennessee	5-3	.625
Tulane	3-2	.600
Georgia Tech	6-6	.500
Ole Miss.	4-4	.500
Kentucky	4-4	.500
Miss. State	7-8	.467
Vanderbilt	5-7	.417
LSU	4-7	.364
Georgia	4-11	.267
Florida	2-6	.250

In 1948 the conference was divided into two divisions, East and West, with the leader in each to qualify for the five-game playoffs.

### 1948

School	W-L	Pct.
Tulane	7-1	.875
Auburn	14-5	.737
*Miss. State	12-5	.706
Alabama	11-5	.688
Georgia Tech	11-7	.611
Kentucky	9-7	.563
Georgia	9-8	.529
Vanderbilt	7-8	.429
LSU	4-10	.286
Florida	3-9	.250
Ole Miss.	4-13	.235
Tennessee	3-16	.158

\*Tulane did not play sufficient games to qualify for playoffs. Miss. State beat Auburn in the playoff, 3 games to none.

### 1949

School	W-L	Pct.
*Miss State	13-3	.813
Alabama	14-4	.778
Kentucky	11-5	.688
Georgia	11-7	.611
Tulane	5-5	.500
Georgia Tech	9-11	.450
Florida	5-7	.417
Auburn	6-10	.375
LSU	5-9	.357
Tennessee	5-9	.357
Vanderbilt	4-8	.333
Ole Miss.	2-12	.143

\*Miss. State beat Kentucky in playoffs, 3 games to one.

### 1950

School	W-L	Pct.
Kentucky	11-2	.846
*Alabama	12-4	.750
Miss. State	9-5	.643
Georgia	10-6	.625
Florida	5-3	.625
Ole Miss.	5-5	.500
Tennessee	7-9	.437
Georgia Tech	7-11	.389
Auburn	7-12	.368
Vanderbilt	4-13	.235
LSU	2-7	.222
Tulane	1-4	.200

\*Alabama beat Kentucky in the playoffs, 3 games to one.

### 1951

School	W-L	Pct.
Tennessee	16-1	.941
Alabama	13-4-1	.750
Ole Miss.	10-4	.714
Florida	9-7	.563
LSU	6-6	.500
Auburn	8-8	.500
Tulane	7-9	.438
Miss. State	6-9	.400
Georgia Tech	8-12	.400
Kentucky	5-9-1	.357
Georgia	6-11	.353
Vanderbilt	0-13-1	.000

\*Playoffs discontinued. Championship based on percentage.

### 1952

School	W-L	Pct.
Florida	12-2	.857
Tulane	11-4	.733
Alabama	12-7	.632
Tennessee	11-7	.611
Auburn	10-8	.556
Kentucky	6-6	.500
LSU	7-9	.438
Georgia Tech	8-11	.421
Miss. State	6-9	.400
Georgia	6-9	.400
Ole Miss.	6-10	.375
Vanderbilt	0-14	.000

\*No playoff. Eastern winner conceded title to Florida.

### 1953

School	W-L	Pct.
Miss. State	12-3	.800
*Georgia	12-4	.750
Florida	11-5	.706
Tulane	8-7	.532
Alabama	9-8	.529
Ole Miss.	8-9	.471
LSU	7-8	.467
Tennessee	6-7	.462
Georgia Tech	7-10	.413
Kentucky	5-9	.357
Auburn	6-12	.333
Vanderbilt	3-11	.214

\*Georgia beat Miss. State two games to none in playoffs.

### 1954

School	W-L	Pct.
*Georgia	11-4	.733
Ole Miss.	6-3	.667
Tulane	10-6	.625
Auburn	8-5	.615
Florida	9-7	.563
Alabama	8-7	.533
Vanderbilt	8-7	.533
Miss. State	7-7	.500
Georgia Tech	6-10	.375
LSU	5-10	.333
Kentucky	4-10	.286
Tennessee	4-10	.286

\*Georgia beat Ole Miss two games to one in playoffs.

### 1955

School	W-L	Pct.
*Alabama	16-2	.888
Ole Miss.	10-3	.769
Georgia	12-4	.750
Vanderbilt	10-4	.714
Georgia Tech	10-6	.625
Tennessee	8-6	.571
Florida	7-9	.438
Miss. State	7-9	.438
Auburn	5-11	.313
LSU	4-11	.267
Tulane	3-11	.214
Kentucky	0-12	.000

\*Alabama beat Georgia two games to none in playoffs.

### 1956

School	W-L	Pct.
Florida	13-3	.813
Ole Miss.	13-3	.813
Alabama	15-5	.750
Georgia	10-5	.667
Auburn	9-7	.563
Tennessee	7-8	.467
LSU	7-9	.438
Tulane	7-9	.438
Miss. State	6-9	.400
Georgia Tech	4-9	.308
Vanderbilt	3-12	.200
Kentucky	1-12	.077

\*Florida beat Ole Miss two games to none in playoffs.

### 1957

School	W-L	Pct.
*Georgia Tech	13-3	.813
Auburn	11-4	.733
Alabama	13-5	.722
Georgia	10-5	.667
Miss. State	10-5	.667
Ole Miss.	9-6	.600
Florida	7-9	.438
Tulane	6-8	.429
LSU	6-8	.429
Tennessee	4-12	.250
Vanderbilt	3-13	.188
Kentucky	2-14	.125

\*Georgia Tech beat Alabama two games to one in playoffs.

### 1958

School	W-L	Pct.
*Auburn	12-3	.800
Florida	11-3	.786
Alabama	11-5	.688
LSU	9-6	.600
Miss. State	8-6	.572
Georgia	10-8	.556
Kentucky	5-4	.556
Ole Miss.	7-6	.538
Georgia Tech	5-12	.294
Vanderbilt	2-6	.250
Tulane	2-14	.125
Tennessee	1-10	.091

\*Auburn defeated Alabama two games to none in playoffs.



# THROUGH THE YEARS

ALABAMA • ARKANSAS • AUBURN • FLORIDA • GEORGIA • KENTUCKY • LSU • OLE MISS

## ANNUAL SEC STANDINGS

### 1959

Eastern Division				
School	W-L	Pct.	W-L	Pct.
Georgia Tech	11-4	.733	15-4	.789
Florida	8-4	.667	13-8	.619
Auburn	8-4	.667	15-11	.577
Kentucky	9-5	.643	18-8	.692
Georgia	8-12	.400	11-18	.379
Tennessee	4-8	.333	9-9	.500
Vanderbilt	2-13	.133	5-15	.250

Western Division				
School	W-L	Pct.	W-L	Pct.
*Ole Miss	10-3	.769	16-5	.762
Alabama	8-5	.615	8-7	.533
LSU	7-9	.438	16-17	.485
Tulane	5-8	.385	6-9	.400
Miss. State	5-10	.333	12-13	.480

\*Ole Miss defeated Georgia Tech two games to one in championship playoff.

### 1964

Eastern Division				
School	W-L	Pct.	W-L	Pct.
*Auburn	12-3	.800	20-5	.800
Florida	13-5	.722	23-11	.676
Kentucky	10-5	.667	16-7	.696
Tennessee	8-9	.471	17-14	.548
Georgia	5-9	.357	9-11	.450
Vanderbilt	4-12	.250	7-14	.333
Georgia Tech	3-10	.231	7-15	.318

Western Division				
School	W-L	Pct.	W-L	Pct.
*Ole Miss	11-1	.917	19-4	.826
Miss. State	7-7	.500	17-12	.586
Alabama	6-8	.429	10-10	.500
LSU	5-7	.417	11-11	.500
Tulane	4-10	.286	12-13	.480

\*Ole Miss defeated Auburn two games to one in championship playoff.

### 1960

Eastern Division		
School	W-L	Pct.
Florida	12-6	.667
Auburn	10-6	.625
Georgia Tech	9-7	.563
Kentucky	9-7	.563
Vanderbilt	5-8	.385
Georgia	6-10	.375
Tennessee	5-12	.364

Western Division		
School	W-L	Pct.
*Ole Miss	12-2	.857
Alabama	9-6	.600
Miss. State	8-8	.500
LSU	6-9	.400
Tulane	1-11	.071

\*Ole Miss defeated Florida two games to none in championship playoff.

### 1965

Eastern Division				
School	W-L	Pct.	W-L	Pct.
Auburn	10-3	.769	13-7	.650
Florida	9-3	.750	20-13	.686
Tennessee	8-5	.615	14-10	.583
Kentucky	7-7	.500	12-10	.545
Georgia	4-10	.286	12-13	.480
Vanderbilt	1-11	.083	5-12	.294

Western Division				
School	W-L	Pct.	W-L	Pct.
*Miss. State	11-4	.733	13-7	.650
Tulane	9-6	.600	13-10	.565
Ole Miss	8-7	.533	10-12	.455
Alabama	6-10	.375	12-12	.500
LSU	4-11	.267	6-13	.316

\*Miss. State defeated Auburn two games to one in championship playoff.

### 1961

Eastern Division		
School	W-L	Pct.
Auburn	12-6	.667
Kentucky	10-6	.625
Florida	11-7	.611
Georgia	10-8	.556
Georgia Tech	6-11	.353
Tennessee	6-8	.429
Vanderbilt	2-9	.182

Western Division		
School	W-L	Pct.
*LSU	11-4	.733
Ole Miss	10-5	.667
Miss. State	7-6	.538
Alabama	6-9	.400
Tulane	2-12	.143

\*LSU defeated Auburn two games to none in championship playoff.

### 1966

Eastern Division				
School	W-L	Pct.	W-L	Pct.
Tennessee	11-2	.846	22-9	.710
Florida	8-4	.667	23-12	.657
Georgia	7-6	.538	12-10	.545
Auburn	6-7	.462	13-9	.591
Kentucky	5-7	.417	8-10	.444
Vanderbilt	1-12	.077	3-15	.167

Western Division				
School	W-L	Pct.	W-L	Pct.
*Miss. State	11-4	.733	17-9	.654
Ole Miss	10-6	.625	18-14	.563
Alabama	6-6	.500	13-7	.650
Tulane	4-7	.364	17-7	.708
LSU	4-12	.250	9-14	.391

\*Miss. State defeated Tennessee two games to none in championship playoff.

### 1962

Eastern Division		
School	W-L	Pct.
*Florida	14-3	.824
Auburn	11-5	.688
Kentucky	9-7	.563
Tennessee	9-7	.563
Georgia	7-7	.500
Georgia Tech	5-12	.294
Vanderbilt	0-16	.000

Western Division		
School	W-L	Pct.
Miss. State	14-1	.933
LSU	8-7	.533
Ole Miss	8-9	.471
Alabama	7-8-1	.469
Tulane	2-13	.133

\*Florida defeated Miss. State two games to one in championship playoff.

### 1967

Eastern Division				
School	W-L	Pct.	W-L	Pct.
Auburn	15-2	.882	27-7	.794
Florida	14-3	.824	28-8	.778
Kentucky	8-9	.471	14-16	.467
Tennessee	8-9	.471	14-16	.467
Georgia	5-12	.294	8-19	.296
Vanderbilt	1-16	.059	5-19	.208

Western Division				
School	W-L	Pct.	W-L	Pct.
*Ole Miss	9-8	.529	15-14	.517
LSU	9-8	.529	17-13	.567
Miss. State	9-9	.500	17-14	.548
Alabama	9-9	.500	23-21	.523

\*Ole Miss defeated LSU 6-2 in single-game playoff for Western championship.

Auburn defeated Ole Miss 2-1 and 9-6 for overall SEC championship.

### 1963

Eastern Division		
School	W-L	Pct.
*Auburn	15-3	.833
Florida	13-5	.722
Georgia	10-8	.556
Kentucky	8-10	.444
Tennessee	8-10	.444
Georgia Tech	4-13	.235
Vanderbilt	4-13	.235

Western Division		
School	W-L	Pct.
Ole Miss	11-4	.733
LSU	9-7	.563
Miss. State	9-7	.563
Alabama	7-8	.467
Tulane	4-12	.250

\*Florida defeated Ole Miss. two games to one in championship playoff.

### 1968

Eastern Division				
School	W-L	Pct.	W-L	Pct.
Florida	14-2	.875	25-13	.658
Tennessee	8-5	.615	20-12	.625
Auburn	9-6	.600	21-11	.656
Georgia	6-8	.429	11-14	.440
Kentucky	6-9	.400	9-16	.360
Vanderbilt	2-15	.118	8-19	.296

Western Division				
School	W-L	Pct.	W-L	Pct.
*Alabama	10-8	.556	22-11	.667
LSU	10-8	.556	20-14	.588
Ole Miss	8-9	.471	20-12	.625
Miss. State	7-10	.412	16-17	.485

\*Alabama defeated LSU 6-4 for Western Title, then beat Florida 3-4, 5-0, 3-0 for SEC.



# THROUGH THE YEARS

MISSISSIPPI STATE • MISSOURI • SOUTH CAROLINA • TENNESSEE • TEXAS A&M • VANDERBILT



## ANNUAL SEC STANDINGS

### 1969

Eastern Division				
School	W-L	Pct.	W-L	Pct.
Florida	13-4	.765	28-17	.636
Tennessee	9-5	.643	19-15	.559
Georgia	9-8	.529	15-12	.556
Kentucky	7-9	.438	15-19	.441
Auburn	7-10	.412	17-15	.531
Vanderbilt	3-12	.200	12-19	.525

Western Division				
School	W-L	Pct.	W-L	Pct.
*Ole Miss	11-5	.688	27-15	.643
Miss. State	11-7	.611	20-10	.667
Alabama	8-9	.471	24-15	.615
LSU	4-13	.235	11-24	.314

\*Ole Miss defeated Florida 8-2 and 4-2 for overall SEC championship.

### 1970

Eastern Division				
School	W-L	Pct.	W-L	Pct.
Tennessee	12-3	.800	24-10	.706
Florida	11-5	.688	27-17	.634
Auburn	9-6	.667	17-16	.515
Georgia	7-9	.438	17-14	.548
Vanderbilt	5-10	.333	24-16	.600
Kentucky	2-12	.143	8-19	.296

Western Division				
School	W-L	Pct.	W-L	Pct.
*Miss. State	11-4	.733	32-8	.800
Ole Miss	11-6	.647	25-8	.758
LSU	5-11	.313	16-19	.457
Alabama	5-11	.313	10-21	.323

\*Miss. State beat Tennessee two of three games (4-8, 4-3, 1-0) for SEC championship.

### 1971

Eastern Division				
School	W-L	Pct.	W-L	Pct.
Vanderbilt	11-5	.688	34-19	.642
Auburn	9-7	.563	23-16	.590
Georgia	8-8	.500	14-18	.438
Tennessee	7-7	.500	15-15-1	.500
Kentucky	7-8	.467	18-15	.545
Florida	5-12	.294	19-26	.422

Western Division				
School	W-L	Pct.	W-L	Pct.
*Miss. State	13-5	.722	32-12	.727
LSU	10-8	.556	20-16	.556
Ole Miss	7-11	.389	16-21	.432
Alabama	6-12	.333	18-24	.429

\*Miss. State beat Vanderbilt two straight games (5-1 and 3-1) for SEC championship.

### 1972

Eastern Division				
School	W-L	Pct.	W-L	Pct.
Vanderbilt	13-3	.813	35-15-1	.695
Tennessee	7-6	.538	19-14	.576
Auburn	7-6	.538	18-17	.514
Florida	7-7	.500	23-21	.523
Kentucky	4-8	.333	16-10-1	.611
Georgia	4-12	.250	12-22	.353

Western Division				
School	W-L	Pct.	W-L	Pct.
*Ole Miss	15-3	.833	28-16	.636
Alabama	7-11	.389	21-14-1	.597
Miss. State	7-11	.389	24-16	.600
LSU	7-11	.389	21-21	.500

\*Ole Miss beat Vanderbilt two straight games (5-3 and 5-4) for SEC championship.

### 1973

Eastern Division				
School	W-L	Pct.	W-L	Pct.
*Vanderbilt	11-5	.688	36-16	.692
Tennessee	9-7	.563	20-15	.571
Florida	9-7	.563	23-21	.523
Georgia	7-8	.467	13-16	.448
Auburn	7-9	.438	20-19	.513
Kentucky	4-11	.267	16-19-1	.458

Western Division				
School	W-L	Pct.	W-L	Pct.
Alabama	12-4	.750	21-14	.600
LSU	6-7	.462	18-13	.581
Ole Miss	5-8	.385	14-12-1	.537
Miss. State	5-9	.357	16-14-1	.532

\*Vanderbilt beat Alabama two straight games (5-1 and 13-7) for SEC championship.

### 1974

Eastern Division				
School	W-L	Pct.	W-L	Pct.
*Vanderbilt	11-4	.733	37-22-1	.625
Auburn	11-6	.647	31-13	.705
Tennessee	10-7	.588	29-15	.659
Florida	7-9	.438	23-20-1	.534
Kentucky	6-9	.400	21-21	.500
Georgia	3-13	.188	10-18	.357

Western Division				
School	W-L	Pct.	W-L	Pct.
Alabama	10-5	.667	37-16	.698
Miss. State	8-9	.471	13-14	.481
Ole Miss	7-8	.467	18-15	.545
LSU	7-10	.412	18-17	.514

\*Vanderbilt beat Alabama two straight games (12-8 and 2-1) for SEC championship.

### 1975

Eastern Division				
School	W-L	Pct.	W-L	Pct.
Georgia	11-4	.733	21-15-1	.581
Tennessee	10-7	.588	32-16	.667
Kentucky	7-8	.467	20-23	.465
Vanderbilt	7-9	.438	30-29-1	.508
Auburn	7-9	.438	22-20	.524
Florida	6-11	.353	23-25	.479

Western Division				
School	W-L	Pct.	W-L	Pct.
*LSU	19-3	.863	40-16	.714
Ole Miss	10-12	.455	25-19-1	.567
Alabama	9-13	.409	34-32	.515
Miss. State	6-16	.273	16-24	.320

\*LSU beat Georgia two straight games (6-5 and 8-3) for SEC championship.

### 1976

Eastern Division				
School	W-L	Pct.	W-L	Pct.
*Kentucky	15-9	.625	28-18	.609
Tennessee	15-9	.625	33-17	.660
Vanderbilt	12-12	.500	27-23	.540
Florida	10-13	.435	21-27	.438
Georgia	7-16	.304	21-27	.438

\*Kentucky beat Tennessee 8-5 for Eastern title.

Western Division				
School	W-L	Pct.	W-L	Pct.
**Auburn	12-7	.632	37-15	.712
Miss. State	11-12	.478	28-17	.622
LSU	11-12	.478	19-23	.452
Alabama	10-11	.476	25-18	.481
Ole Miss	11-13	.458	18-18-1	.500

\*\*Auburn defeated Kentucky 2 of 3 games (6-7, 6-0 and 14-6) for SEC championship.

### 1977

Eastern Division				
School	W-L	Pct.	W-L	Pct.
*Florida	14-9	.609	39-19	.672
Vanderbilt	13-10	.565	25-25-1	.500
Tennessee	11-12	.478	24-24-1	.500
Kentucky	10-12	.455	22-20	.523
Georgia	9-14	.391	22-24	.478

Western Division				
School	W-L	Pct.	W-L	Pct.
*Ole Miss	15-9	.625	40-18	.690
Miss. State	11-9	.550	33-15	.688
Auburn	11-9	.550	28-18	.609
Alabama	10-9	.526	27-18	.600
LSU	4-15	.211	17-27	.386

\*Ole Miss won the first SEC championship tournament by beating Vanderbilt 9-7, then after a 4-5 loss to Florida, beating Miss. State 11-3 and Florida 7-6 and 7-4.

### 1978

Eastern Division				
School	W-L	Pct.	W-L	Pct.
Florida	18-4	.818	34-15	.694
Georgia	11-12	.478	30-19	.612
Tennessee	11-12	.478	25-21	.543
Vanderbilt	10-13	.435	31-17	.646
Kentucky	6-15	.285	20-25	.444

Western Division				
School	W-L	Pct.	W-L	Pct.
*Auburn	15-8	.652	33-21	.611
Miss. State	13-8	.619	38-18	.671
Ole Miss	12-11	.522	27-21	.563
Alabama	10-11	.476	23-20	.539
LSU	6-18	.250	12-34	.261

\*Auburn won the SEC tournament by beating Georgia 8-7, in 12 innings, Miss. State 10-7, then after losing 2-3 to Miss. State, beating Miss. State 8-5.



# THROUGH THE YEARS

ALABAMA • ARKANSAS • AUBURN • FLORIDA • GEORGIA • KENTUCKY • LSU • OLE MISS

## ANNUAL SEC STANDINGS

### 1979

Eastern Division				
School	W-L	Pct.	W-L	Pct.
Florida . . . . .	16-8	.667	40-20	.667
Kentucky . . . . .	13-11	.542	29-18	.617
Georgia . . . . .	11-11	.500	24-18	.571
Tennessee . . . . .	10-14	.417	25-22	.532
Vanderbilt . . . . .	8-14	.364	21-25	.457

Western Division				
School	W-L	Pct.	W-L	Pct.
*Miss. State . . . . .	17-2	.895	48-12	.800
LSU . . . . .	13-7	.650	34-20	.630
Ole Miss. . . . .	9-10	.474	24-13	.649
Auburn . . . . .	7-14	.333	21-21	.500
Alabama . . . . .	4-17	.190	18-27	.400

\*Miss. State won the tournament by beating Kentucky 6-5, LSU 12-5 and Florida 12-11.

### 1980

Eastern Division				
School	W-L	Pct.	W-L	Pct.
Florida . . . . .	16-8	.667	40-16	.714
*Vanderbilt . . . . .	13-9	.591	34-21-1	.616
Georgia . . . . .	9-10	.474	33-12-1	.728
Kentucky . . . . .	8-11	.421	25-21	.543
Tennessee . . . . .	6-14	.300	23-21	.523

Western Division				
School	W-L	Pct.	W-L	Pct.
Auburn . . . . .	15-8	.652	27-24	.530
Ole Miss. . . . .	9-9	.500	24-22	.535
Miss. State . . . . .	10-11	.476	31-19	.620
LSU . . . . .	8-9	.471	23-19	.548
Alabama . . . . .	8-13	.381	18-28	.391

\*Vanderbilt won the SEC tournament. After losing to Auburn 2-3, they beat Florida 11-7, Ole Miss 21-0, and Auburn 16-3 and 13-0.

### 1981

Eastern Division				
School	W-L	Pct.	W-L	Pct.
*Florida . . . . .	16-7	.696	42-17	.712
Kentucky . . . . .	13-9-1	.591	39-16-1	.709
Tennessee . . . . .	10-13	.435	21-28	.429
Vanderbilt . . . . .	9-12-1	.429	26-25-1	.509
Georgia . . . . .	8-15	.348	23-23	.500

Western Division				
School	W-L	Pct.	W-L	Pct.
Miss. State . . . . .	17-6	.739	46-17	.730
Alabama . . . . .	17-6-1	.739	41-15-1	.759
Ole Miss. . . . .	8-14-1	.364	24-24-1	.500
LSU . . . . .	7-14	.333	23-30	.434
Auburn . . . . .	7-16	.304	27-27	.500

\*Florida won the SEC tournament by beating Alabama 3-2, Miss. State 8-3 and Kentucky 11-5.

### 1982

Eastern Division				
School	W-L	Pct.	W-L	Pct.
*Florida . . . . .	14-8	.636	34-24-1	.585
Tennessee . . . . .	13-9	.591	28-17	.622
Georgia . . . . .	12-10	.545	28-29	.596
Vanderbilt . . . . .	11-12	.478	28-17	.622
Kentucky . . . . .	6-17	.261	23-32	.419

Western Division				
School	W-L	Pct.	W-L	Pct.
Ole Miss. . . . .	15-6	.714	33-19	.635
Alabama . . . . .	12-10	.545	32-21	.604
Miss. State . . . . .	11-13	.458	28-23	.549
LSU . . . . .	9-13	.409	26-25	.510
Auburn . . . . .	8-13	.381	27-20	.574

\*Florida won the SEC tournament by beating Alabama 7-3, Ole Miss 8-7 and after losing to Tennessee 7-10, beating Tennessee 9-3.

### 1983

Eastern Division				
School	W-L	Pct.	W-L	Pct.
Florida . . . . .	14-7	.667	38-14	.731
Tennessee . . . . .	12-7	.632	26-16	.619
Georgia . . . . .	11-9	.550	29-19	.604
Kentucky . . . . .	6-11	.353	31-14	.689
Vanderbilt . . . . .	6-15	.286	22-23-1	.478

Western Division				
School	W-L	Pct.	W-L	Pct.
Miss. State . . . . .	17-5	.773	42-15	.737
*Alabama . . . . .	14-7	.667	46-11	.807
Ole Miss. . . . .	10-12	.455	26-18-1	.578
LSU . . . . .	9-12	.429	28-21	.571
Auburn . . . . .	4-18	.182	15-33	.313

\*Alabama won the SEC tournament by defeating Florida 15-2, Tennessee 8-6 and Miss. State 10-9.

### 1984

Eastern Division				
School	W-L	Pct.	W-L	Pct.
*Florida . . . . .	18-4	.818	43-16-1	.725
Tennessee . . . . .	11-12	.478	27-21	.563
Vanderbilt . . . . .	9-11	.450	28-17	.622
Kentucky . . . . .	9-13	.409	25-22	.532
*Georgia . . . . .	7-14	.333	25-23	.521

Western Division				
School	W-L	Pct.	W-L	Pct.
Miss. State . . . . .	18-5	.783	45-16	.738
Alabama . . . . .	12-10	.545	35-18-1	.657
LSU . . . . .	12-12	.500	32-23	.582
Auburn . . . . .	8-14	.364	27-24	.529
Ole Miss. . . . .	7-16	.304	22-24	.478

\*Florida and Georgia played to a tie in regular season which does not count in the standings. Florida won the SEC tournament by beating Alabama 5-3, Tennessee 10-2 and after losing to Tennessee 2-3, won the championship 3-1 against Tennessee.

### 1985

Eastern Division				
School	W-L	Pct.	W-L	Pct.
Florida . . . . .	15-6	.714	43-18	.705
Georgia . . . . .	11-11	.500	33-23	.589
Vanderbilt . . . . .	10-13	.435	35-16	.686
Kentucky . . . . .	10-13	.435	28-24	.538
Tennessee . . . . .	10-13	.435	26-23	.531

Western Division				
School	W-L	Pct.	W-L	Pct.
LSU . . . . .	17-7	.708	41-18	.695
*Miss. State . . . . .	16-8	.667	50-15	.769
Auburn . . . . .	11-12	.478	30-22	.577
Alabama . . . . .	10-14	.417	30-23	.566
Ole Miss. . . . .	5-18	.217	20-28	.417

\*Miss. State won the SEC tournament by defeating Florida 8-3, Georgia 2-0 and Georgia 8-3.

### 1986

#### SEC Standings

School	W-L	Pct.	W-L	Pct.	School	W-L	Pct.	W-L	Pct.
LSU . . . . .	22-5	.815	49-9	.845	Florida . . . . .	14-13	.519	27-26	.509
Alabama . . . . .	18-9	.667	43-20	.683	Miss. State . . . . .	12-15	.444	34-21	.618
Auburn . . . . .	15-12	.556	31-24	.564	Tennessee . . . . .	10-17	.370	27-23	.540
Georgia . . . . .	14-13	.519	35-24	.593	Vanderbilt . . . . .	9-18	.333	25-29	.463
Ole Miss. . . . .	14-13	.519	38-17	.691	Kentucky . . . . .	7-21	.250	25-28	.472

LSU won the SEC tournament by defeating Georgia 10-6, Alabama 10-7 and Georgia 8-4. (Note: 1986 was first season of round-robin competition among conference schools.)

### 1987

#### SEC Standings

School	W-L	Pct.	W-L	Pct.	School	W-L	Pct.	W-L	Pct.
Georgia . . . . .	18-8	.692	42-21	.667	*Miss. State . . . . .	13-13	.500	39-22	.639
Auburn . . . . .	18-9	.667	42-18	.700	Alabama . . . . .	11-14	.440	25-26	.490
Florida . . . . .	17-9	.654	32-24	.571	Ole Miss. . . . .	11-16	.407	25-25-1	.500
Kentucky . . . . .	16-11	.593	49-15	.727	Vanderbilt . . . . .	7-20	.259	27-25	.519
LSU . . . . .	10-10	.583	46-19	.708	Tennessee . . . . .	5-18	.217	17-27	.386

\*Miss. State won the SEC tournament by defeating Georgia 6-5, Florida 5-4, Auburn 4-3 and LSU 13-3.

### 1988

#### SEC Standings

School	W-L	Pct.	W-L	Pct.	School	W-L	Pct.	W-L	Pct.
*Florida . . . . .	21-6	.777	48-19-1	.713	Georgia . . . . .	11-16	.407	29-28	.509
Kentucky . . . . .	18-9	.667	38-25	.603	Vanderbilt . . . . .	11-16	.407	30-23	.566
Miss. State . . . . .	17-10	.630	44-20	.688	Alabama . . . . .	9-17	.346	27-26	.509
Auburn . . . . .	16-10	.615	39-16	.709	Tennessee . . . . .	9-18	.333	21-29	.420
LSU . . . . .	16-11	.593	29-21	.650	Ole Miss. . . . .	6-21	.222	24-29	

\*Florida won the SEC Tournament by defeating Auburn 4-3, LSU 7-2 and Miss. State 3-1 and 5-3, after losing to Georgia 8-3 in the opening game.

# THROUGH THE YEARS

MISSISSIPPI STATE • MISSOURI • SOUTH CAROLINA • TENNESSEE • TEXAS A&M • VANDERBILT



## ANNUAL SEC STANDINGS

### 1989

#### SEC Standings

School	W-L	Pct.	W-L	Pct.	School	W-L	Pct.	W-L	Pct.
Miss. State	20-5	.800	54-14	.794	*Auburn	12-12	.500	44-20	.688
LSU	18-9	.667	55-17	.764	Vanderbilt	11-15-1	.426	31-21-2	.593
Florida	14-10	.583	44-22	.667	Ole Miss.	9-15-1	.380	34-21-1	.616
Alabama	15-11	.577	32-24	.571	Kentucky	10-17	.370	28-25-1	.528
Georgia	15-11	.577	37-25	.597	Tennessee	4-23	.148	23-36	.390

\*Auburn won the SEC Tournament by defeating Miss. State 5-3, LSU 8-5, Florida 4-2 and Georgia 2-1.

### 1990

#### SEC Standings

School	W-L	Pct.	W-L	Pct.	School	W-L	Pct.	W-L	Pct.
*LSU	20-7	.741	54-19	.740	Florida	11-12	.478	29-30	.492
Georgia	18-9	.667	52-19	.732	Alabama	10-13	.435	34-21	.618
*Miss. State	17-9	.654	50-21	.704	Ole Miss.	10-16	.385	23-29	.442
Auburn	13-13	.500	34-24	.586	Tennessee	9-18	.333	28-31	.475
Vanderbilt	12-13	.480	28-30	.483	Kentucky	8-18	.308	27-29	.482

\*LSU and Mississippi State were declared tournament co-champions by Commissioner Roy Kramer after lightning and rain ended play in the 1990 tournament. Game 11 of the tournament was called with one out in the bottom of the fourth inning with LSU leading 6-0.

### 1991

#### SEC Standings

School	W-L	Pct.	W-L	Pct.	School	W-L	Pct.	W-L	Pct.
LSU	19-7	.731	55-18	.753	Kentucky	13-12	.520	41-20	.672
*Florida	16-8	.667	51-21	.708	Tennessee	13-13	.500	41-19	.683
Miss. State	12-9	.571	42-21	.667	Ole Miss.	9-15	.375	31-24	.564
Alabama	14-11	.560	42-20	.677	Vanderbilt	8-19	.296	29-28	.509
Auburn	14-12	.538	35-24	.593	Georgia	7-19	.269	27-31	.466

\*Florida won the SEC Tournament by defeating Auburn 8-7, Alabama 4-3 and LSU 7-1 and 8-4.

### 1992

#### Eastern Division

School	W-L	Pct.	W-L	Pct.
Florida	16-8	.667	44-20	.688
S. Carolina	13-11	.542	42-22	.656
Georgia	12-11	.522	35-25	.583
Vanderbilt	11-12	.478	29-24-1	.546
Tennessee	10-14	.417	35-20	.636
Kentucky	10-14	.417	33-23	.589

#### Western Division

School	W-L	Pct.	W-L	Pct.
*LSU	18-6	.750	50-16	.758
Miss. State	15-9	.625	40-22	.645
Arkansas	10-13	.435	31-26	.544
Auburn	10-14	.417	30-25	.545
Ole Miss.	9-14	.391	29-26	.527
Alabama	8-16	.333	34-21	.618

\*Miss. State won the SEC tournament by defeating Florida 8-3, Georgia 2-0 and Georgia 8-3.

### 1993

#### Eastern Division

School	W-L	Pct.	W-L	Pct.
*Tennessee	20-10	.667	45-20	.692
S. Carolina	15-10-1	.596	39-20-1	.658
Kentucky	14-14-1	.500	38-23-1	.621
Florida	12-14	.462	33-25	.569
Vanderbilt	11-15-1	.426	32-23-1	.580
Georgia	10-18	.357	30-29	.508

#### Western Division

School	W-L	Pct.	W-L	Pct.
*LSU	18-8-1	.685	53-17-1	.754
Auburn	17-11	.607	40-23	.635
Miss. State	17-12	.586	41-21	.661
Arkansas	11-16	.407	33-26	.559
Alabama	9-15	.375	27-25	.519
Ole Miss.	8-19	.296	31-25	.554

\*Tennessee won the Eastern Division Tournament and LSU won the Western Division Tournament, clinching their respective division championships. LSU on the basis of conference winning percentage was named SEC champion.

### 1994

#### Eastern Division

School	W-L	Pct.	W-L	Pct.
*Tennessee	24-5	.829	52-14	.788
Florida	16-9	.640	40-23	.635
Kentucky	11-14	.440	32-25	.561
S. Carolina	11-15	.423	35-23	.603
Vanderbilt	10-20	.333	28-30	.483
Georgia	9-19	.321	22-35	.386

#### Western Division

School	W-L	Pct.	W-L	Pct.
*LSU	21-6	.778	46-20	.697
Miss. State	15-12	.556	36-23	.610
Auburn	16-13	.552	44-21	.677
Arkansas	13-13	.500	30-27	.526
Ole Miss.	12-14	.462	30-26	.536
Alabama	4-22	.154	21-35	.375

\*Tennessee won the Eastern Division Tournament and LSU won the Western Division Tournament, clinching their respective division championships. Tennessee on the basis of conference winning percentage was named SEC champion.

### 1995

#### Eastern Division

School	W-L	Pct.	W-L	Pct.
*Tennessee	22-8	.733	54-16	.771
Florida	12-14	.462	32-24	.571
S. Carolina	12-14	.462	32-25	.561
Georgia	9-17	.346	29-29	.500
Kentucky	10-19	.345	29-32	.475
Vanderbilt	8-19	.296	26-30	.464

#### Western Division

School	W-L	Pct.	W-L	Pct.
Auburn	19-8	.704	50-13	.794
*Alabama	18-11	.621	42-23	.646
LSU	17-12	.586	47-18	.723
Ole Miss.	14-12	.539	40-22	.645
Arkansas	13-15	.464	38-23	.623
Miss. State	11-16	.407	34-25	.576

\*Tennessee won the Eastern Division Tournament and Alabama won the Western Division Tournament. Tennessee clinched the Eastern Division Championship and Auburn won the Western Division Championship. Tennessee, on the basis of conference winning percentage, was named SEC champion.

### 1996

#### Eastern Division

School	W-L	Pct.	W-L	Pct.
*Florida	20-10	.667	50-18	.735
Tennessee	18-12	.600	43-20	.683
Kentucky	15-14	.517	35-24	.593
Vanderbilt	14-16	.467	29-25	.537
S. Carolina	13-17	.433	25-28	.472
Georgia	8-21	.276	24-30	.444

#### Western Division

School	W-L	Pct.	W-L	Pct.
*Alabama	20-10	.667	50-19	.725
*LSU	20-10	.667	52-15	.776
Miss. State	17-13	.567	38-24	.613
Arkansas	15-15	.500	39-20	.661
Auburn	12-18	.400	32-24	.571
Ole Miss.	7-23	.233	24-30	.444

\*Alabama won the SEC Tournament by defeating Kentucky 3-2, Tennessee 3-1, losing to Florida 3-7, defeating Kentucky 16-18 and Florida 10-5 and 15-5. Alabama, Florida and LSU tied for the SEC Championship.

### 1997

#### Eastern Division

School	W-L	Pct.	W-L	Pct.
Florida	17-13	.567	40-24	.625
Tennessee	17-13	.567	42-19	.689
^Vanderbilt	14-16	.467	31-24	.564
S. Carolina	13-17	.433	33-24	.579
Kentucky	10-20	.333	20-34-1	.373
Georgia	8-22	.267	28-27	.509

#### Western Division

School	W-L	Pct.	W-L	Pct.
*LSU	22-7	.759	57-13	.814
*Alabama	20-9	.690	56-14	.800
Miss. State	19-11	.633	47-21	.691
Auburn	17-12	.586	50-17	.746
Arkansas	15-14	.517	36-20	.643
Ole Miss.	6-24	.200	22-31	.415

\*Alabama won the SEC Tournament by defeating Miss. State 16-3, Florida 13-6, Florida 6-3 and LSU 12-2. LSU, on the basis of conference winning percentage, was named SEC champion. ^Vanderbilt forfeited all but one win from the 1997 season due to an ineligible player.

### 1998

#### Eastern Division

School	W-L	Pct.	W-L	Pct.
*Florida	21-8	.734	46-18	.719
S. Carolina	19-10	.655	44-18	.710
Kentucky	12-18	.400	26-31	.456
Tennessee	11-17	.393	36-20	.643
Georgia	8-21	.276	24-30	.444
Vanderbilt	6-24	.200	25-28	.472

#### Western Division

School	W-L	Pct.	W-L	Pct.
LSU	21-9	.700	48-19	.716
Alabama	19-10	.655	46-18	.719
*Auburn	16-12	.571	46-18	.719
Miss. State	14-15	.483	42-23	.646
Arkansas	13-14	.481	38-21	.644
Ole Miss.	13-15	.464	30-23	.566

\*Auburn won the SEC Tournament by defeating Alabama 11-8, Florida 6-4, losing to Alabama 4-3, defeating Alabama 9-1 and Arkansas 7-5. Florida, on the basis of conference winning percentage, was named SEC champion.



# THROUGH THE YEARS

ALABAMA • ARKANSAS • AUBURN • FLORIDA • GEORGIA • KENTUCKY • LSU • OLE MISS

## ANNUAL SEC STANDINGS

### 1999

Eastern Division				
School	W-L	Pct.	W-L	Pct.
S. Carolina	15-15	.500	35-23	.603
Kentucky	13-17	.433	25-32	.439
Florida	13-17	.433	31-25	.554
Tennessee	10-20	.333	28-28	.500
Georgia	8-20-1	.293	25-30-1	.455
Vanderbilt	8-22	.267	22-33	.400

Western Division				
School	W-L	Pct.	W-L	Pct.
*Arkansas	22-8	.733	42-23	.646
*Alabama	21-9	.700	53-16	.768
LSU	18-11-1	.617	41-24-1	.629
Auburn	18-12	.600	46-19	.708
Ole Miss	17-13	.567	34-28	.548
Miss. State	15-14	.517	42-21	.667

### 2000

Eastern Division				
School	W-L	Pct.	W-L	Pct.
*S. Carolina	25-5	.833	56-10	.848
Florida	18-11-1	.617	44-23-1	.654
Georgia	14-15	.483	32-26	.564
Kentucky	12-16-1	.431	38-20-1	.653
Tennessee	10-18	.357	40-23	.635
Vanderbilt	5-24	.172	21-33	.389

Western Division				
School	W-L	Pct.	W-L	Pct.
*LSU	19-10	.655	52-17	.754
Miss. State	17-10	.630	41-20	.672
Auburn	17-13	.567	41-20	.672
Alabama	16-14	.533	41-24	.631
Ole Miss	12-17	.414	30-25	.545
Arkansas	8-20	.286	24-30	.444

\*LSU won the SEC Tournament by defeating Georgia 11-3, Alabama 18-12 and 6-5 and Florida 9-6. South Carolina, on the basis of conference winning percentage, was named SEC champion.

### 2001

Eastern Division				
School	W-L	Pct.	W-L	Pct.
*Georgia	20-10	.667	47-22	.681
Tennessee	18-12	.600	48-20	.706
S. Carolina	17-13	.567	49-20	.710
Florida	16-14	.533	35-27	.565
Vanderbilt	9-21	.300	24-31	.436
Kentucky	7-23	.233	22-34	.393

Western Division				
School	W-L	Pct.	W-L	Pct.
LSU	18-12	.600	44-22-1	.664
*Miss. State	17-13	.567	39-24	.619
Ole Miss	17-13	.567	39-23-1	.627
Auburn	15-15	.500	37-21	.638
Alabama	15-15	.500	32-23	.582
Arkansas	11-19	.367	27-29	.482

\*Mississippi State won the SEC Tournament by defeating LSU 4-1 in front of 10,023, the third largest crowd to witness a SEC Tournament game. Georgia, on the basis of conference winning percentage, was named SEC champion.

### 2002

Eastern Division				
School	W-L	Pct.	W-L	Pct.
*S. Carolina	21-8	.724	57-18	.760
Florida	20-10	.667	46-19	.708
Georgia	15-15	.500	32-29	.525
Tennessee	12-18	.400	27-28	.491
Vanderbilt	7-21	.250	24-27	.471
Kentucky	6-24	.200	17-36	.321

Western Division				
School	W-L	Pct.	W-L	Pct.
*Alabama	20-10	.667	51-15	.773
LSU	19-10	.655	44-22	.667
Auburn	15-15	.500	34-26	.567
Miss. State	14-15	.483	34-24-1	.585
Arkansas	13-14	.481	35-28	.556
Ole Miss	14-16	.467	37-19	.661

\*Western Division champion Alabama won the SEC Tournament by defeating South Carolina 6-2 in front of 13,367, the third largest crowd to witness a SEC Tournament game and second largest to witness the championship game. South Carolina won the overall SEC championship and advanced to the championship game of the College World Series.

### 2003

Eastern Division				
School	W-L	Pct.	W-L	Pct.
*S. Carolina	19-11	.633	45-22	.672
Vanderbilt	14-16	.467	27-28	.491
Florida	13-16-1	.450	37-21-1	.636
Tennessee	13-17	.433	31-24	.564
Georgia	10-20	.333	29-26	.527
Kentucky	9-20	.310	24-32	.429

Western Division				
School	W-L	Pct.	W-L	Pct.
*LSU	20-9-1	.683	45-22-1	.669
Auburn	18-12	.600	42-21	.663
Miss. State	17-12	.586	42-20-1	.675
Ole Miss	17-13	.567	35-27	.565
*Alabama	14-16	.467	38-24	.613
Arkansas	14-16	.467	35-22	.614

\*Alabama won their second straight SEC Tournament by defeating LSU 10-3 in front of 11,705, the sixth largest crowd to witness a SEC Tournament game and third largest to witness the championship game. LSU won the overall SEC and Western Division Championship, while South Carolina won the East. Both advanced to Omaha.

### 2004

Eastern Division				
School	W-L	Pct.	W-L	Pct.
*Georgia	19-11	.633	45-23	.662
*S. Carolina	17-13	.567	53-17	.757
Florida	17-13	.567	43-22	.662
Vanderbilt	16-14	.533	45-19	.703
Tennessee	14-16	.467	38-24	.613
Kentucky	7-23	.233	24-30	.444

Western Division				
School	W-L	Pct.	W-L	Pct.
*Arkansas	19-11	.683	45-24	.652
*LSU	18-12	.600	46-19	.708
Ole Miss	18-12	.600	39-21	.650
Miss. State	13-17	.433	35-24	.593
Auburn	12-18	.400	32-24	.571
Alabama	10-20	.333	29-26	.527

\*South Carolina won their first ever SEC Tournament by defeating Vanderbilt 3-2. Georgia and Arkansas won their respective divisional championships and shared the overall title. Both teams, along with South Carolina and LSU, advanced to the College World Series. This was the second time (1997) the SEC sent four teams to Omaha.

### 2005

Eastern Division				
School	W-L	Pct.	W-L	Pct.
*Florida	20-10	.667	48-23	.676
Tennessee	18-11	.621	46-21	.687
S. Carolina	16-14	.533	41-23	.641
Vanderbilt	13-17	.433	34-21	.618
Georgia	12-17	.414	30-25	.545
Kentucky	7-22	.241	29-27	.518

Western Division				
School	W-L	Pct.	W-L	Pct.
LSU	18-12	.600	40-22	.645
Ole Miss	18-12	.600	48-20	.706
Alabama	17-13	.567	40-23	.635
*Miss. State	13-16	.448	42-22	.656
Auburn	13-17	.433	34-26	.567
Arkansas	13-17	.433	39-22	.639

\*Mississippi State won their second SEC Tournament in the last five years by defeating Ole Miss 4-1 in front of a crowd of 12,290. Florida won the regular season championship. Tennessee and Florida advanced to the College World Series, with Florida advancing to the national championship series.

### 2006

Eastern Division				
School	W-L	Pct.	W-L	Pct.
*Kentucky	20-10	.667	44-17	.721
Georgia	18-12	.600	47-23	.671
Vanderbilt	16-14	.533	38-27	.585
S. Carolina	15-15	.500	41-25	.621
Tennessee	11-18	.379	31-24	.564
Florida	10-20	.333	28-28	.500

Western Division				
School	W-L	Pct.	W-L	Pct.
*Alabama	20-10	.667	44-21	.667
Arkansas	18-12	.600	39-21	.650
*Ole Miss	17-13	.567	44-22	.667
LSU	13-17	.433	35-24	.593
Miss. State	12-17	.414	37-23	.617
Auburn	9-21	.300	22-34	.393

\*Ole Miss won their second SEC Tournament in nearly 30 years by defeating Vanderbilt 9-3 in front of a crowd of nearly 10,000. Kentucky and Alabama shared the regular season championship. For Kentucky and second-year coach John Cohen, it was the first in school history. Georgia advanced to the College World Series.

# THROUGH THE YEARS

MISSISSIPPI STATE • MISSOURI • SOUTH CAROLINA • TENNESSEE • TEXAS A&M • VANDERBILT



## ANNUAL SEC STANDINGS

### 2007

#### Eastern Division

School	W-L	Pct.	W-L	Pct.
*Vanderbilt	22-8	.733	54-13	.806
S. Carolina	17-13	.567	46-20	.697
Florida	15-15	.500	29-30	.492
Tennessee	13-15	.464	34-25	.576
Kentucky	13-16-1	.450	34-19-1	.639
Georgia	11-19	.367	23-33	.411

#### Western Division

School	W-L	Pct.	W-L	Pct.
*Arkansas	18-12	.600	43-21	.672
*Miss. State	15-13	.536	38-22	.633
*Ole Miss	16-14	.533	40-25	.615
Alabama	15-15	.500	31-26	.544
LSU	12-17-1	.417	29-26-1	.527
Auburn	10-20	.333	31-25	.554

\*Vanderbilt won both the SEC Regular Season Championship and the SEC Tournament Title, the first since 1980 for each of those accomplishments. Arkansas won their third Western Division Championship. Ole Miss advanced to their third consecutive NCAA Super Regional while Mississippi State advanced to the College World Series for the first time since 1998.

### 2008

#### Eastern Division

School	W-L	Pct.	W-L	Pct.
*Georgia	20-9-1	.683	45-25-1	.641
Florida	17-13	.567	34-24	.586
Kentucky	16-14	.533	44-19	.698
Vanderbilt	15-14	.517	41-22	.651
S. Carolina	15-15	.500	40-23	.635
Tennessee	12-18	.400	27-29	.482

#### Western Division

School	W-L	Pct.	W-L	Pct.
*LSU	18-11-1	.617	49-19-1	.717
Alabama	16-14	.533	35-28	.556
Ole Miss	15-15	.500	39-26	.600
Arkansas	14-15	.483	34-24	.586
Auburn	11-19	.367	28-28	.500
Miss. State	9-21	.300	23-33	.411

\*Georgia won both the SEC Regular Season Championship while LSU won the SEC Western Division and the SEC Tournament. Georgia and LSU both advanced to the College World Series, with Georgia advancing to the National Championship Series where they dropped a decisive game three. It marked the third time this decade an SEC team finished national runner-up.

### 2009

#### Eastern Division

School	W-L	Pct.	W-L	Pct.
*Florida	19-11	.633	42-22	.656
S. Carolina	17-13	.567	40-23	.635
Georgia	15-15	.500	38-24	.627
Vanderbilt	12-17	.414	37-27	.578
Kentucky	12-18	.400	28-26	.519
Tennessee	11-19	.367	26-29	.473

#### Western Division

School	W-L	Pct.	W-L	Pct.
*LSU	20-10	.667	56-17	.767
*Ole Miss	20-10	.667	44-20	.688
Alabama	18-11	.621	37-21	.638
Arkansas	14-15	.483	41-24	.631
Auburn	11-19	.367	31-25	.554
Miss. State	9-20	.310	25-29	.463

\*LSU and Ole Miss split the SEC Regular Season Championship while LSU won the SEC Tournament. Florida won the Eastern Division. Arkansas and LSU both advanced to the College World Series, with LSU advancing to the National Championship Series where they defeated Texas for the national championship. It marked the seventh national championship for the SEC since 1990 and the sixth for LSU.

### 2010

#### Eastern Division

School	W-L	Pct.	W-L	Pct.
*Florida	22-8	.733	43-21	.734
S. Carolina	21-9	.700	54-16	.771
Vanderbilt	16-12	.571	46-20	.697
Kentucky	13-17	.433	31-25	.554
Tennessee	12-18	.400	30-26	.536
Georgia	5-23	.179	16-37	.302

#### Western Division

School	W-L	Pct.	W-L	Pct.
*Auburn	20-10	.667	43-21	.672
Arkansas	18-12	.600	43-21	.672
Ole Miss	16-14	.533	39-24	.619
Alabama	15-15	.500	42-25	.627
LSU	14-16	.467	41-22	.651
Miss. State	6-24	.200	23-33	.411

\*Florida won the SEC Championship while LSU won the SEC Tournament for the third straight season. Auburn won the Western Division, advancing to Hoover for the first time since 2003. Florida and South Carolina both advanced to the College World Series, with South Carolina advancing to the National Championship Series where they defeated UCLA for the national championship. It marked the eighth national championship for the SEC since 1990 and the first for South Carolina.

### 2011

#### Eastern Division

School	W-L	Pct.	W-L	Pct.
*S. Carolina	22-8	.733	55-14	.797
*Florida	22-8	.733	53-19	.736
*Vanderbilt	22-8	.733	54-12	.818
Georgia	16-14	.533	33-32	.508
Kentucky	8-22	.267	25-30	.455
Tennessee	7-23	.233	25-29	.463

#### Western Division

School	W-L	Pct.	W-L	Pct.
*Arkansas	15-15	.500	40-22	.645
Miss. State	14-16	.467	38-25	.603
Alabama	14-16	.467	35-28	.556
Auburn	14-16	.467	29-29	.500
LSU	13-17	.433	36-20	.643
Ole Miss	13-17	.433	30-25	.545

\*Florida, South Carolina and Vanderbilt all split the regular season SEC Championship, while Florida won the SEC Tournament. Arkansas won the Western Division. Florida, South Carolina and Vanderbilt all advanced to the College World Series, with South Carolina and Florida advancing to the National Championship Series in an All-SEC matchup for the national title. South Carolina won the series, the ninth national championship for the SEC since 1990 and the second in a row for the Gamecocks.

### 2012

#### Eastern Division

School	W-L	Pct.	W-L	Pct.
*S. Carolina	18-11	.621	49-20	.710
Florida	18-12	.600	47-20	.701
Kentucky	18-12	.600	45-18	.714
Vanderbilt	16-14	.533	35-28	.556
Georgia	14-15	.483	31-26	.544
Tennessee	8-22	.267	24-31	.436

#### Western Division

School	W-L	Pct.	W-L	Pct.
*LSU	19-11	.633	47-18	.723
Arkansas	16-14	.533	46-22	.676
*Miss. State	16-14	.533	40-24	.625
Ole Miss	14-16	.467	37-26	.587
Auburn	13-17	.433	31-28	.525
Alabama	9-21	.300	21-34	.382

\*LSU won the regular season SEC Championship, while Mississippi State won the SEC Tournament. South Carolina won the Eastern Division. South Carolina and Arkansas advanced to the College World Series, with South Carolina advancing to their third straight National Championship Series, the fifth in a row for the SEC.

### 2013

#### Eastern Division

School	W-L	Pct.	W-L	Pct.
Vanderbilt	26-3	.897	54-12	.818
S. Carolina	17-12	.586	43-20	.683
Florida	14-16	.467	29-30	.492
Kentucky	11-19	.367	30-25	.545
Missouri	10-20	.333	18-32	.360
Tennessee	8-20	.286	22-30	.423
Georgia	7-20	.259	21-32	.396

#### Western Division

School	W-L	Pct.	W-L	Pct.
LSU	23-7	.767	57-11	.838
Arkansas	18-11	.621	39-22	.639
Miss. State	16-14	.533	51-20	.718
Ole Miss	15-15	.500	38-24	.613
Alabama	14-15	.483	35-28	.556
Texas A&M	13-16	.448	34-29	.540
Auburn	13-17	.433	33-23	.589

\*Vanderbilt won the SEC Championship with an all-time SEC best record of 26-3, while LSU won the SEC Western Division and the SEC Tournament. LSU and Mississippi State advanced to the College World Series, with Mississippi State advancing to the National Championship Series, the sixth in a row for the SEC.

### 2014

#### Eastern Division

School	W-L	Pct.	W-L	Pct.
Florida	21-9	.700	40-23	.635
S. Carolina	18-12	.600	44-18	.710
Vanderbilt	17-13	.567	51-21	.708
Kentucky	14-16	.467	37-25	.597
Tennessee	12-18	.400	31-23	.574
Georgia	11-18-1	.383	26-29-1	.473
Missouri	6-24	.200	20-33	.377

#### Western Division

School	W-L	Pct.	W-L	Pct.
Ole Miss	19-11	.633	48-21	.696
LSU	17-11-1	.603	46-16-1	.738
Miss. State	18-12	.600	39-24	.619
Arkansas	16-14	.533	40-25	.615
Alabama	15-14	.517	37-24	.607
Texas A&M	14-16	.467	36-26	.581
Auburn	10-20	.333	28-28	.500

\*Florida won the SEC Championship for the first time since splitting the regular-season crown in 2011 ... Ole Miss captured the SEC Western Division for the first time since 2009 ... LSU won SEC Baseball Tournament ... Vanderbilt and Ole Miss both advanced to the College World Series, with the Commodores capturing their first NCAA Championship.



# THROUGH THE YEARS

ALABAMA • ARKANSAS • AUBURN • FLORIDA • GEORGIA • KENTUCKY • LSU • OLE MISS

## SEC STATISTICAL LEADERS

### ALL-TIME .400 HITTERS (Min. 2 AB per team game)

#### Single-Season

.525	David Magadan, Alabama . . . . .	114 for 217 . . . . .	1983	.410	Mark Gilaspie, Mississippi State . . . . .	85 for 208 . . . . .	1981
.489	Ronnie Braddock, Georgia . . . . .	22-for-45 . . . . .	1962		Billy Henderson, Georgia . . . . .	Not Available . . . . .	1948
.464	Sam Ewing, Tennessee . . . . .	45 for 97 . . . . .	1970		Russ Johnson, LSU . . . . .	96 for 234 . . . . .	1994
	Charley Trippi, Georgia . . . . .	52 for 112 . . . . .	1946	.409	David Delucici, Ole Miss . . . . .	94 for 229 . . . . .	1995
.459	Hunter Bledsoe, Vanderbilt . . . . .	95 for 207 . . . . .	1999		Jay Waggoner, Auburn . . . . .	119 for 291 . . . . .	1994
	Nat Showalter, Mississippi State . . . . .	67 for 146 . . . . .	1977	.408	Derek Bryant, Kentucky . . . . .	Not Available . . . . .	1971
.451	Charles Conerly, Ole Miss . . . . .	34 for 75 . . . . .	1948		Roger McKinney, Tennessee . . . . .	51 for 129 . . . . .	1971
.447	Buck Belue, Georgia . . . . .	46 for 103 . . . . .	1982	.407	Scott Pratt, Auburn . . . . .	105 for 258 . . . . .	1998
.445	Jeff Pickler, Tennessee . . . . .	109 for 245 . . . . .	1998		Chris Snopek, Ole Miss . . . . .	77 for 189 . . . . .	1992
	Jeff Abbott, Kentucky . . . . .	102 for 229 . . . . .	1994		Todd Helton, Tennessee . . . . .	105 for 258 . . . . .	1995
.440	Dom Fucci, Kentucky . . . . .	Not Available . . . . .	1949	.406	Brad Wilkerson, Florida . . . . .	98 for 241 . . . . .	1996
.438	Joe Stewart, Georgia . . . . .	70 for 160 . . . . .	1978		Scott Ruskin, Florida . . . . .	78 for 192 . . . . .	1984
.436	Dicky Parsons, Kentucky . . . . .	Not Available . . . . .	1961		Rafael Palmeiro, Mississippi State . . . . .	95 for 234 . . . . .	1983
.435	Chris Burke, Tennessee . . . . .	118 for 271 . . . . .	2001		Bobby Tucker, Tennessee . . . . .	41 for 101 . . . . .	1970
.433	Paul Foster, Auburn . . . . .	87 for 201 . . . . .	1985	.405	Scott Lusader, Florida . . . . .	92 for 230 . . . . .	1985
.432	Andy Blanco, Tennessee . . . . .	82 for 190 . . . . .	1992		Chris Glass, Alabama . . . . .	73 for 180 . . . . .	1982
	Donnie Kessinger, Ole Miss . . . . .	54 for 125 . . . . .	1964		Chris Moller, Alabama . . . . .	87 for 215 . . . . .	1995
	Jim Pyburn, Auburn . . . . .	38 for 88 . . . . .	1954	.404	Travis Chapman, Mississippi State . . . . .	99 for 245 . . . . .	1999
.431	Raph Rhymes, LSU . . . . .	100 for 232 . . . . .	2012		Rick Honeycutt, Tennessee . . . . .	65 for 161 . . . . .	1976
.430	Gabe Gross, Auburn . . . . .	102 for 237 . . . . .	2000	.403	Mark Kiger, Florida . . . . .	104 for 258 . . . . .	2002
.429	Zack Cox, Arkansas . . . . .	102 for 238 . . . . .	2010		Eddy Furniss, LSU . . . . .	95 for 236 . . . . .	1998
	John Hufstetler, Tennessee . . . . .	18 for 42 . . . . .	1952		Frank Thomas, Auburn . . . . .	83 for 206 . . . . .	1989
.425	Allen Trammell, Florida . . . . .	51 for 120 . . . . .	1965		Joe Biernat, South Carolina . . . . .	94 for 233 . . . . .	1993
	Jeremy Jackson, Arkansas . . . . .	94 for 221 . . . . .	1997		Joey Cora, Vanderbilt . . . . .	81 for 201 . . . . .	1972
.424	Clinton Johnston, Vanderbilt . . . . .	84 for 198 . . . . .	1998		Andy Merchant, Auburn . . . . .	47 for 125 . . . . .	1972
	Jake Gibbs, Ole Miss . . . . .	42 for 99 . . . . .	1960	.402	Paul Blandford, Kentucky . . . . .	94 for 233 . . . . .	1996
	Wendall Tarleton, Georgia . . . . .	48 for 113 . . . . .	1955		Matt LaPorta, Florida . . . . .	68 for 169 . . . . .	2007
.423	Todd Faulkner, Auburn . . . . .	105 for 248 . . . . .	2000		Seth Smith, Ole Miss . . . . .	82 for 204 . . . . .	2002
.422	Brandt Ely, Kentucky . . . . .	49 for 116 . . . . .	1983		Jimmy Barfield, Auburn . . . . .	Not Available . . . . .	1964
.420	Will Clark, Mississippi State . . . . .	94 for 224 . . . . .	1985		Donnie Kessinger, Ole Miss . . . . .	41 for 102 . . . . .	1962
	Sam Ewing, Tennessee . . . . .	47 for 112 . . . . .	1969	.401	Brad Henderson, Ole Miss . . . . .	92 for 229 . . . . .	1997
.419	Sawyer Carroll, Kentucky . . . . .	98 for 234 . . . . .	2008		Greg Thomas, Vanderbilt . . . . .	91 for 227 . . . . .	1991
	Alan Koch, Auburn . . . . .	36 for 86 . . . . .	2001		Bo Jackson, Auburn . . . . .	59 for 147 . . . . .	1985
	Travis Copley, Tennessee . . . . .	62 for 148 . . . . .	1998		Dom Fucci, Auburn . . . . .	71 for 177 . . . . .	1978
	Alan Koch, Auburn . . . . .	Not Available . . . . .	1959	.400	Mike Curry, South Carolina . . . . .	104 for 260 . . . . .	1998
	Ryan Bordenick, South Carolina . . . . .	96 for 229 . . . . .	1997		Todd Walker, LSU . . . . .	100 for 250 . . . . .	1992
.418	Jackie Parker, Mississippi State . . . . .	Not Available . . . . .	1954		Jeff Pyburn, Georgia . . . . .	62 for 155 . . . . .	1980
.417	Joey Martin, Auburn . . . . .	55 for 132 . . . . .	1971		Mike Kelly, Mississippi State . . . . .	94 for 235 . . . . .	1979
	Bernie Schreiber, Ole Miss . . . . .	40 for 96 . . . . .	1956		Bobby Tucker, Tennessee . . . . .	39 for 130 . . . . .	1973
.415	Karl Nonemaker, Vanderbilt . . . . .	88 for 212 . . . . .	1999		Roberto Vaz, Alabama . . . . .	102 for 255 . . . . .	1997
	Rafael Palmeiro, Mississippi State . . . . .	98 for 236 . . . . .	1984		Gene Etter, Tennessee . . . . .	42 for 105 . . . . .	1961
	Rodney Bellamy, Georgia . . . . .	66 for 159 . . . . .	1980				
	Joe McClain, Tennessee . . . . .	27 for 65 . . . . .	1952				
.414	Warner Jones, Vanderbilt . . . . .	111 for 268 . . . . .	2004				
	Patt Osborn, Florida . . . . .	104 for 251 . . . . .	2002				
	B.B. Hopkins, Tennessee . . . . .	36 for 87 . . . . .	1953				
.413	Chuck Barclift, Tennessee . . . . .	71 for 172 . . . . .	1980				
.412	Brian Wiese, Mississippi State . . . . .	103 for 250 . . . . .	1998				
	Larry Nichols, Auburn . . . . .	35 for 85 . . . . .	1962				
.411	Gordon Beckham, Georgia . . . . .	113 for 275 . . . . .	2008				
	Peter Stonard, Alabama . . . . .	97 for 236 . . . . .	2002				
	Greg Smith, Vanderbilt . . . . .	83 for 202 . . . . .	1987				
	George Flower, Vanderbilt . . . . .	62 for 151 . . . . .	1985				
	Rick Fuentes, Georgia . . . . .	81 for 197 . . . . .	1982				

#### Career

.439	Dave Magadan, Alabama . . . . .	268 for 610 . . . . .	1981-83
.425	Hunter Bledsoe, Vanderbilt . . . . .	170 for 400 . . . . .	1997-99
.411	Sam Ewing, Tennessee . . . . .	117 for 284 . . . . .	1968-70
	Ken Chapman, Alabama . . . . .	85 for 207 . . . . .	1959-61
.407	Donnie Kessinger, Ole Miss . . . . .	132 for 324 . . . . .	1968-70
.404	Chris Burke, Tennessee . . . . .	314 for 777 . . . . .	1999-01

# THROUGH THE YEARS

MISSISSIPPI STATE • MISSOURI • SOUTH CAROLINA • TENNESSEE • TEXAS A&M • VANDERBILT



## YEAR-BY-YEAR INDIVIDUAL LEADERS

### BATTING AVERAGE

1960	Jake Gibbs	Ole Miss	.424
1961	Dicky Parsons	Kentucky	.436
1962	Ronnie Braddock	Georgia	.489
1963	Tom Moore	Florida	.402
1964	Donnie Kessinger	Ole Miss	.429
1965	Allen Trammell	Florida	.425
1966	Jimmy Yawn	Ole Miss	.408
1967	Jimmy Yawn	Ole Miss	.389
1968	Stan Fletcher	Miss. State	.364
1969	Sam Ewing	Tennessee	.420
1970	Sam Ewing	Tennessee	.464
1971	Joey Martin	Auburn	.417
1972	Bobby Tucker	Tennessee	.395
1973	Paul Husband	Ole Miss	.402
1974	Joe Pritchard	Tennessee	.370
1975	Condredge Holloway	Tennessee	.370
1976	Rick Honeycutt	Tennessee	.404
1977	Nat Showalter	Miss. State	.459
1978	Joe Stewart	Georgia	.438
1979	Mike Kelley	Miss. State	.400
1980	Rodney Bellamy	Georgia	.415
1981	Mark Gillaspie	Miss. State	.410
1982	Buck Belue	Georgia	.447
1983	David Magadan	Alabama	.525
1984	Rafael Palmeiro	Miss. State	.415
1985	Paul Foster	Auburn	.433
1986	Mike Twardoski	Alabama	.390
1987	Greg Smith	Vanderbilt	.411
1988	Frank Thomas	Auburn	.385
1989	Frank Thomas	Auburn	.403
1990	Tim Edge	Auburn	.387
1991	Greg Thomas	Vanderbilt	.401
1992	Andy Blanco	Tennessee	.432
1993	Joe Biernat	S. Carolina	.403
1994	Jeff Abbott	Kentucky	.445
1995	David Dellucci	Ole Miss	.410
1996	Brad Wilkerson	Florida	.407
1997	Jeremy Jackson	Arkansas	.425
1998	Jeff Pickler	Tennessee	.445
1999	Hunter Bledsoe	Vanderbilt	.459
2000	Gabe Gross	Auburn	.430
2001	Chris Burke	Tennessee	.435
2002	Pat Osborn	Florida	.414
2003	Brian Buscher	S. Carolina	.393
2004	Warner Jones	Vanderbilt	.414
2005	Chase Headley	Tennessee	.387
2006	Thomas Berkery	Miss. State	.383
2007	Matt LaPorta	Florida	.402
2008	Sawyer Carroll	Kentucky	.419
2009	Aaron Westlake	Vanderbilt	.377
2010	Zack Cox	Arkansas	.429
2011	Mikie Mahtook	LSU	.383
2012	Raph Rhymes	LSU	.431
2013	Tony Kemp	Vanderbilt	.391
2014	Brett Pirtle	Miss. State	.363

### HOME RUNS

1960	Gary Dempsey	Miss. State	.5
1961	Don Porter	Ole Miss	.5
1962	H.K. Etheridge	Miss. State	.6
1963	H.K. Etheridge	Miss. State	.7
1964	Fred Roberts	Ole Miss	.7
	Bob Stewart	LSU	.7
1965	Del Unser	Miss. State	.7
1966	Del Unser	Miss. State	.7
1967	Scotty Long	Auburn	.11
1968	Stan Moss	Alabama	.7
1969	Phil Garner	Tennessee	.12
1970	Bobby Tucker	Tennessee	.10
1971	Phillip Stall	Miss. State	.11
1972	Bill Winchester	Vanderbilt	.9
1973	Butch Hobson	Alabama	.13
	Bobby Tucker	Tennessee	.13
1974	Ted Shipley	Vanderbilt	.10
1975	Larry Littleton	Georgia	.12
1976	LeRoy Robbins	Kentucky	.12
	Randy Gipson	Kentucky	.12
1977	Mark Barnthouse	Ole Miss	.12
1978	Del Bender	Miss. State	.17
1979	Scotti Madison	Vanderbilt	.15
1980	Chuck Barcliff	Tennessee	.20
1981	Bruce Castoria	Miss. State	.29
1982	Doug Gilcrease	Auburn	.17
1983	Rafael Palmeiro	Miss. State	.18
1984	Rafael Palmeiro	Miss. State	.29
1985	Will Clark	Miss. State	.25
1986	Doug Duke	Alabama	.27
1987	Joey Belle	LSU	.21
	Frank Thomas	Auburn	.21
1988	Craig Cala	LSU	.15
	Brian Reimsnyder	Florida	.15
1989	Tommy Raffo	Miss. State	.22
1990	Brian Jester	Georgia	.17
1991	Gary Hymel	LSU	.25
1992	Jeff Parnell	S. Carolina	.18
1993	Todd Walker	LSU	.22
1994	Jeff Abbott	Kentucky	.23
1995	Todd Helton	Tennessee	.20
1996	Eddy Furniss	LSU	.26
1997	Brandon Larson	LSU	.40
1998	Brad Cresse	LSU	.29
1999	John Wilson	Kentucky	.23
2000	Brad Cresse	LSU	.30
2001	Tim Whittaker	S. Carolina	.21
2002	Yaron Peters	S. Carolina	.29
2003	Beau Hearod	Alabama	.20
2004	Steve Pearce	S. Carolina	.21
2005	Matt LaPorta	Florida	.26
2006	Josh Morris	Georgia	.23
	Quinn Stewart	LSU	.23
2007	Danny Hamblin	Arkansas	.22
	Justin Smoak	S. Carolina	.22

2008	Gordon Beckham	Georgia	.28
	Matt Clark	LSU	.28
2009	Kent Matthes	Alabama	.28
2010	Hunter Morris	Auburn	.23
2011	Mike Zunino	Florida	.19
2012	Mike Zunino	Florida	.19
2013	Mason Katz	LSU	.16
	Hunter Renfroe	Miss. State	.16
2014	AJ Reed	Kentucky	.23

### RUNS BATTED IN

1960	Jake Gibbs	Ole Miss	.30
1961	Jake Gibbs	Ole Miss	.31
1962	Larry Nichols	Auburn	.32
1963	H.K. Etheridge	Miss. State	.30
	Tom Moore	Florida	.30
1964	Bill Blomgren	Florida	.27
1965	Jimmy Yawn	Ole Miss	.21
1966	Jack Earvin	Tennessee	.18
1967	Jimmy Yawn	Ole Miss	.34
1968	Stan Moss	Alabama	.26
1969	Whitey Adams	Ole Miss	.40
1970	Phil Garner	Tennessee	.35
1971	Phillip Stall	Miss. State	.37
1972	Bill Winchester	Vanderbilt	.55
1973	Rick Duncan	Vanderbilt	.51
1974	Rick Duncan	Vanderbilt	.45
1975	Rick Duncan	Vanderbilt	.51
1976	Rick Honeycutt	Tennessee	.57
1977	Mike Pomeranz	Ole Miss	.55
1978	David Lanning	Georgia	.64
1979	Tony Stevens	Florida	.74
1980	Jeff Pyburn	Georgia	.66
1981	Bruce Castoria	Miss. State	.98
1982	Bruce Castoria	Miss. State	.59
1983	David Magadan	Alabama	.95
1984	Rafael Palmeiro	Miss. State	.94
1985	Will Clark	Miss. State	.77
1986	Doug Duke	Alabama	.82
1987	Craig Faulkner	LSU	.69
1988	Craig Cala	LSU	.75
1989	Wes Grisham	LSU	.85
1990	J.R. Showalter	Georgia	.74
1991	Gary Hymel	LSU	.79
1992	Todd Walker	LSU	.76
1993	Todd Walker	LSU	.102
1994	Todd Helton	Tennessee	.80
1995	Todd Helton	Tennessee	.92
1996	Eddy Furniss	LSU	.103
1997	Brandon Larson	LSU	.118
1998	Brad Cresse	LSU	.90
	Josh Etheredge	Auburn	.90
1999	Casey Dunn	Auburn	.86
2000	Brad Cresse	LSU	.106
2001	Todd Linden	LSU	.76
2002	Yaron Peters	S. Carolina	.95
2003	Beau Hearod	Alabama	.82
2004	Warner Jones	Vanderbilt	.74



# THROUGH THE YEARS

ALABAMA • ARKANSAS • AUBURN • FLORIDA • GEORGIA • KENTUCKY • LSU • OLE MISS

## YEAR-BY-YEAR INDIVIDUAL LEADERS

2005	Matt LaPorta . . . . .	Florida . . . . .	79
2006	Mark Wright . . . . .	Ole Miss . . . . .	79
2007	Sean Coughlin . . . . .	Kentucky . . . . .	73
2008	Sawyer Carroll . . . . .	Kentucky . . . . .	83
2009	Rich Poythress . . . . .	Georgia . . . . .	86
2010	Hunter Morris . . . . .	Auburn . . . . .	76
2011	Preston Tucker . . . . .	Florida . . . . .	74
2012	Mike Zunino . . . . .	Florida . . . . .	67
2013	Mason Katz . . . . .	LSU . . . . .	70
2014	AJ Reed . . . . .	Kentucky . . . . .	73

1996	Chad Green . . . . .	Kentucky . . . . .	7
	Adam Sullivan . . . . .	Auburn . . . . .	7
	Jason McConnell . . . . .	Arkansas . . . . .	7
1997	Roberto Vaz . . . . .	Alabama . . . . .	9
1998	Scott Pratt . . . . .	Auburn . . . . .	6
1999	Michael Rosamond . . . . .	Ole Miss . . . . .	6
	Andy Phillips . . . . .	Alabama . . . . .	6
	Brian Rainwater . . . . .	Georgia . . . . .	6
	Derek Wigginton . . . . .	Alabama . . . . .	6
2000	Justin Parker . . . . .	Tennessee . . . . .	8
	Shane Kelly . . . . .	Miss. State . . . . .	8
2001	Chris Burke . . . . .	Tennessee . . . . .	11
2002	Kirk McConnell . . . . .	Arkansas . . . . .	8
2003	Javon Moran . . . . .	Auburn . . . . .	7
2004	Ryan Klosterman . . . . .	Vanderbilt . . . . .	8
2005	Clete Thomas . . . . .	Auburn . . . . .	6
2006	Joey Side . . . . .	Georgia . . . . .	9
2007	Justin Hentry . . . . .	Ole Miss . . . . .	8
2008	Ryan Schimpf . . . . .	LSU . . . . .	7
2009	Avery Barnes . . . . .	Florida . . . . .	6
2010	Zach Cone . . . . .	Georgia . . . . .	7
2011	Tony Kemp . . . . .	Vanderbilt . . . . .	7
2012	Tony Kemp . . . . .	Vanderbilt . . . . .	8
2013	Alex Bregman . . . . .	LSU . . . . .	7
	Adam Frazier . . . . .	Miss. State . . . . .	7
2014	Christin Stewart . . . . .	Tennessee . . . . .	6

	Greg Geren . . . . .	Tennessee . . . . .	20
1982	Mike Botkin . . . . .	Kentucky . . . . .	24
1983	David Magadan . . . . .	Alabama . . . . .	31
1984	Scott Ruskin . . . . .	Florida . . . . .	21
1985	Chris Lombardoizzi . . . . .	Florida . . . . .	23
1986	Jeff Yurtin . . . . .	LSU . . . . .	24
1987	Tony Haney . . . . .	Auburn . . . . .	25
1988	Vince Castaldo . . . . .	Kentucky . . . . .	27
1989	Pete Young . . . . .	Miss. State . . . . .	27
1990	Bruce Chick . . . . .	Georgia . . . . .	24
1991	Doug Radziewicz . . . . .	Georgia . . . . .	31
1992	Blaise Kozeniewski . . . . .	Georgia . . . . .	25
1993	Todd Helton . . . . .	Tennessee . . . . .	22
1994	Russ Johnson . . . . .	LSU . . . . .	26
1995	Todd Helton . . . . .	Tennessee . . . . .	27
1996	Scott Schroeffel . . . . .	Tennessee . . . . .	29
1997	Matt Erickson . . . . .	Arkansas . . . . .	27
1998	Jeff Pickler . . . . .	Tennessee . . . . .	30
1999	Chris Burke . . . . .	Tennessee . . . . .	25
2000	Brad Hawpe . . . . .	LSU . . . . .	36
2001	Adam Swann . . . . .	Georgia . . . . .	26
2002	Steve Thomas . . . . .	S. Carolina . . . . .	26
2003	Adam Pavkovich . . . . .	Alabama . . . . .	27
2004	Warner Jones . . . . .	Vanderbilt . . . . .	27
2005	Karl Amonite . . . . .	Auburn . . . . .	25
2006	Chris Coghlan . . . . .	Ole Miss . . . . .	22
	Ryan Strieby . . . . .	Kentucky . . . . .	22
2007	Mitch Moreland . . . . .	Miss. State . . . . .	26
2008	Chris Wade . . . . .	Kentucky . . . . .	24
2009	Andrew Crisp . . . . .	S. Carolina . . . . .	23
2010	Jason Esposito . . . . .	Vanderbilt . . . . .	25
2011	Mike Zunino . . . . .	Florida . . . . .	23
	Preston Tucker . . . . .	Florida . . . . .	23
2012	Mike Zunino . . . . .	Florida . . . . .	28
2013	Adam Frazier . . . . .	Miss. State . . . . .	20
2014	Dansby Swanson . . . . .	Vanderbilt . . . . .	27

### TRIPLES

1960	Ken Chapman . . . . .	Alabama . . . . .	5
1961	Jake Gibbs . . . . .	Ole Miss . . . . .	5
1962	George Shuford . . . . .	Tennessee . . . . .	6
1963	Tommy Keyes . . . . .	Ole Miss . . . . .	8
1964	Jimmy Barfield . . . . .	Auburn . . . . .	6
1965	Frank Fryer . . . . .	Auburn . . . . .	5
1966-67	No Record		
1968	Phillip Stall . . . . .	Miss. State . . . . .	3
	Rod Wright . . . . .	Florida . . . . .	3
1969	Sam Ewing . . . . .	Tennessee . . . . .	7
1970	Archie Manning . . . . .	Ole Miss . . . . .	6
1971	Dave Bair . . . . .	Kentucky . . . . .	7
1972	Jim Carter . . . . .	Georgia . . . . .	6
1973	Mark Hatchett . . . . .	Auburn . . . . .	5
1974	Marvis Foley . . . . .	Kentucky . . . . .	7
1975	Rick Duncan . . . . .	Vanderbilt . . . . .	6
1976	Ron Hamilton . . . . .	Alabama . . . . .	5
1977	Joe Ward . . . . .	Florida . . . . .	5
1978	Jim Watkins . . . . .	Florida . . . . .	7
1979	Mike Kelley . . . . .	Miss. State . . . . .	12
1980	David Barnes . . . . .	Florida . . . . .	5
	Keith Street . . . . .	Georgia . . . . .	5
	Johnny Tutt . . . . .	Auburn . . . . .	5
1981	Chip Moses . . . . .	LSU . . . . .	5
	Bobby Pierce . . . . .	Alabama . . . . .	5
	Brad Winkler . . . . .	Miss. State . . . . .	5
1982	Albie Scoggins . . . . .	Florida . . . . .	6
1983	Mark Howie . . . . .	LSU . . . . .	7
	John Dunlap . . . . .	Florida . . . . .	7
1984	Chris Padget . . . . .	Ole Miss . . . . .	7
	Rock Wilson . . . . .	Auburn . . . . .	7
1985	Joey Cora . . . . .	Vanderbilt . . . . .	6
	Gator Thiesen . . . . .	Miss. State . . . . .	6
1986	Trey Gainous . . . . .	Auburn . . . . .	10
1987	Rock Wilson . . . . .	Auburn . . . . .	7
1988	Mike Moberg . . . . .	Florida . . . . .	6
1989	Wes Grisham . . . . .	LSU . . . . .	6
1990	Rich Cordani . . . . .	LSU . . . . .	6
1991	Kevin Kessinger . . . . .	Ole Miss . . . . .	8
1992	Todd Crane . . . . .	Georgia . . . . .	7
1993	Brian Duva . . . . .	Florida . . . . .	11
1994	Bob Hughes . . . . .	Arkansas . . . . .	9
1995	Ryan Montgomery . . . . .	Vanderbilt . . . . .	6
	David Dellucci . . . . .	Ole Miss . . . . .	6
	Mike Klostermeyer . . . . .	LSU . . . . .	6
	Ty Bilderback . . . . .	Arkansas . . . . .	6

### DOUBLES

1960	Jake Gibbs . . . . .	Ole Miss . . . . .	9
1961	Bobby Corrett . . . . .	Tulane . . . . .	6
	Ben Catchings . . . . .	Auburn . . . . .	6
1962	Larry Nichols . . . . .	Auburn . . . . .	11
1963	Bill Etheridge . . . . .	Miss. State . . . . .	7
	Wayne Meadows . . . . .	Miss. State . . . . .	7
	Cotton Nash . . . . .	Kentucky . . . . .	7
	Ray Nord . . . . .	Tulane . . . . .	7
1964	Jimmy Barfield . . . . .	Auburn . . . . .	9
1965	Bill Scudden . . . . .	Alabama . . . . .	7
1966	Jimmy Yawn . . . . .	Ole Miss . . . . .	12
1967	Jimmy Yawn . . . . .	Ole Miss . . . . .	10
1968	Stan Moss . . . . .	Alabama . . . . .	8
1969	Archie Manning . . . . .	Ole Miss . . . . .	13
1970	Sam Ewing . . . . .	Tennessee . . . . .	11
1971	Ken Dempsey . . . . .	Auburn . . . . .	12
	Jerry Reasonover . . . . .	Vanderbilt . . . . .	12
1972	Bobby Tucker . . . . .	Tennessee . . . . .	14
	Ray Hull . . . . .	Florida . . . . .	14
1973	Rick Duncan . . . . .	Vanderbilt . . . . .	11
1974	Rick Duncan . . . . .	Vanderbilt . . . . .	14
1975	James White . . . . .	Alabama . . . . .	16
1976	Rick Honeycutt . . . . .	Tennessee . . . . .	17
1977	Dean Empie . . . . .	Florida . . . . .	18
1978	Joe Stewart . . . . .	Georgia . . . . .	18
1979	Tony Stevens . . . . .	Florida . . . . .	19
	Tim Weisheim . . . . .	Miss. State . . . . .	19
1980	Bobby Pierce . . . . .	Alabama . . . . .	18
1981	David Magadan . . . . .	Alabama . . . . .	20
	Bill Sandry . . . . .	Kentucky . . . . .	20

### STOLEN BASES

1961	Jake Gibbs . . . . .	Ole Miss . . . . .	18
1962	Donnie Kessinger . . . . .	Ole Miss . . . . .	20
1963	Tom Moore . . . . .	Florida . . . . .	17
1964	Donnie Kessinger . . . . .	Ole Miss . . . . .	18
1965	No Record		
1966	Charley Williams . . . . .	Ole Miss . . . . .	19
1967	No Record		
1968	John Shaw . . . . .	Ole Miss . . . . .	22
1969	John Shaw . . . . .	Ole Miss . . . . .	19
	Archie Manning . . . . .	Ole Miss . . . . .	19
1970	John Shaw . . . . .	Ole Miss . . . . .	28
1971	Jimmy Conn . . . . .	Vanderbilt . . . . .	30
1972	Mike Sonderegger . . . . .	LSU . . . . .	19
1973	Rick Duncan . . . . .	Vanderbilt . . . . .	22
1974	Ted Shipley . . . . .	Vanderbilt . . . . .	39
1975	Larry Wright . . . . .	LSU . . . . .	25
1976	Nick Belmonte . . . . .	Florida . . . . .	42
1977	Jimmy Sherrill . . . . .	Kentucky . . . . .	35
1978	Dom Fucci . . . . .	Auburn . . . . .	28
1979	Jim Watkins . . . . .	Florida . . . . .	37



# THROUGH THE YEARS

MISSISSIPPI STATE • MISSOURI • SOUTH CAROLINA • TENNESSEE • TEXAS A&M • VANDERBILT



## YEAR-BY-YEAR INDIVIDUAL LEADERS

1980 Rodney Bellamy . . . . . Georgia . . . . . 30	Rick Honeycutt . . . . . Tennessee . . . . . 65	1973 Ted Shipley . . . . . Vanderbilt . . . . . 44
1981 David Fowke . . . . . Alabama . . . . . 50	1977 Mike Kelley . . . . . Miss. State . . . . . 74	1974 Marvis Foley . . . . . Kentucky . . . . . 41
1982 Charles De France . . . . . Vanderbilt . . . . . 39	1978 Russ Aldrich . . . . . Miss. State . . . . . 73	Sonny Denniston . . . . . Kentucky . . . . . 41
1983 Albie Scoggins . . . . . Florida . . . . . 22	1979 Mike Kelley . . . . . Miss. State . . . . . 94	1975 Rick Duncan . . . . . Vanderbilt . . . . . 46
Kirk Hanson . . . . . Ole Miss . . . . . 22	1980 Scotti Madison . . . . . Vanderbilt . . . . . 81	1976 LeRoy Robbins . . . . . Kentucky . . . . . 47
1984 Joey Cora . . . . . Vanderbilt . . . . . 24	1981 Mark Gillaspie . . . . . Miss. State . . . . . 85	1977 Roger Holt . . . . . Florida . . . . . 60
Rory Alonzo . . . . . Florida . . . . . 24	1982 Rick Fuentes . . . . . Georgia . . . . . 81	1978 Dom Fucci . . . . . Auburn . . . . . 58
1985 Joey Cora . . . . . Vanderbilt . . . . . 41	1983 David Magadan . . . . . Alabama . . . . . 114	1979 Mike Kelley . . . . . Miss. State . . . . . 74
1986 Ted Williams . . . . . Alabama . . . . . 44	1984 Rafael Palmeiro . . . . . Miss. State . . . . . 98	1980 Jeff Pyburn . . . . . Georgia . . . . . 54
1987 Rod Hartwig . . . . . LSU . . . . . 42	1985 Will Clark . . . . . Miss. State . . . . . 94	1981 Mark Gillaspie . . . . . Miss. State . . . . . 81
1988 Robert Fletcher . . . . . Alabama . . . . . 33	1986 Mike Twardoski . . . . . Alabama . . . . . 94	1982 David Jackson . . . . . Georgia . . . . . 61
1989 Mike Basse . . . . . Tennessee . . . . . 53	1987 Scott Bohlke . . . . . Georgia . . . . . 92	1983 Bret Elbin . . . . . Alabama . . . . . 88
1990 Mike Basse . . . . . Tennessee . . . . . 43	1988 Vince Castaldo . . . . . Kentucky . . . . . 86	1984 Rafael Palmeiro . . . . . Miss. State . . . . . 87
1991 Mike Basse . . . . . Tennessee . . . . . 49	1989 Wes Grisham . . . . . LSU . . . . . 106	1985 Will Clark . . . . . Miss. State . . . . . 75
1992 Jose Vasquez . . . . . Tennessee . . . . . 35	1990 Wes Grisham . . . . . LSU . . . . . 100	1986 Mike Twardoski . . . . . Alabama . . . . . 73
1993 Vegrin Hightower . . . . . Vanderbilt . . . . . 46	1991 Dave Majeski . . . . . Florida . . . . . 96	1987 Scott Bohlke . . . . . Georgia . . . . . 72
1994 Richie Wyman . . . . . Tennessee . . . . . 34	1992 Todd Walker . . . . . LSU . . . . . 100	1988 Billy White . . . . . Kentucky . . . . . 74
1995 Chad Green . . . . . Kentucky . . . . . 54	1993 Todd Walker . . . . . LSU . . . . . 109	1989 Jody Hurst . . . . . Miss. State . . . . . 79
1996 Chad Green . . . . . Kentucky . . . . . 55	1994 Jay Waggoner . . . . . Auburn . . . . . 119	1990 J.R. Showalter . . . . . Georgia . . . . . 75
1997 Clay Greene . . . . . Tennessee . . . . . 54	1995 Todd Helton . . . . . Tennessee . . . . . 105	1991 Lyle Mouton . . . . . LSU . . . . . 78
1998 Mike Curry . . . . . S. Carolina . . . . . 59	1996 Dax Norris . . . . . Alabama . . . . . 105	1992 Todd Walker . . . . . LSU . . . . . 72
1999 Brian Roberts . . . . . S. Carolina . . . . . 67	1997 Brandon Larson . . . . . LSU . . . . . 110	1993 Todd Walker . . . . . LSU . . . . . 85
2000 Stevie Daniel . . . . . Tennessee . . . . . 58	1998 Jeff Pickler . . . . . Tennessee . . . . . 109	1994 Todd Walker . . . . . LSU . . . . . 77
2001 Chris Burke . . . . . Tennessee . . . . . 49	1999 G.W. Keller . . . . . Alabama . . . . . 107	1995 Todd Helton . . . . . Tennessee . . . . . 86
2002 Drew Meyer . . . . . S. Carolina . . . . . 39	2000 Chris Burke . . . . . Tennessee . . . . . 109	1996 Nathan Dunn . . . . . LSU . . . . . 95
2003 Jordan Czarniecki . . . . . Tennessee . . . . . 32	2001 Chris Burke . . . . . Tennessee . . . . . 118	1997 Roberto Vaz . . . . . Alabama . . . . . 87
2004 Antoan Richardson . . . . . Vanderbilt . . . . . 32	2002 Drew Meyer . . . . . S. Carolina . . . . . 120	Eric Hinske . . . . . Arkansas . . . . . 87
2005 Eli Iorg . . . . . Tennessee . . . . . 27	2003 Brian Buscher . . . . . S. Carolina . . . . . 106	1998 Mike Curry . . . . . S. Carolina . . . . . 102
2006 Emeel Salem . . . . . Alabama . . . . . 36	2004 Warner Jones . . . . . Vanderbilt . . . . . 111	1999 G.W. Keller . . . . . Alabama . . . . . 85
2007 Andy Simunic . . . . . Tennessee . . . . . 29	2005 Brian Pettway . . . . . Ole Miss . . . . . 102	2000 Mike Fontenot . . . . . LSU . . . . . 93
2008 Dominic de la Osa . . . . . Vanderbilt . . . . . 27	2006 Joey Side . . . . . Georgia . . . . . 111	2001 Chris Burke . . . . . Tennessee . . . . . 105
2009 Jordan Henry . . . . . Ole Miss . . . . . 38	2007 Pedro Alvarez . . . . . Vanderbilt . . . . . 105	2002 Mark Kiger . . . . . Florida . . . . . 90
2010 Chris Bisson . . . . . Kentucky . . . . . 32	2008 Gordon Beckham . . . . . Georgia . . . . . 113	2003 Aaron Hill . . . . . LSU . . . . . 68
2011 Khayyan Norfolk . . . . . Tennessee . . . . . 29	2009 DJ LeMahieu . . . . . LSU . . . . . 96	2004 Ryan Klosterman . . . . . Vanderbilt . . . . . 72
Mikie Mahtook . . . . . LSU . . . . . 29	2010 Josh Rutledge . . . . . Alabama . . . . . 107	2005 Chase Headley . . . . . Tennessee . . . . . 82
2012 Jay Gonzalez . . . . . Auburn . . . . . 30	2011 Mike Zunino . . . . . Florida . . . . . 98	2006 Chris Coghlan . . . . . Ole Miss . . . . . 75
2013 Tony Kemp . . . . . Vanderbilt . . . . . 34	2012 Raph Rhymes . . . . . LSU . . . . . 100	2007 Pederro Alvarez . . . . . Vanderbilt . . . . . 76
2014 Braxton Lee . . . . . Ole Miss . . . . . 30	2013 Adam Frazier . . . . . Miss. State . . . . . 107	2008 Gordon Beckham . . . . . Georgia . . . . . 97
	2014 Auston Bousfield . . . . . Ole Miss . . . . . 96	2009 Avery Barnes . . . . . Florida . . . . . 76

### HITS

1960 Jake Gibbs . . . . . Ole Miss . . . . . 42
1961 John Bailey . . . . . LSU . . . . . 32
1962 Donnie Kessinger . . . . . Ole Miss . . . . . 41
1963 Wayne Meadows . . . . . Miss. State . . . . . 42
1964 Donnie Kessinger . . . . . Ole Miss . . . . . 56
1965 Mike Burns . . . . . Miss. State . . . . . 24
1966 Jimmy Yawn . . . . . Ole Miss . . . . . 28
1967 George Johnson . . . . . Alabama . . . . . 55
1968 Frank Baldasare . . . . . Auburn . . . . . 45
1969 Skip Lujack . . . . . Florida . . . . . 49
1970 Tonys Dobies . . . . . Florida . . . . . 51
1971 Jerry Reasonover . . . . . Vanderbilt . . . . . 70
1972 Steve Estep . . . . . Vanderbilt . . . . . 70
1973 Ted Shipley . . . . . Vanderbilt . . . . . 65
1974 Rick Duncan . . . . . Vanderbilt . . . . . 68
1975 Rick Duncan . . . . . Vanderbilt . . . . . 73
1976 Robbie Howard . . . . . Tennessee . . . . . 65
Brad Bradshaw . . . . . Tennessee . . . . . 65

### RUNS SCORED

1960 Jake Gibbs . . . . . Ole Miss . . . . . 28
1961 Jake Gibbs . . . . . Ole Miss . . . . . 31
1962 Tom Moore . . . . . Florida . . . . . 29
Ken Hudgens . . . . . Tennessee . . . . . 29
1963 Carol Lanoux . . . . . Florida . . . . . 32
1964 Otis Bibb . . . . . Auburn . . . . . 30
1965 Del Unser . . . . . Miss. State . . . . . 19
1966 Ron Robinson . . . . . Ole Miss . . . . . 15
Bob Lannom . . . . . Tennessee . . . . . 15
1967 George Johnson . . . . . Alabama . . . . . 32
1968 Richard Trapp . . . . . Florida . . . . . 27
1969 Archie Manning . . . . . Ole Miss . . . . . 35
1970 Archie Manning . . . . . Ole Miss . . . . . 33
Sam Ewing . . . . . Tennessee . . . . . 33
1971 Phillip Stall . . . . . Miss. State . . . . . 42
Steve Estep . . . . . Vanderbilt . . . . . 42
1972 Bill Winchester . . . . . Vanderbilt . . . . . 48

### PITCHING-WINS

1960 Don Porter . . . . . Ole Miss . . . . . 7
Denny Blomquist . . . . . Ole Miss . . . . . 7
Larry Williams . . . . . Ole Miss . . . . . 7
1961 Allen Smith . . . . . LSU . . . . . 10
1962 Frank Montgomery . . . . . Miss. State . . . . . 9
1963 Joe Overton . . . . . Auburn . . . . . 8
1964 Jimmy Crysel . . . . . Auburn . . . . . 9
1965 Ken Tatum . . . . . Miss. State . . . . . 6
1966 Ken Tatum . . . . . Miss. State . . . . . 6
1967 Q.V. Lowe . . . . . Auburn . . . . . 15
1968 Glenn Pickren . . . . . Florida . . . . . 9
1969 Jim Courier . . . . . Florida . . . . . 11



# THROUGH THE YEARS

ALABAMA • ARKANSAS • AUBURN • FLORIDA • GEORGIA • KENTUCKY • LSU • OLE MISS

## YEAR-BY-YEAR INDIVIDUAL LEADERS

1970	Brantley Jones	Miss. State	. . . . .9
1971	Mike Proffitt	Miss. State	. . . . .11
1972	Jim Pittman	Ole Miss	. . . . .8
	Randy Wiles	LSU	. . . . .8
1973	Jeff Peebles	Vanderbilt	. . . . .12
1974	Doug Corbett	Florida	. . . . .12
1975	Pat Moock	LSU	. . . . .10
1976	Paul Stefan	LSU	. . . . .10
	Robert Hudson	Alabama	. . . . .10
1977	Rich Zibilich	Ole Miss	. . . . .11
1978	Ron Crum	Florida	. . . . .8
	Jack Lozorko	Miss. State	. . . . .8
	Peter Teixeira	Florida	. . . . .8
	Bruce Maher	Miss. State	. . . . .8
1979	Ken Kurtz	Miss. State	. . . . .12
	Joe Geoger	Kentucky	. . . . .12
1980	Larry Mikesell	Florida	. . . . .10
1981	Don Mundie	Miss. State	. . . . .14
1982	Teddy Carson	Tennessee	. . . . .11
	Rich Bombard	Florida	. . . . .11
1983	Hans Herzog	Miss. State	. . . . .12
1984	Jeff Brantley	Miss. State	. . . . .13
1985	Jeff Brantley	Miss. State	. . . . .18
1986	Stan Loewer	LSU	. . . . .14
1987	Derek Lilliquist	Georgia	. . . . .14
1988	Jeff Gibcumb	Florida	. . . . .16
1989	Curtis Leskanic	LSU	. . . . .15
1990	Paul Byrd	LSU	. . . . .17
1991	Chad Ogea	LSU	. . . . .14
1992	Lloyd Peever	LSU	. . . . .14
1993	John Powell	Auburn	. . . . .15
1994	R. A. Dickey	Tennessee	. . . . .15
1995	Ryan Halla	Auburn	. . . . .16
1996	John Kaufman	Florida	. . . . .11
	Tim Young	Alabama	. . . . .11
	Eddie Yarnall	LSU	. . . . .11
1997	Tim Hudson	Auburn	. . . . .15
1998	Hayden Gliemmo	Auburn	. . . . .13
1999	Brent Schoening	Auburn	. . . . .13
	Kurt Ainsworth	LSU	. . . . .13
	Hayden Gliemmo	Auburn	. . . . .13
2000	Kip Bouknight	S. Carolina	. . . . .17
2001	Lane Mestepey	LSU	. . . . .11
2002	Alex Hart	Florida	. . . . .13
2003	David Marchbanks	S. Carolina	. . . . .15
2004	Aaron Rawl	S. Carolina	. . . . .13
2005	Luke Hochevar	Tennessee	. . . . .15
2006	Wade LeBlanc	Alabama	. . . . .11
	Craig Satterwhite	Ole Miss	. . . . .11
2007	Casey Weathers	Vanderbilt	. . . . .12
2008	Jared Bradford	LSU	. . . . .10
2009	Louis Coleman	LSU	. . . . .14
2010	Blake Cooper	S. Carolina	. . . . .13
2011	Michael Roth	S. Carolina	. . . . .14
2012	Kevin Gausman	LSU	. . . . .12
2013	Tyler Beede	Vanderbilt	. . . . .14
2014	Walker Buehler	Vanderbilt	. . . . .12
	AJ Reed	Kentucky	. . . . .12

### EARNED RUN AVERAGE

1960	Guy Parker	Miss. State	. . . . .2.84
1961	Allen Smith	LSU	. . . . .1.34
1962	Frank Montgomery	Miss. State	. . . . .0.81
1963	Joe Overton	Auburn	. . . . .1.26
1964	Richie Prine	Ole Miss	. . . . .1.10
1965	Mike Sharpe	Auburn	. . . . .1.79
1966	Bruc Badier	LSU	. . . . .0.88
1967	Mike Sills	Kentucky	. . . . .1.08
1968	George Simmons	Auburn	. . . . .1.25
1969	Mike Innes	Alabama	. . . . .1.09
1970	Dennis Hall	Miss. State	. . . . .0.63
1971	Jeff Peebles	Vanderbilt	. . . . .1.56
1972	Jeff Peebles	Vanderbilt	. . . . .1.30
1973	Butch Holmes	Miss. State	. . . . .1.07
1974	Terry Leach	Auburn	. . . . .1.30
1975	Ed McGraw	Kentucky	. . . . .0.73
1976	Robert Hudson	Auburn	. . . . .1.74
1977	Chuck Fore	Georgia	. . . . .1.67
1978	Ron Crum	Florida	. . . . .2.81
1979	Ken Kurtz	Miss. State	. . . . .2.09
1980	Don Schneider	LSU	. . . . .1.38
1981	Jeff Keener	Kentucky	. . . . .0.51
1982	Bryan Farmer	Ole Miss	. . . . .2.31
1983	Clay Daniel	Florida	. . . . .2.26
1984	Byron Jefferson	Florida	. . . . .2.02
1985	Gene Morgan	Miss. State	. . . . .2.28
1986	Barry Manuel	LSU	. . . . .2.37
1987	Gregg Olson	Auburn	. . . . .1.27
1988	Gregg Olson	Auburn	. . . . .2.00
1989	Dave Fleming	Georgia	. . . . .2.08
1990	Jon Harden	Miss. State	. . . . .2.21
1991	John Burke	Florida	. . . . .2.25
1992	Jon Harden	Miss. State	. . . . .1.94
1993	Brett Laxton	LSU	. . . . .1.98
1994	Gary Rath	Miss. State	. . . . .1.71
1995	Todd Helton	Tennessee	. . . . .1.66
1996	Paul Rigdon	Florida	. . . . .2.19
1997	Damon Yee	Vanderbilt	. . . . .2.33
1998	Josh Fogg	Florida	. . . . .2.03
1999	Hank Thoms	Miss. State	. . . . .2.66
2000	Jamie Bennett	Tennessee	. . . . .2.71
2001	Lance Cormier	Alabama	. . . . .2.30
2002	Lane Mestepey	LSU	. . . . .2.59
2003	Levale Speigner	Auburn	. . . . .2.42
2004	Taylor Tankersley	Alabama	. . . . .2.00
2005	Luke Hochaver	Tennessee	. . . . .2.26
2006	Justin Pigott	Miss. State	. . . . .1.66
2007	David Price	Vanderbilt	. . . . .2.63
2008	Aaron Weatherford	Miss. State	. . . . .0.85
2009	Louis Coleman	LSU	. . . . .2.93
2010	Drew Pomeranz	Ole Miss	. . . . .2.24
2011	Michael Roth	S. Carolina	. . . . .1.06
2012	Chris Statton	Miss. State	. . . . .2.38
2013	Ryan Stanek	Arkansas	. . . . .1.39
2014	Aaron Nola	LSU	. . . . .1.47

### STRIKEOUTS

1960	Jerry Merriman	Miss. State	. . . . .
1961	Sammy Ellis	Miss. State	. . . . .73
1962	Frank Montgomery	Miss. State	. . . . .102
1963	Frank Montgomery	Miss. State	. . . . .86
1964	Charlie Anderson	Florida	. . . . .75
1965	John Olagues	Tulane	. . . . .96
1966	Ken Tatum	Miss. State	. . . . .86
1967	Q.V. Lowe	Auburn	. . . . .123
1968	Tony Smith	Auburn	. . . . .81
1969	Elliott Jones	Vanderbilt	. . . . .112
1970	Doug Wessel	Vanderbilt	. . . . .97
	Mike Willis	Vanderbilt	. . . . .97
1971	Doug Wessel	Vanderbilt	. . . . .131
1972	Randy Wiles	LSU	. . . . .116
1973	Jeff Peebles	Vanderbilt	. . . . .113
1974	Rick Rhodes	Vanderbilt	. . . . .73
1975	Paul Stefan	LSU	. . . . .73
1976	Paul Stefan	LSU	. . . . .83
1977	Bobby Sprowl	Alabama	. . . . .118
1978	Bill Aldridge	Tennessee	. . . . .76
1979	Ken Kurtz	Miss. State	. . . . .100
1980	Jeff Keener	Kentucky	. . . . .74
1981	Don Mundie	Miss. State	. . . . .91
1982	Teddy Carson	Tennessee	. . . . .64
1983	Cal Santarelli	LSU	. . . . .91
1984	Jeff Brantley	Miss. State	. . . . .115
1985	Jeff Brantley	Miss. State	. . . . .136
1986	Mark Guthrie	LSU	. . . . .122
1987	Derek Lilliquist	Georgia	. . . . .190
1988	Russell Springer	LSU	. . . . .156
1989	Ben McDonald	LSU	. . . . .202
1990	Dave Fleming	Georgia	. . . . .163
1991	Chad Ogea	LSU	. . . . .140
1992	B.J. Wallace	Miss. State	. . . . .145
1993	John Powell	Auburn	. . . . .191
1994	Rob Bonanno	Florida	. . . . .148
1995	Scott Schultz	LSU	. . . . .150
1996	Eric DuBose	Miss. State	. . . . .174
1997	Tim Hudson	Auburn	. . . . .165
1998	Brad Wilkerson	Florida	. . . . .136
1999	Kurt Ainsworth	LSU	. . . . .157
2000	Kip Bouknight	S. Carolina	. . . . .143
2001	Wyatt Allen	Tennessee	. . . . .110
2002	Joseph Blanton	Kentucky	. . . . .133
2003	Jeremy Soweres	Vanderbilt	. . . . .123
2004	Matt Campbell	S. Carolina	. . . . .145
2005	Luke Hochevar	Tennessee	. . . . .154
2006	David Price	Vanderbilt	. . . . .155
2007	David Price	Vanderbilt	. . . . .194
2008	Scott Bittle	Ole Miss	. . . . .130
2009	Anthony Renaudo	LSU	. . . . .159
2010	Drew Pomeranz	Ole Miss	. . . . .139
2011	Sonny Gray	Vanderbilt	. . . . .132
2012	Kevin Gausman	LSU	. . . . .135
2013	Aaron Nola	LSU	. . . . .122
2014	Aaron Nola	LSU	. . . . .134

# THROUGH THE YEARS

MISSISSIPPI STATE • MISSOURI • SOUTH CAROLINA • TENNESSEE • TEXAS A&M • VANDERBILT



## SEC STATISTICAL TEAM LEADERS

### BATTING AVERAGE

1980	Georgia	.360
1981	Georgia	.327
1982	Georgia	.325
1983	Alabama	.333
1984	Georgia	.312
1985	Vanderbilt	.327
1986	Alabama	.314
1987	Georgia	.325
1988	Mississippi State	.324
1989	Mississippi State	.317
1990	LSU	.325
1991	Tennessee	.311
1992	South Carolina	.316
1993	Auburn	.315
1994	Auburn	.320
1995	Auburn	.310
1996	LSU	.318
1997	South Carolina	.341
	Auburn	.341
	Arkansas	.341
1998	Tennessee	.340
1999	Mississippi State	.335
2000	LSU	.340
2001	LSU	.318
2002	Florida	.346
2003	Florida	.320
2004	LSU	.333
2005	Tennessee	.331
2006	Ole Miss	.309
2007	Vanderbilt	.324
2008	Kentucky	.317
2009	Alabama	.330
2010	Auburn	.348
2011	Vanderbilt	.315
2012	Auburn	.304
2013	Vanderbilt	.313
2014	Kentucky	.299

### HOME RUNS

1980	Georgia	74
1981	Mississippi State	77
1982	Auburn	57
1983	Mississippi State	72
1984	Mississippi State	83
1985	Georgia	88
1986	Alabama	95
1987	Georgia	102
1988	Mississippi State	73
1989	Mississippi State	96
1990	Georgia	86
1991	Kentucky	86
1992	South Carolina	83
1993	LSU	85
1994	Kentucky	110
1995	LSU	81
1996	LSU	131
1997	LSU	188
1998	LSU	157
1999	Alabama	120

2000	South Carolina	105
2001	South Carolina	110
2002	South Carolina	122
2003	LSU	85
2004	South Carolina	106
2005	Florida	85
2006	Kentucky	99
2007	South Carolina	113
2008	South Carolina	110
2009	South Carolina	109
	Georgia	109
2010	Auburn	131
2011	Florida	69
2012	Florida	75
2013	South Carolina	52
2014	Kentucky	60

### RUNS BATTED IN

1980	Florida	411
1981	Mississippi State	458
1982	Georgia	383
1983	Mississippi State	461
1984	Mississippi State	461
1985	Mississippi State	444
1986	Alabama	427
1987	LSU	434
1988	Mississippi State	491
1989	Mississippi State	549
1990	LSU	515
1991	LSU	488
1992	South Carolina	455
1993	LSU	527
1994	Tennessee	466
1995	LSU	457
1996	LSU	583
1997	LSU	632
1998	Florida	545
1999	Alabama	555
2000	LSU	598
2001	LSU	514
2002	Florida	567
2003	LSU	477
2004	LSU	473
2005	Tennessee	487
2006	Georgia	457
2007	South Carolina	487
2008	LSU	488
2009	LSU	532
2010	Auburn	549
2011	Florida	421
2012	LSU	368
2013	Vanderbilt	418
2014	Kentucky	423

### TRIPLES

1980	Florida	29
1981	Alabama	18
	Mississippi State	18
1982	Florida	25
1983	Florida	25

1984	Alabama	19
	Mississippi State	19
1985	Auburn	22
1986	Auburn	26
1987	LSU	18
1988	LSU	19
1989	LSU	26
1990	LSU	27
1991	Ole Miss	34
1992	Arkansas	30
1993	LSU	37
1994	Arkansas	38
1995	Arkansas	34
1996	Arkansas	31
1997	Alabama	34
1998	Auburn	19
	Florida	19
	Alabama	19
1999	Alabama	31
2000	Tennessee	32
2001	Tennessee	24
2002	Florida	26
2003	Auburn	21
2004	Vanderbilt	26
2005	Kentucky	19
	Tennessee	19
2006	Georgia	27
2007	Kentucky	22
2008	LSU	28
2009	LSU	19
2010	LSU	24
2011	South Carolina	18
2012	Vanderbilt	19
	South Carolina	19
	Auburn	19
2013	Vanderbilt	17
	Texas A&M	17
2014	Tennessee	16

### DOUBLES

1980	Florida	115
1981	Florida	125
1982	Auburn	93
1983	Alabama	129
1984	Florida	117
1985	Mississippi State	135
1986	Mississippi State	135
1987	Georgia	140
1988	Mississippi State	145
1989	Mississippi State	157
1990	LSU	156
1991	LSU	138
1992	South Carolina	148
1993	LSU	152
1994	Kentucky	134
1995	Auburn	152
1996	Alabama	159
1997	Arkansas	168
1998	Auburn	165
1999	Alabama	161
2000	LSU	194



# THROUGH THE YEARS

ALABAMA • ARKANSAS • AUBURN • FLORIDA • GEORGIA • KENTUCKY • LSU • OLE MISS

## SEC STATISTICAL TEAM LEADERS

2001	Tennessee	137
2002	South Carolina	178
2003	LSU	147
2004	Tennessee	154
2005	Tennessee	157
2006	Kentucky	146
2007	Vanderbilt	158
2008	Kentucky	151
2009	LSU	142
	Alabama	142
2010	Vanderbilt	160
2011	Florida	143
2012	Kentucky	123
2013	LSU	128
2014	Vanderbilt	145

### STOLEN BASES

1980	Georgia	101
1981	Alabama	141
1982	Vanderbilt	101
1983	Mississippi State	86
1984	Florida	98
1985	Florida	112
1986	Tennessee	122
1987	LSU	156
1988	Alabama	70
1989	Vanderbilt	182
1990	Tennessee	159
1991	Tennessee	174
1992	Tennessee	137
1993	South Carolina	141
1994	Tennessee	136
1995	Tennessee	138
	Arkansas	138
1996	Kentucky	142
1997	Tennessee	116
1998	South Carolina	108
1999	South Carolina	143
2000	Tennessee	215
2001	Tennessee	160
2002	Georgia	95
2003	Tennessee	82
2004	Arkansas	111
2005	Tennessee	112
2006	Ole Miss	95
2007	Auburn	105
2008	Florida	109
2009	LSU	114
2010	Kentucky	119
2011	Arkansas	122
2012	Auburn	113
2013	Vanderbilt	139
2014	Vanderbilt	120

### HITS

1980	Florida	600
1981	Florida	643
1982	Florida	632
1983	Alabama	662
1984	Mississippi State	611

1985	Mississippi State	628
1986	LSU	696
1987	Georgia	698
1988	Mississippi State	717
1989	Mississippi State	778
1990	LSU	807
1991	Florida	712
1992	South Carolina	700
1993	LSU	737
1994	Auburn	744
1995	Tennessee	753
1996	Florida	771
1997	Alabama	860
1998	Auburn	789
1999	Alabama	827
2000	LSU	864
2001	LSU	754
2002	South Carolina	868
2003	LSU	777
2004	LSU	791
2005	Tennessee	788
2006	Georgia	786
2007	Vanderbilt	782
2008	Georgia	787
2009	LSU	783
2010	Auburn	816
2011	Florida	755
2012	Kentucky	641
2013	LSU	722
2014	Ole Miss	720

### RUNS SCORED

1980	Florida	463
1981	Mississippi State	515
1982	Florida	437
1983	Mississippi State	515
1984	Mississippi State	505
1985	Mississippi State	504
1986	LSU	542
1987	LSU	509
1988	Mississippi State	537
1989	Mississippi State	618
1990	LSU	587
1991	LSU	547
1992	South Carolina	531
1993	LSU	603
1994	Tennessee	532
1995	Tennessee	533
1996	LSU	648
1997	Alabama	679
1998	Florida	618
1999	Alabama	617
2000	LSU	652
2001	LSU	574
2002	Florida	633
2003	LSU	524
2004	LSU	515
2005	Tennessee	532
2006	Kentucky	500
2007	South Carolina	520
2008	LSU	538

2009	LSU	575
2010	Auburn	584
2011	Vanderbilt	459
2012	LSU	397
2013	Vanderbilt	459
2014	Kentucky	472

### EARNED RUN AVERAGE

1980	Mississippi State	3.33
1981	Mississippi State	4.21
1982	Ole Miss	3.84
1983	Florida	2.85
1984	Florida	3.55
1985	Mississippi State	3.34
1986	Tennessee	4.22
1987	LSU	3.07
1988	Auburn	3.13
1989	LSU	3.50
1990	Alabama	3.59
1991	Florida	3.30
1992	Mississippi State	3.22
1993	South Carolina	3.49
1994	Tennessee	2.98
1995	Ole Miss	3.36
1996	LSU	3.38
1997	Auburn	4.31
1998	LSU	4.38
1999	Mississippi State	4.08
2000	South Carolina	3.51
2001	South Carolina	3.44
2002	LSU	3.43
2003	Ole Miss	3.45
2004	Vanderbilt	3.34
2005	Vanderbilt	3.38
2006	Alabama	3.53
2007	Vanderbilt	3.55
2008	Kentucky	3.71
2009	LSU	4.01
2010	South Carolina	3.45
2011	Vanderbilt	2.44
2012	Mississippi State	2.58
2013	Arkansas	1.89
2014	South Carolina	2.43

### STRIKEOUTS

1980	Vanderbilt	262
1981	Alabama	387
1982	Florida	293
1983	Alabama	372
1984	Florida	456
1985	LSU	442
1986	Alabama	437
1987	LSU	552
1988	LSU	519
1989	LSU	621
1990	LSU	555
1991	LSU	626
1992	South Carolina	549
1993	Auburn	558
1994	Florida	552

# THROUGH THE YEARS

MISSISSIPPI STATE • MISSOURI • SOUTH CAROLINA • TENNESSEE • TEXAS A&M • VANDERBILT



## SEC STATISTICAL TEAM LEADERS

1995	Tennessee . . . . .	545	1990	Georgia . . . . .	.968	1983	Alabama . . . . .	.521
1996	LSU . . . . .	633	1991	Tennessee . . . . .	.964	1984	Alabama . . . . .	.497
1997	LSU . . . . .	681		Ole Miss . . . . .	.964	1985	Vanderbilt . . . . .	.560
1998	LSU . . . . .	646	1992	Arkansas . . . . .	.971	1986	Alabama . . . . .	.514
1999	Alabama . . . . .	594	1993	Tennessee . . . . .	.975	1987	Georgia . . . . .	.542
2000	LSU . . . . .	574	1994	Tennessee . . . . .	.977	1988	Mississippi State . . . . .	.502
2001	South Carolina . . . . .	545	1995	LSU . . . . .	.970	1989	Mississippi State . . . . .	.508
2002	South Carolina . . . . .	587	1996	Alabama . . . . .	.971	1990	LSU . . . . .	.486
2003	LSU . . . . .	515	1997	Florida . . . . .	.968	1991	Kentucky . . . . .	.501
2004	South Carolina . . . . .	660	1998	South Carolina . . . . .	.969	1992	South Carolina . . . . .	.512
2005	Alabama . . . . .	569	1999	Mississippi State . . . . .	.974	1993	LSU . . . . .	.511
2006	Vanderbilt . . . . .	574	2000	Tennessee . . . . .	.967	1994	Kentucky . . . . .	.548
2007	Vanderbilt . . . . .	632	2001	Vanderbilt . . . . .	.970	1995	LSU . . . . .	.491
2008	Ole Miss . . . . .	624		South Carolina . . . . .	.970	1996	LSU . . . . .	.558
2009	LSU . . . . .	679	2002	South Carolina . . . . .	.975	1997	Alabama . . . . .	.622
2010	South Carolina . . . . .	625	2003	Mississippi State . . . . .	.974	1998	Florida . . . . .	.592
2011	Vanderbilt . . . . .	567	2004	Vanderbilt . . . . .	.978	1999	Alabama . . . . .	.569
2012	LSU . . . . .	572	2005	Ole Miss . . . . .	.974	2000	LSU . . . . .	.542
2013	Mississippi State . . . . .	588	2006	South Carolina . . . . .	.978	2001	LSU . . . . .	.508
2014	Vanderbilt . . . . .	636	2007	Ole Miss . . . . .	.976	2002	Florida . . . . .	.565
			2008	South Carolina . . . . .	.977	2003	Florida . . . . .	.512
			2009	LSU . . . . .	.974	2004	LSU . . . . .	.506
				South Carolina . . . . .	.974	2005	Tennessee . . . . .	.498
			2010	Florida . . . . .	.978	2006	Kentucky . . . . .	.523
			2011	Georgia . . . . .	.974	2007	South Carolina . . . . .	.508
			2012	LSU . . . . .	.980	2008	Kentucky . . . . .	.515
			2013	LSU . . . . .	.980	2009	Alabama . . . . .	.566
			2014	Mississippi State . . . . .	.981	2010	Auburn . . . . .	.591
						2011	Florida . . . . .	.460
						2012	Florida . . . . .	.449
						2013	Vanderbilt . . . . .	.439
						2014	Kentucky . . . . .	.446

### FIELDING PERCENTAGE

1980	Kentucky . . . . .	.965
1981	Florida . . . . .	.965
1982	Ole Miss . . . . .	.957
1983	Alabama . . . . .	.960
1984	Tennessee . . . . .	.961
1985	Vanderbilt . . . . .	.960
1986	Florida . . . . .	.960
1987	Mississippi State . . . . .	.966
1988	Florida . . . . .	.968
1989	Georgia . . . . .	.968

### SLUGGING PERCENTAGE

1981	Florida . . . . .	.499
1982	Auburn . . . . .	.495

## SEC - NCAA STATISTICAL CHAMPIONS

### INDIVIDUAL

#### BATTING AVERAGE

Year	Player, Team	Avg.
1962	Ronnie Braddock, Georgia . . . . .	.489
2012	Raph Rhymes, LSU . . . . .	.431

#### RUNS PER GAME

Year	Player, Team	Avg.
1983	Bret Elbin, Alabama . . . . .	1.63
2001	Chris Burke, Tennessee . . . . .	1.57

#### DOUBLES PER GAME

Year	Player, Team	Avg.
1991	Doug Radziewicz, Georgia . . . . .	0.54
(Also led nation in doubles with 31)		

#### TRIPLES PER GAME

Year	Player, Team	Avg.
1963	Carroll Minnick, Georgia . . . . .	0.28
1965	Frank Fryer, Auburn . . . . .	0.26

### TRIPLES

Year	Player, Team	No.
1979	Mike Kelly, Miss. State . . . . .	12*

### HOME RUNS PER GAME

Year	Player, Team	Avg.
1969	Phil Garner, Tennessee . . . . .	0.36
1973	Bobby Tucker, Tennessee . . . . .	0.37

### HOME RUNS

Year	Player, Team	No.
1981	Bruce Castoria, Miss. State . . . . .	29*
1996	Eddy Furniss, LSU . . . . .	26*
2005	Matt LaPorta, Florida . . . . .	26
2008	Gordon Beckham, Georgia . . . . .	28*
	Matt Clark, LSU . . . . .	28*
2014	A.J. Reed, Kentucky . . . . .	23

### RUNS BATTED IN

Year	Player, Team	No.
1993	Todd Walker, LSU . . . . .	102
1996	Eddy Furniss, LSU . . . . .	103

### TOTAL BASES

Year	Player, Team	TB
1993	Todd Walker, LSU . . . . .	214
2010	Hunter Morris, AU . . . . .	202

### STOLEN BASES

Year	Player, Team	SB
1997	Clay Greene, Tennessee . . . . .	54

### BASES ON BALLS

Year	Player, Team	No.
1987	Andy Galy, LSU . . . . .	77*
1998	Brad Wilkerson, Florida . . . . .	85
2002	Jeremy Brown, Alabama . . . . .	69

### BASES ON BALLS PER GAME

Year	Player, Team	Avg.
1998	Brad Wilkerson, Florida . . . . .	1.33
(Also led nation in bases on balls with 85)		
2002	Jeremy Brown, Alabama . . . . .	1.05
(Also led nation with 69)		



# THROUGH THE YEARS

ALABAMA • ARKANSAS • AUBURN • FLORIDA • GEORGIA • KENTUCKY • LSU • OLE MISS

## SEC - NCAA STATISTICAL CHAMPIONS

### TOUGHEST TO STRIKE OUT

Year	Player, Team	AB/SO	Avg.
1981	Larry Simcox, Ole Miss . . .	174/1	174.0#

### LOWEST EARNED RUN AVERAGE

Year	Player, Team	ERA
1981	Jeff Keener, Kentucky . . . . .	0.51
1988	Bobby Reed, Miss. State . . . . .	1.09

### STRIKEOUT RATIO

Year	Player, Team	IP/SO	Avg.
1977	Bob Sprowl, Alabama. . . . .	92.0/118	11.5
1981	Alan Dunn, Alabama . . . . .	44.1/62	12.6
1994	John Powell, Auburn. . . . .	89.1/130	13.1
	(Also led nation in strikeouts with 130)		
2008	Scott Bittle, Ole Miss. . . . .	70.2/130	16.5
2012	Aaron Nola, LSU . . . . .		12.57

### VICTORIES

Year	Player, Team	W-L
1994	R.A. Dickey, Tennessee . . . . .	15-2
1997	Tim Hudson, Auburn . . . . .	15-2*
2000	Kip Bouknight, S. Carolina . . . . .	17-1
2005	Luke Hochevar, Tennessee . . . . .	15-3
2011	Michael Roth, S. Carolina . . . . .	14-3

### SAVES

Year	Player, Team	SV
1983	Troy Brauchle, Alabama . . . . .	12
1991	Ben Short, Alabama. . . . .	14*
1991	Rick Greene, LSU . . . . .	14*
2001	Lee Gronkiewicz, S. Carolina . . . . .	19
2002	Blake Taylor, S. Carolina. . . . .	16
2003	Steven Register, Auburn . . . . .	16
2004	Chad Blackwell, S. Carolina . . . . .	20
2008	Joshua Fields, Georgia. . . . .	18
2011	Matt Price, S. Carolina . . . . .	20

## TEAM

### BATTING AVERAGE

Year	Team	Avg.
1971	Auburn . . . . .	.330

### HITS

Year	Team	No.
1990	LSU . . . . .	807
1997	Alabama . . . . .	860
2011	Florida . . . . .	755

### RUNS

Year	Team	No.
1993	LSU . . . . .	603
1997	Alabama . . . . .	679

### HOME RUNS PER GAME

Year	Team	Avg.
1972	Kentucky . . . . .	1.15
1994	Kentucky . . . . .	1.93
	(Also led nation in home runs with 110)	
1997	LSU . . . . .	2.69#
	(Also led nation in home runs with 188)	
1998	LSU . . . . .	2.34
	(Also led nation in home runs with 157)	
2010	Auburn . . . . .	2.05
	(Also led nation in home runs with 131)	

### HOME RUNS

Year	Team	No.
1994	Kentucky . . . . .	110
1996	LSU . . . . .	131
1997	LSU . . . . .	188#
1998	LSU . . . . .	157
2010	Auburn . . . . .	131
2012	Florida . . . . .	75

### SLUGGING PERCENTAGE

Year	Team	Pct.
1997	Alabama . . . . .	.622
2010	Auburn . . . . .	.591

### TOTAL BASES

Year	Team	TB
1997	Alabama . . . . .	1,571

### STOLEN BASES

Year	Team	SB
1991	Tennessee . . . . .	174

### FIELDING PERCENTAGE

Year	Team	Pct.
1993	Tennessee . . . . .	.975
1994	Tennessee . . . . .	.977
1999	Mississippi State . . . . .	.974
2002	South Carolina. . . . .	.976

### DOUBLE PLAYS PER GAME

Year	Team	Avg.
1975	Kentucky . . . . .	1.37
1994	Tennessee . . . . .	1.41
	(Also led nation in double plays with 93)	

### DOUBLE PLAYS

Year	Team	Avg.
1990	Georgia. . . . .	85
1994	Tennessee . . . . .	93
2012	Mississippi State. . . . .	71

### ATTENDANCE

#### AVERAGE ATTENDANCE

Year	Team	Avg.
1985	Miss. State . . . . .	3,894
1987	Miss. State . . . . .	3,536
1988	Miss. State . . . . .	3,634
1989	Miss. State . . . . .	4,476
1990	Miss. State . . . . .	6,430
1996	LSU . . . . .	5,816
1997	LSU . . . . .	6,322
1998	LSU . . . . .	6,646
1999	LSU . . . . .	7,155
2000	LSU . . . . .	7,356
2001	LSU . . . . .	7,476
2002	LSU . . . . .	7,532
2003	LSU . . . . .	7,449
2004	LSU . . . . .	7,802
2005	LSU . . . . .	7,508
2006	LSU . . . . .	7,320
2007	Arkansas . . . . .	8,089
2008	LSU . . . . .	7,590
2009	LSU . . . . .	9,611
2010	LSU . . . . .	10,673
2011	LSU . . . . .	10,534
2012	LSU . . . . .	10,736
2013	LSU . . . . .	11,006#
2014	LSU . . . . .	10,880

#### TOTAL ATTENDANCE

Year	Team	Total
1990	Miss. State . . . . .	199,330
1996	LSU . . . . .	226,805
1997	LSU . . . . .	252,864
1998	LSU . . . . .	232,597
1999	LSU . . . . .	271,888
2000	LSU . . . . .	286,874
2001	LSU . . . . .	276,622
2002	LSU . . . . .	271,159
2003	LSU . . . . .	245,813
2004	LSU . . . . .	265,255
2005	LSU . . . . .	270,300
2006	LSU . . . . .	263,534
2007	LSU . . . . .	256,537
2008	LSU . . . . .	311,187
2009	LSU . . . . .	394,068
2010	LSU . . . . .	394,900
2011	LSU . . . . .	400,295
2012	LSU . . . . .	472,931
2013	LSU . . . . .	473,298#
2014	LSU . . . . .	424,321

\* - Tied for position

# - NCAA Record



# RECORDS

[SECSPORTS.COM](http://SECSPORTS.COM)



# SEC RECORDS

ALABAMA • ARKANSAS • AUBURN • FLORIDA • GEORGIA • KENTUCKY • LSU • OLE MISS

## INDIVIDUAL RECORDS

### BATTING AVERAGE

#### GAME (Min. 6 at bats):

1.000 — J. T. Riddle, Kentucky vs. Niagara (6 for 6) . . . . .	2014
— Adam Frazier, Miss. State vs. Virginia (6 for 6) . . . . .	2013
— David Coffey, Georgia vs. Gardner Webb (6 for 6) . . . . .	2003
— Kris Bennett, Tennessee vs. Georgia (CWS 6 for 6) . . . . .	2001
— Chris Burke, Tennessee vs. Hawaii-Hilo (6 for 6) . . . . .	2000
— Jeff Pickler, Tennessee vs. College of Charleston (6 for 6) . . . . .	1998
— Kenderick Moore, Arkansas vs. Alabama (6 for 6) . . . . .	1995
— Burke Masters, Miss. State vs. Florida State (6 for 6) . . . . .	1990
— Larry Fielder, Tennessee vs. Georgia Tech (6 for 6) . . . . .	1968
— Tommy Nichols, Ole Miss vs. Delta State (6 for 6) . . . . .	1967
— Don Bell, Miss. State vs. Arkansas (6 for 6) . . . . .	1966
— Ron Bertsch, Kentucky vs. Transylvania (6 for 6) . . . . .	1959
— Terry Murphy, Miss. State vs. Vanderbilt (6 for 6) . . . . .	1956
— Bobby Wilson, Ole Miss vs. Delta State (6 for 6) . . . . .	1948
— Charley Connerly, Ole Miss vs. Millsaps (6 for 6) . . . . .	1947

#### SEASON:

.525 — David Magadan, Alabama (114 for 217) . . . . .	1983
.489 — Ronnie Braddock, Georgia (22 for 45) . . . . .	1962
.469 — Ken Chapman, Alabama (30 for 64) . . . . .	1959
.464 — Sam Ewing, Tennessee (45 for 97) . . . . .	1970
.464 — Charley Trippi, Georgia (52 for 112) . . . . .	1946
.459 — Hunter Bledsoe, Vanderbilt (95 for 207) . . . . .	1999
.459 — Nat Showalter, Miss. State (67 for 146) . . . . .	1977
.451 — Charley Conerly, Ole Miss (34 for 75) . . . . .	1947

#### CAREER:

.439 — David Magadan, Alabama (268 for 610) . . . . .	1981-83
.425 — Hunter Bledsoe, Vanderbilt (170 for 400) . . . . .	1997-99
.411 — Sam Ewing, Tennessee (117 for 284) . . . . .	1968-70
.411 — Ken Chapman, Alabama (85 for 207) . . . . .	1959-61
.407 — Donnie Kessinger, Ole Miss (138 for 345) . . . . .	1968-70
.404 — Chris Burke, Tennessee (314 for 777) . . . . .	1999-01
.399 — Charley Connerly, Ole Miss (55 for 138) . . . . .	1947-48
.397 — John Huffstetler, Tennessee (54 for 136) . . . . .	1951-53
.396 — Todd Walker, LSU (310 for 783) . . . . .	1992-94
.394 — Joe Stewart, Georgia (104 for 355) . . . . .	1977-79

### HOME RUNS

#### GAME:

4 — Bill Sandry, Kentucky vs. Eastern Kentucky . . . . .	1982
--	------

#### SEASON:

40 — Brandon Larson, LSU (69 games) . . . . .	1997
30 — Brad Cresse, LSU (69 games) . . . . .	2000
29 — Yaron Peters, South Carolina (72 games) . . . . .	2002
29 — Rafael Palmeiro, Miss. State (61 games) . . . . .	1984
29 — Bruce Castoria, Miss. State (63 games) . . . . .	1981
29 — Brad Cresse, LSU (63 games) . . . . .	1998
28 — Kent Matthes, Alabama (58 games) . . . . .	2009
28 — Gordon Beckham, Georgia (71 games) . . . . .	2008
28 — Matt Clark, LSU (65 games) . . . . .	2008
28 — Eddy Furniss, LSU (67 games) . . . . .	1998
28 — Will Clark, Miss. State (61 games) . . . . .	1984
27 — Trey McClure, LSU (67 games) . . . . .	1998
27 — Doug Duke, Alabama (63 games) . . . . .	1986
26 — Matt LaPorta, Florida (70 games) . . . . .	2005
26 — Eddy Furniss, LSU (66 games) . . . . .	1996
25 — Rich Poythress, Georgia (62 games) . . . . .	2009
25 — Dustan Mohr, Alabama (68 games) . . . . .	1997
25 — Gary Hymel, LSU (71 games) . . . . .	1991
25 — Will Clark, Miss. State (65 games) . . . . .	1985
24 — Sonny Cortez, Tennessee (52 games) . . . . .	1998
24 — Ryan Lundquist, Arkansas (56 games) . . . . .	1997
23 — AJ Reed, Kentucky (62 games) . . . . .	2014
23 — Hunter Morris, Auburn (64 games) . . . . .	2010
23 — Nick Ebert, South Carolina (63 games) . . . . .	2009
23 — Justin Smoak, South Carolina (63 games) . . . . .	2008
23 — Josh Morris, Georgia (67 games) . . . . .	2006
23 — Quinn Stewart, LSU (59 games) . . . . .	2006
23 — Ryan Shealy, Florida (65 games) . . . . .	2002
23 — Brad Wilkerson, Florida (64 games) . . . . .	1997
23 — Jeff Abbott, Kentucky (55 games) . . . . .	1994
23 — Andy Osbolt, Georgia (53 games) . . . . .	1998
23 — Brad Wilkerson, Florida (64 games) . . . . .	1998

#### CAREER:

80 — Eddy Furniss, LSU (265 games) . . . . .	1995-98
78 — Brad Cresse, LSU (236 games) . . . . .	1997-00
74 — Matt LaPorta, Florida (215 games) . . . . .	2004-07
67 — Rafael Palmeiro, Miss. State (183 games) . . . . .	1983-85
62 — Justin Smoak, South Carolina (195 games) . . . . .	2006-08
61 — Andy Phillips, Alabama (244 games) . . . . .	1996-99
61 — Will Clark, Miss. State (175 games) . . . . .	1983-85
59 — Trey McClure, LSU (234 games) . . . . .	1996-99
59 — Josh Etheredge, Auburn (222 games) . . . . .	1995-98
58 — Bruce Castoria, Miss. State (202 games) . . . . .	1979-82
57 — Preston Tucker, Florida (265 games) . . . . .	2009-12
57 — Danny Hamblin, Arkansas (246 games) . . . . .	2004-07
56 — Blake Dean, LSU (258 games) . . . . .	2007-10
56 — Ryan Lundquist, Arkansas (232 games) . . . . .	1996-99
55 — Brad Wilkerson, Florida (195 games) . . . . .	1996-98
53 — Gordon Beckham, Georgia (197 games) . . . . .	2006-08
52 — Todd Walker, LSU (203 games) . . . . .	1992-94
51 — Josh Morris, Georgia (190 games) . . . . .	2004-06
51 — Jon Knott, Miss. State (228 games) . . . . .	1998-01
50 — Ryan Patterson, LSU (190 games) . . . . .	2003-05
50 — Todd Faulkner, Auburn (232 games) . . . . .	1998-01
50 — Doug Duke, Alabama (128 games) . . . . .	1984-86
50 — G.W. Keller, Alabama (201 games) . . . . .	1997-99
49 — Brian Fletcher, Auburn (171 games) . . . . .	2008-10
49 — Pedro Alvarez, Vanderbilt (170 games) . . . . .	2006-08
49 — Frank Thomas, Auburn (178 games) . . . . .	1987-89
49 — Albert Belle, LSU (184 games) . . . . .	1985-87
49 — Scotti Madison, Vanderbilt (189 games) . . . . .	1977-80
48 — Kent Matthes, Alabama (199 games) . . . . .	2006-09
48 — Kyle Gordon, Ole Miss (193 games) . . . . .	1984-87
47 — Mike Zunino, Florida (193 games) . . . . .	2010-12
47 — Jake Smith, Alabama (216 games) . . . . .	2007-10
47 — Dustan Mohr, Alabama (200 games) . . . . .	1995-97
47 — Tracy Echols, Miss. State (237 games) . . . . .	1986-87, 89-90
47 — Clinton Johnston, Vanderbilt (162 games) . . . . .	1996-98
46 — Hunter Morris, Auburn (168 games) . . . . .	2008-10
46 — Jeremy Brown, Alabama (251 games) . . . . .	1999-02
46 — Blair Barbier, LSU (259 games) . . . . .	1997-00
46 — Richard Lee, Miss. State (248 games) . . . . .	1995-98
45 — Doc Brooks, Georgia (162 games) . . . . .	1999-01
45 — Tommy Raffo, Miss. State (218 games) . . . . .	1987-90
45 — Roger Miller, Georgia (230 games) . . . . .	1986-89

### GRAND SLAMS

#### GAME:

2 — Zack Powers, Florida vs. Duke . . . . .	2013
2 — Preston Tucker, Florida vs. UCF . . . . .	2009
2 — Roger Miller, Georgia vs. Georgia College . . . . .	1987
2 — Frank Baldasare, Auburn vs. Florida State . . . . .	1968

#### SEASON:

6 — Mike Pitisci, Alabama (53 games) . . . . .	1984
4 — Bruce Castoria, Miss. State (63 games) . . . . .	1981
4 — Brad Cresse, LSU (63 games) . . . . .	1998

#### CAREER:

7 — Roger Miller, Georgia (230 games) . . . . .	1986-99
6 — Mike Pitisci, Alabama (53 games) . . . . .	1984
6 — Jeff Pyburn, Georgia (128 games) . . . . .	1978-80
6 — Josh Etheredge, Auburn (222 games) . . . . .	1995-98

### RUNS BATTED IN

#### INNING:

8 — Jeff Pyburn, Georgia vs. Westminster . . . . .	1980
8 — Allen Trammell, Florida vs. Kentucky . . . . .	1965

#### GAME:

11 — Preston Tucker, Florida vs. UCF . . . . .	2009
11 — Jason Nappi, Mississippi State vs. UAB . . . . .	2008
10 — Avery Barnes, Florida vs. Tennessee . . . . .	2007
10 — Adam Davis, Florida vs. Tennessee . . . . .	2005
10 — Joe Randa, Tennessee vs. Louisville . . . . .	1991
10 — Roger Miller, Georgia vs. Georgia College . . . . .	1987
10 — Rafael Palmeiro, Miss. State vs. Jackson State . . . . .	1984
10 — Bob Berry, Auburn vs. Huntingdon . . . . .	1982
10 — Bruce Castoria, Miss. State vs. UNLV . . . . .	1981



# SEC RECORDS



MISSISSIPPI STATE • MISSOURI • SOUTH CAROLINA • TENNESSEE • TEXAS A&M • VANDERBILT

10 — Frank Baldasare, Auburn vs. Florida State	1968
10 — Charley Conerly, Ole Miss vs. Millsaps.	1947

## SEASON:

118 — Brandon Larson, LSU (69 games)	1997
106 — Brad Cresse, LSU (69 games)	2000
103 — Todd Faulkner, Auburn (61 games)	2000
103 — Eddy Furniss, LSU (66 games)	1996
102 — Todd Walker, LSU (71 games)	1993
98 — Bruce Castoria, Miss. State (63 games)	1981
95 — Yaron Peters, South Carolina (72)	2002
95 — Tim Hudson, Auburn (66 games)	1997
95 — David Magadan, Alabama (56 games)	1983
94 — Rafael Palmeiro, Miss. State (61 games)	1984
93 — Will Clark, Miss. State (61 games)	1984
92 — Todd Helton, Tennessee (69 games)	1995
90 — Richard Lee, Miss. State (68 games)	1997
90 — Brad Cresse, LSU (63 games)	1998
90 — Josh Etheredge, Auburn (63 games)	1998
87 — Sonny Cortez, Tennessee (52 games)	1998
87 — Ryan Bordenick, South Carolina (56 games)	1997
86 — Rich Poythress, Georgia (62 games)	2009
86 — Gabe Gross, Auburn (61 games)	2000
86 — Casey Dunn, Auburn (65 games)	1999
85 — Preston Tucker, Florida (62 games)	2009
85 — Wes Grisham, LSU (72 games)	1989
85 — Richard Lee, Miss. State (65 games)	1998

## CAREER:

308 — Eddy Furniss, LSU (265 games)	1995-98
269 — Josh Etheredge, Auburn (222 games)	1995-98
265 — Richard Lee, Miss. State (248 games)	1995-98
260 — Blake Dean, LSU (258 games)	2007-10
258 — Preston Tucker, Florida (265 games)	2009-12
257 — Brad Cresse, LSU (236 games)	1997-00
255 — Todd Faulkner, Auburn (216 games)	1998-01
246 — Todd Walker, LSU (203 games)	1992-94
239 — Rafael Palmeiro, Miss. State (183 games)	1983-85
238 — Todd Helton, Tennessee (199 games)	1993-95
233 — Ryan Lundquist, Arkansas (232 games)	1996-99
232 — Casey Dunn, Auburn (231 games)	1996-99
230 — Jeremy Brown, Alabama (251 games)	1999-02
226 — Andy Phillips, Alabama (244 games)	1996-99
226 — Roger Miller, Georgia (230 games)	1986-89
219 — Danny Hamblin, Arkansas (246 games)	2004-07
218 — Gabe Gross, Auburn (183 games)	1999-01
214 — Brad Wilkerson, Florida (195 games)	1996-98
213 — Bruce Castoria, Miss. State (202 games)	1979-82
207 — Justin Smoak, South Carolina (195 games)	2006-08
207 — Tommy Raffo, Miss. State (218 games)	1987-90
206 — Matt LaPorta, Florida (215 games)	2004-07
206 — Jon Knott, Miss. State (228 games)	1998-01

## OFFICIAL TIMES AT BAT

### INNING:

3 — Ben Harrison, Florida vs. Savannah State (3 hits)	2001
3 — Chip Rhea, Kentucky vs. Marshall (3 hits)	1996
3 — Joey Jackson, Vanderbilt vs. St. Joseph's (3 hits)	1986
3 — Vance Shulte, Vanderbilt vs. St. Joseph's (3 hits)	1986
3 — Jeff Pyburn, Georgia vs. Westminster (3 hits)	1980
3 — Allen Trammell, Florida vs. Kentucky (3 hits)	1965
3 — Jay Waggoner, Auburn vs. Troy State (3 hits)	1994
3 — Warren Morris, LSU vs. Georgia Tech (2 hits)	1996

### GAME:

9 — Anthony Gomez, Vanderbilt vs. Louisville	2012
9 — Mark Gugino, South Carolina vs. Clemson (4 for 9)	1994
9 — John Fuller, Florida vs. Auburn	1972
8 — Scott Price, Tennessee vs. Morehead State (5 for 8)	2014
8 — Casey Turgeon, Florida vs. Missouri (3 for 8)	2013
8 — Adam Frazier, Miss. State vs. Missouri (3 for 8)	2013
8 — Alex Detz, Miss. State vs. Missouri (2 for 8)	2013
8 — Mario Garza, Florida vs. South Florida (4 for 8)	2003
8 — C.J. Smith, Florida vs. South Florida (3 for 8)	2003
8 — Justin Tordi, Florida vs. South Florida (5 for 8)	2003
8 — Steve Gendron, Miss. State vs. Georgia (1 for 8)	2003
8 — Garris Gonce, South Carolina vs. Arkansas (3 for 8)	2002
8 — Lance Jones, Ole Miss vs. Arizona	2001
8 — Burney Hutchinson, Ole Miss vs. Arizona	2001
8 — Justin Parker, Tennessee vs. Georgia State (4 for 8)	1999
8 — Jeff Baumtrog, Tennessee vs. Georgia State (5 for 8)	1999
8 — Dan Gorman, Tennessee vs. ETSU (3 for 8)	1988

8 — Stacy Stokes, South Carolina vs. Clemson (2 for 8)	1994
8 — John Farrell, Alabama vs. Miss. State (4 for 8)	1989
8 — Pat Monti, Alabama vs. Miss. State (3 for 8)	1989
8 — Burke Masters, Miss. State vs. Alabama (5 for 8)	1989
8 — Russell Whittenburg, Auburn vs. Arkansas (0 for 8)	1994
8 — Mike Killimett, Auburn vs. Arkansas (2 for 8)	1994
8 — Jay Waggoner, Auburn vs. Troy State (5 for 8)	1994
8 — Chris Wiggs, Florida vs. Miami, Fla. (2 for 8)	1995
8 — Dee Smithy, Alabama vs. Georgia Southern (3 for 8)	1984
8 — Allan Stallings, Alabama vs. Georgia Southern (4 for 8)	1984
8 — Andy Merchant, Auburn vs. Florida (6 for 8)	1972
8 — Bill Etheridge, Miss. State vs. Ole Miss (2 for 8)	1963
8 — Terry Childers, Georgia vs. Western Carolina (3 for 8)	1992
8 — Blaise Kozeniewski, Georgia vs. Western Carolina (5 for 8)	1992

## SEASON:

334 — Drew Meyer, South Carolina (75 games)	2002
315 — Joey Side, Georgia (70)	2006
311 — Ryan Peisel, Georgia (71 games)	2008
304 — Adam Frazier, Miss. State (71 games)	2013
302 — Justin Harris, South Carolina (74 games)	2002
302 — David Eckstein, Florida (68 games)	1996
301 — Matt Olson, Georgia (70 games)	2008
298 — McKay Smith, Georgia (71 games)	1990
297 — Josh Rutledge, Alabama (67 games)	2010
296 — Whit Merrifield, South Carolina (70 games)	2010
296 — Steve Thomas, South Carolina (75 games)	2002
295 — David Tidwell, Alabama (69 games)	1997
294 — Adam Davis, Florida (71 games)	2005
294 — Brian Buscher, South Carolina (75 games)	2002
293 — Ryan Patterson, LSU (65 games)	2004
293 — Matt Whitley, Tennessee (70 games)	1995
292 — Mike Fontenot, LSU (69 games)	2000
291 — Jay Waggoner, Auburn (65 games)	1994
291 — Wes Grisham, LSU (72 games)	1989
289 — Brandon Larson, LSU (69 games)	1997
288 — Dave Majeski, Florida (68 games)	1991
287 — Andy Neufeld, Georgia (69 games)	2001
287 — Brad Hawpe, LSU (69 games)	2000
287 — David Mitchell, Miss. State (71 games)	1990
286 — Austin Bousfield, Ole Miss (69 games)	2014
286 — Anthony Gomez, Vanderbilt (66 games)	2011
286 — Preston Tucker, Florida (72 games)	2011
286 — Gordon Beckham, Georgia (70 games)	2006
285 — John Cohen, Miss. State (71 games)	1990

## CAREER:

1035 — Preston Tucker, Florida (265 games)	2009-12
1019 — Jason Williams, LSU (266 games)	1993-96
1000 — Blair Barbier, LSU (259 games)	1997-00
998 — Jeffery Rea, Miss. State (236 games)	2004-07
998 — Jay Waggoner, Auburn (246 games)	1992-95
994 — Steven Gendron, Miss. State (232 games)	2001-04
993 — Matthew Maniscalco, Miss. State (246 games)	2000-03
989 — Blake Dean, LSU (258 games)	2007-10
967 — Richard Lee, Miss. State (248 games)	1995-98
963 — Brent Boyd, Alabama (242 games)	1999-02
950 — Michael Campbell, South Carolina (255 games)	2003-06
948 — Eddy Furniss, LSU (265 games)	1995-98
941 — Josh Adams, Florida (253 games)	2008-11
941 — Mark Ellis, Florida (174 games)	1996-99
940 — Danny Hamblin, Arkansas (246 games)	2004-07
937 — Burke Masters, Miss. State (251 games)	1987-90
927 — Taylor Dugas, Alabama (241 games)	2009-12
919 — Travis Chapman, Miss. State (248 games)	1997-00
917 — Brandon Moore, Auburn (242 games)	1991-94
910 — Jeremy Brown, Alabama (251 games)	1999-02
905 — Casey Dunn, Auburn (231 games)	1996-99
905 — Andy Phillips, Alabama (244 games)	1996-99
901 — Chad Wandall, Auburn (245 games)	1996-99
900 — Joe Caruso, Alabama (242 games)	1994-97
900 — Tookie Johnson, LSU (255 games)	1988-91

## HITS

### GAME:

6 — J.T. Riddle, Kentucky vs. Niagara	2014
6 — Adam Frazier, Miss. State vs. Virginia	2013
6 — Tyler Johnstone, Auburn vs. Elon	2005
6 — David Coffey, Georgia vs. Gardner Webb	2003
6 — Kris Bennett, Tennessee vs. Georgia (CWS)	2001
6 — Chris Burke, Tennessee vs. Hawaii-Hilo	2000
6 — Andy Merchant, Auburn vs. Florida	1972



# SEC RECORDS

ALABAMA • ARKANSAS • AUBURN • FLORIDA • GEORGIA • KENTUCKY • LSU • OLE MISS

6 — Burke Masters, Miss. State vs. Florida State . . . . .	1990
6 — Tracy Echols, Miss. State vs. Kentucky . . . . .	1989
6 — Larry Fielder, Tennessee vs. Georgia Tech . . . . .	1968
6 — Tommy Nichols, Ole Miss vs. Delta State . . . . .	1967
6 — Don Bell, Miss. State vs. Arkansas . . . . .	1966
6 — Ron Bertsch, Kentucky vs. Transylvania . . . . .	1959
6 — Ralph Greenbaun, Vanderbilt vs. Middle Tennessee State . . . . .	1957
6 — Terry Murphy, Miss. State vs. Vanderbilt . . . . .	1956
6 — Bobby Wilson, Ole Miss vs. Delta State . . . . .	1948
6 — Charley Conerly, Ole Miss vs. Millsaps . . . . .	1947
6 — Kendrick Moore, Arkansas vs. Alabama . . . . .	1995
6 — Ryan Bordenick, South Carolina vs. Clemson . . . . .	1997
6 — Mike Curry, South Carolina vs. Western Carolina . . . . .	1997
6 — Jason McConnell, Arkansas vs. Vanderbilt . . . . .	1997
6 — Jeremy Jackson, Arkansas vs. Northeastern State . . . . .	1997
6 — Jeff Pickler, Tennessee vs. College of Charleston . . . . .	1998

## SEASON:

120 — Drew Meyer, South Carolina (334 at bats) . . . . .	2002
119 — Jay Waggoner, Auburn (291 at bats) . . . . .	1994
118 — Chris Burke, Tennessee (271 at bats) . . . . .	2001
114 — David Magadan, Alabama (217 at bats) . . . . .	1983
113 — Gordon Beckham (275 at bats) . . . . .	2008
111 — Joey Side, Georgia (315 at bats) . . . . .	2006
111 — Warner Jones, Vanderbilt (268 at bats) . . . . .	2004
110 — Brandon Larson, LSU (289 at bats) . . . . .	1997
109 — Chris Burke, Tennessee (272 at bats) . . . . .	2000
109 — Todd Walker, LSU (276 at bats) . . . . .	1993
109 — Jeff Pickler, Tennessee (245 at bats) . . . . .	1998
108 — Chaz Lytle, Georgia (279 at bats) . . . . .	2002
108 — Tim Hudson, Auburn (273 at bats) . . . . .	1997
107 — Adam Frazier, Miss. State (304 at bats) . . . . .	2013
107 — G.W. Keller, Alabama (270 at bats) . . . . .	1999
107 — Josh Rutledge, Alabama (297 at bats) . . . . .	2010
106 — J.C. Holt, LSU (270 at bats) . . . . .	2004
106 — Brian Buscher, South Carolina (270 at bats) . . . . .	2003
106 — Yaron Peters, South Carolina (281 at bats) . . . . .	2002
106 — Brad Cresse, LSU (273 at bats) . . . . .	2000
106 — Wes Grisham, LSU (291 at bats) . . . . .	1989
105 — Hunter Morris, Auburn (272 at bats) . . . . .	2010
105 — Pedro Alvarez, Vanderbilt (272 at bats) . . . . .	2007
105 — Steve Thomas, South Carolina (296 at bats) . . . . .	2002
105 — Todd Faulkner, Auburn (61 games) . . . . .	2000
105 — Dax Norris, Alabama (284 at bats) . . . . .	1996
105 — Todd Helton, Tennessee (258 at bats) . . . . .	1995
105 — Scott Pratt, Auburn (258 at bats) . . . . .	1998
104 — Alex Bregman, LSU . . . . .	2013
104 — Ryan Flaherty, Vanderbilt (272 at bats) . . . . .	2007
104 — Mark Kiger, Florida (258 at bats) . . . . .	2002
104 — Pat Osborn, Florida (251 at bats) . . . . .	2002
104 — Brad Hawpe, LSU (287 at bats) . . . . .	2000
104 — Mike Curry, South Carolina (260 at bats) . . . . .	1998
103 — Kurt Keene, Florida (282 at bats) . . . . .	2000
103 — Mike Fontenot, LSU (292 at bats) . . . . .	2000
103 — Brian Wiese, Miss. State (250 at bats) . . . . .	1998
103 — Adam Sullivan, Auburn (260 at bats) . . . . .	1997
103 — Andy Phillips, Alabama (259 at bats) . . . . .	1999
102 — Josh Rutledge, Alabama (67 games) . . . . .	2010
102 — Zack Cox, Arkansas (102 hits in 238 at bats) . . . . .	2010
102 — Sean Barker, LSU (267 at bats) . . . . .	2002
102 — Jeff Keppinger, Georgia (262 at bats) . . . . .	2001
102 — Gabe Gross, Auburn (61 games) . . . . .	2000
102 — Casey Dunn, Auburn (269 at bats) . . . . .	1999
102 — Mailon Kent, Auburn (269 at bats) . . . . .	1999
102 — David Eckstein, Florida (302 at bats) . . . . .	1996
102 — Joe Caruso, Alabama (278 at bats) . . . . .	1996
102 — Jeff Abbott, Kentucky (229 at bats) . . . . .	1994
102 — Tommy Raffo, Miss. State (266 at bats) . . . . .	1989
102 — Roberto Vaz, Alabama (255 at bats) . . . . .	1997
102 — Andy Phillips, Alabama (279 at bats) . . . . .	1997
101 — Emeel Salem, Alabama (284 at bats) . . . . .	2006
101 — Brad Henderson, Ole Miss (260 at bats) . . . . .	1999
101 — Todd Walker, LSU (257 at bats) . . . . .	1994
101 — David Tidwell, Alabama (295 at bats) . . . . .	1997
100 — Raph Rhymes, LSU (232 at bats) . . . . .	2012
100 — Jeff Corsaletti, Florida (279 at bats) . . . . .	2005
100 — Ryan Patterson, LSU (293 at bats) . . . . .	2004
100 — Richard Lee, Miss. State (276 at bats) . . . . .	1997
100 — Todd Walker, LSU (250 at bats) . . . . .	1992
100 — Wes Grisham, LSU (278 at bats) . . . . .	1990
100 — Adam Everett, South Carolina (267 at bats) . . . . .	1998

## CAREER:

352 — Eddy Furniss, LSU (948 at bats) . . . . .	1995-98
---	---------

341 — Preston Tucker, Florida (265 games) . . . . .	2009-12
341 — Jay Waggoner, Auburn (998 at bats) . . . . .	1992-95
335 — Jeffery Rea, Miss. State (998 at bats) . . . . .	2004-07
334 — Taylor Dugas, Alabama (927 at bats) . . . . .	2009-12
332 — Blake Dean, LSU (989 at bats) . . . . .	2007-10
328 — Richard Lee, Miss. State (967 at bats) . . . . .	1995-98
327 — Travis Chapman, Miss. State (919 at bats) . . . . .	1997-00
327 — Jason Williams, LSU (1019 at bats) . . . . .	1993-96
322 — Andy Phillips, Alabama (244 games) . . . . .	1996-99
319 — Mark Ellis, Florida (941 at bats) . . . . .	1996-99
316 — Steve Gendron, Mississippi State (242 games) . . . . .	2001-04
313 — Brent Boyd, Alabama (963 at bats) . . . . .	1999-02
314 — Chris Burke, Tennessee (777 at bats) . . . . .	1999-01
310 — Todd Walker, LSU (713 at bats) . . . . .	1992-94
309 — Mailon Kent, Auburn (232 games) . . . . .	1998-01
309 — Joe Caruso, Alabama (900 at bats) . . . . .	1994-97
307 — Jeremy Brown, Alabama (910 at bats) . . . . .	1999-02
307 — Blair Barbier, LSU (1000 at bats) . . . . .	1997-00
307 — Casey Dunn, Auburn (231 games) . . . . .	1996-99
304 — Brandon Moore, Auburn (917 at bats) . . . . .	1991-94
303 — Todd Faulkner, Auburn (216 games) . . . . .	1998-01
300 — Dominic de la Osa, Vanderbilt (243 games) . . . . .	2005-08

## DOUBLES

### INNING:

2 — Vickash Ramjit, Florida vs. South Carolina . . . . .	2013
2 — Beau Hearod, Alabama vs. UAB . . . . .	2003
2 — Michael Brown, Miss. State vs. Ole Miss . . . . .	2001
2 — Jay Tedesco, Kentucky vs. Marshall . . . . .	1996
2 — Jay Waggoner, Auburn vs. Troy State . . . . .	1994
2 — Jon Shave, Miss. State vs. Georgia Southern . . . . .	1990
2 — Billy Minnis, Florida vs. Alabama . . . . .	1989
2 — Chuck Rouse, Ole Miss vs. Southern Illinois . . . . .	1982
2 — Charles DeFrance, Vanderbilt vs. Georgia . . . . .	1981
2 — David Nenad, Vanderbilt vs. Florida . . . . .	1980
2 — Ronnie Russell, Ole Miss vs. Delta State . . . . .	1979
2 — Allen Trammell, Florida vs. Kentucky . . . . .	1965

### GAME:

4 — Lee Mitchell, Georgia vs. Coastal Carolina . . . . .	2002
4 — Matt Kata, Vanderbilt vs. Alabama . . . . .	1998
4 — Rodney Nye, Arkansas vs. Louisiana Tech . . . . .	1998
4 — David Eckstein, Florida vs. Bethune-Cookman . . . . .	1996
4 — Jeffrey Johnson, Ole Miss vs. South Carolina . . . . .	1995
4 — Mick Kerns, Alabama vs. Auburn (1st game) . . . . .	1991
4 — Junior Rodgers, Ole Miss vs. Livingston . . . . .	1985
4 — Ken Dempsey, Auburn vs. Georgia . . . . .	1981

### SEASON:

36 — Brad Hawpe, LSU (69 games) . . . . .	2000
31 — Doug Radziewicz, Georgia (58 games) . . . . .	1991
31 — David Magadan, Alabama (58 games) . . . . .	1983
30 — Jeff Pickler, Tennessee (55 games) . . . . .	1998
29 — Scott Schroeffel, Tennessee (63 games) . . . . .	1996
28 — Mike Zunino, Florida (66 games) . . . . .	2012
27 — Dansby Swanson, Vanderbilt (72 games) . . . . .	2014
27 — Warner Jones, Vanderbilt (64 games) . . . . .	2004
27 — Adam Pavkovich, Alabama (62 games) . . . . .	2003
27 — Aaron Hill, LSU (68 games) . . . . .	2003
27 — Matt Erickson, Arkansas (56 games) . . . . .	1997
27 — Pete Young, Miss. State (67 games) . . . . .	1989
27 — Vince Castaldo, Kentucky (63 games) . . . . .	1988
27 — Todd Helton, Tennessee (69 games) . . . . .	1995
27 — Eddy Furniss, LSU (67 games) . . . . .	1998
27 — Eric Hinske, Arkansas (58 games) . . . . .	1998
27 — Todd Faulkner, Auburn (61 games) . . . . .	2000
26 — Mitch Moreland, Miss. State (60 games) . . . . .	2007
26 — Steve Thomas, South Carolina (75 games) . . . . .	2002
26 — Adam Swann, Georgia (69 games) . . . . .	2001
26 — Gabe Gross, Auburn (61 games) . . . . .	2000
26 — Chris Burke, Tennessee (63 games) . . . . .	1999
26 — Josh Adeb, Vanderbilt (51 games) . . . . .	1997
26 — Adam Piatt, Miss. State (61 games) . . . . .	1996
26 — Russ Johnson, LSU (66 games) . . . . .	1994
26 — Wes Grisham, LSU (72 games) . . . . .	1989
26 — Chris Burke, Tennessee (63 games) . . . . .	2000

### CAREER:

87 — Eddy Furniss, LSU (265 games) . . . . .	1995-98
80 — Doug Radziewicz, Georgia (242 games) . . . . .	1988-91
72 — Chris Burke, Tennessee (186 games) . . . . .	1999-01
71 — Todd Faulkner, Auburn (216 games) . . . . .	1998-01

# SEC RECORDS



MISSISSIPPI STATE • MISSOURI • SOUTH CAROLINA • TENNESSEE • TEXAS A&M • VANDERBILT

71 — Travis Chapman, Miss. State (248 games) . . . . .	1997-00
70 — Preston Tucker, Florida (265 games) . . . . .	2009-12
69 — Adam Swann, Georgia (215 games) . . . . .	1999-02
68 — Gabe Gross, Auburn (183 games) . . . . .	1999-01
68 — Ryan Lundquist, Arkansas (232 games) . . . . .	1996-99
67 — Taylor Dugas, Alabama (241 games) . . . . .	2009-12
66 — Ryan Patterson, LSU (190 games) . . . . .	2002-05
66 — Richard Lee, Miss. State (248 games) . . . . .	1995-98
65 — J.R. Showalter, Georgia (190 games) . . . . .	1988-90
65 — Mike Botkin, Kentucky (203 games) . . . . .	1979-82
65 — Todd Helton, Tennessee (199 games) . . . . .	1993-95
64 — David Magadan, Alabama (162 games) . . . . .	1981-83
63 — Kyle Farmer, Georgia (212 games) . . . . .	2010-13
63 — Blake Dean, LSU (258 games) . . . . .	2007-10
63 — Dominic de la Osa, Vanderbilt (243 games) . . . . .	2005-08
63 — Brent Boyd, Alabama (242 games) . . . . .	1999-02
63 — Andy Phillips, Alabama (244 games) . . . . .	1996-99
62 — Blair Barbier, LSU (259 games) . . . . .	1997-00
62 — Matt Erickson, Arkansas (176 games) . . . . .	1995-97

32 — Roberto Vaz, Alabama . . . . .	1997
31 — Casey Dunn, Auburn . . . . .	1997
30 — Thomas Berkery, Mississippi State . . . . .	2006
29 — Tim Olson, Florida . . . . .	2000
28 — Josh Hudson, Georgia . . . . .	1999
28 — Scott Pratt, Auburn . . . . .	1998
27 — Justin Fradejas, Auburn . . . . .	2010
27 — Ron Brown, Miss. State . . . . .	1993
27 — Greg Thomas, Vanderbilt . . . . .	1991
27 — David Magadan, Alabama . . . . .	1981
27 — Condredge Holloway, Tennessee . . . . .	1975
26 — Mark Thornhill, Georgia . . . . .	2001
26 — Eddy Furniss, LSU . . . . .	1998
26 — Brad Wilkerson, Florida . . . . .	1997
26 — Jeff Pickler, Tennessee . . . . .	1998

## GAMES (Consecutive Seasons):

36 — Ryan Flaherty, Vanderbilt . . . . .	2006-07
32 — Warner Jones, Vanderbilt . . . . .	2003-04
31 — Rex Buckner, Miss. State . . . . .	1992-93

## CONSECUTIVE AT BATS:

11 — Mick Kerns, Alabama . . . . .	1991
10 — Mason Katz, LSU . . . . .	2012
10 — Craig Gentry, Arkansas . . . . .	2005
10 — Drew Rogers, Ole Miss . . . . .	2002
10 — Mike Basse, Tennessee . . . . .	1991

## RUNS SCORED

### INNING:

3 — Ben Harrison, Florida vs. Savannah State . . . . .	2001
3 — Tim Lanier, LSU vs. Georgia Tech. . . . .	1996
3 — Joey Jackson, Vanderbilt vs. St. Joseph's . . . . .	1986
3 — Allen Trammell, Florida vs. Kentucky . . . . .	1965

### GAME:

7 — Mario Garza, Florida vs. Siena . . . . .	2002
6 — Brian Reimsnyder, Florida vs. Alabama . . . . .	1989
6 — Andy Burns, Kentucky vs. Mississippi State . . . . .	2009
6 — Adam Davis, Florida vs. Notre Dame . . . . .	2005
6 — Jonathan Tucker, Florida vs. Hofstra . . . . .	2003
6 — Mario Garza, Florida vs. Florida Atlantic . . . . .	2003
6 — Jeremy Jackson, Arkansas vs. Northeastern State . . . . .	1997
6 — Adam Everett, South Carolina vs. Clemson . . . . .	1997
6 — Derick Urquhart, South Carolina vs. Clemson . . . . .	1997
6 — Ryan Bordenick, South Carolina vs. Clemson . . . . .	1997
6 — Craig Shipley, Alabama vs. Georgia Southern . . . . .	1984
6 — David Jackson, Georgia vs. Tennessee Temple . . . . .	1982
6 — Terry Murphy, Miss. State vs. Vanderbilt . . . . .	1956

### SEASON:

105 — Chris Burke, Tennessee (67 games) . . . . .	2001
102 — Mike Curry, South Carolina (62 games) . . . . .	1998
97 — Gordon Beckham, Georgia (71 games) . . . . .	2008
95 — Nathan Dunn, LSU (66 games) . . . . .	1996
93 — Mike Fontenot, LSU (69 games) . . . . .	2000
90 — Mark Kiger, Florida (65 games) . . . . .	2002
88 — Brett Elbin, Alabama (54 games) . . . . .	1983
87 — Drew Meyer, South Carolina (75 games) . . . . .	2002
87 — Roberto Vaz, Alabama (63 games) . . . . .	1997
87 — Eric Hinske, Arkansas (56 games) . . . . .	1997
87 — Rafael Palmeiro, Miss. State (61 games) . . . . .	1984
86 — Brad Wilkerson, Florida (64 games) . . . . .	1998
86 — David Tidwell, Alabama (69 games) . . . . .	1997
86 — Matt Erickson, Arkansas (56 games) . . . . .	1997
86 — Todd Helton, Tennessee (69 games) . . . . .	1995
85 — G.W. Keller, Alabama (69 games) . . . . .	1999
85 — David Eckstein, Florida (64 games) . . . . .	1997
85 — Todd Walker, LSU (71 games) . . . . .	1993
85 — Eddy Furniss, LSU (67 games) . . . . .	1998
83 — Gabe Gross, Auburn (61 games) . . . . .	2000
83 — Ryan Lundquist, Arkansas (56 games) . . . . .	1997
83 — Russ Johnson, LSU (71 games) . . . . .	1993

### CAREER:

270 — Jason Williams, LSU (266 games) . . . . .	1993-96
261 — Eddy Furniss, LSU (265 games) . . . . .	1995-98
260 — Blair Barbier, LSU (259 games) . . . . .	1997-00
244 — Jeremy Brown, Alabama (251 games) . . . . .	1999-02
241 — Ryan Lundquist, Arkansas (232 games) . . . . .	1996-99
240 — Mark Ellis, Florida (224 games) . . . . .	1996-99
239 — Brad Wilkerson, Florida (195 games) . . . . .	1996-98

## TRIPLES

### GAME:

3 — Michael Rosemond, Ole Miss vs. New Orleans . . . . .	1999
3 — Stuart Driscoll, Tennessee vs. Carson-Newman . . . . .	1971
3 — Ken Chapman, Alabama vs. Samford . . . . .	1960
3 — Maury Hurt, Florida vs. Tennessee . . . . .	1956
3 — Haywood Sullivan, Florida vs. Georgia Tech. . . . .	1951

### SEASON:

12 — Mike Kelley, Miss. State (60 games) . . . . .	1979
11 — Chris Burke, Tennessee (67 games) . . . . .	2001
11 — Brian Duva, Florida (58 games) . . . . .	1993
11 — Todd Walker, LSU (71 games) . . . . .	1993
11 — Rob Teegarden, Florida (60 games) . . . . .	1979
10 — Trey Gainous, Auburn (55 games) . . . . .	1986
9 — Joey Side, Georgia (70 games) . . . . .	2006
9 — Roberto Vaz, Alabama (63 games) . . . . .	1997
9 — Bob Hughes, Arkansas (57 games) . . . . .	1994
8 — Tony Kemp, Vanderbilt (63 games) . . . . .	2012
8 — Justin Henry, Ole Miss (65 games) . . . . .	2007
8 — Ryan Klosterman, Vanderbilt (63 games) . . . . .	2004
8 — Shane Kelly, Miss. State (60 games) . . . . .	2000
8 — Justin Parker, Tennessee (63 games) . . . . .	2000
8 — Jeremy Jackson, Arkansas (56 games) . . . . .	1997
8 — Kevin Kessinger, Ole Miss (54 games) . . . . .	1991
8 — Tommy Keyes, Ole Miss (33 games) . . . . .	1963
8 — Sonny Saye, Georgia (27 games) . . . . .	1955
8 — Roger Sigler, LSU (19 games) . . . . .	1954
8 — Dick Ramsey, Kentucky (25 games) . . . . .	1949

### CAREER:

21 — Brian Duva, Florida (241 games) . . . . .	1991-94
20 — Rock Wilson, Auburn (213 games) . . . . .	1984-87
20 — Mike Kelley, Miss. State (190 games) . . . . .	1976-79
20 — Ty Bilderback, Arkansas (205 games) . . . . .	1992-95
18 — Taylor Dugas, Alabama (241 games) . . . . .	2009-12
17 — Chris Burke, Tennessee (186 games) . . . . .	1999-01
16 — Clete Thomas, Auburn (179 games) . . . . .	2003-05
15 — Tony Kemp, Vanderbilt (28 games) . . . . .	2011-12
15 — Jason McConnell, Arkansas (153 games) . . . . .	1995-97
15 — Allen Williams, Arkansas (172 games) . . . . .	1992-94
15 — Todd Walker, LSU (203 games) . . . . .	1992-94
15 — Nick Morrow, Vanderbilt (219 games) . . . . .	1991-94
15 — Trey Gainous, Auburn (154 games) . . . . .	1985-87
15 — Rob Teegarden, Florida (108 games) . . . . .	1978-79
15 — Chuck Long, Kentucky (180 games) . . . . .	1976-79
14 — Justin Henry, Ole Miss (186 games) . . . . .	2005-07
14 — Alex Presley, Ole Miss (185 games) . . . . .	2004-06
14 — Joey Side, Georgia (187 games) . . . . .	2004-06
14 — Burney Hutchinson, Ole Miss (214 games) . . . . .	1999-02
14 — Justin Parker, Tennessee (218 games) . . . . .	1998-01
14 — Kevin Kessinger, Ole Miss (209 games) . . . . .	1989-92
14 — Nate Riddley, Ole Miss (193 games) . . . . .	1989-92
14 — Ted Milton, Miss. State (151 games) . . . . .	1969-72

## HITTING STREAK

### GAMES (Single Season):

36 — Andy Phillips, Alabama . . . . .	1999
35 — Ryan Flaherty, Vanderbilt . . . . .	2007
33 — Todd Walker, LSU . . . . .	1993



# SEC RECORDS

ALABAMA • ARKANSAS • AUBURN • FLORIDA • GEORGIA • KENTUCKY • LSU • OLE MISS

234 — Todd Walker, LSU (203 games) . . . . .	1992-94
233 — Brent Boyd, Alabama (242 games) . . . . .	1999-02
232 — Taylor Dugas, Alabama (241 games) . . . . .	2009-12
232 — Mailon Kent, Auburn (216 games) . . . . .	1998-01
232 — Dan Van Cleve, Miss. State (219 games) . . . . .	1982-85
227 — Burke Masters, Miss. State (251 games) . . . . .	1987-90
224 — Chris Burke, Tennessee (186 games) . . . . .	1999-01
224 — Rafael Palmeiro, Miss. State (183 games) . . . . .	1983-85
223 — Blake Dean, LSU (258 games) . . . . .	2007-10
223 — Derick Urquhart, South Carolina (217 games) . . . . .	1995-98
223 — Nick Morrow, Vanderbilt (219 games) . . . . .	1991-94
222 — Andy Phillips, Alabama (244 games) . . . . .	1996-99
222 — David Eckstein, Florida (199 games) . . . . .	1994-97
221 — Travis Chapman, Miss. State (248 games) . . . . .	1997-00
220 — Matt den Dekker, Florida (234 games) . . . . .	2007-10
219 — Richard Lee, Miss. State (248 games) . . . . .	1995-98
216 — Russ Johnson, LSU (200 games) . . . . .	1992-94
215 — Mike Curry, South Carolina (172 games) . . . . .	1996-98
214 — G.W. Keller, Alabama (201 games) . . . . .	1997-99
212 — Mark Kiger, Florida (180 games) . . . . .	2000-02
212 — Drew Meyer, South Carolina (209 games) . . . . .	2000-02
212 — Jack Welsh, Arkansas (22 games) . . . . .	1997-00

## TOTAL BASES

### INNING:

8 — Blake Dean, LSU vs. Tulane (2 HR) . . . . .	2009
8 — Ryan Schimpf, LSU vs. Tulane (2 HR) . . . . .	2009
8 — Kavin Mellilo, South Carolina vs. Charleston Southern (2HR) . . . . .	2004
8 — Garris Gonce, South Carolina vs. Ole Miss (2 HR) . . . . .	2002
8 — Matt Goss, Florida vs. Ole Miss (2 HR) . . . . .	2002
8 — Ryan Shealy, Florida vs. Ole Miss (2 HR) . . . . .	2002
8 — Mike Dezenzo, South Carolina vs. Charleston Southern (2 HR) . . . . .	1993
8 — Frank Velleggia, Alabama vs. Columbus (2 HR) . . . . .	1983
8 — Allen Trammell, Florida vs. Kentucky (HR, 2 2B) . . . . .	1965

### GAME:

16 — Bill Sandry, Kentucky vs. Eastern Kentucky . . . . .	1982
16 — Eddy Furniss, LSU vs. Auburn . . . . .	1998
15 — Ryan Duffy, Mississippi State vs. Jackson State . . . . .	2010
15 — Ryan Lundquist, Arkansas vs. Central Missouri State . . . . .	1997
14 — 15 times (Last: Tyler Thompson, Florida vs. Florida Atlantic) . . . . .	2010

### SEASON:

250 — Brandon Larson, LSU (69 games) . . . . .	1997
221 — Gordon Beckham, Georgia (71 games) . . . . .	2008
221 — Chris Burke, Tennessee (67 games) . . . . .	2001
217 — Brad Cresse, LSU (69 games) . . . . .	2000
215 — Yaron Peters, South Carolina (75 games) . . . . .	2002
214 — Todd Walker, LSU (71 games) . . . . .	1993
212 — Eddy Furniss, LSU (67 games) . . . . .	1998
209 — Rafael Palmeiro, Miss. State (61 games) . . . . .	1984
203 — Andy Phillips, Alabama (64 games) . . . . .	1999
203 — Jeff Abbott, Kentucky (55 games) . . . . .	1994
202 — Hunter Morris, Auburn (64 games) . . . . .	2010
203 — Roberto Vaz, Alabama (63 games) . . . . .	1997
201 — Wes Grisham, LSU (72 games) . . . . .	1989
200 — Todd Helton, Tennessee (69 games) . . . . .	1995
198 — Todd Faulkner, Auburn (61 games) . . . . .	2000
191 — Will Clark, Miss. State (65 games) . . . . .	1985
190 — Ryan Lundquist, Arkansas (56 games) . . . . .	1997
190 — Eddy Furniss, LSU (66 games) . . . . .	1996
188 — Joey Side, Georgia (70 games) . . . . .	2006
186 — Pedro Alvarez, Vanderbilt (67 games) . . . . .	2007
186 — Ryan Shealy, Florida (65 games) . . . . .	2002
185 — Matt LaPorta, Florida (70 games) . . . . .	2005
185 — Tommy Raffo, Miss. State (68 games) . . . . .	1989
184 — Mike Koerner, LSU (69 games) . . . . .	1997
183 — Tim Hudson, Auburn (66 games) . . . . .	1997
182 — Nathan Dunn, LSU (66 games) . . . . .	1996

### CAREER:

689 — Eddy Furniss, LSU (265 games) . . . . .	1995-98
596 — Preston Tucker, Florida (265 games) . . . . .	2009-12
590 — Andy Phillips, Alabama (244 games) . . . . .	1996-99
575 — Blake Dean, LSU (258 games) . . . . .	2007-10
557 — Todd Walker, LSU (203 games) . . . . .	1992-94
556 — Brad Cresse, LSU (236 games) . . . . .	1997-00
544 — Richard Lee, Miss. State (248 games) . . . . .	1995-98
538 — Ryan Lundquist, Arkansas (232 games) . . . . .	1996-99
532 — Todd Faulkner, Auburn (216 games) . . . . .	1998-01
530 — Rafael Palmeiro, Miss. State (183 games) . . . . .	1983-85
522 — Danny Hamblin, Arkansas (246 games) . . . . .	2004-07

517 — Blair Barbier, LSU (259 games) . . . . .	1997-00
515 — Dominic de la Osa, Vanderbilt (243 games) . . . . .	2005-08
514 — J.R. Showalter, Georgia (190 games) . . . . .	1988-90
511 — Jeremy Brown, Alabama (251 games) . . . . .	1999-02
510 — Ryan Patterson, LSU (190 games) . . . . .	2003-05
509 — G.W. Keller, Alabama (201 games) . . . . .	1997-99
500 — Mark Ellis, Florida (174 games) . . . . .	1996-99

## STOLEN BASES

### GAME:

6 — Clay Greene, Tennessee vs. Middle Tennessee . . . . .	1997
6 — Tom Moore, Florida vs. Georgia . . . . .	1962
5 — Scott Bridges, Arkansas vs. Louisiana Tech . . . . .	2005
5 — Boomer Whipple, Vanderbilt vs. W. Kentucky . . . . .	1994
5 — Mike Carlsen, Tennessee vs. Carson-Newman . . . . .	1990
5 — Chris Estep, Kentucky vs. Youngstown State . . . . .	1988
5 — Ted Williams, Alabama vs. Samford . . . . .	1986
5 — Joey Cora, Vanderbilt vs. David Lipscomb . . . . .	1985
5 — Mike Summerlin, Ole Miss vs. Alabama . . . . .	1981
5 — Jimmy Conn, Vanderbilt vs. Belmont . . . . .	1971
5 — Chuck Bancroft, Alabama vs. Vanderbilt . . . . .	1956
5 — Les Shumake, Ole Miss vs. Auburn . . . . .	1952
5 — Ronnie Deans, Florida vs. Delaware State . . . . .	1950

### SEASON:

67 — Brian Roberts, South Carolina (58 games) . . . . .	1999
58 — Stevie Daniel, Tennessee (63 games) . . . . .	2000
59 — Mike Curry, South Carolina (62 games) . . . . .	1998
56 — Chris Burke, Tennessee (63 games) . . . . .	2000
55 — Chad Green, Kentucky (59 games) . . . . .	1996
54 — Clay Greene, Tennessee (59 games) . . . . .	1997
54 — Chad Green, Kentucky (60 games) . . . . .	1995
53 — Mike Basse, Tennessee (59 games) . . . . .	1989
51 — Bob Schabes, Vanderbilt (54 games) . . . . .	1989
50 — David Fowke, Alabama (57 games) . . . . .	1981
49 — Chris Burke, Tennessee (67 games) . . . . .	2001
49 — Mike Basse, Tennessee (60 games) . . . . .	1991
46 — Stevie Daniel, Tennessee (67 games) . . . . .	2001
46 — Vee Hightower, Vanderbilt (56 games) . . . . .	1993
44 — Ted Williams, Alabama (63 games) . . . . .	1986
43 — Mike Basse, Tennessee (46 games) . . . . .	1990
42 — G.W. Keller, Alabama (69 games) . . . . .	1999
42 — Mike Curry, South Carolina (53 games) . . . . .	1997
42 — Rob Hartwig, LSU (67 games) . . . . .	1987
42 — Nick Belmonte, Florida (48 games) . . . . .	1976
41 — Mark Gugino, South Carolina (59 games) . . . . .	1993
41 — Coleman Smith, Tennessee (58 games) . . . . .	1991
41 — Joey Cora, Vanderbilt (51 games) . . . . .	1985

### CAREER:

145 — Mike Basse, Tennessee (165 games) . . . . .	1989-91
134 — Stevie Daniel, Tennessee (184 games) . . . . .	1999-01
126 — Chad Green, Kentucky (169 games) . . . . .	1994-96
124 — Chris Burke, Tennessee (186 games) . . . . .	1999-01
122 — Mike Curry, South Carolina (172 games) . . . . .	1996-98
103 — Brian Duva, Florida (240 games) . . . . .	1991-94
96 — Charles DeFrance, Vanderbilt (150 games) . . . . .	1980-82
95 — Kenderick Moore, Arkansas (252 games) . . . . .	1992-96
93 — David Eckstein, Florida (199 games) . . . . .	1994-97
91 — Vee Hightower, Vanderbilt (138 games) . . . . .	1991-93
91 — Billy Henderson, Georgia (109 games) . . . . .	1947-50
90 — Mailon Kent, Auburn (232 games) . . . . .	1998-01
88 — Stevie Daniel, Tennessee (117 games) . . . . .	1999-00
87 — Clay Greene, Tennessee (114 games) . . . . .	1996-97
84 — Joey Cora, Vanderbilt (142 games) . . . . .	1983-85
79 — Mike Kelley, Miss. State (190 games) . . . . .	1976-79
79 — Curt Cope, Auburn (Games n/a) . . . . .	1973-76
78 — Mark Gugino, South Carolina (161 games) . . . . .	1992-94
77 — Emeel Salem, Alabama (222 games) . . . . .	2004-07
75 — Dave Majeski, Florida (242 games) . . . . .	1989-92

## WALKS

### SEASON:

85 — Brad Wilkerson, Florida (64 games) . . . . .	1998
78 — Brian Reimsnyder, Florida (66 games) . . . . .	1989
77 — Andy Galy, LSU (68 games) . . . . .	1987
76 — Brad Wilkerson, Florida (67 games) . . . . .	1996
72 — Eddy Furniss, LSU (67 games) . . . . .	1998
69 — Jeremy Brown, Alabama (66 games) . . . . .	2002
69 — Jody Hurst, Miss. State (66 games) . . . . .	1989

# SEC RECORDS



MISSISSIPPI STATE • MISSOURI • SOUTH CAROLINA • TENNESSEE • TEXAS A&M • VANDERBILT

67 — Russ Johnson, LSU (71 games) . . . . .	1993
67 — Russ Johnson, LSU (66 games) . . . . .	1994
66 — Brett Elbin, Alabama (54 games) . . . . .	1983
66 — Albie Scoggins, Florida (60 games) . . . . .	1982
66 — Mark Gillaspie, Miss. State (63 games) . . . . .	1981
64 — Armando Rios, LSU (70 games) . . . . .	1993
63 — Vee Hightower, Vanderbilt . . . . .	1993
63 — Chase Headley, Tennessee (67 games) . . . . .	2005
63 — Jason Burkley, Miss. State (60 games) . . . . .	2001
63 — Brad Wilkerson, Florida (64 games) . . . . .	1997
62 — Brent Killen, Florida (63 games) . . . . .	1992
62 — Mike Bianco, LSU (72 games) . . . . .	1989
61 — Todd Helton, Tennessee (70 games) . . . . .	1995
60 — Mark Kiger, Florida (65 games) . . . . .	2002
60 — Brian Johnson, Georgia (57 games) . . . . .	1995
60 — Craig Cala, LSU (72 games) . . . . .	1989

## CAREER:

224 — Brad Wilkerson, Florida (195 games) . . . . .	1996-98
207 — Jeremy Brown, Alabama (251 games) . . . . .	1999-02
191 — Eddy Furniss, LSU . . . . .	1995-98
175 — Mike Stanley, Florida (217 games) . . . . .	1982-85
164 — Brad Winkler, Mississippi State . . . . .	1980-83
163 — Tracy Echols, Miss. State (237 games) . . . . .	1986-87, 89-90
160 — Jeff Leatherman, Auburn . . . . .	1988-91
157 — Kris Edge, Georgia . . . . .	1999-02
156 — Tim Thomas, Arkansas . . . . .	1989-91
153 — Jake Dugger, Arkansas (239 games) . . . . .	2004-07
153 — Frank Thomas, Auburn . . . . .	1987-89
152 — Mark Kiger, Florida (180 games) . . . . .	2000-02
151 — Taylor Dugas, Alabama (241 games) . . . . .	2009-12
151 — Justin Smoak, South Carolina (195 games) . . . . .	2006-08
149 — Jeff Parnell, South Carolina . . . . .	1990-93
147 — Todd Helton, Tennessee . . . . .	1993-95
147 — Barry Winford, Miss. State (214 games) . . . . .	1986-89
146 — Steve Chandler, Vanderbilt . . . . .	1974-77
145 — Gabe Gross, Auburn . . . . .	1999-01
143 — Nolan Fontana, Florida (200 games) . . . . .	2010-12
143 — Dave Van Cleve, Miss. State (219 games) . . . . .	1981-85
142 — John Mitchell, Miss. State (228 games) . . . . .	1984-87
140 — Matt LaPorta, Florida (215 games) . . . . .	2004-07

## PITCHING

### VICTORIES

#### SEASON:

18 — Jeff Brantley, Miss. State (18-2) . . . . .	1985
17 — Kip Bouknight, South Carolina (17-1) . . . . .	2000
17 — Paul Byrd, LSU (17-6) . . . . .	1990
16 — Jeff Gidcumb, Florida (16-7) . . . . .	1988
16 — Ryan Halla, Auburn (16-3) . . . . .	1995
15 — Luke Hochevar, Tennessee (15-3) . . . . .	2005
15 — David Marchbanks, South Carolina (15-3) . . . . .	2003
15 — Brian Tallet, LSU (15-3) . . . . .	2000
15 — R. A. Dickey, Tennessee (15-2) . . . . .	1994
15 — John Powell, Auburn (15-5) . . . . .	1993
15 — Bobby Reed, Miss. State (15-4) . . . . .	1990
15 — Curtis Leskanic, LSU (15-2) . . . . .	1989
15 — Tim Hudson, Auburn (15-2) . . . . .	1997
15 — Q.V. Lowe, Auburn (15-1) . . . . .	1967

#### CAREER:

45 — Kip Bouknight, South Carolina (45-12) . . . . .	1998-01
45 — Jeff Brantley, Miss. State (45-12) . . . . .	1982-85
43 — John Powell, Auburn (43-20) . . . . .	1990-94
39 — Ryan Halla, Auburn (34-16) . . . . .	1993-96
38 — Scott Schultz, LSU (38-12) . . . . .	1992-95
38 — R.A. Dickey, Tennessee (38-10) . . . . .	1994-96
37 — Hayden Gliemmo, Auburn (37-12) . . . . .	1998-01
36 — Lane Mestepey, LSU (36-20) . . . . .	2001-05
35 — Bobby Reed, Miss. State (35-7) . . . . .	1987-90
35 — Aaron Rawl, South Carolina (35-15) . . . . .	2002-05
34 — Blake Cooper, South Carolina (34-14) . . . . .	2007-10
34 — Ryan Halla, Auburn (34-12) . . . . .	1993-96
33 — Stan Loewer, LSU (33-14) . . . . .	1984-87
31 — David Marchbanks, South Carolina (31-8) . . . . .	2001-03
31 — Lance Cormier, Alabama (31-6) . . . . .	1999-02
31 — Marc Valdes, Florida (31-13) . . . . .	1991-93
31 — Paul Byrd, LSU (31-11) . . . . .	1989-91
31 — Derek Lilliquist, Georgia (31-12) . . . . .	1985-87
31 — Joe Beckwith, Auburn (31-15) . . . . .	1974-77

### EARNED RUN AVERAGE

#### SEASON (Min. 40 Innings Pitched):

0.21 — Rick Farizo, LSU (1 run - 41.2 innings) . . . . .	1970
0.51 — Jeff Keener, Kentucky (4 runs - 71.0 innings) . . . . .	1981
0.63 — Dennis Hall, Miss. State (4 runs - 57.0 innings) . . . . .	1970
0.68 — Frank Montgomery, Miss. State (7 runs - 92.0 innings) . . . . .	1962

#### CAREER (Min. 160 Innings Pitched):

1.68 — Jeff Peeples, Vanderbilt . . . . .	1970-73
1.69 — Q.V. Lowe, Auburn (40 runs - 213.0 innings) . . . . .	1966-67
1.71 — Frank Montgomery, Miss. State (34 runs - 171.1 innings) . . . . .	1961-63
1.71 — Larry Williams, Ole Miss (34 runs - 170.1 innings) . . . . .	1957-60
1.77 — Joe Overton, Auburn . . . . .	1962-63
1.79 — Frank Montgomery, Miss. State (34 runs - 171.1 innings) . . . . .	1961-63
1.81 — Michael Roth, South Carolina (75 runs - 354.1 innings) . . . . .	2009-12
1.82 — Allen Smith, LSU (48 runs - 237.1 innings) . . . . .	1960-62
1.85 — Jimmy Lee, Tennessee (42 runs - 204.0 innings) . . . . .	1968-70

### INNINGS PITCHED

#### GAME:

14.2 — Jackie Glover, Alabama vs. Miss. State . . . . .	1969
14.0 — James Carroll, Miss. State vs. Alabama . . . . .	1966

#### SEASON:

164.0 — Jamie Bennett, Tennessee (11-5, 4.12 ERA) . . . . .	1999
160.1 — Dave Fleming, Georgia (12-6, 2.86 ERA) . . . . .	1990
159.2 — R.A. Dickey, Tennessee (14-4, 4.28 ERA) . . . . .	1995
152.1 — Ben McDonald, LSU (14-4, 3.49 ERA) . . . . .	1989
151.2 — Jeff Gidcumb, Florida (16-7, 3.20 ERA) . . . . .	1988
149.2 — Jamie Bennett, Tennessee (10-4, 2.71 ERA) . . . . .	2000
147.0 — R. A. Dickey, Tennessee (15-2, 3.00 ERA) . . . . .	1994
147.0 — Brian Powell, Georgia (8 —4, 3.61 ERA) . . . . .	1995
146.2 — Ryan Halla, Auburn (16-3, 3.07 ERA) . . . . .	1995
145.2 — Jeff Brantley, Miss. State (18-2, 2.29 ERA) . . . . .	1985
145.0 — Michael Roth, South Carolina (14-3, 1.06 ERA) . . . . .	2011
145.0 — Mike Sirotko, LSU (12-6, 1.99 ERA) . . . . .	1993
145.0 — Don Mundie, Miss. State (14-5, 3.60 ERA) . . . . .	1981

#### CAREER:

482.0 — Kip Bouknight, South Carolina (45-12) . . . . .	1998-01
480.0 — Lane Mestepey, LSU (36-20) . . . . .	2001-05
477.0 — John Powell, Auburn (43-20) . . . . .	1990-94
434.0 — R.A. Dickey, Tennessee (38-10) . . . . .	1994-96
427.0 — Jeff Brantley, Miss. State (45-12) . . . . .	1982-85
400.0 — Ryan Halla, Auburn (39-16) . . . . .	1993-96
398.0 — Scott Schultz, LSU (38-12) . . . . .	1992-95
394.2 — Marc Valdes, Florida (31-13) . . . . .	1991-93
384.2 — Lance Cormier, Alabama (31-16) . . . . .	1999-02
383.1 — Charlie Boyce, Arkansas (30-21) . . . . .	2003-06
383.0 — Craig Cobb, Tennessee . . . . .	2004-07
377.0 — Blake Cooper, South Carolina (34-14) . . . . .	2007-10
372.0 — Mike Sirotko, LSU (30-11) . . . . .	1990-93
370.0 — Aaron Rawl, South Carolina (35-15) . . . . .	2002-05
369.2 — Levale Speigner, Auburn . . . . .	2000-03
366.2 — John Hill, Georgia (24-28) . . . . .	1991-94
366.0 — Dave Fleming, Georgia (29-17) . . . . .	1988-90
365.2 — Rob Bonanno, Florida (28-12) . . . . .	1991-94
364.2 — Eric DuBose, Miss. State (27-12) . . . . .	1995-97
359.0 — Hayden Gliemmo, Auburn (37-12) . . . . .	1998-01
357.2 — Brian Powell, Georgia (19-14) . . . . .	1993-95
355.1 — James Adkins, Tennessee . . . . .	2005-07
354.1 — Michael Roth, South Carolina (26-6) . . . . .	2009-12
345.1 — Arnold Hughey, Auburn (22-17) . . . . .	2002-05
344.0 — Stan Loewer, LSU (33-14) . . . . .	1984-87
343.1 — Mark Chapman, Auburn (26-17) . . . . .	1984-87
344.1 — Scott Smith, Kentucky (22-19) . . . . .	1990-93
340.1 — Nick Schmidt, Arkansas (28-8) . . . . .	2005-07

### CONSECUTIVE SCORELESS INNINGS

#### SEASON:

47.2 — Todd Helton, Tennessee vs. 26 teams . . . . .	1994
44.2 — Ben McDonald, LSU vs. TCU, Mercer, Oklahoma State, Southern, Tennessee, Florida, St. John's, Kentucky . . . . .	1989
37.0 — Jeff Peeples, Vanderbilt vs. Tennessee, Auburn, Georgia, Florida, Alabama . . . . .	1973



# SEC RECORDS

ALABAMA • ARKANSAS • AUBURN • FLORIDA • GEORGIA • KENTUCKY • LSU • OLE MISS

## FEWEST HITS\*

### PERFECT GAMES:

Eric Brandon, Auburn vs. Murray State (9-0) (9 innings) . . . . .	2002
Jason Johnson, Auburn vs. LaGrange (14-0) (7 innings) . . . . .	1991
Don Woeltjen, Georgia vs. Georgia Tech (5-0) (9 innings) . . . . .	1963
Bruce Baudier, LSU vs. Alabama (2-0) (7 innings) . . . . .	1967
J.T. Peatross, Miss. State vs. Miss. College (1-0) . . . . .	1918
Willie Mitchell, Miss. State vs. LSU (1-0) . . . . .	1909
Fred Sale, Georgia vs. Virginia (4-0) (9 innings) . . . . .	1923

### NO-HITTERS:

Jonathan Crawford, Florida vs. Bethune-Cookman (9 innings, 4-0, NCAAs) . . . . .	2012
Jeffery Terrell, Tennessee vs. Bowling Green (9 innings), 5-0 . . . . .	2002
Richie Nye, Arkansas vs. Iowa State (9 innings, 14-0) . . . . .	1996
Todd Abbott, Arkansas vs. Vanderbilt (9 innings, 6-0) . . . . .	1994
Brian Powell, Georgia vs. E. Kentucky (9 innings, 9-0) . . . . .	1994
John Burke, Florida vs. Furman (9 innings, 2-0) . . . . .	1991
Bob Dillon, Tennessee vs. Kentucky (7 innings, 11-0) . . . . .	1990
Mike Rebhan, Georgia vs. W. Carolina (9 inn., 1-0) . . . . .	1989
Gene Morgan, Miss. State vs. Hawaii-Hilo (9 innings, 2-0) . . . . .	1985
Vince Barantline vs. Alabama vs. Auburn (7 innings, 2-0) . . . . .	1981
Bobby Landry, LSU vs. Southern Miss (7 innings, 1-0) . . . . .	1979
Pete Teixeira, Florida vs. Kentucky (7 innings, 1-0) . . . . .	1978
Jim Gaylor, Tennessee vs. Tennessee Tech (7 innings, 4-0) . . . . .	1976
Rick Honeycutt, Tennessee vs. Georgia (7 innings, 1-0) . . . . .	1976
Joe O'Brien, Tennessee vs. Georgia (7 innings, 3-0) . . . . .	1973
John Bowling, Kentucky vs. Georgia (3-0) . . . . .	1974
Ernie Vincent, Georgia vs. Vanderbilt (7 innings, 6-0) . . . . .	1973
Mike Newman, Florida vs. Florida Southern (9 innings, 1-0) . . . . .	1973
Randy Wiles, LSU vs. Rice (7 innings, 3-0) . . . . .	1972
Jerry Thompson, Miss. State vs. Ill.-Weslyan . . . . .	1971
Doug Wessel, Vanderbilt vs. Louisville . . . . .	1971
Doug Wessel, Vanderbilt vs. Belmont . . . . .	1971
Gene Henderson, Miss. State vs. Arkansas . . . . .	1970
Buddy Copeland, Georgia vs. Vanderbilt (9 innings, 1-0) . . . . .	1967
Van Quigley, LSU vs. Tulane (7 innings, 1-0) . . . . .	1966
Russ Johnson, Ole Miss vs. Miss. State (9 innings, 5-0) . . . . .	1966
Grady Elmore, Alabama vs. Southern Miss (7 innings, 6-0) . . . . .	1965
Robert Ear Siedell, Ole Miss vs. Alabama (7 innings, 1-0) . . . . .	1962
Fred Southerland, LSU vs. Tulane (9 innings, 2-0) . . . . .	1962
Joe Beckwith, Auburn vs. Houston (7 innings, 5-0) . . . . .	1976
Mike Howell, Kentucky vs. Centrel (7-0) . . . . .	1960
Jerry Sharp, Kentucky vs. Tennessee (6-2) . . . . .	1959
Cecil Buford, Ole Miss vs. Vanderbilt (7 innings, 3-0) . . . . .	1956
Bob Adams, Florida vs. North Carolina (7 innings, 6-0) . . . . .	1949
Eddie Owcarr, Alabama vs. Ole Miss (8-0) . . . . .	1942
Sisler Johnson, Ole Miss vs. Miss College (9 innings, 8-0) . . . . .	1940
Pat Lippett, Georgia vs. Pittsburgh (6-0) . . . . .	1920
Tom Philpot, Georgia vs. Georgia Tech (8-0) . . . . .	1919
Will Sanford, Georgia vs. Penn (4-0) . . . . .	1897

\*Perfect games and no-hitters listed are only those which were also complete games for the pitcher of record.

### SEASON (Hits x 9/Innings Pitched):

3.51 — Brian Senn, Auburn (52 hits - 55 innings) . . . . .	1991
3.74 — Jacob Lindgren, Mississippi State (23 hits - 55.1 innings) . . . . .	2014
3.93 — Jeff Keener, Kentucky (31 hits - 71 innings) . . . . .	1981
4.07 — Fred Southerland, LSU (25 hits - 55.1 innings) . . . . .	1962
4.20 — Jimmy Biggart, Florida (23 hits - 49.1 innings) . . . . .	1962
4.56 — Buddy Wittichen (25 hits - 49.1 innings) . . . . .	1957
4.69 — Jimmy Lee, Tennessee (33 hits - 63.1 innings) . . . . .	1969

### CAREER (Hits x 9/Innings Pitched):

3.94 — Chuck Fore, Georgia (67 hits - 153 innings) . . . . .	1976-77
5.11 — Jeff Keener, Kentucky (84 hits - 148 innings) . . . . .	1980-81
5.33 — Barry Manuel, LSU (80 hits - 135 innings) . . . . .	1985-87
5.51 — Buddy Wittichen (100 hits - 163.1 innings) . . . . .	1954-57
5.54 — Larry Williams, Ole Miss (120 hits - 195 innngs) . . . . .	1958-60
5.84 — Guy Hollingsworth, LSU (104 hits - 160.1 innings) . . . . .	1972-75
5.61 — Q.V. Lowe, Auburn (86 hits - 138 innings) . . . . .	1966-67

## FEWEST WALKS

### SEASON (Walks x 9/Innings Pitched):

0.48 — Jarrett Gardner, Arkansas (5 walks - 93.1 innings) . . . . .	2003
0.54 — George Reed, Florida (3 walks - 50.0 innings) . . . . .	1951
0.58 — Chris Cotton, LSU (3 walks, 46.2 innings) . . . . .	2013
0.70 — Aaron Nola, LSU (7 walks - 89.2 innings) . . . . .	2012
0.71 — Tommy Boss, Florida (6 walks - 76.1 innings) . . . . .	2004
0.85 — Connor Falkenbach, Florida (12 walks - 126.2 innings) . . . . .	2004
0.88 — Tucker Hawley, Alabama (4 walks - 40.2 innings) . . . . .	2010

0.94 — Hudson Randall, Florida (13 walks - 124.1 innings) . . . . .	2011
0.91 — Michael Palazzone, Georgia (11 walks - 120.1 innings) . . . . .	2011
0.95 — Jared Shore, Auburn (7 walks, 66.1 innings) . . . . .	2005
0.96 — Hudson Randall, Florida (10 walks, 94.0 innings) . . . . .	2012
0.98 — Danny Wheeler, Florida (6 walks - 55 innings) . . . . .	1996
1.02 — Jack Wynkoop, South Carolina (10 walks - 88.0 innings) . . . . .	2014
1.07 — Matty Ott, LSU (6 walks - 50.1 innings) . . . . .	2009
1.08 — Lane Mestepey, LSU (17 walks - 141.2 innings) . . . . .	2002
1.09 — Archie White, Ole Miss (4 walks - 33.0 innings) . . . . .	1955
1.11 — Glen Pickren, Florida (12 walks - 97.1 innings) . . . . .	1968
1.14 — Scott Hasler, Ole Miss (9 walks - 71.1 innings) . . . . .	1966
1.16 — Chris Morrison, Auburn (15 walks - 116.2 innings) . . . . .	1995
1.19 — Randy Coleman, Ole Miss (8 walks - 60.1 innings) . . . . .	1980
1.21 — Jordan Montgomery, South Carolina (10 walks-74.2 innings) . . . . .	2012
Steven Register, Auburn (7 walks - 52.0 innings) . . . . .	2003
1.22 — Brandon Moore, Arkansas (11 walks, 8. innings) . . . . .	2012
1.23 — Nolan Belcher, South Carolina (16 walks - 117.0 innings) . . . . .	2013
1.24 — Olin Briscoe, Ole Miss (11 walks - 79.2 innings) . . . . .	1951
1.25 — Aaron Rawl, South Carolina (17 walks - 122 innings pitched) . . . . .	2004

### CAREER (Walks x 9/Innings Pitched):

1.00 — Jared Sjore, Auburn (10 walks, 89.2 innings) . . . . .	2004-05
1.113 — Chris Cotton, LSU (16 walks, 127.1 innings) . . . . .	2010-13
1.248 — Connor Falkenbach, Florida (41 walks - 295.2 innings) . . . . .	2002-05
1.254 — Hudson Randall, Florida (44 walks - 315.2 innings) . . . . .	2010-12
1.30 — Tommy Boss, Florida (38 walks - 263.1 innings) . . . . .	2002-05
1.44 — Jarrett Gardner, Arkansas (26 walks - 162.1 innings) . . . . .	2002-03
1.55 — Scott Hasler (24 walks - 139.2 innings) . . . . .	1965-67
1.65 — Darren O'Day, Florida (41 walks - 223.2 innings) . . . . .	2003-06
1.69 — Jason Determann, LSU (40 walks - 213 innings) . . . . .	2002-25
1.73 — Lane Mestepey, LSU (54 walks - 281.2 innings) . . . . .	2001-02
1.74 — Brian Johnson, Florida (47 walks - 243.1 innings) . . . . .	2010-12
1.74 — Glen Pickren, Florida (46 walks - 237.1 innings) . . . . .	1968-70
1.81 — Anthony DeSclafani, Florida (30 walks - 149.1 innings) . . . . .	2009-11
1.84 — Jeff Barfield, Florida (17 walks - 83.1 innings) . . . . .	2007-10
Brandon Moore, Arkansas (31 walks, 5.2 innings) . . . . .	2011-Present
1.85 — Brantley Jones, Miss. State (53 walks - 257.0 innings) . . . . .	1967-70
1.89 — Stephen Locke, Florida (52 walks - 247.1 innings) . . . . .	2005-09
1.91 — Alex Panteliodis, Florida (48 walks - 226.2 innings) . . . . .	2009-11
1.92 — Bruce Baudier, LSU (26 walks - 122 innings) . . . . .	1966-67
1.98 — Chris Morrison, Auburn (49 walks - 222.1 innings) . . . . .	1994-95

## STRIKEOUTS

### GAME:

24 — Butch Mixon, LSU vs. SW Louisiana . . . . .	1959
23 — Doug Wessel, Vanderbilt vs. UTC (16-0/9 innings) . . . . .	1970
22 — Doug Wessel, Vanderbilt vs. Kentucky (3-4/11 innings) . . . . .	1971

### SEASON:

202 — Ben McDonald, LSU (152.1 innings) . . . . .	1989
194 — David Price, Vanderbilt (133.1 innings) . . . . .	2007
191 — John Powell, Auburn (141.0 innings) . . . . .	1993
190 — Derek Lilliquist, Georgia (136.2 innings) . . . . .	1987
174 — Eric DuBose, Miss. State (133.1 innings) . . . . .	1996
165 — Tim Hudson, Auburn (118.1 innings) . . . . .	1997
163 — Dave Fleming, Georgia (160.1 innings) . . . . .	1990
159 — Anthony Ranaudo, LSU (124.1 innings) . . . . .	2009
158 — Doug Thompson, LSU (124.1 innings) . . . . .	1997
157 — Kurt Ainsworth, LSU (130.1 innings) . . . . .	1999
156 — Eddie Yarnall, LSU (124.2 innings) . . . . .	1996
156 — Russell Springer, LSU (119.0 innings) . . . . .	1988
155 — David Price, Vanderbilt (110.1 innings) . . . . .	2006
155 — David Walling, Arkansas (121.1 innings) . . . . .	1999
154 — Luke Hochevar, Tennessee (139.2) . . . . .	2005
150 — Scott Schultz, LSU (117.0 innings) . . . . .	1995
148 — Ryan Halla, Auburn (146.2 innings) . . . . .	1995
148 — Rob Bonanno, Florida (135.1 innings) . . . . .	1994
146 — Lance Lynn, Ole Miss (123.1 innings) . . . . .	2007
145 — Nick Schmidt, Arkansas (166.2 innings) . . . . .	2006
145 — Matt Campbell, South Carolina (124.0 innings) . . . . .	2004
145 — Eric DuBose, Miss. State (118.2 innings) . . . . .	1997
145 — B.J. Wallace, Miss. State (127.1 innings) . . . . .	1992
145 — Willard Nixon, Auburn (IP n/a) . . . . .	1948

### CAREER:

602 — John Powell, Auburn (477.0 innings) . . . . .	1990-94
457 — Kip Bouknight, South Carolina (482 innings) . . . . .	1998-01
441 — David Price, Vanderbilt (313 innings) . . . . .	2005-07
428 — Eric DuBose, Miss. State (364.2 innings) . . . . .	1995-97
409 — Scott Schultz, LSU (398.0 innings) . . . . .	1992-95
392 — Ryan Halla, Auburn (400.0 innings) . . . . .	1993-96
392 — Rob Bonanno, Florida (365.2 innings) . . . . .	1991-94

# SEC RECORDS



MISSISSIPPI STATE • MISSOURI • SOUTH CAROLINA • TENNESSEE • TEXAS A&M • VANDERBILT

387 — Derek Lilliquist, Georgia (316.0 innings) . . . . .	1985-87
380 — James Adkins, Tennessee (355.1 innings) . . . . .	2005-07
373 — Ben McDonald, LSU (308.2 innings) . . . . .	1987-89
364 — Jeff Brantley, Miss. State (427.0 innings) . . . . .	1982-85
352 — Brian Powell, Georgia (357.2 innings) . . . . .	1993-95
351 — Marc Valdes, Florida (394.2 innings) . . . . .	1991-93
350 — Mike Willis, Vanderbilt (308.0 innings) . . . . .	1969-72

6 — Georgia . . . . .	1987-90-01-04-06-08
5 — Arkansas . . . . .	2002-04-09-10-12
5 — Auburn . . . . .	1967-76-94-97-99
4 — Tennessee . . . . .	1951-95-01-05

## SAVES

### SEASON:

21 — Jonathan Holder, Miss. State . . . . .	2013
21 — Blake Taylor, South Carolina . . . . .	2002
20 — Matt Price, South Carolina . . . . .	2011
20 — Chad Blackwell, South Carolina . . . . .	2004
19 — Lee Gronkiewicz, South Carolina . . . . .	2001
19 — Finley Woodward, Auburn . . . . .	1995
18 — Tyler Maloof, Georgia . . . . .	2011
18 — Joshua Fields, Georgia . . . . .	2008
17 — Tyler Webb, South Carolina . . . . .	2013
16 — Chris Cotton, LSU . . . . .	2013
16 — Matty Ott, LSU . . . . .	2009
16 — Steven Register, Auburn . . . . .	2003
15 — Josh Fields, Georgia . . . . .	2006
15 — Scott Barber, South Carolina . . . . .	2000
15 — Alex Barylak, Georgia . . . . .	1993
14 — Joel Seddon, South Carolina . . . . .	2014
14 — Jason Jester, Texas A&M . . . . .	2013
14 — Ben Short, Alabama . . . . .	1991
14 — Rick Greene, LSU . . . . .	1991
14 — Cris Carpenter, Georgia . . . . .	1986
13 — Matt Price, South Carolina . . . . .	2012
13 — Michael Nix, Auburn . . . . .	2005
13 — Stephen Head, Ole Miss . . . . .	2003
13 — Van Johnson, Miss. State . . . . .	1997
13 — Scott Tanksley, Miss. State . . . . .	1994
13 — Danny Wheeler, Florida . . . . .	1994
13 — Josh Fogg, Florida . . . . .	1998
13 — Jarrod Kingrey, Alabama . . . . .	1998

### CAREER:

43 — Matt Price, South Carolina . . . . .	2009-12
41 — Joshua Fields, Georgia . . . . .	2005-08
38 — Brett Huber, Ole Miss . . . . .	2010-13
37 — Jonathan Holder, Mississippi State . . . . .	2012-14
33 — Matty Ott, LSU . . . . .	2009-11
33 — Cris Carpenter, Georgia . . . . .	1985-87
30 — Jonathan Holder, Miss. State . . . . .	2012-Present
30 — Alex Barylak, Georgia . . . . .	1991-94
29 — Rick Greene, LSU . . . . .	1990-92
29 — Van Johnson, Miss. State . . . . .	1995-98
29 — Finley Woodward, Auburn . . . . .	1995-97
25 — Steven Register, Auburn . . . . .	2002-04
25 — John Pricher, Florida . . . . .	1989-92
24 — Justin Huisman, Ole Miss . . . . .	1998-00
23 — Todd Helton, Tennessee . . . . .	1993-95
22 — Austin Hubbard, Auburn . . . . .	2007-10
22 — Blake Taylor, South Carolina . . . . .	2001-02
22 — Lee Gronkiewicz, South Carolina . . . . .	1999-01
22 — Rob Mosser, South Carolina . . . . .	1992-93
22 — Danny Wheeler, Florida . . . . .	1994-96
22 — Josh Fogg, Florida . . . . .	1996-98
21 — Caleb Reed, Miss. State . . . . .	2009-12
21 — Brian Reed, Alabama . . . . .	2002-03
20 — Tyler Webb, South Carolina . . . . .	2010-13
20 — Darren O'Day, Florida . . . . .	2003-06
20 — Chad Blackwell, South Carolina . . . . .	2004-07
20 — Colter Bean, Auburn . . . . .	1997-00
20 — Gregg Olson, Auburn . . . . .	1986-88

## TEAM RECORDS

### NCAA DISTRICT OR REGIONAL TITLES

20 — LSU . . . . .	1986-87-89-90-91-93-94-96-97-98-99-00-01-02-03-04-08-09-11-12-13
12 — South Carolina . . . . .	2000-01-02-03-04-06-07-09-10-11-12-13
12 — Mississippi State . . . . .	1971-79-81-85-90-97-98-00-01-07-11-13
10 — Florida . . . . .	1988-91-96-98-04-05-09-10-11-12
9 — Ole Miss . . . . .	1956-64-69-72-05-06-07-09-14
7 — Alabama . . . . .	1950-83-96-97-99-06-10

## VICTORIES

### SEC GAMES ONLY:

26 — Vanderbilt (26-3, .897) . . . . .	2013
25 — South Carolina (25-5, .833) . . . . .	2000
24 — Tennessee (24-5, .828) . . . . .	1994
23 — LSU (23-7, .767) . . . . .	2013
22 — South Carolina (22-8, .733) . . . . .	2011
22 — Florida (22-8, .733) . . . . .	2011
22 — Vanderbilt (22-8, .733) . . . . .	2011
22 — Florida (22-8, .733) . . . . .	2010
22 — Vanderbilt (22-8, .733) . . . . .	2007
22 — Arkansas (22-8, .733) . . . . .	1999
22 — LSU (22-7, .759) . . . . .	1997
22 — LSU (22-5, .815) . . . . .	1986
22 — Tennessee (22-8, .733) . . . . .	1995

### OVERALL:

57 — LSU (57-11, .838) . . . . .	2013
57 — South Carolina (57-18, .760) . . . . .	2002
57 — LSU (57-13, .814) . . . . .	1997
56 — South Carolina (56-10, .848) . . . . .	2000
56 — Alabama (56-14, .800) . . . . .	1997
56 — LSU (56-17, .767) . . . . .	2009
55 — South Carolina (55-14, .797) . . . . .	2011
55 — LSU (55-18, .753) . . . . .	1991
55 — LSU (55-17, .764) . . . . .	1989
55 — LSU (55-14, .797) . . . . .	1986
54 — Vanderbilt (54-2, .818) . . . . .	2013
54 — Vanderbilt (54-12, .818) . . . . .	2011
54 — South Carolina (54-16, .771) . . . . .	2010
54 — Vanderbilt (54-13, .806) . . . . .	2007
54 — LSU (54-19, .740) . . . . .	1990
54 — Miss. State (54-14, .794) . . . . .	1989
54 — Tennessee (54-16, .771) . . . . .	1995
53 — Florida (53-19, .736) . . . . .	2011
53 — South Carolina (53-17, .757) . . . . .	2004
53 — Alabama (53-16, .768) . . . . .	1999
53 — LSU (53-17-1, .754) . . . . .	1993
52 — LSU (52-17, .754) . . . . .	2000
52 — LSU (52-15, .776) . . . . .	1996
52 — Tennessee (52-14, .788) . . . . .	1994
52 — Georgia (52-19, .732) . . . . .	1990
51 — Vanderbilt (51-21, .708) . . . . .	2014
51 — Mississippi State (51-20, .718) . . . . .	2013
51 — Alabama (51-15, .773) . . . . .	2002
51 — Florida (51-21, .708) . . . . .	1991

### WINNING PERCENTAGE (SEC Games Only)

.941 — Tennessee (16-1) . . . . .	1951
.933 — Miss. State (14-1) . . . . .	1962
.923 — Alabama (12-1) . . . . .	1940

### GAMES PLAYED

75 — South Carolina (57-18, .760) . . . . .	2002
73 — LSU (56-17, .767) . . . . .	2009
73 — LSU (55-18, .753) . . . . .	1991
73 — LSU (54-19, .740) . . . . .	1990
72 — Vanderbilt (51-21, .708) . . . . .	2014
72 — Florida (53-19, .736) . . . . .	2011
72 — Florida (51-21, .708) . . . . .	1991
72 — LSU (55-17, .764) . . . . .	1989
71 — Miss. State (51-20, .718) . . . . .	2013
71 — Georgia (45-25-1, .641) . . . . .	2008
71 — Florida (48-23, .676) . . . . .	2005
71 — LSU (53-17-1, .754) . . . . .	1993
71 — Georgia (52-19, .732) . . . . .	1990
71 — Miss. State (50-21, .704) . . . . .	1990
70 — South Carolina (54-16, .771) . . . . .	2010
70 — Georgia (47-23, .671) . . . . .	2006
70 — South Carolina (53-17, .757) . . . . .	2004
70 — LSU (57-13, .814) . . . . .	1997
70 — Alabama (56-14, .800) . . . . .	1997
70 — Tennessee (54-16, .771) . . . . .	1995



# SEC RECORDS

ALABAMA • ARKANSAS • AUBURN • FLORIDA • GEORGIA • KENTUCKY • LSU • OLE MISS

## LONGEST GAME

21 innings — Kentucky vs. Kent State (6-7; NCAA Regional) . . . . . 2012  
20 innings — Auburn vs. Florida (7-6) . . . . . 1972

## BATTING AVERAGE

### SEASON:

.360 — Georgia (512 for 1,422) . . . . . 1980  
.348 — Auburn (816 for 2,344) . . . . . 2010  
.346 — Florida (825 for 2,384) . . . . . 2002  
.341 — South Carolina (725 for 2,124) . . . . . 1997  
.341 — Auburn (828 for 2,428) . . . . . 1997  
.341 — Arkansas (723 for 2,118) . . . . . 1997  
.340 — LSU (864 for 2,542) . . . . . 2000  
.340 — Alabama (860 for 2,527) . . . . . 1997  
.340 — Tennessee (703 for 2,065) . . . . . 199  
.340 — Auburn (789 for 2,324) . . . . . 1998  
.338 — Alabama (227 for 818) . . . . . 1955

## RUNS SCORED

### SEASON:

679 — Alabama (70 games) . . . . . 1997  
673 — LSU (70 games) . . . . . 1997  
652 — LSU (69 games) . . . . . 2000  
648 — LSU (67 games) . . . . . 1996  
633 — Florida (65 games) . . . . . 2002  
633 — Miss. State (68 games) . . . . . 1997  
618 — Miss. State (68 games) . . . . . 1989  
618 — Florida (64 games) . . . . . 1998  
617 — Alabama (69 games) . . . . . 1999  
613 — Auburn (67 games) . . . . . 1997  
605 — South Carolina (57 games) . . . . . 1997  
603 — LSU (71 games) . . . . . 1993  
596 — Miss. State (63 games) . . . . . 1999  
595 — Auburn (64 games) . . . . . 1998  
589 — Arkansas (56 games) . . . . . 1997  
587 — LSU (73 games) . . . . . 1990  
584 — Auburn (64 games) . . . . . 2010  
584 — South Carolina (75 games) . . . . . 2002  
583 — LSU (67 games) . . . . . 1998  
575 — LSU (73 games) . . . . . 2009  
574 — LSU (67 games) . . . . . 2001  
567 — Florida (68 games) . . . . . 2000  
566 — Tennessee (56 games) . . . . . 1998  
566 — LSU (72 games) . . . . . 1989  
560 — Miss. State (71 games) . . . . . 1990  
558 — Auburn (61 games) . . . . . 2000  
556 — LSU (66 games) . . . . . 1999  
552 — Georgia (71 games) . . . . . 1990

## HITS

### SEASON:

868 — South Carolina (75 games) . . . . . 2002  
864 — LSU (69 games) . . . . . 2000  
860 — Alabama (70 games) . . . . . 1997  
828 — Auburn (67 games) . . . . . 1997  
827 — Alabama (69 games) . . . . . 1999  
825 — Florida (65 games) . . . . . 2002  
816 — Auburn (64 games) . . . . . 2010  
823 — Miss. State (68 games) . . . . . 1997  
807 — LSU (73 games) . . . . . 1990  
791 — LSU (65 games) . . . . . 2004  
791 — LSU (70 games) . . . . . 1997  
789 — Auburn (64 games) . . . . . 1998  
788 — Tennessee (67 games) . . . . . 2005  
787 — Georgia (71 games) . . . . . 2008  
787 — Miss. State (63 games) . . . . . 1999  
786 — Georgia (70 games) . . . . . 2006  
784 — Miss. State (71 games) . . . . . 1990  
783 — LSU (73 games) . . . . . 2009  
783 — Florida (68 games) . . . . . 2000  
782 — Vanderbilt (67 games) . . . . . 2007  
778 — Miss. State (68 games) . . . . . 1989  
777 — LSU (68 games) . . . . . 2003

## RUNS BATTED IN

### SEASON:

632 — LSU (70 games) . . . . . 1997  
625 — Alabama (70 games) . . . . . 1997  
598 — LSU (69 games) . . . . . 2000  
585 — LSU (67 games) . . . . . 1996  
576 — Auburn (67 games) . . . . . 1997  
575 — Miss. State (68 games) . . . . . 1997  
567 — Florida (65 games) . . . . . 2002  
555 — Alabama (69 games) . . . . . 1999  
549 — Auburn (64 games) . . . . . 2010  
549 — Miss. State (68 games) . . . . . 1989  
545 — Florida (64 games) . . . . . 1998  
542 — LSU (67 games) . . . . . 1998  
541 — Miss. State (63 games) . . . . . 1999  
541 — Auburn (64 games) . . . . . 1998  
536 — South Carolina (57 games) . . . . . 1997  
532 — LSU (73 games) . . . . . 2009  
527 — LSU (71 games) . . . . . 1993  
526 — South Carolina (75 games) . . . . . 2002  
525 — Arkansas (56 games) . . . . . 1997  
514 — LSU (67 games) . . . . . 2001  
515 — LSU (73 games) . . . . . 1990  
510 — Tennessee (56 games) . . . . . 1998  
509 — Florida (68 games) . . . . . 2000  
507 — Auburn (61 games) . . . . . 2000  
502 — LSU (66 games) . . . . . 1999  
500 — Alabama (65 games) . . . . . 2000

## HOME RUNS

### INNING:

5 — South Carolina vs. Georgia (5 consecutive in NCAA Super Regional) . . . . . 2006  
5 — Kentucky vs. Georgetown (Ky.) . . . . . 1987  
5 — Tennessee vs. Vanderbilt . . . . . 1973

### GAME:

9 — Arkansas vs. Grambling State (NCAA Regional) . . . . . 2010  
9 — Kentucky vs. Murray State . . . . . 1994  
8 — South Carolina vs. Georgia (NCAA Super Regional) . . . . . 2006  
8 — Arkansas vs. Oral Roberts . . . . . 2005  
8 — Alabama vs. Alcorn State . . . . . 1992  
8 — Georgia vs. Georgia College . . . . . 1986  
8 — Ole Miss vs. SE Louisiana . . . . . 1981  
8 — LSU vs. Southern California . . . . . 1998

### SEASON:

188 — LSU (70 games) . . . . . 1997  
160 — Alabama (70 games) . . . . . 1997  
157 — LSU (67 games) . . . . . 1998  
132 — Florida (64 games) . . . . . 1998  
131 — Auburn (64 games) . . . . . 2010  
131 — LSU (67 games) . . . . . 1996  
122 — South Carolina (75 games) . . . . . 2002  
122 — Alabama (64 games) . . . . . 1998  
122 — South Carolina (62 games) . . . . . 1998  
120 — Alabama (63 games) . . . . . 1999  
113 — South Carolina (66 games) . . . . . 2007  
111 — Florida (65 games) . . . . . 2002  
110 — South Carolina (63 games) . . . . . 2008  
110 — South Carolina (69 games) . . . . . 2001  
110 — Kentucky (57 games) . . . . . 1994  
109 — Georgia (62 games) . . . . . 2009  
109 — South Carolina (63 games) . . . . . 2009  
107 — Alabama (58 games) . . . . . 2009  
107 — LSU (73 games) . . . . . 2009  
107 — Tennessee (56 games) . . . . . 1998  
106 — South Carolina (70 games) . . . . . 2004  
105 — South Carolina (66 games) . . . . . 2000  
104 — LSU (66 games) . . . . . 1999  
102 — Georgia (63 games) . . . . . 1987

## TRIPLES

### SEASON:

38 — Arkansas (57 games) . . . . . 1994  
37 — LSU (71 games) . . . . . 1993  
34 — Ole Miss (55 games) . . . . . 1991  
34 — Arkansas (59 games) . . . . . 1993  
34 — Arkansas (61 games) . . . . . 1995  
34 — Alabama (70 games) . . . . . 1997



# SEC RECORDS



MISSISSIPPI STATE • MISSOURI • SOUTH CAROLINA • TENNESSEE • TEXAS A&M • VANDERBILT

33 — Miss. State (60 games) . . . . .	1979
32 — Tennessee (63 games) . . . . .	2000
32 — Tennessee (66 games) . . . . .	1994
31 — Alabama (63 games) . . . . .	1999
31 — Arkansas (59 games) . . . . .	1996
31 — Florida (60 games) . . . . .	1979
30 — Arkansas (57 games) . . . . .	1992
30 — Georgia (23 games) . . . . .	1952

18 — LSU . . . . .	1986
17 — Ole Miss . . . . .	1960
17 — Auburn . . . . .	1997
16 — South Carolina . . . . .	2014
16 — Alabama . . . . .	1999
16 — Auburn . . . . .	1976
15 — LSU . . . . .	2013
15 — Kentucky . . . . .	2000
15 — Tennessee . . . . .	1997
15 — Miss. State . . . . .	1987
15 — Alabama . . . . .	1997
15 — Alabama . . . . .	1983
15 — LSU . . . . .	1995
14 — Florida . . . . .	2001 and 2004
14 — Auburn (Twice) . . . . .	1995

## DOUBLES

### SEASON:

194 — LSU (69 games) . . . . .	2000
178 — South Carolina (75 games) . . . . .	2002
168 — Arkansas (56 games) . . . . .	1997
165 — Auburn (67 games) . . . . .	1997
165 — Auburn (64 games) . . . . .	1998
163 — Alabama (70 games) . . . . .	1997
161 — Alabama (69 games) . . . . .	1999
159 — Alabama (69 games) . . . . .	1996
159 — Florida (64 games) . . . . .	1998
158 — Vanderbilt (67 games) . . . . .	2007
157 — Auburn (65 games) . . . . .	1999
157 — Miss. State (68 games) . . . . .	1989
156 — Miss. State (63 games) . . . . .	1999
156 — LSU (73 games) . . . . .	1990
154 — Alabama (66 games) . . . . .	2002
153 — Arkansas (65 games) . . . . .	1999
153 — Georgia (71 games) . . . . .	1990
152 — LSU (71 games) . . . . .	1993
152 — Auburn (63 games) . . . . .	1995
152 — Tennessee (56 games) . . . . .	1998
151 — Tennessee (68 games) . . . . .	2001
149 — Tennessee (61 games) . . . . .	1997
148 — Auburn (64 games) . . . . .	2010
148 — LSU (69 games) . . . . .	2008
148 — South Carolina (64 games) . . . . .	1992
147 — LSU (68 games) . . . . .	2003
147 — Georgia (69 games) . . . . .	2001
147 — LSU (70 games) . . . . .	1997
146 — LSU (65 games) . . . . .	1995
146 — Miss. State (65 games) . . . . .	1998
146 — Kentucky (57 games) . . . . .	1998
145 — Vanderbilt (72 games) . . . . .	2014
145 — Miss. State (64 games) . . . . .	1988

## STOLEN BASES

### SEASON:

215 — Tennessee (63 games) . . . . .	2000
182 — Vanderbilt (54 games) . . . . .	1989
174 — Tennessee (60 games) . . . . .	1991
160 — Tennessee (68 games) . . . . .	2001
159 — Tennessee (59 games) . . . . .	1990
156 — LSU (68 games) . . . . .	1987
154 — Vanderbilt (60 games) . . . . .	1974

## DOUBLEHEADER NO-HITTERS

Vanderbilt vs. Louisville (Willis 3-0, Wessel 2-0) . . . . .	1971
--	------

## CONSECUTIVE WINS

### SEC GAMES ONLY:

17 — South Carolina (single-season) . . . . .	2000
15 — Tennessee (single-season) . . . . .	1951
*LSU won 15-straight over two seasons (4 in 1990; 11 in 1991)	
*Alabama won 19-straight over two seasons (10 in 1941; 9 in 1942)	

### OVERALL:

23 — LSU . . . . .	2008
22 — Kentucky . . . . .	2012
22 — South Carolina . . . . .	2000
20 — Vanderbilt . . . . .	2007
20 — South Carolina . . . . .	2000
19 — Kentucky . . . . .	2008
19 — Kentucky . . . . .	2007
19 — LSU . . . . .	1997
18 — Florida . . . . .	2012
18 — South Carolina . . . . .	2004
18 — Arkansas . . . . .	1996

## TOTAL BASES

### GAME:

71 — South Carolina vs. Charleston Southern . . . . .	2004
(NCAA Record)	
63 — Alabama vs. Georgia Southern . . . . .	1984

### SEASON:

1,569 — Alabama (70 games) . . . . .	1997
1,523 — LSU (70 games) . . . . .	1997
1,448 — South Carolina (75 games) . . . . .	2002
1,410 — Alabama (69 games) . . . . .	1999
1,385 — Auburn (64 games) . . . . .	2010
1,378 — LSU (69 games) . . . . .	2000
1,353 — Florida (64 games) . . . . .	1998
1,348 — Florida (65 games) . . . . .	2002
1,331 — LSU (67 games) . . . . .	1996
1,319 — LSU (67 games) . . . . .	1998
1,284 — Auburn (67 games) . . . . .	1997
1,283 — LSU (73 games) . . . . .	2009
1,265 — LSU (69 games) . . . . .	2008
1,253 — Auburn (64 games) . . . . .	1998
1,249 — Alabama (64 games) . . . . .	1998
1,245 — Miss. State (68 games) . . . . .	1989
1,241 — Miss. State (68 games) . . . . .	1997
1,238 — Miss. State (65 games) . . . . .	1998
1,225 — Georgia (71 games) . . . . .	2008
1,220 — Miss. State (71 games) . . . . .	1990
1,218 — LSU (71 games) . . . . .	1993
1,217 — LSU (68 games) . . . . .	2003
1,212 — Florida (68 games) . . . . .	2000
1,209 — South Carolina (62 games) . . . . .	1998
1,208 — Georgia (70 games) . . . . .	2006
1,206 — LSU (73 games) . . . . .	1990
1,205 — LSU (67 games) . . . . .	2001
1,204 — South Carolina (70 games) . . . . .	2004
1,202 — LSU (65 games) . . . . .	2004
1,200 — Tennessee (56 games) . . . . .	1998

## SAVES

### SEASON:

27 — South Carolina . . . . .	2012
25 — South Carolina . . . . .	2002
24 — Miss. State . . . . .	2013
24 — South Carolina . . . . .	2004
23 — South Carolina . . . . .	2011
23 — Auburn . . . . .	1995
22 — South Carolina . . . . .	2013
22 — LSU . . . . .	2009
22 — Alabama . . . . .	2002
22 — South Carolina . . . . .	2001
21 — Vanderbilt . . . . .	2014
21 — Miss. State . . . . .	2012
21 — Georgia . . . . .	2011
21 — Auburn . . . . .	2005
21 — South Carolina . . . . .	2000
21 — Ole Miss . . . . .	1993
21 — Miss. State . . . . .	1998
20 — Florida . . . . .	2014
20 — Arkansas . . . . .	2011
20 — LSU . . . . .	1989



# SEC RECORDS

ALABAMA • ARKANSAS • AUBURN • FLORIDA • GEORGIA • KENTUCKY • LSU • OLE MISS

## SEC NOTES

### SECOND TO NONE

In the past 25 years, the Southeastern Conference has been the top college baseball conference in the nation. Consider:

- Since 1990, 172 squads have received NCAA Tournament bids to lead the nation.
- A nation-leading 50 SEC teams have recorded College World Series berths since 1990, winning 10 of the last 25 NCAA titles (1990, 1991, 1993, 1996, 1997, 2000, 2009, 2010, 2011 and 2014) and seven runner-ups (1997, 2002, 2005, 2008, 2011, 2012 and 2013).
- Eleven different SEC squads (Alabama, Arkansas, Auburn, Florida, Georgia, LSU, Ole Miss, Mississippi State, South Carolina, Tennessee, Vanderbilt) have made CWS appearances since 1990, the most squads from a conference to appear in Omaha since that time.
- SEC squads have appeared in 29 of the last 30 NCAA College World Series, with the lone miss in 1992.
- Since 1990, 32 SEC squads have posted 50 or more wins.

### SEC IN THE COLLEGE WORLD SERIES

Since 1990, the Southeastern Conference has been the most successful baseball conference in the country. The SEC has won 10 of the last 25 NCAA titles (1990, 1991, 1993, 1996, 1997, 2000, 2009, 2010, 2011 and 2014), finished runner-up seven times and has put more teams in the College World Series than any conference in the country. Take a look at the SEC's success in the last 25 years:

### CONFERENCE RECORDS IN THE CWS

Since 1990

(Using current conference alignments)

Conference	App.	Games	W-L	Pct.
SEC	50	188	105-87	.547
Pacific-12	34	128	75-56	.573
Atlantic Coast	31	106	44-52	.458
Big 12	23	83	34-49	.410
Big West	17	60	31-29	.517
Independents	10	36	21-15	.583
Missouri Valley	6	18	8-10	.444
Western Athletic	6	23	12-11	.522
C-USA	6	17	5-12	.294
American	5	10	2-8	.200
Southern	2	5	1-4	.200
Big Ten	1	3	1-2	.333
Mountain West	1	5	3-2	.600
Sun Belt	1	4	2-2	.500
West Coast	1	4	4-0	1.000
Mid-American	1	3	1-2	.333
America East	1	2	0-2	.000

- Not counting games against each other, the SEC has posted an 80-64 record in the College World Series since 1990, a 55.6 winning percentage.
- Since 1990, an SEC team has played in 169 of the 360 games in the College World Series, an amazing 47 percent of games. SEC teams played in 12 of the 15 games of the 2004 College World Series and in 11 of the 16 in 2013.
- The SEC has sent 11 of its 14 schools to the College World Series since 1990. Texas A&M also advanced three times since 1990 prior to joining SEC.
- The SEC has played 49 games in the "Final Four" of the College World Series since 1990, an average of over 1.5 per year.

### SEC FIRST ROUND MAJOR LEAGUE PICKS

Two SEC players were taken in the first round of the 2014 Major League Baseball Amateur Draft, held in June in New York City. LSU's Aaron Nola was selected seventh overall by the Philadelphia Phillies. Vanderbilt's Tyler Beede was chosen 14th by the San Francisco Giants. With those two selections this year, the SEC has now had a first round selection in each year since 1991 and 98 total in the first round during that time.

### 2014 PRESEASON COACHES POLL RESULTS

#### Eastern Division

Team	Pts.
1. South Carolina (9)	86
2. Vanderbilt (5)	82
3. Florida	69
4. Kentucky	47
5. Tennessee	39
6. Georgia	38
7. Missouri	24

#### Western Division

Team	Pts.
1. LSU (6)	84
2. Mississippi State (7)	83
3. Alabama	58
Texas A&M (1)	58
5. Arkansas	44
6. Ole Miss	35
7. Auburn	21

SEC Champion: South Carolina (5); LSU (4), Mississippi State (4); Vanderbilt (1)

### SEC ENDS 80TH SEASON OF CONFERENCE PLAY

This 2014 season marked the 80th season of conference play in the Southeastern Conference. In 1933, baseball became one of the first sports in which the SEC crowned a champion. The league did not sponsor teams in 1945 and 1946 due to World War II.

The SEC standings below include all regular-season games from 1933-2013, with SEC Tournament games counting in 1993 and 1994.

### All-Time SEC Standings

Team	Years	Games	Won	Lost	Tied	Pct.
Florida	78	1561	937	622	2	.601
South Carolina	23	661	377	283	1	.571
Alabama	80	1675	929	743	3	.556
LSU	80	1643	903	737	6	.551
Mississippi State	80	1632	876	755	1	.537
Auburn	80	1613	849	764	3	.527
Arkansas	23	648	335	311	0	.517
Ole Miss	80	1595	768	824	2	.482
Georgia	80	1612	752	857	3	.467
Tennessee	72	1503	698	809	1	.465
Texas A&M	2	59	27	32	0	.458
Kentucky	75	1559	661	892	8	.426
Vanderbilt	68	1464	598	865	9	.411
Missouri	2	60	16	44	0	.267

### All-Time Records

Team	Years	Games	Won	Lost	Tied	Pct.
Texas A&M	113	3962	2524	1438	42	.642
Mississippi State	124	3983	2496	1459	28	.630
South Carolina	123	3937	2455	1465	17	.626
Alabama	121	4037	2500	1514	23	.622
LSU	119	3915	2389	1502	24	.613
Arkansas	92	3336	2040	1290	6	.612
Florida	100	3872	2346	1502	24	.609
Auburn	80	3199	1912	1281	6	.599
Ole Miss	114	3533	2027	1486	20	.576
Georgia	127	3815	2143	1648	24	.565
Tennessee	105	3425	1917	1494	14	.562
Vanderbilt	116	3826	2132	1662	32	.561
Missouri	124	3699	2198	1481	20	.597
Kentucky	103	3335	1812	1501	25	.547



# HONORS

[SECSPORTS.COM](http://SECSPORTS.COM)



# HONORS

ALABAMA • ARKANSAS • AUBURN • FLORIDA • GEORGIA • KENTUCKY • LSU • OLE MISS

## NATIONAL PLAYER OF THE YEAR AWARD WINNERS



### DAVE MAGADAN

**1983, Alabama**

Alabama's David Magadan was named the sixth recipient of the Golden Spikes Award, college baseball's answer to football's Heisman Trophy, for his banner season in 1983, one in which he led the Crimson Tide to a second place finish nationally. Magadan, who hit .439 for his Alabama career, hit an amazing .525 his last year, which included a phenomenal 10 for 11 series in the SEC Tournament. In a 15-2 triumph over Florida, Magadan was 5-for-5 with a pair of home runs and doubles. For the season, Magadan was 114 for 217, including 31 doubles, just one of many SEC records then owned by the Tampa, Fla., native.

Magadan was also voted "Player of the Year" by Baseball America making him the first SEC player ever to be named the nation's best.



### WILL CLARK

**1985, Miss. State**

Mississippi State's Will Clark was the eighth winner of the Golden Spikes Award after a stellar career under Coach Ron Polk and a banner 1985 collegiate season.

Clark batted .420 while slugging SEC-leading totals of 25 homers, 77 RBI and 158 total bases in leading the Bulldogs to a tie for third place with Arkansas in the '85 NCAA College World Series. Mississippi State finished the season with a 50-15 mark, then the most overall wins ever by an SEC team.

The New Orleans, La., native ended his career with a Mississippi State career record batting average of .391 and 61 career homers (second-highest total in SEC history behind teammate Rafael Palmeiro with 67) in three seasons. Clark then signed as the second player chosen in the '85 Major League Baseball Draft by the San Francisco Giants. He led the '84 Olympic Team with a .429 average and three home runs in four games at Dodger Stadium and was selected as Amateur Baseball Player of the Year in 1985 by the U.S. Olympic Committee.



### DEREK LILLIQUIST

**1987, Georgia**

Georgia's Derek Lilliquist, pitcher for the SEC regular season champion and College World Series participant Bulldogs, was named the national Pitcher of the Year by Baseball America in 1987. He was also chosen an All-America by the American Baseball Coaches Association, The Sporting News and Baseball America.

In 1987, Lilliquist posted a 14-3 record with an earned run average of 2.24. He continues to hold the Georgia record for strikeouts in a season with 190, achieved in 1987.

Drafted by the Atlanta Braves in 1987, Lilliquist reached the major leagues with the Braves in 1989 and has also played with the San Diego Padres and Cleveland Indians. The Winter Park, Fla. native, also belted 19 home runs and 63 runs batted as a designated hitter during his junior season in 1987.



### BEN MCDONALD

**1989, LSU**

LSU pitcher Ben McDonald was the 12th winner of the prestigious Golden Spikes Award in 1989 after leading his team to its second College World Series appearance in his three-year career.

In 1989, McDonald notched a 14-4 record and a 3.49 ERA while setting the SEC mark for strikeouts with 202. He also recorded four saves in leading LSU to an 18-9 second place SEC showing and a 55-17 overall mark. The squad earned a fourth place finish in the CWS. McDonald was tabbed a consensus All-America and the recipient of the Collegiate Baseball/ESPN Pitcher of the Year Award.

McDonald also knew success on the international level. He led the U.S. to the gold medal in the 1988 Olympics in Seoul, Korea by posting complete game wins over Korea (5-3) and Puerto Rico (7-2). The right-handed fireballer allowed only two earned runs in 18 innings at the Olympics, while striking out 17 and walking four.



### LLOYD PEEVER

**1992, LSU**

LSU's Lloyd Peever, pitcher for the SEC Champion Tigers, was the winner of the Collegiate Baseball Player of the Year Award in 1992. Peever was also a first-team All-America selection by the American Baseball Coaches

Association and Baseball America.

Peever recorded a perfect 14-0 record in 1992 with an earned run average of 1.978. He led the SEC in wins and was second in ERA. In 104.2 innings, he allowed just 67 hits and 20 walks.

Peever, a junior from Stonewall, Okla., turned pro following the 1992 season and was a fourth-round draft selection of the Rockies.



### TODD HELTON

**1995, Tennessee**

Tennessee's Todd Helton, standout first baseman and pitcher for the SEC Champion Volunteers, was the winner of the Mizuno/Collegiate Baseball, Baseball America and the Baseball Weekly/USA Today Player of the Year awards. He was also the recipient of the Dick Howser Player of the Year Award.

Helton batted .407 with a league-high 105 hits, 20 home runs, 92 runs batted in, 86 runs scored, 27 doubles and a .775 slugging percentage. On the mound, he was equally as impressive. The Knoxville, Tenn. native, had a SEC-best 1.66 earned run average while achieving an 8-2 record. His hits per 9 innings ratio of 5.68 was the best in the league and he recorded 12 saves, second best in the league.



### TIM HUDSON

**1997, Auburn**

Auburn's Tim Hudson, standout outfielder and pitcher for the Tigers, was the winner of the Smith Award, given annually to the top collegiate baseball player in the country.

Hudson batted .396 with 18 home runs and 95 RBI, which was second in the SEC. On the mound, Hudson recorded a 15-2 mark with a 2.97

ERA. His win total was tops among all NCAA Division I pitchers. He led the SEC in wins, strikeouts (165), hits allowed per 9 innings (6.62) and his opponents batting average was a league-low .199.

Hudson ended his collegiate career after his Tigers' appearance in the College World Series and was a 6th round pick by the Oakland A's.

as well as being named American Baseball Coaches Association Player of the Year.

He led the SEC in five different pitching categories and helped Vandy to a school-record-season victories' total at 54-13 overall and is the Commodores' first men's athletics national player of the year in any sport. Price was chosen as the first player in the 2007 Major League Baseball Draft by the Tampa Bay Devil Rays and closed the year at 11-1 overall with 194 strikeouts in 133 1/3 innings pitched (13.1 strikeouts every nine frames). He did not lose a decision in his 17 starts and struck out 10 or more batters in 12 of those first 17 appearances.



## BRAD WILKERSON

**1998, Florida**

Florida's Brad Wilkerson, an outstanding pitcher, first baseman, outfielder and designated hitter, was named the National Player of the Year by the National Collegiate Baseball Writers Association.

Wilkerson batted .347 and led the SEC Champion Gators with 23 home runs and 70 runs batted in. He also led Florida in pitching with a 10-5 record, a 4.98 earned run average while striking out 136 batters, an SEC-best.

Wilkerson was a two-time All-SEC first-team selection and consensus All-America pick in 1998. Wilkerson was the 33rd selection in the 1998 Major League Baseball Amateur Draft, taken by the Montreal Expos.



## MIKE ZUNINO

**2012, Florida**

Mike Zunino capped off one of the greatest individual seasons by a University of Florida student-athlete when USA Baseball announced him as the recipient of the 2012 USA Baseball Golden Spikes Award (GSA). The prestigious award, now in its 35th year of recognizing the nation's top amateur baseball player, was presented live on MLB Network. Zunino joined fellow catcher Buster Posey (2008) as the only player to collect the Golden Spikes Award, the Dick Howser Trophy and the Johnny Bench Award in the same campaign. Zunino is the first GSA winner and highest draft pick in Florida's history, and he marked the first GSA finalist for the Gators since Matt LaPorta in 2007. The Cape Coral, Fla., native was a consensus first-team All-American, the first Dick Howser Trophy recipient from Florida, Baseball America's 2012 College Player of the Year, the initial Johnny Bench Award winner from UF and the 2012 National Player of the Year by CollegeBaseballInsider.com. He finished as the Gators' "Triple Crown" winner, leading the team in batting average (.322), RBI (67) and homers (19), and paced the Orange and Blue in total bases (164), doubles (28), sacrifice flies (11) and slugging percentage (.669).



## EDDY FURNISS

**1998, LSU**

LSU's Eddy Furniss, the Tigers' standout first baseman, was named the recipient of the Dick Howser Award, given annually to the nation's outstanding collegiate player.

Furniss led the SEC in slugging percentage (.898) and on-base percentage (.545). Furniss, a four-year star for the College World Series-bound Tigers, hit a team-high .403 with 28 home runs and 76 runs batted in.

Furniss was a two-time All-SEC first-team selection and a unanimous choice among the league's coaches in 1998. A consensus All-America in 1998, Furniss was a fourth round selection in the 1998 Major League Baseball Amateur Draft by the Pittsburgh Pirates.



## AJ REED

**2014, Kentucky**

AJ Reed had one of the most prolific individual seasons in the history of college baseball in 2014, earning unanimous national player of the year honors as Kentucky's Friday-night ace, league leader in wins, and the NCAA leader in home runs. Reed was named the winner of the 2014 USA Baseball Golden Spikes Award, also claiming Baseball America's College Player of the Year, the National Collegiate Baseball Writers Association's Dick Howser Trophy, the Perfect Game National Player of the Year, the John Olerud Two-Way Player of the Year and the Louisville Slugger National Player of the Year awards. Was one of three players in SEC history to earn unanimous national player of the year honors (Dave Magadan, David Price). A 6-foot-4, 240-pound native of Terre Haute, Ind., Reed became the first player in SEC history to lead the conference in pitching wins (12), homers (23) and RBI (73). He led the NCAA in homers, slugging (.735) and OPS (1.211), sporting a 12-2 record and a 2.09 ERA on the mound. He became the first player in the SEC to hit over 20 homers in the BBCOR era, single handedly hitting more homers than 185 teams in college baseball hit in 2014. Reed posted a .336 average, narrowly missing the second triple crown in SEC history, also pacing the circuit in on-base percentage (.476), total bases (164), scoring 60 runs, adding 18 doubles and one triple, with his 23 homers tying the UK single-season record. The second-winningest pitcher in Kentucky history, Reed pitched 112 innings as a junior in 2014, before signing as the first pick of the second round in the 2014 MLB Draft. Reed was tabbed the 2013-14 Roy F. Kramer SEC Male Athlete of the Year, the seventh former UK athlete to earn the honor and the first baseball star.



## KIP BOUKNIGHT

**2000, South Carolina**

South Carolina's Kip Bouknight, pitcher for the SEC Champion Gamecock's, was named the recipient of the Rotary Smith Award, as well as National Player of the Year by Collegiate Baseball and the American Baseball

Coaches Association.

Bouknight led the nation in wins with 17, while only having one loss on the year. His 2.81 ERA was second in the league while he led all SEC pitchers in strikeouts with 143.

A consensus All-America in 2000, Bouknight was also named SEC Player of the year. Receptient of SEC Pitcher of the Week honors for the week of April 10. Bouknight was also recognized for his roll in the classroom by being named to the 2000 SEC Baseball Academic Honor Roll.



## DAVID PRICE

**2007, Vanderbilt**

David Price of Vanderbilt won the fourth annual Brooks Wallace Award for national collegiate player of the year. Price was consensus All-America and 2006-07 Southeastern Conference Male Athlete of the Year. He also recently captured the Dick Howser Trophy and Golden Spikes Award



# HONORS

ALABAMA • ARKANSAS • AUBURN • FLORIDA • GEORGIA • KENTUCKY • LSU • OLE MISS

## SEC ALL-AMERICANS

(First Team Only)

**1949** Dominic Fucci, Kentucky . . . . .C. . . . . Coaches  
**1950** Ed White, Alabama. . . . .OF. . . . . Coaches  
**1953** B.B. Hopkins, Tennessee . . . . .3B. . . . . Coaches  
**1957** Fred Frickie, Alabama . . . . .1B. . . . . Coaches  
**1958** Bernie Parrish, Florida . . . . .2B. . . . . Coaches  
**1959** Perry McGriff, Florida . . . . .1B. . . . . Coaches  
**1960** Jake Gibbs, Ole Miss . . . . .3B. . . . . Coaches  
**1962** Tom Moore, Florida . . . . .3B. . . . . Coaches  
 Larry Nichols, Auburn . . . . .CF. . . . . Coaches  
**1963** Tom Moore, Florida . . . . .3B. . . . . Coaches  
**1964** Donnie Kessinger, Ole Miss. . . . .SS . . . . . Coaches, Sporting News  
**1966** Del Unser, Miss. State . . . . .OF. . . . . Sporting News  
**1967** Q.V. Lowe, Auburn . . . . .P . . . . . Coaches  
**1970** Sam Ewing, Tennessee . . . . .CF. . . . . Coaches, Sporting News  
 Dan Adams, Ole Miss. . . . .3B. . . . . Sporting News  
**1971** Philip Still, Miss. State . . . . .3B. . . . . Coaches, Sporting News  
**1972** Paul Husband, Ole Miss . . . . .OF. . . . . Coaches, Worth  
**1973** Paul Husband, Ole Miss . . . . .RF . . . . . Coaches, Sporting News  
 Bobby Tucker, Tennessee . . . . .RF . . . . . Coaches  
**1974** Mike Miley, LSU . . . . .2B. . . . . Sporting News  
**1975** Condredge Holloway, Tenn. . . . .SS . . . . . Sporting News  
**1976** Rick Honeycutt, Tennessee . . . . .1B. . . . . Coaches  
**1977** Nat Showalter, Miss. State . . . . .OF. . . . . Coaches  
**1979** Mike Kelly, Miss. State . . . . .CF. . . . . Coaches  
 Marc Sullivan, Florida . . . . .C. . . . . Sporting News  
**1980** Scotti Madison, Vanderbilt. . . . .C. . . . . Coaches, Sporting News  
**1981** Mark Gillaspie, Miss. State . . . . .RF . . . . . Coaches  
**1983** David Magadan, Alabama . . . . .1B. . . . . Consensus  
 Rafael Palmeiro, Miss. State. . . . .1B. . . . . Baseball America  
**1984** Rafael Palmeiro, Miss. State. . . . .1B. . . . . Coaches, Baseball America  
 Will Clark, Miss. State . . . . .1B. . . . . Sporting News  
 Alan Cockrell, Tennessee. . . . .OF. . . . . Sporting News  
**1985** Rafael Palmeiro, Miss. State. . . . .LF . . . . . Sporting News  
 Will Clark, Miss. State . . . . .1B. . . . . Consensus  
 Jeff Brantley, Miss. State . . . . .P . . . . . Consensus  
**1986** Doug Duke, Alabama . . . . .C. . . . . Coaches, Baseball America  
**1987** Derek Lilliquist, Georgia . . . . .P . . . . . Consensus  
 Gregg Olson, Auburn . . . . .P . . . . . Baseball America  
 Rodney Brewer, Florida . . . . .1B. . . . . Sporting News  
**1988** Gregg Olson, Auburn . . . . .P . . . . . Coaches, Baseball America  
 Ben McDonald, LSU . . . . .P . . . . . Baseball America  
**1989** Ben McDonald, LSU . . . . .P . . . . . Consensus  
 Frank Thomas, Auburn . . . . .1B. . . . . Consensus  
 Pete Young, Miss. State . . . . .U. . . . . Baseball America  
**1990** Wes Grisham, LSU . . . . .OF. . . . . Baseball America  
**1991** Joe Vitiello, Alabama . . . . .OF. . . . . Baseball America  
 John Burke, Florida. . . . .P . . . . . Baseball America  
**1992** Lloyd Peever, LSU . . . . .P . . . . . Consensus  
 Doug Hecker, Tennessee . . . . .1B. . . . . Baseball America  
**1993** Todd Walker, LSU . . . . .2B. . . . . Consensus  
 John Powell, Auburn . . . . .P . . . . . Baseball America

Vee Hightower, Vanderbilt . . . . .OF. . . . . Mizuno  
 Joe Biernat, South Carolina. . . . .INF . . . . . NCBWA  
**1994** Todd Walker, LSU . . . . .2B. . . . . Mizuno, Baseball America,  
 ABCA, NCBWA  
 R. A. Dickey, Tennessee . . . . .P . . . . . Mizuno, Baseball America  
 Gary Rath, Miss. State . . . . .P . . . . . Baseball America, ABCA  
 Jeff Abbott, Kentucky. . . . .OF. . . . . Mizuno, NCBWA  
 Todd Helton, Tennessee. . . . .P . . . . . NCBWA  
 Jay Waggoner, Auburn . . . . .1B. . . . . NCBWA  
 Russ Johnson, LSU . . . . .SS . . . . . NCBWA  
**1995** Jamey Price, Ole Miss . . . . .P . . . . . Mizuno, NCBWA  
 Todd Helton, Tennessee. . . . .UT. . . . . Mizuno, Baseball America,  
 ABCA, NCBWA  
 Mark Bellhorn, Auburn . . . . .SS . . . . . Baseball America  
 Ryan Halla, Auburn. . . . .P . . . . . ABCA, NCBWA  
 R.A. Dickey, Tennessee . . . . .P . . . . . NCBWA  
 Scott Schultz, LSU . . . . .P . . . . . NCBWA  
 David Dellucci, Ole Miss . . . . .OF. . . . . NCBWA  
**1996** R.A. Dickey, Tennessee . . . . .P . . . . . NCBWA, Collegiate Baseball  
 Dax Norris, Alabama . . . . .C. . . . . NCBWA  
 Eddy Furniss, LSU . . . . .1B. . . . . Consensus  
 David Eckstein, Florida . . . . .2B. . . . . NCBWA  
 Chad Green, Kentucky . . . . .OF. . . . . NCBWA, ABCA,  
 Baseball America  
 Brad Wilkerson, Florida. . . . .UT/ATH. . . . . NCBWA  
 Eddie Yarnall, LSU. . . . .P . . . . . Baseball America, ABCA  
**1997** Tim Hudson, Auburn. . . . .UT/P . . . . . Consensus  
 Patrick Coogan, LSU . . . . .P . . . . . NCBWA  
 Brandon Larson, LSU . . . . .SS/DH. . . . . NCBWA, Sporting News,  
 Baseball America, ABCA  
 Roberto Vaz, Alabama . . . . .OF. . . . . NCBWA, Sporting News,  
 ABCA  
 Brad Wilkerson, Florida. . . . .UT. . . . . NCBWA, Baseball America  
 Ryan Bordenick, So. Carolina . . . . .DH . . . . . ABCA  
**1998** Josh Fogg, Florida . . . . .P . . . . . NCBWA, Louisville Slugger,  
 Baseball America  
 Eddy Furniss, LSU . . . . .1B. . . . . Consensus  
 Jeff Pickler, Tennessee . . . . .2B. . . . . Consensus  
 Brad Wilkerson, Florida. . . . .UT/DH. . . . . Consensus  
 Brian Wiese, Miss. State . . . . .UT. . . . . NCBWA  
 Adam Everett, South Carolina . . . . .SS . . . . . Baseball America  
 Mike Curry, South Carolina. . . . .OF. . . . . Baseball America  
 Brad Cresse, LSU . . . . .C. . . . . Sporting News  
**1999** Kurt Ainsworth, LSU. . . . .P . . . . . Baseball America  
 Hunter Bledsoe, Vanderbilt . . . . .3B. . . . . Louisville Slugger  
**2000** Kip Bouknight, South Carolina. . . . .P . . . . . Consensus  
 Brad Cresse, LSU . . . . .C. . . . . Consensus  
 Todd Faulkner, Auburn . . . . .1B. . . . . Consensus  
 Gabe Gross, Auburn. . . . .OF. . . . . ABCA, Louisville Slugger,  
 Baseball America, NCBWA  
 Chris Burke, Tennessee . . . . .2B. . . . . Baseball Weekly  
**2001** Chris Burke, Tennessee . . . . .SS . . . . . Baseball Weekly,  
 Collegiate Baseball, ABCA,  
 NCBWA

# HONORS



MISSISSIPPI STATE • MISSOURI • SOUTH CAROLINA • TENNESSEE • TEXAS A&M • VANDERBILT

Lee Gronkiewicz, S. Carolina . . . . .P . . . . . Baseball Weekly, Collegiate Baseball, ABCA, NCBWA

**2002** Yaron Peters, S. Carolina, . . . . .1B . . . . . Baseball America, ABCA  
Blake Taylor, S. Carolina . . . . .P . . . . . NCBWA, ABCA

**2003** David Marchbanks, S. Carolina. . . . .P . . . . . Collegiate Baseball, Baseball America, NCBWA, CollegeBaseballInsider.com

Aaron Hill, LSU . . . . .SS . . . . . Baseball America  
Beau Hearod, Alabama . . . . .UT/ATH . . . . . NCBWA  
Steven Register, Auburn . . . . .RP . . . . . NCBWA

**2004** Landon Powell, S. Carolina . . . . .C . . . . . Baseball Weekly, NCBWA  
John Zeringue, LSU . . . . .OF . . . . . Baseball Weekly, ABCA, NCBWA  
Stephen Head, Ole Miss . . . . .DH/UTY. . . . . Baseball Weekly, Baseball America, College Baseball Insider  
Justin Hoyman, Florida . . . . .P . . . . . Collegiate Baseball, ABCA, College Baseball Insider  
Brad Corley, Miss. State. . . . .OF . . . . . Baseball America  
Warner Jones, Vanderbilt . . . . .DH . . . . . Baseball America, ABCA  
Chad Blackwell, S. Carolina . . . . .RP . . . . . College Baseball Insider

**2005** Matt LaPorta, Florida . . . . .1B . . . . . Baseball America, NCBWA, Collegiate Baseball, Baseball Weekly, ABCA  
Luke Hochevar, Tennessee . . . . .P . . . . . Baseball America, NCBWA, Collegiate Baseball, Baseball Weekly, ABCA  
Ryan Patterson, LSU . . . . .OF . . . . . NCBWA, Baseball Weekly  
Brian Pettway, Ole Miss . . . . .OF . . . . . NCBWA, Collegiate Baseball  
Stephen Head, Ole Miss . . . . .UT/DH. . . . . Sports Weekly, ABCA

**2006** Pedro Alvarez, Vanderbilt . . . . .3B . . . . . Baseball America  
Ryan Strieby, Kentucky. . . . .1B . . . . . Baseball America, Collegiate Baseball, ABCA, College Baseball Foundation  
Emeel Salem, Alabama. . . . .OF . . . . . College Baseball Foundation  
Wade LeBlanc, Alabama. . . . .P . . . . . Collegiate Baseball  
Nick Schmidt, Arkansas. . . . .P . . . . . Collegiate Baseball, CBF  
J.P. Arencebia, Tennessee . . . . .C . . . . . College Baseball Foundation  
Josh Morris, Georgia . . . . .1B . . . . . College Baseball Foundation

**2007** Pedro Alvarez, Vanderbilt . . . . .3B . . . . . Baseball America, NCBWA  
Matt LaPorta, Florida. . . . .1b . . . . . Baseball America, ABCA  
David Price, Vanderbilt . . . . .P . . . . . Baseball America, NCBWA, Collegiate Baseball, ABCA  
Casey Weathers, Vanderbilt. . . . .RP . . . . . Baseball America, Collegiate Baseball, ABCA  
Sean Coughlin, Kentucky. . . . .C . . . . . NCBWA  
Dominic de la Osa, Vanderbilt . . . . .OF . . . . . Collegiate Baseball, ABCA  
Edward Easley, Miss. State. . . . .C . . . . . ABCA

**2008** Justin Smoak, South Carolina . . . . .1B . . . . . Baseball America, NCBWA, Collegiate Baseball, ABCA, Rivals  
Gordon Beckham, Georgia. . . . .SS . . . . . Baseball America, NCBWA, Collegiate Baseball, ABCA, Rivals  
Sawyer Carroll, Kentucky. . . . .OF . . . . . Baseball America, NCBWA, Collegiate Baseball, ABCA, Rivals  
Blake Dean, LSU. . . . .OF . . . . . Baseball America  
Scott Bittle, Ole Miss . . . . .RP . . . . . Baseball America, NCBWA, Rivals  
Collin Cowgill, Kentucky . . . . .OF . . . . . NCBWA

Joshua Fields, Georgia . . . . .RP . . . . . NCBWA, Collegiate Baseball, Rivals

**2009** Kent Matthes, Alabama. . . . .OF . . . . . Baseball America, NCBWA, Collegiate Baseball, ABCA, CB Insider, Rivals  
Rich Poythress, Georgia. . . . .DH . . . . . Baseball America, CB Insider, Rivals  
Louis Coleman, LSU . . . . .SP . . . . . Baseball America, Collegiate Baseball, ABCA, CB Insider, Rivals

**2010** Hunter Morris, Auburn . . . . .1B . . . . . Baseball America, NCBWA, ABCA, Rivals  
Taylor Dugas, Alabama. . . . .OF . . . . . Baseball America  
Drew Pomeranz, Ole Miss . . . . .SP . . . . . Baseball America, NCBWA, Collegiate Baseball, ABCA, Rivals  
Zack Cox, Arkansas . . . . .DH . . . . . Rivals

**2011** Mike Zunino, Florida. . . . .C . . . . . Baseball America, ABCA, Perfect Game  
Mikie Mahtook, LSU . . . . .OF . . . . . Baseball America, ABCA, Perfect Game  
Michael Roth, South Carolina . . . . .SP . . . . . Baseball America, Perfect Game  
Jason Espisito, Vanderbilt . . . . .3B . . . . . ABCA  
Sonny Gray, Vanderbilt . . . . .SP . . . . . Perfect Game  
Matt Price, South Carolina. . . . .RP . . . . . Perfect Game

**2012** Mike Zunino, Florida. . . . .C . . . . . Baseball America, NCBWA, Collegiate Baseball, ABCA, Perfect Game  
Alex Yarbrough, Ole Miss . . . . .2B . . . . . Baseball America, NCBWA, Collegiate Baseball, ABCA, Perfect Game  
Chris Stratton, Mississippi State . . . . .SP . . . . . Baseball America, NCBWA, Collegiate Baseball, ABCA, Perfect Game  
Raph Rhymes, LSU . . . . .OF . . . . . NCBWA, Collegiate Baseball, ABCA, Perfect Game  
Brian Johnson, Florida . . . . .UTY. . . . . NCBWA, Perfect Game  
Kevin Gausman, LSU . . . . .SP . . . . . Collegiate Baseball, ABCA, Perfect Game

**2013** Stuart Turner, Ole Miss . . . . .C . . . . . Baseball America, ABCA, Collegiate Baseball, CBI  
Tony Kemp, Vanderbilt . . . . .2B . . . . . Baseball America, NCBWA, Collegiate Baseball, ABCA, Perfect Game, CBI  
Alex Bregman, LSU . . . . .SS . . . . . Baseball America, ABCA, Perfect Game  
Hunter Renfroe, Miss. State . . . . .OF . . . . . Baseball America, NCBWA, Collegiate Baseball, ABCA, Perfect Game, CBI  
Aaron Nola, LSU . . . . .SP . . . . . Baseball America, NCBWA, Collegiate Baseball, ABCA, Perfect Game, CBI  
Mason Katz, LSU. . . . .1B . . . . . NCBWA  
Tyler Beede, Vanderbilt . . . . .SP . . . . . NCBWA, CBI  
Jonathan Holder, Miss. State . . . . .RP . . . . . NCBWA, Collegiate Baseball  
Ross Mitchell, Miss. State . . . . .RP . . . . . CBI

**2014** Auston Bousfield, Ole Miss . . . . .OF . . . . . ABCA  
AJ Reed, Kentucky . . . . .UT/DH . . . . . Consensus  
Aaron Nola, LSU . . . . .SP . . . . . Consensus  
Jacob Lindgren, Mississippi State . . . . .RP . . . . . Baseball, America, Perfect Game



# HONORS

ALABAMA • ARKANSAS • AUBURN • FLORIDA • GEORGIA • KENTUCKY • LSU • OLE MISS

## SEC COACH OF THE YEAR

Year	Name	School	Year	Name	School	Year	Name	School
1933	W. P. White	Georgia	1962	Dave Fuller	Florida	1991	Skip Bertman	LSU
1934	J. B. Whitworth	Alabama	1963	Paul Nix	Auburn	1992	Skip Bertman	LSU
1935	Tilden Campbell	Alabama	1964	Tom Swayze	Ole Miss	1993	Skip Bertman	LSU
1936	Tilden Campbell	Alabama	1965	Paul Gregory	Miss. State	1994	Rod Delmonico	Tennessee
1937	Dell Morgan	Auburn	1966	Paul Gregory	Miss. State	1995	Rod Delmonico	Tennessee
1938	Tilden Campbell	Alabama	1967	Paul Nix	Auburn	1996	Skip Bertman	LSU
1939	Harry Rabenhorst	LSU	1968	Joe Sewell	Alabama		Andy Lopez	Florida
1940	Tilden Campbell	Alabama	1969	Tom Swayze	Ole Miss		Jim Wells	Alabama
1941	Tilden Campbell	Alabama	1970	Paul Gregory	Miss. State	1997	Skip Bertman	LSU
1942	Tilden Campbell	Alabama	1971	Paul Gregory	Miss. State	1998	Ray Tanner	South Carolina
1943	"Red" Swanson	LSU	1972	Jake Gibbs	Ole Miss	1999	Norm DeBriyn	Arkansas
1944	No Competition		1973	Larry Schmittou	Vanderbilt	2000	Ray Tanner	South Carolina
1945	No Competition		1974	Larry Schmittou	Vanderbilt	2001	Ron Polk	Georgia
1946	Harry Rabenhorst	LSU	1975	Jim Smith	LSU	2002	Jim Wells	Alabama
1947	Tilden Campbell	Alabama	1976	Paul Nix	Auburn	2003	Smoke Laval	LSU
1948	R. P. Patty	Miss State	1977	Jake Gibbs	Ole Miss	2004	Dave Van Horn	Arkansas
1949	R. P. Patty	Miss. State	1978	Paul Nix	Auburn		David Perno	Georgia
1950	Tilden Campbell	Alabama	1979	Ron Polk	Miss. State	2005	Pat McMahon	Florida
1951	S. W. Anderson	Tennessee	1980	Roy Mewbourne	Vanderbilt	2006	John Cohen	Kentucky
1952	Dave Fuller	Florida	1981	Jack Rhine	Florida	2007	Tim Corbin	Vanderbilt
1953	Jim Whatley	Georgia	1982	Jack Rhine	Florida	2008	David Perno	Georgia
1954	Jim Whatley	Georgia	1983	Barry Shollenberger	Alabama	2009	Paul Mainieri	LSU
1955	Tilden Campbell	Alabama	1984	Joe Arnold	Florida	2010	Kevin O'Sullivan	Florida
1956	Dave Fuller	Florida	1985	Ron Polk	Miss. State	2011	Ray Tanner	South Carolina
1957	Joe Pittard	Georgia Tech	1986	Skip Bertman	LSU	2012	Gary Henderson	Kentucky
1958	Joe Connally	Auburn	1987	Steve Webber	Georgia	2013	Tim Corbin	Vanderbilt
1959	Tom Swayze	Ole Miss	1988	Joe Arnold	Florida	2014	Kevin O'Sullivan	Florida
1960	Tom Swayze	Ole Miss	1989	Ron Polk	Miss. State			
1961	Ray Didier	LSU	1990	Skip Bertman	LSU			

## SEC PLAYER OF THE YEAR

Year	Name	School	Year	Name	School
1993	Russ Johnson	LSU	2005	Matt LaPorta	Florida
1994	Todd Walker	LSU	2006	Ryan Strieby	Kentucky
1995	Todd Helton	Tennessee	2007	Matt LaPorta	Florida
1996	Eddy Furniss	LSU	2008	Gordon Beckham	Georgia
1997	Tim Hudson	Auburn	2009	Kent Matthes	Alabama
1998	Jeff Pickler	Tennessee	2010	Hunter Morris	Auburn
1999	Hunter Bledsoe	Vanderbilt	2011	Mike Zunino	Florida
2000	Kip Bouknight	South Carolina	2012	Raph Rhymes	LSU
2001	Chris Burke	Tennessee	2013	Tony Kemp	Vanderbilt
2002	Yaron Peters	South Carolina	2014	AJ Reed	Kentucky
2003	Aaron Hill	LSU			
2004	Jon Zeringue	LSU			
	Stephen Head	Ole Miss			

## SEC PITCHER OF THE YEAR

Year	Name	School	Year	Name	School
2003	David Marchbanks	South Carolina	2009	Louis Coleman	LSU
2004	Justin Hoyman	Florida	2010	Drew Pomeranz	Ole Miss
2005	Luke Hochevar	Tennessee	2011	Grayson Garvin	Vanderbilt
2006	Nick Schmidt	Arkansas	2012	Chris Stratton	Mississippi State
2007	David Price	Vanderbilt	2013	Aaron Nola	LSU
2008	Joshua Fields	Georgia	2014	Aaron Nola	LSU





## SEC FRESHMAN OF THE YEAR

Year	Name	School
2000	Mike Fontenot	LSU
2001	Lane Mestepey	LSU
2002	Seth Smith	Ole Miss
2003	Stephen Head	Ole Miss
2004	Wade LeBlanc	Alabama
2005	J.P. Arencibia	Tennessee
2006	Pedro Alvarez	Vanderbilt
2007	Jordan Henry	Ole Miss

Year	Name	School
2008	Hunter Morris	Auburn
2009	Matty Ott	LSU
	Preston Tucker	Florida
2010	Austin Maddox	Florida
2011	Tony Kemp	Vanderbilt
2012	Austin Cousino	Kentucky
2013	Alex Bregman	LSU
2014	Logan Shore	Florida

## SEC SCHOLAR-ATHLETE OF THE YEAR

Year	Name	School
2004	Brady Toops	Arkansas
2005	Jason Determann	LSU
2006	Emeel Salem	Alabama
2007	Emeel Salem	Alabama
2008	Gordon Beckham	Georgia
2009	Ben Jones	Auburn

Year	Name	School
2010	Cory Luckie	Auburn
2011	James McCann	Arkansas
2012	Michael Roth	South Carolina
2013	Sam Frost	Mississippi State
2014	Seth Heck	Mississippi State

## BASEBALL AMERICA HONORS COACH OF THE YEAR

- |                                     |                                   |
|-------------------------------------|-----------------------------------|
| 1983 — BARRY SHOLLENBERGER, ALABAMA | 1997 — JIM WELLS, ALABAMA         |
| 1985 — RON POLK, MISSISSIPPI STATE  | 2000 — RAY TANNER, SOUTH CAROLINA |
| 1986 — SKIP BERTMAN, LSU            | 2004 — DAVID PERNO, GEORGIA       |
| 1990 — STEVE WEBBER, GEORGIA        | 2009 — PAUL MAINIERI, LSU         |
| 1995 — ROD DELMONICO, TENNESSEE     | 2011 — KEVIN O'SULLIVAN, FLORIDA  |
| 1996 — SKIP BERTMAN, LSU            | 2014 — TIM CORBIN, VANDERBILT     |

## COLLEGIATE BASEBALL HONORS COACH OF THE YEAR

- |  |                                   |
|--|-----------------------------------|
| 1990 — STEVE WEBBER, GEORGIA                     | 2000 — SKIP BERTMAN, LSU          |
| 1991 — SKIP BERTMAN, LSU                         | 2009 — PAUL MAINIERI, LSU         |
| 1993 — SKIP BERTMAN, LSU                         | 2010 — RAY TANNER, SOUTH CAROLINA |
| 1996 — SKIP BERTMAN, LSU;<br>ANDY LOPEZ, FLORIDA | 2011 — RAY TANNER, SOUTH CAROLINA |
| 1997 — SKIP BERTMAN, LSU                         | 2014 — TIM CORBIN, VANDERBILT     |

## PLAYER OF THE YEAR

- |                                     |   |
|-------------------------------------|---|
| 1983 — DAVE MAGADAN, 1B, ALABAMA    | 2012 — MIKE ZUNINO, C, FLORIDA  |
| DEREK LILLQUIST, LHP, GEORGIA       | 2014 — AJ REED, UT/DH, KENTUCKY   |
| 1989 — BEN McDONALD, RHP, LSU       |   |
| 1995 — TODD HELTON, 1B/P, TENNESSEE | <i>Note: Baseball America named a Player and a Pitcher of the Year from 1981-1988. In 1989, the publication began naming just one Player of the Year.</i> |
| 2007 — DAVID PRICE, P, VANDERBILT   |   |

## PLAYER OF THE YEAR

- |                                      |                                 |
|--------------------------------------|---------------------------------|
| 1989 — BEN McDONALD, RHP, LSU        | 2014 — AJ REED, UT/DH, KENTUCKY |
| 1992 — LLOYD PEEVER, RHP, LSU        |                                 |
| 1995 — TODD HELTON, 1B/P, TENNESSEE  |                                 |
| 2000 — KIP BOUKNIGHT, P, S. CAROLINA |                                 |
| 2007 — DAVID PRICE, P, VANDERBILT    |                                 |

## FRESHMAN OF THE YEAR

- |  |                                      |
|--|--------------------------------------|
| 1983 — RAFAEL PALMEIRO, OF,<br>MISSISSIPPI STATE | 1993 — BRETT LAXTON, P, LSU          |
| 1985 — RON WENRICH, OF, GEORGIA                  | 1994 — R. A. DICKEY, P, TENNESSEE    |
| 1992 — TODD WALKER, 2B, LSU                      | 2004 — WADE LEBLANC, P, ALABAMA      |
|  | 2006 — PEDRO ALVAREZ, 3B, VANDERBILT |

(NOTE: Only SEC players listed.)

## FRESHMAN OF THE YEAR

- |                                  |                                      |
|----------------------------------|--------------------------------------|
| 1992 — TODD WALKER, 2B, LSU      | 2000 — MIKE FONTENOT, LSU            |
| 1993 — BRETT LAXTON, P, LSU      | 2003 — STEPHEN HEAD, DH/UT, OLE MISS |
| 1994 — R.A. DICKEY, P, TENNESSEE | 2006 — PEDRO ALVAREZ, 3B, VANDERBILT |
| 1998 — HAYDEN GLIEMMO, P, AUBURN |                                      |

(NOTE: Only SEC players listed.)

## COLLEGE BASEBALL FOUNDATION COACH OF THE YEAR

- 2006 — JOHN COHEN, KENTUCKY

## COLLEGE BASEBALL INSIDER COACH OF THE YEAR

- 2008 — PAUL MAINIERI, LSU



# HONORS

ALABAMA • ARKANSAS • AUBURN • FLORIDA • GEORGIA • KENTUCKY • LSU • OLE MISS

## SEC PLAYERS OF THE WEEK

The Southeastern Conference began naming a player of the week in 1985.

In 1987 the league expanded the honor to include a player and pitcher of the week. In 2006, a freshman of the week was added.

### 1985

March 12 . . . Jeff Brantley, MS  
 March 19 . . . Will Clark, MS  
 March 26 . . . Will Clark, MS  
 April 2 . . . . Kerry St. Clair, UG  
 April 9 . . . . Randy Clark, UK  
 April 16 . . . . Scott Ruskin, UF  
 April 23 . . . . David Turner, UT  
 April 30 . . . . Joey Cora, VU  
                   Jeff Brantley, MS  
 May 6 . . . . . Doug Duke, UA

### 1986

March 10 . . . Roger Smith, UM  
 March 17 . . . Pat Bailey, UA  
 March 24 . . . Cam Hazen, VU  
 March 31 . . . Derek Lilliquist, UG  
 April 7 . . . . Terry Shumpert, UK  
 April 14 . . . . David Miller, UM  
                   Kelly Klippenstein, VU  
 April 21 . . . . Ron Powell, UT  
 April 28 . . . . Joey Belle, LS  
 May 5 . . . . . Dan Paradoa, MS

### 1987

**Player**  
 March 16 . . . Roger Miller, UG  
 March 23 . . . Tony Haney, AU  
                   Joey Fernandez, UF  
 March 30 . . . Joe Gex, UM  
                   David Joiner, VU  
 April 7 . . . . Frank Thomas, AU  
                   Rodney Brewer, UF  
 April 13 . . . . Craig Faulkner, LS  
                   Kyle Gordon, UM  
 April 20 . . . . Pete Freeman, UG  
                   Terry Shumpert, UK  
 April 27 . . . . Jack Voigt, LS  
                   Brad Harvie, VU  
 May 4 . . . . . Mitch Knox, UK  
 May 11 . . . . . Terry Shumpert, UK  
                   Joel Smith, UT

### Pitcher

March 16 . . . Matt Coleman, UK  
 March 23 . . . Derek Lilliquist, UG  
 March 30 . . . Mike Sodders, UA  
 April 7 . . . . Mike Martin, MS  
 April 13 . . . . Cris Carpenter, UG  
 April 20 . . . . David Oropeza, UA  
 April 27 . . . . Ron Morton, UT  
 May 4 . . . . . David Oropeza, UA  
                   Derek Lilliquist, UG  
                   Gregg Patterson, LS  
 May 11 . . . . Nelson Arriette, MS

### 1988

**Player**  
 March 22 . . . Jeff Livesey, AU  
 March 29 . . . Craig Cala, LS  
 April 5 . . . . J.R. Showalter, UG  
 April 12 . . . . Robbie Buchanan, UK  
 April 18 . . . . Jim Schiffman, VU  
 April 25 . . . . Philip Doyle, UA  
 May 2 . . . . . Tommy Raffo, MS  
 May 9 . . . . . Vince Castaldo, UK

### Pitcher

March 22 . . . Johnny Wiggs, UF  
 March 29 . . . Mike Martin, MS  
 April 5 . . . . Dave Voit, UK  
 April 12 . . . . Dave Voit, UK  
 April 18 . . . . Ben McDonald, LS  
 April 25 . . . . Johnny Wiggs, UF

May 2 . . . . . Darren Musselwhite, UM  
 May 9 . . . . . Johnny Wiggs, UF

### 1989

#### Player

March 19 . . . Jamie Abby, VU  
 March 26 . . . Tommy Raffo, MS  
 April 3 . . . . J.R. Showalter, UG  
 April 10 . . . . Tommy Raffo, MS  
 April 17 . . . . Clark Preble, AU  
 April 24 . . . . Cary Williams, UA  
 May 1 . . . . . Tracy Echols, MS  
 May 8 . . . . . Roger Miller, UG

#### Pitcher

March 19 . . . Ben McDonald, LS  
 March 26 . . . Dave Fleming, UG  
 April 3 . . . . Jeff Gidcumb, UF  
 April 10 . . . . Grant Sullivan, UM  
 April 17 . . . . Tommy Milstead, UA  
 April 24 . . . . Mike McLochlin, VU  
 May 1 . . . . . Rod Bolton, UK  
 May 8 . . . . . Tommy Youngblood, UK

### 1990

#### Player

March 20 . . . Mike DiFelice, UT  
 March 27 . . . Jeff Cooper, UG  
 April 2 . . . . Todd O'Donnell, AU  
 April 10 . . . . Tim Edge, AU  
 April 17 . . . . Brian Jester, UG  
 April 24 . . . . Tommy Raffo, MS  
 May 1 . . . . . Bo Camposano, UF  
 May 8 . . . . . J.R. Showalter, UG

#### Pitcher

March 20 . . . Kenny Cargyle, UM  
 March 27 . . . Bobby Dillon, UT  
 April 10 . . . . Tommy Milstead, UA  
 April 2 . . . . Chris George, MS  
 April 17 . . . . Rod Bolton, UK  
 April 24 . . . . Doug Brennan, UF  
 May 1 . . . . . Dave Fleming, UG  
 May 8 . . . . . Chad Ogea, LS

### 1991

#### Player

March 18 . . . Brannen Veal, AU  
 March 25 . . . Andrew Albrecht, AU  
 April 1 . . . . Philip Doyle, UA  
 April 8 . . . . Steve Hegan, MS  
 April 15 . . . . Mick Kerns, UA  
 April 22 . . . . Mick Kerns, UA  
 April 29 . . . . Rich Cordani, LS  
 May 5 . . . . . Mike Basse, UT  
 May 13 . . . . . Joe Vitiello, UA

#### Pitcher

March 18 . . . John Burke, UF  
 March 25 . . . Rick Green, LS  
 April 1 . . . . Marc Valdes, UF  
 April 8 . . . . Paul Fletcher, UT  
 April 15 . . . . Grant Sullivan, UM  
 April 22 . . . . Mark Thompson, UK  
 April 29 . . . . John Powell, AU  
 May 5 . . . . . Jim Musselwhite, UG  
 May 13 . . . . . Mike Sirotko, LS

### 1992

#### Player

March 23 . . . Jeff Abbott, UK  
 March 30 . . . Blaise Kozeniewski, UG  
 April 6 . . . . Rex Buckner, MS  
 April 13 . . . . Rex Buckner, MS  
 April 20 . . . . Russ Johnson, LS

April 27 . . . . Burke Cromer, SC  
 May 4 . . . . . Ray Suplee, UG  
 May 11 . . . . . Jeff Parnell, SC

#### Pitcher

March 23 . . . B.J. Wallace, MS  
 March 30 . . . Wally Maynard, SC  
 April 6 . . . . Scott Schultz, LS  
 April 13 . . . . Scott Newell, VU  
 April 20 . . . . John Pricher, UF  
 April 27 . . . . Brian Maxcy, UM  
 May 4 . . . . . Mark Fuller, AU  
 May 11 . . . . . Lloyd Peever, LS

### 1993

#### Player

March 27 . . . Todd Walker, LS  
 April 5 . . . . Bo Camposano, UF  
 April 12 . . . . Vee Hightower, VU  
 April 19 . . . . Bubba Trammel, UT  
 April 26 . . . . Joe Biernat, SC  
 May 3 . . . . . Eddie Brooks, UK  
 May 10 . . . . . Todd Walker, LS  
 May 16 . . . . . Todd Helton, UT

#### Pitcher

March 29 . . . Carlton Loewer, MS  
 April 5 . . . . Alex Barylak, UG  
 April 12 . . . . Al Drumheller, UA  
 April 19 . . . . John Powell, AU  
 April 26 . . . . Mike Sirotko, LS  
 May 3 . . . . . Marc Valdes, UF  
 May 10 . . . . . Jason Haynie, SC  
 May 17 . . . . . Rob Mosser, SC

### 1994

#### Player

March 28 . . . Russ Johnson, LS  
 April 4 . . . . Drew Williams, MS  
 April 11 . . . . Jeff Abbott, UK  
 April 18 . . . . Chris Stowers, UG  
 April 25 . . . . Todd Mensik, UM  
 May 2 . . . . . Chan Perry, UF  
 May 9 . . . . . Drew Williams, MS  
 May 17 . . . . . Nick Morrow, VU

#### Pitcher

March 28 . . . Brian Reed, UK  
 April 4 . . . . Todd Abbott, AR  
 April 11 . . . . Rob Bonanno, UF  
 April 18 . . . . R. A. Dickey, UT  
 April 25 . . . . Gary Ritch, MS  
 May 2 . . . . . John Powell, AU  
 May 9 . . . . . Brian Powell, UG  
 May 17 . . . . . Scott Schultz, LS

### 1995

#### Player

March 28 . . . Russ Johnson, LS  
 March 27 . . . Todd Helton, UT  
 April 3 . . . . Chris Moller, UA  
 April 10 . . . . Nathan Dunn, LS  
 April 17 . . . . Scott Vieira, UT  
 April 24 . . . . Todd Helton, UT  
 May 1 . . . . . Kit Pellow, AR  
 May 8 . . . . . Shawn McNally, AU  
 May 15 . . . . . Jay Tedesco, UK

#### Pitcher

March 27 . . . Jamey Price, UM  
 April 3 . . . . Ryan Halla, AU  
 April 10 . . . . J.J. Pearsall, SC  
 April 17 . . . . Brian Winders, LS  
 April 24 . . . . Chris Morrison, AU  
 May 1 . . . . . Joel Colgrove, UA  
 May 8 . . . . . Kyle Kennedy, MS

# HONORS



MISSISSIPPI STATE • MISSOURI • SOUTH CAROLINA • TENNESSEE • TEXAS A&M • VANDERBILT

May 15 . . . . Todd Helton, UT

## 1996

### Player

March 11 . . . Scott Schroeffel, UT  
 March 18 . . Eddy Furniss, LS  
 March 25 . . David Eckstein, UF  
 April 1 . . . . Josh Etheredge, AU  
 April 8 . . . . Brett Taft, UA  
 April 15 . . . Josh AdeeB, VU  
 April 22 . . . Keith Lewis, UM  
 April 29 . . . Chris Moller, UA  
 May 6 . . . . Brad Wilkerson, UF  
 May 13 . . . . Kit Pellow, AR

### Pitcher

March 11 . . Adam Shadburne, UK  
 March 18 . . Scott Schroeffel, UT  
 March 25 . . Jason Haynie, SC  
 April 1 . . . . Richie Nye, AR  
 April 8 . . . . Scott Downs, UK  
 April 15 . . . David Hooten, MS  
 April 22 . . . R.A. Dickey, UT  
 April 29 . . . Phillip Haigler, VU  
 May 6 . . . . Kevin Shipp, LS  
 May 13 . . . . Joel Colgrove, AU

## 1997

### Player

March 10 . . Brandon Larson, LS  
 March 17 . . Roberto Vaz, UA  
 March 24 . . Justin Ross, UT  
 March 31 . . Ryan Lundquist, AR  
 April 7 . . . . Adam Piatt, MS  
 April 14 . . . Roberto Vaz, UA  
 April 21 . . . Brad Wilkerson, UF  
 April 28 . . . Josh AdeeB, VU  
 May 5 . . . . Josh Etheredge, AU  
 May 12 . . . . Justin Bunch, UK

### Pitcher

March 10 . . Scott Downs, UK  
 March 17 . . Patrick Coogan, LS  
 March 24 . . Van Johnson, MS  
 March 31 . . Tim Hudson, AU  
 April 7 . . . . Scott Downs, UK  
 April 14 . . . Josh Gandy, UG  
 April 21 . . . Patrick Coogan, LS  
 April 28 . . . Doug Thompson, LS  
 May 5 . . . . Dan Wright, AR  
 May 12 . . . . Josh Fogg, UF

## 1998

### Player

March 9 . . . . Jeff Pickler, UT  
 March 16 . . David Ross, UF  
 March 23 . . Trey McClure, LS  
 March 30 . . Rodney Nye, AR  
 April 6 . . . . Derek Nicholson, UF  
 April 13 . . . G.W. Keller, UA  
 April 20 . . . Adam Everett, SC  
 April 27 . . . Brian Wiese, MS  
 May 4 . . . . Josh Dalton, LS  
 May 11 . . . . Brad Wilkerson, UF

### Pitcher

March 9 . . . David Walling, AR  
 March 16 . . Kip Bouknight, SC  
 March 23 . . Justin Smith, UA  
 March 30 . . Chris Demouy, LS  
 April 6 . . . . Hayden Gliemmo, AU  
 April 13 . . . Rob Quarntstrom, AR  
 April 20 . . . Jeremy Jackson, MS  
 April 27 . . . Josh Paxton, UK  
 May 4 . . . . Matt Ginter, MS  
 May 11 . . . . Jeff McAvoy, UM

## 1999

### Player

March 15 . . Andy Phillips, UA  
 March 22 . . Greg Catalanotte, UF  
 March 29 . . Jamie Kersh, AU

April 5 . . . . Jude Voltz, UM  
 April 12 . . . Travis Chapman, MS  
 April 19 . . . Brian Roberts, SC  
 April 26 . . . Kurt Keene, UF  
 May 5 . . . . Brad Cresse, LS  
 May 10 . . . . G.W. Keller, UA  
 May 17 . . . . Casey Dunn, AU

### Pitcher

March 15 . . Cliff Brand, UG  
 March 22 . . Matt Ginter, MS  
 March 29 . . Kip Bouknight, SC  
 April 5 . . . . David Walling, AR  
 April 12 . . . Jeff McAvoy, UM  
 April 19 . . . Nathan Kent, UK  
 April 26 . . . Jonathan Blankenship, UA  
 May 3 . . . . David Walling, AR  
 May 10 . . . . Brian Compton, MS  
 May 17 . . . . Kurt Ainsworth, LS

## 2000

### Player

March 13 . . John McHenry, SC  
 March 20 . . Gabe Gross, AU  
 March 27 . . Brad Cresse, LS  
 April 3 . . . . Doc Brooks, UG  
 April 10 . . . Karl Nonemaker, VU  
 April 17 . . . Cedrick Harris, LS  
 April 24 . . . Shane Kelly, MS  
 May 1 . . . . Sam Bozanich, UA  
 May 8 . . . . Travis Chapman, MS  
 May 15 . . . . Todd Faulkner, AU

### Pitcher

March 13 . . Chris Clark, UG  
 March 20 . . Jamie Bennett, UT  
 March 27 . . Colter Bean, AU  
 April 3 . . . . Peter Bauer, SC  
 April 10 . . . Kip Bouknight, SC  
 April 17 . . . Colter Bean, AU  
 April 24 . . . Eddie Rojas, UF  
 May 1 . . . . Mike Smalley, UF  
 May 8 . . . . Brian Tallet, LS  
 May 15 . . . . Jared Manatt, AR

## 2001

### Player

Feb. 12 . . . Gabe Gross, AU  
 Feb. 19 . . . Kyle Washburn, AR  
 Feb. 26 . . . Zeph Zinsman, LS  
 March 5 . . . Bryan Moore, LS  
 March 12 . . Ulises Cabrera-Valenzuela, VU  
 March 19 . . Brian Kirby, AR  
 March 26 . . Chris Burke, UT  
 April 2 . . . . Peter Nystrom, UF  
 April 9 . . . . Ryan Theriot, LS  
 April 16 . . . Gabe Gross, AU  
 April 23 . . . Mailon Kent, AU  
 April 30 . . . Josh Christian, UM  
 May 7 . . . . Chris Burke, UT  
 May 14 . . . . Mailon Kent, AU

### Pitcher

Feb. 12 . . . Lance Cormier, UA  
 Feb. 19 . . . Pete Montrenes, UM  
 Feb. 26 . . . Gary Bell, SC  
 March 5 . . . Lance Cormier, UA  
 March 12 . . Brandon Crowe, UT  
 March 19 . . Kip Bouknight, SC  
 March 26 . . Tanner Brock, MS  
 April 2 . . . . Hayden Gliemmo, AU  
 April 9 . . . . Scott Murphy, UG  
 April 16 . . . Lane Mestepey, LS  
 April 23 . . . Gary Bell, SC  
 April 30 . . . Jeffery Carswell, UG  
 May 7 . . . . Charlie Isaacson, AR  
 May 14 . . . . Lee Gronkiewicz, SC

## 2002

### Player

Feb. 11 . . . Sean Barker, LS  
 Feb. 18 . . . Pat Osborn, UF  
 Feb. 25 . . . Yaron Peters, SC

March 4 . . . Brent Boyd, UA  
 March 11 . . Jeremy Brown, UA  
 March 18 . . Ryan Shealy, UF  
 March 25 . . Drew Meyer, SC  
 April 1 . . . . Matthew Brinson, MS  
 April 8 . . . . Ryan Fox, AR  
 April 15 . . . Burney Hutchinson, UM  
 April 22 . . . Mark Kiger, UF  
 April 29 . . . Brent Boyd, UA  
 May 6 . . . . Yaron Peters, SC  
 May 13 . . . Trent Pratt, AU  
 May 20 . . . Ryan Shealy, UF

### Pitcher

Feb. 11 . . . David Marchbanks, SC  
 Feb. 18 . . . Jeffery Terrell, UT  
 Feb. 25 . . . Jeremy Sowers, VU  
 March 4 . . . Eric Brandon, AU  
 March 11 . . Joseph Blanton, UK  
 March 18 . . Colby Paxton, AU  
 March 25 . . Gary Hogan, Jr., AR  
 April 1 . . . . Keith Ramsey, UF  
 April 8 . . . . Lance Cormier, UA  
 April 15 . . . Bo Pettit, LS  
 April 22 . . . T.J. Beam, UM  
 April 29 . . . Brian Wilson, LS  
 May 6 . . . . Rob Carrado, UK  
 May 13 . . . Alex Hart, UF  
 May 20 . . . Chris Young, MS

## 2003

### Player

Feb. 10 . . . Stephen Barton, UF  
 Feb. 17 . . . Josh Bell, AU  
 Feb. 24 . . . C.J. Smith, UF  
 March 3 . . . Bobby Huddleston, AU  
 March 10 . . Beau Heard, UA  
 March 17 . . Allen Rice, UA  
 March 24 . . Tug Hulett, AU  
 April 1 . . . . Andrew Wishy, AR  
 April 8 . . . . Stephen Head, UM  
 April 15 . . . Aaron Hill, LS  
 April 22 . . . Cesar Nicolas, VU  
 April 29 . . . Ryan Patterson, LS  
 May 6 . . . . Bryan Triplett, SC  
 May 13 . . . Justin McClain, UG  
 May 20 . . . Warner Jones, VU

### Pitcher

Feb. 10 . . . Ben Riley, UT  
 Feb. 17 . . . Allen Pinder, UA  
 Feb. 24 . . . Matt Campbell, SC  
 March 3 . . . Alan Johnson, MS  
 March 10 . . Adam Sanabria, UF  
 March 17 . . Jarrett Gardner, AR  
 March 24 . . Justin Hoyman, UF  
 April 1 . . . . Alan Johnson, MS  
 April 8 . . . . Jeremy Sowers, VU  
 April 15 . . . David Marchbanks, SC  
 April 22 . . . Scott Wade, VU  
 April 29 . . . Stephen Head, UM  
 May 6 . . . . Alan Johnson, MS  
 May 13 . . . Matt Campbell, SC  
 May 20 . . . Matt Campbell, SC

## 2004

### Player

Feb. 16 . . . Steve Pearce, SC  
 Feb. 23 . . . C.J. Smith, UF  
 March 1 . . . Stephen Head, UM  
 March 8 . . . Stephen Head, UM  
 March 15 . . Michael Rivera, UT  
 March 22 . . Matt Liuzza, LS  
 March 29 . . Warner Jones, VU  
 April 5 . . . . Clay Harris, LS  
 April 12 . . . Brad Corley, MS  
 April 19 . . . Alex Presley, UM  
 April 26 . . . Ben Harrison, UF  
 May 3 . . . . Jeff Corsaletti, UF  
 May 10 . . . Justin Holmes, UG  
 May 17 . . . Brad Corley, MS  
 May 24 . . . Ryan Patterson, LS



# HONORS

ALABAMA • ARKANSAS • AUBURN • FLORIDA • GEORGIA • KENTUCKY • LSU • OLE MISS

## Pitcher

Feb. 16 . . . Justin Hoyman, UF  
 Feb. 23 . . . Ryan Mullins, VU  
 March 1 . . . Jeremy Sowers, VU  
 March 8 . . . Clay Dirks, LS  
 March 15 . . . Brandon Belcher, UA  
 March 22 . . . Kelen Gibson, UK  
 March 29 . . . Wade LeBlanc, UA  
 April 5 . . . Will Startup, UG  
 April 12 . . . Jay Sawatski, AR  
 April 19 . . . Kalen Gibson, UK  
 April 26 . . . Matt Campbell, SC  
 May 3 . . . Arik Hempy, SC  
 May 10 . . . Mark Holliman, UM  
 May 17 . . . Aaron Rawl, SC  
 May 24 . . . Jeremy Sowers, VU

## 2005

### Player

Feb. 14 . . . Scott Bridges, AR  
 Feb. 21 . . . Matt LaPorta, UF  
 Feb. 28 . . . Steve Pearce, SC  
 March 7 . . . Billy Grace, UK  
 March 14 . . . Eli Iorg, UT  
 March 21 . . . Brian Pettway, UM  
 March 28 . . . Josh Bell, AU  
 April 4 . . . Mike Baxter, VU  
 April 11 . . . Gabe Scott, UA  
 April 18 . . . Clay Harris, LS  
 April 25 . . . Matt LaPorta, UF  
 May 2 . . . John Shelby, UK  
 May 9 . . . J.P. Arencibia, UT  
 May 16 . . . Ryan Patterson, LS  
 May 23 . . . Matt LaPorta, UF

### Pitcher

Feb. 14 . . . Aaron Rawl, SC  
 Feb. 21 . . . Jensen Lewis, VU  
 Feb. 28 . . . Luke Hochaver, UT  
 March 7 . . . Wade LeBlanc, UA  
 March 14 . . . Josh Sullivan, AU  
 March 21 . . . Luke Hochaver, UT  
 March 28 . . . Todd Doolittle, MS  
 April 4 . . . T.J. Large, UA  
 April 11 . . . Zac McCamie, SC  
 April 18 . . . Ryan Mullins, VU  
 April 25 . . . Clay Dirks, LS  
 May 2 . . . Matt Maloney, UM  
 May 9 . . . Nick Schmidt, AR  
 May 16 . . . Charley Boyce, AR  
 May 23 . . . Jason Determann, LS

## 2006

### Player

2 (2/13) . . . Adam Davis, UF  
 3 (2/20) . . . Mike Bianucci, AU  
 4 (2/27) . . . Bruce Sprowl, LS  
 5 (3/6) . . . Sean Coughlin, UK  
 6 (3/13) . . . Matt Robbins, UG  
 7 (3/20) . . . Ryan Strieby, UK  
 8 (3/27) . . . Antone DeJesus, UK  
 9 (4/3) . . . Alex Presley, UM  
 10 (4/10) . . . Sean Coughlin, UK  
 11 (4/17) . . . Pedro Alvarez, VU  
 12 (4/24) . . . John Shelby, UK  
 13 (5/1) . . . Emeel Salem, UA  
 14 (5/8) . . . Brian Walker, AR  
 15 (5/15) . . . J.P. Arencibia, UT  
 16 (5/22) . . . Matt Downs, UA

### Pitcher

2 (2/13) . . . Nick Schmidt, AR  
 3 (2/20) . . . Darren O'Day, UF  
 4 (2/27) . . . Brooks Brown, UG  
 5 (3/6) . . . Andrew Curse, SC  
 6 (3/13) . . . David Price, VU  
 7 (3/20) . . . Wade LaBlanc, UA  
 8 (3/27) . . . David Price, VU  
 9 (4/3) . . . David Price, VU  
 10 (4/10) . . . David Price, VU  
 11 (4/17) . . . Mike Cisco, SC  
 12 (4/24) . . . Brooks Brown, UG  
 13 (5/1) . . . Mickey Westphal, UG

14 (5/8) . . . Justin Pigott, MS  
 15 (5/15) . . . Matt Robinson, UK  
 16 (5/22) . . . Nick Schmidt, AR

## Freshman

2 (2/13) . . . Jarred Bogany, LSU  
 3 (2/20) . . . Josh Lindblom, UT  
 4 (2/27) . . . Tommy Hunter, UA  
 5 (3/6) . . . Cody Satterwhite, UM  
 6 (3/13) . . . Pedro Alvarez, VU  
 7 (3/20) . . . Tommy Hunter, UA  
 8 (3/27) . . . David Hum, AR  
 9 (4/3) . . . Tommy Hunter, UA  
 10 (4/10) . . . Sean Coughlin, UK  
 11 (4/17) . . . Tony Delmonico, UT  
 12 (4/24) . . . Alex Avila, UA  
 13 (5/1) . . . Justin Smoak, SC  
 14 (5/8) . . . Nathan Moreau, UG  
 15 (5/15) . . . Logan Power, UM  
 16 (5/22) . . . Ryan Flaherty, VU

## 2007

### Player

Week 1 . . . . Pedro Alvarez, VU  
 Week 2 . . . . Kent Matthes, UA  
 Week 3 . . . . Mike Bianucci, AU  
 Week 4 . . . . Sean Coughlin, UK  
 Week 5 . . . . Justin Henry, UM  
 Week 6 . . . . Edward Easley, MS  
 Week 7 . . . . Matt LaPorta, UF  
 Week 8 . . . . Matt LaPorta, UF  
 Week 9 . . . . Travis Jones, SC  
 Week 10 . . . . Danny Hamblin, AR  
 Week 11 . . . . Brian Leclerc, UF  
 Week 12 . . . . Dominic de la Osa, VU  
 Week 13 . . . . Travis Jones, SC  
 Week 14 . . . . Emeel Salem, UA  
 Week 15 . . . . Dominic de la Osa, VU

### Pitcher

Week 1 . . . . Brandon Belcher, UA  
 Week 2 . . . . David Price, VU  
 Week 3 . . . . James Adkins, UT  
 Week 4 . . . . Harris Honeycutt, SC  
 Week 5 . . . . David Price, VU  
 Week 6 . . . . Lance Lynn, UM  
 Week 7 . . . . Jess Todd, AR  
 Week 8 . . . . Nick Schmidt, AR  
 Week 9 . . . . Justin Pigott, MS  
 Week 10 . . . . Arik Hempy, SC  
 Week 11 . . . . Lance Lynn, UM  
 Week 12 . . . . James Adkins, UT  
 Week 13 . . . . Nathan Moreau, UG  
 Week 14 . . . . Chris Rusin, UK  
 Week 15 . . . . Brett Bukvich, UM

## Freshman

Week 1 . . . . Lonnie Chisenhall, SC  
 Week 2 . . . . Jason Kipnis, UK  
 Week 3 . . . . Jared Mitchell, LS  
 Week 4 . . . . Andrew Clark, UM  
 Week 5 . . . . Brock Wright, UK  
 Week 6 . . . . Jake Smith, UA  
 Week 7 . . . . Jeff Lockwood, UT  
 Week 8 . . . . Brandon Turner, MS  
 Week 9 . . . . Taylor Thompson, AU  
 Week 10 . . . . Blake Dean, LS  
 Week 11 . . . . Brandon Turner, MS  
 Week 12 . . . . Jordan Henry, UM  
 Week 13 . . . . Blake Dean, LS  
 Week 14 . . . . Kyle Mullaney, UF  
 Week 15 . . . . Jeff Lockwood, UT

## 2008

### Player

Week 1 . . . . Reese Havens, SC  
 Week 2 . . . . Sawyer Carroll, UK  
 Week 3 . . . . Aaron Murphee, AR  
 Week 4 . . . . Gordon Beckham, UG  
 Week 5 . . . . Gordon Beckham, UG  
 Week 6 . . . . Phil Dasher, SC  
 Week 7 . . . . Shawn Griffin, UT  
 Week 8 . . . . David Macias, VU

Week 9 . . . . Collin Cowgill, UK  
 Week 10 . . . Logan Forsythe, AR  
 Week 11 . . . Brandon May, UA  
 Week 12 . . . Ryan Schimpf, LSU  
 Week 13 . . . Cole Figueroa, UF

## Pitcher

Week 1 . . . . Lance Lynn, UM  
 Week 2 . . . . Ryan Verdugo, LSU  
 Week 3 . . . . Scott Bittle, UM  
 Week 4 . . . . Ricky Bowen, MS  
 Week 5 . . . . Bryan Woodall, AU  
 Week 6 . . . . Patrick Keating, UF  
 Week 7 . . . . Joshua Fields, UG  
 Week 8 . . . . Lance Lynn, UM  
 Week 9 . . . . Blake Cooper, SC  
 Week 10 . . . Andrew Albers, UK  
 Week 11 . . . Jared Bradford, LSU  
 Week 12 . . . Dallas Keuchel, AR  
 Week 13 . . . James Paxton, UK

## Freshman

Week 1 . . . . Andy Wilkins, AR  
 Week 2 . . . . Matt Smith, UM  
 Week 3 . . . . Kentrail Davis, UT  
 Week 4 . . . . Josh Adams, UF  
 Week 5 . . . . Tommy Toledo, UF  
 Week 6 . . . . Trent Mummey, AU  
 Week 7 . . . . Drew Pomeranz, UM  
 Week 8 . . . . Kentrail Davis, UT  
 Week 9 . . . . Ross Wilson, UA  
 Week 10 . . . Josh Rutledge, UA  
 Week 11 . . . Grant Dayton, AU  
 Week 12 . . . Tim Ferguson, UM  
 Week 13 . . . Ross Wilson, UA

## 2009

### Player

Week 1 . . . . Ryan Schimpf, LS  
 Week 2 . . . . Kent Matthes, UA  
 Week 3 . . . . Chase Leavitt, AR  
 Week 4 . . . . Kent Matthes, UA  
 Week 5 . . . . Jordan Henry, UM  
 Week 6 . . . . Rich Poythress, UG  
 Week 7 . . . . Micah Gibbs, LS  
 Week 8 . . . . Blake Dean, LS  
 Week 9 . . . . P.J. Polk, UT  
 Week 10 . . . Brian Harris, VU  
 Week 11 . . . Brandon May, UA  
 Week 12 . . . Aaron Westlake, VU  
 Week 13 . . . Kyle Henson, UM

### Pitcher

Week 1 . . . . Patrick Keating, UF  
 Week 2 . . . . Austin Ross, LS  
 Week 3 . . . . Chris Rusin, UK  
 Week 4 . . . . Louis Coleman, LS  
 Week 5 . . . . Matty Ott, LS  
 Week 6 . . . . Austin Ross, LS  
 Week 7 . . . . Scott Bittle, UM  
 Week 8 . . . . Mike Minor, VU  
 Week 9 . . . . Brett Eibner, AR  
 Week 10 . . . Matty Ott, LS  
 Week 11 . . . Louis Coleman, LS  
 Week 12 . . . Austin Hyatt, UA  
 Week 13 . . . Sam Dyson, SC

## Freshman

Week 1 . . . . Johnathan Taylor, UG  
 Week 2 . . . . Aaron Westlake, VU  
 Week 3 . . . . Casey McElroy, AU  
 Week 4 . . . . Collin Kuhn, AR  
 Week 5 . . . . Alex Panteliodis, UF  
 Week 6 . . . . Preston Tucker, UG  
 Week 7 . . . . Sonny Gray, VU  
 Week 8 . . . . Preston Tucker, UF  
 Week 9 . . . . Chad Wright, UF  
 Week 10 . . . Preston Tucker, UF  
 Week 11 . . . Jackie Bradley, Jr., SC  
 Matt Snyder, UM  
 Week 12 . . . Andy Burns, UK  
 Week 13 . . . Zach Osborne, UT

# HONORS



MISSISSIPPI STATE • MISSOURI • SOUTH CAROLINA • TENNESSEE • TEXAS A&M • VANDERBILT

## 2010

### Player

Week 1 . . . . P.J. Polk, UT  
 Week 2 . . . . Brian Fletcher, AU  
 Week 3 . . . . Connor Powers, MS  
 Week 4 . . . . Ross Wilson, UA  
 Week 5 . . . . Hunter Morris, AU  
 Week 6 . . . . Zack Cox, AR  
 Week 7 . . . . P.J. Polk, UT  
 Week 8 . . . . Justin Fradejas, AU  
 Week 9 . . . . Connor Powers, MS  
 Week 10 . . . . Hunter Morris, AU  
 Week 11 . . . . Trent Mummey, AU  
 Week 12 . . . . Joe Loftus, VU  
 Week 13 . . . . Marcus Nidiffer, UK  
 Week 14 . . . . Jake Smith, UA

### Pitcher

Week 1 . . . . Sonny Gray, VU  
 Week 2 . . . . Drew Pomeranz, UM  
 Week 3 . . . . Logan Darnell, UK  
 Week 4 . . . . Bryan Morgado, UT  
 Week 5 . . . . Drew Pomeranz, UM  
 Week 6 . . . . Sonny Gray, VU  
 Week 7 . . . . Drew Smyly, AR  
 Week 8 . . . . Jay Brown, SC  
 Week 9 . . . . Blake Cooper, SC  
 Week 10 . . . . Sam Dyson, SC  
 Week 11 . . . . Brett Huber, UM  
 Week 12 . . . . Mike Bolsinger, UM  
 Week 13 . . . . Sam Dyson, SC  
 Week 14 . . . . Kevin Chapman, UF

### Freshman

Week 1 . . . . Taylor Rogers, UK  
 Week 2 . . . . Hudson Randall, UF  
 Week 3 . . . . Nolan Fontana, UF  
 Week 4 . . . . Matt Vinson, AR  
 Week 5 . . . . Tyler Webb, SC  
 Week 6 . . . . Alex Yarbrough, UM  
 Week 7 . . . . Brian Johnson, UF  
 Week 8 . . . . Hudson Randall, UF  
 Week 9 . . . . Austin Maddox, UF  
 Week 10 . . . . Brian Johnson, UF  
 Week 11 . . . . Jordan Cooper, UK  
 Week 12 . . . . Nolan Fontana, UF  
 Week 13 . . . . Kyle Farmer, UG  
 Chris Stratton, MS

## 2011

### Player

Week 1 . . . . Nolan Fontana, UF  
 Week 2 . . . . Taylor Black, UK  
 Week 3 . . . . Kyle Robinson, AR  
 Week 4 . . . . Matt Duffy, UT  
 Week 5 . . . . Casey McElroy, AU  
 Week 6 . . . . Josh Rosecrans, UA  
 Week 7 . . . . Mikie Mahtook, LS  
 Week 8 . . . . Curt Casali, VU  
 Week 9 . . . . Kyle Robinson, AR  
 Week 10 . . . . Christian Walker, SC  
 Week 11 . . . . Mike Zunino, UF  
 Week 12 . . . . Miles Hamblin, UM  
 Week 13 . . . . Nolan Fontana, UF

### Pitcher

Week 1 . . . . Kurt McCune, LS  
 Week 2 . . . . Derek Varnadore, AU  
 Week 3 . . . . Sonny Gray, VU  
 Week 4 . . . . Alex Wood, UG  
 Week 5 . . . . Hudson Randall, UF  
 Week 6 . . . . Grayson Garvin, VU  
 Week 7 . . . . Hudson Randall, UF  
 Tyler Maloof, UG  
 Week 8 . . . . Colby Holmes, SC  
 Week 9 . . . . Michael Roth, SC  
 Week 10 . . . . Alex Meyer, UK  
 Week 11 . . . . Michael Palazzone, UG  
 Week 12 . . . . Alex Meyer, UK  
 Week 13 . . . . Colby Holmes, SC

### Freshman

Week 1 . . . . Daryl Norris, MS  
 Week 2 . . . . JaCoby Jones, LS  
 Week 3 . . . . Zack Powers, UF  
 Week 4 . . . . Corey Littrell, UK  
 Week 5 . . . . J.T. Riddle, UK  
 Week 6 . . . . Daryl Norris, MS  
 Week 7 . . . . Forrest Koumas, SC  
 Tony Kemp, VU  
 Week 8 . . . . Dillon Ortman, AU  
 Dominic Ficociello, AR  
 Bobby Wahl, UM  
 Week 9 . . . . Bobby Wahl, UM  
 Week 10 . . . . Conrad Gregor, VU  
 Karsten Whitson, UF  
 Week 11 . . . . Kevin Gausman, LS  
 Week 12 . . . . Dominic Ficociello, AR  
 Week 13 . . . . Kevin Gausman, LS

## 2012

### Player

Week 1 . . . . D. Steckenrider, UT  
 Week 2 . . . . Zac Zellers, UK  
 Week 3 . . . . Mason Katz, LS  
 Week 4 . . . . Matt Snyder, UM  
 Week 5 . . . . Preston Tucker, UF  
 Week 6 . . . . Tim Carver, AR  
 Ryan Tella, AU  
 Week 7 . . . . Taylor Dugas, UA  
 Luke Maile, UK  
 Week 8 . . . . Brian Johnson, UF  
 Week 9 . . . . Luke Maile, UK  
 Alex Yarbrough, UM  
 Week 10 . . . . Blake Austin, AU  
 Week 11 . . . . JaCoby Jones, LS  
 Week 12 . . . . Anthony Gomez, VU  
 Week 13 . . . . Mason Katz, LS

### Pitcher

Week 1 . . . . Barrett Astin, AR  
 Week 2 . . . . Michael Roth, SC  
 Bobby Wahl, UM  
 Week 3 . . . . Alex Wood, UG  
 Week 4 . . . . Kevin Gausman, LS  
 Week 5 . . . . Chris Stratton, MS  
 Week 6 . . . . Zack Godley, UT  
 Week 7 . . . . Brent Bonvillian, LS  
 Week 8 . . . . Ryan Eades, LS  
 Week 9 . . . . Kendall Graveman, MS  
 Week 10 . . . . Chris Stratton, MS  
 Week 11 . . . . Alex Wood, UG  
 Week 12 . . . . Kevin Gausman, LS  
 Week 13 . . . . DJ Baxendale, AR

### Freshman

Week 1 . . . . Taylor Gushue, UF  
 Week 2 . . . . Ben Moore, UA  
 Week 3 . . . . Taylor Gushue, UF  
 Week 4 . . . . D. Henderson, MS  
 Week 5 . . . . A.J. Reed, UK  
 Week 6 . . . . Justin Kamplain, UA  
 Week 7 . . . . J. Montgomery, SC  
 Week 8 . . . . Grayson Greiner, SC  
 Week 9 . . . . Ben Moore, UA  
 Week 10 . . . . Spencer Turnbull, UA  
 Week 11 . . . . Casey Turgeon, UF  
 Week 12 . . . . Sam Mahar, UK  
 Week 13 . . . . Jacob Lindgren, MS

## 2013

### Player

Week 1 . . . . Zack Powers, UF  
 J.T. Riddle, UK  
 Week 2 . . . . LB Dantzler, SC  
 Week 3 . . . . A.J. Reed, UK  
 Week 4 . . . . Joey Pankake, SC  
 Week 5 . . . . Mason Katz, LS  
 Week 6 . . . . Alex Bregman, LS  
 Week 7 . . . . Mason Katz, LS  
 Week 8 . . . . Keaton Steele, MU  
 Week 9 . . . . Hunter Renfro, MS  
 Week 10 . . . . Nick Ammirati, MS  
 Week 11 . . . . Damek Tomscha, AU  
 Week 12 . . . . Tony Kemp, VU

### Pitcher

Week 1 . . . . Bobby Wahl, UM  
 Week 2 . . . . Philip Pfeifer, VU  
 Week 3 . . . . Kevin Ziomek, VU  
 Week 4 . . . . Kevin Ziomek, VU  
 Week 5 . . . . Keaton Steele, MU  
 Week 6 . . . . Ryne Stanek, AR  
 Week 7 . . . . Jonathon Crawford, UF  
 Week 8 . . . . Kendall Graveman, MS  
 Week 9 . . . . Zack Godley, UT  
 Week 10 . . . . Aaron Nola, LS  
 Bobby Wahl, UM  
 Week 11 . . . . Aaron Nola, LS  
 Week 12 . . . . D. Mengden, AM  
 Mike Mayers, UM

### Freshman

Week 1 . . . . Mikey White, UA  
 Week 2 . . . . Colin Poche, AR  
 Week 3 . . . . J. Moroney, AM  
 Week 4 . . . . Trey Killian, AR  
 Week 5 . . . . Georgie Salem, UA  
 Week 6 . . . . Matt Kent, AM  
 Week 7 . . . . Tyler Spoon, AR  
 Week 8 . . . . Max Schrock, SC  
 Week 9 . . . . Harrison Bader, UF  
 Week 10 . . . . Jack Wynkoop, SC  
 Week 11 . . . . Hunter Melton, AM  
 Week 12 . . . . Jordan Ebert, AU

## 2014

### Player

Week 1 . . . . Will Allen, UM  
 Week 2 . . . . AJ Reed, UK  
 Week 3 . . . . Will Maddox, UT  
 Week 4 . . . . Nick Senzel, UT  
 Week 5 . . . . Vince Conde, VU  
 Week 6 . . . . Micheal Thomas, UK  
 Week 7 . . . . Grayson Greiner, SC  
 Week 8 . . . . AJ Reed, UK  
 Week 9 . . . . Eric Anderson, MU  
 Week 10 . . . . Conner Hale, LS  
 Week 11 . . . . Auston Bousfield, UM  
 Week 12 . . . . Casey Turgeon, UF  
 Week 13 . . . . Vince Conde, VU

### Pitcher

Week 1 . . . . Wil Crowe, SC  
 Week 2 . . . . Aaron Nola, LS  
 Week 3 . . . . Ross Mitchell, MS  
 Brett Graves, MU  
 Week 4 . . . . Aaron Nola, LS  
 Week 5 . . . . Ross Mitchell, MS  
 Week 6 . . . . Trey Killian, AR  
 Week 7 . . . . Keaton Steele, MU  
 Jon Keller, UA  
 Week 8 . . . . Jalen Beeks, AR  
 Chris Oliver, AR  
 Aaron Nola, LS  
 Week 9 . . . . Justin Kamplain, UA  
 Week 10 . . . . Logan Salow, UK  
 Week 11 . . . . Aaron Rhodes, UF  
 Week 12 . . . . Ryan Lawlor, UG  
 Ross Mitchell, MS  
 Robert Tyler, UG

### Freshman

Week 1 . . . . Bryan Reynolds, VU  
 Week 2 . . . . Wil Crowe, SC  
 Week 3 . . . . Keegan Thompson, AU  
 Week 4 . . . . Robert Tyler, UG  
 Week 5 . . . . Thomas Burrows, AU  
 Week 6 . . . . Jared Poche, LS  
 Week 7 . . . . Robert Tyler, UG  
 Week 8 . . . . Hunter Webb, UA  
 Week 9 . . . . A.J. Puk, UF  
 Week 10 . . . . Thomas Burrows, AU  
 Week 11 . . . . Jake Fraley, LS  
 Week 12 . . . . Nick Banks, AM  
 Week 13 . . . . Logan Shore, UF



# HONORS

ALABAMA • ARKANSAS • AUBURN • FLORIDA • GEORGIA • KENTUCKY • LSU • OLE MISS

## ALL-SEC TEAMS

### 1951

Mike Mizerany, Alabama . . . . . 1B  
 Chappel Rhino, Ga. Tech . . . . . 2B  
 Bob Lusk, Ga. Tech . . . . . 3B  
 Dan Murphy, Miss. State . . . . . SS  
 Jim Umbricht, Georgia (tie) . . . . . SS  
 George Howell, Alabama . . . . . UT  
 Frank Ramsey, Kentucky . . . . . LF  
 Bert Rechichar, Tennessee . . . . . CF  
 Dud Rushing, Florida . . . . . RF  
 G.P. Anderson, Tennessee . . . . . C  
 Gene Murphy, LSU . . . . . C  
 John Huffstutler, Tennessee . . . . . P  
 Olin Briscoe, Ole Miss . . . . . P  
 Bill Letchworth, Auburn . . . . . P

### 1952

Charles Keller, Kentucky . . . . . 1B  
 Jim Hirsch, Florida . . . . . 2B  
 B.B. Hopkins, Tennessee . . . . . 3B  
 Dan Murphy, Miss. State . . . . . SS  
 Inman Veal, Auburn . . . . . UT  
 Frank Ramsey, Kentucky . . . . . LF  
 Bobby Carr, Alabama . . . . . CF  
 Harry Babcock, Georgia . . . . . RF  
 Haywood Sullivan, Florida . . . . . C  
 Jerry Marchand, LSU . . . . . C  
 Benny McArdle, LSU . . . . . P  
 Ray Weidenbacher, Tulane . . . . . P  
 John Huffstutler, Tennessee . . . . . P

### 1959

Perry McGriff, Florida . . . . . 1B  
 Mike Thomas, Ga. Tech . . . . . 2B  
 Jake Gibbs, Ole Miss . . . . . 3B  
 Dickie Parsons, Kentucky . . . . . SS  
 Ken Chapman, Alabama . . . . . UT  
 Tommy Lewis, Georgia . . . . . LF  
 Bobby Geissinger, Florida . . . . . CF  
 Roger Kaiser, Ga. Tech . . . . . RF  
 George Inman, Ga. Tech . . . . . C  
 Bob Khayat, Ole Miss . . . . . C  
 Buddy Blemker, Ga. Tech . . . . . P  
 Ray Weidenbacher, Tulane . . . . . P  
 Larry Williams, Ole Miss . . . . . P  
 Jerry Sharp, Kentucky . . . . . P

### 1960

Ron Overcash, Florida . . . . . 1B  
 Jim Douglas, Auburn . . . . . 2B  
 Jake Gibbs, Ole Miss . . . . . 3B  
 Gene Gianni, Alabama . . . . . SS  
 Gary Dempsey, Miss. State . . . . . UT  
 Billy Jones, Ole Miss . . . . . OF  
 Perry McGriff, Florida . . . . . OF  
 Ken Chapman, Alabama . . . . . OF  
 George Inmans, Ga. Tech . . . . . C  
 Bobby Khayat, Ole Miss . . . . . C  
 Larry Williams, Ole Miss . . . . . P  
 Ed Chambless, Ga. Tech . . . . . P  
 Alan Koch, Auburn . . . . . P

### 1953

Pete Vogt, Tulane . . . . . 1B  
 Frank Bragan, Miss. State . . . . . 2B  
 B.B. Hopkins, Tennessee . . . . . 3B  
 Reggie Andrews, Georgia . . . . . SS  
 Chappel Rhino, Ga. Tech . . . . . UT  
 Frank Ramsey, Kentucky . . . . . LF  
 Jack Reed, Ole Miss . . . . . CF  
 Lewis Gilardoni, Miss. State . . . . . RF  
 Jerry Marchand, LSU . . . . . C  
 Bobby Barnes, Florida . . . . . C  
 Jack Roberts, Georgia . . . . . P  
 Harry Coe, Florida . . . . . P  
 Curt Monroe, Miss. State . . . . . P

### 1954

Lou Pesce, Florida . . . . . 1B  
 Bernie Schreiber, Ole Miss . . . . . 2B  
 Jim Pyburn, Auburn . . . . . 3B  
 Miles Willard, Kentucky . . . . . SS  
 Reggie Andrews, Georgia . . . . . UT  
 Wayne Clark, Florida (tie) . . . . . UT  
 Jackie Parker, Miss. State . . . . . LF  
 Doug Dickey, Auburn . . . . . CF  
 Larry Morris, Ga. Tech . . . . . RF  
 Braxton Nail, Miss. State . . . . . C  
 Don Lloyd, Tulane . . . . . C  
 Paul Susce, Auburn . . . . . P  
 Charles Hawkins, Vanderbilt . . . . . P  
 Gene Lary, Alabama . . . . . P  
 Rudy Simpson, Florida (tie) . . . . . P

### 1961

#### All-SEC

Don Porter, Ole Miss . . . . . 1B  
 Jim Douglas, Auburn . . . . . 2B  
 Jake Gibbs, Ole Miss . . . . . 3B  
 Dickie Parsons, Kentucky . . . . . SS  
 Milledge White, Georgia . . . . . UT  
 Larry Nichols, Auburn . . . . . OF  
 John Bailey, LSU . . . . . OF  
 Charlie Thompson, Ga. Tech . . . . . OF  
 C.W. Price, Florida . . . . . OF  
 Paul Bocher, Florida . . . . . C  
 Bob Cornett, Tulane . . . . . C  
 Allen Smith, LSU . . . . . P  
 Charlie Loyd, Kentucky . . . . . P  
 Dennis Aust, Florida . . . . . P

### 1955

Frank McNally, Miss. State . . . . . 1B  
 Bernie Schreiber, Ole Miss . . . . . 2B  
 Herb Kosten, Alabama . . . . . 3B  
 Reggie Andrews, Georgia . . . . . SS  
 Bobby McCauley, Ga. Tech . . . . . UT  
 Bobby Barnes, Alabama . . . . . LF  
 Bobby Hunt, Alabama . . . . . CF  
 Doug Dickey, Auburn . . . . . RF  
 Braxton Nail, Miss. State . . . . . C  
 Jerry Bilyk, Florida . . . . . C  
 Gene Lary, Alabama . . . . . P  
 Allen Parrish, Georgia . . . . . P  
 J.P. Anderson, Alabama . . . . . P

### 1956

Sonny Saye, Georgia . . . . . 1B  
 Bernie Schreiber, Ole Miss . . . . . 2B  
 Herb Kosten, Alabama . . . . . 3B  
 Jack Kubiszyn, Alabama . . . . . SS  
 Lane Akers, Ga. Tech . . . . . SS  
 Billy Kinard, Ole Miss . . . . . UT  
 Bobby Barnes, Alabama . . . . . LF  
 Eddie Crawford, Ole Miss . . . . . CF  
 Alton Shell, Auburn . . . . . RF  
 Jerry Bilyk, Florida . . . . . C  
 Gene Simpson, Tennessee . . . . . C  
 Frank Roland, Alabama . . . . . P  
 Dale Willis, Florida . . . . . P  
 Joe Gibbon, Ole Miss . . . . . P  
 Paul Susce, Alabama (tie) . . . . . P  
 Rudy Simpson, Florida (tie) . . . . . P

### Eastern Division

Jack Anderson, Auburn . . . . . 1B  
 Jim Douglas, Auburn . . . . . 2B  
 Milledge White, Georgia . . . . . 3B  
 Dickie Parsons, Kentucky . . . . . SS  
 Larry Nichols, Auburn . . . . . OF  
 Tommy Vandiver, Georgia . . . . . OF  
 Charlie Thompson, Ga. Tech . . . . . OF  
 Billy Williamson, Ga. Tech . . . . . UT  
 C.W. Price, Florida . . . . . UT  
 Paul Bocher, Florida . . . . . C  
 Allen Feldhaus, Kentucky . . . . . C  
 Charlie Loyd, Kentucky . . . . . P  
 Dennis Aust, Florida . . . . . P  
 Jim Boyd, Auburn . . . . . P

### Western Division

Don Porter, Ole Miss . . . . . 1B  
 Don Pope, Miss. State . . . . . 2B  
 Jake Gibbs, Ole Miss . . . . . 3B  
 Larry Edmonson, LSU . . . . . SS  
 John Bailey, LSU . . . . . OF  
 Ken Chapman, Alabama . . . . . OF  
 Doug Elmore, Ole Miss . . . . . OF  
 Larry Brannon, Miss. State . . . . . UT  
 Frank Dempsey, Miss. State . . . . . UT  
 Bob Cornett, Tulane . . . . . C  
 Nathan Bedford, Alabama . . . . . C  
 Allen Smith, LSU . . . . . P  
 Bobby Siedell, Ole Miss . . . . . P  
 Lynn Amadee, LSU . . . . . P

### 1957

Fred Frickle, Alabama . . . . . 1B  
 Don Gardiner, Miss. State . . . . . 2B  
 John Menger, Ga. Tech . . . . . 3B  
 Jack Kubiszyn, Alabama . . . . . SS  
 Lane Akers, Ga. Tech . . . . . UT  
 Wendell Tarleton, Georgia . . . . . LF  
 John Lee Gaaney, Ole Miss . . . . . CF  
 Rex Frederick, Auburn . . . . . RF  
 Bob Gregor, Vanderbilt . . . . . C  
 Tony Reginelli, Tulane . . . . . C  
 Frank Roland, Alabama . . . . . P  
 Buddy Blemken, Ga. Tech . . . . . P  
 Burt Touchberry, Florida . . . . . P

### 1958

Jim Boring, Miss. State . . . . . 1B  
 Al White, LSU . . . . . 2B  
 Doug Litton, Miss. State . . . . . 3B  
 Jack Kubiszyn, Alabama . . . . . SS  
 Bobby Ledford, Alabama . . . . . UT  
 Bernie Parrish, Florida . . . . . LF  
 Charlie Turner, Miss. State . . . . . CF  
 L.F. Lanier, Auburn . . . . . RF  
 Pat Duke, Auburn . . . . . C  
 Bobby Barnes, Florida . . . . . C  
 Red Roberts, Auburn . . . . . P  
 Ray Oestricher, Florida . . . . . P  
 Bob Lofin, LSU . . . . . P

### 1962

#### All-SEC

John Gher, Ga. Tech . . . . . 1B  
 Jerry Ellis, Alabama . . . . . 2B  
 Hal Green, Miss. State . . . . . 3B  
 Donnie Kessinger, Ole Miss . . . . . SS  
 Tom Moore, Florida . . . . . UT  
 Larry Nichols, Auburn . . . . . OF  
 Bill Etheridge, Miss. State . . . . . OF  
 Glen Baker, Alabama . . . . . OF  
 Ronnie Braddock, Georgia . . . . . OF  
 Len Scheinholt, Florida . . . . . C  
 Art Nester, Miss. State . . . . . C  
 Frank Montgomery, Miss. State . . . . . P  
 Allen Smith, LSU . . . . . P  
 Jerry Nicholson, Florida . . . . . P

# HONORS



MISSISSIPPI STATE • MISSOURI • SOUTH CAROLINA • TENNESSEE • TEXAS A&M • VANDERBILT

## Eastern Division

Joe Gher, Ga. Tech . . . . . 1B  
 Ken Hudgens, Tennessee . . . . . 2B  
 Tom Moore, Florida . . . . . 3B  
 Joey Miller, Georgia . . . . . SS  
 Wayne Fowler, Auburn . . . . . UT  
 Larry Nichols, Auburn . . . . . OF  
 Al Lopez, Florida . . . . . OF  
 Ronnie Braddock, Georgia . . . . . OF  
 John Maddox, Tennessee . . . . . OF  
 Len Scheinholt, Florida . . . . . C  
 Richie Conliff, Ga. Tech . . . . . C  
 Joe Overton, Auburn . . . . . P  
 Jerry Nicholson, Florida . . . . . P  
 Jim Herbert, Tennessee . . . . . P

## Western Division

Ronnie Norton, Miss. State . . . . . 1B  
 Jerry Ellis, Alabama . . . . . 2B  
 Hal Green, Miss. State . . . . . 3B  
 Donnie Kessinger, Ole Miss . . . . . SS  
 Larry Edmondsaon, LSU . . . . . UT  
 Glen Baker, Alabama . . . . . OF  
 Bill Etheridge, Miss. State . . . . . OF  
 Jimmy Field, LSU . . . . . OF  
 Johnny Cantrell, Miss. State . . . . . OF  
 Bob Cornett, Tulane . . . . . C  
 Art Nester, Miss. State . . . . . C  
 Frank Montgomery, Miss. State . . . . . P  
 Allen Smith, LSU . . . . . P  
 Earl Griffin, Alabama . . . . . P

## Eastern Division

Tom Shannon, Florida . . . . . 1B  
 Jimmy Martin, Auburn . . . . . 2B  
 Jimmy Barfield, Auburn . . . . . 3B  
 Otis Bibb, Auburn . . . . . SS  
 Jim Bonin, Kentucky . . . . . UT  
 Jack Ervin, Tennessee . . . . . OF  
 Jim Bachus, Auburn . . . . . OF  
 Dink Haire, Auburn . . . . . OF  
 Bill Blomgren, Florida . . . . . OF  
 Harry Doles, Auburn . . . . . C  
 Dave Porter, Florida . . . . . C  
 Jim Crysel, Auburn . . . . . P  
 Steve Calloway, Kentucky . . . . . P  
 Charles Anderson, Florida . . . . . P

## Western Division

Tommy Keyes, Ole Miss . . . . . 1B  
 Billy Sumrall, Ole Miss . . . . . 2B  
 Harry Morel, LSU . . . . . 3B  
 Donnie Kessinger, Ole Miss . . . . . SS  
 Wayne Meadows, Miss State . . . . . UT  
 Glen Lusk, Ole Miss . . . . . OF  
 Mickey Andrews, Alabama . . . . . OF  
 Gene Achord, LSU . . . . . OF  
 Fred Roberts, Ole Miss . . . . . OF  
 Buddy French, Alabama . . . . . C  
 Dennis Malpass, Tulane . . . . . C  
 Richie Prine, Ole Miss . . . . . P  
 Steve Georgie, LSU . . . . . P  
 Frank Chambers, Ole Miss . . . . . P

## 1963

### All-SEC

Bill Etheridge, Miss. State . . . . . 1B  
 Carol Lenoux, Florida . . . . . 2B  
 Tom Moore, Florida . . . . . 3B  
 Donnie Kessinger, Ole Miss . . . . . SS  
 Wayne Meadows, Florida . . . . . UT  
 Jim Bachus, Auburn . . . . . OF  
 Gene Achord, LSU . . . . . OF  
 Ashton Wells, Alabama . . . . . OF  
 Ronnie Braddock, Georgia . . . . . OF  
 George Shuford, Tennessee . . . . . C  
 Vic Svetlay, Auburn . . . . . C  
 Joe Overton, Auburn . . . . . P  
 Danny Eggart, Florida . . . . . P  
 Tommy Keyes, Ole Miss . . . . . P

## 1965

### All-SEC

Jimmy Yawn, Ole Miss . . . . . 1B  
 Pete McKenzie, Auburn . . . . . 2B  
 Randy Embry, Kentucky . . . . . 3B  
 Dave Flettrich, Tulane . . . . . SS  
 Jim Monin, Kentucky . . . . . UT  
 Allen Trammell, Florida . . . . . OF  
 Del Unser, Miss. State . . . . . OF  
 Dink Haire, Auburn . . . . . OF  
 Mike Burns, Miss. State . . . . . OF  
 Buddy French, Alabama . . . . . C  
 Harry Doles, Auburn . . . . . C  
 Monte Sharpe, Auburn . . . . . P  
 John Olagues, Tulane . . . . . P  
 Ken Tatum, Miss. Tate . . . . . P

## Eastern Division

Cotton Nash, Kentucky . . . . . 1B  
 Carol Lenoux, Florida . . . . . 2B  
 Tom Moore, Florida . . . . . 3B  
 Otis Bibb, Auburn . . . . . SS  
 Elliott Hembree, Vanderbilt . . . . . UT  
 Jack Ervin, Tennessee . . . . . LF  
 Jim Bachus, Auburn . . . . . CF  
 Ron Braddock, Georgia . . . . . RF  
 Jimmy Adams, Ga. Tech . . . . . UT  
 George Shuford, Tennessee . . . . . C  
 Vic Svetley, Auburn . . . . . C  
 Joe Overton, Auburn . . . . . P  
 Danny Eggart, Florida . . . . . P  
 Don Pierce, Georgia . . . . . P

## Western Division

Bill Etheridge, Miss. State . . . . . 1B  
 Mike Box, Alabama . . . . . 2B  
 David Jennings, Ole Miss . . . . . 3B  
 Donnie Kessinger, Ole Miss . . . . . SS  
 Wayne Meadows, Miss State . . . . . UT  
 Freddie Roberts, Ole Miss . . . . . LF  
 Gene Achord, LSU . . . . . CF  
 Shelton Wells, Alabama . . . . . RF  
 Bobby Neider, Tulane . . . . . UT  
 Buddy French, Alabama . . . . . C  
 Charles Smith, Miss. State . . . . . C  
 Doug Hutton, Miss. State . . . . . P  
 Wiley Diel, LSU . . . . . P

## Eastern Division

Tom Shannon, Florida . . . . . 1B  
 Pete McKenzie, Auburn . . . . . 2B  
 Randy Embry, Kentucky . . . . . 3B  
 Jim Monin, Kentucky . . . . . SS  
 Tom Reid, Georgia . . . . . UT  
 Allen Trammell, Florida . . . . . OF  
 Dink Haire, Auburn . . . . . OF  
 Frank Fryer, Auburn . . . . . OF  
 Danny Neff, Tennessee . . . . . OF  
 Harry Doles, Auburn . . . . . C  
 Pete Fritsch, Kentucky . . . . . C  
 Monte Sharpe, Auburn . . . . . P  
 Bill Ferrell, Tennessee . . . . . P  
 Kenny Lewis, Kentucky . . . . . P

## Western Division

Jimmy Yawn, Ole Miss . . . . . 1B  
 Billy Sumrall, Ole Miss . . . . . 2B  
 Johnny Masley, Alabama . . . . . 3B  
 Dave Flettrich, Tulane . . . . . SS  
 Don Bell, Miss. State . . . . . UT  
 Del Unser, Miss. State . . . . . OF  
 Mike Burns, Miss. State . . . . . OF  
 Jim McGill, Tulane . . . . . OF  
 Charlie Williams, Ole Miss . . . . . OF  
 Buddy French, Alabama . . . . . C  
 Joe Weible, Tulane . . . . . C  
 Ken Tatum, Miss. State . . . . . P  
 Frank Chambers, Miss. State . . . . . P  
 John Olagues, Tulane . . . . . P

## 1964

### All-SEC

Tommy Keyes, Ole Miss . . . . . 1B  
 Jimmy Martin, Auburn . . . . . 2B  
 Jim Barfield, Auburn . . . . . 3B  
 Donnie Kessinger, Ole Miss . . . . . SS  
 Otis Bibb, Auburn . . . . . UT  
 Glenn Lusk, Ole Miss . . . . . OF  
 Mickey Andrews, Alabama . . . . . OF  
 Jack Ervin, Tennessee . . . . . OF  
 Bill Blomgren, Florida . . . . . OF  
 Harry Doles, Auburn . . . . . C  
 Buddy French, Alabama . . . . . C  
 Jimmy Crysel, Auburn . . . . . P  
 Richie Prine, Ole Miss . . . . . P  
 Steve George, LSU . . . . . P

## 1966

### All-SEC

Joe McCorqudale, Alabama . . . . . 1B  
 Ronnie Scott, Tulane . . . . . 2B  
 Don Bell, Miss. State . . . . . 3B  
 Scotty Long, Auburn . . . . . SS  
 Jimmy Yawn, Ole Miss . . . . . UT  
 Jack Ervin, Tennessee . . . . . OF  
 Frank Fryer, Auburn . . . . . OF  
 Del Unser, Miss. State . . . . . OF  
 Mike Roos, Tulane . . . . . OF  
 Pete Fritsch, Kentucky . . . . . C  
 Chet Bergalowski, Ole Miss . . . . . C  
 Ken Tatum, Miss. State . . . . . P  
 Scotty Hasler, Ole Miss . . . . . P  
 Q.V. Lowe, Auburn . . . . . P



# HONORS

ALABAMA • ARKANSAS • AUBURN • FLORIDA • GEORGIA • KENTUCKY • LSU • OLE MISS

## Eastern Division

John Burpo, Tennessee . . . . . 1B  
 Bruce Moore, Florida . . . . . 2B  
 Ralph Wells, Auburn . . . . . 3B  
 Scotty Long, Auburn . . . . . SS  
 Darryl Lowe, Tennessee . . . . . UT  
 Jack Ervin, Tennessee . . . . . OF  
 Frank Fryer, Auburn . . . . . OF  
 Bob O'Callaghan, Georgia . . . . . OF  
 Jim Frazier, Florida . . . . . OF  
 Pete Fritsch, Kentucky . . . . . C  
 Jack Kenworthy, Florida . . . . . C  
 Q.V. Lowe, Auburn . . . . . P  
 Mike Lawler, Tennessee . . . . . P  
 Kelly Prior, Florida . . . . . P

## Western Division

Joe McCorqudale, Alabama . . . . . 1B  
 Jimmy Yawn, Ole Miss . . . . . 2B  
 Don Bell, Miss. State . . . . . 3B  
 Ronnie Scott, Tulane . . . . . SS  
 Gary Washington, Miss. State . . . . . UT  
 Del Unser, Miss. State . . . . . OF  
 Charlie Williams, Ole Miss . . . . . OF  
 Mike Roos, Tulane . . . . . OF  
 Glenn Lusk, Ole Miss . . . . . OF  
 Chet Bergalowski, Ole Miss . . . . . C  
 Frank Portera, Miss. State . . . . . C  
 Ken Tatum, Miss. State . . . . . P  
 Scotty Hasler, Ole Miss . . . . . P  
 Bruce Baudler, LSU . . . . . P

## Eastern Division

Frank Baldasare, Auburn . . . . . 1B  
 Larry Fielder, Tennessee . . . . . 2B  
 Greg Golden, Auburn . . . . . 3B  
 Richard Trapp, Florida . . . . . SS  
 Rick Anderson, Kentucky . . . . . UT  
 Nick Nicosia, Florida . . . . . OF  
 George Simmons, Auburn . . . . . OF  
 Sam Ewing, Tennessee . . . . . OF  
 Jim Simpson, Georgia . . . . . OF  
 Mike Ovca, Florida . . . . . C  
 Jim McBride, Tennessee . . . . . C  
 Glen Pickren, Florida . . . . . P  
 Buddy Copeland, Georgia . . . . . O  
 John Hammett, Tennessee . . . . . P

## Western Division

Ed McLarty, Ole Miss . . . . . 1B  
 John Shaw, Ole Miss . . . . . 2B  
 Stan Moss, Alabama . . . . . 3B  
 J.C. Ranelli, Alabama . . . . . SS  
 Ron Hunt, LSU . . . . . UT  
 Bob Leake, LSU . . . . . OF  
 Jim Howarth, Miss. State . . . . . OF  
 Bill Parker, Alabama . . . . . OF  
 Lee Moore, Ole Miss . . . . . OF  
 Sam Fletcher, Miss. State . . . . . C  
 Bobby Wade, Ole Miss . . . . . C  
 Eddie Propst, Alabama . . . . . P  
 Mike Innes, Alabama . . . . . P  
 Brantley Jones, Miss. State . . . . . P

## 1967

### All-SEC

Gary Washington, Miss. State . . . . . 1B  
 Jimmy Yawn, Ole Miss . . . . . 2B  
 Greg Golden, Auburn . . . . . 3B  
 Richard Trapp, Florida . . . . . SS  
 Tommy Nichols, Ole Miss . . . . . UT  
 George Johnson, Alabama . . . . . OF  
 Rick Countryman, Auburn . . . . . OF  
 Mike Mondelli, Tennessee . . . . . OF  
 Steve Ogin, LSU . . . . . OF  
 Tom Giles, LSU . . . . . C  
 Ron Hicks, Kentucky . . . . . C  
 Q.V. Lowe, Auburn . . . . . P  
 Freddy Glass, Alabama . . . . . P  
 Kelly Prior, Florida . . . . . P

## 1969

### All-SEC

Ed McLarty, Ole Miss . . . . . 1B  
 Phil Garner, Tennessee . . . . . 2B  
 Whitey Adams, Ole Miss . . . . . 3B  
 John Shafer, Auburn . . . . . SS  
 J.C. Ranelli, Alabama . . . . . UT  
 Sam Ewing, Tennessee . . . . . OF  
 Manuel Washington, Miss. State . . . . . OF  
 Jack Traffanstedt, Alabama . . . . . OF  
 Mike Ovca, Florida . . . . . C  
 Tom Giles, LSU . . . . . C  
 Jim Courier, Florida . . . . . P  
 Mike Innes, Alabama . . . . . P  
 Jimmy Lee, Tennessee . . . . . P

## Eastern Division

Terry Stroemer, Florida . . . . . 1B  
 Pete McKenzie, Auburn . . . . . 2B  
 Greg Golden, Auburn . . . . . 3B  
 Richard Trapp, Florida . . . . . SS  
 Scotty Long, Auburn . . . . . UT  
 Rick Countryman, Auburn . . . . . OF  
 Mike Mondelli, Tennessee . . . . . OF  
 Bobby Etter, Georgia . . . . . OF  
 Kit Bradshaw, Georgia . . . . . OF  
 Ron Hicks, Kentucky . . . . . C  
 Ed Gross, Florida . . . . . C  
 Q.V. Lowe, Auburn . . . . . P  
 Kelly Prior, Florida . . . . . P  
 Dave Tiller, Tennessee . . . . . P

## Western Division

Gary Washington, Miss. State . . . . . 1B  
 Jimmy Yawn, Ole Miss . . . . . 2B  
 Ronnie Robinson, Ole Miss . . . . . 3B  
 Tommy Nichols, Ole Miss . . . . . SS  
 Ken Beesley, Miss. State . . . . . UT  
 George Johnson, Alabama . . . . . OF  
 Jim Howarth, Miss. State . . . . . OF  
 Glen Lusk, Ole Miss . . . . . OF  
 Steve Ogin, LSU . . . . . OF  
 Tom Giles, LSU . . . . . C  
 Bobby Wade, Ole Miss . . . . . C  
 Freddy Glass, Alabama . . . . . P  
 Denis Hall, Miss. State . . . . . P  
 Scotty Hasler, Ole Miss . . . . . P

## Eastern Division

Skip Lujack, Florida . . . . . 1B  
 Phil Garner, Tennessee . . . . . 2B  
 Rod Wright, Florida . . . . . 3B  
 John Shafer, Auburn . . . . . SS  
 Jimmy Conn, Vanderbilt . . . . . UT  
 Sam Ewing, Tennessee . . . . . OF  
 Guy McTheny, Florida . . . . . OF  
 Bill Miller, Georgia . . . . . OF  
 Mike Ovca, Florida . . . . . C  
 Andy Merchant, Auburn . . . . . C  
 Jim Courier, Florida . . . . . P  
 Jimmy Lee, Tennessee . . . . . P  
 Elliott Jones, Vanderbilt . . . . . P

## Western Division

Ed McLarty, Ole Miss . . . . . 1B  
 John Shaw, Ole Miss . . . . . 2B  
 Whitey Adams, Ole Miss . . . . . 3B  
 J.C. Ranelli, Alabama . . . . . SS  
 Bobbie Crowell, Miss. State . . . . . UT  
 Jack Traffanstedt, Alabama . . . . . OF  
 Manuel Washington, Miss. State . . . . . OF  
 Tom Giles, LSU . . . . . C  
 Mike Innes, Alabama . . . . . P  
 Brantley Jones, Miss. State . . . . . P  
 Fred Setser, Ole Miss . . . . . P

## 1968

### All-SEC

Frank Baldasare, Auburn . . . . . 1B  
 John Shaw, Ole Miss . . . . . 2B  
 Stan Moss, Alabama . . . . . 3B  
 Richard Trapp, Florida . . . . . SS  
 Larry Fielder, Tennessee . . . . . UT  
 Bob Leake, LSU . . . . . OF  
 Jim Howarth, Miss. State . . . . . OF  
 George Simmons, Auburn . . . . . OF  
 Nick Nicosia, Florida . . . . . OF  
 Sam Fletcher, Miss. State . . . . . C  
 Mike Ovca, Florida . . . . . C  
 Glenn Pickren, Florida . . . . . P  
 Eddie Propst, Alabama . . . . . P  
 Mike Innes, Alabama . . . . . P

## 1970

### All-SEC

Jocko Potts, Miss. State . . . . . 1B  
 John Shaw, Ole Miss . . . . . 2B  
 Steve Tingle, Kentucky . . . . . 3B  
 Archie Manning, Ole Miss . . . . . SS  
 Phil Garner, Tennessee . . . . . UT  
 Sam Ewing, Tennessee . . . . . OF  
 Bobby Tucker, Tennessee . . . . . OF  
 Tony Dobies, Florida . . . . . OF  
 Dave Phares, Miss. State . . . . . UT  
 Fred Yilling, Miss. State . . . . . C  
 Andy Merchant, Auburn . . . . . C  
 Brantley Jones, Miss. State . . . . . P  
 Jimmy Lee, Tennessee . . . . . P  
 Bob Cannon, Georgia . . . . . P



# HONORS



MISSISSIPPI STATE • MISSOURI • SOUTH CAROLINA • TENNESSEE • TEXAS A&M • VANDERBILT

## Eastern Division

Bill Winchester, Vanderbilt . . . . . 1B  
 Phil Garner, Tennessee . . . . . 2B  
 Steve Tingle, Kentucky . . . . . 3B  
 Pete Rancont, Auburn . . . . . SS  
 Steve Estep, Vanderbilt . . . . . UT  
 Sam Ewing, Tennessee . . . . . OF  
 Bobby Tucker, Tennessee . . . . . OF  
 Tony Dobies, Florida . . . . . OF  
 Mike Harrelson, Georgia . . . . . OF  
 Andy Merchant, Auburn . . . . . C  
 Will Harman, Florida . . . . . C  
 Jimmy Lee, Tennessee . . . . . P  
 Bobby Cannon, Georgia . . . . . P  
 Wayne Rogers, Florida . . . . . P

## Western Division

Jocko Potts, Miss. State . . . . . 1B  
 John Shaw, Ole Miss . . . . . 2B  
 Whitey Adams, Ole Miss . . . . . 3B  
 Archie Manning, Ole Miss . . . . . SS  
 Bobby Croswell, Miss. State . . . . . UT  
 Dave Phares, Miss. State . . . . . OF  
 Bill Bright, LSU . . . . . OF  
 Terry Dubose, LSU . . . . . OF  
 Tommy Magee, Ole Miss . . . . . OF  
 Fred Yilling, Miss. State . . . . . C  
 M.A. McCoy, Ole Miss . . . . . C  
 Brantley Jones, Miss. State . . . . . P  
 Kenny Kaurez, Ole Miss . . . . . P  
 Dennis Hall, Miss. State . . . . . P

## Eastern Division

Bill Winchester, Vanderbilt . . . . . 1B  
 Steve Estep, Vanderbilt . . . . . 2B  
 Jim Lett, Kentucky . . . . . 3B  
 Ray Hull, Florida . . . . . SS  
 Roger Webb, Kentucky . . . . . UT  
 Joe Haefner, Auburn . . . . . OF  
 Bobby Tucker, Tennessee . . . . . OF  
 Derek Bryant, Kentucky . . . . . OF  
 Roger McKinney, Tennessee . . . . . OF  
 Andy Merchant, Auburn . . . . . C  
 Jim Carter, Georgia . . . . . C  
 Jeff Peeples, Vanderbilt . . . . . P  
 Mike Willis, Vanderbilt . . . . . P  
 Joe O'Brien, Tennessee . . . . . P

## Western Division

Zack Rogers, Alabama . . . . . 1B  
 Robin Cary, Alabama . . . . . 2B  
 Bobby Spaulding, Ole Miss . . . . . 3B  
 Steve Dillard, Ole Miss . . . . . SS  
 Mike Miley, LSU . . . . . UT  
 Paul Husband, Ole Miss . . . . . OF  
 Rex Bynum, Alabama . . . . . OF  
 Norris Weese, Ole Miss . . . . . OF  
 Rick Spica, Miss. State . . . . . OF  
 Glenn Woodruff, Alabama . . . . . C  
 Dennis Starr, Ole Miss . . . . . C  
 Mike Proffitt, Miss. State . . . . . P  
 Randy Wiles, LSU . . . . . P  
 Jim Pittman, Ole Miss . . . . . P

## 1971

### All-SEC

Bobby Tucker, Tennessee . . . . . 1B  
 Steve Estep, Vanderbilt . . . . . 2B  
 Phil Still, Miss. State . . . . . 3B  
 Bobby Croswell, Miss. State . . . . . SS  
 Jerry Reasonover, Vanderbilt . . . . . UT  
 Joey Martin, Auburn . . . . . OF  
 Derek Bryant, Kentucky . . . . . OF  
 Ted Milton, Miss. State . . . . . OF  
 Craig Burns, LSU . . . . . OF  
 Andy Merchant, Auburn . . . . . C  
 Dennis Starr, Ole Miss . . . . . C  
 Mike Proffitt, Miss. State . . . . . P  
 Jeff Peeples, Vanderbilt . . . . . P  
 Jerry Thompson, Miss. State . . . . . P

## 1973

### All-SEC

Billy Griffith, Georgia . . . . . 1B  
 David Bowden, Florida . . . . . 2B  
 Dale Holland, Miss. State . . . . . 2B  
 Butch Hobson, Alabama . . . . . 3B  
 Ted Shipley, Vanderbilt . . . . . SS  
 Gerald Keigley, LSU . . . . . UT  
 Bobby Tucker, Tennessee . . . . . OF  
 Paul Husband, Ole Miss . . . . . OF  
 Rick Duncan, Vanderbilt . . . . . OF  
 Derek Bryant, Kentucky . . . . . OF  
 Greg Collins, Vanderbilt . . . . . C  
 John Fuller, Florida . . . . . C  
 Jeff Peeples, Vanderbilt . . . . . P  
 Pat Moock, LSU . . . . . P  
 Mie Newman, Florida . . . . . P

## Eastern Division

Bobby Tucker, Tennessee . . . . . 1B  
 Steve Estep, Vanderbilt . . . . . 2B  
 Jerry Reasonover, Vanderbilt . . . . . 3B  
 Pete Rancont, Auburn . . . . . SS  
 Arch Johnson, Georgia . . . . . UT  
 Derek Bryant, Kentucky . . . . . OF  
 Joey Martin, Auburn . . . . . OF  
 Roger McKinney, Tennessee . . . . . OF  
 Dave Blair, Kentucky . . . . . OF  
 Andy Merchant, Auburn . . . . . C  
 Will Harmon, Florida . . . . . C  
 Jeff Peeples, Vanderbilt . . . . . P  
 Mike Willis, Vanderbilt . . . . . P  
 Earl Nance, Auburn . . . . . P

## Western Division

Zack Rogers, Alabama . . . . . 1B  
 Dave Mewbourne, Alabama . . . . . 2B  
 Phil Still, Miss. State . . . . . 3B  
 Bobby Croswell, Miss. State . . . . . SS  
 Steve Dillard, Ole Miss . . . . . UT  
 Craig Burns, LSU . . . . . OF  
 Ted Milton, Miss. State . . . . . OF  
 Tommy Magee, Ole Miss . . . . . OF  
 Paul Husband, Ole Miss . . . . . OF  
 Dennis Starr, Ole Miss . . . . . C  
 Bruce Irvin, Miss. State . . . . . C  
 Mike Proffitt, Miss. State . . . . . P  
 Jerry Thompson, Miss. State . . . . . P  
 Louis Farmer, LSU . . . . . P

## Eastern Division

Billy Griffith, Georgia . . . . . 1B  
 David Bowden, Florida . . . . . 2B  
 Vick Sharek, Auburn . . . . . 3B  
 Ted Shipley, Vanderbilt . . . . . SS  
 Condredge Holloway, Tenn. . . . . UT  
 Bobby Tucker, Tennessee . . . . . OF  
 Rick Duncan, Vanderbilt . . . . . OF  
 Derek Bryant, Kentucky . . . . . OF  
 Mark Hatchett, Auburn . . . . . OF  
 Greg Collins, Vanderbilt . . . . . C  
 John Fuller, Florida . . . . . C  
 Jeff Peeples, Vanderbilt . . . . . P  
 Mike Newman, Florida . . . . . P  
 Joe O'Brien, Tennessee . . . . . P

## Western Division

Rick Counts, Miss. State . . . . . 1B  
 Dale Holland, Miss. State . . . . . 2B  
 Butch Hobson, Alabama . . . . . 3B  
 Joe Hawley, Alabama . . . . . SS  
 Gerald Keigley, LSU . . . . . UT  
 Paul Husband, Ole Miss . . . . . OF  
 Robin Cary, Alabama . . . . . OF  
 Mike Sonderegger, LSU . . . . . OF  
 Randy Collins, Alabama . . . . . OF  
 Norris Weese, Ole Miss . . . . . OF  
 Dennis Starr, Ole Miss . . . . . C  
 Rich Potter, Alabama . . . . . C  
 Pat Moock, LSU . . . . . P  
 Barry Gaddis, Ole Miss . . . . . P

## 1972

### All-SEC

Bill Winchester, Vanderbilt . . . . . 1B  
 Steve Estep, Vanderbilt . . . . . 2B  
 Jim Lett, Kentucky . . . . . 3B  
 Steve Dillard, Ole Miss . . . . . SS  
 Mike Miley, LSU . . . . . UT  
 Paul Husband, Ole Miss . . . . . OF  
 Rex Bynum, Alabama . . . . . OF  
 Bobby Tucker, Tennessee . . . . . OF  
 Joe Haefner, Auburn . . . . . OF  
 Andy Merchant, Auburn . . . . . C  
 Glenn Woodruff, Alabama . . . . . C  
 Jim Pittman, Ole Miss . . . . . P  
 Randy Wiles, LSU . . . . . P  
 Jeff Peeples, Vanderbilt . . . . . P

## 1974

### All-SEC

Marvis Foley, Kentucky . . . . . 1B  
 T.Y. Gunter, Ole Miss . . . . . 2B  
 Vick Sharek, Auburn . . . . . 3B  
 Ted Shipley, Vanderbilt . . . . . SS  
 Wayne Pinkerton, Miss. State . . . . . UT  
 Robin Cary, Alabama . . . . . OF  
 Rick Duncan, Vanderbilt . . . . . OF  
 Sammy Rick, Florida . . . . . OF  
 Gerald Belcher, Kentucky . . . . . OF  
 Ricky Davidson, Miss. State . . . . . C  
 John Fuller, Florida . . . . . C  
 Doug Corbett, Florida . . . . . P  
 Rick Rhodes, Vanderbilt . . . . . P  
 Davis May, Auburn . . . . . P



# HONORS

ALABAMA • ARKANSAS • AUBURN • FLORIDA • GEORGIA • KENTUCKY • LSU • OLE MISS

## Eastern Division

Marvis Foley, Kentucky . . . . . 1B  
 Sonny Denniston, Kentucky . . . . . 2B  
 Vic Sharek, Auburn . . . . . 3B  
 Ted Shipley, Vanderbilt . . . . . SS  
 Condredge Holloway, Tennessee . UT  
 Rick Duncan, Vanderbilt . . . . . OF  
 Sammy Rick, Florida . . . . . OF  
 Gerald Belcher, Kentucky . . . . . OF  
 Rodney Woods, Tennessee . . . . . OF  
 John Fuller, Florida . . . . . C  
 Steve Tinsley, Vanderbilt . . . . . C  
 Doug Corbett, Florida . . . . . P  
 Rick Rhodes, Vanderbilt . . . . . P  
 David May, Auburn . . . . . P

## Western Division

David Zauchin, Alabama . . . . . 1B  
 T.Y. Gunter, Ole Miss . . . . . 2B  
 James White, Alabama . . . . . 3B  
 Wayne Pinkerton, Miss. State . . . SS  
 Mike Miley, LSU . . . . . UT  
 Robin Cary, Alabama . . . . . OF  
 Pat Ball, Ole Miss . . . . . OF  
 Randy Aldridge, LSU . . . . . OF  
 Norman Lacey, Alabama . . . . . OF  
 Rick Davidson, Miss. State . . . . . C  
 Rich Potter, Alabama . . . . . C  
 Lamar Pritchard, Miss. State . . . . P  
 Tom Charpentier, LSU . . . . . P  
 Jimmy Archibald, Alabama . . . . . P

## Eastern Division

Rick Honeycutt, Tennessee . . . . . 1B  
 Robbie Howard, Tennessee . . . . . 2B  
 Bill Hardin, Vanderbilt . . . . . 3B  
 Robert Holt, Florida . . . . . SS  
 Bubba Wilson, Georgia . . . . . UT  
 Darrell Saunders, Kentucky . . . . . OF  
 Brad Bradshaw, Tennessee . . . . . OF  
 Billy Fouch, Kentucky . . . . . OF  
 Steve Chandler, Vanderbilt . . . . . OF  
 LeRoy Robbins, Kentucky . . . . . DH  
 John Koenen, Kentucky . . . . . C  
 Mark Batchko, Tennessee . . . . . C  
 Mike Smithson, Tennessee . . . . . P  
 Tim Graven, Kentucky . . . . . P  
 Bob Meadows, Auburn . . . . . P

## Western Division

Dave Duffner, Auburn . . . . . 1B  
 Mickey Miller, Auburn . . . . . 2B  
 Richie Howard, Auburn . . . . . 3B  
 Tony Toups, LSU . . . . . SS  
 Bill Montgomery, Miss. State . . . . UT  
 Larry Keenum, Alabama . . . . . DH  
 Ronnie Hamilton, Alabama . . . . . OF  
 Curt Cope, Auburn . . . . . OF  
 Fred Dunlap, Miss. State . . . . . OF  
 Ronnie Russell, Ole Miss . . . . . OF  
 Tommy Morton, Auburn . . . . . C  
 Danny Starr, Ole Miss . . . . . C  
 Paul Stefan, LSU . . . . . P  
 Joe Beckwith, Auburn . . . . . P  
 Robert Hudson, Auburn . . . . . P

## 1975

### All-SEC

Steve Frank, LSU . . . . . 1B  
 Gene Menees, Vanderbilt . . . . . 2B  
 Wally McMakin, LSU . . . . . 3B  
 Condredge Holloway, Tennessee . SS  
 David Bowden, Florida . . . . . UT  
 Rick Duncan, Vanderbilt . . . . . OF  
 Pat Ball, Ole Miss . . . . . OF  
 Larry Littleton, Georgia . . . . . OF  
 Bubba Wilson, Georgia . . . . . OF  
 Marvis Foley, Kentucky . . . . . C  
 Danny Starr, Ole Miss . . . . . C  
 Ed McCaw, Kentucky . . . . . P  
 Pat Mook, LSU . . . . . P  
 Mike Park, Ole Miss . . . . . P  
 Rick Honeycutt, Tennessee . . . . . DH

## 1977

### All-SEC

Jim Kallaher, Miss. State . . . . . 1B  
 Mark Barnhouse, Ole Miss . . . . . 2B  
 David Lanning, Georgia . . . . . 3B  
 Roger Holt, Florida . . . . . SS  
 Bubba Kizer, Georgia . . . . . UT  
 Nat Showalter, Miss. State . . . . . OF  
 Mike Kelley, Miss. State . . . . . OF  
 Jerry Robertson, Vanderbilt . . . . . OF  
 Jimmy Sherrill, Kentucky . . . . . OF  
 Jeff Tillman, Alabama . . . . . DH  
 Mike Wright, Vanderbilt . . . . . C  
 Russ Aldrich, Miss. State . . . . . C  
 Joe Beckwith, Auburn . . . . . P  
 Jack Lazorko, Miss. State . . . . . P

## Eastern Division

LeRoy Robbins, Kentucky . . . . . 1B  
 Gene Menees, Vanderbilt . . . . . 2B  
 David Bowden, Florida . . . . . 3B  
 Condredge Holloway, Tennessee . SS  
 Roger Holt, Florida . . . . . UT  
 Rick Duncan, Vanderbilt . . . . . OF  
 Tommy West, Tennessee . . . . . OF  
 Larry Littleton, Georgia . . . . . OF  
 Bubba Wilson, Georgia . . . . . OF  
 Marvis Foley, Kentucky . . . . . C  
 Hal Bibee, Tennessee . . . . . C  
 Ed McCaw, Kentucky . . . . . P  
 Bill Ivie, Georgia . . . . . P  
 Micky Register, Georgia . . . . . P  
 Rick Honeycutt, Tennessee . . . . . DH

## Western Division

Steve Frank, LSU . . . . . 1B  
 Gary Oakley, Ole Miss . . . . . 2B  
 Wally McMakin, LSU . . . . . 3B  
 T.Y. Gunter, Ole Miss . . . . . SS  
 Larry Keenum, Alabama . . . . . UT  
 Pat Ball, Ole Miss . . . . . OF  
 Vaughn Meiners, LSU . . . . . OF  
 Larry Mims, Alabama . . . . . OF  
 Larry Buckley, Miss. State . . . . . OF  
 Danny Starr, Ole Miss . . . . . C  
 Tommy Saizan, LSU . . . . . C  
 Pat Mook, LSU . . . . . P  
 Mike Park, Ole Miss . . . . . P  
 Jim Lindsay, Alabama . . . . . P  
 Steve Hill, Miss. State . . . . . DH

## Eastern Division

Dean Empie, Florida . . . . . 1B  
 John Cortese, Florida . . . . . 2B  
 David Lanning, Georgia . . . . . 3B  
 Roger Holt, Florida . . . . . SS  
 Bubba Kizer, Georgia . . . . . UT  
 Jerry Robertson, Vanderbilt . . . . . OF  
 Brad Bradshaw, Tennessee . . . . . OF  
 Joe Ward, Florida . . . . . OF  
 Jimmy Sherrill, Kentucky . . . . . OF  
 LeRoy Robbins, Kentucky . . . . . DH  
 Mike Wright, Vanderbilt . . . . . C  
 Jim Shulock, Florida . . . . . C  
 Chuck Fore, Georgia . . . . . P  
 Ross Baumgarten, Florida . . . . . P

## Western Division

Jim Kallaher, Miss. State . . . . . 1B  
 Mark Barnhouse, Ole Miss . . . . . 2B  
 Walter Hubbard, Ole Miss . . . . . 3B  
 Mike Pomeranz, Ole Miss . . . . . SS  
 Chris Arago, Alabama . . . . . UT  
 Nat Showalter, Miss. State . . . . . OF  
 Mike Kelley, Miss. State . . . . . OF  
 Johnny Wright, Alabama . . . . . OF  
 Pat Ball, Ole Miss . . . . . OF  
 Jeff Tillman, Alabama . . . . . DH  
 Russ Aldrich, Miss. State . . . . . C  
 John Trageser, Auburn . . . . . C  
 Joe Beckwith, Auburn . . . . . P  
 Rick Zibilich, Ole Miss . . . . . P  
 Bobby Sprowl, Alabama . . . . . P

## 1976

### All-SEC

Rick Honeycutt, Tennessee . . . . . 1B  
 Robbie Howard, Tennessee . . . . . 2B  
 Richie Howard, Auburn . . . . . 3B  
 Tony Toups, LSU . . . . . SS  
 Larry Keenum, Alabama . . . . . IT  
 Darrell Saunders, Kentucky . . . . . OF  
 Curt Cope, Auburn . . . . . OF  
 Billy Fouch, Kentucky . . . . . OF  
 Steve Chandler, Vanderbilt . . . . . OF  
 LeRoy Robbins, Kentucky . . . . . DH  
 John Koenen, Kentucky . . . . . C  
 Tommy Morton, Auburn . . . . . C  
 Paul Stefan, LSU . . . . . P  
 Joe Beckwith, Auburn . . . . . P  
 Robert Hdsn, Auburn . . . . . P

## 1978

### All-SEC

Dom Fucci, Auburn . . . . . 1B  
 J.B. Brown, Auburn . . . . . 2B  
 David Lanning, Georgia . . . . . 3B  
 Bubba Kizer, Georgia . . . . . SS  
 Robbie Howard, Tennessee . . . . . UT  
 Jim Watkins, Florida . . . . . OF  
 Scotti Madison, Vanderbilt . . . . . OF  
 Del Bender, Miss. State . . . . . OF  
 Joe Stewart, Georgia . . . . . OF  
 Mike Pomeranz, Ole Miss . . . . . DH  
 Russ Aldrich, Miss. State . . . . . C  
 Jerry Williams, Vanderbilt . . . . . C  
 Ron Crum, Florida . . . . . P  
 Pete Teixeira, Florida . . . . . P  
 Jack Lazorko, Miss. State . . . . . P

# HONORS



MISSISSIPPI STATE • MISSOURI • SOUTH CAROLINA • TENNESSEE • TEXAS A&M • VANDERBILT

## Eastern Division

Tommy Cook, Tennessee . . . . . 1B  
 Robbie Howard, Tennessee . . . . . 2B  
 David Lanning, Georgia . . . . . 3B  
 Bubba Kizer, Georgia . . . . . SS  
 Don Clatterbuck, Georgia . . . . . UT  
 Jim Watkins, Florida . . . . . OF  
 Ronnie Hartsfield, Tennessee . . . . . OF  
 Scotti Madison, Vanderbilt . . . . . OF  
 Joe Stewart, Georgia . . . . . OF  
 Mike Moore, Kentucky . . . . . DH  
 Marc Sullivan, Florida . . . . . C  
 Jerry Williams, Vanderbilt . . . . . C  
 Ron Crum, Florida . . . . . P  
 Pete Teixeira, Florida . . . . . P  
 Billy Aldridge, Tennessee . . . . . P

## Western Division

Dom Fucci, Auburn . . . . . 1B  
 J.B. Brown, Auburn . . . . . 2B  
 Mike Pomeranz, Ole Miss . . . . . 3B  
 Pat Keedy, Auburn . . . . . SS  
 John McDonald, Miss. State . . . . . UT  
 Del Bender, Miss. State . . . . . OF  
 Mike Templeton, Ole Miss . . . . . OF  
 Ronnie Russell, Ole Miss . . . . . OF  
 Johnny Wright, Alabama . . . . . OF  
 Tim Weisheim, Miss. State . . . . . DH  
 Russ Aldrich, Miss. State . . . . . C  
 Gary Pickering, Ole Miss . . . . . C  
 Jack Lazorko, Miss. State . . . . . P  
 Terry Asher, Alabama . . . . . P  
 Don Robinson, Miss. State . . . . . P

## Eastern Division

Chuck Barclift, Tennessee . . . . . 1B  
 Danny Pototsky, Kentucky . . . . . 2B  
 Bill Hench, Vanderbilt . . . . . 3B  
 Rodney Bellamy, Georgia . . . . . SS  
 Tony Stevens, Florida . . . . . UT  
 Jeff Pyburn, Georgia . . . . . OF  
 David Banes, Florida . . . . . OF  
 Chuck Kinzell, Tennessee . . . . . OF  
 David Falcone, Florida . . . . . DH  
 Scotti Madison, Vanderbilt . . . . . C  
 Greg Ryle, Kentucky . . . . . C  
 Larry Mikesell, Florida . . . . . P  
 Jeff Keener, Kentucky . . . . . P  
 Jimmy Johnson, Tennessee . . . . . P

## Western Division

Randy Olson, LSU . . . . . 1B  
 Sal Valenti, Alabama . . . . . 2B  
 David Clements, Ole Miss . . . . . 3B  
 Larry Simcox, Ole Miss . . . . . SS  
 Dave Klipstein, Miss. State . . . . . UT  
 Mark Gillaspie, Miss. State . . . . . OF  
 Bobby Pierce, Alabama . . . . . OF  
 Steve Renfroe, Auburn . . . . . OF  
 Dave Atkins, Alabama . . . . . DH  
 John McDonald, Miss. State . . . . . C  
 Bert Boykin, Ole Miss . . . . . C  
 Don Schneider, LSU . . . . . P  
 Jeff Calhoun, Ole Miss . . . . . P  
 Mike Alvarez, LSU . . . . . P

## 1979

### All-SEC

Chuck Sandberg, Florida . . . . . 1B  
 Chuck Long, Kentucky . . . . . 2B  
 Robert Mariano, LSU . . . . . 3B  
 Rodney Bellamy, Georgia . . . . . SS  
 David Lanning, Georgia . . . . . UT  
 Buck Belue, Georgia . . . . . OF  
 Jim Watkins, Florida . . . . . OF  
 Mike Kelley, Miss. State . . . . . OF  
 Bob Kocol, Miss. State . . . . . OF  
 Tony Stevens, Florida . . . . . DH  
 John McDonald, Miss. State . . . . . C  
 Scotti Madison, Vanderbilt . . . . . C  
 Joe Georger, Kentucky . . . . . P  
 Jack Nuismer, Vanderbilt . . . . . P  
 Ken Kurtz, Miss. State . . . . . P

## 1981

### All-SEC

Bruce Castoria, Miss. State . . . . . 1B  
 Jim Yonker, Florida . . . . . 2B  
 Dave Magadan, Alabama . . . . . 3B  
 Larry Simcox, Ole Miss . . . . . SS  
 Steve Lombardozi, Florida . . . . . UT  
 Glenn Carpenter, Florida . . . . . OF  
 Mark Gillaspie, Miss. State . . . . . OF  
 Mike Wirth, Georgia . . . . . OF  
 Craig McGraw, Florida . . . . . OF  
 Bill Sandry, Kentucky . . . . . DH  
 Bob White, Georgia . . . . . C  
 Randy Hunt, Alabama . . . . . C  
 Jeff Keener, Kentucky . . . . . P  
 Steve Susce, Miss. State . . . . . P  
 Peyton Mosher, Georgia . . . . . P

## Eastern Division

Chuck Sandberg, Florida . . . . . 1B  
 Chuck Long, Kentucky . . . . . 2B  
 David Lanning, Georgia . . . . . 3B  
 Rodney Bellamy, Georgia . . . . . SS  
 Steve Roberts, Kentucky . . . . . UT  
 Buck Belue, Georgia . . . . . OF  
 Jim Watkins, Florida . . . . . OF  
 David Banes, Florida . . . . . OF  
 Rob Teegarden, Florida . . . . . OF  
 Tony Stevens, Florida . . . . . DH  
 Scotti Madison, Vanderbilt . . . . . C  
 Mark Sullivan, Florida . . . . . C  
 Jack Nuismer, Vanderbilt . . . . . P  
 Joe Georger, Kentucky . . . . . P  
 Chuck Dale, Florida . . . . . P

## Western Division

Dom Fucci, Auburn . . . . . 1B  
 Pete Almaguer, LSU . . . . . 2B  
 Robert Mariano, LSU . . . . . 3B  
 Steve Houlberg, Alabama . . . . . SS  
 David Clements, Ole Miss . . . . . UT  
 Mike Kelley, Miss. State . . . . . OF  
 Bob Kocol, Miss. State . . . . . OF  
 Robert Sorrell, Auburn . . . . . OF  
 Ronnie Russell, Ole Miss . . . . . OF  
 Rick Dixon, Miss. State . . . . . DH  
 Duane Dewey, LSU . . . . . C  
 John McDonald, Miss. State . . . . . C  
 Ken Kurtz, Miss. State . . . . . P  
 Mike Alvarez, LSU . . . . . P  
 Don Mundie, Miss. State . . . . . P

## Eastern Division

Bill Sandry, Kentucky . . . . . 1B  
 Jim Yonker, Florida . . . . . 2B  
 Jeff Shartzter, Kentucky . . . . . 3B  
 Steve Lombardozi, Florida . . . . . SS  
 Ronnie Hartsfield, Tennessee . . . . . UT  
 Mike Wirth, Georgia . . . . . OF  
 Glenn Carpenter, Florida . . . . . OF  
 Craig McGraw, Florida . . . . . OF  
 Mike Botkin, Kentucky . . . . . OF  
 Rusty Ensor, Tennessee . . . . . DH  
 Bob White, Georgia . . . . . C  
 Ron Cardier, Florida . . . . . C  
 Jeff Keener, Kentucky . . . . . P  
 Larry Mikesell, Florida . . . . . P  
 Peyton Mosher, Georgia . . . . . P

## Western Division

Bruce Castoria, Miss. State . . . . . 1B  
 Chip Moses, LSU . . . . . 2B  
 Dave Magadan, Alabama . . . . . 3B  
 Larry Simcox, Ole Miss . . . . . SS  
 Dave Clements, Ole Miss . . . . . UT  
 Mark Gillaspie, Miss. State . . . . . OF  
 Johnny Tuft, Auburn . . . . . OF  
 Bobby Pierce, Alabama . . . . . OF  
 Dave Klipstein, Miss. State . . . . . OF  
 Gary Jack, Alabama . . . . . DH  
 Randy Hunt, Alabama . . . . . C  
 Terry Loe, Miss. State . . . . . C  
 Steve Susce, Miss. State . . . . . P  
 Vince Barrentine, Alabama . . . . . P  
 Don Mundie, Miss. State . . . . . P

## 1980

### All-SEC

Chuck Barclift, Tennessee . . . . . 1B  
 Sal Valenti, Alabama . . . . . 2B  
 Bill Hench, Vanderbilt . . . . . 3B  
 Rodney Bellamy, Georgia . . . . . SS  
 Danny Pototsky, Kentucky . . . . . UT  
 Jeff Pyburn, Georgia . . . . . OF  
 Chuck Kinzell, Tennessee . . . . . OF  
 David Banes, Florida . . . . . OF  
 Mark Gillaspie, Miss. State . . . . . OF  
 Dave Atkins, Alabama . . . . . DH  
 Larry Mikesell, Florida . . . . . P  
 Don Schneider, LSU . . . . . P  
 Jeff Calhoun, Ole Miss . . . . . P  
 Scotti Madison, Vanderbilt . . . . . C  
 Bert Boykin, Ole Miss . . . . . C

## 1982

### All-SEC

Mike Wirth, Georgia . . . . . 1B  
 Chris Glass, Alabama . . . . . 2B  
 David Magadan, Alabama . . . . . 3B  
 Doug Gilcrease, Auburn . . . . . SS  
 David Jackson, Georgia . . . . . UT  
 Dave Klipstein, Miss. State . . . . . OF  
 Buck Belue, Georgia . . . . . OF  
 Mike Botkin, Kentucky . . . . . OF  
 Rick Fuentes, Georgia . . . . . OF  
 Bruce Castoria, Miss. State . . . . . DH  
 Mike Stanley, Florida . . . . . C  
 Erez Borowsky, Vanderbilt . . . . . C  
 Bryan Farmer, Ole Miss . . . . . P  
 Teddy Carson, Tennessee . . . . . P  
 Rich Bombard, Florida . . . . . P



# HONORS

ALABAMA • ARKANSAS • AUBURN • FLORIDA • GEORGIA • KENTUCKY • LSU • OLE MISS

## Eastern Division

Mike Wirth, Georgia . . . . . 1B  
 Tim Turner, Vanderbilt . . . . . 2B  
 David Jackson, Georgia . . . . . 3B  
 Bruce Crabbe, Florida . . . . . SS  
 Cam Stubbs, Vanderbilt . . . . . UT  
 Mike Botkin, Kentucky . . . . . OF  
 Charles DeFrance, Vanderbilt . . . . . OF  
 Rick Fuentes, Georgia . . . . . OF  
 Buck Belue, Georgia . . . . . OF  
 Jeff Treadway, Georgia . . . . . DH  
 Erez Borowsky, Vanderbilt . . . . . C  
 Mike Stanley, Florida . . . . . C  
 Teddy Carson, Tennessee . . . . . P  
 Rich Bombard, Florida . . . . . P  
 Brian Farley, Vanderbilt . . . . . P

## Western Division

Bruce Castoria, Miss. State . . . . . 1B  
 Chris Glass, Alabama . . . . . 2B  
 David Magadan, Alabama . . . . . 3B  
 Doug Gilcrease, Auburn . . . . . SS  
 David Clements, Ole Miss . . . . . UT  
 Dave Klipstein, Miss. State . . . . . OF  
 Ken Houser, Ole Miss . . . . . OF  
 Jamey Merritt, Alabama . . . . . OF  
 David Mogentale, Auburn . . . . . OF  
 Rob Skates, Alabama . . . . . DH  
 Dan Karp, LSU . . . . . C  
 Jay Porter, Miss. State . . . . . C  
 Bryan Farmer, Ole Miss . . . . . P  
 Hans Herzog, Miss. State . . . . . P  
 Billy Donathan, LSU . . . . . P

## Eastern Division

Randy Clark, Kentucky . . . . . 1B  
 Bruce Crabbe, Florida . . . . . 2B  
 Bobby Gaylor, Tennessee . . . . . 3B  
 Joey Cora, Vanderbilt . . . . . SS  
 Mike Stanley, Florida . . . . . UT  
 Scott Ruskin, Florida . . . . . OF  
 Jeff Rutter, Georgia . . . . . OF  
 Mike Agnich, Kentucky . . . . . OF  
 Tom Stamps, Tennessee . . . . . OF  
 Marty Brown, Georgia . . . . . DH  
 Tim Owen, Florida . . . . . C  
 Dan Sehlhorst, Kentucky . . . . . C  
 Russ Kibler, Florida . . . . . P  
 Dennis Chastain, Georgia . . . . . P  
 Steve Searcy, Tennessee . . . . . P

## Western Division

Will Clark, Miss. State . . . . . 1B  
 Gator Thiesen, Miss. State . . . . . 2B  
 Ted McClendon, Alabama . . . . . 3B  
 Craig Shipley, Alabama . . . . . SS  
 Kyle Gordon, Ole Miss . . . . . UT  
 Rafael Palmeiro, Miss. State . . . . . OF  
 Chris Padget, Ole Miss . . . . . OF  
 Kyle Bryan, Alabama . . . . . OF  
 Tom Sossamon, LSU . . . . . OF  
 John Dixon, LSU . . . . . DH  
 Frank Velleggia, Alabama . . . . . C  
 Mark Cooper, LSU . . . . . C  
 Jeff Brantley, Miss. State . . . . . P  
 Troy Brauchie, Alabama . . . . . P  
 Laddie Renfroe, Ole Miss . . . . . P

## 1983

### All-SEC

David Magadan, Alabama . . . . . 1B  
 Jeff Treadway, Georgia . . . . . 2B  
 Tracy Hamilton, Tennessee . . . . . 3B  
 Jeff LeRiger, Georgia . . . . . SS  
 Brandt Ely, Kentucky . . . . . UT  
 Pat Pomeranz, Ole Miss . . . . . OF  
 Ken Houser, Ole Miss . . . . . OF  
 Brad Winkler, Miss. State . . . . . OF  
 Rob Skates, Alabama . . . . . OF  
 Rafael Palmeiro, Miss. State . . . . . DH  
 Mark Cooper, LSU . . . . . C  
 Darren Puskarich, Vanderbilt . . . . . C  
 Cal Santarelli, LSU . . . . . P  
 Shawn Fawbush, Florida . . . . . P  
 Han Herzog, Miss. State . . . . . P  
 Richard Rice, Florida . . . . . P  
 Richard Rodriguez, Tennessee . . . . . P

## 1985

### All-SEC

Will Clark, Miss. State . . . . . 1B  
 Darryl Oliver, Ole Miss . . . . . 2B  
 Marty Lanoux, LSU . . . . . 3B  
 Joey Cora, Vanderbilt . . . . . SS  
 Paul Foster, Auburn . . . . . OF  
 Ron Wenrich, Georgia . . . . . OF  
 Scott Lusader, Florida . . . . . OF  
 Doug Duke, Alabama . . . . . C  
 Kyle Gordon, Ole Miss . . . . . DH  
 Jeff Brantley, Miss. State . . . . . P  
 Gene Morgan, Miss. State . . . . . P  
 Scott Ruskin, Florida . . . . . P

## Eastern Division

Brad Dantzler, Florida . . . . . 1B  
 Jeff Treadway, Georgia . . . . . 2B  
 Tracy Hamilton, Tennessee . . . . . 3B  
 Jeff LeRiger, Georgia . . . . . SS  
 Brandt Ely, Kentucky . . . . . UT  
 Albie Scoggins, Florida . . . . . OF  
 Rick Fuentes, Georgia . . . . . OF  
 Doug Fair, Vanderbilt . . . . . OF  
 Curt Cornwell, Tennessee . . . . . OF  
 MIKE STANLEY, FLORIDA . . . . . DH  
 Darren Puskarich, Vanderbilt . . . . . C  
 Ron Bunnell, Georgia . . . . . C  
 Richard Rice, Florida . . . . . P  
 Shawn Fawbush, Florida . . . . . P  
 Richard Rodriguez, Tennessee . . . . . P  
 Jay Ray, Kentucky . . . . . P

## Western Division

David Magadan, Alabama . . . . . 1B  
 Pete White, Miss. State . . . . . 2B  
 Bret Elbin, Alabama . . . . . 3B  
 Bob Barker, Miss. State . . . . . SS  
 Kirk Hanson, Ole Miss . . . . . UT  
 Pat Pomeranz, Ole Miss . . . . . OF  
 Ken Houser, Ole Miss . . . . . OF  
 Brad Winkler, Miss. State . . . . . OF  
 Rob Skates, Alabama . . . . . OF  
 Rafael Palmeiro, Miss. State . . . . . DH  
 Mark Cooper, LSU . . . . . C  
 Frank Velleggia, Alabama . . . . . C  
 Cal Santarelli, LSU . . . . . P  
 Hans Herzog, Miss. State . . . . . P  
 Laddie Renfroe, Ole Miss . . . . . P  
 Rick Browne, Alabama . . . . . P

## Eastern Division

Randy Clark, Kentucky . . . . . 1B  
 Greg Newsom, Tennessee . . . . . 2B  
 Paul Somogye, Georgia . . . . . 3B  
 Joey Cora, Vanderbilt . . . . . SS  
 Benton Patton, Vanderbilt . . . . . OF  
 Ron Wenrich, Georgia . . . . . OF  
 Scott Lusader, Florida . . . . . OF  
 Mike Stanley, Florida . . . . . C  
 Marty Brown, Georgia . . . . . DH  
 Jeff Fischer, Florida . . . . . P  
 Mark Ambrose, Vanderbilt . . . . . P  
 Scott Ruskin, Florida . . . . . P

## Western Division

Will Clark, Miss. State . . . . . 1B  
 Darryl Oliver, Ole Miss . . . . . 2B  
 Marty Lanoux, LSU . . . . . 3B  
 Jeff Reboulet, LSU . . . . . SS  
 Dan Van Cleve, Miss. State . . . . . OF  
 Allan Stallings, Alabama . . . . . OF  
 Paul Foster, Auburn . . . . . OF  
 Doug Duke, Alabama . . . . . C  
 Kyle Gordon, Ole Miss . . . . . DH  
 Jeff Brantley, Miss. State . . . . . P  
 Gene Morgan, Miss. State . . . . . P  
 Robbie Smith, LSU . . . . . P

## 1984

### All-SEC

Will Clark, Miss. State . . . . . 1B  
 Gator Thiesen, Miss. State . . . . . 2B  
 Ted McClendon, Alabama . . . . . 3B  
 Joey Cora, Vanderbilt . . . . . SS  
 Mike Stanley, Florida . . . . . UT  
 Rafael Palmeiro, Miss. State . . . . . OF  
 Scott Ruskin, Florida . . . . . OF  
 Jeff Rutter, Georgia . . . . . OF  
 Chris Padget, Ole Miss . . . . . OF  
 Randy Clark, Kentucky . . . . . DH  
 Frank Velleggia, Alabama . . . . . C  
 Mark Cooper, LSU . . . . . C  
 Jeff Brantley, Miss. State . . . . . P  
 Russ Kibler, Florida . . . . . P  
 Dennis Chastain, Georgia . . . . . P

## 1986

### First Team

Jim Bowie, LSU . . . . . 1B  
 Terry Shumpert, Kentucky . . . . . 2B  
 Jimmy Harrell, Georgia . . . . . SS  
 Bubba Simon, Ole Miss . . . . . 3B  
 Mike Twardoski, Alabama . . . . . OF  
 Dan Paradoa, Miss. State . . . . . OF  
 Paul Foster, Auburn . . . . . OF  
 Doug Duke, Alabama . . . . . C  
 Rodney Brewer, Florida . . . . . DH  
 Pete Roberts, Alabama . . . . . P  
 Mark Guthrie, LSU . . . . . P  
 Cris Carpenter, Georgia . . . . . P

### Second Team

Kyle Gordon, Ole Miss . . . . . 1B  
 Burke Broussard, LSU . . . . . 2B  
 Jeff Reboulet, LSU . . . . . SS  
 Eddie Looper, Alabama . . . . . 3B  
 Robert Cole, Ole Miss . . . . . OF  
 Joey Belle, LSU . . . . . OF  
 Clint Arnold, Kentucky . . . . . OF  
 Rob Leary, LSU . . . . . C  
 Pat Bailey, Alabama . . . . . DH  
 Derek Lilliquist, Georgia . . . . . P  
 Rich Delucia, Tennessee . . . . . P  
 Barry Manuel, LSU . . . . . P

\*In 1986 the SEC eliminated the division format. The coaches then began selecting a first and second team.

# HONORS



MISSISSIPPI STATE • MISSOURI • SOUTH CAROLINA • TENNESSEE • TEXAS A&M • VANDERBILT

## 1987

### First Team

Frank Thomas, Auburn . . . . . 1b  
 Terry Shumpert, Kentucky . . . . . 2b  
 Julio Mendez, Florida . . . . . ss  
 Bubba Simon, Ole Miss . . . . . 3b  
 Joe Gex, Ole Miss . . . . . c  
 Joey Belle, LSU . . . . . of  
 Joey Fernandez, Florida . . . . . of  
 Rock Wilson, Auburn . . . . . of  
 Greg Smith, Vanderbilt . . . . . dh  
 Derek Lilliquist, Georgia . . . . . p  
 Gregg Olson, Auburn . . . . . p  
 Gregg Patterson, LSU . . . . . p

### Second Team

Mitch Knox, Kentucky . . . . . 1b  
 Donn Perno, Georgia . . . . . 2b  
 Dave Cunningham, LSU . . . . . ss  
 Kevin Henry, Auburn . . . . . 3b  
 Roger Miller, Georgia . . . . . c  
 Deron White, Alabama . . . . . of  
 Scott Bohlke, Georgia . . . . . of  
 Steve Carter, Georgia . . . . . of  
 Rodney Brewer, Florida . . . . . dh  
 Cris Carpenter, Georgia . . . . . p  
 David Oropeza, Alabama . . . . . p  
 Matt Coleman, Kentucky . . . . . p

## 1988

### First Team

Frank Thomas, Auburn . . . . . 1b  
 Robert Fletcher, Alabama . . . . . 2b  
 Billy White, Kentucky . . . . . ss  
 Pete Young, Miss. State . . . . . 3b  
 Robbie Buchanan, Kentucky . . . . . c  
 Jody Hurst, Miss. State . . . . . of  
 Clark Preble, Auburn . . . . . of  
 Craig Cala, LSU . . . . . of  
 Mario Linares, Florida . . . . . dh  
 Gregg Olson, Auburn . . . . . p  
 Ben McDonald, LSU . . . . . p  
 Jeff Gidcumb, Florida . . . . . p

### Second Team

Tommy Raffo, Miss. State . . . . . 1b  
 Vince Castaldo, Kentucky . . . . . 2b  
 Julio Mendez, Florida . . . . . ss  
 Kevin Henry, Auburn . . . . . 3b  
 Roger Miller, Georgia . . . . . c  
 Jim Schiffman, Vanderbilt . . . . . of  
 Jason Bridges, Alabama . . . . . of  
 Mike Moberg, Florida . . . . . of  
 Rich Grayum, Miss. State . . . . . dh  
 John Wiggs, Florida . . . . . p  
 David Voit, Kentucky . . . . . p  
 Bobby Reed, Miss. State . . . . . p

## 1989

### First Team

Frank Thomas, Auburn . . . . . 1b  
 Tommy Raffo, Miss. State . . . . . 1b  
 Burke Masters, Miss. State . . . . . 2b  
 J.R. Showalter, Georgia . . . . . ss  
 Herbert Perry, Florida . . . . . 3b  
 Roger Miller, Georgia . . . . . c  
 Cary Williams, Alabama . . . . . of  
 Jody Hurst, Miss. State . . . . . of  
 Mark Blythe, Kentucky . . . . . of  
 Wes Grisham, LSU . . . . . dh  
 Ben McDonald, LSU . . . . . p  
 Tommy Youngblood, Auburn . . . . . p  
 Dave Fleming, Georgia . . . . . p

### Second Team

Brent Reese, Alabama . . . . . 1b  
 Lee Hodge, Ole Miss . . . . . 2b  
 Keith Kessinger, Ole Miss . . . . . ss  
 Pete Young, Miss. State . . . . . 3b  
 Barry Winford, Miss. State . . . . . c  
 Mike Basse, Tennessee . . . . . of  
 Brian Reimsnyder, Florida . . . . . of  
 Craig Cala, LSU . . . . . of  
 Bob Schabes, Vanderbilt . . . . . dh  
 Jamie McAndrew, Florida . . . . . p  
 Jeff Gidcumb, Florida . . . . . p  
 Curtis Leskanic, LSU . . . . . p

## 1990

### First Team

Tommy Raffo, Miss. State . . . . . 1b  
 Tookie Johnson, LSU . . . . . 2b  
 J.R. Showalter, Georgia . . . . . ss  
 Keith Osik, LSU . . . . . 3b  
 Tim Edge, Auburn . . . . . c  
 Wes Grisham, LSU . . . . . of  
 John Cohen, Miss. State . . . . . of  
 Jim Schiffman, Vanderbilt . . . . . of  
 Brian Jester, Georgia . . . . . dh  
 Dave Fleming, Georgia . . . . . p  
 Chad Ogea, LSU . . . . . p  
 JoJo Smith, Vanderbilt . . . . . p

### Second Team

Mike Harris, Kentucky . . . . . 1b  
 Darin Rieman, Kentucky . . . . . 2b  
 Danny Ramirez, Tennessee . . . . . ss  
 Jeff Cooper, Georgia . . . . . 3b  
 Mike DiFelice, Tennessee . . . . . c  
 Joe Vitiello, Alabama . . . . . of  
 Tommy Youngblood, Auburn . . . . . of  
 Eric Martinez, Florida . . . . . of  
 Rich Cordani, LSU . . . . . dh  
 Rod Bolton, Kentucky . . . . . p  
 Paul Byrd, LSU . . . . . p  
 Grant Sullivan, Ole Miss . . . . . p  
 Bobby Reed, Miss. State . . . . . p

## 1991

### First Team

Mike Harris, Kentucky . . . . . 1b  
 Tookie Johnson, LSU . . . . . 2b  
 Kevin Polcovich, Florida . . . . . ss  
 Rick Norton, Kentucky . . . . . 3b  
 Mario Linares, Florida . . . . . c  
 Mike Basse, Tennessee . . . . . of  
 Kevin Kessinger, Ole Miss . . . . . of  
 Joe Vitiello, Alabama . . . . . of  
 Doug Hecker, Tennessee . . . . . dh  
 John Powell, Auburn . . . . . p  
 John Burke, Florida . . . . . p  
 Marc Valdes, Florida . . . . . p

### Second Team

Greg Thomas, Vanderbilt . . . . . 1b  
 Charlie Anderson, Miss. State . . . . . 2b  
 Juan DeBrand, Alabama . . . . . ss  
 Herbert Perry, Florida . . . . . 3b  
 Gary Hymel, LSU . . . . . c  
 Lyle Mouton, LSU . . . . . of  
 Mick Kerns, Alabama . . . . . of  
 Rich Cordani, LSU . . . . . of  
 Manny Cervantes, Kentucky . . . . . dh  
 Grant Sullivan, Ole Miss . . . . . p  
 Jay Powell, Miss. State . . . . . p  
 Paul Fletcher, Tennessee . . . . . p

## 1992

### First Team

Doug Hecker, Tennessee . . . . . 1b  
 Todd Walker, LSU . . . . . 2b  
 Chris Snopek, Ole Miss . . . . . 3b  
 Blaise Kozeniewski, Georgia . . . . . ss  
 Dave Willman, S. Carolina . . . . . c  
 Jerry Shepherd, S. Carolina . . . . . of  
 Jose Vazquez, Tennessee . . . . . of  
 Ray Suplee, Georgia . . . . . of  
 D.T. Cromer, S. Carolina . . . . . dh  
 Lloyd Peever, LSU . . . . . p  
 Marc Valdes, Florida . . . . . p  
 Jon Harden, Miss. State . . . . . p  
 B.J. Wallace, Miss. State . . . . . p

### Second Team

Brent Killen, Florida . . . . . 1b  
 Andy Blanco, Tennessee . . . . . 2b  
 Allen Williams, Arkansas . . . . . 3b  
 Paul Petrulius, Miss. State . . . . . ss  
 Jeff Martin, Vanderbilt . . . . . c  
 Jeff Abbott, Kentucky . . . . . of  
 Dave Majeski, Florida . . . . . of  
 Rex Puckner, Miss. State . . . . . of  
 Brad Hindersman, Kentucky . . . . . dh  
 Kenny Carlyle, Ole Miss . . . . . p  
 John Pricher, Florida . . . . . p  
 John Powell, Auburn . . . . . p

## 1993

### First Team

Todd Helton, Tennessee . . . . . 1b  
 Todd Walker, LSU . . . . . 2b  
 Boomer Whipple, Vanderbilt . . . . . 3b  
 Joe Biernat, S. Carolina . . . . . ss  
 Mitch Duke, Auburn . . . . . c  
 Vee Hightower, Vanderbilt . . . . . of  
 Mac White, S. Carolina . . . . . of  
 Bubba Trammell, Tennessee . . . . . of  
 Brad Hindersman, Kentucky . . . . . dh  
 John Powell, Auburn . . . . . p  
 Brett Laxton, LSU . . . . . p  
 Rich Pratt, S. Carolina . . . . . p

### Second Team

Greg Thomas, Vanderbilt . . . . . 1b  
 Eddie Brooks, Kentucky . . . . . 2b  
 Kary Bridges, Ole Miss . . . . . 3b  
 Paul Petrulius, Miss. State . . . . . ss  
 Billy Thompson, Kentucky . . . . . c  
 Rex Buckner, Miss. State . . . . . of  
 Harry Berrios, LSU . . . . . of  
 Ricky Joe Redd, Miss. State . . . . . of  
 Cliff Shanks, Auburn . . . . . dh  
 Marc Valdes, Florida . . . . . p  
 Carlton Loewer, Miss. State . . . . . p  
 Al Drumheller, Alabama . . . . . p  
 Jason Haynie, S. Carolina . . . . . p

## 1994

### First Team

Jay Waggoner, Auburn . . . . . 1b  
 Todd Walker, LSU . . . . . 2b  
 Boomer Whipple, Vanderbilt . . . . . 3b  
 Russ Johnson, LSU . . . . . ss  
 James Northeimer, Tennessee . . . . . c  
 Mac White, S. Carolina . . . . . of  
 Jeff Abbott, Kentucky . . . . . of  
 Bubba Trammell, Tennessee . . . . . of  
 James Eidam, Florida . . . . . dh  
 Gary Rath, Miss. State . . . . . p  
 R. A. Dickey, Tennessee . . . . . p  
 Rob Bonanno, Florida . . . . . p  
 Bronson Heflin, Tennessee . . . . . p

### Second Team

Todd Helton, Tennessee . . . . . 1b  
 Steve Soper, Tennessee . . . . . 2b  
 Allen Williams, Arkansas . . . . . 3b  
 Brandon Moore, Auburn . . . . . ss  
 Rob DeBoer, S. Carolina . . . . . c  
 Nick Morrow, Vanderbilt . . . . . of  
 Mike Killimett, Auburn . . . . . of  
 David Dellucci, Ole Miss . . . . . of  
 Mark Gugino, S. Carolina . . . . . of  
 Kevin Chabot, Auburn . . . . . dh  
 John Powell, Auburn . . . . . p  
 Jamey Price, Ole Miss . . . . . p  
 Scott Schultz, LSU . . . . . p



# HONORS

ALABAMA • ARKANSAS • AUBURN • FLORIDA • GEORGIA • KENTUCKY • LSU • OLE MISS

## 1995

### First Team

Todd Helton, Tennessee . . . . . 1b  
 David Eckstein, Florida . . . . . 2b  
 Chris Wiggs, Florida . . . . . 3b  
 Mark Bellhorn, Auburn . . . . . ss  
 Todd Young, Kentucky . . . . . c  
 David Dellucci, Ole Miss . . . . . of  
 Ty Bilderback, Arkansas . . . . . of  
 Josh Paul, Vanderbilt . . . . . of  
 Kit Pellow, Arkansas . . . . . dh  
 Jamey Price, Ole Miss . . . . . p  
 Scott Schultz, LSU . . . . . p  
 Chris Morrison, Auburn . . . . . p

### Second Team

Jay Waggoner, Auburn . . . . . 1b  
 Warren Morris, LSU . . . . . 2b  
 Boomer Whipple, Vanderbilt . . . . . 3b  
 John Tamargo, Florida . . . . . ss  
 Brandon Marsters, Florida . . . . . c  
 Chad Green, Kentucky . . . . . of  
 Kevin Chabot, Auburn . . . . . of  
 Mark Mapes, South Carolina . . . . . of  
 David Hayman, Miss. State . . . . . of  
 Todd Crane, Georgia . . . . . of  
 Travis Copley, Tennessee . . . . . dh  
 R.A. Dickey, Tennessee . . . . . p  
 Ryan Halla, Auburn . . . . . p  
 Brian Powell, Georgia . . . . . p

## 1996

### First Team

Eddy Furniss, LSU . . . . . 1b  
 Kenderick Moore, Arkansas . . . . . 2b  
 Nathan Dunn, LSU . . . . . 3b  
 Augie Ojeda, Tennessee . . . . . ss  
 Dax Norris, Alabama . . . . . c  
 Chad Green, Kentucky . . . . . of  
 Scott Schroeffel, Tennessee . . . . . of  
 Chris Stowers, Georgia . . . . . of  
 Chuck Hazzard, Florida . . . . . dh  
 R.A. Dickey, Tennessee . . . . . p  
 Eddie Yarnall, LSU . . . . . p  
 Eric DuBose, Miss. State . . . . . p

### Second Team

Josh Etheredge, Auburn . . . . . 1b  
 David Eckstein, Florida . . . . . 2b  
 Matt Erickson, Arkansas . . . . . 3b  
 Jason Williams, LSU . . . . . ss  
 Blake Anderson, Miss. State . . . . . c  
 Brad Wilkerson, Florida . . . . . of  
 Chad Cooley, LSU . . . . . of  
 Justin Bowles, LSU . . . . . of  
 Rob Hauswald, Miss. State . . . . . dh  
 Matt Carnes, Arkansas . . . . . p  
 Jason Haynie, South Carolina . . . . . p  
 Tim Young, Alabama . . . . . p

## 1997

### First Team

Brad Wilkerson, Florida . . . . . 1b  
 Joe Caruso, Alabama . . . . . 2b  
 Matt Erickson, Arkansas . . . . . 3b  
 Brandon Larson, LSU . . . . . ss  
 Casey Dunn, Auburn . . . . . c  
 Roberto Vaz, Alabama . . . . . of  
 Ryan Lundquist, Arkansas . . . . . of  
 Tim Hudson, Auburn . . . . . of  
 Jeremy Jackson, Arkansas . . . . . of  
 Ryan Bordenick, South Carolina . . . . . dh  
 Tim Hudson, Auburn . . . . . p  
 Scott Downs, Kentucky . . . . . p  
 Brett Jodie, South Carolina . . . . . p

### Second Team

Eddy Furniss, LSU . . . . . 1b  
 Blair Barbier, LSU . . . . . 2b  
 Adam Piatt, Miss. State . . . . . 3b  
 Kurt Keene, Tennessee . . . . . ss  
 Matt Frick, Alabama . . . . . c  
 Adam Sullivan, Auburn . . . . . of  
 Brooks Bryan, Miss. State . . . . . of  
 Derek Nicholson, Florida . . . . . of  
 Clinton Johnston, Vanderbilt . . . . . of  
 G.W. Keller, Alabama . . . . . dh  
 Van Johnson, Miss. State . . . . . p  
 Matt Carnes, Arkansas . . . . . p  
 Eric DuBose, Miss. State . . . . . p

## 1998

### First Team

Eddy Furniss, LSU . . . . . 1b  
 Jeff Pickler, Tennessee . . . . . 2b  
 Andy Phillips, Alabama . . . . . 3b  
 Adam Everett, South Carolina . . . . . ss  
 Matt Frick, Alabama . . . . . c  
 Mike Curry, South Carolina . . . . . of  
 Clinton Johnston, Vanderbilt . . . . . of  
 Sonny Cortez, Tennessee . . . . . of  
 Brad Wilkerson, Florida . . . . . of  
 Todd Faulkner, Auburn . . . . . dh  
 David Walling, Arkansas . . . . . p  
 Kip Bouknight, South Carolina . . . . . p  
 Josh Fogg, Florida . . . . . p

### Second Team

Richard Lee, Miss. State . . . . . 1b  
 Brad Henderson, Ole Miss . . . . . 2b  
 Trey McClure, LSU . . . . . 3b  
 Scott Pratt, Auburn . . . . . ss  
 Brad Cresse, LSU . . . . . c  
 Brian Wiese, Miss. State . . . . . of  
 Ryan Lundquist, Arkansas . . . . . of  
 Josh Etheredge, Auburn . . . . . of  
 G.W. Keller, Alabama . . . . . of  
 Travis Copley, Tennessee . . . . . dh  
 Jeremy Jackson, Miss. State . . . . . p  
 Doug Thompson, LSU . . . . . p  
 Jarrod Kingrey, Alabama . . . . . p

## 1999

### First Team

Cliff Wren, Miss. State . . . . . 1b  
 Brad Henderson, Ole Miss . . . . . 2b  
 Hunter Bledsoe, Vanderbilt . . . . . 3b  
 Andy Phillips, Alabama . . . . . ss  
 Casey Dunn, Auburn . . . . . c  
 G.W. Keller, Alabama . . . . . of  
 Brian Rainwater, Georgia . . . . . of  
 Brian Wiese, Miss. State . . . . . of  
 Tim Angoilini, South Carolina . . . . . dh  
 Brent Schoening, Auburn . . . . . p  
 Charlie Isaacson, Arkansas . . . . . p  
 Ben Grezlovski, Florida . . . . . p

### Second Team

Jeff Leaumont, LSU . . . . . 1b  
 Josh Hudson, Georgia . . . . . 2b  
 Rodney Nye, Arkansas . . . . . 3b  
 Brian Roberts, South Carolina . . . . . ss  
 John Wilson, Kentucky . . . . . c  
 Michael Rosamond, Ole Miss . . . . . of  
 Trey McClure, LSU . . . . . of  
 Mailon Kent, Auburn . . . . . of  
 Ty Martin, Miss. State . . . . . dh  
 David Walling, Arkansas . . . . . p  
 Manny Torres, Alabama . . . . . p  
 Jamie Bennett, Tennessee . . . . . p  
 Lance Cormier, Alabama . . . . . p

## 2000

### First Team

Todd Faulkner, Auburn . . . . . 1b  
 Chris Burke, Tennessee . . . . . 2b  
 Travis Chapman, Miss. State . . . . . 3b  
 Jeff Keppinger, Georgia . . . . . ss  
 Brad Cresse, LSU . . . . . c  
 Gabe Gross, Auburn . . . . . of  
 Tim Olson, Florida . . . . . of  
 Karl Nonemaker, Vanderbilt . . . . . of  
 Jason Dill, Florida . . . . . dh  
 Kip Bouknight, South Carolina . . . . . p  
 Chris Bootcheck, Auburn . . . . . p  
 Scott Barber, South Carolina . . . . . p

### Second Team

Kurt Keene, Florida . . . . . 1b  
 Sam Bozanich, Alabama . . . . . 2b  
 Brent Boyd, Alabama . . . . . 3b  
 Drew Meyer, South Carolina . . . . . ss  
 John Wilson, Kentucky . . . . . c  
 Shane Kelly, Miss. State . . . . . of  
 Nate Janowicz, South Carolina . . . . . of  
 Mailon Kent, Auburn . . . . . of  
 Jeff Christensen, Tennessee . . . . . dh  
 Jamie Bennett, Tennessee . . . . . p  
 Peter Bauer, South Carolina . . . . . p  
 Colter Bean, Auburn . . . . . p

## 2001

### First Team

Aaron Clark, Alabama . . . . . 1b  
 Mike Fontenot, LSU . . . . . 2b  
 Wally Pontiff, LSU . . . . . 3b  
 Chris Burke, Tennessee . . . . . ss  
 Jeremy Brown, Alabama . . . . . c  
 Gabe Gross, Auburn . . . . . of  
 Garris Gonce, South Carolina . . . . . of  
 Burney Hutchinson, Ole Miss . . . . . of  
 Doc Brooks, Georgia . . . . . dh  
 Lane Mestepey, LSU . . . . . p  
 Tanner Brock, Mississippi State . . . . . p  
 Lee Gronkiewicz, South Carolina . . . . . p

### Second Team

Brian Moore, LSU . . . . . 1b  
 Brent Boyd, Alabama . . . . . 2b  
 Andy Neufeld, Georgia . . . . . 3b  
 Jeff Keppinger, Georgia . . . . . ss  
 Ryan Theriot, LSU . . . . . ss  
 Carl Lafferty, Ole Miss . . . . . c  
 Todd Linden, LSU . . . . . of  
 Mailon Kent, Auburn . . . . . of  
 Marcus McBeth, South Carolina . . . . . of  
 Scott McClanahan, Alabama . . . . . of  
 Josh Christian, Ole Miss . . . . . dh  
 Lance Cormier, Alabama . . . . . p  
 Pete Montrenes, Ole Miss . . . . . p  
 Jeff Carswell, Georgia . . . . . p

## 2002

### First Team

Yaron Peters, South Carolina . . . . . 1b  
 Brent Boyd, Alabama . . . . . 2b  
 Pat Osborn, Florida . . . . . 3b  
 Drew Meyer, South Carolina . . . . . ss  
 Jeremy Brown, Alabama . . . . . c  
 Chaz Lytle, Georgia . . . . . of  
 Scott McClanahan, Alabama . . . . . of  
 Seth Smith, Ole Miss . . . . . of  
 Trey Dyson, South Carolina . . . . . dh  
 Alex Hart, Florida . . . . . p  
 Lane Mestepey, LSU . . . . . p  
 Blake Taylor, South Carolina . . . . . p

### Second Team

Ryan Shealy, Florida . . . . . 1b  
 Aaron Davidson, Florida . . . . . 2b  
 Wally Pontiff, LSU . . . . . 3b  
 Mark Kiger, Florida . . . . . ss  
 Trent Pratt, Auburn . . . . . c  
 Burney Hutchinson, Ole Miss . . . . . of  
 Aaron Sobieraj, Florida . . . . . of  
 Peter Stonard, Alabama . . . . . of  
 Bobby Huddleston, Auburn . . . . . dh  
 Lance Cormier, Alabama . . . . . p  
 Paul Maholm, Mississippi State . . . . . p  
 Jeff Carswell, Georgia . . . . . p  
 Jake Thompkins, LSU . . . . . p

# HONORS



MISSISSIPPI STATE • MISSOURI • SOUTH CAROLINA • TENNESSEE • TEXAS A&M • VANDERBILT

## 2003

### First Team

Clay Harris, LSU . . . . . 1b  
Tug Hulett, Auburn . . . . . 2b  
Brian Buscher, South Carolina . . . 3b  
Aaron Hill, LSU . . . . . ss  
Landon Powell, South Carolina . . . c  
Beau Heard, Alabama . . . . . of  
Ryan Fox, Arkansas . . . . . of  
Jordan Czarniecki, Tennessee . . . of  
Ryan Patterson, LSU . . . . . dh  
Paul Maholm, Miss. State . . . . . p  
David Marchbanks, S. Carolina . . . p  
Steven Register, Auburn . . . . . p

### Second Team

Karl Amonite, Auburn . . . . . 1b  
Blake Gill, LSU . . . . . 2b  
Steve Gendron, Miss. State . . . . 3b  
Matthew Maniscalco, Miss. State . . ss  
Brian Rose, Florida . . . . . c  
Javon Moran, Auburn . . . . . of  
Jon Zeringue, LSU . . . . . of  
Ben Harrison, Florida . . . . . of  
Bobby Huddleston, Auburn . . . . dh  
Jeremy Sowers, Vanderbilt . . . . . p  
Nate Bumstead, LSU . . . . . p  
Stephen Head, Ole Miss . . . . . p

## 2004

### First Team

C.J. Smith, Florida . . . . . 1B  
Warner Jones, Vanderbilt . . . . . 2B  
Josh Smith, Georgia . . . . . 3B  
Ryan Klosterman, Vanderbilt . . . . SS  
Landon Powell, South . . . . . C  
J.C. Holt, LSU . . . . . OF  
Jon Zeringue . . . . . OF  
Brad Corley, Miss. State . . . . . OF  
Stephen Head, Ole Miss . . . . . P  
Justin Hoyman, Florida . . . . . DH  
Mark Holliman, Ole Miss . . . . . P  
Chad Blackwell, S. Carolina . . . . RP  
Will Startup, Georgia . . . . . RP

### Second Team

Josh Morris, Georgia . . . . . 1B  
Marshall Szabo, Georgia . . . . . 2B  
Clay Harris, LSU . . . . . 3B  
Scott Hode, Arkansas . . . . . SS  
Justin Holmes, Georgia . . . . . SS  
Craig Tatum, Miss. State . . . . . C  
Ryan Patterson, LSU . . . . . OF  
Brenden Winn, S. Carolina . . . . OF  
Seth Smith, Ole Miss . . . . . OF  
Ben Harrison, Florida . . . . . OF  
Alex Suarez, Tennessee . . . . . DH  
Jeremy Sowers, Vanderbilt . . . . . P  
Wade LeBlanc, Alabama . . . . . P  
Steven Register, Auburn . . . . . RP

## 2005

### First Team

Matt LaPorta, Florida . . . . . 1B  
Adam Davis, Florida . . . . . 2B  
Chase Headley, Tennessee . . . . 3B  
Steven Tollesen, South Carolina . . SS  
Josh Bell, Auburn . . . . . C  
Ryan Patterson, LSU . . . . . OF  
Brian Pettway, Ole Miss . . . . . OF  
Eli Iorg, Tennessee . . . . . OF  
Gabe Scott, Alabama . . . . . OF  
Stephen Head, Ole Miss . . . . . DH  
Luke Hochevar, Tennessee . . . . . P  
Greg Smith, LSU . . . . . P  
John Madden, Auburn . . . . . RP

### Second Team

Steve Pearce, South Carolina . . . 1B  
John Shelby, Kentucky . . . . . 2B  
Chris Coghlan, Ole Miss . . . . . 3B  
Justin Tordi, Florida . . . . . SS  
Brian Jeroloman, Florida . . . . . C  
Jeff Corsaletti, Florida . . . . . OF  
Clete Thomas, Auburn . . . . . OF  
Nick Stavino, LSU . . . . . OF  
Blake Gill, LSU . . . . . DH  
Clay Dirks, LSU . . . . . P  
Jensen Lewis, Vanderbilt . . . . . P  
Connor Falkenbach, Florida . . . . RP

## 2006

### First Team

Ryan Strieby, Kentucky . . . . . 1B  
Jeffrey Rea, Mississippi State . . . 2B  
Pedro Alvarez, Vanderbilt . . . . . 3B  
Zack Cozart, Ole Miss . . . . . SS  
Thomas Berkery, Miss.State . . . . SS  
J.P. Arcencibia, Tennessee . . . . . C  
Emeel Salem, Alabama . . . . . OF  
Quinn Stewart, LSU . . . . . OF  
Michael Campbell, S.Carolina . . . OF  
Mike Bianucci, Auburn . . . . . DH  
Nick Schmidt, Arkansas . . . . . P  
Wade LeBlanc, Alabama . . . . . P  
Joshua Fields, Georgia . . . . . RP

### Second Team

Josh Morris, Georgia . . . . . 1B  
John Shelby, Kentucky . . . . . 2B  
Chris Coghlan, Ole Miss . . . . . 3B  
Michael Hollander, LSU . . . . . SS  
Reese Havens, South Carolina . . . SS  
Kody Valverde, Alabama . . . . . C  
Sean Coughlin, Kentucky . . . . . C  
Jake Dugger, Arkansas . . . . . OF  
Joey Side, Georgia . . . . . OF  
Julio Borbon, Tennessee . . . . . OF  
Robbie Grinestaff, S.Carolina . . . P  
David Price, Vanderbilt . . . . . DH  
Bryan Augenstein, Florida . . . . . P  
Wynn Pelzer, South Carolina . . . . RP

## 2007

### First Team

Matt LaPorta, Florida . . . . . 1B  
Travis Jones, South Carolina . . . . 2B  
Pedro Alvarez, Vanderbilt . . . . . 3B  
Zack Cozart, Ole Miss . . . . . SS  
Edward Easley, Mississippi State . . C  
Emeel Salem, Alabama . . . . . OF  
Dominic de la Osa, Vanderbilt . . . OF  
Brian Leclerc, Florida . . . . . OF  
Phil Disher, South Carolina . . . . DH  
David Price, Vanderbilt . . . . . P  
Nick Schmidt, Arkansas . . . . . P  
Jess Todd, Arkansas . . . . . P  
Casey Weathers, Vanderbilt . . . . . RP

### Second Team

Justin Smoak, South Carolina . . . . 1B  
Jeffrey Rea, Mississippi State . . . 2B  
James Darnell, South Carolina . . . 3B  
Ryan Flaherty, Vanderbilt . . . . . SS  
J.P. Arcencibia, Tennessee . . . . . C  
Jordan Henry, Ole Miss . . . . . OF  
Mike Bianucci, Auburn . . . . . OF  
Julio Borbon, Tennessee . . . . . OF  
Alex Avila, Alabama . . . . . DH  
Lance Lynn, Ole Miss . . . . . P  
James Adkins, Tennessee . . . . . P  
Jared Bradford, LSU . . . . . RP  
Cody Satterwhite, Ole Miss . . . . . RP

## 2008

### First Team

Justin Smoak, South Carolina . . . . 1B  
Josh Adams, Florida . . . . . 2B  
Ryan Wilkes, Kentucky . . . . . 2B  
Pedro Alvarez, Vanderbilt . . . . . 3B  
Logan Forsythe, Arkansas . . . . . 3B  
Gordon Beckham, Georgia . . . . . SS  
Bryce Massanari, Georgia . . . . . C  
Collin Cowgill, Kentucky . . . . . OF  
Sawyer Carroll, Kentucky . . . . . OF  
Matt den Dekker, Florida . . . . . OF  
Brandon May, Alabama . . . . . OF  
David Macias, Vanderbilt . . . . . OF  
Alex Avila, Alabama . . . . . DH  
Patrick Keating, Florida . . . . . P  
Chris Rusin, Kentucky . . . . . P  
Joshua Fields, Georgia . . . . . RP

### Second Team

Hunter Morris, Auburn . . . . . 1B  
Alex Feinberg, Vanderbilt . . . . . 2B  
James Darnell, South Carolina . . . 3B  
Ryan Flaherty, Vanderbilt . . . . . SS  
Reese Havens, S. Carolina . . . . . SS  
Yan Gomes, Tennessee . . . . . C  
Avery Barnes, Florida . . . . . OF  
Dominic de la Osa, Vanderbilt . . . OF  
Kentrail Davis, Tennessee . . . . OF  
Phil Disher, South Carolina . . . . DH  
Lance Lynn, Ole Miss . . . . . P  
Trevor Holder, Georgia . . . . . P  
Stephen Dodson, Georgia . . . . . P  
Scott Bittle, Ole Miss . . . . . RP

## 2009

### First Team

Rich Poythress, Georgia . . . . . 1B  
Ross Wilson, Alabama; . . . . . 2B  
Josh Adams, Florida . . . . . 2B  
Jake Smith, Alabama . . . . . 3B  
Josh Rutledge, Alabama; . . . . . SS  
Brian Harris, Vanderbilt . . . . . SS  
Blake Forsythe, Tennessee . . . . . C  
Kent Matthes, Alabama . . . . . OF  
Avery Barnes, Florida . . . . . OF  
Jordan Henry, Ole Miss . . . . . OF  
Blake Dean, LSU . . . . . DH  
Louis Coleman, LSU . . . . . P  
Austin Hyatt, Alabama . . . . . P  
Matty Ott, LSU . . . . . RP

### Second Team

Nick Ebert, South Carolina . . . . . 1B  
Chris Bisson, Kentucky . . . . . 2B  
Joseph Sanders, Auburn . . . . . 3B  
Chris Wade, Kentucky . . . . . SS  
Bobby Haney, South Carolina . . . . SS  
Justin Dalles, South Carolina . . . . C  
Steven Liddle, Vanderbilt . . . . . OF  
DeAngelo Mack, South Carolina . . OF  
Ryan Schimpf, LSU . . . . . OF  
Bryce Massanari, Georgia . . . . . DH  
Scott Bittle, Ole Miss . . . . . P  
Anthony Ranaudo, LSU . . . . . P  
Drew Pomeranz, Ole Miss . . . . . P  
Billy Bullock, Florida . . . . . RP

## 2010

### First Team

Hunter Morris, Auburn . . . . . 1B  
Anthony Gomez, Vanderbilt . . . . 2B  
Zack Cox, Arkansas . . . . . 3B  
Josh Rutledge, Alabama . . . . . SS  
Micah Gibbs, LSU . . . . . C  
Taylor Dugas, Alabama . . . . . OF  
Trent Mummy, Auburn . . . . . OF  
Brian Fletcher, Auburn . . . . . OF  
Kevin Patterson, Auburn . . . . . DH  
Blake Cooper, S. Carolina . . . . . P  
Drew Pomeranz, Ole Miss . . . . . P  
Kevin Chapman, Florida . . . . . RP

### Second Team

Preston Tucker, Florida . . . . . 1B  
Chris Bisson, Kentucky . . . . . 2B  
Austin Maddox, Florida . . . . . 3B  
Austin Nola, LSU . . . . . SS  
Nolan Fontana, Florida . . . . . SS  
Ryan Jenkins, Auburn . . . . . C  
Matt den Dekker, Florida . . . . . OF  
Brett Eibner, Arkansas . . . . . OF  
Jackie Bradley Jr., S. Carolina . . . OF  
Matt Gaudet, LSU . . . . . DH  
Drew Smyly, Arkansas . . . . . P  
Grant Dayton, Auburn . . . . . P  
Sonny Gray, Vanderbilt . . . . . P  
Matt Price, South Carolina . . . . . RP  
Brett Huber, Ole Miss . . . . . RP



# HONORS

ALABAMA • ARKANSAS • AUBURN • FLORIDA • GEORGIA • KENTUCKY • LSU • OLE MISS

## 2011

### First Team

Aaron Westlake, Vanderbilt . . . . . 1B  
 Scott Wingo, South Carolina . . . . . 2B  
 Thomas McCarthy, Kentucky . . . . . 3B  
 Casey McElroy, Auburn . . . . . SS  
 Mike Zunino, Florida . . . . . C  
 Mikie Mahtook, LSU . . . . . OF  
 Preston Tucker, Florida . . . . . OF  
 Tony Kemp, Vanderbilt . . . . . OF  
 Brian Johnson, Florida . . . . . DH  
 Grayson Garvin, Vanderbilt . . . . . P  
 Michael Roth, South Carolina . . . . . P  
 Matt Price, South Carolina . . . . . RP

### Second Team

Christian Walker, South Carolina . . 1B  
 Josh Adams, Florida . . . . . 2B  
 Alex Yarbrough, Ole Miss . . . . . 2B  
 Jason Esposito, Vanderbilt . . . . . 3B  
 Nolan Fontana, Florida . . . . . SS  
 Tony Caldwell, Auburn . . . . . C  
 DJ Baxendale, Arkansas . . . . . OF  
 Mason Katz, LSU . . . . . OF  
 Chad Wright, Kentucky . . . . . OF  
 Conrad Gregor, Vanderbilt . . . . . DH  
 Luke Maile, Kentucky . . . . . C  
 Hudson Randall, Florida . . . . . P  
 Sonny Gray, Vanderbilt . . . . . P  
 Alex Meyer, Kentucky . . . . . P  
 Caleb Reed, Mississippi State . . . . RP

## 2012

### First Team

Christian Walker, South Carolina . . 1B  
 Alex Yarbrough, Ole Miss . . . . . 2B  
 Matt Reynolds, Arkansas . . . . . 3B  
 Anthony Gomez, Vanderbilt . . . . . SS  
 Mike Zunino, Florida . . . . . C  
 Raph Rhymes, LSU . . . . . OF  
 Preston Tucker, Florida . . . . . OF  
 Taylor Dugas, Alabama . . . . . OF  
 Brian Johnson, Florida . . . . . DH/UTL  
 Chris Stratton, Mississippi State . . . P  
 Kevin Gausman, LSU . . . . . P  
 Steven Rodriguez, Florida . . . . . RP

### Second Team

Matt Snyder, Ole Miss . . . . . 1B  
 Bo Bigham, Arkansas . . . . . 2B  
 Curt Powell, Georgia . . . . . 3B  
 Nolan Fontana, Florida . . . . . SS  
 Luke Maile, Kentucky . . . . . C  
 Austin Cousino, Kentucky . . . . . OF  
 Ryan Tella, Auburn . . . . . OF  
 Mason Katz, LSU . . . . . OF  
 Drew Steckenrider, Tennessee . . . DH  
 Alex Wood, Georgia . . . . . P  
 Corey Littrell, Kentucky . . . . . P  
 Bobby Wahl, Ole Miss . . . . . P  
 Matt Price, South Carolina . . . . . RP

## ALL FRESHMAN TEAM

### 2005

1B - Justin Henry, Ole Miss  
 2B - Ryan Wilkes, Kentucky  
 2B - Cale Iorg, Alabama  
 3B - Brandon McArthur, Florida  
 3B - Chris Jackson, LSU  
 SS - Zack Cozart, Ole Miss  
 C - J.P. Arencibia, Tennessee  
 OF - Julio Borbon, Tennessee  
 OF - Antone DeJesus, Kentucky  
 OF - Clint Arnold, Arkansas  
 DH - Jordan Mayer, LSU  
 DH - Joshua Fields, Georgia  
 P - James Adkins, Tennessee  
 P - Nick Schmidt, Arkansas  
 RP - David Robertson, Alabama

### 2006

1B - Justin Smoak, South Carolina  
 2B - J.T. Wise, LSU  
 3B - Pedro Alvarez, Vanderbilt  
 SS - Tony Delmonico, Tennessee  
 OF - Luke Greinke, Auburn  
 OF - Jared Bogany, LSU  
 OF - Andrew Crisp, South Carolina  
 DH - Mike Bianucci, Auburn

P - Tommy Hunter, Alabama  
 P - Mike Cisco, South Carolina  
 RP - Cody Satterwhite, Ole Miss

### 2007

1B - Yan Gomes, Tennessee  
 2B - Robert Brooks, Auburn  
 2B - Zach Miller, Ole Miss  
 3B - Connor Powers, Mississippi State  
 SS - Cole Figueroa, Florida  
 C - Sean Ochinko, LSU  
 OF - Jordan Henry, Ole Miss  
 OF - Blake Dean, LSU  
 OF - Matt den Dekker, Florida  
 OF - Jonathan Pigott, Florida  
 DH - Jeff Lockwood, Tennessee  
 P - Mike Minor, Vanderbilt  
 P - Nathan Baker, Ole Miss  
 RP - Dallas Keuchel, Arkansas

### 2008

1B - Hunter Morris, Auburn  
 2B - Josh Adams, Florida  
 3B - David Cunningham, Auburn  
 SS - Josh Rutledge, Alabama  
 C - Micah Gibbs, LSU  
 OF - Kentrail Davis, Tennessee

OF - Whit Merrifield, South Carolina  
 OF - Brian Fletcher, Auburn  
 DH - P.J. Polk, Tennessee  
 P - Drew Pomeranz, Ole Miss  
 P - Grant Dayton, Auburn  
 RP - Russell Brewer, Vanderbilt

### 2009

1B - Preston Tucker, Florida  
 2B - Riley Reynolds, Vanderbilt  
 3B - Colby May, Georgia  
 SS - Zach Osborne, Tennessee  
 OF - Taylor Dugas, Alabama  
 OF - Mikie Mahtook, LSU  
 OF - Jackie Bradley, Jr., South Carolina  
 DH - Aaron Westlake, Vanderbilt  
 P - Nick Routt, Mississippi State  
 P - Nolan Belcher, South Carolina  
 RP - Matty Ott, LSU

### 2010

1B - Christian Walker, South Carolina  
 2B - Anthony Gomez, Vanderbilt  
 3B - Austin Maddox, Florida  
 SS - Nolan Fontana, Florida  
 C - Mike Zunino, Florida  
 OF - Andrew Miller, Alabama

## 2013

### First Team

Mason Katz, LSU . . . . . 1B  
 Tony Kemp, Vanderbilt . . . . . 2B  
 Christian Ibarra, LSU . . . . . 3B  
 Alex Bregman, LSU . . . . . SS  
 Stuart Turner, Ole Miss . . . . . C  
 Hunter Renfroe, Mississippi State . . OF  
 Mike Yastrzemski, Vanderbilt . . . . OF  
 Raph Rhymes, LSU . . . . . OF  
 Keaton Steele, Missouri . . . . . DH/UTL  
 A.J. Reed, Kentucky  
 Ryne Stanek, Arkansas . . . . . P  
 Aaron Nola, LSU . . . . . P  
 Jonathan Holder, Mississippi State . . RP

### Second Team

Garrett Cooper, Auburn . . . . . 1B  
 Brett Pirtle, Mississippi State . . . . 2B  
 JaCoby Jones, LSU  
 Curt Powell, Georgia . . . . . 3B  
 Andrew Mistone, Ole Miss  
 Mikey Reynolds, Texas A&M . . . . . SS  
 Mikey White, Alabama  
 Grayson Greiner, South Carolina . . . C  
 Connor Harrell, Vanderbilt . . . . . OF  
 Brian Anderson, Arkansas . . . . . OF  
 Krey Bratsen, Texas A&M . . . . . OF  
 Daniel Mengden, Texas A&M . . DH/UTL  
 Tyler Beede, Vanderbilt . . . . . P  
 Bobby Wahl, Ole Miss . . . . . P  
 Tyler Webb, South Carolina . . . . . RP

## 2014

### First Team

Sikes Orvis, Ole Miss . . . . . 1B  
 Dansby Swanson, Vanderbilt . . . . . 2B  
 Austin Anderson, Ole Miss . . . . . 3B  
 Vince Conde, Vanderbilt . . . . . SS  
 Taylor Gushue, Florida . . . . . C  
 Auston Bousfield, Ole Miss . . . . . OF  
 Ka'ai Tom, Kentucky . . . . . OF  
 Christin Stewart, Tennessee . . . . . OF  
 A.J. Reed, Kentucky . . . . . DH/UTL  
 Aaron Nola, LSU . . . . . P  
 Logan Shore, Florida . . . . . P  
 Jacob Lindgren, Mississippi State . . RP

### Second Team

Eric Fisher, Arkansas . . . . . 1B  
 Brett Pirtle, Mississippi State . . . . 2B  
 Max Kuhn, Kentucky . . . . . 3B  
 Alex Bregman, LSU . . . . . SS  
 Will Allen, Ole Miss . . . . . C  
 Ben Moore, Alabama . . . . . OF  
 Harrison Bader, Florida . . . . . OF  
 Nick Banks, Texas A&M . . . . . OF  
 Wade Wass, Alabama . . . . . DH/UTL  
 Ross Mitchell, Mississippi State . . . P  
 Carson Fulmer, Vanderbilt . . . . . P  
 Joel Seddon, South Carolina . . . . . RP



## ALL FRESHMAN TEAM

OF - Evan Marzilli, South Carolina  
 OF - Chris Fritts, Tennessee  
 OF - Connor Harrell, Vanderbilt  
 DH - Brian Johnson, Florida  
 P - Hudson Randall, Florida  
 P - Brian Johnson, Florida  
 P - Chris Stratton, Mississippi State  
 RP - Brett Huber, Ole Miss  
 RP - Matt Price, South Carolina

### 2011

1B - Dominic Ficociello, Arkansas  
 2B - JaCoby Jones, LSU  
 3B - Zack Powers, Florida  
 SS - Adam Frazier, Mississippi State  
 C - Ty Ross, LSU  
 OF - Tony Kemp, Vanderbilt  
 OF - C.T. Bradford, Mississippi State  
 OF - Andrew Toles, Tennessee  
 DH - Conrad Gregor, Vanderbilt  
 P - Karsten Whitson, Florida  
 P - Forrest Koumas, South Carolina  
 RP - Kevin Ziomek, Vanderbilt

### 2012

1B - A.J. Reed, Kentucky  
 2B - Will Maddox, Tennessee  
 3B - Josh Tobias, Florida  
 SS - Joey Pancake, South Carolina  
 C - Grayson Greiner, South Carolina  
 OF - Austin Cousino, Kentucky  
 OF - Tanner English, South Carolina  
 OF - Hunter Cole, Georgia  
 OF - Ben Moore, Alabama  
 DH/UTL - A.J. Reed, Kentucky  
 P - Aaron Nola, LSU  
 P - Tyler Beede, Vanderbilt  
 RP - Jonathan Holder, Mississippi State

### 2013

1B - Josh Lester, Missouri  
 2B - Kyle Overstreet, Alabama  
 3B - Xavier Turner, Vanderbilt  
 SS - Alex Bregman, LSU  
 C - Greg Fettes, Kentucky  
 OF - Kyle Barrett, Kentucky

OF - Vincent Jackson, Tennessee  
 OF - Harrison Bader, Florida  
 DH/UTL - Zander Wiel, Vanderbilt  
 P - Jack Wynkoop, South Carolina  
 P - Sean McLaughlin, Georgia  
 RP - Carson Fulmer, Vanderbilt  
 RP - Ray Castillo, Alabama

### 2014

1B - Peter Alonso, Florida  
 2B - JaVon Shelby, Kentucky  
 3B - John Sternagel, Florida  
 SS - Errol Robinson, Ole Miss  
 C - Gavin Collins, Mississippi State  
 OF - Nick Banks, Texas A&M  
 OF - Bryan Reynolds, Vanderbilt  
 OF - Andrew Benintendi, Arkansas  
 DH/UTL - Nick Senzel, Tennessee  
 P - Logan Shore, Florida  
 P - Keegan Thompson, Auburn  
 RP - Thomas Burrows, Alabama

## ALL DEFENSIVE TEAM

### 2008

P - Jared Bradford, LSU  
 1B - Rich Poythress, Georgia  
 2B - Ryan Wilkes, Kentucky  
 SS - Reese Havens, South Carolina  
 3B - Jake Smith, Alabama  
 C - Brett Basham, Ole Miss  
 OF - Matt den Dekker, Florida  
 OF - Collin Cowgill, Kentucky  
 OF - David Macias, Vanderbilt

### 2009

P - Trevor Holder, Georgia  
 1B - Rich Poythress, Georgia  
 2B - Ross Wilson, Alabama  
 SS - Bobby Haney, South Carolina  
 SS - Brian Harris, Vanderbilt  
 3B - Jake Smith, Alabama  
 C - Micah Gibbs, LSU  
 OF - Matt den Dekker, Florida  
 OF - Whit Merrifield, South Carolina  
 OF - Trent Mummy, Auburn

### 2010

P - Sonny Gray, Vanderbilt  
 1B - Preston Tucker, Florida  
 2B - Scott Wingo, South Carolina  
 SS - Nolan Fontana, Florida  
 3B - Jake Smith, Alabama

C - Micah Gibbs, LSU  
 OF - Matt den Dekker, Florida  
 OF - Trent Mummy, Auburn  
 OF - Jackie Bradley Jr., South Carolina

### 2011

P - Sonny Gray, Vanderbilt  
 1B - Dominic Ficociello, Arkansas  
 1B - Christian Walker, South Carolina  
 2B - Scott Wingo, South Carolina  
 SS - Nolan Fontana, Florida  
 3B - Jason Esposito, Vanderbilt  
 C - Mike Zunino, Florida  
 OF - Taylor Dugas, Alabama  
 OF - Mikie Mahtook, LSU  
 OF - Zach Cone, Georgia  
 OF - Jackie Bradley Jr., South Carolina

### 2012

P - Ryan Eades, LSU  
 P - Kendall Graveman, Mississippi State  
 P - Michael Roth, South Carolina  
 1B - Dominic Ficociello, Arkansas  
 2B - Alex Yarbrough, Ole Miss  
 SS - Nolan Fontana, Florida  
 3B - Matt Reynolds, Arkansas  
 C - Mike Zunino, Florida  
 OF - Evan Marzilli, South Carolina  
 OF - Taylor Dugas, Alabama  
 OF - Austin Cousino, Kentucky

### 2013

P - Daniel Mengden, Texas A&M  
 1B - Mason Katz, LSU  
 1B - Cole Lankford, Texas A&M  
 2B - Tony Kemp, Vanderbilt  
 SS - Adam Frazier, Mississippi State  
 3B - Christian Ibarra, LSU  
 C - Stuart Turner, Ole Miss  
 OF - Austin Cousino, Kentucky  
 OF - Mike Yastrzemski, Vanderbilt  
 OF - Hunter Renfroe, Mississippi State

### 2014

P - Aaron Nola, LSU  
 P - Carson Fulmer, Vanderbilt  
 1B - Eric Fisher, Arkansas  
 2B - Brett Pirtle, Mississippi State  
 SS - Seth Heck, Mississippi State  
 3B - Joey Pankake, South Carolina  
 C - Jake Wise, Arkansas  
 C - Grayson Greiner, South Carolina  
 OF - Austin Cousino, Kentucky  
 OF - Tanner English, South Carolina  
 OF - Andrew Stevenson, LSU



# HONORS

ALABAMA • ARKANSAS • AUBURN • FLORIDA • GEORGIA • KENTUCKY • LSU • OLE MISS

## ACADEMIC HONORS

The Academic All-SEC Team was developed to recognize the outstanding athletes who are also outstanding students. To be eligible for the award, a student-athlete must: 1) have a 3.0 grade point average for either the past year or for their career; 2) be a sophomore or higher in academic classification; and 3) have 24 semester hours countable toward a degree.

### 1971

Pos.	Player	School	GPA
1b	Jack Baker	Auburn	2.01
2b	Mike Moock	LSU	3.20
3b	Bobby Tucker	Tennessee	3.04
ss	Pete Rancont	Auburn	2.06
ut	Ray Hull	Florida	3.33
lf	Ted Milton	Miss. State	3.12
cf	Mike Harrelson	Georgia	3.48
rf	Rex Bynum	Alabama	3.21
ut	Norris Weese	Ole Miss	3.44
c	Greg Collins	Vanderbilt	2.43
p	Louis Farmer	LSU	3.20
p	Earl Nance	Auburn	2.60

**HONORABLE MENTION: Infielders:** Zack Rogers, UA, 3.47; David Voss, MSU, 3.21; John Flad, UF, 3.20. **Outfielders:** Joe Haefner, AU, 2.02; Terry Dubose, UA, 3.58; Jeff Love, VU, 2.20; Adams Carroll, VU, 2.20. **Pitcher:** David Thomas, UF, 3.40.

### 1972

Pos.	Player	School	GPA
1b	Zack Rogers	Alabama	2.10
2b	Bobby Tucker	Tennessee	3.29
ss	Ray Hull	Florida	3.65
3b	Phil Baker	Georgia	3.33
lf	Joe Haefner	Auburn	2.27
cf	Norris Weese	Ole Miss	3.70
rf	Paul Husband	Ole Miss	3.46
ut	Rex Bynum	Alabama	2.07
ut	Richard Groover	Georgia	3.45
p	Alan Okun	Georgia	3.17

### 1973

Pos.	Player	School	GPA
1b	Rick Counts	Miss. State	3.06
2b	Steve Spitz	LSU	3.00
3b	Phil Baker	Georgia	3.16
ss	Wayne Pinkerton	Miss. State	3.10
ut	Bill Finney	Florida	4.00
lf	Bobby Tucker	Tennessee	3.18
cf	Norris Weese	Ole Miss	4.00
rf	Paul Husband	Ole Miss	3.88
ut	Paul Spivey	Alabama	2.26
c	Greg Collins	Vanderbilt	2.90
p	Bill Lawrence	Auburn	2.32
p	Barry Gaddis	Ole Miss	3.00

**HONORABLE MENTION: Infielders:** Zack Rogers, UA, 2.08; Xavier Prida, UF, 3.6; Gerald Belcher, UK, 3.2; Sonny Denniston, UK, 3.52; Wally McMakin, LS, 3.00; Greg Ferrara, LS, 3.0; Steve Collins, LS, 3.0; Tommy Cox, UT, 3.72. **Outfielders:** Nick DeVirgillis, UF, 4.0; Alan Okun, UG, 3.21; Jimmy Hall, UK, 3.1. **Catchers:** John O'Connor, UG, 3.31; Hal Bibee, UT, 3.39. **Pitchers:** Ed McCaw, UK, 3.16; Bob Woodward, LS, 3.0; Guy Hollingsworth, LS, 3.1.

### 1974

Pos.	Player	School	GPA
1b	Bill Oden	Tennessee	3.34
2b	T.Y. Gunter	Ole Miss	3.07
3b	Vic Sharek	Auburn	2.62
ss	Sparky Wilson	Georgia	3.00
ut	Sonny Denniston	Kentucky	3.21
lf	Randall Aldridge	LSU	3.75
cf	Jim Turner	Georgia	3.47
rf	Steve Corp	Georgia	3.31
ut	Bill Finney	Florida	4.00
dh	Charles Winslette	Georgia	4.00
c	John Fuller	Florida	3.00

c	Hal Bibee	Tennessee	3.44
p	Doug Corbett	Florida	3.10
p	Mark Cummings	Tennessee	3.42
p	Tom Charpentier	LSU	3.00

**HONORABLE MENTION: Infielders:** Joe Bob Cole, MSU, 3.06; Bill Bolander, UF, 3.21; Bubba Hubbard, UM, 3.20. **Outfielders:** Phil Baker, UG, 3.14; Dennis Bailey, AU, 2.03; Billy Fouch, UK, 3.00; Darrell Saunders, UK, 3.20. **Catchers:** John O'Connor, UG, 3.21; John Koenen, UK, 3.00. **Pitchers:** Bill Lawrence, AU, 2.17; Ed McCaw, UK, 3.45; Bill Ivie, UG, 3.55; Jim Mitchell, UG, 3.00.

### 1975

Pos.	Player	School	GPA
1b	Rick Honeycutt	Tennessee	3.00
2b	Gene Menees	Vanderbilt	2.50
3b	David Bowden	Florida	3.28
ss	T.Y. Gunter	Ole Miss	3.40
ut	Phil Baker	Georgia	3.67
lf	Randy Aldridge	LSU	3.40
cf	Dennis Bailey	Auburn	2.54
rf	Bill Finney	Florida	4.00
ut	Bill Hatfield	Tennessee	3.09
dh	Wally McMakin	LSU	3.00
c	Hal Bibee	Tennessee	3.51
p	Ed McCaw	Kentucky	3.82
p	Bill Ivie	Georgia	3.50
p	Guy Hollingsworth	LSU	3.20
p	Mike Park	Ole Miss	3.00

**HONORABLE MENTION: Infielders:** David Snell, UG, 3.67; Bill Oden, UT, 3.48; Greg Ferrara, LS, 3.5; Bruce Farman, UG, 4.00; Mark Saber, UG, 3.0. **Pitchers:** David Ray, UM, 3.82; Mike Coyne, VU, 2.20; Pat Whealey, LS, 3.20; Mark Cummings, UT, 3.35; Jim Handley, AU, 2.32; Lamar Pritchard, MSU, 3.25.

### 1976

Pos.	Player	School	GPA
1b	Randy Gipson	Kentucky	3.00
2b	Robbie Howard	Tennessee	3.26
3b	Wally McMakin	LSU	3.30
ss	Tony Toups	LSU	3.20
ut	Roger Holt	Florida	3.00
lf	Jimmy Sherrill	Kentucky	3.33
cf	Billy Fouch	Kentucky	3.00
rf	Darrell Saunders	Kentucky	3.17
ut	Fred Dunlap	Miss. State	3.41
dh	LeRoy Robbins	Kentucky	3.80
p	Steve Pewitt	Kentucky	3.17
p	Rick Honeycutt	Tennessee	3.06
p	Robert Hudson	Auburn	2.40

**HONORABLE MENTION: Infielders:** J.B. Caldwell, UF, 3.64; Vaughan Meiners, LS, 3.40; Mike Pomeranz, UM, 3.00; John Cortese, UF, 3.11; Scott Shepherd, MSU, 3.58; Mike Moore, UK, 3.44; Chuck Long, UK, 3.81; Bruce Farman, UG, 3.42; T.Y. Gunter, UG, 3.42; Kenny Sholl, VU, 2.21. **Outfielders:** Bill Hatfield, UT, 3.32; Larry Littleton, UG, 3.14; Pat Ball, UM, 3.44; Terry Fitzgerald, UF, 3.07. **Pitchers:** Mark McClanahan, AU, 2.33; Bruce Baker, UF, 3.69; Eric Hiller, UF, 3.36; Pat Whealey, LS, 3.01; Trevor Nau, UM, 4.00.

### 1977

Pos.	Player	School	GPA
1b	Randy Gipson	Kentucky	3.07
2b	John Cortese	Florida	3.00
3b	Bubba Hubbard	Ole Miss	3.31
ss	Bubba Kizer	Georgia	3.00
ut	Roger Holt	Florida	3.00

ut	Mike Pomeranz	Ole Miss	3.02
lf	LeRoy Robbins	Kentucky	3.75
cf	Pat Ball	Ole Miss	3.44
rf	Ken Lee	Miss. State	3.20
ut	John Brantley	Florida	3.20
dh	Robbie Howard	Tennessee	3.17
c	Scott Galloway	Miss. State	3.00
p	Robert Hudson (R)	Auburn	2.05
p	Steve Pewitt (L)	Kentucky	3.25

**HONORABLE MENTION: Infielders:** J.B. Caldwell, UF, 3.21; Tommy Cook, UT, 3.77; Cliff Ford, UM, 3.31; Scott Shepherd, MSU, 3.88; Gary DeLoach, UA, 2.16; Tommy Belk, UA, 2.00; Chuck Long, UK, 3.62. **Outfielders:** Larry Pavlou, MSU, 3.50. **Pitcher:** Mike Darby, MSU, 3.10.

### 1978

NOTE: No Academic All-SEC Team was named in 1978.

### 1979

Pos.	Player	School	GPA
1b	Randy Gipson	Kentucky	3.10
2b	Chuck Long	Kentucky	3.58
3b	Nelson Jennings	Vanderbilt	2.23
ss	Steve Houlberg	Alabama	2.25
ut	Gary Jack	Alabama	2.79
lf	Bob Kocol	Miss. State	3.26
cf	Jeff Pyburn	Georgia	3.34
rf	Larry Pavlou	Miss. State	3.50
ut	Lucien Tujaque	LSU	3.20
dh	Jim Leopold	Kentucky	3.67
c	Steve Vogel	Kentucky	3.00
c	Bob White	Georgia	3.47
p	Pete Teixeira	Florida	3.38
p	Lynn Humphries	Auburn	2.37
p	Ken Rabun	Georgia	3.23

**HONORABLE MENTION: Infielders:** Cliff Ford, UM, 3.06; Tom Hatfield, UK, 3.61. **Outfielders:** Bubba Chrimer, UG, 3.37. **Catcher:** Mike Sterling, MSU, 3.45. **Pitchers:** David Livingston, UF, 3.08; Kerry Jolly, UK, 3.47; Al Ward, UM, 3.36.

### 1980

Pos.	Player	School	GPA
1b	Gary Jack	Alabama	2.73
2b	Wade McKinney	Georgia	3.10
3b	Nelson Jennings	Vanderbilt	2.20
ss	Tom Hatfield	Kentucky	3.46
ut	Randy Olson	LSU	3.00
lf	Chuck Kinzel	Tennessee	3.45
cf	Jeff Pyburn	Georgia	3.46
rf	Bubba Chrimer	Georgia	3.48
ut	James Leopold	Kentucky	3.44
dh	Mark Dunning	Alabama	2.07
c	Bob White	Georgia	3.29
c	Steve Vogel	Kentucky	3.06
p	Gene Richie	Georgia	3.26
p	Jeff Keener	Kentucky	3.36
p	John Shrewsbury	Miss. State	3.16

**HONORABLE MENTION: Infielder:** Alan Mock, AU, 3.7. **Outfielders:** Terry Loe, MSU, 3.12. **Catcher:** Kirk Swigert, UK, 3.20. **Pitchers:** Bob Silvanik, UK, 3.13; Don Mundie, MSU, 3.29.

### 1981

Pos.	Player	School	GPA
1b	Gary Jack	Alabama	2.73
2b	Alan Mock	Auburn	3.70
3b	Jeff Shartzter	Kentucky	3.28
ss	Billy Martz	Miss. State	3.74

# HONORS



MISSISSIPPI STATE • MISSOURI • SOUTH CAROLINA • TENNESSEE • TEXAS A&M • VANDERBILT

ut	Tom Hatfield	Kentucky	3.50
of	Glenn Carpenter	Florida	3.01
of	Bobby Pierce	Alabama	2.10
of	Robert Sorrell	Auburn	4.00
ut	Cam Stubbs	Vanderbilt	3.84
c	Bob White	Georgia	3.23
c	Terry Loe	Miss. State	3.25
p	Jeff Keener	Kentucky	3.30
p	Don Mundie	Miss. State	3.34
p	Mark Harris	Georgia	3.53

**HONORABLE MENTION: Pitchers:** Jimmy Boring, UT, 3.32; John Shrewsbury, MSU, 3.06; John Adams, UM, 3.40; Gary Smith, AU, 3.00.

ut	Dan Van Cleve	Miss. State	3.56
ss	Bret Elbin	Alabama	2.50
dh	Rob Skates	Alabama	2.10
of	Robert Sorrell	Auburn	3.88
of	Rick Fuentes	Georgia	3.00
of	Kent Yarbrough	Vanderbilt	2.60
of	Bill Barker	Kentucky	3.00
of	Sam Basso	Auburn	3.20
p	Nick Krsnich	Florida	3.12
p	Jeff Brewer	Alabama	2.25
p	Gary Smith	Auburn	3.10
p	Craig Kizer	Georgia	3.04

cf	Brad Winkler	Miss. State	3.46
rf	Ken Jackson	Kentucky	3.07
ut	Kent Yarbrough	Vanderbilt	2.44
c	Mike Stanley	Florida	3.50
p	George Reyes	Florida	3.18
p	Scott Ruskin	Florida	3.50
p	Tom Hoerman	Vanderbilt	2.00

**HONORABLE MENTION: Pitchers:** Jeff Brewer, UA, 2.15; Mike Murdock, LS, 3.0; Dan Whelan, UK, 3.17; Jim Colmer, UM, 3.48; Jeff Trenning, VU, 2.0; Mike McCann, MSU, 3.47.

In 1984 the Southeastern Conference developed the Academic Baseball Honor Roll. The new format was adopted to recognize those athletes who had a 3.0 grade point average (either cumulative or during the past year), and had 24 semester or 26 quarter hours countable toward a degree. Prior to the 1996-97 season, the SEC dropped the requirement of earning a letter for that season.

## 1982

Pos.	Player	School	GPA
1b	Cam Stubbs	Vanderbilt	2.00
2b	Russell Smith	Auburn	3.37
3b	Mario Alos	Florida	3.00

## 1983

Pos.	Player	School	GPA
1b	Dan Van Cleve	Miss. State	3.43
2b	Russell Smith	Auburn	3.40
3b	Bret Elbin	Alabama	2.52
ss	Mark Howie	LSU	3.00
lf	Rob Skates	Alabama	2.02

## 1984

Name	School
Jeff Brewer	Alabama
Jeff Umphrey	Alabama
Donald Carr	Florida
Russ Kibler	Florida
Scott Lusader	Florida
Mike Stanley	Florida
Robert Cogan	Georgia
Kevin Finn	Georgia
Chris Carroll	Kentucky
Tim Feger	Kentucky
Dan Whelan	Kentucky
Mark Howie	LSU
Bryan Farmer	Ole Miss
Joe Gex	Ole Miss
Kyle Gordon	Ole Miss
Steve King	Mississippi State
Bobby Locke	Mississippi State
Mike McCann	Mississippi State
Dan Van Cleve	Mississippi State
Pat Sullivan	Tennessee
Greg Allen	Vanderbilt
Tim Brecht	Vanderbilt
Joey Cora	Vanderbilt
Scott Darling	Vanderbilt
Tom Hoerman	Vanderbilt
Bob Nicolich	Vanderbilt
Jeff Trenning	Vanderbilt

Joey Cora	Vanderbilt
Jeff Trenning	Vanderbilt

## 1986

Name	School
Chris Barnes	Alabama
David Turner	Alabama
Mike Wiggins	Alabama
Tony Haney	Auburn
David Wilson	Auburn
John Floyd	Florida
Scott Bohlke	Georgia
Read Davis	Georgia
Darren Howard	Georgia
Mark Blythe	Kentucky
Scott Weakley	Kentucky
Alan Yankey	Kentucky
Terry Belle	LSU
Joe Zimmerman	LSU
Doug Duvall	Ole Miss
Kyle Gordon	Ole Miss
James Sikes	Ole Miss
Kenneth Edwards	Mississippi State
Steven King	Mississippi State
Charles McCraney	Mississippi State
William McDonald	Mississippi State
Will McRaney, Jr.	Mississippi State
Mike Martin	Mississippi State
William Weaver	Mississippi State
Ray Labelle	Tennessee
Kyle Balch	Vanderbilt
Joseph Jackson	Vanderbilt

## 1987

Name	School
Kenneth Trusky	Alabama
Tony Haney	Auburn
David Wilson	Auburn
Scott Bohlke	Georgia
Matt Hoitsma	Georgia
Mark Blythe	Kentucky
Peter Bush	LSU
Mark Guthrie	LSU
Robert Hartwig	LSU
Kyle Gordon	Ole Miss
James Sikes	Ole Miss
John Simon	Ole Miss
Robert Troy Simon	Ole Miss
Matt Smith	Ole Miss
Randall Abrams	Mississippi State
Nelson Arriette	Mississippi State
Joseph Hurst	Mississippi State
Charles McCraney	Mississippi State
David McMahon	Mississippi State
Mike Martin	Mississippi State
Burke Masters	Mississippi State

Trent Weaver	Mississippi State
James Boyce	Tennessee
Steven Caputo	Tennessee
Billy Carver	Tennessee
Jeffrey Greer	Tennessee
Clark Rose	Tennessee
Kyle Balch	Vanderbilt
Brad Harris	Vanderbilt
Robert Schabes	Vanderbilt

## 1988

Name	School
Michael Soper	Alabama
Kenneth Trusky	Alabama
Jason Bridges	Alabama
Robert Fletcher	Alabama
Anthony Pisciotta	Alabama
Tony Haney	Auburn
Clark Preble	Auburn
Parks Johnson	Florida
Richard Bielski	Georgia
John Hampton	Kentucky
Billy White	Kentucky
Bruce Wise	Kentucky
Mark Blythe	Kentucky
Jim Dill	Kentucky
Roger Gum	Kentucky
Joseph Welch	Kentucky
Daniel Edwards	LSU
Richard Carroll	Ole Miss
Keith Kessinger	Ole Miss
James Sikes	Ole Miss
Matthew Smith	Ole Miss
Edward Pounds	Ole Miss
Jody Hurst	Mississippi State
Tracy Jobs	Mississippi State
Mike Martin	Mississippi State
Burke Masters	Mississippi State
David McMahon	Mississippi State
Tommy Raffo	Mississippi State
Bobby Reed	Mississippi State
M. John Neal	Tennessee
Clark Rose	Tennessee
Kyle Bauch	Vanderbilt
Bob Schabes	Vanderbilt

## 1989

Name	School
John Hardie	Alabama
Peter Hinkle	Alabama
Hunter Plott	Alabama
Derek Crownover	Auburn
Jeff Leatherman	Auburn
Clark Preble	Auburn
Tommy Youngblood	Auburn
Matt Hoitsma	Georgia

Roger Miller	Georgia
Mark Blythe	Kentucky
Jim Dill	Kentucky
Roger Gum	Kentucky
John Hampton	Kentucky
Joe Welch	Kentucky
Billy White	Kentucky
Bruce Wise	Kentucky
Freddie Joseph	Ole Miss
Keith Kessinger	Ole Miss
Pepper Pounds	Ole Miss
Darin Asbill	Mississippi State
Chuck Daniel	Mississippi State
Chuck Holly	Mississippi State
Jody Hurst	Mississippi State
Russ Mahan	Mississippi State
Burke Masters	Mississippi State
Rob Norman	Mississippi State
Tommy Raffo	Mississippi State
Barry Winford	Mississippi State
Ron Winford	Mississippi State
Ernie Wright	Mississippi State
John Neal	Tennessee
Clark Rose	Tennessee
Mark Tranbarger	Tennessee
Jamie Abby	Vanderbilt
Jeff Callahan	Vanderbilt
Bryant Freer	Vanderbilt
Rick Holt	Vanderbilt
Bob Schabes	Vanderbilt
John Turnbull	Vanderbilt

## 1990

Name	School
Chris Barnes	Alabama
Jon Henn	Alabama
Pete Hinkle	Alabama
Mickey Kerns	Alabama
Jeff Laubenthal	Alabama
Hunter Plott	Alabama
Mark Roberts	Alabama
Mickey Tomey	Auburn
Jeff Leatherman	Auburn
John Moorer	Auburn
Todd O'Donnell	Auburn
Mike Moberg	Florida
Todd McCray	Florida
Tony Sharkins	Florida
Jeff Cooper	Georgia
Matt Hoitsma	Georgia
Brian Jester	Georgia
Paul Corum	Kentucky
Mike Harris	Kentucky
Darin Rieman	Kentucky
Tom Robeson	Kentucky
David Herry	LSU
Freddie Joseph	Ole Miss



# HONORS

ALABAMA • ARKANSAS • AUBURN • FLORIDA • GEORGIA • KENTUCKY • LSU • OLE MISS

Pepper Pounds	Ole Miss
Collier Simpson	Ole Miss
Burke Masters	Mississippi State
Tommy Raffo	Mississippi State
Chuck Daniel	Mississippi State
Jon Harden	Mississippi State
Rob Norman	Mississippi State
Joey Hamilton	Mississippi State
Clark Rose	Tennessee
Mark Tranbarger	Tennessee
Rick Holt	Vanderbilt
Todd Muckerheide	Vanderbilt
Jim Schifman	Vanderbilt
John Turnbull	Vanderbilt
Chip Fridrich	Vanderbilt

## 1991

Name	School
Pete Hinkle	Alabama
Jeff Laubenthal	Alabama
Tommy Milstead	Alabama
Hunter Plott	Alabama
Tommy Carter	Auburn
Mark Fuller	Auburn
Jon Hebel	Auburn
Jeff Leatherman	Auburn
Todd O'Donnell	Auburn
Jason Beard	Florida
Ray Suplee	Georgia
Paul Corum	Kentucky
Blake Feeney	Kentucky
Tom Froning	Kentucky
Tim Bauer	LSU
Paul Byrd	LSU
Matt Chamberlain	LSU
Pat Garrity	LSU
Rob Boyd	Ole Miss
Kary Bridges	Ole Miss
Tom Luke	Ole Miss
Brian Maxcy	Ole Miss
Chuck Daniel	Mississippi State
Corbin Davis	Mississippi State
Joey Hamilton	Mississippi State
Jon Harden	Mississippi State
Tom Howe	Mississippi State
Rob Norman	Mississippi State
Tom Quinn	Mississippi State
Mark Tranbarger	Tennessee
Mickey Ellison	Vanderbilt
Rick Holt	Vanderbilt
John Turnbull	Vanderbilt

## 1992

Name	School
Juan Debrand	Alabama
Matt Homan	Alabama
Jeff Laubenthal	Alabama
Scott Brocail	Arkansas
Allen Williams	Arkansas
Mark Fuller	Auburn
Todd O'Donnell	Auburn
Mickey Tomey	Auburn
Brian Duva	Florida
Kenneth Mercer	Florida
Brian Purvis	Florida
David Valdes	Florida
Blaise Kozeniewski	Georgia
Paul Corum	Kentucky
Mark Etter	Kentucky
Tom Froning	Kentucky
Greg Mercer	Kentucky
Jeff Norman	Kentucky
Max Reitz	Kentucky
Steve Zongor	Kentucky
Timothy Bauer	LSU
Matt Chamberlain	LSU
David Hery	LSU
Chris Moock	LSU
Jared Mula	LSU

Bhrett McCabe	LSU
Mike Sirotko	LSU
Rob Boyd	Ole Miss
Kary Bridges	Ole Miss
Vance Holland	Ole Miss
Tom Luke	Ole Miss
David Maxcy	Ole Miss
Nate Riddley	Ole Miss
Collier Simpson	Ole Miss
Chuck Daniel	Mississippi State
Jon Harden	Mississippi State
Steve Hegan	Mississippi State
Tom Howe	Mississippi State
Tom Quinn	Mississippi State
Christopher Adams	South Carolina
Jeffrey Easterling	South Carolina
T.E. Stokes III	South Carolina
Phil Dannunzio	Tennessee
Jeff Foster	Tennessee
Chris Kelley	Tennessee
Richard King	Tennessee
Thomas Pendley	Vanderbilt

## 1993

Name	School
Jeff Crane	Alabama
Jeff Laubenthal	Alabama
Geno Saunders	Alabama
Scott Brocail	Arkansas
Carl Stall	Arkansas
Steve Taff	Arkansas
Allen Williams	Arkansas
Jason Johnson	Auburn
James Waggoner	Auburn
Brian Duva	Florida
Brandt Mathers	Florida
Shane McGinnis	Florida
David Valdes	Florida
John Yselonia	Georgia
Mark Etter	Kentucky
Andy McCord	Kentucky
Billy Thompson	Kentucky
Mike Sirotko	LSU
Matt Chamberlain	LSU
Brian Winders	LSU
Charles Barbour	Ole Miss
William Bridges	Ole Miss
Eric McMahan	Ole Miss
Christopher Young	Ole Miss
Tripp Hill	Mississippi State
Jay Powell	Mississippi State
Gary Rath	Mississippi State
Bryan Triche	Mississippi State
Larry Tomkins	Mississippi State
Drew Williams	Mississippi State
Joseph Biernat	South Carolina
Jeff Easterling	South Carolina
Watson Maynard	South Carolina
Stacy Stokes	South Carolina
Kelly White	South Carolina
Jeffery Foster	Tennessee
Adam Priest	Tennessee
David Daniels	Vanderbilt
Mickey Ellison	Vanderbilt
Nick Morrow	Vanderbilt
Tom Pendley	Vanderbilt
Brad Reese	Vanderbilt
Jason Robbins	Vanderbilt
Boomer Whipple	Vanderbilt

## 1994

Name	School
Bernie Bellard	Alabama
Mike McDonald	Alabama
Geno Saunders	Alabama
Anthony Box	Alabama
Scott Brocail	Arkansas
Scott Cunningham	Arkansas
Brad Mulvaney	Arkansas

Allen Williams	Arkansas
Jim Hamilton	Arkansas
John Miller	Arkansas
Bryant Richardson	Arkansas
Brian Rogers	Arkansas
Jay Waggoner	Auburn
Russell Whittenburg	Auburn
Eric Castaldo	Florida
Brian Duva	Florida
Dean Kent	Florida
Sean McClellan	Florida
Matt Parker	Florida
Chris Simpkins	Florida
Chris Ciaccio	Georgia
Todd Crane	Georgia
Darren Hamrick	Georgia
Matt Bowles	Kentucky
Mark Etter	Kentucky
Brad Hindersman	Kentucky
Andrew McCord	Kentucky
Brian Reed	Kentucky
Kevin Ainsworth	LSU
Scott Berardi	LSU
Tim Lanier	LSU
Bhrett McCabe	LSU
Warren Morris	LSU
Kevin Ward	LSU
Charles Barbour	Ole Miss
David Blevins	Ole Miss
Lennon Bowen IV	Ole Miss
Keith Lewis	Ole Miss
Jarret Nichols	Ole Miss
Christopher Young	Ole Miss
Jerry Dupuy	Mississippi State
Steven Jaszczak	Mississippi State
Edward Lyons	Mississippi State
David Perkins	Mississippi State
Alfred Rath	Mississippi State
Jason Robinson	Mississippi State
Lawrence Tomkins	Mississippi State
James Williams	Mississippi State
James Badolato	South Carolina
Watson Maynard	South Carolina
Stacy Stokes	South Carolina
Kelly White	South Carolina
Scotty Pace	South Carolina
Bradley Greene	Tennessee
Adam Priest	Tennessee
Geoffrey Rosenbaum	Tennessee
Adam Swallows	Tennessee
David Daniels	Vanderbilt
Jason Elliott	Vanderbilt
Nick Morrow	Vanderbilt
Jason Robbins	Vanderbilt
Boomer Whipple	Vanderbilt

## 1995

Name	School
Rick Detoto	Alabama
Chris Eilers	Alabama
Jason Jordan	Alabama
Barry L. Lunney, Jr.	Arkansas
Todd Gober	Auburn
Jason Leboeuf	Auburn
Eric Castaldo	Florida
Jesse Curtis	Florida
David Eckstein	Florida
Dean Kent	Florida
Chris Ciaccio	Georgia
Todd Crane	Georgia
Michael Toci	Georgia
Chad Whittemore	Georgia
Aaron Acuff	Kentucky
Andrew McCord	Kentucky
Greg Reid	Kentucky
Janak Talwalker	Kentucky
Kevin Ainsworth	LSU
Casey Cuntz	LSU
Tim Lanier	LSU
Bhrett McCabe	LSU

Warren Morris	LSU
Kevin Ward	LSU
Brian Winders	LSU
Charles Barbour	Ole Miss
Billy Bernard	Ole Miss
Chris Vowell	Ole Miss
Ryan Young	Ole Miss
Doug Newman	Mississippi State
Scott Tanksley	Mississippi State
Rusty Thoms	Mississippi State
Scott Tribolet	Mississippi State
Brian Adams	South Carolina
Brian Hucks	South Carolina
Watson Maynard	South Carolina
Robert Watson, Jr.	South Carolina
Bryce Christensen	Tennessee
Robert A. Dickey	Tennessee
Brad Greene	Tennessee
Ryan Bachman	Vanderbilt
David Daniels	Vanderbilt
Jason Elliott	Vanderbilt
Jason Robbins	Vanderbilt
Boomer Whipple	Vanderbilt

## 1996

Name	School
Joe Caruso	Alabama
Chris Eilers	Alabama
Eric Goldis	Alabama
Brett Taft	Alabama
Brad Mulvaney	Arkansas
Matt Erickson	Arkansas
Jason McConnell	Arkansas
Chad Tidwell	Arkansas
Reggie Williams	Arkansas
Elliot Brown	Auburn
Kirby Clark	Auburn
Adam Sullivan	Auburn
Eric Castaldo	Florida
David Eckstein	Florida
Matt Parker	Florida
Shane Seroyer	Florida
Aaron Acuff	Kentucky
Janak Talwalker	Kentucky
Chris Demouy	LSU
Eddie Furniss	LSU
Tim Lanier	LSU
Warren Morris	LSU
Kevin Ward	LSU
Brad Wilson	LSU
Charles Barbour	Ole Miss
Jason Huisman	Ole Miss
Keith Lewis	Ole Miss
Marc MacMillan	Ole Miss
Brian Clark	Mississippi State
Dustin Dabbs	Mississippi State
Brad Freeman	Mississippi State
Jeremy Jackson	Mississippi State
Ben Jenkins	Mississippi State
Van Johnson	Mississippi State
Richard Lee	Mississippi State
Adam Platt	Mississippi State
Scott Polk	Mississippi State
Rusty Thoms	Mississippi State
Ryan Bordenick	South Carolina
Craig Dour	South Carolina
Oliver Harwas	South Carolina
Brian Hucks	South Carolina
Brent Moore	South Carolina
Rob Streicher	South Carolina
Ryan Szejbka	South Carolina
Rob Watson	South Carolina
Justin Altman	Tennessee
Travis Copley	Tennessee
R. A. Dickey	Tennessee
Ryan Meyers	Tennessee
Ryan Bachman	Vanderbilt
Ryan Brown	Vanderbilt
Glenn Davis	Vanderbilt

# HONORS



MISSISSIPPI STATE • MISSOURI • SOUTH CAROLINA • TENNESSEE • TEXAS A&M • VANDERBILT

Jimmy Dykes Vanderbilt  
Paul Seybt Vanderbilt

## 1997

Name	School
Chris Eilers	Alabama
Robbie Tucker	Alabama
Matt Erickson	Arkansas
Eric Hinske	Arkansas
Barry Lunney	Arkansas
Derek Matheson	Arkansas
Jason McConnell	Arkansas
Mike Moriarty	Arkansas
Rob Quarnstrom	Arkansas
Casey Dunn	Auburn
Stephen Chambliss	Auburn
Adam Sullivan	Auburn
Patrick Wootton	Auburn
Charles Aulet	Florida
Tommy Bond	Florida
David Eckstein	Florida
Chris Floyd	Florida
Sergio Rodriguez	Florida
Shane Seroyer	Florida
Aaron Acuff	Kentucky
Greg Reid	Kentucky
Eric Berthelot	LSU
John Blancher	LSU
Patrick Coogan	LSU
Casey Cuntz	LSU
Brian Daugherty	LSU
Chris Demouy	LSU
Eddy Furniss	LSU
Jeff Harris	LSU
Joey Painich	LSU
Mark Dixon	Ole Miss
Vince Fiore	Ole Miss
Jason Huisman	Ole Miss
Lance Tolbert	Ole Miss
Brooks Bryan	Miss. State
Scott Clark	Miss. State
Jeremy Jackson	Miss. State
Van Johnson	Miss. State
Richard Lee	Miss. State
Adam Piatt	Miss. State
Scott Polk	Miss. State
Brad Shumaker	Miss. State
Sparky Sparkman	Mississippi State
Rusty Thoms	Mississippi State
Brian Wiese	Mississippi State
Ryan Bordenick	South Carolina
Adam Everett	South Carolina
Brett Jodie	South Carolina
Brian Kirby	South Carolina
Justin Morris	South Carolina
Travis Copley	Tennessee
Rusty Thoms	Tennessee
Eduardo Figueroa	Tennessee
Jeff Pickler	Tennessee
Chris Christensen	Vanderbilt
Justin Dill	Vanderbilt
Jimmy Dykes	Vanderbilt
Paul Seybt	Vanderbilt
David Woods	Vanderbilt

## 1998

Name	School
Tripp Baldwin	Alabama
David Mote	Alabama
Brent Caldwell	Arkansas
Brad Hagedorn	Arkansas
Eric Hinske	Arkansas
Joe Jester	Arkansas
Derek Matheson	Arkansas
Mike Moriarty	Arkansas
Jack Welsh	Arkansas

Jerel Whitekiller	Arkansas
Tucker Dearth	Auburn
Casey Dunn	Auburn
George Jones	Auburn
Kevin Knorst	Auburn
Derek Reif	Auburn
Michael Gray	Florida
Tim Johnson	Florida
Ty Martin	Florida
Matt McClendon	Florida
Jeff Cardozo	Florida
Stuart McFarland	Florida
Sergio Rodriguez	Florida
Shane Seroyer	Florida
Matt Siegel	Florida
Chris Hays	Georgia
Lance Shannon	Georgia
Andrew Green	Kentucky
Jeff Meade	Kentucky
Josh Paxton	Kentucky
Justin Sanders	Kentucky
Blair Barbier	LSU
Matt Colvin	LSU
Chris Demouy	LSU
Eddy Furniss	LSU
Doug Thompson	LSU
Matt Ceriani	Ole Miss
Stephen Cramblitt	Ole Miss
Benjamin Edwards	Ole Miss
Jason Huisman	Ole Miss
Thomas Magee	Ole Miss
David Swan	Ole Miss
Robert Voltz	Ole Miss
Brooks Bryan	Mississippi State
Scott Clark	Mississippi State
Mark Freed	Mississippi State
Jeremy Jackson	Mississippi State
Van Johnson	Mississippi State
Richard Lee	Mississippi State
Brett Muhlan	Mississippi State
Sparky Sparkman	Mississippi State
Rusty Thoms	Mississippi State
Brian Wiese	Mississippi State
Ryan Bordenick	South Carolina
Adam Everett	South Carolina
Brett Jodie	South Carolina
Brian Kirby	South Carolina
Justin Morris	South Carolina
Travis Copley	Tennessee
Jason Evans	Tennessee
Eduardo Figueroa	Tennessee
Jeff Pickler	Tennessee
Chris Christensen	Vanderbilt
Justin Dill	Vanderbilt
Jimmy Dykes	Vanderbilt
Paul Seybt	Vanderbilt
David Woods	Vanderbilt

## 1999

Name	School
Justin Smith	Alabama
Jeremy Vaughn	Alabama
Mark Burnett	Arkansas
Scott Crossett	Arkansas
Greg Gilleland	Arkansas
Brad Hagedorn	Arkansas
Scott Hurley	Arkansas
Derek Matheson	Arkansas
Wes McCrotty	Arkansas
David Walling	Arkansas
Dan Wright	Arkansas
Tucker Dearth	Auburn
Casey Dunn	Auburn
Todd Faulkner	Auburn
Mailon Kent	Auburn
Derek Reif	Auburn
Joseph Zanthos	Auburn
Jeff Cardozo	Florida
Kevin Coleman	Florida
Ryan Gleichowski	Florida

Ben Grezlovski	Florida
Tim Johnson	Florida
Matt McClendon	Florida
Stuart McFarland	Florida
Sergio Rodriguez	Florida
Shane Seroyer	Florida
Matt Siegel	Florida
Chris Hays	Georgia
Kyle Hudlow	Georgia
David Lamberth	Georgia
Will Crumbaugh	Kentucky
Andy Green	Kentucky
Patrick Mahan	Kentucky
Jeff Meade	Kentucky
Josh Owens	Kentucky
Josh Paxton	Kentucky
Justin Sanders	Kentucky
Kurt Ainsworth	LSU
Christian Bourgeois	LSU
Josh Dalton	LSU
Mike Daly	LSU
Tim Nugent	LSU
Jeremy Witten	LSU
Joey Cramblitt	Ole Miss
Ryan Davis	Ole Miss
Jon Dickens	Ole Miss
Ben Edwards	Ole Miss
Justin Huisman	Ole Miss
Bailey Patridge	Ole Miss
Brandon Skelton	Ole Miss
Jude Voltz	Ole Miss
Jim Abraham	Mississippi State
Tanner Brock	Mississippi State
Scott Clark	Mississippi State
Justin Estel	Mississippi State
Mark Freed	Mississippi State
Jon Knott	Mississippi State
Brian Terry	Mississippi State
Brian Wiese	Mississippi State
Tripp Kelly	South Carolina
Matt Wilson	South Carolina
Hal Bibee	Tennessee
Justin Parker	Tennessee
Donnie Ross	Tennessee
Hunter Bledsoe	Vanderbilt
Kevin Geshke	Vanderbilt
Stephen Prather	Vanderbilt

## 2000

Name	School
Jeremy Vaughn	Alabama
Lance Cormier	Alabama
Scott McClanahan	Alabama
Kevin Marzion	Alabama
Jeff Fletcher	Arkansas
Brad Hagedorn	Arkansas
Charlie Isaacson	Arkansas
Brian Kirby	Arkansas
Jared Manatt	Arkansas
Wes McCrotty	Arkansas
Miike Moriarity	Arkansas
Matt Riethmaier	Arkansas
Jack Welsh	Arkansas
Kevin Dees	Auburn
Todd Faulkner	Auburn
Gabe Gross	Auburn
Mailon Kent	Auburn
Kevin Knorst	Auburn
Lynn Shoop	Auburn
Joseph Zanthos	Auburn
Jay Belflower	Florida
Kevin Coleman	Florida
Ryan Shealy	Florida
Spencer Williams	Florida
Stuart McFarland	Florida
Jeff Cardozo	Florida
Tim Johnson	Florida
Matt Siegel	Florida
Brian Haught	Florida
David Klebonis	Florida

Troy Davis	Georgia
Chris Hays	Georgia
Matt Steele	Georgia
Mark Thornhill	Georgia
Andy Green	Kentucky
Jeff Meade	Kentucky
Josh Paxton	Kentucky
Blair Barbier	LSU
Billy Brian	LSU
Mike Daly	LSU
Brad Hawpe	LSU
Trey Hodges	LSU
Jeremy Loftice	LSU
Billy McBride	LSU
Tommy Morel	LSU
Tim Nugent	LSU
Jeremy Witten	LSU
Clint Farrar	Ole Miss
Ronnie Goodwin	Ole Miss
Nathan Lyons	Ole Miss
Jude Voltz	Ole Miss
Joey Cramblitt	Ole Miss
Ryan Davis	Ole Miss
Jon Dickens	Ole Miss
Ben Edwards	Ole Miss
Bailey Patridge	Ole Miss
Travis Chapman	Mississippi State
Steven Dowe	Mississippi State
Justin Estel	Mississippi State
Mark Freed	Mississippi State
Jon Knott	Mississippi State
Ty Martin	Mississippi State
Ryan McGrath	Mississippi State
Joey Collums	Mississippi State
Kip Bouknight	South Carolina
Steven Boudurant	South Carolina
Rico Bravo	South Carolina
Trey Dyson	South Carolina
Nate Janowicz	South Carolina
Tripp Kelly	South Carolina
Jeremy Plexico	South Carolina
Shane Nelson	South Carolina
Jamie Poston	South Carolina
Matt Riddle	South Carolina
Steve Thomas	South Carolina
Matt Wilson	South Carolina
Hal Bibee, Jr.	Tennessee
Kurt Scott	Tennessee
Chris Burke	Tennessee
Drew Borland	Vanderbilt
Randall Prather	Vanderbilt
Kyle Flubacker	Vanderbilt
Kevin Geshke	Vanderbilt
Jeff Little	Vanderbilt
Sean Luellwitz	Vanderbilt
Karl Nonemaker	Vanderbilt
Scott Vanderhoff	Vanderbilt

## 2001

Name	School
Aaron Clark	Alabama
Lance Cormier	Alabama
Casey Lambert	Alabama
Scott McClanahan	Alabama
Jeremy Vaughn	Alabama
Owen Whitaker	Alabama
Robert Ferguson	Alabama
Jeff Fletcher	Arkansas
Jeff Hoefler	Arkansas
Brian Kirby	Arkansas
Jared Manatt	Arkansas
Wes McCrotty	Arkansas
Josh Merryman	Arkansas
Jonathan Murphy	Arkansas
Gabriel Gross	Auburn
Mailon Kent	Auburn
Kevin Knorst	Auburn
Lynn Shoop	Auburn
Joseph Zanthos	Auburn
Jeffrey Cardozo	Florida



# HONORS

ALABAMA • ARKANSAS • AUBURN • FLORIDA • GEORGIA • KENTUCKY • LSU • OLE MISS

Kevin Coleman Florida  
 Kevin Estrada Florida  
 Alex Hart Florida  
 Kyle Olson Florida  
 Adam Prida Florida  
 Matthew Siegel Florida  
 David Klebonis Florida  
 Jonathan Armitage Georgia  
 Shaun Helmey Georgia  
 David Lamberth Georgia  
 Kyle Magee Georgia  
 Mark Thornhill Georgia  
 Andrew Green Kentucky  
 Jeff Meade Kentucky  
 Jason Wolfe Kentucky  
 Austin Madison Kentucky  
 Michael Paxton Kentucky  
 Christian Bourgeois LSU  
 Billy Brian LSU  
 Brad David LSU  
 David Miller LSU  
 Thomas Devon Morel LSU  
 Tim Nugent LSU  
 Wally Pontiff LSU  
 Chad Vaught LSU  
 Ronnie Goodwin Ole Miss  
 Burney Hutchinson Ole Miss  
 Lance Jones Ole Miss  
 Nathan Lyons Ole Miss  
 Craig Nugen Ole Miss  
 Joel Lyons Ole Miss  
 Clint Farrar Ole Miss  
 Jeff Cardozo Florida  
 Kevin Coleman Florida  
 Alex Hart Florida  
 David Klebonis Florida  
 Tom Potter Florida  
 Ryan Shealy Florida  
 Matt Siegel Florida  
 Karl Wiegandt Florida  
 Jon Armitage Georgia  
 Shaun Helmey Georgia  
 Kyle Magee Georgia  
 Mark Thornhill Georgia  
 Brad Whitfield Georgia  
 Matthew Woods Georgia  
 Seth Morris Kentucky  
 Brad Pickrell Kentucky  
 Vincent Harrison Kentucky  
 Austin Madison Kentucky  
 Joel Gooch Kentucky  
 Lance McKinster Kentucky  
 Brad David LSU  
 Justin Hill LSU  
 David Miller LSU  
 Tim Nugent LSU  
 Wally Pontiff LSU  
 Chad Vaught LSU  
 Josh Christian Ole Miss  
 Jon Dickens Ole Miss  
 Clint Farrar Ole Miss  
 Ronnie Goodwin Ole Miss  
 Burney Hutchinson Ole Miss  
 Lance Jones Ole Miss  
 Nathan Lyons Ole Miss  
 Matthew Brinson Mississippi State  
 Joey Collums Mississippi State  
 Steven Dowe Mississippi State  
 Cager Garner Mississippi State  
 J.T. Hardcastle Mississippi State  
 Brad Hutto Mississippi State  
 Phillip Willingham Mississippi State  
 Josh Wooten Mississippi State  
 Steven Bondurant South Carolina  
 Ernie Bascuas South Carolina  
 Rico Bravo South Carolina  
 Kip Bouknight South Carolina  
 Brennan Dees South Carolina  
 Trey Dyson South Carolina  
 Lee Gronkiewicz South Carolina  
 Jeremy Plexico South Carolina

Chris Plummer South Carolina  
 Matt Riddle South Carolina  
 Stephen Thomas South Carolina  
 Matt Wilson South Carolina  
 Hal Bibee Tennessee  
 Brandon Hopkins Tennessee  
 Ryan Moffett Tennessee  
 Rob Bedwell Vanderbilt  
 Adam Blue Vanderbilt  
 Jeff Little Vanderbilt  
 Chris Maultsby Vanderbilt  
 Taylor Childress Vanderbilt  
 Kenneth Dyer Vanderbilt  
 Ulises Cabrera Vanderbilt  
 Kyle Flubacker Vanderbilt  
 Kevin Geshke Vanderbilt  
 John Kaye Vanderbilt  
 Sean Luellwitz Vanderbilt  
 Karl Nonemaker Vanderbilt  
 John Prothro Vanderbilt  
 Brooks Rutledge Vanderbilt  
 Jay Smith Vanderbilt  
 Scott Vanderhoff Vanderbilt

Jon Dickens Ole Miss  
 Clint Farrar Ole Miss  
 Ronnie Goodwin Ole Miss  
 Burney Hutchinson Ole Miss  
 Lance Jones Ole Miss  
 Nathan Lyons Ole Miss  
 Matthew Brinson Mississippi State  
 Joey Collums Mississippi State  
 Steven Dowe Mississippi State  
 Cager Garner Mississippi State  
 J.T. Hardcastle Mississippi State  
 Brad Hutto Mississippi State  
 Phillip Willingham Mississippi State  
 Josh Wooten Mississippi State  
 Steven Bondurant South Carolina  
 Ernie Bascuas South Carolina  
 Rico Bravo South Carolina  
 Kip Bouknight South Carolina  
 Brennan Dees South Carolina  
 Trey Dyson South Carolina  
 Lee Gronkiewicz South Carolina  
 Jeremy Plexico South Carolina  
 Chris Plummer South Carolina  
 Matt Riddle South Carolina  
 Stephen Thomas South Carolina  
 Matt Wilson South Carolina  
 Hal Bibee Tennessee  
 Brandon Hopkins Tennessee  
 Ryan Moffett Tennessee  
 Rob Bedwell Vanderbilt  
 Adam Blue Vanderbilt  
 Jeff Little Vanderbilt  
 Chris Maultsby Vanderbilt  
 Taylor Childress Vanderbilt  
 Kenneth Dyer Vanderbilt  
 Ulises Cabrera Vanderbilt  
 Kyle Flubacker Vanderbilt  
 Kevin Geshke Vanderbilt  
 John Kaye Vanderbilt  
 Sean Luellwitz Vanderbilt  
 Karl Nonemaker Vanderbilt  
 John Prothro Vanderbilt  
 Brooks Rutledge Vanderbilt  
 Jay Smith Vanderbilt  
 Scott Vanderhoff Vanderbilt

Scott Woods Arkansas  
 Colby Paxton Auburn  
 Scott Schade Auburn  
 Josh Todd Auburn  
 Trent Wilson Auburn  
 David Bartelt Florida  
 Stephen Barton Florida  
 Tommy Boss Florida  
 Daniel Brooks Florida  
 Kevin Coleman Florida  
 Mario Garza Florida  
 Ben Harrison Florida  
 Alex Hart Florida  
 Ryan Kennedy Florida  
 David Klebonis Florida  
 Joe Mercadante Florida  
 Mike Pete Florida  
 Tom Potter Florida  
 Ryan Sadowski Florida  
 C.J. Smith Florida  
 Wes Swackhamer Florida  
 Ben Zeskind Florida  
 Jon Armitage Georgia  
 Chris Anderson Georgia  
 Matt Cavender Georgia  
 David Coffey Georgia  
 Kris Edge Georgia  
 Justin Holmes Georgia  
 Kyle Keen Georgia  
 Brad Mathews Georgia  
 Justin McClain Georgia  
 William Sartain Georgia  
 Chad Thornhill Georgia  
 Chris Webb Georgia  
 Matt Woods Georgia  
 Matthew Fritts Kentucky  
 Mark Galvin Kentucky  
 Andrew Levenson Kentucky  
 Brad Pickrell Kentucky  
 Gordon Tyler Kentucky  
 Michael Wade Kentucky  
 David Waespe Kentucky  
 Lukas Guidroz LSU  
 Weylin Guidry LSU  
 Justin Hill LSU  
 David Miller LSU  
 Wally Pontiff, Jr. LSU  
 Benjamin Scelfo LSU  
 Chad Vaught LSU  
 Josh Christian Ole Miss  
 Clint Farrar Ole Miss  
 Alan Horne Ole Miss  
 Burnell Hutchinson Ole Miss  
 Nathan Lyons Ole Miss  
 Glen Morris Ole Miss  
 Matthew Mossberg Ole Miss  
 J.R. Pickens Ole Miss  
 Drew Rogers Ole Miss  
 Matt Tolbert Ole Miss  
 Josh Abraham Mississippi State  
 Joey Collums Mississippi State  
 Steven Dowe Mississippi State  
 James Dykes Mississippi State  
 James Gant Mississippi State  
 Cager Garner Mississippi State  
 Joe Haney Mississippi State  
 Brian Johnson Mississippi State  
 Bradford Jones Mississippi State  
 Brent Lewis Mississippi State  
 Casey Long Mississippi State  
 Matthew Maniscalco Mississippi State  
 Todd Nicholas Mississippi State  
 Jacob Ociesca Mississippi State  
 Lee Parks Mississippi State  
 Saunders Ramsey Mississippi State  
 Craig Tatum Mississippi State  
 Josh Thoms Mississippi State  
 J.B. Tucker Mississippi State  
 Chris Young Mississippi State  
 Steven Bondurant South Carolina  
 Rico Bravo South Carolina

## 2002

Name	School
Aaron Clark	Alabama
Lance Cormier	Alabama
Scott Evans	Alabama
Robert Ferguson	Alabama
Casey Lambert	Alabama
Scott McClanahan	Alabama
Jeffrey Norris	Alabama
Grant Redding	Alabama
Matthew Whitaker	Alabama
Jeremy Vaughn	Alabama
Cody Clark	Arkansas
Jeff Fletcher	Arkansas
Clay Goodwin	Arkansas
Aaron Graves	Arkansas
Brett Hagedorn	Arkansas
Jeff Hoefler	Arkansas
Brian Kirby	Arkansas
Justin Leraris	Arkansas
Wes McCrotty	Arkansas
Josh Merryman	Arkansas
Jonathan Richmond	Arkansas
Andrew Wishy	Arkansas
Gabe Gross	Auburn
Mailon Kent	Auburn
Lynn Shoop	Auburn
Trent Wilson	Auburn
Jay Belflower	Florida
Jeff Cardozo	Florida
Kevin Coleman	Florida
Alex Hart	Florida
David Klebonis	Florida
Tom Potter	Florida
Ryan Shealy	Florida
Matt Siegel	Florida
Karl Wiegandt	Florida
Jon Armitage	Georgia
Shaun Helmey	Georgia
Kyle Magee	Georgia
Mark Thornhill	Georgia
Brad Whitfield	Georgia
Matthew Woods	Georgia
Seth Morris	Kentucky
Brad Pickrell	Kentucky
Vincent Harrison	Kentucky
Austin Madison	Kentucky
Joel Gooch	Kentucky
Lance McKinster	Kentucky
Brad David	LSU
Justin Hill	LSU
David Miller	LSU
Tim Nugent	LSU
Wally Pontiff	LSU
Chad Vaught	LSU
Josh Christian	Ole Miss
Jon Dickens	Ole Miss
Clint Farrar	Ole Miss
Ronnie Goodwin	Ole Miss
Burney Hutchinson	Ole Miss
Lance Jones	Ole Miss
Nathan Lyons	Ole Miss
Matthew Brinson	Mississippi State
Joey Collums	Mississippi State
Steven Dowe	Mississippi State
Cager Garner	Mississippi State
J.T. Hardcastle	Mississippi State
Brad Hutto	Mississippi State
Phillip Willingham	Mississippi State
Josh Wooten	Mississippi State
Steven Bondurant	South Carolina
Ernie Bascuas	South Carolina
Rico Bravo	South Carolina
Kip Bouknight	South Carolina
Brennan Dees	South Carolina
Trey Dyson	South Carolina
Lee Gronkiewicz	South Carolina
Jeremy Plexico	South Carolina
Chris Plummer	South Carolina
Matt Riddle	South Carolina
Stephen Thomas	South Carolina
Matt Wilson	South Carolina
Hal Bibee	Tennessee
Brandon Hopkins	Tennessee
Ryan Moffett	Tennessee
Rob Bedwell	Vanderbilt
Adam Blue	Vanderbilt
Jeff Little	Vanderbilt
Chris Maultsby	Vanderbilt
Taylor Childress	Vanderbilt
Kenneth Dyer	Vanderbilt
Ulises Cabrera	Vanderbilt
Kyle Flubacker	Vanderbilt
Kevin Geshke	Vanderbilt
John Kaye	Vanderbilt
Sean Luellwitz	Vanderbilt
Karl Nonemaker	Vanderbilt
John Prothro	Vanderbilt
Brooks Rutledge	Vanderbilt
Jay Smith	Vanderbilt
Scott Vanderhoff	Vanderbilt

## 2003

Name	School
Lance Cormier	Alabama
Beau Heard	Alabama
Eddie Ferguson	Alabama
Dewayne Marlowe	Alabama
Scott McClanahan	Alabama
Eric Mennen	Alabama
Jeffrey Norris	Alabama
Adam Pavkovich	Alabama
Grant Redding	Alabama
Gabe Scott	Alabama
Jared Woodward	Alabama
Charley Boyce	Arkansas
Clint Brannon	Arkansas
Scott Bridges	Arkansas
Cody Clark	Arkansas
Michael Conner	Arkansas
Jeff Fletcher	Arkansas
Jarrett Gardner	Arkansas
Clay Goodwin	Arkansas
Aaron Graves	Arkansas
Brett Hagedorn	Arkansas
Gary Hogan	Arkansas
Justin Leraris	Arkansas
James "Tigger" Lyles	Arkansas
Kirk McConnell	Arkansas
Josh Merryman	Arkansas
Justin Pomeroy	Arkansas
Jason Reynolds	Arkansas
Jon Richmond	Arkansas
Brady Toops	Arkansas
Luke R. Weatherford	Arkansas
Andrew Wishy	Arkansas

# HONORS



MISSISSIPPI STATE • MISSOURI • SOUTH CAROLINA • TENNESSEE • TEXAS A&M • VANDERBILT

Trey Dyson	South Carolina
Garris Gonce	South Carolina
Kevin Melillo	South Carolina
Yaron Peters	South Carolina
Landon Powell	South Carolina
Matt Riddle	South Carolina
Stephen Thomas	South Carolina
Steven Whetstone	South Carolina
Matt Wilson	South Carolina
Joey Andrews	Tennessee
Nick Crowe	Tennessee
Jordan Czarniecki	Tennessee
Robert Fitzgerald	Tennessee
Patrick Hicklen	Tennessee
Brandon Hopkins	Tennessee
Dusty Johnson	Tennessee
Chad LeGate	Tennessee
Ryan Moffett	Tennessee
Adam Smith	Tennessee
Dean Bennett	Vanderbilt
John Kaye	Vanderbilt
Sean Leullwitz	Vanderbilt
Jeffrey Little	Vanderbilt
Chris Maultsby	Vanderbilt
Karl Nonemaker	Vanderbilt
John Prothro	Vanderbilt
Jay Smith	Vanderbilt
Jeremy Sowers	Vanderbilt
Paul Stempel	Vanderbilt
Scott Vanderhoff	Vanderbilt
Matthew Zeller	Vanderbilt

## 2004

Name	School
David Ferazza	Alabama
Rocky Scelfo	Alabama
Gabe Scott	Alabama
Charley Boyce	Arkansas
Clint Brannon	Arkansas
Boyd Goodner	Arkansas
Clay Goodwin	Arkansas
Brett Hagedorn	Arkansas
Scott Hode	Arkansas
Trey Holloway	Arkansas
Brady Toops	Arkansas
Grant Cardwell	Auburn
Lee Carter	Auburn
Arnold Hughey	Auburn
Nick Hulling	Auburn
Colby Paxton	Auburn
David Bartelt	Florida
Tommy Boss	Florida
Matthew Cresap	Florida
Bo Dring	Florida
Ben Harrison	Florida
James Kubek	Florida
Darren O'Day	Florida
Michael Pete	Florida
Patrick Rumble	Florida
CJ Smith	Florida
Seth Steinhauer	Florida
Justin Holmes	Georgia
Winton Mays	Georgia
Ryan Pittmon	Georgia
Will Startup	Georgia
Chad Thornhill	Georgia
Rip Warren	Georgia
Chris Webb	Georgia
Matt Fritts	Kentucky
Mark Galvin	Kentucky
Kalen Gibson	Kentucky
Casey Gilvin	Kentucky
Adam Kunkel	Kentucky
Robert Levenson	Kentucky
James Rose	Kentucky
Craig Snipp	Kentucky
Seth Stanley	Kentucky
Steven Broschofsky	LSU
Jason Determann	LSU
Robert DiLiberto	LSU

Jordan Faircloth	LSU
Bryan Harris	LSU
John C. Holt	LSU
Matthew Horwath	LSU
Christopher McDougall	LSU
Lane Mestepey	LSU
Brandon Nall	LSU
Bruce Sprowl	LSU
Nick Stavinoha	LSU
Ryan Kuklinski	Ole Miss
Michael Wakefield	Ole Miss
Jon Crosby	Mississippi State
Brooks Dunn	Mississippi State
Eric Ebers	Mississippi State
Ryan Fesmire	Mississippi State
Ben Grisham	Mississippi State
Casey Hamilton	Mississippi State
Ryan Harbuck	Mississippi State
Brad Jones	Mississippi State
Tyler Jones	Mississippi State
Saunders Ramsey	Mississippi State
Tyler Scarbrough	Mississippi State
Daniel Tackett	Mississippi State
Craig Tatum	Mississippi State
Josh Thoms	Mississippi State
Chad Blackwell	South Carolina
Billy Buckner	South Carolina
David Gregg	South Carolina
John Gregory	South Carolina
Conor Lalor	South Carolina
Timothy McCarty	South Carolina
Kevin Melillo	South Carolina
Jonathan Parks	South Carolina
Landon Powell	South Carolina
Aaron Rawl	South Carolina
Steven Tolleson	South Carolina
Bryan Triplett	South Carolina
Joey Andrews	Tennessee
Trey Bridges	Tennessee
Brian Cleveland	Tennessee
Nick Crowe	Tennessee
Scot Drucker	Tennessee
Rob Fitzgerald	Tennessee
Patrick Hicklen	Tennessee
Luke Hochevar	Tennessee
Dusty Johnson	Tennessee
Todd Martin	Tennessee
Beau Massey	Tennessee
Ben Riley	Tennessee
Derek Tharpe	Tennessee
Michael Baxter	Vanderbilt
Aaron Garza	Vanderbilt
Carter Hawkins	Vanderbilt
Ryan Klosterman	Vanderbilt
Jensen Lewis	Vanderbilt
Tony Mansolino	Vanderbilt
Nicolas Pilkington	Vanderbilt
Ryan Rote	Vanderbilt
Worth Scott	Vanderbilt
Zach Simpson	Vanderbilt
Jeremy Sowers	Vanderbilt
Matt Zeller	Vanderbilt

## 2005

Name	School
Kenneth Brown	Alabama
Brent Carter	Alabama
Jordan Davis	Alabama
Doug Denson	Alabama
Matt Grooms	Alabama
Allen Rice	Alabama
Emeel Salem	Alabama
Gabe Scott	Alabama
Morrow Thomley	Alabama
Charley Boyce	Arkansas
James Gilbert	Arkansas
Clay Goodwin	Arkansas
Scott Hode	Arkansas
Trey Holloway	Arkansas
Lee Land	Arkansas

Brian McLelland	Arkansas
Josh Smith	Arkansas
Brian Walker	Arkansas
Theodore Bryant	Auburn
Grant Cardwell	Auburn
Dennis	Auburn
Michael Hnytko	Auburn
Derek Sain	Auburn
Carson Bassett	Florida
Tommy Boss	Florida
Daniel Brooks	Florida
Adam Davis	Florida
Connor Falkenbach	Florida
Matthew Fuchs	Florida
Brandon McArthur	Florida
Darren O'Day	Florida
Michael Pete	Florida
Greg Quatrino	Florida
Seth Steinhauer	Florida
Brooks Brown	Georgia
Joey Carroll	Georgia
Johnny Dobbs	Georgia
Winton Mays	Georgia
Adam McDaniel	Georgia
Matt Olson	Georgia
Matt Robbins	Georgia
Will Startup	Georgia
Brock Baber	Kentucky
Steven Deaton	Kentucky
Matt Fritts	Kentucky
Kalen Gibson	Kentucky
William Grace	Kentucky
Adam Revelette	Kentucky
Matthew Robinson	Kentucky
James Schmidt	Kentucky
Brad Bass	LSU
Steven Broschofsky	LSU
Chase Dardar	LSU
William Davis	LSU
Jason Determann	LSU
Jordan Faircloth	LSU
Bryan Harris	LSU
Lane Mestepey	LSU
Brandon Nall	LSU
Bruce Sprowl	LSU
Nicholas Stavinoha	LSU
Thomas Baumgardner	Ole Miss
Travis Bogue	Ole Miss
Peyton Farr	Ole Miss
Stephen Head	Ole Miss
Justin Henry	Ole Miss
Alexander Kliman	Ole Miss
Alexander Presley	Ole Miss
Michael Wakefield	Ole Miss
Jeremiah Boling	Mississippi State
Jeff Crawford-Butts	Mississippi State
Wyn Diggs	Mississippi State
Brooks Dunn	Mississippi State
Eric Ebers	Mississippi State
Ben Grisham	Mississippi State
Josh Johnson	Mississippi State
Brad Jones	Mississippi State
Bunky Kateon	Mississippi State
Alex McIntosh	Mississippi State
Justin Pigott	Mississippi State
Saunders Ramsey	Mississippi State
Jeffrey Rea	Mississippi State
Matt Richardson	Mississippi State
Michael Rutledge	Mississippi State
Daniel Tackett	Mississippi State
Andy Wilson	Mississippi State
Forrest Beverly	South Carolina
Andrew Cruse	South Carolina
Philip Disher	South Carolina
Joseph Fiddle	South Carolina
Neil Giesler	South Carolina
David Gregg	South Carolina
John Gregory	South Carolina
Kristin Hall	South Carolina
Conor Lalor	South Carolina
Daniel Luczak	South Carolina

Brent Marsh	South Carolina
Timothy McCarty	South Carolina
Joshua McDonald	South Carolina
Ian Paxton	South Carolina
Aaron Rawl	South Carolina
Steven Reinhold	South Carolina
Steven Tolleson	South Carolina
Joey Andrews	Tennessee
Trey Bridges	Tennessee
Craig Cobb	Tennessee
Rob Fitzgerald	Tennessee
Chase Headley	Tennessee
Luke Hochevar	Tennessee
Michael Kerfeld	Tennessee
Mike Baxter	Vanderbilt
Aaron Garza	Vanderbilt
Carter Hawkins	Vanderbilt
Warner Jones	Vanderbilt
Bill Kleinschrodt	Vanderbilt
Tony Mansolino	Vanderbilt
Greg Moviel	Vanderbilt
Nick Pilkington	Vanderbilt
Ryan Rote	Vanderbilt
Rucker Taylor	Vanderbilt

## 2006

Name	School
Kenneth Brown	Alabama
Jordan Davis	Alabama
Wade LeBlanc	Alabama
Spencer Pennington	Alabama
Emeel Salem	Alabama
Kody Valverde	Alabama
Charley Boyce	Arkansas
Jake Dugger	Arkansas
James Gilbert	Arkansas
Chris Hollensworth	Arkansas
Trey Holloway	Arkansas
Brian McLelland	Arkansas
Shaun Seibert	Arkansas
Josh Smith	Arkansas
Brian Walker	Arkansas
Matt Willard	Arkansas
Josh Blake	Auburn
Grant Cardwell	Auburn
Andrew Hall	Auburn
Clarence Nicely	Auburn
Stephen Barton	Florida
Carson Bassett	Florida
Brett Bentley	Florida
Daniel Brooks	Florida
Matthew Gaski	Florida
Nate Helms	Florida
Jared Kubin	Florida
Brandon McArthur	Florida
Darren O'Day	Florida
Greg Quatrino	Florida
Chris Woods	Florida
Tommy Wynn	Florida
Joey Carroll	Georgia
Robert Felmy	Georgia
Josh Fields	Georgia
Adam McDaniel	Georgia
Matthew Olson	Georgia
Matt Robbins	Georgia
Miles Starr	Georgia
Rip Warren	Georgia
Andrew Albers	Kentucky
Michael Brown	Kentucky
Collin Cowgill	Kentucky
Greg Dombrowski	Kentucky
Troy Ragle	Kentucky
Adam Revelette	Kentucky
Matthew Robinson	Kentucky
Thomas Warner	Kentucky
Steven Broschofsky	LSU
Christopher Cahill	LSU
Chase Dardar	LSU
Michael Hollander	LSU
Derik Olvey	LSU



# HONORS

ALABAMA • ARKANSAS • AUBURN • FLORIDA • GEORGIA • KENTUCKY • LSU • OLE MISS

Nicholas Pontiff LSU  
 Charles Simon LSU  
 Bruce Sproll LSU  
 Gerard Victoriano LSU  
 Steven Waguespack LSU  
 JoJo Tann Ole Miss  
 Tommy Baumgardner Ole Miss  
 Alex Presley Ole Miss  
 Alex Kliman Ole Miss  
 Brett Bukvich Ole Miss  
 Thomas Berkery Mississippi State  
 Brett Cleveland Mississippi State  
 Wyn Diggs Mississippi State  
 Brooks Dunn Mississippi State  
 Edward Easley Mississippi State  
 Nick Hardy Mississippi State  
 Joseph Hunter Mississippi State  
 Brad Jones Mississippi State  
 Bunky Kateon Mississippi State  
 Jared Koon Mississippi State  
 John Lalor Mississippi State  
 Brooks Lewis Mississippi State  
 Joseph McCaskill Mississippi State  
 Alex McIntosh Mississippi State  
 Mitch Moreland Mississippi State  
 Mark Muzzi Mississippi State  
 Justin Pigott Mississippi State  
 Jeffrey Rea Mississippi State  
 Matt Richardson Mississippi State  
 Michael Rutledge Mississippi State  
 Andy Wilson Mississippi State  
 Forrest Beverly South Carolina  
 Chris Brown South Carolina  
 Andrew Cruse South Carolina  
 Neil Giesler South Carolina  
 Robbie Grinestaff South Carolina  
 Harris Honeycutt South Carolina  
 Cheyne Hurst South Carolina  
 Trent Kline South Carolina  
 Connor Lalor South Carolina  
 Daniel Luczak South Carolina  
 Ian Paxton South Carolina  
 Steven Reinhold South Carolina  
 Craig Thomas South Carolina  
 Brandon Todd South Carolina  
 Julio Borbon Tennessee  
 Craig Cobb Tennessee  
 Ty Pryor Tennessee  
 Matt Buschmann Vanderbilt  
 Cody Crowell Vanderbilt  
 Ryan Davis Vanderbilt  
 Greg Del George Vanderbilt  
 Alex Feinberg Vanderbilt  
 Brad French Vanderbilt  
 Carter Hawkins Vanderbilt  
 Greg Moviel Vanderbilt  
 Shea Robin Vanderbilt  
 Rucker Taylor Vanderbilt

Jesse Todd Arkansas  
 Ben Tschepikow Arkansas  
 Brian Walker Arkansas  
 Matt "Duke" Welker Arkansas  
 Michael Wild Arkansas  
 Matt Willard Arkansas  
 Josh Blake Auburn  
 Blake Carver Auburn  
 Christopher Dennis Auburn  
 Benjamin Jones Auburn  
 Philip Stringer Auburn  
 Avery Barnes Florida  
 Brett Bentley Florida  
 Michael Branham Florida  
 Teddy Foster Florida  
 Kris Gawriluk Florida  
 Jared Kubin Florida  
 Matt LaPorta Florida  
 Brandon McArthur Florida  
 Chris Petrie Florida  
 Clayton Pisani Florida  
 Austin Pride Florida  
 Bo Smith Florida  
 Patrick Thompson Florida  
 Cody Wheeler Florida  
 Tommy Wynn Florida  
 Gordon Beckham Georgia  
 Trevor Holder Georgia  
 Justin Holloway Georgia  
 Jason Leaver Georgia  
 Adam McDaniel Georgia  
 Matt Olson Georgia  
 Ryan Peisel Georgia  
 Miles Starr Georgia  
 Andrew Albers Kentucky  
 Brock Baber Kentucky  
 Sean Coughlin Kentucky  
 Collin Cowgill Kentucky  
 Antonio DeJesus Kentucky  
 Greg Dombrowski Kentucky  
 Tyler Howe Kentucky  
 Marcus Nidiffer Kentucky  
 Anthony Ottrando Kentucky  
 Troy Ragle Kentucky  
 Daniel Reale Kentucky  
 Brian Spear Kentucky  
 Thomas Warner Kentucky  
 Brock Wright Kentucky  
 Jared Bradford LSU  
 Steven Broschofsky LSU  
 William Davis LSU  
 Kevin Farnsworth LSU  
 Jeffrey Garidel LSU  
 Cade Gautreau LSU  
 Michael Hollander LSU  
 Nicholas Pontiff Ole Miss  
 Thomas Flautt Ole Miss  
 Alex Kliman Ole Miss  
 Jacob Mills Ole Miss  
 Jesse Simpson Ole Miss  
 Fuller Smith Ole Miss  
 JoJo Tann Ole Miss  
 Ricky Bowen Mississippi State  
 Jesse Carver Mississippi State  
 Wyn Diggs Mississippi State  
 Edward Easley Mississippi State  
 Nick Hardy Mississippi State  
 Cade Hoggard Mississippi State  
 Drew Hollinghead Mississippi State  
 Jared Koon Mississippi State  
 John Lalor Mississippi State  
 Matt Lea Mississippi State  
 Brooks Lewis Mississippi State  
 Mitch Moreland Mississippi State  
 Justin Pigott Mississippi State  
 Jeffrey Rea Mississippi State  
 Andy Rice Mississippi State  
 Matt Richardson Mississippi State  
 Michael Rutledge Mississippi State  
 Russ Sneed Mississippi State  
 Aaron Weatherford Mississippi State

Andy Wilson Mississippi State  
 William Atwood South Carolina  
 Jay Brown South Carolina  
 Michael Cisco South Carolina  
 Jordan Costner South Carolina  
 James Darnell South Carolina  
 Kyle Enders South Carolina  
 Nick Godwin South Carolina  
 Cheyne Hurst South Carolina  
 Trent Kline South Carolina  
 Connor Lalor South Carolina  
 DeAngelo Mack South Carolina  
 Andrew Martin South Carolina  
 Jonathan Rattledge South Carolina  
 Steven Reinhold South Carolina  
 Craig Thomas South Carolina  
 Sean Wideberg South Carolina  
 Julio Borbon Tennessee  
 Craig Cobb Tennessee  
 Michael Moore Tennessee  
 Ryne Simpson Tennessee  
 Zane Stone Tennessee  
 Adam Cronk Vanderbilt  
 Cody Crowell Vanderbilt  
 Jason Cunningham Vanderbilt  
 Ryan Davis Vanderbilt  
 Alex Feinberg Vanderbilt  
 Brad French Vanderbilt  
 Carter Hawkins Vanderbilt  
 Brett Jacobson Vanderbilt  
 Tyler Rhoden Vanderbilt  
 Shea Robin Vanderbilt

Gordon Beckham Georgia  
 Matthew Cerione Georgia  
 Stephen Dodson Georgia  
 Steven Esmonde Georgia  
 John Herman Georgia  
 Trevor Holder Georgia  
 Jason Leaver Georgia  
 Alex McRee Georgia  
 Nick Montgomery Georgia  
 Robert O'Bryan Georgia  
 Matt Olson Georgia  
 Ryan Peisel Georgia  
 Miles Starr Georgia  
 Ryan Woolley Georgia  
 Andrew Albers Kentucky  
 Brock Baber Kentucky  
 Kevin Bishop Kentucky  
 Sawyer Carroll Kentucky  
 Collin Cowgill Kentucky  
 Greg Dombrowski Kentucky  
 Tyler Howe Kentucky  
 Jonathan Huff Kentucky  
 Chris McClendon Kentucky  
 Marcus Nidiffer Kentucky  
 James Paxton Kentucky  
 Brian Spear Kentucky  
 Brian Suerdick Kentucky  
 Clint Tilford Kentucky  
 Thomas Warner Kentucky  
 Gregory Wright Kentucky  
 Jesse Yano Kentucky  
 Kyle Beerbohm LSU  
 Paul Bertuccini LSU  
 Jared Bradford LSU  
 Ryan Byrd LSU  
 Matthew Clark LSU  
 Kevin Farnsworth LSU  
 Matthew Gaudet LSU  
 Martin Haydel LSU  
 Michael Hollander LSU  
 Jason Lewis LSU  
 Blake Martin LSU  
 Nicholas Pontiff LSU  
 Ryan Schimpf LSU  
 Ryan Verdugo LSU  
 Nathan Baker Ole Miss  
 Scott Bittle Ole Miss  
 Justin Cryer Ole Miss  
 Thomas Flautt Ole Miss  
 Scott Haltom Ole Miss  
 Jordan Henry Ole Miss  
 Michael Hubbard Ole Miss  
 Cullan Kight Ole Miss  
 David Kindred Ole Miss  
 Lance Lynn Ole Miss  
 Rory McKeane Ole Miss  
 Zachary Miller Ole Miss  
 Kyle Mills Ole Miss  
 Jacob Morgan Ole Miss  
 Cody Satterwhite Ole Miss  
 Jeremy Travis Ole Miss  
 Ricky Bowen Mississippi State  
 Jet Butler Mississippi State  
 Jesse Carver Mississippi State  
 Will Coggin Mississippi State  
 Scott DeLoach Mississippi State  
 Nick Hardy Mississippi State  
 Cade Hoggard Mississippi State  
 Grant Hogue Mississippi State  
 Drew Hollinghead Mississippi State  
 Greg Houston Mississippi State  
 Jared Koon Mississippi State  
 John Lalor Mississippi State  
 Brooks Lewis Mississippi State  
 Tyler Moore Mississippi State  
 Jason Nappi Mississippi State  
 Justin Pigott Mississippi State  
 Conner Powers Mississippi State  
 Ryan Powers Mississippi State  
 Russ Sneed Mississippi State  
 Lee Swindle Mississippi State

## 2008

Name	School
Brock Bennett	Alabama
John B. Clark	Alabama
Vincent DiFazio	Alabama
Del Howell	Alabama
Brandon May	Alabama
Tyler Odle	Alabama
Robert Phares	Alabama
Will Stroup	Alabama
Jeff Texada	Alabama
Mike Bolsinger	Arkansas
Casey Coon	Arkansas
Andrew Darr	Arkansas
Thomas Hauskey	Arkansas
Travis Hill	Arkansas
Scott Limbocker	Arkansas
Scott Lyons	Arkansas
Sam Murphy	Arkansas
Chad Pierce	Arkansas
Shaun Seibert	Arkansas
Tim Smalling	Arkansas
Cliff Springston	Arkansas
Ben Tschepikow	Arkansas
Justin Wells	Arkansas
Paul Burnside	Auburn
Evan Crawford	Auburn
Jamie Drinkard	Auburn
Michael Hurst	Auburn
Benjamin Jones	Auburn
Bryson Barber	Florida
Avery Barnes	Florida
Brett Bentley	Florida
Billy Bullock	Florida
Kevin Chapman	Florida
Tony Davis	Florida
Matt den Dekker	Florida
Josh Edmondson	Florida
Cole Figueroa	Florida
Teddy Foster	Florida
Jake Hicks	Florida
Patrick Keating	Florida
Brandon McArthur	Florida
Jonathan Pigott	Florida
Clayton Pisani	Florida
Hampton Tignor	Florida
Jon Townsend	Florida

## 2007

Name	School
Vin DiFazio	Alabama
Emeel Salem	Alabama
Will Stroup	Alabama
Brandon Barr	Arkansas
Casey Coon	Arkansas
Jake Dugger	Arkansas
Logan Forsythe	Arkansas
James Gilbert	Arkansas
Danny Hamblin	Arkansas
Thomas Hauskey	Arkansas
Travis Hill	Arkansas
Sean Jones	Arkansas
Jacob Julius	Arkansas
Brian McLelland	Arkansas
Zachary Miller	Arkansas
Stephen Robison	Arkansas
Nick Schmidt	Arkansas
Brad Secrist	Arkansas
Shaun Seibert	Arkansas



# HONORS



MISSISSIPPI STATE • MISSOURI • SOUTH CAROLINA • TENNESSEE • TEXAS A&M • VANDERBILT

Aaron Weatherford	Mississippi State
Tyler Whitney	Mississippi State
Andy Wilson	Mississippi State
Parker Bangs	South Carolina
Jay Brown	South Carolina
Michael Cisco	South Carolina
Jordan Costner	South Carolina
James Darnell	South Carolina
Sam Dyson	South Carolina
Kyle Enders	South Carolina
Reese Havens	South Carolina
Harley Lail	South Carolina
Tyler Musselwhite	South Carolina
Craig Thomas	South Carolina
Brandon Todd	South Carolina
Sean Wideberg	South Carolina
Daniel Beasley	Tennessee
Steve Crnkovich	Tennessee
Shawn Griffin	Tennessee
Nick Hernandez	Tennessee
Michael Moore	Tennessee
Tanner Moore	Tennessee
Bryan Morgado	Tennessee
Bryan Powell	Tennessee
Ryne Simpson	Tennessee
Zane Stone	Tennessee
Russell Brewer	Vanderbilt
Nick Christiani	Vanderbilt
Adam Cronk	Vanderbilt
Jason Cunningham	Vanderbilt
Alex Feinberg	Vanderbilt
Brad French	Vanderbilt
Richie Goodenow	Vanderbilt
Parker Hanks	Vanderbilt
Brian Harris	Vanderbilt
Alex Hilliard	Vanderbilt
Brett Jacobson	Vanderbilt
Mark Lamm	Vanderbilt
Mikie Minor	Vanderbilt
Shea Robin	Vanderbilt
Steven Schwartz	Vanderbilt
Jordan Wormsley	Vanderbilt

Hampton Tignor	Florida
Steve Esmonde	Georgia
Justin Grimm	Georgia
Trevor Holder	Georgia
Jason Leaver	Georgia
Alex McRee	Georgia
Robbie O'Bryan	Georgia
Miles Starr	Georgia
Tyler Daugherty	Kentucky
Jonathan Huff	Kentucky
Mike Kaczmarek	Kentucky
James Paxton	Kentucky
Clint Tilford	Kentucky
Thomas Wade	Kentucky
Paul Bertuccini	LSU
Daniel Bradshaw	LSU
Nolan Cain	LSU
Kevin Farnsworth	LSU
Micah Gibbs	LSU
Martin Haydel	LSU
Spencer Mathews	LSU
Christopher McGhee	LSU
Nicholas Pontiff	LSU
Austin Ross	LSU
Ryan Schimpf	LSU
Scott Bittle	Ole Miss
Brett Bukvich	Ole Miss
Tim Ferguson	Ole Miss
Michael Hubbard	Ole Miss
Cullan Kight	Ole Miss
Rory McKean	Ole Miss
Zach Miller	Ole Miss
Jake Morgan	Ole Miss
David Phillips	Ole Miss
Matt Tracy	Ole Miss
Cliff Vaughn	Ole Miss
Ricky Bowen	Mississippi State
Brent Brownlee	Mississippi State
Michael Busby	Mississippi State
Justin Bussey	Mississippi State
Jet Butler	Mississippi State
Ryan Collins	Mississippi State
Scott DeLoach	Mississippi State
Nick Hardy	Mississippi State
Grant Hogue	Mississippi State
Drew Hollinghead	Mississippi State
Greg Houston	Mississippi State
Brooks Lewis	Mississippi State
Forrest Moore	Mississippi State
Jason Nappi	Mississippi State
Paxton Pace	Mississippi State
Conner Powers	Mississippi State
Russ Sneed	Mississippi State
Jared Wesson	Mississippi State
Tyler Whitney	Mississippi State
Parker Bangs	South Carolina
Jesse Barbaro	South Carolina
Jay Brown	South Carolina
Alex Burrell	South Carolina
Will Casey	South Carolina
Jordan Costner	South Carolina
Graham Couch	South Carolina
Kyle Enders	South Carolina
Whit Merrifield	South Carolina
Brandon Miller	South Carolina
Steven Neff	South Carolina
Jordan Propst	South Carolina
Casey Rihn	South Carolina
Richard Royal	South Carolina
Brady Thomas	South Carolina
Craig Thomas	South Carolina
Scott Thomas	South Carolina
Cody Brown	Tennessee
Steve Crnkovich	Tennessee
Cody Hawn	Tennessee
Nick Hernandez	Tennessee
Mike Moore	Tennessee
Bryan Morgado	Tennessee
Ryne Simpson	Tennessee
Sean Bierman	Vanderbilt
Ben Blanton	Vanderbilt

Russell Brewer	Vanderbilt
Nick Christiani	Vanderbilt
Caleb Cotham	Vanderbilt
Drew Fann	Vanderbilt
Drew Hayes	Vanderbilt
Alex Hilliard	Vanderbilt
Mark Lamm	Vanderbilt
Steven Liddle	Vanderbilt
Chase Reid	Vanderbilt
Kellen St. Luce	Vanderbilt
Jordan Wormsley	Vanderbilt

Austin Ross	LSU
Kyle Barbeck	Ole Miss
Eric Callender	Ole Miss
Tim Ferguson	Ole Miss
Scott Haltom	Ole Miss
Taylor Hashman	Ole Miss
Taylor Hightower	Ole Miss
Brett Huber	Ole Miss
Rory McKean	Ole Miss
Zach Miller	Ole Miss
Jake Morgan	Ole Miss
Jon Andy Scott	Ole Miss
Cliff Vaughn	Ole Miss
Blair Wright	Ole Miss
Luke Adkins	Mississippi State
Brent Brownlee	Mississippi State
Justin Bussey	Mississippi State
Jet Butler	Mississippi State
Corey Collins	Mississippi State
Cody Freeman	Mississippi State
Greg Houston	Mississippi State
Trey Johnson	Mississippi State
Conner Powers	Mississippi State
Nick Routt	Mississippi State
Jaron Shepherd	Mississippi State
Russ Sneed	Mississippi State
Wesley Thigpen	Mississippi State
Tyler Whitney	Mississippi State
Austin Ashmore	South Carolina
Scott Limbocker	Arkansas
James McCann	Arkansas
Sam Murphy	Arkansas
Jordan Pratt	Arkansas
Zachary G. Blatt	Auburn
Daniel Gamache	Auburn
Justin Hargett	Auburn
Austin Hubbard	Auburn
Jon L. Jacobs	Auburn
Cory A. Luckie	Auburn
Jeffrey H. Morris	Auburn
Christopher O'Neil	Auburn
Kevin Patterson	Auburn
Matt Campbell	Florida
Greg Larson	Florida
Alex Panteliadis	Florida
Daniel Pigott	Florida
Justin Poovey	Florida
Jandy Rosabal	Florida
Hampton Tignor	Florida
Jerico Weitzel	Florida
Steve Esmonde	Georgia
John Herman	Georgia
Levi Hyams	Georgia
Zach Laughlin	Georgia
Lance Martin	Georgia
Colby May	Georgia
Alex McRee	Georgia
Robbie O'Bryan	Georgia
Michael Palazzone	Georgia
Kevin Ruiz	Georgia
Taylor Black	Kentucky
Sean Bouthilette	Kentucky
Andy Burns	Kentucky
T.J. Daugherty	Kentucky
Cory Farris	Kentucky
Chase Greene	Kentucky
Kyle Jackson	Kentucky
Mike Kaczmarek	Kentucky
Braden Kapteyn	Kentucky
Alex Meyer	Kentucky
Marcus Nidiffer	Kentucky
Keenan Wiley	Kentucky
Chad Wright	Kentucky
Paul Bertuccini	LSU
Daniel Bradshaw	LSU
John Dishon	LSU
Matthew Fury	LSU
Matthew Gaudet	LSU
Michael Lowery	LSU
Matty Ott	LSU
Anthony Ranaudo	LSU

## 2010

Name	School
Taylor Dugas	Alabama
Brandt Hendricks	Alabama
Clay Jones	Alabama
Jon Kelton	Alabama
David Kindred	Alabama
Jimmy Nelson	Alabama
Josh Rutledge	Alabama
Chris Smelley	Alabama
John David Smelser	Alabama
Cal Tinsley	Alabama
Jason Townsend	Alabama
Brett Whitaker	Alabama
Zack Cox	Arkansas
Geoffrey Davenport	Arkansas
Scott Limbocker	Arkansas
James McCann	Arkansas
Sam Murphy	Arkansas
Jordan Pratt	Arkansas
Zachary G. Blatt	Auburn
Daniel Gamache	Auburn
Justin Hargett	Auburn
Austin Hubbard	Auburn
Jon L. Jacobs	Auburn
Cory A. Luckie	Auburn
Jeffrey H. Morris	Auburn
Christopher O'Neil	Auburn
Kevin Patterson	Auburn
Matt Campbell	Florida
Greg Larson	Florida
Alex Panteliadis	Florida
Daniel Pigott	Florida
Justin Poovey	Florida
Jandy Rosabal	Florida
Hampton Tignor	Florida
Jerico Weitzel	Florida
Steve Esmonde	Georgia
John Herman	Georgia
Levi Hyams	Georgia
Zach Laughlin	Georgia
Lance Martin	Georgia
Colby May	Georgia
Alex McRee	Georgia
Robbie O'Bryan	Georgia
Michael Palazzone	Georgia
Kevin Ruiz	Georgia
Taylor Black	Kentucky
Sean Bouthilette	Kentucky
Andy Burns	Kentucky
T.J. Daugherty	Kentucky
Cory Farris	Kentucky
Chase Greene	Kentucky
Kyle Jackson	Kentucky
Mike Kaczmarek	Kentucky
Braden Kapteyn	Kentucky
Alex Meyer	Kentucky
Marcus Nidiffer	Kentucky
Keenan Wiley	Kentucky
Chad Wright	Kentucky
Paul Bertuccini	LSU
Daniel Bradshaw	LSU
John Dishon	LSU
Matthew Fury	LSU
Matthew Gaudet	LSU
Michael Lowery	LSU
Matty Ott	LSU
Anthony Ranaudo	LSU

## 2009

Name	School
Scott Hays	Alabama
Wes Henderson	Alabama
Clay Jones	Alabama
Jon Kelton	Alabama
Brandon May	Alabama
Kyle Moore	Alabama
Tyler Odle	Alabama
Josh Rutledge	Alabama
Jacob Smith	Alabama
Joseph Tinsley	Alabama
Ryan Cisterna	Arkansas
Andrew Darr	Arkansas
Tom Hauskey	Arkansas
Christian Kowalchuk	Arkansas
Scott Limbocker	Arkansas
Scott Lyons	Arkansas
Sam Murphy	Arkansas
Stephen Richards	Arkansas
Travis Sample	Arkansas
Justin Wells	Arkansas
Justin Hargett	Auburn
Austin Hubbard	Auburn
Michael Hurst	Auburn
Jon Luke Jacobs	Auburn
Ryan Jenkins	Auburn
Ben Jones	Auburn
Cory Luckie	Auburn
Chris O'Neil	Auburn
Kevin Patterson	Auburn
Avery Barnes	Florida
Kevin Chapman	Florida
Tony Davis	Florida
Teddy Foster	Florida
Clayton Pisani	Florida
Justin Poovey	Florida

## 2011

Name	School
Taylor Dugas	Alabama
Hunter Gregory	Alabama
Brandt Hendricks	Alabama
Jon Kelton	Alabama
David Kindred	Alabama
Jared Reaves	Alabama
Brett Whitaker	Alabama



# HONORS



MISSISSIPPI STATE • MISSOURI • SOUTH CAROLINA • TENNESSEE • TEXAS A&M • VANDERBILT

Kyle Farmer Georgia  
 Curtis Powell Georgia  
 Ross Ripple Georgia  
 Brandon Stephens Georgia  
 Thomas Bernal Kentucky  
 Austin Cousino Kentucky  
 Jerad Grundy Kentucky  
 Max Kuhn Kentucky  
 Corey Littrell Kentucky  
 Sam Mahar Kentucky  
 Taylor Martin Kentucky  
 Paul McConkey Kentucky  
 AJ Reed Kentucky  
 Matt Reid Kentucky  
 Jacob Russell Kentucky  
 Zach Strecker Kentucky  
 Micheal Thomas Kentucky  
 Lucas Witt LSU  
 Kevin Berry LSU  
 Brent Bouvillain LSU  
 Joey Bourgeois LSU  
 Christopher Cotton LSU  
 Nathan Fury LSU  
 Mason Katz LSU  
 William LaMarche LSU  
 Kurt McCune LSU  
 Sean McMullen LSU  
 Raphael Rhymes LSU  
 Nicholas Rumbelow LSU  
 Christopher Sciambra LSU  
 Casey Yocom Ole Miss  
 Will Allen Ole Miss  
 Scott Ashford Ole Miss  
 Tanner Bailey Ole Miss  
 Austin Blunt Ole Miss  
 Hawtin Buchanan Ole Miss  
 John Gatlin Ole Miss  
 Aaron Greenwood Ole Miss  
 Brett Huber Ole Miss  
 Will Jamison Ole Miss  
 Austin Knight Ole Miss  
 Tanner Mathis Ole Miss  
 Mike Mayers Ole Miss  
 Jake Overbey Ole Miss  
 Sam Smith Ole Miss  
 Stuart Turner Ole Miss  
 Scott Weathersby Ole Miss  
 Lance Wilson Ole Miss  
 Nick Ammirati Mississippi State  
 Ben Bracewell Mississippi State  
 CT Bradford Mississippi State  
 Matthew Britton Mississippi State  
 Preston Brown Mississippi State  
 Trevor Fitts Mississippi State  
 Nick Flair Mississippi State  
 Adam Frazier Mississippi State  
 Sam Frost Mississippi State  
 Tyler Fullerton Mississippi State  
 Chad Girodo Mississippi State  
 Kendall Graveman Mississippi State  
 Jonathan Holder Mississippi State  
 Jacob Lindgren Mississippi State  
 Evan Mitchell Mississippi State  
 Ross Mitchell Mississippi State  
 Daryl Norris Mississippi State  
 Luis Pollorena Mississippi State  
 Trey Porter Mississippi State  
 Wes Rea Mississippi State  
 Hunter Renfroe Mississippi State  
 Mitch Slaughter Mississippi State  
 Brandon Woodruff Mississippi State  
 Justin Byrd Missouri  
 Brannon Champagne Missouri  
 Brett Graves Missouri  
 Jake Ivory Missouri  
 Jace James Missouri  
 Kendall Keeton Missouri  
 Dylan Kelly Missouri  
 John Miles Missouri  
 Nick Moore Missouri  
 Dane Opel Missouri

Patrick Quintanilla Missouri  
 Nolan Belcher South Carolina  
 LB Dantzer South Carolina  
 Tanner English South Carolina  
 Vince Fiori South Carolina  
 Grayson Greiner South Carolina  
 Josh Knab South Carolina  
 Kyle Martin South Carolina  
 Jordan Montgomery South Carolina  
 Erik Payne South Carolina  
 Dante Rosenberg South Carolina  
 Graham Saiko South Carolina  
 Alex Satterfield South Carolina  
 Patrick Sullivan South Carolina  
 Sean Sullivan South Carolina  
 Chase Vergason South Carolina  
 Tyler Webb South Carolina  
 Ethan Bennett Tennessee  
 Jason Manis Tennessee  
 Eric Martin Tennessee  
 Dalton Saberhagen Tennessee  
 Nick Williams Tennessee  
 Andy Yates Tennessee  
 Patrick Michon Texas A&M  
 Troy Stein Texas A&M  
 Matthew Kent Texas A&M  
 Blake Allemmand Texas A&M  
 Kyle Martin Texas A&M  
 Daniel Mengden Texas A&M  
 Will Cooper Vanderbilt  
 Conrad Gregor Vanderbilt  
 Connor Harrell Vanderbilt  
 Andrew Harris Vanderbilt  
 Chris Harvey Vanderbilt  
 Tony Kemp Vanderbilt  
 Keenan Kolinsky Vanderbilt  
 Drew Johnston Luna Jr. Vanderbilt  
 Jack Lupo Vanderbilt  
 Joel McKeithan Vanderbilt  
 Brian Miller Vanderbilt  
 Jared Miller Vanderbilt  
 Spencer Navin Vanderbilt  
 Adam Ravenelle Vanderbilt  
 Mike Yastrzemski Vanderbilt  
 Kevin Ziomek Vanderbilt

## 2014

Name	School
Cary Baxter	Alabama
Riley Colburn	Alabama
Steven Cole	Alabama
Mitch Greer	Alabama
Tucker Hawley	Alabama
Jonathan Hess	Alabama
Ben Moore	Alabama
Mike Oczypok	Alabama
Kyle Overstreet	Alabama
Taylor Poe	Alabama
Georgie Salem	Alabama
Spencer Turnbull	Alabama
Wade Wass	Alabama
J.C. Wilhite	Alabama
Eric Fisher	Arkansas
Colin Poche	Arkansas
Garrett Rucker	Arkansas
Joe Serrano	Arkansas
Tyler Spoon	Arkansas
Robert Wernes	Arkansas
Brett Binning	Auburn
Trey Cochran-Gill	Auburn
Kevin Davis	Auburn
Jordan Ebert	Auburn
Sam Gillikin	Auburn
Damon Haecker	Auburn
Cole Lipscomb	Auburn
Blake Logan	Auburn
Michael O'Neal	Auburn
Patrick Savage	Auburn
J.J. Shaffer	Auburn
Connor Short	Auburn

Keegan Thompson Auburn  
 Derek Varnadore Auburn  
 Mike Fahrman Florida  
 Ryan Harris Florida  
 Richie Martin Florida  
 Zack Powers Florida  
 Bobby Poyner Florida  
 Justin Shafer Florida  
 Corey Stump Florida  
 Josh Tobias Florida  
 Danny Young Florida  
 Hunter Cole Georgia  
 Grant Earls Georgia  
 David Gonzalez Georgia  
 Taylor Hicks Georgia  
 Michael Mancuso Georgia  
 Sean McLaughlin Georgia  
 Pete Nagel Georgia  
 Ross Ripple Georgia  
 Daniel Smith Georgia  
 Brandon Stephens Georgia  
 Austin Wallace Georgia  
 Conor Welton Georgia  
 Zach Arnold Kentucky  
 Kyle Barrett Kentucky  
 Bryce Bastien Kentucky  
 Thomas Bernal Kentucky  
 Kyle Cody Kentucky  
 Ryne Combs Kentucky  
 Austin Cousino Kentucky  
 Dominic D'Souza Kentucky  
 Greg Fettes Kentucky  
 Dorian Hairston Kentucky  
 Spencer Jack Kentucky  
 Max Kuhn Kentucky  
 Sam Mahar Kentucky  
 Taylor Martin Kentucky  
 Andrew Nelson Kentucky  
 A.J. Reed Kentucky  
 Matt Reid Kentucky  
 Zach Strecker Kentucky  
 Storm Wilson Kentucky  
 Brady Domangue LSU  
 Nathan Fury LSU  
 Mark Laird LSU  
 Sean McMullen LSU  
 Zachary Person LSU  
 Chris Sciambra LSU  
 Andrew Stevenson LSU  
 Will Allen Ole Miss  
 Austin Anderson Ole Miss  
 Scott Ashford Ole Miss  
 Austin Blunt Ole Miss  
 Auston Bousfield Ole Miss  
 Brady Bramlett Ole Miss  
 Hawtin Buchanan Ole Miss  
 Matt Denny Ole Miss  
 Cameron Dishon Ole Miss  
 Chris Ellis Ole Miss  
 Aaron Greenwood Ole Miss  
 Will Jamison Ole Miss  
 Josh Laxer Ole Miss  
 Jeremy Massie Ole Miss  
 Sam Smith Ole Miss  
 Jacob Waguespack Ole Miss  
 Scott Weathersby Ole Miss  
 Derrick Armstrong Mississippi State  
 Ben Bracewell Mississippi State  
 CT Bradford Mississippi State  
 Matthew Britton Mississippi State  
 Cody Brown Mississippi State  
 Preston Brown Mississippi State  
 Alex Detz Mississippi State  
 Trevor Fitts Mississippi State  
 Daniel Garner Mississippi State  
 Jonathan Holder Mississippi State  
 Jacob Lindgren Mississippi State  
 Ross Mitchell Mississippi State  
 Brett Pirtle Mississippi State  
 Zack Randolph Mississippi State  
 Wes Rea Mississippi State

Jacob Robson Mississippi State  
 John Marc Shelly Mississippi State  
 Brandon Woodruff Mississippi State  
 Eric Anderson Missouri  
 Logan Bone Missouri  
 Dillon Everett Missouri  
 Peter Fairbanks Missouri  
 Brett Graves Missouri  
 Tyler House Missouri  
 Jake Ivory Missouri  
 Jace James Missouri  
 Kendall Keeton Missouri  
 Zach Lavy Missouri  
 Nick Moore Missouri  
 Case Munson Missouri  
 Logan Pearson Missouri  
 Sean Ullich Missouri  
 DC Arendas South Carolina  
 Connor Bright South Carolina  
 Tanner English South Carolina  
 Vince Fiori South Carolina  
 Grayson Greiner South Carolina  
 Austin Hill South Carolina  
 Kyle Martin South Carolina  
 Trey McNickle South Carolina  
 Jordan Montgomery South Carolina  
 Marcus Mooney South Carolina  
 Weber Pike South Carolina  
 Alex Satterfield South Carolina  
 Max Schrock South Carolina  
 Jack Wynkoop South Carolina  
 Derek Lance Tennessee  
 Andrew Lee Tennessee  
 William Eric Martin Tennessee  
 Dalton Saberhagen Tennessee  
 Nicholas Williams Tennessee  
 AJ Simcox Tennessee  
 Trevor Charpie Tennessee  
 Alex Minter Texas A&M  
 Blake Allemmand Texas A&M  
 Cole Lankford Texas A&M  
 Daniel Mengden Texas A&M  
 George Hinsley Texas A&M  
 Jason Freeman Texas A&M  
 Jason Jester Texas A&M  
 Krey Bratsen Texas A&M  
 Logan Nottfobrok Texas A&M  
 Matthew Kent Texas A&M  
 Rex Hill Texas A&M  
 Troy Stein Texas A&M  
 Ty Schlottmann Texas A&M  
 Vince Conde Vanderbilt  
 Will Cooper Vanderbilt  
 Tyler Ferguson Vanderbilt  
 Carson Fulmer Vanderbilt  
 Brian Miller Vanderbilt  
 Jared Miller Vanderbilt  
 Philip Pfeifer Vanderbilt  
 Adam Ravenelle Vanderbilt  
 Steven Rice Vanderbilt  
 Luke Stephenson Vanderbilt  
 Dansby Swanson Vanderbilt  
 Rhett Wiseman Vanderbilt




# HONORS


ALABAMA • ARKANSAS • AUBURN • FLORIDA • GEORGIA • KENTUCKY • LSU • OLE MISS



**Dave Magadan**  
Alabama



**Jeff King**  
Arkansas




**Bo Jackson**  
Auburn



**Mike Perez**  
Florida



**Derek Lilliquist**  
Georgia



**Paul Kilgus**  
Kentucky

## SEC IN THE MAJOR LEAGUES

Southeastern Conference institutions have long been tapped as resources for the major leagues, dating back as far as the late 1800s. In fact, according to records of each of the league's current institutions from which the following list was derived, more than 400 former players have spent time in Major League Baseball.

### ALABAMA

Alex Avila (2010-13), Red Barnes (1927-30), Dan Boone (1919-22), Ike Boone (1922-30), Vic Bradford (1943), Andy Cohen (1926-29), Syd Cohen (1934-37), Bruce Connaster (1931-32), Lance Cormier (2006-07, 09-11), Matt Downs (2011-12), Verdo Elmore (1924), Grant Gillis (1927-29), Hersh Freeman (1952-58), Jackie Hayes (1927-40), Greg Hibbard (1989-94), Butch Hobson (1975-82), Walter Hilcher (1931-32, 35-36), Randy Hunt (1985-86), **Tommy Hunter** (2010-14), Al Lary (1954, 62), Frank Lary (1954-65), **Wade LeBlanc** (2014), Dave Magadan (1986-2000), Frank Menechino (1999-2003; 2005) Dustan Mohr (2001-2006), Jimmy Nelson (2008-10), Ray Pepper (1932-36), Andy Phillips (2005-06), Paul Phillips (2006), Del Pratt (1912-24), **David Robertson** (2010-14), Lee Rogers (1938), Max Rosenfeld (1931-33), **Josh Rutledge** (2013-14), Mo Sanford (1991, 93, 95), Skeeter Scalzi (1939), LeGrant Scott (1939), Joe Sewell (1920-33), Luke Sewell (1921-39, 42), Tommy Sewell (1927), Craig Shipley (1986-87, 89, 91-98), Fred Sington (1934-39), Bobby Sprowl (1978-81), Riggs Stephenson (1921-34), Lena Stiles (1930-32), Jim Tabor (1938-47), Taylor Tankersley (2007-08), Joe Vitiello (1995-2000), Ernie Wingard (1924-27), Al Worthington (1953-69) and Tim Young (1998, 2000).

### ARKANSAS

Darrel Akerfelds (1986-87, '89-91). Bud Bloomfield (1963-64). Kevin Campbell (1991-94). Chuck Corgan (1925, '27). Bubba Carpenter (2000). **Craig Gentry** (2012-14). Minter Carney "Jackie" Hayes (1927-40). Gerald Hannahs (1976-79). Howard Hilton (1990). **Eric Hinske** (2002-03, 2005-14). Dick Hughes (1966-68). Charlie Jamerson (1924). Jeff King (1989-97,99). Jimmy Kremers (1990). **Cliff Lee** (2004-09-12-14). Les Lancaster (1987-93). Tim Lollar (1980-86). Kevin McReynolds (1983-94). Mike Oquist (1993-99). Tom Pagnozzi (1987-98). Rick Parker (1990-91). Kit Pellow (2004). Robert Person (1999). Scott Pose (1993-94, 1997-2000). Johnny Ray (1981-90). Ronn Reynolds (1982-83, '85-90). Pat Rice (1991). Tim Sherrill (1990-91). **Drew Smyly** (2012-14). Phillip Stidham (1994-96). Chuck Thompkins (1912). Matt Wagner (1996). Jim Walkup (1934-39). Jack Whillock (1971-72). Roy Wood (1913-15). Dan Wright (2002-03).

### AUBURN

Joe Beckwith (1979-80,'82-86). Mark Bellhorn (1997-98; 2000-06). Chris Bootcheck (2007-08). **Josh Donaldson** (2012-14). George Grant (1923-31). Gabe Gross (2005-10). Josh Hancock (2006-07). Billy Hitchcock (1942, 1946-53). Jimmy Hitchcock (1938). **Tim Hudson** (1999-2011-2014). Bo Jackson (1986-91, 1993-94). Stacy Jones (1991, 1996). Pat Keedy (1985, '87, '89). Alan Koch (1963-64). Bill Latham (1985-86). Terry Leach (1981-92). Andy Merchant (1975-76). Willard Nixon (1950-58). Gregg Olson (1988-01). Jimmy Outlaw (1937-39, 1943-49). Jim Pyburn (1955-57). **David Ross** (2008-14). Ben Sankey (1929-31). Levale Speigner (2007). Scott Sullivan (1995-2005). Stuart Tate (1989). Clete Thomas (2008; 2012). Frank Thomas (1990-2008). Coot Veal (1958-63).

### FLORIDA

Bryan Augenstein (2009; 2011); Dennis K. Aust (1965-66). Ross Baumgarten (1978-82). Henry T. Boney (1927). Rodney Brewer (1990-93). John Burke (1996-98). John H. Burnett (1927-35). James B. "Tiny" Chaplin (1928,'30-31, '36). Douglas M. Corbett (1980-87). Robert Dodd (1998). David Eckstein (2001-10). Dave Eiland (1989-95). **Mark Ellis** (2003-14). William J. Ferrazzi (1935). Jeffrey T. Fischer (1987, '89). Josh Fogg (2002-08). William A. Graham (1966-67). Witt O. Guise (1940). Roger Holt (1980). Mark Kiger (2006). Matt LaPorta (2009-11). Steve Lombardozzi (1985-90). Scott Lusader (1987-91). Jamie McAndrew (1992, 1995-97). Rob Murphy (1985-95). Tim Olson (2004). **Darren O'Day** (2008-14). Randy O'Neal (1984-89). Javier Ortiz (1990-91). Mike Perez (1990-96). Chan Perry (2000, '02). Herbert Perry (1994-98, 2000-04) Kevin Polcovich (1997-98). Ned S. Porter (1926-27). **Ryan Raburn** (2008, 2010-14). William T. Ramsey (1945). Lance C. Richbourg (1921, '24, '27-32). Paul Rigdon (2001-02). 2-Albert L. "Flip" Rosen (1947-56). **Paco Rodriguez** (2013-14), Steve Rosenberg (1989-93). **David Ross** (2002-05, 2007-14). Scott Ruskin (1990-93). Ryan Sadowski (2009). Ryan Sealy (2007). Mike Stanley (1986-2000). 3-Haywood Sullivan (1955,'57,'59-63). Marc Sullivan (1982-87). Nicholas Testa (1958). Robby Thompson (1986-96). Marc Valdes (1995-99). Brad Wilkerson (2002-08). Dale J. Willis (1963). Kendall C. Wise (1957-60).

### GEORGIA

Alf Anderson (1941-42, 46). **Gordon Beckham** (2010-14). Mitchell Boggs (2008-13). **Brooks Brown** (2014). Marty Brown (1988-90). D. Timon Bowden (1914). Cris Carpenter (1988-96). Steve Carter (1989-90). Spurgeon "Spud" Chandler (1937-47). Glenn Davis (1984-93). **Claude "Deek" Derrick** (1910-14). Dave Fleming (1991-95). Josh Fields (2013). T. Rucker Ginn (1914). **Justin Grimm** (2012-14). Robby Hammock (2003-04, 2006-08, 2011). Ken Holloway (1922-30). Jim Hunter (1991). Robby Hammock (2003-04, 2007-09). Jeff Keppinger (2004, 2006-13). Derek Lilliquist (1989-96). Donald Lassetter (1957). Larry Littleton (1981). Jefferson McCleskey (1913). Brian Powell (1998, 2000-04). Nolen Richardson (1929,'31-32, '35, '38-39). Johnny Rucker (1940-41, '43-46). Fred Sale (1924). Clint Sammons (2007-09). Chick Shiver (1931, '34). John Slappey (1920). Chris Stowers (1999). Homer Thompson (1912). T. Carl Thompson (1912). Jeff Treadway (1987-95). Jim Umbricht (1959-63). Mark Watson (2000, 2002). **Alex Wood** (2013-14)

### KENTUCKY

Jeff Abbott (1997-2000). Andrew Albers (2013). Rod Bolton (1993-98). Derek Bryant (1979). Steve Dixon (1993-96). Joe Blanton (2005-13). **Collin Cowgill** (2012-14). **Logan Darnell** (2014). **Scott Downs** (2000, 2006-14). Doug Flynn (1975-1985). Marvis Foley (1978-82, '84). Andy Green (2006). Tom Grubbs (1920); Rodney Henderson (1990-92). Irv Jeffries (1930-31, 1934); Jeff Keener (1982-83). Paul Kilgus (1987-91, 1993-96). Larry Leubbers (1993, 1995-98). Jim Leyritz (1991-2000). Cotton Nash (1967, '69-70). Jim Park (1915-17). Jeff Parrett (1986-97). **James Paxton** (2013-14). **Chris Rusin** (2012-14). Jack Savage (1987,'89-90). Terry Shumpert (1990-91, 1993-


# HONORS



MISSISSIPPI STATE • MISSOURI • SOUTH CAROLINA • TENNESSEE • TEXAS A&M • VANDERBILT




**Albert Belle**  
LSU



**Laddie Renfroe**  
Ole Miss



**Rafael Palmeiro**  
Miss. State



**Bill Landrum**  
South Carolina



**Todd Helton**  
Tennessee



**Joey Cora**  
Vanderbilt

2003). Mark Thompson (1994-98, 2000). Brandon Webb (2004-11). William Vanlandingham (1994-98).

## LSU

Joe Bill Adcock (1950-66). Kurt Ainsworth (2001-05). A.W. Baird (1917,'19). Albert Belle (1989-2003). Buddy Blair (1942). Jim Bowie (1994-95). Paul Byrd (1995-2003, 2005-08). **Mark Clark** (2014). **Louis Coleman** (2011,2013-14). Roy Corcoran (2009). Walker Cress (1948-49). Alvin Dark (1946,'48-60). John Fetzer (1948). **Mike Fontenot** (2008-11, 2013-14). Mark Freeman (1959-60). **Charlie Furbush** (2012-14). Kevin Gausman (2013). Rick Greene (1999-2000). Mark Guthrie (1989-2003). **Will Harris** (2013-14). Brad Hawpe (2005-11). Eric Hetzel (1989-90). **Aaron Hill** (2006-14). Trey Hodges (2002-03). Roland B. Howell (1912). Russ Johnson (1997-02). Randy Keisler (2000-02). Brandon Larson (2001-03). Brett Laxton (1999-2000). Curtis Leskanic (1993-04). Todd Lindon (2007). Dave Madison (1950, '52-53). Barry Manuel (1991-98). Ben McDonald (1989-98). Mike Miley (1975-76). Joe Mook (1967). Warren Morris (1999-2002). Lyle Mouton (1995-97, 2000). John O'Donoghue (1993-94). Chad Ogea (1994-99). Keith Osik (1996-98, 2000-04). Clay Parker (1987, '89). **Anthony Ranaudo** (2014). Jeff Reboulet (1992-02). Armando Rios (1998, 2000-03). Connie Ryan (1942-44, '46-54). Andy Sheets (1996-01). Mike Sirotko (1995-2000). Greg Smith (2010). Russ Springer (1992-98, 2000, 2003, 2005-09). Nick Stavinoha (2010). Art "Red" Swanson (1955-57). Brian Tallet (2002, 2006, 2008-11). Ryan Theriot (2007-12). **Ryan Verdugo** (2013-14). Jack Voigt (1992-98). Todd Walker (1996-2003, 2005-07). Randy Wiles (1977). **Brian Wilson** (2008-14). Eddie Yarnall (1998-2000).

## OLE MISS

Tucker Ashford (1976-78, '80-81, '83-84). Ryan Bukvich (2002-05). Jeff Calhoun (1984-88). Mickey Callaway (1999, 2002-04). **Chris Coghlan** (2010-14). **Zack Cozart** (2012-14). David Dellucci (1997-2009). Steve Dillard (1975-82). Matt Duff (2002). Joe Evans (1915-25). Jeff Fassero (1991-2006). Joe Gibbon (1960-72). Jake Gibbs (1962-71). Keith Johns (1998). 6-Don Kessinger (1964-79). Keith Kessinger (1993). Bobby Kielty (2001-05, 2007). Pete Ladd (1979, '82-86). **Lance Lynn** (2012-14). Matt Maloney (2011-12). Ed Marshall (1929-32). Brian Maxcy (1995). Ike Pearson (1939-42,'46, '48). Alex Presley (2012). Jack Reed (1961-63). Laddie Renfroe (1991). Pete Shields (1915). **Seth Smith** (2009-14). Chris Snopce (1995-98). Matt Tolbert (2008, 2010-11). Gerald "Gee" Walker (1931-45). Hub Walker (1931, 1935-37, 45). Skeeter Webb (1932, '38-48).

## MISSISSIPPI STATE

Glen "Lefty" Bolton (1928). Jeff Brantley (1988-2001). Ed Chapman (1933). Bubba Church (1950-55). Will Clark (1986-2000). Hugh Critz (1924-35). Eric DuBose (2002-04, 2006). Sammy Ellis (1962,'64-69). Bobby Etheridge (1967,'69). Dave "Boo" Ferris (1945-50). Matt Ginter (2000-03, 2005). Alex Grammas (1954-56,'59-68). **Kendall Graveman** (2014). Paul Gregory (1932-33). Bunn Hearn (1910-11, 1913, 1915, 1918-20). Jim Howarth (1971-74). Alan Johnson (2011). Jack Lazorko (1984-89). Carlton Loewer (1998-2001). **Paul Maholm** (2006-14). Brandon Medders (2007-10). Monroe Mitchell (1923). Willie Mitchell (1909-19). **Tyler Moore** (2013-14). **Mitch Moreland** (2011-14). Buddy Myer (1925-41). Bobby Myrick (1976-79). Rafael Palmeiro (1986-2005). **Jonathan Papelbon** (2006-14). Adam Piatt (2000-03). Jay Powell (1995-2004). Gary Rath (1998). Jon Shave (1993, 1998-99). Homer Spragins (1947). Ken Tatum (1969-74). Craig Tatum (2010).

Bobby Thigpen (1986-94). Del Unser (1968-82). Fred Walters (1945). Pete Young (1992-93).

## MISSOURI

**Aaron Crow** (2013-14); **Ian Kinsler** (2013-14); **Max Scherzer** (2013-14); **Nick Tepesch** (2013-14). (None played in SEC)

## SOUTH CAROLINA

Kent Anderson (1989-90). Jackie Bradley Jr. (2013). **Billy Buckner** (2007-10, 2013-14). Brian Buscher (2007-09). Bert "Chappy" Chaplin (1920-22). David Coble (1939). Mike Cook (1986-89). Sumpter Clarke (1920, '23-24). Tripp Cromer (1993-95; 1997-2000). Jon Coutlangus (2007). James Darnell (2011-12). Elzie Dudley (1929-33). **Sam Dyson** (2012-14). Adam Everett (2001-04, 2006-11). Don Gordon (1986-88). Garry Hancock (1978, '80-84). Dave Hollins (1990-99; 2001-02). George Jeffcoat (1936-37, '39, '43). Brett Jodie (2001). Greg Keatley (1981). Gary Lance (1977). Bill Landrum (1986-93). Jim Lewis (1979, '82-83). Ed Lynch (1980-87). Randy Martz (1980-83). Marcus McBeth (2007). Kevin Melillo (2007). Drew Meyer (2006). James "Doc" McJames (1895-99, '01). Jim Pankovits (1984-88, '90). **Steve Pearce** (2007-14). Landon Powell (2009; 2011). **Brian Roberts** (2001-14). **Michael Roth** (2013-14). **Sydney Smith** (1908,'10-11, '14-15). Hank Small (1978). Justin Smoak (2010-13). Roxy Snipes (1923). **Steven Tolleson** (2010, 2012, 2014). Jeff Twitty (1980). Fritz Von Kolnitz (1914-16). **Christian Walker** (2014). Brian Williams (1991-99). Mookie Wilson (1980-91).

## TENNESSEE

J.P. Arenibia (2011-13). Ed Bailey (1953-66). Julio Borbon (2010-11, 2013). Tommy Bridges (1930-43, 1945-46). Chris Burke (2005-08). Frank Callaway (1921-22). Ben Cantwell (1927-37). Alan Cockrell (1996). Hank DeBerry (1916-17, 1922-30). Rich DeLucia (1990-99). **R.A. Dickey** (2001-06-09-11-14). Mike DiFelice (1996-2003). Sam Ewing (1973, 1976-78). Phil Garner (1973-88). Yan Gomes (2012). **Chase Headley** (2009-14). Bronson Heflin (1996). **Todd Helton** (1997-2014). **Luke Hochevar** (2010-14). Rick Honeycutt (1977-97). Luke Hudson (2002, 2005-08). Mike Lincoln (1999-2004, 2008-10). Bill McAllester (1913). Joe McClain (1961-62). Pat McGlothin (1949-50). Greg McMichael (1993-2000). Charlie Moran (1903). Tommy OBrien (1943-45, 1950). Augie Ojeda (2000-02, 2008-10). Joe Randa (1995-2006). Rich Rodriguez (1990-2003). Steve Searcy (1988-92). Mike Smithson (1982-89). Sammy Strang (1896-1908). Bubba Trammell (1997-2003). Don Williams (1958-60).

## TEXAS A&M

**Cliff Pennington** (2013-14); **Justin Ruggiano** (2013-14); **Alex Wilson** (2013-14); (None played in SEC)

## VANDERBILT

Pedro Alvarez (2011-13). Mike Baxter (2012-13). Joey Cora (1987,'89-98). Ryan Flaherty (2012-13). Matt Kada (2003-05, 2007). Jensen Lewis (2008-10). Scotti Madison (1985-89). Mike Minor (2011-13). Josh Paul (2000-07). David Price (2008-13). Scott Sanderson (1978-96). Bert Snow (2003). Jeremy Sowers (2007). Mike Willis (1977-81).

**BOLDFACE** Indicates Active in 2014.  
Lists are according to school records



# HONORS

ALABAMA • ARKANSAS • AUBURN • FLORIDA • GEORGIA • KENTUCKY • LSU • OLE MISS

## ALL-TIME SEC COACHING RECORDS

### BY VICTORIES

(Minimum five years as head coach and 100 wins)

Name, Institution	Yrs	W	L	T	Pct.
1. Ron Polk, Miss. St. (1976-97; 02-08); UG (2000-01) . . . . .	31	1218	638	2	.656
2. Skip Bertman, LSU (1984-2001) . . . . .	18	870	330	3	.725
3. Ray Tanner, South Carolina (1997-2012) . . . . .	16	738	316	0	.700
4. Keith Madison, Kentucky (1979-2003) . . . . .	25	735	638	5	.535
5. Rod Delmonico, Tennessee (1990-2007) . . . . .	18	699	406	0	.633
6. Roy Mewbourne, Vanderbilt (1979-2002) . . . . .	24	655	608	9	.517
7. Hal Baird, Auburn (1985-2000) . . . . .	16	634	328	0	.659
8. Jim Wells, Alabama (1994-Present) . . . . .	15	626	321	0	.661
<b>9. Mike Bianco, Ole Miss (2001-Present) . . . . .</b>	<b>14</b>	<b>557</b>	<b>323</b>	<b>1</b>	<b>.633</b>
10. Dave Fuller, Florida (1948-75) . . . . .	28	552	350	5	.611
<b>11. Tim Corbin, Vanderbilt (2003-Present) . . . . .</b>	<b>12</b>	<b>516</b>	<b>250</b>	<b>0</b>	<b>.674</b>
12. Paul Nix, Auburn (1963-84) . . . . .	22	506	374	1	.575
13. Steve Webber, Georgia (1981-96) . . . . .	16	500	402	1	.561
14. Barry Shollenberger, Alabama (1980-94) . . . . .	15	487	334	2	.593
15. Jake Gibbs, Ole Miss (1972-90) . . . . .	19	486	389	9	.555
<b>16. Dave Van Horn, Arkansas (2004-Present) . . . . .</b>	<b>12</b>	<b>484</b>	<b>270</b>	<b>0</b>	<b>.641</b>
17. Joe Arnold, Florida (1985-94) . . . . .	12	451	244	2	.640
18. Bill Wright, Tennessee (1963-81) . . . . .	19	408	308	2	.570
19. Pat McMahon, Miss. St. (1998-2001); Fla. (02-07) . . . . .	11	395	238	1	.624
<b>20. John Cohen, Miss. St. (2009-Present), UK (2004-08) . 11</b>	<b>391</b>	<b>267</b>	<b>1</b>	<b>.594</b>	
21. David Perno, Georgia (2002-Present) . . . . .	12	390	335	1	.538
22. Norm DeBriyn, Arkansas (1992-2002) . . . . .	11	373	273	0	.577
23. Tom Swayze, Ole Miss (1951-71) . . . . .	21	361	201	2	.640
<b>Paul Mainieri, LSU (2007-Present) . . . . .</b>	<b>8</b>	<b>361</b>	<b>149</b>	<b>3</b>	<b>.710</b>
25. Tilden 'Happy' Campbell (1935-42, 47-63) . . . . .	25	339	158	0	.682
26. 'Big' Jim Whatley, Georgia (1950, 52-75) . . . . .	25	334	327	3	.505
27. Paul E. Gregory, Miss. State (1957-74) . . . . .	18	328	200	1	.621
28. Larry Schmittou, Vanderbilt (1968-78) . . . . .	11	308	220	4	.583
<b>29. Kevin O'Sullivan (2008-Present) . . . . .</b>	<b>7</b>	<b>292</b>	<b>155</b>	<b>0</b>	<b>.653</b>
30. Andy Lopez, Florida (1994-2001) . . . . .	7	278	149	1	.651
31. C.R. "Dudy" Noble, Miss. State (1920-47) . . . . .	26	267	201	9	.569
32. Jim Smith, LSU (1966-78) . . . . .	13	238	251	0	.486
33. Hayden Riley, Alabama (1971-79) . . . . .	9	225	185	0	.549
34. W.P. White, Georgia (1921-33) . . . . .	13	224	100	7	.687
35. Harry Rabenhorst, LSU (1946-56) . . . . .	11	220	226	3	.493
36. Jay Bergman, Florida (1976-81) . . . . .	6	216	113	0	.656
37. Don Kessinger, Ole Miss (1991-96) . . . . .	6	185	153	0	.547
38. June Raines, South Carolina (1992-96) . . . . .	5	173	118	1	.594
39. Harry Lancaster, Kentucky (1951-65) . . . . .	15	156	155	2	.502
40. John Whited, Tennessee (1982-87) . . . . .	6	145	109	0	.571

### BY PERCENTAGE

(Minimum five years as head coach and 100 games coached)

Name, Institution	Yrs	W	L	T	Pct.
1. Skip Bertman, LSU (1984-2001) . . . . .	18	870	330	3	.725
<b>2. Paul Mainieri, LSU (2007-Present) . . . . .</b>	<b>8</b>	<b>361</b>	<b>149</b>	<b>3</b>	<b>.710</b>
3. Ray Tanner, South Carolina (1997-2012) . . . . .	16	738	316	0	.700
4. W.P. White, Georgia (1921-33) . . . . .	13	224	100	7	.687
5. Tilden 'Happy' Campbell (1935-42, 47-63) . . . . .	25	339	158	0	.682
<b>6. Tim Corbin, Vanderbilt (2003-Present) . . . . .</b>	<b>12</b>	<b>516</b>	<b>250</b>	<b>0</b>	<b>.674</b>
7. Frank Moffett, Tennessee (1903-05, 07-10, 18-19) . . . . .	9	96	48	3	.663
8. Jim Wells, Alabama (1994-Present) . . . . .	15	626	321	0	.661
9. Hal Baird, Auburn (1985-2000) . . . . .	16	634	328	0	.659
10. Ron Polk, Miss. St. (1976-97; 02-08); UG (2000-01) . . . . .	31	1218	638	2	.656
Jay Bergman, Florida (1976-81) . . . . .	6	216	113	0	.656
<b>12. Kevin O'Sullivan (2008-Present) . . . . .</b>	<b>7</b>	<b>292</b>	<b>155</b>	<b>0</b>	<b>.653</b>
13. Andy Lopez, Florida (1994-2001) . . . . .	7	278	149	1	.651
<b>14. Dave Van Horn, Arkansas (2004-Present) . . . . .</b>	<b>12</b>	<b>484</b>	<b>270</b>	<b>0</b>	<b>.641</b>
15. Joe Arnold, Florida (1985-94) . . . . .	11	434	244	2	.640
Tom Swayze, Ole Miss (1951-71) . . . . .	21	361	201	2	.640
17. Rod Delmonico, Tennessee (1990-2007) . . . . .	18	699	406	0	.633
<b>Mike Bianco, Ole Miss (2001-Present) . . . . .</b>	<b>14</b>	<b>557</b>	<b>323</b>	<b>1</b>	<b>.633</b>
19. Pat McMahon, Miss. St. (1998-2001); Fla. (02-07) . . . . .	11	395	238	1	.624
20. Pete Shields, Ole Miss (1923-31) . . . . .	9	104	61	2	.623
21. W.D. Chadwick, Miss. State (1910-18) . . . . .	9	120	71	10	.622
22. Paul E. Gregory, Miss. State (1957-74) . . . . .	18	328	200	1	.621
23. J.V. Sikes, Georgia (1938-42, 46-47) . . . . .	7	95	59	1	.616
24. R.P. 'Doc' Patty, Miss. State (1948-56) . . . . .	9	116	73	0	.614
25. Dave Fuller, Florida (1948-75) . . . . .	28	552	350	5	.611
26. June Raines, South Carolina (1992-96) . . . . .	5	173	118	1	.594
<b>John Cohen, Miss. St. (2009-Present), UK (2004-08) . 11</b>	<b>391</b>	<b>267</b>	<b>1</b>	<b>.594</b>	
28. Barry Shollenberger, Alabama (1980-84) . . . . .	15	487	334	2	.593
29. Larry Schmittou, Vanderbilt (1968-78) . . . . .	11	308	220	4	.583
30. Norm DeBriyn, Arkansas (1992-2002) . . . . .	11	373	273	0	.577
31. Paul Nix, Auburn (1963-84) . . . . .	22	506	374	1	.575
32. John Whited, Tennessee (1982-87) . . . . .	6	145	109	0	.571
33. Bill Wright, Tennessee (1963-81) . . . . .	19	408	308	2	.570
34. C.R. 'Dudy' Noble, Miss. State (1920-47) . . . . .	26	267	201	9	.569
35. Ray Didier, LSU (1957-63) . . . . .	7	104	79	0	.568
36. Roy Umstattd, Georgia (1976-80) . . . . .	5	130	100	1	.565
37. C.C. 'Doc' Stroud, LSU (1914-21) . . . . .	8	73	58	5	.563
38. Joe Sewell, Alabama (1964-70) . . . . .	7	125	99	0	.558
39. Steve Webber, Georgia (1981-96) . . . . .	15	500	403	1	.554
40. Jake Gibbs, Ole Miss (1972-90) . . . . .	19	486	389	9	.550



# **TOURNAMENTS**

[SECSPORTS.COM](http://SECSPORTS.COM)



# TOURNAMENTS

ALABAMA • ARKANSAS • AUBURN • FLORIDA • GEORGIA • KENTUCKY • LSU • OLE MISS

## SEC IN THE COLLEGE WORLD SERIES

Year	School	Finish	Year	School	Finish	Year	School	Finish
1950	Alabama	.Sixth	1993	LSU	.First	2004	Arkansas	.Seventh-tie
1951	Tennessee	.Second	1994	Auburn	.Seventh-tie	2005	LSU	.Seventh-tie
1956	Ole Miss.	.Third	1995	LSU	.Seventh-tie	2005	Florida	.Second
1964	Ole Miss.	.Eighth	1995	Tennessee	.Third-tie	2006	Tennessee	.Seventh-tie
1967	Auburn	.Third	1996	LSU	.First	2006	Georgia	.Seventh-tie
1969	Ole Miss.	.Fifth	1996	Florida	.Third-tie	2007	Mississippi State	.Seventh-tie
1971	Mississippi State	.Eighth	1997	Alabama	.Fifth-tie	2008	Georgia	.Second
1972	Ole Miss.	.Eighth	1997	LSU	.First	2008	LSU	.Fifth-tie
1976	Auburn	.Eighth	1997	Alabama	.Second	2009	LSU	.First
1979	Mississippi State	.Fifth	1997	Auburn	.Fifth-tie	2009	Arkansas	.Third-tie
1981	Mississippi State	.Sixth	1997	Miss. State	.Fifth-tie	2010	South Carolina	.First
1983	Alabama	.Second	1998	LSU	.Third-tie	2010	Florida	.Seventh-tie
1985	Mississippi State	.Fourth	1998	Mississippi State	.Fifth-tie	2011	South Carolina	.First
1986	LSU	.Fifth-tie	1998	Florida	.Seventh-tie	2011	Florida	.Second
1987	LSU	.Fourth	1999	Alabama	.Third-tie	2011	Vanderbilt	.Third-tie
	Georgia	.Seventh-tie	2000	LSU	.First	2012	South Carolina	.Second
1988	Florida	.Fifth-tie	2001	Georgia	.Seventh-tie	2012	Arkansas	.Third-tie
1989	LSU	.Fourth	2001	Tennessee	.Third-tie	2012	Florida	.Seventh-tie
1990	Georgia	.First	2002	South Carolina	.Second	2013	Mississippi State	.Second
	LSU	.Third-tie	2003	LSU	.Seventh-tie	2013	Florida	.Seventh-tie
	Mississippi State	.Fifth-tie	2003	South Carolina	.Fifth-tie	2014	Mississippi State	.Second
1991	LSU	.First	2004	South Carolina	.Third-tie	2014	Florida	.Seventh-tie
	Florida	.Third-tie	2004	Georgia	.Third-tie	2014	Vanderbilt	.First
						2014	Ole Miss.	.Third-tie

## COLLEGE WORLD SERIES RECORD

(1933-2014)

Team	App.	Won	Lost	Pct.	1st	2nd
South Carolina	6	23	10	.697	2	2
Vanderbilt	2	7	4	.636	1	0
LSU	16	35	22	.614	6	0
Alabama	5	11	10	.524	0	2
Tennessee	4	8	8	.500	0	1
Georgia	6	10	11	.476	1	1
Arkansas	3	4	6	.400	0	0
Florida	8	11	17	.393	0	2
Mississippi State	9	10	18	.357	0	1
Ole Miss.	5	5	10	.333	0	0
Auburn	4	3	8	.273	0	0
<b>TOTALS</b>	<b>65</b>	<b>127</b>	<b>127</b>	<b>.500</b>	<b>10</b>	<b>9</b>

### \*Prior to SEC Membership

Missouri	6	18	11	.621	1	3
South Carolina	5	9	10	.474	0	2
Arkansas	4	7	8	.467	0	1
Texas A&M	5	2	10	.167	0	0

## LAST APPEARANCE/HIGHEST FINISH

Team	Last Appearance	Highest Finish
Alabama	1999	Second (1983; 1997)
Arkansas	2012	Second (1979)
Auburn	1997	Third (1967)
Florida	2012	Second (2005; 2011)
Georgia	2008	First (1990)
Kentucky	N/A	N/A
LSU	2013	First (1991; '93; '96; '97; 2000; '09)
Ole Miss.	2014	Third (1956; 2014)
Mississippi State	2013	Second (2013)
Missouri	1964	First (1954)
South Carolina	2012	First (2010; '11)
Tennessee	2005	Second (1951)
Texas A&M	2011	Eighth (1993)
Vanderbilt	2014	First (2014)

## NCAA TOURNAMENT RECORD

(1933-2014)

Team	App.	Won	Lost	Pct.
LSU	27	134	53	.717
South Carolina	18	80	36	.690
Georgia	11	48	30	.615
Tennessee	9	31	21	.596
Vanderbilt	13	42	29	.592
Alabama	24	70	49	.588
Florida	30	85	64	.570
Mississippi State	34	94	76	.553
Ole Miss.	19	52	42	.553
Texas A&M	2	5	4	.556
Arkansas	17	41	37	.526
Auburn	18	41	39	.513
Kentucky	8	14	16	.467
<b>TOTALS</b>	<b>230</b>	<b>737</b>	<b>496</b>	<b>.598</b>

### \*Prior to SEC Membership

South Carolina	12	48	27	.640
Texas A&M	28	64	64	.500
Arkansas	10	25	21	.543
Missouri	22	43	46	.483

\*Note: Arkansas, Missouri, South Carolina and Texas A&M totals not counted in SEC totals prior to SEC membership.

## 2015 NCAA TOURNAMENT DATES

May 29-June 1	Regionals	Campus Sites
June 5-8	Super Regionals	Campus Sites
June 13-24	College World Series	Omaha, Neb.



# TOURNAMENTS



MISSISSIPPI STATE • MISSOURI • SOUTH CAROLINA • TENNESSEE • TEXAS A&M • VANDERBILT

## NCAA TOURNAMENT RESULTS

Year	School	Score	Opponent
1947	Alabama	W 7-2	Virginia (Regional)
		L 0-1	Clemson (Regional)
		W 4-1	Virginia (Regional)
		W 8-1	Clemson (Regional)
		L 1-4	Clemson (Regional)

1950	Alabama	W 6-1	Clemson (Regional)
		W 3-2	Wake Forest (Regional)
		W 5-4	Wake Forest (Regional)
		W 9-2	Bradley (National)
		L 1-9	Washington State (National)
L 1-3	Wisconsin (National)		

1951	Tennessee	L 1-7	Utah (National)
		W 3-2	Princeton (National)
		W 2-0	Springfield (National)
		W 9-8	Southern Cal (National)
		W 5-4	Utah (National)
		L 2-3	Oklahoma (National)
(Tennessee finished 2nd in nation)			

1955	Alabama	W 4-1	Rollins (Regional)
		L 3-4	Rollins (Regional)
		L 3-5	Rollins (Regional)

1956	Ole Miss	W 4-3	Tennessee Tech (Regional)
		W 3-2	Tennessee Tech (Regional)
		L 2-4	Duke (Regional)
		W 6-2	Duke (Regional)
		W 7-1	Duke (Regional)
		W 13-12	New Hampshire (National)
		W 4-0	Bradley (National)
		L 5-13	Minnesota (National)
		L 3-7	Arizona (National)
		(Ole Miss finished 3rd in nation)	

1958	Florida	L 1-3	Clemson (Regional)
		W 2-1	Florida State (Regional)
		W 8-6	Clemson (Regional)
		L 14-15	Clemson (Regional)

1959	Georgia Tech	L 9-16	Florida State (Regional)
		W 7-2	George Washington (Regional)
		L 6-9	Clemson (Regional)

1960	Florida	L 5-7	North Carolina (Regional)
		W 4-1	Citadel (Regional)
		W 5-0	Florida Southern (Regional)
		L 2-4	Citadel (Regional)

1962	Florida	L 1-3	Florida State (Regional)
		W 1-0	Florida State (Regional)
		L 1-7	Wake Forest (Regional)

1963	Auburn	L 1-2	West Virginia (Regional)
		L 3-4	Florida State (Regional)

1964	Ole Miss	W 11-0	West Virginia (Regional)
		W 4-3	North Carolina (Regional)
		W 13-1	North Carolina (Regional)
		L 2-3	South Carolina (National)
		L 0-5	Arizona (National)
(Ole Miss finished 8th in nation)			

1965	Miss. State	W 6-3	Florida State (Regional)
		L 2-5	Furman (Regional)
		L 2-6	Florida State (Regional)

1966	Miss. State	W 4-3	Florida State (Regional)
		L 4-5	North Carolina (Regional)
		L 0-7	Florida State (Regional)

1967	Auburn	W 8-3	West Virginia (Regional)
		W 13-2	Florida State (Regional)
		L 2-3	Clemson (Regional)
		W 6-5	Clemson (Regional)
		W 1-0	Ohio State (National)
		L 3-6	Stanford (National)
		W 4-3	Rider (National)
		L 3-5	Stanford (National)
(Auburn finished 3rd in nation)			

1968	Alabama	L 1-3	North Carolina (Regional)
		L 1-6	Florida State (Regional)

1969	Ole Miss	W 7-6	Virginia Tech (Regional)
		W 6-5	North Carolina (Regional)
		W 5-2	North Carolina (Regional)
		L 3-8	New York U. (National)
		W 8-1	Southern Illinois (National)
		L 1-14	Texas (National)
(Ole Miss finished 5th in nation)			

1970	Miss. State	L 2-3	Maryland (Regional)
		W 12-6	East Carolina (Regional)
		W 8-4	Maryland (Regional)
		L 4-5	Florida State (Regional)

1971	Miss. State	W 2-1	Maryland (Regional)
		W 7-3	Miami (Regional)
		L 8-20	Georgia Tech (Regional)

		W 5-2	Georgia Tech (Regional)
		L 2-5	Tulsa (National)
		L 1-3	Brigham Young (National)
(Miss. State finished 8th in nation)			

1972	Ole Miss	W 9-3	Jacksonville (Regional)
		L 3-9	Virginia (Regional)
		W 8-3	Florida State (Regional)
		W 9-0	Virginia (Regional)
		W 8-4	South Alabama (Regional)
		W 12-1	South Alabama (Regional)
L 6-8	Southern Cal (National)		
L 8-9	Texas (National)		

1973	Vanderbilt	W 4-2	Georgia Southern (Regional)
		W 4-2	North Carolina State (Regional)
		L 2-5	Georgia Southern (Regional)
		L 5-6	Miami (Regional)

1974	Vanderbilt	W 2-1	East Carolina (Regional)
		L 1-7	Miami (Regional)
		L 3-5	Georgia Southern (Regional)

1975	LSU	W 7-2	Murray State (Regional)
		L 2-4	Florida State (Regional)
		L 1-8	Miami (Regional)

1976	Auburn	W 10-5	Middle Tennessee (Regional)
		W 2-1	Florida State (Regional)
		W 7-5	Jacksonville (Regional)
		L 4-9	Clemson (National)
		L 8-9	Maine (National)
(Auburn finished 8th in nation)			

1977	Ole Miss	L 7-8	Clemson (Regional)
		W 5-2	Morehead (Regional)
		L 2-5	Miami (Regional)
		L 0-7	Minnesota (Regional)
		W 9-4	Virginia Tech (Regional)
Florida		W 13-11	Central Michigan (Regional)
		L 1-5	Minnesota (Regional)

1978	Auburn	W 14-10	Memphis State (Regional)
		L 2-3	North Carolina (Regional)
		L 5-6	Memphis State (Regional)
		L 0-3	Baylor (Regional)
Miss. State		W 6-5	Louisiana Tech (Regional)



# TOURNAMENTS

ALABAMA • ARKANSAS • AUBURN • FLORIDA • GEORGIA • KENTUCKY • LSU • OLE MISS

## NCAA TOURNAMENT RESULTS

Year	School	Score	Opponent
		W 7-5	Pan American (Regional)
		L 3-6	Baylor (Regional)
<b>1979</b>	<b>Miss. State</b>	L 11-13	New Orleans (Regional)
		W 12-4	Tulane (Regional)
		W 13-10	New Orleans (Regional)
		W 8-6	Murray State (Regional)
		W 18-8	Murray State (Regional)
		W 6-1	Fullerton (National)
		L 2-8	Texas (National)
		L 4-5	Pepperdine (National)
	(Miss. State finished 5th in nation)		
	<b>Florida</b>	W 9-5	Florida State (Regional)
		L 1-9	Arkansas (Regional)
		W 12-7	George Washington (Regional)
		L 4-7	Delaware (Regional)
<b>1980</b>	<b>Vanderbilt</b>	L 4-15	Western Kentucky (Regional)
		L 2-8	New Orleans (Regional)
<b>1981</b>	<b>Miss. State</b>	W 7-6	East Tennessee (Regional)
		W 5-1	Wichita State (Regional)
		W 6-5	East Tennessee State (Regional)
		W 4-0	Michigan (National)
		L 3-4	Arizona State (National)
		L 5-6	South Carolina (National)
	<b>Florida</b>	L 1-5	Florida State (Regional)
		W 7-3	Missouri (Regional)
		W 7-4	Middle Tennessee (Regional)
		W 5-4	Florida State (Regional)
		L 6-8	Miami (District)
<b>1982</b>	<b>Florida</b>	L 0-8	South Florida (Regional)
		L 4-5	Stetson (Regional)
<b>1983</b>	<b>Alabama</b>	W 6-4	Miami (Regional)
		W 7-5	Florida State (Regional)
		W 11-9	Miami (Regional)
		W 6-5	Arizona State (National)
		L 4-6	Texas (National)
		W 6-0	Arizona State (National)
		L 3-4	Texas (National)
	(Alabama finished 2nd in nation)		
	<b>Miss. State</b>	W 4-2	Tulane (Regional)
		W 6-2	Texas (Regional)
		W 7-5	Pan American (Regional)

Year	School	Score	Opponent
		L 0-7	Texas (Regional)
		L 3-12	Texas (Regional)
<b>1984</b>	<b>Miss. State</b>	L 1-4	South Carolina (Regional)
		W 11-4	New Orleans (Regional)
		W 13-8	Eastern Kentucky (Regional)
		W 18-9	South Carolina (Regional)
		L 3-6	New Orleans (Regional)
	<b>Florida</b>	L 5-6	Miami (Regional)
		L 4-6	S. Alabama (Regional)
<b>1985</b>	<b>Miss. State</b>	W 10-1	West Virginia (Regional)
		W 8-4	New Orleans (Regional)
		L 6-14	Michigan (Regional)
		W 19-8	Michigan (Regional)
		W 12-3	Oklahoma State (National)
		W 5-4	Arkansas (National)
		L 7-12	Texas (National)
		L 5-6	Miami (National)
	(Miss. State finished tied for third in nation)		
	<b>Florida</b>	L 1-14	Virginia (Regional)
		W 14-4	Princeton (Regional)
		W 15-2	Virginia (Regional)
		W 8-1	Miami (Regional)
		L 9-12	Miami (Regional)
	<b>LSU</b>	L 3-4	Lamar (Regional)
		L 4-11	Houston (Regional)
<b>1986</b>	<b>Alabama</b>	L 3-5	South Carolina (Regional)
		W 4-1	Navy (Regional)
		W 8-7	South Carolina (Regional)
		L 6-12	Georgia Tech (Regional)
	<b>LSU</b>	W 14-11	Jackson State (Regional)
		W 8-5	Oklahoma (Regional)
		W 7-4	Louisiana Tech (Regional)
		W 7-6	Tulane (Regional)
		L 3-4	Loyola-Marymount (National)
		W 8-4	Maine (National)
		L 3-4	Miami (National)
	(LSU finished tied for 5th in nation)		
<b>1987</b>	<b>Auburn</b>	L 6-15	Seton Hall (Regional)
		W 5-3	Middle Tennessee State (Regional)
		W 22-1	Seton Hall (Regional)
		L 3-6	Clemson (Regional)
	<b>Georgia</b>	L 3-5	Fordham (Regional)
		W 5-1	Georgia Tech (Regional)
		W 10-8	Michigan (Regional)
		W 10-4	Fordham (Regional)
		W 13-5	Rider (Regional)

Year	School	Score	Opponent
		L 2-3	Stanford (National)
		L 4-5	Arkansas (National)
	(Georgia finished tied for 7th in the nation)		
	<b>LSU</b>	W 5-3	Tulane (Regional)
		W 14-1	New Orleans (Regional)
		W 3-0	New Orleans (Regional)
		W 7-3	Cal-Fullerton (Regional)
		W 6-2	Florida State (National)
		L 7-8	Oklahoma State (National)
		W 5-2	Arkansas (National)
		L 5-6	Stanford (National)
	(LSU finished 4th in the nation)		
	<b>Miss. State</b>	W 10-6	North Carolina State (Regional)
		L 4-7	Texas A&M (Regional)
		L 1-8	Western Carolina (Regional)
<b>1988</b>	<b>Florida</b>	W 7-0	George Mason (Regional)
		L 3-13	N.C. State (Regional)
		W 9-5	Tulane (Regional)
		W 9-3	Florida State (Regional)
		W 8-0	Stetson (Regional)
		L 4-5	Wichita State (National)
		W 6-5	California (National)
		L 1-10	Arizona State (National)
	(Florida finished tied for 5th in the nation)		
	<b>Kentucky</b>	W 6-2	Rutgers (Regional)
		W 12-5	St. John's (Regional)
		W 8-7	Clemson (Regional)
		L 5-6	Stanford (Regional)
		L 2-16	Stanford (Regional)
	<b>Miss. State</b>	W 7-4	Western Carolina (Regional)
		L 1-5	Cal State Fullerton (Regional)
		W 12-4	Middle Tennessee (Regional)
		L 3-5	Cal State Fullerton (Regional)
<b>1989</b>	<b>Auburn</b>	W 9-3	South Florida (Regional)
		W 14-7	Clemson (Regional)
		L 6-7	Florida State (Regional)
		L 1-11	Clemson (Regional)
	<b>Florida</b>	W 11-6	East Carolina (Regional)
		L 7-10	Central Florida (Regional)
		L 1-9	Miami (Regional)
	<b>LSU</b>	L 4-6	South Alabama (Regional)
		W 13-8	UNLV (Regional)
		W 6-5	South Alabama (Regional)

# TOURNAMENTS



MISSISSIPPI STATE • MISSOURI • SOUTH CAROLINA • TENNESSEE • TEXAS A&M • VANDERBILT

## NCAA TOURNAMENT RESULTS

Year	School	Score	Opponent
		W 13-8	Texas A&M (Regional)
		W 5-4 (11)	Texas A&M (Regional)
		L 2-5	Miami (National)
		W 8-5	Long Beach State (National)
		W 6-3	Miami (National)
		L 7-12	Texas (National)
		(LSU finished tied for 3rd in the nation)	
	<b>Miss. State</b>	W 8-0	Western Carolina (Regional)
		W 11-2	Nicholls State (Regional)
		L 1-2	North Carolina (Regional)
		W 11-2	Indiana State (Regional)
		W 6-0	North Carolina (Regional)
		L 1-7	North Carolina (Regional)
<b>1990</b>	<b>Georgia</b>	W 7-2	Connecticut (Regional)
		W 6-3	Maine (Regional)
		W 5-4	North Carolina (Regional)
		L 3-4	Rutgers (Regional)
		W 20-9	Rutgers (Regional)
		W 3-0	Miss. State (National)
		W 16-2	Stanford (National)
		L 2-4	Stanford (National)
		W 5-1	Stanford (National)
		W 2-1	Oklahoma State (National)
		(Georgia finished first in the nation)	
	<b>LSU</b>	W 8-0	SW Louisiana (Regional)
		W 11-5	Georgia Tech (Regional)
		L 4-5	Southern Cal (Regional)
		W 6-4	Houston (Regional)
		W 5-4	Southern Cal (Regional)
		W 7-6	Southern Cal (Regional)
		W 8-2	Citadel (National)
		L 1-7	Oklahoma State (National)
		W 6-1	Citadel (National)
		L 3-14	Oklahoma State (National)
		(LSU finished tied for third in the nation)	
	<b>Miss. State</b>	W 16-5	Brigham Young (Regional)
		W 5-3	Illinois (Regional)
		W 11-8	Florida State (Regional)
		L 9-11	Florida State (Regional)
		W 4-3	Florida State (Regional)
		L 0-3	Georgia (National)
		W 15-1	Georgia Southern (National)

Year	School	Score	Opponent
		L 1-6	Stanford (National)
		(Miss. State finished tied for fifth in the nation)	
<b>1991</b>	<b>Alabama</b>	W 5-1	Florida International (Regional)
		W 5-2	St. John's (Regional)
		L 2-5	Florida State (Regional)
		W 8-4	Georgia Tech (Regional)
		L 5-6	Florida State (Regional)
	<b>Florida</b>	W 2-0	Furman (Regional)
		W 3-0	Jacksonville (Regional)
		W 9-4	N.C. State (Regional)
		W 3-2 (10)	N.C. State (Regional)
		L 1-8	LSU (National)
		W 5-0	Florida State (National)
		W 2-1	Fresno State (National)
		L 8-19	LSU (National)
		(Florida finished tied for third in the nation)	
	<b>LSU</b>	W 13-2	NW Louisiana (Regional)
		W 4-3	Oklahoma (Regional)
		W 7-1	Texas A&M (Regional)
		W 8-5	SW Louisiana (Regional)
		W 8-1	Florida (National)
		W 15-3	Fresno State (National)
		W 19-8	Florida (National)
		W 6-3	Wichita State (National)
		(LSU finished first in the nation)	
	<b>Miss. State</b>	W 10-4	Towson State (Regional)
		W 6-5	Maine (Regional)
		L 9-10	Clemson (Regional)
		L 5-8	Maine (Regional)
<b>1992</b>	<b>Florida</b>	W 6-1	Rider (Regional)
		L 3-4 (10)	California (Regional)
		L 5-6	Texas A&M (Regional)
	<b>Georgia</b>	L 2-5	Kent (Regional)
		L 3-7	Stanford (Regional)
	<b>LSU</b>	W 8-1	Providence (Regional)
		L 0-5	Ohio State (Regional)
		W 7-5	Tulane (Regional)
		L 0-11	Cal State Fullerton (Regional)
	<b>Miss. State</b>	W 1-0	Nicholls State (Regional)
		W 9-6	Oklahoma (Regional)
		L 6-10	Oklahoma (Regional)
		L 2-3	UCLA (Regional)
	<b>S. Carolina</b>	W 5-1	Notre Dame (Regional)
		W 9-6	N.C. State (Regional)

Year	School	Score	Opponent
		L 2-17	Miami (Regional)
		L 2-11	Notre Dame (Regional)
<b>1993</b>	<b>Auburn</b>	W 9-3	Arizona (Regional)
		L 10-13 (10)	Oklahoma State (Regional)
		L 2-13	N.C. State (Regional)
	<b>Kentucky</b>	L 1-3	Southern Cal (Regional)
		L 3-8	Texas (Regional)
	<b>LSU</b>	W 7-2	Western Carolina (Regional)
		L 12-15	Kent (Regional)
		W 13-6	Baylor (Regional)
		W 11-4	South Alabama (Regional)
		W 9-4	South Alabama (Regional)
		W 7-1	Long Beach State (National)
		W 13-8	Texas A&M (National)
		L 8-10	Long Beach State (National)
		W 6-5	Long Beach State (National)
		W 8-0	Wichita State (National)
		(LSU finished first in the nation)	
	<b>Miss. State</b>	L 1-15	Notre Dame (Regional)
		L 1-2	Long Beach State (Regional)
	<b>S. Carolina</b>	W 7-6	East Carolina (Regional)
		L 2-3	Wichita State (Regional)
		L 0-12	Georgia Tech (Regional)
	<b>Tennessee</b>	W 7-4	UNC-Charlotte (Regional)
		L 2-3	Kansas (Regional)
		L 2-6	Fresno State (Regional)
<b>1994</b>	<b>Auburn</b>	W 7-0	Virginia Tech (Regional)
		W 11-8	Old Dominion (Regional)
		W 11-5	Clemson (Regional)
		W 8-0	Notre Dame (Regional)
		L 5-7	Miami (Fla.) (National)
		L 4-5	Oklahoma (National)
	<b>Florida</b>	W 8-7	West Virginia (Regional)
		L 2-12	Minnesota (Regional)
		W 12-8	West Virginia (Regional)
		W 4-1	Minnesota (Regional)
		L 6-10	Miami (Fla.) (Regional)
	<b>LSU</b>	W 10-6	SE Louisiana (Regional)
		W 6-2	Fresno State (Regional)



# TOURNAMENTS

ALABAMA • ARKANSAS • AUBURN • FLORIDA • GEORGIA • KENTUCKY • LSU • OLE MISS

## NCAA TOURNAMENT RESULTS

Year	School	Score	Opponent	Year	School	Score	Opponent	Year	School	Score	Opponent
		W 6-2	Southern Cal (Regional)			W 7-5	Oklahoma State (National)		<b>Auburn</b>	W 11-3	Western Carolina (Regional)
		W 12-10	Southern Cal (Regional)			L 1-15	Miami, Fla. (National)			W 9-0	South Florida (Regional)
		L 3-6	Florida State (National)		<b>Arkansas</b>	L 13-14	Clemson (National)			W 8-7	Florida State (Regional)
		L 6-20	Cal State Fullerton (National)			L 5-6	Oklahoma State (Regional)			L 7-9	Florida State (Regional)
	<b>Tennessee</b>	W 9-6	Northeastern (Regional)			L 5-15	Southern Cal (Regional)			W 5-2	Florida State (Regional)
		W 6-4	Western Carolina (Regional)		<b>Florida</b>	W 7-0	Bucknell (Regional)			L 3-8	Stanford (National)
		L 10-5	Arizona State (Regional)			W 12-9	N.C. State (Regional)			W 10-1	Rice (National)
		W 15-4	N.C. State (Regional)			W 6-4	South Florida (Regional)		<b>Florida</b>	L 4-11	Stanford (National)
		L 4-5(10)	Arizona State (Regional)			W 12-2	Massachusetts (Regional)			W 4-3	St. John's (Regional)
						W 5-2	Florida State (National)			L 2-3	Arizona State (Regional)
						L 4-9	LSU (National)			W 16-2	Richmond (Regional)
<b>1995 Alabama</b>		W 6-0	Navy (Regional)			W 6-3	Florida State (National)			L 5-6 (11)	Miami, Fla. (Regional)
		W 11-4	Richmond (Regional)			L 1-2	LSU (National)		<b>LSU</b>	W 14-0	UNC Greensboro (Regional)
		W 14-0	Winthrop (Regional)		<b>LSU</b>	W 9-3	Austin Peay (Regional)			W 14-3	Oklahoma (Regional)
	<b>Arkansas</b>	L 4-7	Clemson (Regional)			W 7-6	UNLV (Regional)			L 5-11	South Alabama (Regional)
		L 3-10	Stanford (Regional)			W 17-4	New Orleans (Regional)			W 14-7 (11)	Long Beach State (Regional)
		L 10-14	Texas Tech (Regional)			W 29-13	Georgia Tech (Regional)			W 14-4	South Alabama (Regional)
	<b>Auburn</b>	W 2-1	Penn (Regional)			W 9-8	Wichita State (National)			W 15-4	South Alabama (Regional)
		W 8-6	Ohio State (Regional)			W 9-4	Florida (National)			W 5-4	Rice (National)
		L 8-9	Oklahoma (Regional)			W 2-1	Florida (National)			W 10-5	Stanford (National)
		W 4-2	Texas (Regional)			W 9-8	Miami, Fla. (National)			W 13-9	Stanford (National)
		L 1-3	Oklahoma (Regional)		<b>Miss. State</b>	W 6-2	UC-Santa Barbara (Regional)			W 13-6	Alabama (National)
		W 5-3	Central Michigan (Regional)			L 6-8	Stanford (Regional)		<b>Miss. State</b>	W 8-5	Ohio State (Regional)
		L 7-15	Rice (Regional)			L 19-20	Cal State Northridge (Regional)			L 4-5	Washington (Regional)
		W 10-5	Central Michigan (Regional)			L 4-8	West Virginia (Regional)			W 25-5	Tennessee Tech (Regional)
		L 9-16	Rice (Regional)		<b>Tennessee</b>	W 8-4	Charleston Southern (Regional)			W 10-2	Georgia Tech (Regional)
	<b>Ole Miss</b>	L 3-5	Old Dominion (Regional)			W 6-1	Georgia Southern (Regional)			W 7-5	Washington (Regional)
		W 8-5	Troy State (Regional)			W 10-2	West Virginia (Regional)			W 4-3	Washington (Regional)
		W 10-4	Central Florida (Regional)			L 5-12	Clemson (Regional)			L 2-3	Alabama (National)
		W 5-4	Old Dominion (Regional)							W 7-5	UCLA (National)
		L 1-13	Florida State (Regional)		<b>1997 Alabama</b>	W 8-5	Troy State (Regional)			L 5-9	Alabama (National)
		W 5-2	The Citadel (Regional)			W 6-2	Wichita State (Regional)			W 5-2	Ohio (Regional)
		W 6-4	Georgia Tech (Regional)			W 6-3	N.C. State (Regional)		<b>Tennessee</b>	L 1-6	Oklahoma State (Regional)
		W 14-10	Oklahoma State (Regional)			W9-8 (10)	Southern Cal (Regional)			L 3-5	UCLA (Regional)
		W 3-1 (11)	Oklahoma State (Regional)			W 3-2	Miss. State (National)				
		W 3-1	Clemson (National)			L 1-6	Miami, Fla. (National)		<b>1998 Alabama</b>	W 8-2	Minnesota (Regional)
		L 1-11	Cal State-Fullerton (National)			W 9-5	Miss. State (National)			L 10-13	N.C. State (Regional)
		W 6-2	Stanford (National)			W 8-6	Miami, Fla. (National)			W 13-5	Loyola-Marymount (Regional)
		L 0-11	Cal State-Fullerton (National)			W 8-2	Miami, Fla. (National)			W 9-2	N.C. State (Regional)
<b>1996 Alabama</b>		W 19-2	Princeton (Regional)			L 6-13	LSU (National Title Game)			L 3-5	Long Beach State (Regional)
		W 9-3	South Alabama (Regional)							L 4-8	Arizona State (Regional)
		W 3-1	Stetson (Regional)							W 3-2	Wichita State (Regional)
		W 18-8	Virginia (Regional)							L 0-2	Georgia Tech (Regional)

# TOURNAMENTS



MISSISSIPPI STATE • MISSOURI • SOUTH CAROLINA • TENNESSEE • TEXAS A&M • VANDERBILT

## NCAA TOURNAMENT RESULTS

Year	School	Score	Opponent	Year	School	Score	Opponent	Year	School	Score	Opponent																								
	<b>Auburn</b>	L 15-17	Rutgers (Regional)			L 8-9	SW Missouri State (Regional)			W 6-3	Florida State (National)																								
		W 3-2	Liberty (Regional)			L 4-12	Clemson (Regional)			W 6-5	Stanford (National)																								
		W 7-4	Rutgers (Regional)			W 9-7	N.C. State (Regional)			W 9-2	South Alabama (Regional)																								
		W 9-8	Oklahoma (Regional)			W 8-6	Winthrop (Regional)			W 8-1	Notre Dame (Regional)																								
		<b>Florida</b>	L 10-16			Florida State (Regional)					L 5-7	Tulane (Regional)			L 0-7	Notre Dame (Regional)																			
			W 12-8			Monmouth (Regional)					W 13-9	Tulane (Regional)			W 10-9	Notre Dame (Regional)																			
			L 5-10			Baylor (Regional)					L 2-10	Florida State (Super Regional)			L 4-11	Clemson (Super Regional)																			
			W 15-3			Richmond (Regional)					L 3-6	Florida State (Super Regional)			L 4-9	Clemson (Super Regional)																			
			<b>LSU</b>			W 12-9					Wake Forest (Regional)					W 11-4	NE Louisiana (Regional)			W 6-4	Liberty (Regional)														
						W 7-6 (11)					Illinois (Regional)					L 10-11	East Carolina (Regional)			W 6-1	Wake Forest (Regional)														
L 13-14				Miss. State (National)	W 6-3	Southern (Regional)		W 8-4	Wake Forest (Regional)																										
L 10-11 (11)				Southern Cal (National)	W 12-10	East Carolina (Regional)		W 6-3	La.-Lafayette (Super Regional)																										
			<b>LSU</b>	W 18-4	Nicholls State (Regional)				W 9-0		East Carolina (Regional)									L 1-7	La.-Lafayette (Super Regional)														
				W 15-6	USL (Regional)				L 6-13		Alabama (Super Regional)									L 2-3	La.-Lafayette (Super Regional)														
	W 13-11			Cal State-Fullerton (Regional)	L 5-13		Alabama (Super Regional)																												
	W 14-3			Cal State-Fullerton (Regional)	L 3-4		Long Beach State (Regional)																												
			<b>Miss. State</b>	W 12-10	Southern Cal (National)																	W 12-3	Monmouth (Regional)												
				W 10-8	Miss. State (National)																	L 7-13	Texas A&M (Regional)												
		L 4-5		Southern Cal (National)	W 18-14							Nebraska (Regional)																							
		L 3-7		Southern Cal (National)	L 3-6							Ohio State (Regional)																							
			<b>Miss. State</b>	W 7-6	Washington (Regional)													W 13-7	Nebraska (Regional)																
				L 3-4	Texas A&M (Regional)													L 7-10	Ohio State (Regional)																
W 15-14				Rice (Regional)																															
W 10-9				Texas A&M (Regional)																															
			<b>2000 Alabama</b>	W 11-5					Texas A&M (Regional)				W 8-2	Nevada (Regional)																					
				W 14-13					Florida (National)				L 6-8	Stanford (Regional)																					
	L 8-10			LSU (National)			W 6-5		Nevada (Regional)																										
	L 1-7			Southern Cal (National)			W 14-9		Stanford (Regional)																										
			<b>S. Carolina</b>	W 21-9			Fla. International (Regional)							L 6-16							Stanford (Regional)														
				W 9-8			Texas Tech (Regional)							L 5-9							Stetson (Regional)														
		L 2-14		Miami, Fla. (Regional)			W 11-5					Georgia Southern (Regional)																							
		L 2-4		N. Carolina (Regional)			L 10-13					Stetson (Regional)																							
			<b>1999 Alabama</b>	W 16-3	Navy (Regional)			L 1-4				San Jose State (Regional)																							
				W 10-4	Southern Miss (Regional)			W 10-1				Baylor (Regional)																							
W 7-6				Southern Miss (Regional)	W14-0			SW Texas State (Regional)																											
W 13-6				LSU (Super Regional)	W 8-7			San Jose State (Regional)																											
			<b>Arkansas</b>	W 13-5	LSU (Super Regional)						L 1-2	San Jose State (Regional)																							
				W 11-3	Oklahoma State (National)						W 19-1	Jackson State (Regional)																							
	L 1-8			Miami (National)	W 21-0				La.-Monroe (Regional)																										
	W 6-5			Rice (National)	W 5-3				La.-Monroe (Regional)																										
			<b>2001 Auburn</b>	L 2-5	Miami (National)							W 8-2	UCLA (Super Regional)																						
				W 10-6	Delaware (Regional)							W 14-8	UCLA (Super Regional)																						
				<b>2001 Auburn</b>	W 10-9	Texas A&M (Regional)							W 13-8	Texas (National)																					
					W 8-7	Jacksonville (Regional)							W 10-4	Southern Cal (National)																					
			L 6-10		Florida St. (Regional)																														
			W 3-2		Jacksonville (Regional)																														
			<b>Florida</b>	L 6-9	Florida St. (Regional)																														
				W 10-9	Stetson (Regional)																														
				L 2-6	Miami, Fla. (Regional)																														
				L 3-6	Stetson (Regional)																														
			<b>Georgia</b>	L 3-4	Georgia Southern (Regional)																														
				W 13-5	Georgia Tech (Regional)																														
		W 10-9		Georgia Southern (Regional)																															
		W 9-3		Coastal Carolina (Regional)																															
			<b>LSU</b>	W 8-7	Coastal Carolina (Regional)																														
				W 8-7	Florida St. (Super Regional)																														
L 6-11				Florida St. (Super Regional)																															
W 8-3				Florida St. (Super Regional)																															
			<b>Ole Miss</b>	L 5-11	Southern California (National)																														
				L 12-19	Tennessee (National)																														
	W 10-9			Minnesota (Regional)																															
	W 13-9			VCU (Regional)																															
			<b>2001 Auburn</b>	L 7-10	VCU (Regional)																														
				W 14-9	VCU (Regional)																														
		W 4-3		Tulane (Super Regional)																															
		L 4-9		Tulane (Super Regional)																															
			<b>Florida</b>	L 1-7	Tulane (Super Regional)																														
				L 2-6	Miami, Fla. (Regional)																														
L 3-6				Stetson (Regional)																															
L 3-4				Georgia Southern (Regional)																															
			<b>Georgia</b>	W 13-5	Georgia Tech (Regional)																														
				W 10-9	Georgia Southern (Regional)																														
	W 9-3			Coastal Carolina (Regional)																															
	W 8-7			Coastal Carolina (Regional)																															
			<b>LSU</b>	W 8-7	Florida St. (Super Regional)																														
				L 6-11	Florida St. (Super Regional)																														
		W 8-3		Florida St. (Super Regional)																															
		L 5-11		Southern California (National)																															
			<b>Ole Miss</b>	L 12-19	Tennessee (National)																														
				W 10-9	Minnesota (Regional)																														
W 13-9				VCU (Regional)																															
L 7-10				VCU (Regional)																															
			<b>2001 Auburn</b>	W 14-9	VCU (Regional)																														
				W 4-3	Tulane (Super Regional)																														
	L 4-9			Tulane (Super Regional)																															
	L 1-7			Tulane (Super Regional)																															
			<b>Florida</b>	L 1-7	Tulane (Super Regional)																														
				L 2-6	Miami, Fla. (Regional)																														
		L 3-6		Stetson (Regional)																															
		L 3-4		Georgia Southern (Regional)																															
			<b>Georgia</b>	W 13-5	Georgia Tech (Regional)																														
				W 10-9	Georgia Southern (Regional)																														
W 9-3				Coastal Carolina (Regional)																															
W 8-7				Coastal Carolina (Regional)																															
			<b>LSU</b>	W 8-7	Florida St. (Super Regional)																														
				L 6-11	Florida St. (Super Regional)																														
	W 8-3			Florida St. (Super Regional)																															
	L 5-11			Southern California (National)																															
			<b>Ole Miss</b>	L 12-19	Tennessee (National)																														
				W 10-9	Minnesota (Regional)																														
		W 13-9		VCU (Regional)																															
		L 7-10		VCU (Regional)																															
			<b>2001 Auburn</b>	W 14-9	VCU (Regional)																														
				W 4-3	Tulane (Super Regional)																														
L 4-9				Tulane (Super Regional)																															
L 1-7				Tulane (Super Regional)																															
			<b>Florida</b>	L 1-7	Tulane (Super Regional)																														
				L 2-6	Miami, Fla. (Regional)																														
	L 3-6			Stetson (Regional)																															
	L 3-4			Georgia Southern (Regional)																															
			<b>Georgia</b>	W 13-5	Georgia Tech (Regional)																														
				W 10-9	Georgia Southern (Regional)																														
		W 9-3		Coastal Carolina (Regional)																															
		W 8-7		Coastal Carolina (Regional)																															
			<b>LSU</b>	W 8-7	Florida St. (Super Regional)																														
				L 6-11	Florida St. (Super Regional)																														
W 8-3				Florida St. (Super Regional)																															
L 5-11				Southern California (National)																															
			<b>Ole Miss</b>	L 12-19	Tennessee (National)																														
				W 10-9	Minnesota (Regional)																														
	W 13-9			VCU (Regional)																															
	L 7-10			VCU (Regional)																															
			<b>2001 Auburn</b>	W 14-9	VCU (Regional)																														
				W 4-3	Tulane (Super Regional)																														
		L 4-9		Tulane (Super Regional)																															
		L 1-7		Tulane (Super Regional)																															
			<b>Florida</b>	L 1-7	Tulane (Super Regional)																														
				L 2-6	Miami, Fla. (Regional)																														
L 3-6				Stetson (Regional)																															
L 3-4				Georgia Southern (Regional)																															
			<b>Georgia</b>	W 13-5	Georgia Tech (Regional)																														
				W 10-9	Georgia Southern (Regional)																														
	W 9-3			Coastal Carolina (Regional)																															
	W 8-7			Coastal Carolina (Regional)																															
			<b>LSU</b>	W 8-7	Florida St. (Super Regional)																														
				L 6-11	Florida St. (Super Regional)																														
		W 8-3		Florida St. (Super Regional)																															
		L 5-11		Southern California (National)																															
			<b>Ole Miss</b>	L 12-19	Tennessee (National)																														
				W 10-9	Minnesota (Regional)																														
W 13-9				VCU (Regional)																															
L 7-10				VCU (Regional)																															
			<b>2001 Auburn</b>	W 14-9	VCU (Regional)																														
				W 4-3	Tulane (Super Regional)																														
	L 4-9			Tulane (Super Regional)																															
	L 1-7			Tulane (Super Regional)																															
			<b>Florida</b>	L 1-7	Tulane (Super Regional)																														
				L 2-6	Miami, Fla. (Regional)																														
		L 3-6		Stetson (Regional)																															
		L 3-4		Georgia Southern (Regional)																															
			<b>Georgia</b>	W 13-5	Georgia Tech (Regional)																														
				W 10-9	Georgia Southern (Regional)																														
W 9-3				Coastal Carolina (Regional)																															
W 8-7				Coastal Carolina (Regional)																															
			<b>LSU</b>	W 8-7	Florida St. (Super Regional)																														
				L 6-11	Florida St. (Super Regional)																														
	W 8-3			Florida St. (Super Regional)																															
	L 5-11			Southern California (National)																															
			<b>Ole Miss</b>	L 12-19	Tennessee (National)																														
				W 10-9	Minnesota (Regional)																														
		W 13-9		VCU (Regional)																															
		L 7-10		VCU (Regional)																															
			<b>2001 Auburn</b>	W 14-9	VCU (Regional)																														
				W 4-3	Tulane (Super Regional)																														
L 4-9				Tulane (Super Regional)																															
L 1-7				Tulane (Super Regional)																															
			<b>Florida</b>	L 1-7	Tulane (Super Regional)																														
				L 2-6	Miami, Fla. (Regional)																														
	L 3-6			Stetson (Regional)																															
	L 3-4			Georgia Southern (Regional)																															
			<b>Georgia</b>	W 13-5	Georgia Tech (Regional)																														
				W 10-9	Georgia Southern (Regional)																														
		W 9-3		Coastal Carolina (Regional)																															
		W 8-7		Coastal Carolina (Regional)																															
			<b>LSU</b>	W 8-7	Florida St. (Super Regional)																														
				L 6-11	Florida St. (Super Regional)																														
W 8-3				Florida St. (Super Regional)																															
L 5-11				Southern California (National)																															
			<b>Ole Miss</b>	L 12-19	Tennessee (National)																														
				W 10-9	Minnesota (Regional)																														
	W 13-9			VCU (Regional)																															
	L 7-10			VCU (Regional)																															
			<b>2001 Auburn</b>	W 14-9	VCU (Regional)																														
				W 4-3	Tulane (Super Regional)																														
		L 4-9		Tulane (Super Regional)																															
		L 1-7		Tulane (Super Regional)																															
			<b>Florida</b>	L 1-7	Tulane (Super Regional)																														
				L 2-6	Miami, Fla. (Regional)																														
L 3-6				Stetson (Regional)																															
L 3-4				Georgia Southern (Regional)																															
			<b>Georgia</b>	W 13-5	Georgia Tech (Regional)																														
				W 10-9	Georgia Southern (Regional)																														
	W 9-3			Coastal Carolina (Regional)																															
	W 8-7			Coastal Carolina (Regional)																															
			<b>LSU</b>	W 8-7	Florida St. (Super Regional)																														
				L 6-11	Florida St. (Super Regional)																														
		W 8-3		Florida St. (Super Regional)																															
		L 5-11		Southern California (National)																															
			<b>Ole Miss</b>	L 12-19	Tennessee (National)																														
				W 10-9	Minnesota (Regional)																														
W 13-9				VCU (Regional)																															
L 7-10				VCU (Regional)																															
			<b>2001 Auburn</b>	W 14-9	VCU (Regional)																														
				W 4-3	Tulane (Super Regional)</																														



# TOURNAMENTS

ALABAMA • ARKANSAS • AUBURN • FLORIDA • GEORGIA • KENTUCKY • LSU • OLE MISS

## NCAA TOURNAMENT RESULTS

Year	School	Score	Opponent	Year	School	Score	Opponent	Year	School	Score	Opponent
		L 6-17	Oklahoma State (Regional)			L 0-3	Georgia Tech (Super Regional)			W 6-5	Baylor (Super Regional)
	<b>Miss. State</b>	W 9-8	Kent (Regional)			W 9-7	Coastal Carolina (Regional)			W 20-5	Baylor (Super Regional)
		W 4-3	Delaware (Regional)			L 7-8	Georgia Tech (Regional)			L 2-8	Cal-St. Fullerton (Nationals)
		W 14-4	Kent (Regional)		<b>LSU</b>	W 5-4	Southern (Regional)		<b>Ole Miss</b>	L 10-11	South Carolina (Nationals)
		L 2-13	Cal-St. Fullerton (Super Regional)			L 0-5	LA-Lafayette (Regional)			L 2-4	Wichita State (Regional)
	<b>S. Carolina</b>	L 3-9	Cal-St. Fullerton (Super Regional)			W 4-2	Tulane (Regional)			W 7-1	McNeese State (Regional)
		W 16-0	The Citadel (Regional)			W 12-2	LA-Lafayette (Regional)			L 4-5	Wichita State (Regional)
		L 6-8	UCF (Regional)			W 12-2	LA-Lafayette (Regional)		<b>Miss. State</b>	W 10-4	MTSU (Regional)
		W 11-7	Princeton (Regional)			L 0-6	Rice (Super Regional)			L 5-10	North Carolina (Regional)
		W 9-7	UCF (Regional)		<b>S. Carolina</b>	L 0-3	Rice (Super Regional)			W 10-5	Missouri (Regional)
		W 5-2	UCF (Regional)			W 6-3	VCU (Regional)			L 6-8 (11)	North Carolina (Regional)
		L 1-11	Stanford (Super Regional)			W 9-6	North Carolina (Regional)		<b>S. Carolina</b>	W 4-0	East Carolina (Regional)
		W 4-3	Stanford (Super Regional)			L 4-8	North Carolina (Regional)			W 7-2	Stetson (Regional)
	<b>Tennessee</b>	L 2-3	Stanford (Super Regional)			W 3-1	North Carolina (Regional)			W 9-3	Stetson (Regional)
		W 2-1	MTSU (Regional)			W 10-7	Miami (Super Regional)			W 5-4	North Carolina (Super Regional)
		W 11-0	Tenn. Tech (Regional)			L 2-5	Miami (Super Regional)			W 14-4	North Carolina (Super Regional)
		L 3-10	Wake Forest (Regional)			W 6-4	Miami (Super Regional)			L 0-8	Stanford (National)
		W 6-3	Wake Forest (Regional)			L 0-11	Georgia Tech (National)			W 11-10	LSU (National)
		W 13-10	East Carolina (Super Regional)			W 10-8	Nebraska (National)			L 6-13	Stanford (National)
		W 6-3	East Carolina (Super Regional)			W 9-5	Georgia Tech (National)		<b>2004 Arkansas</b>	W 4-1	Le Moyne (Regional)
		L 13-21	Miami (National)			W 12-4	Clemson (National)			L 3-4 (11)	Wichita State (Regional)
		W 19-12	Georgia (National)			W 10-2	Clemson (National)			W 10-7	Missouri (Regional)
		W 10-2	Southern California (National)			L 6-12	Texas (National Title Game)			W 11-9	Wichita State (Regional)
		L 6-12	Miami (National)							W 4-3	Wichita State (Regional)
<b>2002 Alabama</b>		L 4-7	SEMS (Regional)	<b>2003 Alabama</b>		W 4-3	Houston (Regional)			W 7-5	Florida State (Super Regional)
		W 6-3	Auburn (Regional)			L 5-16	Texas A&M (Regional)			W 4-2	Florida State (Super Regional)
		W 7-4	SEMS (Regional)		<b>Arkansas</b>	L 8-16	Houston (Regional)			L 2-13	Texas (National)
		W 7-2	Fla. Atlantic (Regional)			L 2-3	Lamar (Regional)		<b>Florida</b>	L 2-7	Arizona (National)
		L 5-6	Fla. Atlantic (Regional)			W 10-7	Bucknell (Regional)			W 12-1	Central Conn. State (Regional)
	<b>Arkansas</b>	W 8-5	Oklahoma (Regional)			L 6-7	Lamar (Regional)			W 4-3	UCLA (Regional)
		W 7-6	Oral Roberts (Regional)		<b>Auburn</b>	W 5-2	Princeton (Regional)			W 11-0	UCLA (Regional)
		W 11-6	Oral Roberts (Regional)			L 2-6	Ohio State (Regional)			L 7-8	Miami, Fla. (Super Regional)
		W 9-6	Clemson (Super Regional)			W 15-0	Clemson (Regional)			L 1-3	Miami, Fla. (Super Regional)
		L 7-8	Clemson (Super Regional)			L 7-9	Ohio State (Regional)		<b>Georgia</b>	W 16-2	MTSU (Regional)
		L 4-7	Clemson (Super Regional)		<b>Florida</b>	L 3-4	Florida Atlantic (Regional)			W 6-3	Clemson (Regional)
	<b>Auburn</b>	L 11-16	Florida Atlantic (Regional)			W 8-6	Bethune-Cookman (Regional)			L 9-10	Clemson (Regional)
		L 3-6	Alabama (Regional)			W 22-14	Florida Atlantic (Regional)			W 7-6 (10)	Clemson (Regional)
	<b>Florida</b>	W 13-1	Bethune-Cookman (Regional)			W 15-5	Miami (Regional)			W 7-5	Georgia Tech (Super Regional)
		L 2-7	Miami (Regional)			L 10-13	Miami (Regional)			W 5-3	Georgia Tech (Super Regional)
		W 21-10	Bethune-Cookman (Regional)		<b>LSU</b>	W 11-8	Northeastern (Regional)			W 8-7	Arizona (National)
		W 11-10	Miami (Regional)			W 13-5	Tulane (Regional)			L 3-9	Texas (National)
		L 7-8	Miami (Regional)			W 9-8 (11)	UNC-Wilmington (Regional)			W 3-1	Arizona (National)
	<b>Georgia</b>	W 7-1	Louisville (Regional)			L 1-4	Baylor (Super Regional)			L 6-7	Texas (National)
									<b>LSU</b>	W 9-0	Army (Regional)





# TOURNAMENTS

ALABAMA • ARKANSAS • AUBURN • FLORIDA • GEORGIA • KENTUCKY • LSU • OLE MISS

## NCAA TOURNAMENT RESULTS

Year	School	Score	Opponent	Year	School	Score	Opponent	Year	School	Score	Opponent
		L 6-7	Oklahoma State (Regional)			W 10-8	Stanford (National)			16-5	Miami (Fla.)
	<b>Miss. State</b>	W 6-3	Stetson (Regional)			W 7-6	Fresno State (National)			7-9	Southern Miss. (Super Regional)
		W 3-0	Florida State (Regional)			L 10-19	Fresno State (National)		<b>Georgia</b>	6-7	Southern Miss. (Super Regional)
		W 9-4	Florida State (Regional)			L 1-6	Fresno State (National)			24-8	Ohio State (Regional)
		W 8-6	Clemson (Super Regional)		<b>Kentucky</b>	L 5-7	Michigan (Regional)			2-8	Florida State (Regional)
		W 8-5	Clemson (Super Regional)			W 4-3	E. Michigan (Regional)			6-13	Ohio State (Regional)
		L 5-8	North Carolina (National)			W 12-6	Michigan (Regional)		<b>LSU</b>	10-2	Southern (Regional)
		L 4-12	Louisville (National)		<b>LSU</b>	L 3-5	Arizona (Regional)			3-2 (10)	Baylor (Regional)
	<b>Ole Miss</b>	W 14-5	Sam Houston State (Regional)			W 12-1	Texas Southern (Regional)			10-3	Minnesota (Regional)
		W 4-0	Southern Mississippi (Regional)			W 13-4	Southern Miss (Regional)			12-9	Rice (Super Regional)
		W 21-13	Sam Houston State (Regional)			W 11-4	Southern Miss (Regional)			5-3	Rice (Super Regional)
		L 3-4	Arizona State (Super Regional)			L 5-11	UC Irvine (Super Regional)			9-5	Virginia (National)
		L 1-7	Arizona State (Super Regional)			W 9-7	UC Irvine (Super Regional)			9-1	Arkansas (National)
	<b>S. Carolina</b>	W 9-1	Wofford (Regional)			W 21-7	UC Irvine (Super Regional)			14-5	Arkansas (National)
		W 12-8	Charlotte (Regional)			L 4-8	North Carolina (National)		<b>Ole Miss</b>	7-6	Texas (National)
		W 11-6	Charlotte (Regional)			W 6-5	Rice (National)			1-5	Texas (National)
		L 6-9	North Carolina (Super Regional)			L 3-7	North Carolina (National)			11-4	Texas (National)
		W 8-6	North Carolina (Super Regional)		<b>Ole Miss</b>	L 0-7	Missouri (Regional)			8-1	Monmouth (Regional)
		L 4-9	North Carolina (Super Regional)			W 14-1	Bethune Cookman (Regional)			7-4	Western Kentucky (Regional)
	<b>Vanderbilt</b>	W 2-1 (11)	Austin Peay (Regional)			W 9-6	Missouri (Regional)			9-10	Western Kentucky (Regional)
		L 3-4	Michigan (Regional)			L 2-11	Miami (Regional)			4-1	Western Kentucky (Regional)
		W 11-5	Austin Peay (Regional)		<b>S. Carolina</b>	W 15-8	Charlotte (Regional)			4-3 (12)	Virginia (Super Regional)
		W 10-7	Michigan (Regional)			L 4-5	N.C. State (Regional)			3-4	Virginia (Super Regional)
		L 3-4 (10)	Michigan (Regional)			W 7-5	James Madison (Regional)		<b>S. Carolina</b>	1-5	Virginia (Super Regional)
					<b>Vanderbilt</b>	L 1-2	N.C. State (Regional)			11-3	George Mason (Regional)
						L 5-8	Oklahoma (Regional)			12-2	East Carolina (Regional)
<b>2008</b>	<b>Alabama</b>	W 16-3	East Carolina (Regional)			W 9-4	Stony Brook (Regional)			6-8	East Carolina (Regional)
		L 10-13	Coastal Carolina (Regional)			L 10-11	Oklahoma (Regional)			9-10 (10)	East Carolina (Regional)
		L 1-16	East Carolina (Regional)						<b>Vanderbilt</b>	4-5	MTSU (Regional)
	<b>Arkansas</b>	L 3-4	Pepperdine (Regional)		<b>2009</b>	L 6-10	Oklahoma State (Regional)			10-0	Indiana (Regional)
		L 1-5	Stanford (Regional)			L 2-6	Tennessee Tech (Regional)			6-0	MTSU (Regional)
	<b>Florida</b>	L 4-7	Tulane (Regional)			10-3	Washington State (Regional)			8-4	Louisville (Regional)
		L 11-17	Florida State (Regional)		<b>Arkansas</b>	17-6	Oklahoma (Regional)			3-5	Louisville (Regional)
	<b>Georgia</b>	L 7-10	Libscomb (Regional)			11-0	Oklahoma (Regional)		<b>2010</b>	11-2	Elon (Regional)
		W 9-8	Louisville (Regional)			7-2	Florida State (Super Regional)			2-5	Georgia Tech (Regional)
		W 14-3	Libscomb (Regional)			9-8	Florida State (Super Regional)			5-3	Mercer (Regional)
		W 8-0	Georgia Tech (Regional)			10-6	Cal-State Fullerton (National)			8-1	Georgia Tech (Regional)
		W 18-6	Georgia Tech (Regional)			1-9	LSU (National)			10-8	Georgia Tech (Regional)
		W 11-4	N.C. State (Super Regional)			4-3	Virginia (National)			5-4	Clemson (Super Regional)
		L 6-10	N.C. State (Super Regional)			5-14	LSU (National)			5-9	Clemson (Super Regional)
		W 17-8	N.C. State (Super Regional)		<b>Florida</b>	8-7	Bethune-Cookman (Regional)			6-8	Clemson (Super Regional)
		W 7-4	Miami (National)			8-2	Miami (Fla.) (Regional)		<b>Arkansas</b>	19-7	Grambling (Regional)
		W 4-3	Stanford (National)							16-4	Washington State (Regional)



# TOURNAMENTS



MISSISSIPPI STATE • MISSOURI • SOUTH CAROLINA • TENNESSEE • TEXAS A&M • VANDERBILT

## NCAA TOURNAMENT RESULTS

Year	School	Score	Opponent	Year	School	Score	Opponent	Year	School	Score	Opponent
		7-10	Washington State (Regional)			5-9	Florida State (Regional)			9-3	Oregon State (Super Regional)
		7-2	Washington State (Regional)			12-5	UCF (Regional)			7-3	North Carolina (National)
		6-7 (12)	Arizona State (Super Regional)			1-11	Florida State (Regional)			1-3	Florida (National)
		5-7	Arizona State (Super Regional)		<b>Arkansas</b>	2-3	Charlotte (Regional)			4-6	Florida (National)
	<b>Auburn</b>	9-7	Jacksonville State (Regional)			3-0	New Mexico (Regional)		<b>2012 Arkansas</b>	5-4	Sam Houston State (Regional)
		2-5	Clemson (Regional)			11-3	Charlotte (Regional)			1-0	Rice (Regional)
		17-8	Southern Miss (Regional)			4-13	Arizona State (Regional)			5-1	Sam Houston State (Regional)
		11-10	Clemson (Regional)		<b>Florida</b>	17-3	Manhattan (Regional)			1-8	Baylor (Super Regional)
	<b>Florida</b>	7-13	Clemson (Regional)			5-4	Miami (Regional)			5-4	Baylor (Super Regional)
		7-3	Bethune-Cookman (Regional)			11-4	Miami (Regional)			1-0 (10)	Baylor (Super Regional)
		10-2	Oregon State (Regional)			11-1	Miss. State (Super Regional)			8-1	Kent State (National)
		15-0	Florida Atlantic (Regional)			3-4	Miss. State (Super Regional)			2-1	South Carolina (National)
		7-2	Miami (Super Regional)			8-6	Miss. State (Super Regional)			0-2	South Carolina (National)
		4-3 (10)	Miami (Super Regional)			8-4	Texas (National)			2-3	South Carolina (National)
		3-11	UCLA (National)			3-1	Vanderbilt (National)		<b>Florida</b>	4-0	Bethune-Cookman (Regional)
		5-8	Florida State (National)			6-4	Vanderbilt (National)			6-2	Georgia Tech (Regional)
	<b>LSU</b>	11-10 (11)	UC-Irvine (Regional)			1-2 (11)	South Carolina (National)			15-3	Georgia Tech (Regional)
		3-6	UC-Irvine (Regional)		<b>Georgia</b>	2-5	South Carolina (National)			7-1	N.C. State (Super Regional)
		3-4	UC-Irvine (Regional)			1-2	Creighton (Regional)			9-8 (10)	N.C. State (Super Regional)
	<b>Ole Miss</b>	10-5	St. John's (Regional)			7-3	UALR (Regional)			3-7	South Carolina (National)
		7-13	Virginia (Regional)			5-4 (11)	Creighton (Regional)			4-5	Kent State (National)
		16-20	Virginia (Regional)			4-6	Oregon State (Regional)		<b>Kentucky</b>	6-7 (21)	Kent State (Regional)
	<b>S. Carolina</b>	9-5	Bucknell (Regional)			3-0	Southern Miss (Regional)			8-1	Valparaiso (Regional)
		9-4	Citadel (Regional)		<b>Miss. State</b>	8-3	Austin Peay (Regional)			6-3	Purdue (Regional)
		10-2	Virginia Tech (Regional)			7-3	Georgia Tech (Regional)			2-3	Kent State (Regional)
		4-3	Coastal Carolina (Super Regional)			1-11	Florida (Super Regional)		<b>LSU</b>	4-1	ULM (Regional)
		10-9	Coastal Carolina (Super Regional)			4-3	Florida (Super Regional)			7-1	Oregon State (Regional)
		3-4	Oklahoma (National)			6-8	Florida (Super Regional)			6-5 (10)	Oregon State (Regional)
		11-4	Arizona State (National)		<b>S. Carolina</b>	2-1	Georgia State (Regional)			5-4 (12)	Stony Brook (Super Regional)
		3-2 (12)	Oklahoma (National)			11-5	Stetson (Regional)			1-3	Stony Brook (Super Regional)
		5-1	Clemson (National)			8-2	Stetson (Regional)			2-7	Stony Brook (Super Regional)
		4-3	Clemson (National)			5-1	UConn (Super Regional)		<b>Ole Miss</b>	6-2	TCU (Regional)
		7-1	UCLA (National)			8-2	UConn (Super Regional)			6-3	Texas A&M (Regional)
		2-1 (11)	UCLA (National)			3-4	Oklahoma (National)			2-5	TCU (Regional)
	<b>Vanderbilt</b>	8-7 (13)	Illinois State (Regional)			3-4	Oklahoma (National)			4-7	TCU (Regional)
		1-7	Louisville (Regional)			5-4	Texas A&M (National)		<b>Miss. State</b>	0-5	Samford (Regional)
		10-4	Illinois State (Regional)			7-1	Virginia (National)			8-1	UAB (Regional)
		7-0	Louisville (Regional)			3-2 (13)	Virginia (National)			2-3	Samford (Regional)
		3-2 (10)	Louisville (Regional)			2-1 (11)	Florida (National)		<b>S. Carolina</b>	7-0	Manhattan (Regional)
		8-9	Florida State (Super Regional)			5-2	Florida (National)			5-4 (12)	Clemson (Regional)
		6-2	Florida State (Super Regional)		<b>Vanderbilt</b>	10-0	Belmont (Regional)			4-3	Clemson (Regional)
		6-7	Florida State (Super Regional)			10-2	Troy (Regional)			5-0	Oklahoma (Super Regional)
						6-1	Belmont (Regional)				
						11-1	Oregon State (Super Regional)				
<b>2011 Alabama</b>		5-3	UCF (Regional)								



# TOURNAMENTS

ALABAMA • ARKANSAS • AUBURN • FLORIDA • GEORGIA • KENTUCKY • LSU • OLE MISS

## NCAA TOURNAMENT RESULTS

Year	School	Score	Opponent	Year	School	Score	Opponent	Year	School	Score	Opponent
		5-1	Oklahoma (Super Regional)			19-3	Liberty (Regional)			1-4	Virginia (National)
		7-3	Florida (National)			6-4	Liberty (Regional)		<b>Miss. State</b>	5-2	San Diego State (Regional)
		1-2	Arkansas (National)			5-6	N. Carolina (Super Regional)			3-1	Jackson State (Regional)
		4-1	Kent State (National)			8-0	N. Carolina (Super Regional)			8-14	Louisiana-Lafayette (Regional)
		2-0	Arkansas (National)			4-5	N. Carolina (Super Regional)			3-5	Louisiana-Lafayette (Regional)
		4-3	Arkansas (National)		<b>Texas A&amp;M</b>	4-6	UCSB (Regional)		<b>S. Carolina</b>	5-2	Campbell (Regional)
		1-5	Arizona (National)			6-1	UTSA (Regional)			3-4	Maryland (Regional)
		1-4	Arizona (National)			5-4	UCSB (Regional)			9-0	Campbell (Regional)
	<b>Vanderbilt</b>	8-2	UNCW (Regional)			1-6	Oregon State (Regional)			1-10	Maryland (Regional)
		9-8	N.C. State (Regional)		<b>Vanderbilt</b>	9-1	ETSU (Regional)		<b>Texas A&amp;M</b>	1-8	Texas (Regional)
		5-6	N.C. State (Regional)			10-4	Illinois (Regional)			7-3	George Mason (Regional)
		7-9	N.C. State (Regional)			0-5	Georgia Tech (Regional)			9-8	Rice (Regional)
<b>2013</b>	<b>Alabama</b>	2-5	Troy (Regional)			7-1	Georgia Tech (Regional)			3-2	Texas (Regional)
		3-2	Savannah State (Regional)			3-5	Louisville (Super Regional)		<b>Vanderbilt</b>	1-4	Texas (Regional)
		8-9	Troy (Regional)			1-2	Louisville (Super Regional)			11-0	Xavier (Regional)
	<b>Arkansas</b>	1-4	Bryant (Regional)		<b>2014</b>	0-1	Kennesaw State (Regional)			7-2	Oregon (Regional)
		3-1	Wright State (Regional)			6-5	Florida State (Regional)			3-2	Oregon (Regional)
		12-3	Bryant (Regional)			6-0	Georgia Southern (Regional)			11-6	Stanford (Super Regional)
		3-4	Kansas State (Regional)			4-1	Kennesaw State (Regional)			4-5	Stanford (Super Regional)
	<b>Florida</b>	3-4	Austin Peay (Regional)			2-4	Kennesaw State (Regional)			12-5	Stanford (Super Regional)
		4-5	Valparaiso (Regional)			3-2	Arkansas (Regional)			5-3	Louisville (National)
	<b>LSU</b>	11-7	Jackson State (Regional)			0-3	Virginia (Regional)			6-4	UC-Irvine (National)
		8-5	Sam Houston (Regional)			10-0	Bucknell (Regional)			0-4	Texas (National)
		5-1	LA-Lafayette (Regional)		<b>Arkansas</b>	2-9	Virginia (Regional)			4-3	Texas (National)
		2-0	Okalahoma (Super Regional)			2-3	College of Charleston (Regional)			9-8	Virginia (National)
		11-1	Oklahoma (Super Regional)			2-5	North Carolina (Regional)			2-7	Virginia (National)
		1-2	UCLA (National)			2-9	Virginia (Regional)			3-2	Virginia (National)
		2-4	North Carolina (National)		<b>Florida</b>	2-3	College of Charleston (Regional)				
	<b>Ole Miss</b>	2-4	William & Mary (Regional)			2-5	North Carolina (Regional)				
		8-4	Binghamton (Regional)			6-10	Kansas (Regional)				
		1-4	William & Mary (Regional)		<b>Kentucky</b>	4-2	Kent State (Regional)				
	<b>Miss. State</b>	5-3	C. Arkansas (Regional)			8-6	Kansas (Regional)				
		6-2	S. Alabama (Regional)			1-4	Louisville (Regional)				
		2-5	C. Arkansas (Regional)		<b>LSU</b>	8-4	Saint Louis (Regional)				
		6-1	C. Arkansas (Regional)			5-1	Houston (Regional)				
		11-6	Virginia (Super Regional)			4-5	Houston (Regional)				
		6-5	Virginia (Super Regional)			2-12	Houston (Regional)				
		5-4	Oregon State (National)		<b>Ole Miss</b>	12-2	Jacksonville State (Regional)				
		5-4	Indiana (National)			2-1	Washington (Regional)				
		4-1	Oregon State (National)			3-2	Washington (Regional)				
	<b>S. Carolina</b>	1-3	UCLA (National)			5-9	Louisiana-Lafayette (Super Regional)				
		0-8	UCLA (National)			5-2	Louisiana-Lafayette (Super Regional)				
		7-3	SE Louisiana (Regional)			10-4	Louisiana-Lafayette (Super Regional)				
						1-2	Virginia (National)				
						2-1	Texas Tech (National)				
						6-4	TCU (National)				



# POLLS

[SECSPORTS.COM](http://SECSPORTS.COM)



# POLLS

ALABAMA • ARKANSAS • AUBURN • FLORIDA • GEORGIA • KENTUCKY • LSU • OLE MISS

## FINAL COLLEGIATE BASEBALL POLLS

### 1959

1. Southern Cal
2. Oklahoma State
3. Western Michigan
4. Arizona
5. Connecticut
6. Notre Dame
7. Clemson
8. Minnesota
9. Fresno State
10. Bradley
11. Texas A&M
12. Penn State
13. Illinois
14. Santa Clara
- 15. OLE MISS**
16. Colorado State
- 17. GEORGIA TECH**
18. Missouri
19. Southern
20. Rollins

### 1960

1. Minnesota
2. Oklahoma State
3. Southern Cal
4. Arizona
- 5. OLE MISS**
5. North Carolina
7. Arizona State
8. Texas
9. Washington State
10. Detroit
11. Southern
12. Pepperdine
13. California
14. Ohio
15. Notre Dame
16. Sam Houston
17. Citadel
18. St. John's
19. Boston College
20. Colorado State

### 1961

1. Southern Cal
2. Oklahoma St.
3. Boston College
4. Syracuse
5. Western Mich.
6. Duke
7. Northern Colo.
8. Texas
9. Fresno St.
10. Arizona
11. Navy
12. Michigan

13. Arizona St.
14. California
15. Indiana
16. Minnesota
17. Florida St.
18. Cincinnati
19. Connecticut
20. Detroit
21. North Carolina
- 22. LSU**
23. St. John's (N.Y.)
24. West Virginia
25. Baylor
26. Delaware
27. Wake Forest
28. Washington St.
29. Villanova
30. Florida A&M

### 1962

1. Michigan
2. Santa Clara
3. Texas
4. Florida St.
5. Ithaca
6. Holy Cross
7. Missouri
8. Northern Colo.
9. Fresno St.
10. Western Mich.
11. Illinois
12. Wake Forest
- 13. FLORIDA**
- 14. MISSISSIPPI STATE**
15. Oregon St.
16. Detroit
17. St. John's (N.Y.)
18. Texas A&M
19. Arizona
20. West Virginia
21. Cal. Poly Pomona
22. Cal. St. Los Angeles
23. Southern Cal
24. Navy
25. Army
26. Arizona St.
- 27. AUBURN**
28. Gettysburg
29. Vermont
30. Harvard

### 1963

1. Missouri
2. Western Michigan
3. Texas
4. Holy Cross
5. Southern Cal
6. Florida State

7. Arizona
8. Penn State
9. Wake Forest
10. Oregon State
11. West Virginia
12. St. John's
13. Temple
14. Illinois
15. Notre Dame
16. Ithaca
17. Oregon
18. Cal Poly Pomona
19. Pepperdine
20. Arizona State

### 1964

1. Missouri
2. Arizona State
- 3. OLE MISS**
4. Southern Cal
5. Texas A&M
6. Minnesota
7. Seton Hall
8. Oregon
9. Santa Clara
10. North Carolina
11. Texas
- 12. AUBURN**
13. Wake Forest
14. West Virginia
15. Kent State
16. Western Michigan
17. Cal Poly Pomona
18. UCLA
19. Maine
20. Arizona

### 1965

1. Arizona St.
2. Ohio St.
3. St. Louis
4. Washington St.
5. Florida St.
6. Connecticut
7. Lafayette
8. Texas
9. Detroit
10. Georgia Tech.
11. Ohio
12. Stanford
13. Holy Cross
14. California
15. Michigan
16. Cal. Poly Pomona
17. Santa Clara
18. Missouri
19. Texas A&M
20. Western Mich.

21. Michigan St.
22. Utah
23. UCLA
24. Southern Cal
25. Arizona
26. Cal. St. Northridge
27. Princeton
28. Rider
- 29. MISSISSIPPI STATE**
30. Maryland

### 1966

1. Ohio St.
2. Oklahoma St.
3. Southern Cal
4. St. John's (N.Y.)
5. Arizona
6. Texas
7. North Carolina
8. Northeastern
9. Florida St.
10. Western Mich.
11. Washington St.
12. Fresno St.
13. Cal. Poly Pomona
14. St. Louis
15. Seton Hall
16. Minnesota
17. Arizona St.
18. Idaho
19. Massachusetts
20. Colby
21. Michigan
22. Chapman
23. Ohio
24. Southern Conn.
25. Boston College
- 26. MISSISSIPPI STATE**
27. Clemson
28. East Carolina
29. Lafayette
30. Rutgers

### 1967

1. Arizona St.
2. Houston
3. Stanford
- 4. AUBURN**
5. Rider
6. Boston College
7. Ohio St.
8. Oklahoma St.
9. Clemson
10. Fresno St.
11. Western Mich.
12. Arizona
13. Florida St.
14. Southern Cal

15. Minnesota
16. Michigan
17. Texas
18. Brigham Young
- 19. FLORIDA**
20. West Virginia
21. Air Force
22. Seattle U.
23. East Carolina
24. Notre Dame
25. Massachusetts
26. Connecticut
27. Pittsburgh
28. Idaho
29. Denver
30. St. Louis

## 1968

1. Southern Cal
2. Ohio State
3. Arizona
4. North Carolina
5. Texas
6. Florida State
7. Western Michigan
8. Washington State
9. Fresno State
10. Oklahoma State
11. Cal Poly Pomona
12. St. Louis
13. St. John's
14. Seton Hall
15. Minnesota
16. Arizona State
17. Idaho
18. Massachusetts
19. Colby
20. Michigan

## 1969

1. Arizona St.
2. Tulsa
3. New York U.
4. Texas
5. Massachusetts
- 6. OLE MISS**
7. Southern Illinois
8. UCLA
9. Santa Clara
10. Florida St.
11. Minnesota
12. Virginia Tech
13. Oklahoma St.
14. Miami (Fla.)
15. North Carolina
16. Stanford
17. Southern Cal
18. Brigham Young
19. Arizona
20. Tulane

21. Ball St.
22. Ohio
23. Western Michigan
24. Cal. St. Long Beach
25. Boston U.
26. Colgate
27. Seton Hall
28. St. John's (N.Y.)
29. California
30. Clemson

## 1970

1. Southern Cal
2. Texas
3. Florida State
4. Ohio
5. Iowa State
6. Arizona
7. Dartmouth
8. Delaware
9. Ohio State
- 10. MISSISSIPPI STATE**
11. Southern Illinois
12. Minnesota
13. Washington State
14. Santa Clara
15. Pan American
16. Maryland
- 17. TENNESSEE**
18. Clemson
19. Tulsa
20. Jacksonville
21. Connecticut
22. Notre Dame
23. Cal State Long Beach
24. Arkansas State
25. East Carolina

## 1971

1. Southern Cal
2. Southern Illinois
3. Tulsa
4. Tex.-Pan American
5. Brigham Young
6. Harvard
- 7. MISSISSIPPI STATE**
8. Seton Hall
9. Santa Clara
10. Georgia Tech.
11. Ohio
12. Miami (Fla.)
13. Cincinnati
14. Michigan St.
15. Gonzaga
16. Iowa St.
17. Texas
18. Arizona St.
19. Washington St.
20. Massachusetts
21. San Jose St.

22. Maryland
23. Florida St.
24. South Alabama
25. Iona
26. Buffalo
27. St. Joseph's (Pa.)
28. Penn St.
29. Miami (Ohio)
30. Oklahoma

## 1972

1. Arizona State
- 2. OLE MISS**
3. Southern Cal
4. Oklahoma
5. Texas
6. Temple
7. South Alabama
8. Tulsa
9. Iowa
10. Connecticut
11. Jacksonville
12. Stanford
13. Bowling Green
14. Miami, Ohio
15. Pan American
16. Trinity
17. Cal Santa Barbara
18. Northern Illinois
19. Florida State
20. Santa Clara
21. St. John's
22. Michigan State
23. Tulane
24. Penn State
25. Washington State
- 28. VANDERBILT**

## 1973

1. Southern Cal
2. Arizona State
3. South Alabama
4. Texas
5. Georgia Southern
6. Miami
6. Florida State
- 8. VANDERBILT**
9. Southern Illinois
10. Tulsa
11. Oral Roberts
12. Harvard
13. Oklahoma State
14. Michigan State
15. East Carolina
16. Iowa
17. Oklahoma
18. Colorado
19. Murray
20. Pan American
21. Delaware

22. Jacksonville
23. Toledo
24. Stanford
25. Ohio

## 1974

1. Miami
2. Texas
3. Oklahoma
4. Southern Illinois
5. Southern Cal
6. Northern Colorado
7. Arizona
8. Seton Hall
9. South Carolina
10. Harvard
11. Georgia Southern
12. Cal State (LA)
13. La. Tech
- 14. VANDERBILT**
15. Pan American
16. Minnesota
17. Iowa
18. Miami, Ohio
19. Arizona State
20. Santa Clara
21. Texas A&M
22. Texas Christian
23. Tulsa
24. Pepperdine
25. East Carolina

## 1975

1. Florida State
2. Texas
3. Arizona State
4. South Carolina
5. Oklahoma
6. Cal State Fullerton
7. Tulsa
8. Eastern Michigan
9. Seton Hall
10. Pepperdine
11. Southern Cal
12. Miami
13. Arizona
14. Pan American
15. N.C. State
16. South Alabama
17. Michigan
18. St. John's
- 19. LSU**
20. Washington State
21. Maine
22. Temple
23. Murray State
24. Southern Illinois
25. Clemson



# POLLS

ALABAMA • ARKANSAS • AUBURN • FLORIDA • GEORGIA • KENTUCKY • LSU • OLE MISS

## 1976

1. Arizona State
2. Arizona
3. Eastern Michigan
4. Oklahoma
5. Clemson
6. Texas
7. Washington State
- 8. AUBURN**
9. Jacksonville
10. Maine
11. Illinois State
12. Miami
13. Seton Hall
14. Florida State
15. UCLA
16. Temple
17. South Carolina
18. Furman
19. Virginia Tech
20. Michigan
21. Minnesota
22. Memphis State
23. Massachusetts
24. Connecticut
25. Northern Colorado

## 1977

1. Arizona State
2. Minnesota
3. Southern Illinois
4. South Carolina
5. Clemson
6. Cal State (LA)
7. Baylor
8. Temple
9. Miami
10. Southern Cal
11. Washington State
12. South Alabama
- 13. FLORIDA**
14. Wake Forest
15. Miami, Ohio
16. Texas A&M
17. St. John's
18. Texas
19. Michigan
20. Cal State Fullerton
21. Fresno State
22. Cornell
23. Hawaii
24. San Diego State
25. St. Mary's

## 1978

1. Southern Cal
2. Arizona State
3. Oral Roberts
4. Miami
5. Michigan

6. Baylor
7. North Carolina
8. Memphis State
9. Arizona
10. St. John's
11. Gonzaga
12. Texas A&M
13. Houston
- 14. MISSISSIPPI STATE**
15. UCLA
16. Washington State
17. Marshall
18. Arkansas
19. Temple

## 1979

1. Texas
2. Miami (Fla.)
3. Cal State-Fullerton
- 4. MISSISSIPPI STATE**
5. Arizona
6. UCLA
7. Arkansas
8. Pepperdine
9. Clemson
10. Hawaii
11. Delaware
12. Connecticut
13. Georgia Southern
14. Brigham Young
15. Lamar
16. San Diego State
17. Murray State
18. Indiana State
- 19. FLORIDA**
20. Tulane
21. Southern Illinois
22. New Orleans
23. Pan American
24. Michigan State
25. Oklahoma

## 1980

1. Miami (Fla.)
2. Arizona
3. California
4. Clemson
5. Hawaii
6. Florida State
7. Michigan
8. South Carolina
9. Gonzaga
10. Texas
11. St. John's
12. UNLV
13. Missouri
14. Nebraska
15. Louisiana Tech
16. Oklahoma State
17. Delaware

18. Western Kentucky
19. Arkansas
20. Oral Roberts
21. Pan American
22. East Tennessee State
23. Cal State Fullerton
24. Fresno State
25. Wichita State

## 1981

1. Arizona State
2. Miami (Fla.)
3. Oklahoma State
4. Texas
5. Michigan
- 6. MISSISSIPPI STATE**
7. Maine
8. South Carolina
9. Cal State Fullerton
10. Oral Roberts
11. Memphis State
12. Eastern Michigan
13. Stanford
14. St. John's
- 15. FLORIDA**
16. Florida State
17. East Tennessee State
18. Lamar
19. Brigham Young
20. Fresno State
21. Hawaii
22. Southern Illinois
23. New Orleans
24. James Madison
25. San Diego State

## 1982

1. Texas
2. Wichita State
3. Cal State Fullerton
4. Oklahoma State
5. Miami
6. Stanford
7. South Carolina
8. Maine
9. Arizona State
10. Pepperdine
11. New Orleans
12. Stetson
13. Fresno State
14. Middle Tennessee State
15. Eastern Michigan
16. West Virginia
17. Oklahoma
18. Hawaii
19. Nebraska
20. Tulane
21. Houston
22. Florida State
23. Citadel

24. South Florida
25. Navy

## 1983

1. Texas
2. Stanford
3. Oklahoma State
4. Arizona State
5. Michigan
- 6. ALABAMA**
7. Maine
8. James Madison
9. Oral Roberts
10. Miami
11. Fresno State
- 12. MISSISSIPPI STATE**
13. Cal Santa Barbara
14. Delaware
15. Florida State
16. Harvard
17. Brigham Young
18. San Diego State
19. Pan American
20. Cal State Fullerton
21. Citadel
22. Wichita State
23. Tulane
24. Arkansas
25. North Carolina

## 1984

1. Cal State Fullerton
2. Texas
3. Oklahoma State
4. Arizona State
5. New Orleans
6. Miami
7. Maine
8. Michigan
9. San Diego State
- 10. MISSISSIPPI STATE**
11. South Alabama
12. Stanford
13. Hawaii
14. Fresno State
15. Lamar
16. Oklahoma State
17. Seton Hall
18. Central Michigan
19. Texas A&M
20. East Carolina
21. South Carolina
22. North Carolina
23. UNLV
24. Southern Cal
25. Harvard
- 28. FLORIDA**

## 1985

1. Miami
2. Texas
3. Arkansas
- 4. MISSISSIPPI STATE**
5. Oklahoma State
6. Stanford
7. Arizona State
8. South Carolina
9. Pepperdine
10. Michigan
- 11. FLORIDA**
12. Fresno State
13. Wichita State
14. Lamar
15. Oklahoma
16. Nebraska
17. Georgia Tech
18. LaSalle
19. Oral Roberts
20. Florida State
21. New Orleans
22. Houston
23. Virginia
- 24. LSU**
25. Brigham Young

## 1986

1. Arizona
2. Florida State
3. Miami
4. Oklahoma State
- 5. LSU**
6. Loyola Marymount
7. Indiana State
8. Maine
9. South Florida
10. Hawaii
11. Cal Santa Barbara
12. Tulane
13. UCLA
14. Pepperdine
15. Stanford
16. Texas
17. Georgia Tech
18. Texas A&M
19. La. Tech
20. Central Michigan
- 21. ALABAMA**
22. Oklahoma
23. Oregon State
24. Arkansas
25. Pan American

## 1987

1. Stanford
2. Oklahoma State
3. Texas
- 4. LSU**
5. Florida State

6. Arkansas
- 7. GEORGIA**
8. Arizona State
9. Cal State Fullerton
10. Clemson
11. Oral Roberts
12. UCLA
13. Texas A&M
14. Houston
15. South Alabama
16. New Orleans
17. Pepperdine
18. Washington State
19. Hawaii
- 20. AUBURN**
21. Sam Houston
22. Seton Hall
23. Michigan
24. Rider
25. Georgia Tech

## 1988

1. Stanford
2. Arizona State
3. Cal State Fullerton
4. Wichita State
5. Miami
- 6. FLORIDA**
7. Fresno State
8. California
9. Oklahoma State
10. Texas
11. Texas A&M
12. Pepperdine
13. Southern Cal
- 14. KENTUCKY**
15. Florida State
16. Washington State
17. South Carolina
18. Loyola Marymount
19. Michigan
20. Stetson
21. Clemson
22. Central Michigan
- 23. MISSISSIPPI STATE**
24. Oklahoma
25. UNLV

## 1989

1. Wichita State
2. Texas
3. Florida State
- 4. LSU**
5. Arkansas
6. Miami
7. Long Beach State
8. North Carolina
9. Texas A&M
- 10. MISSISSIPPI STATE**
11. Arizona

12. Michigan
13. Fresno State
14. Clemson
15. Oklahoma State
16. LeMoyné
17. Arizona State
18. Loyola Marymount
19. Oklahoma
20. South Alabama
21. Villanova
22. Indiana State
23. Notre Dame
24. Illinois
25. Central Florida

## 1990

- 1. GEORGIA**
2. Oklahoma State
3. Stanford
- 4. LSU**
- 5. MISSISSIPPI STATE**
6. Citadel
7. Cal State Fullerton
8. Georgia Southern
9. Arizona State
10. Florida State
11. Southern Cal
12. Miami
13. Texas
14. Arkansas
15. San Diego State
16. Southern Illinois
17. South Alabama
18. Washington State
19. UCLA
20. Wichita State
21. North Carolina
22. Creighton
23. Illinois
24. Houston
25. Loyola Marymount

## 1991

- 1. LSU**
2. Wichita State
3. Creighton
- 4. FLORIDA**
5. Long Beach State
6. Fresno State
7. Florida State
8. Clemson
9. Oklahoma State
10. Cal State Northridge
11. Texas
12. Hawaii
13. Southern Cal
14. Miami
15. SW Louisiana
16. Texas A&M
17. Maine

18. Stanford
19. Pepperdine
20. California
21. Ohio State
- 22. MISSISSIPPI STATE**
23. South Alabama
24. Southern Miss
- 25. ALABAMA**

## 1992

1. Pepperdine
2. Cal State Fullerton
3. Miami
4. Texas
5. Florida State
6. Oklahoma
7. Wichita State
8. California
- 9. LSU**
10. Clemson
11. Hawaii
12. Arizona
13. Oklahoma State
14. Notre Dame
15. Texas A&M
- 16. FLORIDA**
17. Western Carolina
18. Stanford
19. Ohio State
20. UCLA
- 21. MISSISSIPPI STATE**
22. Virginia
23. Long Beach State
24. Georgia Tech
25. Minnesota
- 28. SOUTH CAROLINA**

## 1993

- 1. LSU**
2. Wichita State
3. Long Beach State
4. Oklahoma State
5. Texas A&M
6. Texas
7. Arizona State
8. Kansas
9. Arizona
10. Fresno State
11. Notre Dame
12. Ohio State
13. Georgia Tech
14. St. John's
15. Cal State Northridge
16. Pepperdine
17. Clemson
18. Southern Cal
19. Cal State Fullerton
- 20. TENNESSEE**
21. N.C. State
22. Florida State



# POLLS

ALABAMA • ARKANSAS • AUBURN • FLORIDA • GEORGIA • KENTUCKY • LSU • OLE MISS

- 23. North Carolina
- 24. UCLA
- 25. MISSISSIPPI STATE**
- 28. AUBURN**
- 29. SOUTH CAROLINA**

## 1994

- 1. Oklahoma
- 2. Georgia Tech
- 3. Cal State Fullerton
- 4. Arizona State
- 5. Miami
- 6. Florida State
- 7. LSU**
- 8. AUBURN**
- 9. Clemson
- 10. TENNESSEE**
- 11. Ohio State
- 12. Oklahoma State
- 13. Stanford
- 14. Southern Cal
- 15. Texas
- 16. Washington
- 17. Wichita State
- 18. Notre Dame
- 19. Nevada
- 20. Long Beach State
- 21. FLORIDA**
- 22. Brigham Young
- 23. Memphis
- 24. Jacksonville
- 25. Kansas

## 1995

- 1. Cal State Fullerton
- 2. Southern California
- 3. Miami
- 4. TENNESSEE**
- 5. Florida State
- 6. Stanford
- 7. Clemson
- 8. Oklahoma
- 9. AUBURN**
- 10. Texas Tech
- 11. Oklahoma State
- 12. Texas A&M
- 13. Wichita State
- 14. ALABAMA**
- 15. Rice
- 16. Long Beach State
- 17. OLE MISS**
- 18. LSU**
- 19. Pepperdine
- 20. Florida International
- 21. Central Florida
- 22. Fresno State
- 23. Texas
- 24. Winthrop
- 25. North Carolina

## 1996

- 1. LSU**
- 2. Miami
- 3. FLORIDA**
- 4. Clemson
- 5. ALABAMA**
- 6. Florida State
- 7. Wichita State
- 8. Oklahoma State
- 9. Southern California
- 10. Cal State Northridge
- 11. Stanford
- 12. TENNESSEE**
- 13. Cal State Fullerton
- 14. Georgia Southern
- 15. UCLA
- 16. Texas
- 17. Texas Tech
- 18. Georgia Tech
- 19. Virginia
- 20. Massachusetts
- 21. South Florida
- 22. Stetson
- 23. South Alabama
- 24. Tulane
- 25. Rice

## 1997

- 1. LSU**
- 2. ALABAMA**
- 3. Miami (Fla.)
- 4. Stanford
- 5. AUBURN**
- 6. MISSISSIPPI STATE**
- 7. Rice
- 8. UCLA
- 9. Florida State
- 10. Georgia Tech
- 11. Texas Tech
- 12. Oklahoma State
- 13. Southern Cal
- 14. Arizona State
- 15. Washington
- 16. South Alabama
- 17. Oklahoma
- 18. Fresno State
- 19. Santa Clara
- 20. FLORIDA**
- 21. Cal State-Fullerton
- 22. TENNESSEE**
- 23. N.C. State
- 24. Long Beach State
- 25. Wichita State

## 1998

- 1. Southern California
- 2. Arizona State
- 3. LSU**
- 4. Long Beach State
- 5. Miami (Fla.)

## 6. MISSISSIPPI STATE

- 7. FLORIDA**
- 8. Florida State
- 9. Stanford
- 10. Wichita State
- 11. Cal State Fullerton
- 12. AUBURN**
- 13. Washington
- 14. Texas A&M
- 15. Georgia Tech
- 16. ALABAMA**
- 17. Rice
- 18. North Carolina
- 19. SOUTH CAROLINA**
- 20. Illinois
- 21. South Alabama
- 22. Oklahoma
- 23. Clemson
- 24. Harvard
- 25. Tulane

## 1999

- 1. Miami (Fla.)
- 2. Florida State
- 3. Stanford
- 4. ALABAMA**
- 5. Rice
- 6. Cal State Fullerton
- 7. Texas A&M
- 8. Oklahoma State
- 9. Baylor
- 10. Wake Forest
- 11. Ohio State
- 12. Southern California
- 13. Clemson
- 14. LSU**
- 15. AUBURN**
- 16. Wichita State
- 17. ARKANSAS**
- 18. East Carolina
- 19. Pepperdine
- 20. Florida Atlantic
- 21. Tulane
- 22. Texas Tech
- 23. Southwestern Louisiana
- 24. Houston
- 25. Minnesota
- 26. Nevada
- 27. SW Missouri State
- 28. North Carolina
- 29. Long Beach State
- 30. MISSISSIPPI STATE**

## 2000

- 1. LSU**
- 2. Stanford
- 3. Florida State
- 4. La.-Lafayette
- 5. Southern California
- 6. Clemson

- 7. Texas
- 8. San Jose State
- 9. SOUTH CAROLINA**
- 10. Georgia Tech
- 11. Nebraska
- 12. Arizona State
- 13. Houston
- 14. Miami
- 15. MISSISSIPPI STATE**
- 16. UCLA
- 17. FLORIDA**
- 18. Baylor
- 19. Penn State
- 20. Wake Forest
- 21. North Carolina
- 22. Cal State Fullerton
- 23. Stetson
- 24. Loyola Marymount
- 25. AUBURN**
- 26. Rice
- 27. ALABAMA**
- 28. Wichita State
- 29. East Carolina
- 30. Central Florida

## 2001

- 1. Miami
- 2. Stanford
- 3. Cal State Fullerton
- 4. TENNESSEE**
- 5. Southern California
- 6. Tulane
- 7. Nebraska
- 8. GEORGIA**
- 9. Florida State
- 10. LSU**
- 11. East Carolina
- 12. Notre Dame
- 13. Clemson
- 14. MISSISSIPPI STATE**
- 15. SOUTH CAROLINA**
- 16. Rice
- 17. Central Florida
- 18. Wake Forest
- 19. Florida International
- 20. Pepperdine
- 21. Texas Tech
- 22. Baylor
- 23. Arizona State
- 24. Va. Commonwealth
- 25. Rutgers
- 26. U.C. Santa Barbara
- 27. Georgia Tech
- 28. Texas
- 29. Winthrop
- 30. AUBURN**

## 2002

- 1. Texas
- 2. SOUTH CAROLINA**



3. Clemson
4. Stanford
5. Georgia Tech
6. Notre Dame
7. Rice
8. Nebraska
9. Florida St.
10. Houston
- 11. LSU**
12. Southern Calif.
13. Richmond
14. Wake Forest
15. Florida Atlantic
- 16. ALABAMA**
17. Miami, Fla.
- 18. ARKANSAS**
19. North Carolina
- 20. FLORIDA**
21. Oral Roberts
22. Wichita St.
23. Ca. St. Northridge
24. Texas Tech.
25. South Alabama
26. Arizona St.
27. Long Beach St.
28. Ca. St. Fullerton
29. San Jose St.
30. La.-Lafayette

## 2003

1. Rice
2. Stanford
3. Cal. St. Fullerton
4. Texas
5. Miami, Fla.
- 6. SOUTH CAROLINA**
- 7. LSU**
8. S.W. Missouri St.
9. Florida St.
10. Arizona St.
11. Long Beach St.
12. N. Carolina St.
13. Baylor
14. Georgia Tech.
15. Nebraska
16. Houston
17. Texas A&M
18. Ohio St.
19. North Carolina
- 20. AUBURN**
21. Richmond
22. Lamar
23. Florida Atlantic
- 24. MISSISSIPPI STATE**
25. Southern Miss.
26. UNLV
27. Washington
28. Notre Dame
29. South Alabama
30. U.C. Riverside

## 2004

1. Cal. St. Fullerton
2. Texas
- 3. SOUTH CAROLINA**
- 4. GEORGIA**
5. Miami, Fla.
6. Arizona
- 7. ARKANSAS**
- 8. LSU**
9. Stanford
10. Rice
11. Georgia Tech.
12. Long Beach St.
13. East Carolina
14. Florida St.
15. Tulane
16. Texas A&M
- 17. VANDERBILT**
- 18. FLORIDA**
19. Notre Dame
20. Virginia
21. Washington
22. Oral Roberts
23. Arizona St.
- 24. OLE MISS**
25. Central Florida
26. Clemson
27. North Carolina
28. Wichita St.
29. Col. of Charleston
30. Florida Atlantic

## 2005

1. Texas
- 2. FLORIDA**
3. Arizona St.
4. Baylor
5. Tulane
6. Nebraska
7. Oregon St.
- 8. TENNESSEE**
9. Cal. St. Fullerton
10. Georgia Tech
- 11. OLE MISS**
12. Arizona
13. Clemson
14. Miami, Fla.
15. Florida St.
16. Rice
17. Southern Califor.
18. Long Beach St.
- 19. LSU**
- 20. ALABAMA**
21. North Carolina
22. Col. of Charleston
23. Pepperdine
24. Louisiana-Laf.
25. Coastal Carolina
- 26. SOUTH CAROLINA**
27. Wichita St.

28. Creighton
29. Texas Christian
30. St. John's

## 2006

1. Oregon St.
2. North Carolina
3. Rice
4. Cal. St. Fullerton
5. Clemson
6. Miami, Fla.
- 7. GEORGIA**
8. Georgia Tech.
- 9. ALABAMA**
- 10. OLE MISS**
- 12. SOUTH CAROLINA**
13. Col. of Charleston
14. Oral Roberts
15. Stanford
16. Missouri
17. Texas
- 18. KENTUCKY**
19. Evansville
20. Virginia
21. Houston
22. Nebraska
23. Oklahoma St.
24. Florida St.
- 25. ARKANSAS**
26. Baylor
27. Tulane
28. Fresno St.
29. North Carolina St.
30. Pepperdine

## 2007

1. Oregon St.
2. North Carolina
3. Rice
4. U.C. Irvine
5. Arizona St.
6. Louisville
7. Cal. St. Fullerton
- 8. MISSISSIPPI STATE**
- 9. VANDERBILT**
10. Florida St.
- 11. SOUTH CAROLINA**
12. Clemson
13. Wichita St.
14. Texas A&M
15. Virginia
16. San Diego
17. Texas
- 18. ARKANSAS**
- 19. OLE MISS**
20. Michigan
21. Oklahoma St.
22. Arizona
23. UCLA

24. Coastal Carolina
25. U.C. Riverside
26. Long Beach St.
27. Missouri
28. Texas Christian
29. N.C. Charlotte
30. Rutgers

## 2008

1. Fresno St.
- 2. GEORGIA**
3. North Carolina
4. Stanford
5. Miami, Fla.
- 6. LSU**
7. Florida St.
8. Rice
9. Arizona St.
10. Texas A&M
11. Ca. St. Fullerton
12. Wichita St.
13. Arizona
14. U.C. Irvine
15. N.C. State
16. Coastal Carolina
17. San Diego
18. Oklahoma St.
19. Long Beach St.
20. Michigan
21. Missouri
22. Nebraska
23. California
24. Georgia Tech.
25. Texas
26. Texas Christian
- 27. VANDERBILT**
- 28. SOUTH CAROLINA**
29. St. John's
- 30. KENTUCKY**

## 2009

- 1. LSU**
2. Texas
3. Arizona St.
- 4. ARKANSAS**
5. North Carolina
6. Virginia
7. Cal. St. Fullerton
8. Southern Miss.
9. U.C. Irvine
10. Florida St.
11. Rice
- 12. OLE MISS**
- 13. FLORIDA**
14. Louisville
15. Clemson
16. East Carolina
17. Texas Christian
18. Georgia Tech.
19. Oklahoma



# POLLS

ALABAMA • ARKANSAS • AUBURN • FLORIDA • GEORGIA • KENTUCKY • LSU • OLE MISS

- 20. Miami, Fla.
- 21. SOUTH CAROLINA**
- 22. Kansas St.
- 23. Western Kentucky
- 24. Oregon St.
- 25. Ohio St.
- 26. Minnesota
- 27. Oklahoma St.
- 28. ALABAMA**
- 29. VANDERBILT**
- 30. Coastal Carolina

## 2010

- 1. SOUTH CAROLINA**
- 2. UCLA
- 3. Texas Christian
- 4. Clemson
- 5. Oklahoma
- 6. Florida St.
- 7. Arizona St.
- 8. FLORIDA**
- 9. Texas
- 10. Virginia
- 11. Coastal Carolina
- 12. Ca. St. Fullerton
- 13. Miami, Fla.
- 14. VANDERBILT**
- 15. ARKANSAS**
- 16. ALABAMA**
- 17. Georgia Tech.
- 18. Texas A&M
- 19. Louisville
- 20. AUBURN**
- 21. Washington St.
- 22. U.C. Irvine
- 23. St. John's
- 24. OLE MISS**
- 25. LSU**
- 26. Rice
- 27. Oregon
- 28. Connecticut
- 29. Col. of Charleston
- 30. Hawaii

## 2011

- 1. SOUTH CAROLINA**
- 2. FLORIDA**
- 3. Virginia
- 4. VANDERBILT**
- 5. North Carolina
- 6. California
- 7. Texas
- 8. Texas A&M
- 9. Florida St.
- 10. Oregon St.
- 11. Arizona St.
- 12. U.C. Irvine
- 13. Connecticut
- 14. Stanford
- 15. MISSISSIPPI STATE**
- 16. Dallas Baptist
- 17. Texas Christian
- 18. Cal. St. Fullerton
- 19. Georgia Tech
- 20. UCLA
- 21. Clemson
- 22. Miami, Fla.
- 23. Oral Roberts
- 24. Rice
- 25. Arizona
- 26. Kent St.
- 27. Coastal Carolina
- 28. Creighton
- 29. ARKANSAS**
- 30. Stetson

## 2012

- 1. Arizona
- 2. SOUTH CAROLINA**
- 3. ARKANSAS**
- 4. Florida St.
- 5. UCLA
- 6. Kent St.
- 7. FLORIDA**
- 8. Stony Brook
- 9. LSU**

- 10. Baylor
- 11. Oregon
- 12. N.C. State
- 13. Oklahoma
- 14. Stanford
- 15. St. John's
- 16. Texas Christian
- 17. North Carolina
- 18. Rice
- 19. Texas A&M
- 20. Arizona St.
- 21. KENTUCKY**
- 22. Cal. St. Fullerton
- 23. Purdue
- 24. MISSISSIPPI STATE**
- 25. Oregon St.
- 26. Central Florida
- 28. Pepperdine
- 29. Appalachian St.
- 30. Louisville

## 2013

- 1. UCLA
- 2. MISSISSIPPI STATE**
- 3. North Carolina
- 4. Oregon St.
- 5. N.C. State
- 6. Indiana
- 7. LSU**
- 8. Louisville
- 9. VANDERBILT**
- 10. Cal St. Fullerton
- 11. Virginia
- 12. Florida St.
- 13. SOUTH CAROLINA**
- 14. Rice
- 15. Kansas St.
- 16. Oklahoma
- 17. Oregon
- 18. ARKANSAS**
- 19. Arizona St.
- 20. Virginia Tech
- 21. Cal Poly

- 22. Oklahoma St.
- 23. Troy
- 24. Florida Atlantic
- 25. Central Arkansas
- 26. Liberty
- 27. Clemson
- 28. William & Mary
- 29. Austin Peay
- 30. San Diego

## 2014

- 1. VANDERBILT**
- 2. Virginia
- 3. Texas
- 4. OLE MISS**
- 5. TCU
- 6. UC Irvine
- 7. Louisville
- 8. Texas Tech
- 9. Louisiana-Lafayette
- 10. Oklahoma State
- 11. Houston
- 12. Pepperdine
- 13. Kennesaw State
- 14. Maryland
- 15. Stanford
- 16. College of Charleston
- 17. Oregon State
- 18. Miami (Fla.)
- 19. Cal Poly
- 20. Indiana
- 21. LSU**
- 22. Washington
- 23. Florida State
- 24. FLORIDA**
- 25. SOUTH CAROLINA**
- 26. Rice
- 27. Oregon
- 28. MISSISSIPPI STATE**
- 29. Cal State Fullerton
- 30. ARKANSAS**

## FINAL USA TODAY/ESPN BASEBALL WEEKLY TOP 25

### 1992

1. Pepperdine
2. Cal State Fullerton
3. Miami (Fla.)
4. Texas
5. Wichita State
6. Florida State
7. Oklahoma
- 8. LSU**
9. Clemson
10. California
11. Oklahoma State
12. Hawaii
- 13. FLORIDA**
14. Notre Dame
15. Stanford
16. North Carolina State
17. Arizona
18. Long Beach State
19. Georgia Tech
20. Texas A&M
- 21. MISSISSIPPI STATE**
22. Cal State Northridge
23. Western Carolina
24. UCLA
25. Ohio State

### 1993

- 1. LSU**
2. Wichita State
3. Long Beach State
4. Texas A&M
5. Oklahoma State
6. Texas
7. Arizona State
8. Kansas
9. Georgia Tech
10. Arizona
11. North Carolina State
12. Fresno State
13. Florida State
14. Pepperdine
15. Cal State Fullerton
16. Clemson
17. Notre Dame
18. Ohio State
- 19. TENNESSEE**
20. Southern Cal
- 21. MISSISSIPPI STATE**
22. UCLA
23. North Carolina
24. Baylor
- 25. SOUTH CAROLINA**

### 1994

1. Oklahoma
2. Georgia Tech

3. Arizona State
4. Cal State Fullerton
5. Miami (Fla.)
6. Florida State
- 7. LSU**
- 8. AUBURN**
9. Clemson
10. Oklahoma State
11. Southern Cal
- 12. TENNESSEE**
13. Ohio State
14. Texas
15. Washington
16. Long Beach State
17. Notre Dame
18. Wichita State
19. Memphis
20. Stanford
21. North Carolina State
22. Nevada
- 23. FLORIDA**
24. Kansas
25. Minnesota

### 1995

1. Cal State Fullerton
2. Southern Cal
3. Miami (Fla.)
4. Florida State
- 5. TENNESSEE**
6. Stanford
7. Clemson
8. Oklahoma
9. Texas Tech
- 10. AUBURN**
11. Oklahoma State
12. Rice
13. Texas A&M
- 14. LSU**
- 15. ALABAMA**
16. Wichita State
17. Long Beach State
18. Texas
- 19. OLE MISS**
20. Central Florida
21. Florida International
22. Pepperdine
23. Fresno State
24. North Carolina
25. South Alabama

### 1996

- 1. LSU**
2. Miami (Fla.)
- 3. FLORIDA**
4. Clemson
5. Florida State
- 6. ALABAMA**

7. Wichita State
8. Oklahoma State
9. Southern Cal
10. Cal State Northridge
11. Cal State Fullerton
12. Texas Tech
- 13. TENNESSEE**
14. Stanford
15. Rice
16. UCLA
17. Virginia
18. South Florida
19. Texas
20. Georgia Tech
21. Georgia Southern
22. UNLV
23. Massachusetts
- 24. MISSISSIPPI STATE**
25. South Alabama

### 1997

- 1. LSU**
- 2. ALABAMA**
3. Miami (Fla.)
4. Stanford
- 5. AUBURN**
- 6. MISSISSIPPI STATE**
7. UCLA
8. Rice
9. Florida State
10. Southern Cal
11. Georgia Tech
12. Oklahoma State
13. Arizona State
14. Texas Tech
15. Washington
16. South Alabama
17. Wichita State
- 18. FLORIDA**
- 19. TENNESSEE**
20. N.C. State
21. Oklahoma
22. Texas A&M
23. Fresno State
24. Clemson
25. Long Beach State

### 1998

1. Southern California
2. Arizona State
- 3. LSU**
4. Long Beach State
5. Miami (Fla.)
- 6. MISSISSIPPI STATE**
- 7. FLORIDA**
8. Florida State
- 9. ALABAMA**
10. Stanford

11. Texas A&M
12. Cal State Fullerton
- 13. AUBURN**
14. Wichita State
15. Rice
16. South Alabama
17. Washington
- 18. SOUTH CAROLINA**
19. Clemson
20. Georgia Tech
21. Oklahoma
22. Baylor
23. Texas Tech
24. North Carolina
25. Illinois

### 1999

1. Miami (Fla.)
2. Florida State
3. Stanford
- 4. ALABAMA**
5. Rice
6. Cal State Fullerton
7. Texas A&M
8. Oklahoma State
9. Baylor
10. Wake Forest
- 11. AUBURN**
12. Ohio State
13. Southern California
14. Clemson
15. Wichita State
- 16. LSU**
17. Pepperdine
18. Southwestern Louisiana
19. Tulane
- 20. ARKANSAS**
21. Texas Tech
22. Florida Atlantic
23. East Carolina
- 24. MISSISSIPPI STATE**
- 25. NEBRASKA**

### 2000

- 1. LSU**
2. Stanford
3. Florida State
4. Southern Cal
5. Clemson
6. Louisiana-Lafayette
7. Texas
- 8. SOUTH CAROLINA**
9. San Jose State
10. Georgia Tech
11. Nebraska
12. Houston
13. Miami (Fla.)
- 14. MISSISSIPPI STATE**



# POLLS

ALABAMA • ARKANSAS • AUBURN • FLORIDA • GEORGIA • KENTUCKY • LSU • OLE MISS

- 15. UCLA
- 16. Arizona State
- 17. Baylor
- 18. Penn State
- 19. North Carolina
- 20. AUBURN**
- 21. FLORIDA**
- 22. ALABAMA**
- 23. Cal State Fullerton
- 24. Wake Forest
- 25. Loyola Marymount

## 2001

- 1. Miami (Fl.)
- 2. Stanford
- 3. Cal State Fullerton
- 4. Southern California
- 5. TENNESSEE**
- 6. Tulane
- 7. Nebraska
- 8. GEORGIA**
- 9. LSU**
- 10. Florida State
- 11. East Carolina
- 12. Rice
- 13. SOUTH CAROLINA**
- 14. Clemson
- 15. Notre Dame
- 16. Central Florida
- 17. MISSISSIPPI STATE**
- 18. Florida Int.
- 19. Wake Forest
- 20. Pepperdine
- 21. Georgia Tech
- 22. Arizona State
- 23. Texas Tech
- 24. South Alabama
- 25. Baylor

## 2002

- 1. Texas
- 2. SOUTH CAROLINA**
- 3. Clemson
- 4. Stanford
- 5. Georgia Tech
- 6. Rice
- 7. Notre Dame
- 8. Nebraska
- 9. Florida State
- 10. Houston
- 11. LSU**
- 12. ALABAMA**
- 13. Wake Forest
- 14. Southern California
- 15. FLORIDA**
- 16. Richmond
- 17. Wichita State
- 18. Florida Atlantic
- 19. Arizona State
- 20. Miami (Fl.)

- 21. North Carolina
- 22. ARKANSAS**
- 23. Cal State Northridge
- 24. East Carolina
- 25. San Jose State

## 2003

- 1. Rice
- 2. Stanford
- 3. Cal St. Fullerton
- 4. Texas
- 5. Miami
- 6. LSU**
- 7. SOUTH CAROLINA**
- 8. Florida State
- 9. Arizona State
- 10. Long Beach State
- 11. SW Missouri State
- 12. NC State
- 13. Baylor
- 14. Nebraska
- 15. Texas A&M
- 16. Georgia Tech
- 17. AUBURN**
- 18. Southern Mississippi
- 19. MISSISSIPPI STATE**
- 20. Ohio State
- 21. North Carolina
- 22. UNLV
- 23. Richmond
- 24. Houston
- 25. Florida Atlantic

## 2004

- 1. CS Fullerton
- 2. Texas
- 3. SOUTH CAROLINA**
- 4. Miami, Fla.
- 5. GEORGIA**
- 6. LSU**
- 7. Arizona
- (TIE) ARKANSAS**
- 9. East Carolina
- (tie) Long Beach State
- 11. Rice
- 12. Georgia Tech
- 13. Stanford
- 14. Florida State
- 15. Texas A&M
- 16. FLORIDA**
- 17. Tulane
- 18. VANDERBILT**
- 19. Notre Dame
- 20. Arizona State
- 21. Virginia
- 22. Wichita State
- 23. Washington
- 24. North Carolina
- 25. OLE MISS**

## 2005

- 1. Texas
- 2. FLORIDA**
- 3. Tulane
- 4. Baylor
- 5. Arizona State
- 6. Nebraska
- 7. Oregon State
- 8. Cal State Fullerton
- 9. TENNESSEE**
- 10. Georgia Tech
- 11. Rice
- 12. OLE MISS**
- 13. Miami (Fl.)
- 14. Florida State
- 15. Southern California
- 16. Clemson
- 17. Arizona
- 18. LSU**
- 19. MISSISSIPPI STATE**
- 20. Long Beach State
- 21. SOUTH CAROLINA**
- 22. North Carolina
- 23. Louisiana-Lafayette
- 24. ALABAMA**
- 25. College of Charleston

## 2006

- 1. Oregon State
- 2. North Carolina
- 3. Rice
- 4. Cal State Fullerton
- 5. Clemson
- 6. Miami (Fl.)
- 7. Georgia Tech
- 8. GEORGIA**
- 9. ALABAMA**
- 10. OLE MISS**
- 11. Oklahoma
- 12. Texas
- 13. Charleston
- 14. Virginia
- 15. KENTUCKY**
- 16. Stanford
- 17. South Carolina
- 18. Nebraska
- 19. Oral Roberts
- 20. Florida State
- 21. Missouri
- 22. ARKANSAS**
- 23. Arizona State
- 24. Houston
- 25. Pepperdine

## 2007

- 1. Oregon State
- 2. North Carolina
- 3. Rice
- 4. UC Irvine
- 5. Arizona State

- 6. VANDERBILT**
- 7. Louisville
- 8. MISSISSIPPI STATE**
- 9. Cal State Fullerton
- 10. SOUTH CAROLINA**
- 11. Texas
- 12. Texas A&M
- 13. Wichita State
- 14. Florida State
- 15. Clemson
- 16. Virginia
- 17. OLE MISS**
- 18. San Diego
- 19. Michigan
- 20. Coastal Carolina
- 21. ARKANSAS**
- 22. UCLA
- 23. Oklahoma State
- 24. Missouri
- 25. Texas Christian

## 2008

- 1. Fresno State
- 2. GEORGIA**
- 3. North Carolina
- 4. Miami (Fl.)
- 5. Stanford
- 6. LSU**
- 7. Rice
- 8. Florida State
- 9. Arizona State
- 10. Cal State Fullerton
- 11. UC-Irvine
- 12. Texas A&M
- 13. Wichita State
- 14. Arizona
- 15. North Carolina State
- 16. Coastal Carolina
- 17. San Diego
- 18. Oklahoma State
- 19. Missouri
- 20. Long Beach State
- 21. Texas
- 22. Michigan
- 23. Nebraska
- 24. Georgia Tech
- 25. KENTUCKY**

## 2009

- 1. LSU**
- 2. Texas
- 3. Arizona State
- 4. North Carolina
- 5. Virginia
- 6. ARKANSAS**
- 7. Cal State-Fullerton
- 8. Southern Mississippi
- 9. Rice
- 10. Florida State
- 11. OLE MISS**

- 12. TCU
- 13. FLORIDA**
- 14. Clemson
- 15. East Carolina
- 16. UC-Irvine
- 17. Louisville
- 18. Georgia Tech
- 19. Oklahoma
- 20. Miami (Fla.)
- 21. SOUTH CAROLINA**
- 22. Kansas State
- 23. Coastal Carolina
- 24. GEORGIA**
- 25. VANDERBILT**

## 2010

- 1. SOUTH CAROLINA**
- 2. UCLA
- 3. TCU
- 4. Clemson
- 5. Oklahoma
- 6. Florida State
- 7. Arizona State
- 8. FLORIDA**
- 9. Texas
- 10. Virginia
- 11. Coastal Carolina
- 12. Cal State Fullerton
- 13. VANDERBILT**
- 14. ARKANSAS**
- 15. Miami (Fla.)
- 16. Louisville
- 17. Georgia Tech
- 18. ALABAMA**
- 19. AUBURN**
- 20. Rice
- 21. Texas A&M
- 22. UC-Irvine

- 23. Connecticut
- 24. OLE MISS**
- 25. LSU**

## 2011

- 1. SOUTH CAROLINA**
- 2. FLORIDA**
- 3. VANDERBILT**
- 4. Virginia
- 5. North Carolina
- 6. Texas A&M
- 7. Texas
- 8. California
- 9. Florida State
- 10. Arizona State
- 11. Oregon State
- 12. UC-Irvine
- 13. Stanford
- 14. Connecticut
- 15. MISSISSIPPI STATE**
- 16. Clemson
- 17. Cal State-Fullerton
- 18. Dallas Baptist
- 19. TCU
- 20. Georgia Tech
- 21. Rice
- 22. UCLA
- 23. ARKANSAS**
- 24. Miami (Fla.)
- 25. Arizona

## 2012

- 1. Arizona
- 2. SOUTH CAROLINA**
- 3. ARKANSAS**
- 4. Florida State
- 5. UCLA

- 6. FLORIDA**
- 7. Kent State
- 8. Stony Brook
- 9. Baylor
- 10. Oregon
- 11. LSU**
- 12. Stanford
- 13. North Carolina State
- 14. Oklahoma
- 15. TCU
- 16. St. John's
- 17. North Carolina
- 18. Texas A&M
- 19. KENTUCKY**
- 20. Rice
- 21. Purdue
- 22. Oregon State
- 23. Virginia
- 24. Central Florida
- 25. VANDERBILT**

## 2013

- 1. UCLA
- 2. MISSISSIPPI STATE**
- 3. North Carolina
- 4. Oregon State
- 5. North Carolina State
- 6. LSU**
- 7. Indiana
- 8. Louisville
- 9. VANDERBILT**
- 10. Cal State Fullerton
- 11. Virginia
- 12. SOUTH CAROLINA**
- 13. Florida State
- 14. Kansas State
- 15. Oregon
- 15. Rice

- 17. Oklahoma
- 18. ARKANSAS**
- 19. Arizona State
- 19. Virginia Tech
- 21. Oklahoma State
- 22. Florida Atlantic
- 23. Georgia Tech
- 24. Cal Poly
- 25. Clemson

## 2014

- 1. VANDERBILT**
- 2. Virginia
- 3. Texas
- 4. OLE MISS**
- 5. TCU
- 6. Louisville
- 7. UC Irvine
- T8. Louisiana-Lafayette
- T8. Texas Tech
- 10. Oklahoma State
- 11. Houston
- 12. Oregon State
- 13. Maryland
- 14. Pepperdine
- 15. Stanford
- 16. LSU**
- 17. Indiana
- 18. Cal Poly
- 19. College of Charleston
- 20. Kennesaw State
- 21. Florida State
- 22. SOUTH CAROLINA**
- 23. Miami (Fla.)
- 24. FLORIDA**
- 25. Rice



# POLLS

ALABAMA • ARKANSAS • AUBURN • FLORIDA • GEORGIA • KENTUCKY • LSU • OLE MISS

## 2014 SEC BASEBALL ATTENDANCE BREAKDOWN

### 2014 SEC ATTENDANCE LEADERS

June 11, 2014 – Final

Year after year, the SEC continues to be the benchmark in paid college baseball attendance. The SEC and its member schools own virtually all regular season, conference tournament, NCAA Regional and Super Regional attendance records. The SEC and one of its institutions have led the NCAA in total and average attendance for the last 15 seasons in a row, and 20 of the last 26 years. In 2007, the SEC drew nearly 1.7 million and averaged for 4,000 per game for first time in history. New records were once again set in 2011 as the league drew over two million for the first time ever, as well as nearly 5,000 per game. An NCAA-record 2,191,785 total fans and 5,181 per game attended regular season games in the SEC last season. That marked the 11th year in a row the SEC has topped the one million mark in attendance, leading the nation once again in that category by a wide margin.

Team	*Home Dates	Total	Average
LSU	39	424,321	10,880
Arkansas	31	255,274	8,234
Mississippi State	31	251,965	8,127
Ole Miss	34	271,155	7,975
South Carolina	41	305,564	7,452
Texas A&M	35	154,217	4,406
Alabama	31	112,436	3,626
Florida	36	115,059	3,196
Auburn	34	107,500	3,161
Vanderbilt	41	112,427	2,742
Georgia	32	69,780	2,180
Kentucky	27	54,557	2,020
Tennessee	32	63,419	1,981
Missouri	23	22,263	967
<b>TOTALS</b>	<b>467</b>	<b>2,319,937</b>	<b>4,968</b>

\*Some teams have played doubleheaders at various points of the season, giving them less home dates than they have played actual home games.

### TOP HOME CROWDS OF 2014

Date	Matchup	Attendance
April 12	Ole Miss at Mississippi State	*15,586
April 11	Ole Miss at Mississippi State	13,224
Feb. 14	New Orleans at LSU	12,472
April 26	Tennessee at LSU	11,778
May 31	Houston at LSU	11,702
March 8	Purdue at LSU	11,601
April 25	Tennessee at LSU	11,571
June 1	Houston at LSU	11,459
April 5	Mississippi State at LSU	11,417
Feb. 21	Virginia Tech at LSU	11,417

\*New NCAA On-Campus All-Time Record

### TOP NEUTRAL SITE CROWDS OF 2014

May 13	Georgia vs. Georgia Tech (Turner Field - Atlanta, Ga.)	21,310
March 25	Florida vs. Florida State (Jacksonville, Fla.)	10,125
March 26	Arkansas vs. MVSU (North Little Rock, Ark.)	8,867
April 22	Mississippi State vs. Ole Miss (Pearl, Miss.)	8,496
March 1	South Carolina vs. Clemson (Greenville, S.C.)	7,182
March 5	Alabama vs. Auburn (Montgomery, Ala.)	6,141

### 2013 SEC BASEBALL ATTENDANCE

Team	*Home Dates	Total	Average
LSU	43	473,298	11,007
Arkansas	30	250,055	8,335
Ole Miss	30	239,909	7,996
Mississippi State	37	281,840	7,617
South Carolina	35	260,605	7,445
Texas A&M	33	149,263	4,523
Florida	36	126,421	3,511
Alabama	31	101,137	3,262
Vanderbilt	41	110,546	2,696
Auburn	32	85,049	2,657
Georgia	29	56,267	1,940
Kentucky	28	53,022	1,893
Tennessee	26	48,010	1,846
Missouri	23	18,665	811
<b>TOTALS</b>	<b>454</b>	<b>2,254,087</b>	<b>4,965</b>

\*Some teams have played doubleheaders at various points of the season, giving them less home dates than they have played actual home games.

### 2012 SEC BASEBALL ATTENDANCE

Team	*Home Dates	Total	Average
LSU	44	472,391	10,736
Arkansas	36	286,472	7,957
South Carolina	39	295,389	7,574
Ole Miss	32	293,099	7,471
Mississippi State	33	206,920	6,270
Florida	39	153,484	3,935
Alabama	31	107,222	3,458
Auburn	35	97,994	2,794
Vanderbilt	33	79,605	2,412
Georgia	35	71,767	2,050
Kentucky	33	64,358	1,950
Tennessee	33	63,084	1,911
<b>TOTALS</b>	<b>423</b>	<b>2,191,785</b>	<b>5,181</b>

\*Some teams have played doubleheaders at various points of the season, giving them less home dates than they have played actual home games.

### TOP HOME CROWDS OF 2013

Date	Matchup	Attendance
April 20	Auburn at Mississippi State	14,562
April 27	South Carolina at LSU	12,727
Feb. 15	Maryland at LSU	12,373
May 17	Ole Miss at LSU	12,193
June 8	Oklahoma at LSU	12,153
June 1	Sam Houston State at LSU	12,085
June 7	Oklahoma at LSU	12,007
June 2	Louisiana-Lafayette at LSU	11,838
April 13	Alabama at Ole Miss	11,729
April 26	South Carolina at LSU	11,695

### TOP HOME CROWDS OF 2012

Date	Matchup	Attendance
June 10	Stony Brook at LSU	11,976
March 31	Arkansas at LSU	11,710
April 28	Georgia at LSU	11,676
April 14	Alabama at LSU	11,505
June 9	Stony Brook at LSU	11,468
Feb. 17	Air Force at LSU	11,376
June 8	Stony Brook at LSU	11,207
March 10	Michigan at LSU	11,204