

SOUTHEASTERN CONFERENCE™

2013-14 MEN'S BASKETBALL

SEC COMMUNICATIONS

Craig Pinkerton (Men's Basketball Contact)
cpinkerton@sec.org @SEC_Craig
www.secdigitalnetwork.com
Phone: (205) 458-3000

THIS WEEK IN THE SEC

NCAA TOURNAMENT

March 19 (Wednesday)

Midwest First Round - Dayton, Ohio
#11 Tennessee 78, #11 Iowa 65 OT

March 20 (Thursday)

South Second Round - Orlando, Fla.
#1 Florida 67, #16 Albany 55

March 21 (Friday)

Midwest Second Round - St. Louis, Mo.
#8 Kentucky 56, #9 Kansas State 49
Midwest Second Round - Raleigh, N.C.
#11 Tennessee 86, #6 UMass 67

March 22 (Saturday)

South Third Round - Orlando, Fla.
#1 Florida 61, #9 Pittsburgh 45

March 23 (Sunday)

Midwest Third Round - St. Louis, Mo.
#8 Kentucky 78, #1 Wichita State 76
Midwest Third Round - Raleigh, N.C.
#11 Tennessee 83, #14 Mercer 63

March 27 (Thursday)

South Regional Semifinal - Memphis, Tenn.
#1 Florida 79, #4 UCLA 68

March 28 (Friday)

Midwest Regional Semifinal - Indianapolis, Ind.
#2 Michigan 73, #11 Tennessee 71
#8 Kentucky 74, #4 Louisville 69

March 29 (Saturday)

South Regional Final - Memphis, Tenn.
#1 Florida 62, #11 Dayton 52

March 30 (Sunday)

Midwest Regional Final - Indianapolis, Ind.
#8 Kentucky 75, #2 Michigan 72

April 5 (Saturday)

National Semifinals - North Texas
#7 UConn 63, #1 Florida 53
#8 Kentucky 74, #2 Wisconsin 73

April 7 (Monday)

National Finals - North Texas
#7 UConn 60, #8 Kentucky 54

NATIONAL INVITATION TOURNAMENT

March 18 (Tuesday)

at #3 Arkansas 91, #6 Indiana State 71
at #2 Missouri 85, #7 Davidson 77

March 19 (Wednesday)

#5 LSU 71, at #4 San Francisco 63
at #2 Georgia 63, #7 Vermont 56

March 22 (Saturday)

#3 Louisiana Tech 79, at #2 Georgia 71

March 23 (Sunday)

#3 Southern Miss 71, at #2 Missouri 63

March 24 (Monday)

at #1 SMU 80, #5 LSU 67
at #2 California 75, #3 Arkansas 64

COLLEGE BASKETBALL INVITATIONAL

March 19 (Wednesday)

at Texas A&M 59, Wyoming 43

March 24 (Monday)

at Illinois State 62, Texas A&M 55

	Conference				Overall					
	W-L	Pct.	H	A	W-L	Pct.	H	A	N	Strk
Florida ^%	18-0	1.000	9-0	9-0	36-3	.923	17-0	10-2	9-1	L1
Kentucky	12-6	.667	7-2	5-4	29-11	.725	16-2	5-5	8-4	L1
Georgia	12-6	.667	8-1	4-5	20-14	.588	15-3	4-7	1-4	L1
Tennessee	11-7	.611	7-2	4-5	24-13	.649	14-3	4-7	6-3	L1
Arkansas	10-8	.556	7-2	3-6	22-12	.647	17-2	3-7	2-3	L1
Ole Miss	9-9	.500	7-2	2-7	19-14	.576	12-5	4-8	3-1	L1
LSU	9-9	.500	7-2	2-7	20-14	.588	13-3	4-9	3-2	L1
Missouri	9-9	.500	7-2	2-7	23-12	.657	16-3	3-7	4-2	L1
Texas A&M	8-10	.444	7-2	1-8	18-16	.529	17-3	1-9	1-3	L1
Alabama	7-11	.389	7-2	0-9	13-19	.406	13-4	0-11	0-4	L1
Vanderbilt	7-11	.389	4-5	3-6	15-16	.484	10-6	3-8	2-2	L5
Auburn	6-12	.333	4-5	2-7	14-16	.467	12-6	2-8	0-2	L1
South Carolina	5-13	.278	4-5	1-8	14-20	.412	9-7	1-11	4-2	L1
Mississippi State	3-15	.167	3-6	0-9	14-19	.442	11-7	0-10	3-2	L1

^SEC Champion; %SEC Tournament Champion

- The SEC was 12-3 (.800) in the NCAA Tournament and 17-8 (.680) overall in postseason action.
- The SEC's 12 NCAA Tournament wins are the most of any conference (Big Ten 10, American 9).
- The SEC won 80 percent (12-3) of its NCAA Tournament games, the best percentage of any conference.
- Kentucky made its second appearance in the NCAA championship game in three years (2012) and 12th overall.
- The SEC has won three of the last nine NCAA titles (2006-Florida, 2007-Florida, 2012 Kentucky). No other conference has won more than two NCAA titles during that stretch.
- Since 1993, the SEC has won six men's basketball national championships – Arkansas (1994), Kentucky (1996), Kentucky (1998), Florida (2006), Florida (2007) and Kentucky (2012). Only the ACC (6) has won as many men's basketball titles during this time.
- The SEC has won 11 NCAA men's basketball tournament titles with Kentucky claiming eight (1948, 1949, 1951, 1958, 1978, 1996, 1998 and 2012). Florida has two (2006, 2007) and Arkansas has one (1994).
- Florida and Kentucky advanced to the Final Four and Tennessee made it to the Sweet 16. Kentucky is making its 16th trip to the Final Four while Florida made its fifth appearance.
- Kentucky's John Calipari is 43-14 (.754) and Florida's Billy Donovan is 35-12 (.745) in NCAA Tournament games.
- This is the first time since 2006 (Florida and LSU) that the SEC has had two teams in the Final Four. It is the fourth time that two SEC teams advanced to the Final Four (1994, 1996, 2006).
- Florida, Kentucky and Tennessee advanced to the Sweet 16 of the NCAA Tournament. It is the most SEC teams in the Sweet 16 since 2007 when three teams (UF, UT, VU) advanced to the Regional Semifinals. It is the sixth time in the last nine years that multiple SEC teams have reached the Sweet 16.

- Every SEC team making a postseason appearance in 2014 won at least one game.
- The SEC has had at least one team advance to the Sweet 16 in 24 of the last 25 years. Eleven of the SEC's 12 members have advanced to the Sweet 16 since 1996.
- Three active SEC coaches are the all-time winningest coach at their institution - UF's Billy Donovan, UM's Andy Kennedy and VU's Kevin Stallings.
- Alabama's Trevor Releford has 1,873 career points which ranks fourth all-time at the school.
- Arkansas scored 80 or more points in 13 of its 19 games in Bud Walton Arena this season.
- Auburn's Chris Denson (19.1) and KT Harrell (18.3) are one of the nation's highest scoring duos.
- Florida became the first team in SEC history to win 18 league games in a season.
- Georgia's 12 conference wins are its best since the 1990 season (13).
- Kentucky's Julius Randle led the nation with 24 double-doubles this season.
- LSU freshman Jordan Mickey joined Shaquille O'Neal as the only Tigers with 100 blocks in a season.
- Ole Miss' Marshall Henderson has hit a 3-pointer 66 straight games, breaking the SEC record of 60 set by Arkansas' Pat Bradley.
- Mississippi State guard Craig Sword's 33 points against LSU are the most by a Bulldog in a league game since Darryl Wilson's 35 vs. Alabama in 1995.
- Twenty-two of Missouri's last 28 games have been decided by 10 points or less.
- In SEC games, South Carolina's Sindarius Thornwell led all freshmen in scoring (15.6) and assists (4.0).
- Tennessee's Jarnell Stokes tied Bernard King's (1977) school record for double-doubles with 22.
- Texas A&M's Alex Caruso became the 15th Aggie with 250 career assists with a nine-assist effort against Ole Miss.
- Vanderbilt's Kyle Fuller had 10+ assists in two games this season (Kentucky, Tennessee).

SEC BASKETBALL MEDIA SERVICES

Coaches Teleconference

The weekly SEC men's basketball coaches teleconference will begin Monday, Jan. 6 and continue through Monday, March 10. Media representatives wishing to participate in the teleconference should contact the SEC Media Relations Department for further details. Each coach will appear on the teleconference for seven minutes, according to the following schedule:

- Order of Appearance (All Times Central)
- 10:00 a.m. Kevin Stallings, Vanderbilt
 - 10:07 a.m. Billy Donovan, Florida
 - 10:14 a.m. Frank Martin, South Carolina
 - 10:21 a.m. Mark Fox, Georgia
 - 10:28 a.m. Johnny Jones, LSU
 - 10:35 a.m. John Calipari, Kentucky
 - 10:42 a.m. Cuonzo Martin, Tennessee
 - 10:49 a.m. Mike Anderson, Arkansas
 - 10:56 a.m. Anthony Grant, Alabama
 - 11:03 a.m. Tony Barbee, Auburn
 - 11:10 a.m. Andy Kennedy, Ole Miss
 - 11:17 a.m. Rick Ray, Mississippi State
 - 11:24 a.m. Frank Haith, Missouri
 - 11:31 a.m. Billy Kennedy, Texas A&M

In addition, the SEC men's basketball teams who make it to postseason will be on a teleconference on Monday, March 17 beginning at 10:00 a.m. CT.

All SEC basketball teleconferences can be listened to on the internet at www.secdigitalnetwork.com shortly after the conclusion of the teleconference.

SEC Websites

General SEC basketball information can be accessed on the World Wide Web at www.secdigitalnetwork.com. The basketball section is updated with new material daily on the page, with standings, statistics, game previews, notes and other important information. The SEC basketball release can also be printed off of the secsports.com website in an Adobe Acrobat file. Adobe Reader, which is used to read the Adobe Acrobat file, can be downloaded for free on your computer on the adobe.com website.

The SEC also offers a media-only section of the website - www.secsportsmedia.com. Media covering the SEC can retrieve information from the conference office as well as the 14 SEC institutions from the media site. An internet photo gallery, logos and a championship credentialing system for SEC basketball is available on the site. (The site houses all media information for the other 20 sports the SEC sponsors).

SEC Release

The conference basketball release will be available each Monday beginning in early November via the league's websites. Any media representative wishing to receive information via e-mail should register on www.secsportsmedia.com. SEC standings and results will be updated each weekday, while conference statistics will be updated as often as needed based on the schedule of play. Information is also available via the school's SIDs.

SEC Weekly Awards

The SEC will name a Player of the Week and Freshman of the Week throughout the 2013-14 season (November-March). Nominations for both awards are made by the SEC men's basketball sports information contacts. The honorees are selected by a vote of the SEC Media Relations staff.

The first weekly awards will be Monday, November 11.

SEC Tournament Credentials

Media credential request forms for the 2014 SEC Tournament will be available in early January on the SEC media website at www.secsportsmedia.com. For more information, please contact the SEC media relations department at (205) 458-3000.

The 2014 SEC Men's Tournament is March 12-16 (Wednesday-Sunday) at the Georgia Dome in Atlanta, Ga.


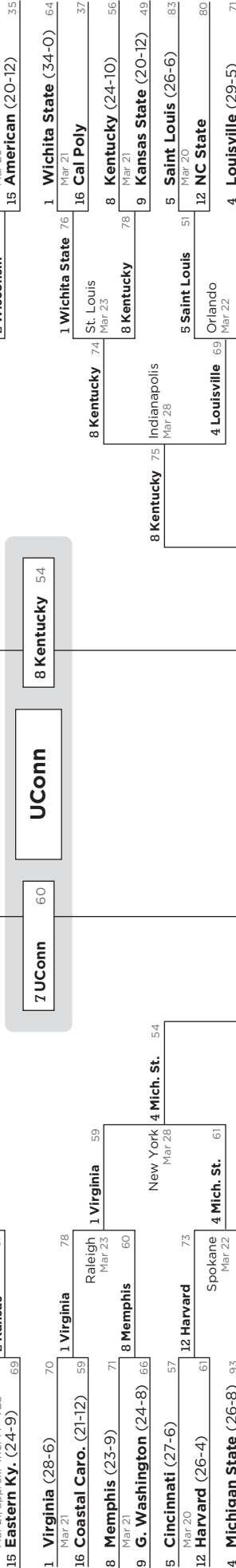
SEC Basketball SID Contacts

Alabama – Aaron Jordan	www.rolltide.com	
Email: ajordan@ia.ua.edu	Office: (205) 348-5401	
Twitter: @AlabamaMBB		
Arkansas – Patrick Pierson	www.arkansasrazorbacks.com	
Email: pspierso@uark.edu	Office: (479) 575-2752	
Twitter: @Pierson_SID; @ArkRazorbacks; @MikeAndersonUA		
Auburn – Daniel Froehlich	www.auburntigers.com	
Email: froehdp@auburn.edu	Office: (334) 844-9800	
Twitter: @AUBasketball; @CoachTonyBarbee		
Florida – Denver Parler	www.gatorzone.com	
Email: Denverp@gators.ufl.edu	Office: (352) 375-4683 x6100	
Twitter: @DenverParler; @GatorZoneMBK; @UFCoachBillyD		
Georgia – Tim Hix	www.georgiadogs.com	
Email: thix@sports.uga.edu	Office: (706) 542-1621	
Twitter: @UGABasketball; @CoachMarkFox		
Kentucky – John Hayden & Deb Moore	www.ukathletics.com	
Email: jhayd2@uky.edu & deb.moore@uky.edu	Office: (859) 257-3838	
Twitter: @CoachCalDotCom; @UKCoachCalipari; @KentuckyMBB		
LSU – Kent Lowe	www.lsusports.net	
Email: clowe@lsu.edu	Office: (225) 578-8226	
Twitter: @lsukent; @LSUBasketball		
Ole Miss – Daniel Snowden	www.olemisssports.com	
Email: desnowde@olemiss.edu	Office: (662) 915-7509	
Twitter: @OleMissMBB		
Mississippi State – Gregg Ellis	www.msstateathletics.com	
Email: gellis@athletics.msstate.edu	Office: (662) 325-3595	
Twitter: @msusportsgregg; @HailStateMBK; @RickRay1		
Missouri – David Reiter	www.mutigers.com	
Email: reiterd@missouri.edu	Office: (573) 884-2437	
Twitter: @MizzouHoops; @FrankHaithMU		
South Carolina – Emily Feeney	www.gamecocksonline.com	
Email: efeeney@mailbox.sc.edu	Office: (803) 777-7743	
Twitter: @GamecockMBB; @FrankMartin_SC		
Tennessee – Tom Satkowiak	www.utsports.com	
Email: tomsid@tennessee.edu	Office: (865) 974-1212	
Twitter: @TomSatkowiak; @Vol_Hoops; @CuonzoMartin		
Texas A&M – Adam Quisenberry	www.aggieathletics.com	
Email: aquisenberry@athletics.tamu.edu	Office: (979) 862-5453	
Twitter: @AggieMensHoops; @Coach_Kennedy		
Vanderbilt – Andy Boggs	www.vucommidores.com	
Email: andy.boggs@vanderbilt.edu	Office: (615) 322-4121	
Twitter: @VandyMBB		
SEC Communications Staff	www.secsports.com	
Herb Vincent, Assoc. Commissioner	hvincent@sec.org	@SECherbin
Craig Pinkerton, Director (MBKB Contact)	cpinkerton@sec.org	@SEC_Craig
Chuck Dunlap, Director	cdunlap@sec.org	@SEC_Chuck
Tammy Wilson, Director	twilson@sec.org	@SEC_Tammy
Sean Cartell, Assistant Director	scartell@sec.org	@SEC_Seal
Office Phone: (205) 458-3000		

Second Round MARCH 20-21 Third Round MARCH 22-23 Regional Semifinals MARCH 27-28 National Semifinals APRIL 5 Regional Finals MARCH 29-30 Regional Semifinals MARCH 27-28 Third Round MARCH 22-23 Second Round MARCH 20-21

First Four®

16 **Albany** (18-14) 71
 Mar 18
 16 **Mt. St. Mary's** (16-16) 64
 Mar 18
 12 **NC State** (21-13) 74
 Mar 19
 12 **Xavier** (21-12) 59
 Mar 19
 16 **Cal Poly** (13-19) 81
 Mar 19
 16 **Texas So.** (19-14) 69
 Mar 19
First Round*
 DAYTON MARCH 18-19
 Watch On



Final Four®
 NORTH TEXAS
 APRIL 5 AND 7

National Championship
 APRIL 7

UConn 60

UConn 54

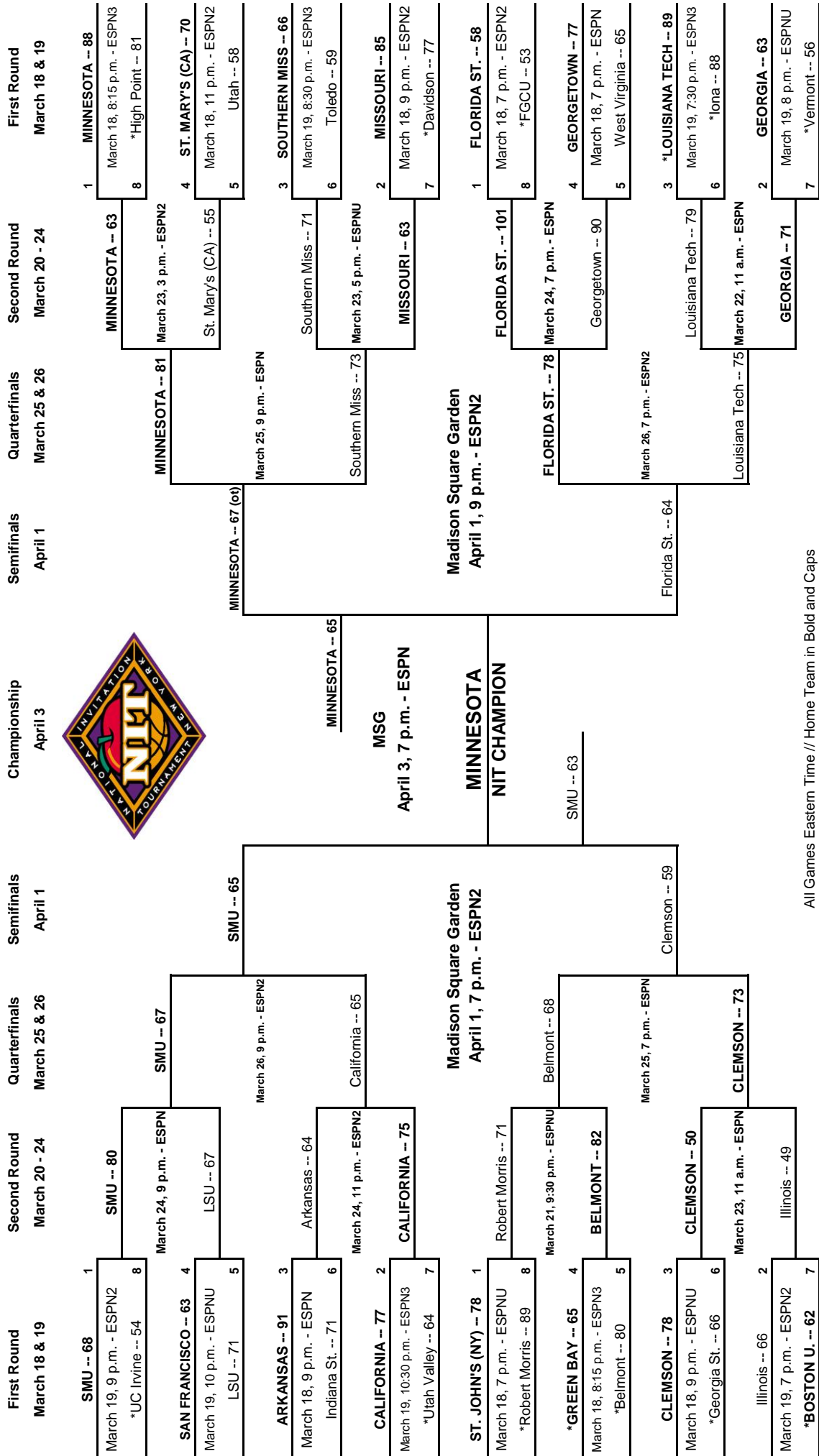
Watch the tournament on these networks or online at NCAA.COM/MARCHMADNESS



March 20 and 23 second-round sites: Buffalo, Milwaukee, Orlando, Spokane, March 21 and 23 second-round sites: Raleigh, San Antonio, San Diego, St. Louis, March 27 and 29 regional sites: Anaheim, Memphis, March 28 and 30 regional sites: Indianapolis, New York.


© 2014 National Collegiate Athletic Association. No commercial use without the NCAA's written permission. The NCAA opposes all forms of sports wagering.

2014 NATIONAL INVITATION TOURNAMENT®



All Games Eastern Time // Home Team in Bold and Caps
 *Automatic Qualifiers - Regular Season Conference Champions

2014 College Basketball Invitational



SEMIFINALS



CHAMPIONSHIP SERIES

Championship Series is a Best-of-Three
 March 31, April 2 & April TBA (if necessary)
 March 31 Siena 61, FRESNO STATE 57
 April 2 Fresno State 89, SIENA 75
 April 5* SIENA 81, Fresno State 68
**if necessary Home team in CAPS*

Television Schedule

<u>March 24</u>	<u>March 31, April 2, April 5*</u>
7:00pm	10:00pm ET, 7:00pm ET, 11:30am ET
9:00pm	*if necessary

SOUTHEASTERN CONFERENCE™

2013-14 Men's Basketball • 2013-14 Men's Basketball • 2013-14 Men's Basketball • 2013-14 Men's Basketball • 2013-14 Men's Basketball • 2013-14 Men's Basketball • 2013-14 Men's Basketball • 2013-14 Men's Basketball • 2013-14 Men's Basketball

2014 SEC Tournament

March 12-16 • Georgia Dome • Atlanta, Ga.

The 2014 Southeastern Conference Men's Basketball Tournament will be held in a familiar setting as the Georgia Dome in Atlanta, Ga., again plays host to this event. Fresh off hosting the 2013 NCAA Final Four, the Georgia Dome is a world-class facility with basketball seating configuration of 26,000. The Georgia Dome first hosted the SEC Men's Basketball Tournament in 1995 and the 2014 tournament will mark the 11th time the facility has served as host. The city of Atlanta hosted the first SEC Tournament in 1933 and this season's tournament will mark the 14th time the City of Trees has hosted the event.

The winner of the 13-game tournament receives the SEC's automatic bid to the NCAA Tournament. The tournament seeds are determined by the 18-game conference schedule during the regular season. Teams are seeded 1-14 based on their regular season conference finish.

Atlanta served as host of the inaugural SEC Tournament played following the 1932-33 season and did so again after the 1933-34 season. The event was held every year through 1952, with the exception of 1935. After a 26-year layoff (1953-78), the tournament was renewed in 1979. The 2012 tournament will be the 52nd in league history and the 33rd since the renewal.

The SEC has shown extraordinary balance in the tournament, evidenced by the fact that a different school won the first seven titles after the renewal. The event has helped set the stage for SEC teams in the NCAA Tournament, as 21 of tournament champions since the tournament resumed in 1979 have advanced to at least the Sweet 16. Three of the last 16 SEC Tournament champions have gone on to win the national championship. Since the renewal in 1979, the SEC Tournament Champion has failed to win at least one NCAA Tournament game only four times.



Kentucky leads the league with 27 SEC Tournament titles. Alabama is second with six, while Tennessee ranks third with four. Florida and Mississippi State each have three championship trophies while Georgia, Ole Miss and Vanderbilt have two. Arkansas, Auburn, LSU and former league member Georgia Tech have each won one SEC Tournament championship.

Future SEC Tournament Dates and Sites

March 12-16, 2014 – Atlanta, Ga.	March 11-15, 2020 – Nashville, Tenn.
March 11-15, 2015 – Nashville, Tenn.	March 10-14, 2021 – Nashville, Tenn.
March 9-13, 2016 – Nashville, Tenn.	March 9-13, 2022 – TBD
March 8-12, 2017 – Nashville, Tenn.	March 8-12, 2023 – Nashville, Tenn.
March 7-11, 2018 – TBD	March 13-17, 2024 – Nashville, Tenn.
March 13-17, 2019 – Nashville, Tenn.	March 12-16, 2025 – Nashville, Tenn.

2014 All-SEC Tournament Team

- Michael Frazier, Florida
- ^ Scottie Wilbekin, Florida
- Patric Young, Florida
- Aaron Harrison, Kentucky
- Julius Randle, Kentucky
- Jarnell Stokes, Tennessee
- ^ -Most Valuable Player



2014 SEC MEN'S BASKETBALL TOURNAMENT

March 12-16 • Georgia Dome • Atlanta, Ga.



SEC Success

Throughout the history of men's college basketball, the Southeastern Conference has captured 11 NCAA Championships and four NIT titles, putting the SEC as one of the nation's top basketball conferences.

During the 2006-07 academic year the Southeastern Conference became the first conference to win the Division I National Championship in Football (Florida), Men's Basketball (Florida) and Women's Basketball (Tennessee) in the same school year.

Only the SEC, the Big East and American have ever won both the men's and women's basketball titles in one season. SEC won both three times in 1996, 1998 and 2007. The Big East has won both twice in 2003 and 2004. The American did it in 2014.

The SEC swept both the NIT and NCAA Tournaments in 2006 when Florida won its first NCAA championship and South Carolina earned its second straight NIT title. Only four conferences have won both the NIT and NCAA title, including the Big East (2003), ACC (1992) and Big Ten (1979).

- The SEC won 80 percent (12-3) of its NCAA Tournament games in 2014, the best winning percentage of any conference.
- The SEC's 12 NCAA Tournament wins in 2014 were the most of any conference, topping the Big Ten's 10 and the American Conference's 9.
- Every SEC team making a postseason appearance in 2014 won at least one game. The league posted a 17-8 (.680) overall record in postseason competition.
- Kentucky made its second appearance in the NCAA championship game in three years (2012) and 12th overall.
- Florida and Kentucky advanced to the Final Four in 2014. It was the first time since 2006 (Florida and LSU) and fourth overall (1994, 1996, 2006, 2014) that two SEC teams advanced to the Final Four.
- Florida, Kentucky and Tennessee advanced to the Sweet 16 of the NCAA Tournament. It is the most SEC teams in the Sweet 16 since 2007 when three teams (UF, UT, VU) advanced to the Regional Semifinals. It is the sixth time in the last nine years that multiple SEC teams have reached the Sweet 16.
- The SEC has won three of the last nine NCAA titles (2006-Florida, 2007-Florida, 2012 Kentucky). No other conference has won more than two NCAA titles during that stretch.
- Since 1993, the SEC has won six men's basketball national championships – Arkansas (1994), Kentucky (1996), Kentucky (1998), Florida (2006), Florida (2007) and Kentucky (2012). Only the ACC (6) has won as many men's basketball titles during this time.
- The SEC has won 11 NCAA men's basketball tournament titles with Kentucky claiming eight (1948, 1949, 1951, 1958, 1978, 1996, 1998 and 2012). Florida has two (2006, 2007) and Arkansas has one (1994).
- Kentucky's John Calipari is 43-14 (.754) and Florida's Billy Donovan is 35-12 (.745) in NCAA Tournament games.
- The SEC has had at least one team advance to the Sweet 16 in 24 of the last 25 years. Eleven of the SEC's 12 members have advanced to the Sweet 16 since 1996.
- The SEC has had at least one team advance to the Sweet 16 in 24 of the last 25 years.
- Every team in the SEC has made at least one NCAA Tournament appearance in the last 11 editions of the NCAA Tournament.
- Three active SEC coaches are the all-time winningest coach at their institution - UF's Billy Donovan, UM's Andy Kennedy and VU's Kevin Stallings.
- The SEC has won at least 65 percent of its non-conference games since the league expanded to 12 teams in 1991-92.
- Over the last six NBA Drafts, 42 SEC players have heard their names called. Twenty of those were selected in the first round and two were the No. 1 overall pick.
- Kentucky is the all-time NCAA leader in wins with 2,111 and the Wildcats' 111 NCAA Tournament victories are the most in tournament history. UK's 52 NCAA Tournament appearances are the most in the nation.
- The SEC is 53-27 (66.3 percent) in the second (formerly the first) round of the NCAA Tournament over the last 16 tournaments (since 1999). In 1999 the SEC won each of its six first round games, becoming the first conference to have six teams win their first round games in the same season.

SEC Weekly Award Winners

	Player Of The Week	Freshman Of The Week
Nov. 11	Julius Randle, Kentucky	Wes Clark, Missouri
Nov. 18	Jordan Clarkson, Missouri	Jordan Mickey, LSU
Nov. 25	Jordan McRae, Tennessee	James Young, Kentucky
Dec. 2	Casey Prather, Florida Craig Sword, Mississippi State	Aaron Harrison, Kentucky
Dec. 9	Jordan Clarkson, Missouri	Bobby Portis, Arkansas
Dec. 16	Scottie Wilbekin, Florida	Jordan Mickey, LSU
Dec. 23	KT Harrell, Auburn	Aaron Harrison, Kentucky
Dec. 30	Jordan Clarkson, Missouri	James Young, Kentucky
Jan. 6	Jordan McRae, Tennessee	Bobby Portis, Arkansas
Jan. 13	Charles Mann, Georgia	Sindarius Thornwell, S. Carolina
Jan. 20	Marshall Henderson, Ole Miss	Davonte Fitzgerald, Texas A&M
Jan. 27	Michael Frazier II, Florida	Julius Randle, Kentucky
Feb. 3	Johnny O'Bryant III, LSU	Jordan Mickey, LSU
Feb. 11	Rod Odom, Vanderbilt	Bobby Portis, Arkansas
Feb. 17	Scottie Wilbekin, Florida	Sindarius Thornwell, S. Carolina
Feb. 24	Julius Randle, Kentucky	Damian Jones, Vanderbilt
March 3	Coty Clarke, Arkansas	Shannon Hale, Alabama
March 10	Jarnell Stokes, Tennessee Michael Frazier II, Florida	Sindarius Thornwell, S. Carolina

SEC Men's Basketball Awards

First Team All-SEC

Trevor Releford, Alabama
Casey Prather, Florida
Scottie Wilbekin, Florida
Julius Randle, Kentucky
Johnny O'Bryant III, LSU
Jabari Brown, Missouri
Jordan McRae, Tennessee
Jarnell Stokes, Tennessee

Second Team All-SEC

Bobby Portis, Arkansas
Chris Denson, Auburn
Patric Young, Florida
Charles Mann, Georgia
James Young, Kentucky
Jordan Mickey, LSU
Marshall Henderson, Ole Miss
Jarvis Summers, Ole Miss
Jordan Clarkson, Missouri
Rod Odom, Vanderbilt

SEC All-Freshman Team

Shannon Hale, Alabama
Bobby Portis, Arkansas
Julius Randle, Kentucky
James Young, Kentucky
Jarell Martin, LSU
Jordan Mickey, LSU
Sindarius Thornwell, South Carolina
Damian Jones, Vanderbilt

SEC All-Defensive Team

Scottie Wilbekin, Florida
Patric Young, Florida
Willie Cauley-Stein, Kentucky
Jordan Mickey, LSU
Josh Richardson, Tennessee

Coach of the Year: Billy Donovan, Florida

Player of the Year: Scottie Wilbekin, Florida

Scholar-Athlete of the Year: Patric Young, Florida

Freshman of the Year: Julius Randle, Kentucky

Sixth-Man of the Year: Dorian Finney-Smith, Florida

Defensive Player of the Year: Patric Young, Florida

Associated Press All-SEC

First Team All-SEC

Casey Prather, Florida
u-Scottie Wilbekin, Florida
u-Julius Randle, Kentucky
Jabari Brown, Missouri
Jarnell Stokes, Tennessee

Second Team All-SEC

Trevor Releford, Alabama
Patric Young, Florida
Jordan Mickey, LSU
Johnny O'Bryant, LSU
Jordan McRae, Tennessee

Honorable Mention

Chris Denson, Auburn
Kenny Gaines, Georgia
Charles Mann, Georgia
James Young, Kentucky
Marshall Henderson, Ole Miss
Jarvis Summers, Ole Miss
Rod Odom, Vanderbilt

Player of the Year: Scottie Wilbekin

Coach of the Year: Billy Donovan

Newcomer of the Year: u-Julius Randle

u-Unanimous

National Awards

Consensus All-America (Others receiving votes)

Julius Randle, Kentucky
 Scottie Wilbekin, Florida

Senior CLASS Award All-America First Team

Patric Young, Florida

Associated Press All-America Third Team

Julius Randle, Kentucky
 Scottie Wilbekin, Florida

Associated Press All-America Honorable Mention

Casey Prather, Florida
 Patric Young, Florida

Sporting News All-America Third Team

Scottie Wilbekin, Florida

NABC All-America Third Team

Julius Randle, Kentucky
 Scottie Wilbekin, Florida

NABC Defensive Player of the Year

Patric Young, Florida

NABC Pete Newell Big Man Award

Patric Young, Florida

CBSsports.com All-America First Team

Scottie Wilbekin, Florida

CBSsports.com All-America Second Team

Julius Randle, Kentucky

CBSsports.com Freshman All-America

Aaron Harrison, Kentucky
 Julius Randle, Kentucky

John R. Wooden Award All-America

Casey Prather, Florida

USA Today All-America Second Team

Julius Randle, Kentucky

USA Today All-America Honorable Mention

Casey Prather, Florida
 Scottie Wilbekin, Florida

Basketball Times All-Freshman First Team

Julius Randle, Kentucky

Basketball Times All-Freshman Second Team

Jordan Mickey, LSU
 Bobby Portis, Arkansas

Basketball Times All-District (South)

Julius Randle, Kentucky
 Trevor Releford, Alabama
 Jarnell Stokes, Tennessee
 Scottie Wilbekin, Florida
 Billy Donovan, Florida (Coach)

NABC All-District 21 - First Team

Julius Randle, Kentucky
 Scottie Wilbekin, Florida
 Jabari Brown, Missouri
 Johnny O'Bryant, LSU
 Jarnell Stokes, Tennessee
 Billy Donovan, Florida (Coach)

NABC All-District 21 - Second Team

Casey Prather, Florida
 Jordan McRae, Tennessee
 Trevor Releford, Alabama
 Jordan Clarkson, Missouri
 Chris Denson, Auburn

USBWA Henry Iba Coach of the Year - Finalist

Billy Donovan, Florida

USBWA Wayman Tisdale Award - Finalist

Julius Randle, Kentucky

USBWA Oscar Robertson Award - Finalist

Casey Prather, Florida
 Julius Randle, Kentucky

USBWA All-District IV

Chris Denson, Auburn
 Marshall Henderson, Ole Miss
 Jordan McRae, Tennessee
 Casey Prather, Florida
 Julius Randle, Kentucky
 Trevor Releford, Alabama
 Jarnell Stokes, Tennessee
 Scottie Wilbekin, Florida
 Billy Donovan, Florida (Coach)

USBWA All-District VII

Johnny O'Bryant, LSU
 Bobby Portis, Arkansas

Naismith Memorial Basketball Hall of Fame

Nolan Richardson, Arkansas

CollegeInsider.com Lute Olson All-America Team

Julius Randle, Kentucky
 Scottie Wilbekin, Florida

Naismith Coach of the Year - Finalist

Billy Donovan, Florida

SI.com All-Glue Team (Captain)

Patric Young, Florida

CoSIDA Academic All-America Third Team

Patric Young, Florida

CoSIDA Academic All-District 3 First Team

Shelby Moats, Vanderbilt

CoSIDA Academic All-District 4 First Team

Levi Randolph, Alabama
 Patric Young, Florida

NCAA Final Four All-Tournament Team

Julius Randle, Kentucky
 James Young, Kentucky

NCAA Tournament Midwest Regional MOP

Julius Randle, Kentucky

NCAA Tournament All-Midwest Regional Team

Aaron Harrison, Kentucky
 Marcus Lee, Kentucky
 Julius Randle, Kentucky

NCAA Tournament South Regional MOP

Scottie Wilbekin, Florida

NCAA Tournament All-South Regional Team

Michael Frazier II, Florida
 Scottie Wilbekin, Florida

Other Honors

SEC Community Service Team

Retin Obasohan, Alabama
 Kikko Haydar, Arkansas
 Asaiah Dixon-Tatum, Auburn
 Will Yeguete, Florida
 Marcus Thornton, Georgia
 Jon Hood, Kentucky
 Andre Stringer, LSU
 Demarco Cox, Ole Miss
 Tyson Cunningham, Mississippi State
 Johnathan Williams, III, Missouri
 Brenton Williams, South Carolina
 D'Montre Edwards, Tennessee
 Blake McDonald, Texas A&M
 Kyle Fuller, Vanderbilt

SEC Legends

Eddie Phillips, Alabama
 Clint McDaniel, Arkansas
 Gerald White, Auburn
 Greg Stolt, Florida
 D.A. Layne, Georgia
 Tony Delk, Kentucky
 Mahmoud Abdul-Rauf (Chris Jackson), LSU
 Ansu Sesay, Ole Miss
 Erick Dampier, Mississippi State
 John Brown, Missouri
 Gary Gregor, South Carolina
 Dr. Ed Wiener, Tennessee
 Dr. John Thornton, Texas A&M
 Matt Freije, Vanderbilt

SOUTHEASTERN CONFERENCE™

2013-14 Men's Basketball • 2013-14 Men's Basketball • 2013-14 Men's Basketball • 2013-14 Men's Basketball • 2013-14 Men's Basketball • 2013-14 Men's Basketball • 2013-14 Men's Basketball • 2013-14 Men's Basketball • 2013-14 Men's Basketball

ASSOCIATED PRESS POLL

(March 17, 2014)

Rk	Team	Record	Points
1	Florida (50)	32-2	1,610
2	Wichita State (15)	34-0	1,571
3	Virginia	28-6	1,430
4	Arizona	30-4	1,422
5	Louisville	29-5	1,412
6	Villanova	28-4	1,231
7	Michigan	25-8	1,162
8	Duke	26-8	1,121
9	Iowa State	26-7	1,055
10	Kansas	24-9	1,045
11	Michigan State	26-8	950
12	Wisconsin	26-7	892
13	San Diego State	29-4	890
14	Syracuse	27-5	757
15	Cincinnati	27-6	720
16	Creighton	26-7	658
17	New Mexico	27-6	623
18	Connecticut	26-8	503
19	North Carolina	23-9	424
20	UCLA	26-8	413
21	Oklahoma	23-9	265
22	Ohio State	25-9	167
23	Baylor	24-11	148
24	Virginia Commonwealth	26-8	140
25	Saint Louis	26-6	131

Receiving Votes: Memphis 101, Gonzaga 83, **Kentucky 77**, Stephen F. Austin 46, Harvard 30, Saint Joseph's 14, Texas 13, Oregon 8, Providence 6, Massachusetts 3, **Tennessee 2**, Western Michigan 1, North Carolina Central 1

USA TODAY COACHES POLL

(April 7, 2014)

Rk	Team	Record	Points
1	Connecticut (30)	32-8	791
2	Kentucky (1)	29-11	759
3	Florida	36-3	735
4	Wisconsin	30-8	704
5	Arizona	33-5	637
6	Michigan	28-9	594
7	Wichita State (1)	35-1	583
8	Michigan State	29-9	553
9	Louisville	31-6	545
10	Virginia	30-7	539
11	Iowa State	28-8	457
12	San Diego State	31-5	453
13	Villanova	29-5	367
14	Kansas	25-10	341
15	UCLA	28-9	297
16	Duke	26-9	276
17	Syracuse	28-6	263
18	Baylor	26-12	246
19	Dayton	26-11	246
20	Creighton	27-8	190
21	North Carolina	24-10	156
22	Cincinnati	27-7	126
23	Tennessee	24-13	122
24	Stanford	23-13	104
25	Saint Louis	27-7	75

Receiving Votes: New Mexico 50, Oklahoma 33, Memphis 23, Ohio State 21, Harvard 21, Oregon 14, Texas 12, Virginia Commonwealth 11, Pittsburgh 10, Gonzaga 10, Saint Joseph's 9, Stephen F. Austin 7, Southern Methodist 7, Minnesota 7, Florida State 4, Clemson 1, North Dakota State 1

NCAA RPI

(March 17, 2014)

Rk	Team	Record
1	Florida	32-2
2	Arizona	30-4
3	Kansas	24-9
4	Wichita St.	34-0
5	Villanova	28-4
6	Wisconsin	26-7
7	Iowa St.	26-7
8	Virginia	28-6
9	Duke	26-8
10	Creighton	26-7
11	Michigan	25-8
12	New Mexico	27-6
13	VCU	26-8
14	UCLA	26-8
15	San Diego St.	29-4
16	Syracuse	27-5
17	Kentucky	24-10
18	Michigan St.	26-8
19	Louisville	29-5
20	Gonzaga	28-6
42	Tennessee	21-12
49	Missouri	22-11
74	Georgia	19-13
77	Arkansas	21-11
83	LSU	19-13
94	Ole Miss	19-14
120	Vanderbilt	15-16
124	Alabama	13-19
139	South Carolina	14-20
148	Texas A&M	17-15
169	Auburn	14-16
245	Mississippi St.	14-19

WEEK-BY-WEEK IN THE NATIONAL POLLS

	UA	AR	AU	UF	UG	UK	LS	UM	MS	MO	SC	UT	AM	VU
Pre	-/-	-/-	-/-	10/8	-/rv	1/1	-/rv	-/-	-/-	rv/rv	-/-	rv/rv	-/-	-/-
N11	-/-	-/-	-/-	11/10	-/rv	1/1	rv/rv	-/-	-/-	rv/rv	-/-	rv/rv	-/-	-/-
N18	-/-	-/-	-/-	16/14	-/-	4/5	-/-	-/-	-/-	rv/rv	-/-	rv/rv	-/-	-/-
N25	-/-	-/-	-/-	15/13	-/-	3/4	-/-	-/-	-/-	rv/rv	-/-	rv/rv	rv/-	-/-
D2	-/-	-/-	-/-	15/12	-/-	3/4	-/-	rv/-	-/-	rv/rv	-/-	-/-	-/-	-/-
D9	-/-	-/-	-/-	19/19	-/-	11/10	-/-	-/-	-/-	24/rv	-/-	-/-	-/-	-/-
D16	-/-	-/-	-/-	16/17	-/-	19/21	-/-	-/-	-/-	23/25	-/-	-/-	-/-	-/-
D23	-/-	-/-	-/-	13/14	-/-	18/18	rv/-	-/-	-/-	25/25	-/-	-/-	-/-	-/-
D30	-/-	-/-	-/-	12/13	-/-	15/16	rv/-	-/-	-/-	25/25	-/-	-/-	-/-	-/-
J6	-/-	rv/-	-/-	10/11	-/-	14/16	-/-	-/-	-/-	21/21	-/-	-/-	-/-	-/-
J13	-/-	-/-	-/-	7/7	-/-	13/12	-/-	-/-	-/-	rv/rv	-/-	-/-	-/-	-/-
J20	-/-	-/-	-/-	6/6	-/-	14/14	-/-	-/-	-/-	rv/rv	-/-	-/-	-/-	-/-
J27	-/-	-/-	-/-	3/4	-/-	11/11	-/-	-/-	-/-	-/-	-/-	-/-	-/-	-/-
F3	-/-	-/-	-/-	3/4	-/-	18/14	rv/-	-/-	-/-	-/-	-/-	rv/-	-/-	-/-
F10	-/-	-/-	-/-	3/4	-/-	14/13	-/-	-/-	-/-	-/-	-/-	-/-	-/-	-/-
F17	-/-	-/-	-/-	2/2	-/-	18/16	-/-	-/-	-/-	-/-	-/-	-/-	-/-	-/-
F24	-/-	-/-	-/-	1/1	-/-	17/15	-/-	-/-	-/-	-/-	-/-	-/-	-/-	-/-
M3	-/-	-/-	-/-	1/1	-/-	25/24	-/-	-/-	-/-	-/-	-/-	-/-	-/-	-/-
M10	-/-	-/-	-/-	1/1	-/-	rv/rv	-/-	-/-	-/-	-/-	-/-	rv/-	-/-	-/-
M17	-/-	-/-	-/-	1/1	-/-	rv/22	-/-	-/-	-/-	-/-	-/-	rv/-	-/-	-/-
A7	x/-	x/-	x/-	x/3	x/-	x/2	x/-	x/-	x/-	x/-	x/-	x/23	x/-	x/-

Listed as: Associated Press / ESPN/USA Today polls

SEC VS. RANKED OPPONENTS

	Associated Press		USA Today	
	Top 25	Top 10	Top 25	Top 10
Alabama	0-5	0-3	0-5	0-3
Arkansas	1-2	0-1	1-2	0-1
Auburn	0-5	0-2	0-5	0-2
Florida	4-3	0-0	4-3	0-0
Georgia	1-3	0-1	1-3	0-1
Kentucky	5-7	4-4	5-7	4-4
LSU	1-3	0-2	1-2	0-1
Ole Miss	0-3	0-0	0-3	0-0
Mississippi State	0-3	0-1	0-3	0-1
Missouri	13	0-2	1-3	0-2
South Carolina	1-4	0-1	1-4	0-1
Tennessee	0-6	0-4	0-6	0-5
Texas A&M	0-2	0-1	0-2	0-1
Vanderbilt	0-2	0-1	0-2	0-1
Total	14-51	4-24	14-50	4-23
vs. Non-SEC	7-19	4-4	7-18	4-6

Non-Conference Record

Conference	Record	Pct.
America East	2-0	1.000
American Athletic	6-7	.462
Atlantic 10	4-4	.500
Atlantic Coast	10-5	.667
Atlantic Sun	10-2	.833
Big 12	5-9	.357
Big East	3-5	.375
Big Sky	0-0	.000
Big South	7-0	1.000
Big Ten	6-6	.500
Big West	2-0	1.000
Colonial	1-1	.500
Conference USA	7-4	.636
Horizon League	1-0	1.000
Ivy Group	0-0	.000
Metro Atlantic	0-1	.000
Mid-American	5-0	1.000
Mid-Eastern Athletic	3-0	1.000
Missouri Valley	4-4	.500
Mountain West	4-3	.571
Northeast	2-0	1.000
Ohio Valley	10-0	1.000
Pac-12	2-5	.286
Patriot	0-0	.000
Southern	6-1	.857
Southland	10-1	.918
Southwestern Athletic	9-0	1.000
Summit	1-0	1.000
Sun Belt	10-0	1.000
West Coast	3-1	.750
Western Athletic	1-0	1.000
Independents	0-0	.000
Non-Division I	2-0	1.000
Totals	140-58	.707

Double-Doubles

Player, School	2013-14	Career
Julius Randle, Kentucky	24	24
Jarnell Stokes, Tennessee	22	40
Jordan Mickey, LSU	9	9
Johnny O'Bryant III, LSU	8	25
Gavin Ware, Mississippi State	7	9
Jeronne Maymon, Tennessee	5	14
Kourtney Roberson, Texas A&M	5	7
Damian Jones, Vanderbilt	5	5
Bobby Portis, Arkansas	5	5
Willie Cauley-Stein, Kentucky	4	8
Earnest Ross, Missouri	3	12
James Siakam, Vanderbilt	3	3
Marcus Thornton, Georgia	3	3
Johnathan Williams, Missouri	3	3
Coty Clarke, Arkansas	2	3
Rodney Cooper, Alabama	2	3
Demarco Cox, Ole Miss	2	3
Allen Payne, Auburn	2	3
Dorian Finney-Smith, Florida	2	2
Kyle Fuller, Vanderbilt	2	2
KT Harrell, Auburn	2	2
Aaron Jones, Ole Miss	2	2
Rod Odom, Vanderbilt	2	2
Sindarius Thornwell, South Carolina	2	2
James Young, Kentucky	2	2
Patric Young, Florida	1	11
Michael Carrera, South Carolina	1	6
Asauhn Dixon-Tatum, Auburn	1	1
Mindaugas Kacinas, South Carolina	1	2
Jordan McRae, Tennessee	1	2
Alex Poythress, Kentucky	1	2
Dre Applewhite, Mississippi State	1	1
Demetrius Henry, South Carolina	1	1
Roquez Johnson, Mississippi State	1	1
Jamal Jones, Texas A&M	1	1
Moses Kingsley, Arkansas	1	1
Charles Mann, Georgia	1	1
Jarell Martin, LSU	1	1
Martavious Newby, Ole Miss	1	1
Derek Reese, Tennessee	1	1
Antwan Space, Texas A&M	1	1
Shavon Coleman, LSU	0	5
Nick Jacobs, Alabama	0	3
Will Yeguete, Florida	0	3
Nemanja Djuricic, Georgia	0	2
Damontre Harris, Florida	0	2
Colin Borchert, Mississippi State	0	1
Anthony Hickey, LSU	0	1
Jarvis Summers, Ole Miss	0	1
Scottie Wilbekin, Florida	0	1
Donte' Williams, Georgia	0	1

Career Leaders - Points

1. 1873 Trevor Releford; Alabama	2010-14
2. 1521 Jordan McRae; Tennessee	2010-14
3. 1365 Andre Stringer; LSU	2010-14
4. 1339 Earnest Ross; Auburn/Missouri	2009-14
5. 1307 Patric Young; Florida	2010-14
6. 1293 Marshall Henderson; Ole Miss	2012-14
7. 1233 Jarvis Summers; Ole Miss	2011-14
8. 1190 Chris Denson; Auburn	2010-14
9. 1157 Johnny O'Bryant III; LSU	2011-14
10. 1129 Jarnell Stokes; Tennessee	2011-14
11. 1040 Jabari Brown; Missouri	2012-14
12. 986 Brenton Williams; South Carolina	2011-14
13. 985 Rod Odom; Vanderbilt	2010-14
14. 953 Scottie Wilbekin; Florida	2010-14
15. 905 Anthony Hickey; LSU	2011-14

Career Leaders - Rebounds

1. 849 Patric Young; Florida	2010-14
2. 836 Jarnell Stokes; Tennessee	2011-14
3. 702 Johnny O'Bryant III; LSU	2011-14
4. 684 Earnest Ross; Auburn/Missouri	2009-14
5. 626 Will Yeguete; Florida	2010-14
6. 606 Jeronne Maymon; Tennessee	2010-14
7. 514 Donte' Williams; Georgia	2010-14
8. 480 Allen Payne; Auburn	2010-14
9. 472 Rod Odom; Vanderbilt	2010-14
10. 449 Kourtney Roberson; Texas A&M	2012-14

Career Leaders - Blocked Shots

1. 166 Willie Cauley-Stein; Kentucky	2012-14
2. 160 Patric Young; Florida	2010-14
3. 136 Donte' Williams; Georgia	2010-14
4. 121 Aaron Jones; Ole Miss	2011-14
5. 108 Asauhn Dixon-Tatum; Auburn	2012-14
6. 106 Jordan Mickey; LSU	2013-14
7. 97 Jordan McRae; Tennessee	2010-14
8. 94 Jarnell Stokes; Tennessee	2011-14
9. 85 Marcus Thornton; Georgia	2010-14
10. 79 Nick Jacobs; Alabama	2011-14

Career Leaders - Steals

1. 263 Trevor Releford; Alabama	2010-14
2. 216 Anthony Hickey; LSU	2011-14
3. 167 Scottie Wilbekin; Florida	2010-14
4. 157 Earnest Ross; Auburn/Missouri	2009-14
5. 153 Mardracus Wade; Arkansas	2010-14
6. 130 Andre Stringer; LSU	2010-14
130 Alex Caruso; Texas A&M	2012-14
8. 117 Allen Payne; Auburn	2010-14
117 Will Yeguete; Florida	2010-14
10. 115 Craig Sword; Mississippi State	2012-14

Career Leaders - Assists

1. 419 Scottie Wilbekin; Florida	2010-14
2. 395 Trevor Releford; Alabama	2010-14
3. 370 Jarvis Summers; Ole Miss	2011-14
4. 360 Anthony Hickey; LSU	2011-14
5. 314 Andre Stringer; LSU	2010-14
6. 282 Alex Caruso; Texas A&M	2012-14
7. 267 Kyle Fuller; Vanderbilt	2010-14
8. 238 Bruce Ellington; South Carolina	2010-14
9. 209 Jordan McRae; Tennessee	2010-14
10. 206 Rashad Madden; Arkansas	2011-14

SOUTHEASTERN CONFERENCE™

2013-14 Men's Basketball • 2013-14 Men's Basketball • 2013-14 Men's Basketball • 2013-14 Men's Basketball • 2013-14 Men's Basketball • 2013-14 Men's Basketball • 2013-14 Men's Basketball • 2013-14 Men's Basketball • 2013-14 Men's Basketball

SEC IN THE NCAA STATISTICS TOP 100

TEAM	
Winning Percentage	
2 Florida	92.3
37 Kentucky	72.5
68 Missouri	65.7
76 Tennessee	64.9
77 Arkansas	64.7
Scoring Offense	
16 Arkansas	80.1
62 Ole Miss	75.2
69 Kentucky	74.8
71 LSU	74.7
Scoring Defense	
3 Florida	57.8
18 Tennessee	61.7
29 Texas A&M	62.8
62 Vanderbilt	65.5
81 Kentucky	66.6
84 Georgia	66.8
99 Alabama	67.2
Scoring Margin	
9 Florida	12.2
19 Tennessee	10.5
37 Arkansas	8.8
43 Kentucky	8.2
FG Percentage	
82 Florida	46.0
96 Missouri	45.6
FG Percentage Defense	
25 Texas A&M	40.0
30 Florida	40.2
34 Georgia	40.3
44 Vanderbilt	40.6
47 Arkansas	40.8
59 Kentucky	41.1
69 Tennessee	41.3
73 Missouri	41.4
75 LSU	41.4
86 Alabama	41.9
87 Ole Miss	41.9
Three-Point FG Per Game	
41 Ole Miss	7.8
61 Arkansas	7.4
Three-Point FG Percentage	
50 South Carolina	37.8
86 Arkansas	36.2
99 Florida	35.9

Three-Point FG Defense	
4 Texas A&M	28.8
21 Vanderbilt	30.4
25 Alabama	30.8
56 Georgia	31.9
67 Kentucky	32.2
77 South Carolina	32.6
79 Mississippi St.	32.6
Free-Throw Percentage	
34 Missouri	74.2
74 Arkansas	72.6
96 Auburn	72.1
Rebound Margin	
2 Kentucky	9.4
3 Tennessee	8.5
30 Florida	5.0
32 Missouri	4.8
38 Georgia	4.6
79 South Carolina	3.1
94 LSU	2.8
Assists Per Game	
28 Arkansas	15.3
70 LSU	14.1
Assist-Turnover Ratio	
33 Arkansas	1.33
72 Tennessee	1.22
87 Florida	1.18
100 Texas A&M	1.14
Blocked Shots Per Game	
13 Kentucky	5.9
15 LSU	5.9
18 Arkansas	5.6
21 Ole Miss	5.5
63 Tennessee	4.6
64 Georgia	4.6
78 Auburn	4.5
81 Vanderbilt	4.5
95 Alabama	4.3
Steals Per Game	
12 Arkansas	8.4
23 Mississippi St.	7.7
29 LSU	7.7
42 Ole Miss	7.5
73 Florida	7.0
99 Alabama	6.8
Turnovers Per Game	
35 Tennessee	10.5
58 Florida	11.1
69 Ole Miss	11.2
78 Texas A&M	11.4
Turnover Margin	
4 Arkansas	5.5
22 Ole Miss	2.8
34 Florida	2.4
51 Texas A&M	1.9
Personal Fouls Per Game	
5 Florida	15.7
23 Tennessee	16.7
51 Mississippi St.	17.3
60 Vanderbilt	17.5
86 Texas A&M	17.9

INDIVIDUAL	
Points Per Game	
27 Jabari Brown, Missouri	19.9
43 Chris Denson, Auburn	19.1
46 Marshall Henderson, Ole Miss	19.0
59 Jordan McRae, Tennessee	18.7
67 Trevor Releford, Alabama	18.5
76 KT Harrell, Auburn	18.3
FG Percentage	
7 Casey Prather, Florida	60.3
49 Jordan Mickey, LSU	53.3
52 Jarnell Stokes, Tennessee	53.1
93 Johnny O'Bryant III, LSU	49.6
94 Trevor Releford, Alabama	49.6
Three-Point FG Per Game	
3 Marshall Henderson, Ole Miss	4.30
23 Michael Frazier, Florida	3.03
38 Rod Odom, Vanderbilt	2.74
39 Brenton Williams, South Carolina	2.74
92 Jamal Jones, Texas A&M	2.41
Three-Point FG Percentage	
10 Michael Frazier, Florida	44.7
18 Brenton Williams, South Carolina	42.7
50 Rod Odom, Vanderbilt	38.5
72 Marshall Henderson, Ole Miss	34.2
Free-Throw Percentage	
3 Brenton Williams, South Carolina	93.0
36 KT Harrell, Auburn	87.0
66 Trevor Releford, Alabama	84.8
Rebounds Per Game	
7 Jarnell Stokes, Tennessee	10.6
9 Julius Randle, Kentucky	10.4
83 Jeronne Maymon, Tennessee	8.1
Assists Per Game	
51 Alex Caruso, Texas A&M	5.0
Blocked Shots Per Game	
9 Jordan Mickey, LSU	3.12
22 Willie Cauley-Stein, Kentucky	2.86
53 Asaunh Dixon-Tatum, Auburn	2.13
59 Aaron Jones, Ole Miss	2.09
Steals Per Game	
19 Trevor Releford, Alabama	2.23
33 Alex Caruso, Texas A&M	2.03
53 Craig Sword, Mississippi St.	1.88
62 Anthony Hickey, LSU	1.82
65 Retin Obasohan, Alabama	1.80
98 Scottie Wilbekin, Florida	1.65
Assist Turnover Ratio	
20 Anthony Hickey, LSU	2.80
83 Scottie Wilbekin, Florida	2.12
Double-Doubles	
1 Julius Randle, Kentucky	24
2 Jarnell Stokes, Tennessee	22
71 Jordan Mickey, LSU	9
93 Johnny O'Bryant III, LSU	8



ALABAMA CRIMSON TIDE

OVERALL: 13-19 (13-4 H, 0-11 A, 0-4 N)
SEC: 7-11 (7-2 H, 0-9 A)

Head Coach: Anthony Grant
59-71 in 5th year at Alabama
175-96 in 8th year as a head coach



ARKANSAS RAZORBACKS

OVERALL: 22-12 (17-2 H, 3-7 A, 2-3 N)
SEC: 10-8 (7-2 H, 3-6 A)

Head Coach: Mike Anderson
59-39 in 3rd year at Arkansas
259-137 in 12th year as a head coach

Alabama closed out the 2014 season with a 68-56 loss to LSU in the second round of the Southeastern Conference tournament in Atlanta, Ga. The Crimson Tide was led, as it has been all season long, by senior guard Trevor Releford, who scored 11 points, grabbed five rebounds and dished out three assists. Releford finished his outstanding career with 1,873 points, which places him fourth on the school's all-time scoring list. He moved past former UA great Buck Johnson (1,869 points from 1983-86) with a pair of free throws late in the game. The Kansas City, Mo., native leaves Alabama as the career leader in total steals (263), career steals per game average (2.0) and career games played (134). He also is the only player in program history to record more than 1,000 points, 300 assists (395) and 200 steals.

Arkansas' 22 wins is its most since 2007-08. The Razorbacks at 80.1 points per game, good for the best average since 1997-98. Hit a three-pointer in all 34 games, extending streak to 838 games. Three players in double figures put the season total at 120. Cal was just the fifth team to finish with a positive assist/turnover ratio against Arkansas this season. Madden and Bell tied for the team lead with 50 threes on the season. Madden ends the year with double figure points in five straight games. Portis finishes with a team-best five double-doubles. Portis led the team in rebounding 16 times. Portis 23 double figure outings featured four straight to end the year. Portis finishes with a team-high 54 blocks while fellow freshman Moses Kingsley is second with 49. Harris double figure game was his 10th off the bench and 12th overall. Senior Fred Guley III played his final 151 minutes as a Razorback without a turnover. Guley's dunk in the first half was No. 1 on the #5Ctop10 and Arkansas' 11th #5Ctop10 play of the year. Haydar hit a three for the 17th time which was his 27th of the season.

2013-14 SCHEDULE/RESULTS

		Result	Attendance	High Scorer
N8	1-Oklahoma	L, 73-82	5207	Key 20
N14	2-Texas Tech [ESPN2]	W, 76-64	10746	Releford 29
N18	3-Stillman [ESPN3]	W, 102-65	9903	Randolph 17
N19	3-Georgia State [ESPN3]	W, 75-58	9527	Releford 19
N27	4-#6 Duke [ESPN2]	L, 64-74	8742	Jacobs 18
N29	4-Drexel [ESPN/2]	L, 83-85 3OT	13266	Jacobs 23
D4	North Florida [CSSS]	W, 76-48	9398	Randolph 20
D7	at South Florida [ESPNU]	L, 64-66	4255	Obasohan 20
D14	Charleston Southern	W, 59-45	10132	Obasohan 22
D17	#11 Wichita State [ESPNU]	L, 67-72	9918	Releford 22
D21	Xavier [CSSS]	L, 74-77	10477	Releford 17
D28	at UCLA [ESPN2]	L, 67-75	9061	Releford 34
J4	Robert Morris [CSSS]	W, 64-56	10125	Releford 18
J7	*Vanderbilt [ESPNU]	W, 68-63	10304	Releford 16
J11	*at Georgia [SEC TV]	L, 58-66	8118	Releford 17
J15	*Mississippi State [SEC TV]	W, 80-61	10112	Releford 28
J18	*at Missouri [ESPN2]	L, 47-68	11003	Hale 12
J23	*#6 Florida [ESPN2]	L, 62-68	11892	Releford 14
J25	*LSU [ESPN2]	W, 82-80	12601	Releford 21
J30	*at Auburn [SEC TV]	L, 55-74	9102	Releford 15
F1	*Tennessee [ESPN2]	L, 59-76	12620	Releford 23
F5	*at Arkansas [SEC TV]	L, 58-65	14869	Cooper 27
F8	*at #3 Florida [ESPN]	L, 69-78	12520	Releford 25
F11	*Ole Miss [ESPNU]	W, 67-64	9703	Releford 26
F15	*at South Carolina [SEC TV]	L, 66-67	8186	Releford 27
F20	*at Texas A&M [ESPN2]	L, 48-63	7089	Releford 20
F22	*Missouri [ESPN2]	W, 80-73	10907	Randolph 33
F26	*at Ole Miss [ESPN3]	L, 67-79	7165	Hale 27
M1	*Auburn [ESPNU]	W, 73-57	13499	Randolph 24
M4	*at #25 Kentucky [ESPN]	L, 48-55	23504	Releford 13
M8	*Arkansas [ESPN3]	W, 83-58	10961	Releford 24
M13	5-LSU [SEC TV]	L, 56-68	10218	Hale/Releford 11

All Times Central; *SEC Game; [] TV Game; 1-at Dallas, Texas (American Airlines Center); 2-Big 12/SEC Challenge; 3-Preseason NIT (Campus Sites); 4-Preseason NIT (New York, NY); 5-SEC Tournament (Atlanta, Ga.)

2013-14 SCHEDULE/RESULTS

		Result	Attendance	High Scorer
N8	SIU-Edwardsville	W, 99-65	12068	Bell 18
N15	Louisiana-Lafayette	W, 76-63	12780	Harris 19
N18	SMU	W, 89-78	11455	Harris 21
N25	1-California [ESPN2]	L, 77-85	2400	Qualls 21
N26	1-Minnesota [ESPN2]	W, 87-73	2400	Harris 15
N27	1-#11 Gonzaga [ESPN2]	L, 81-91	2400	Portis 18
D3	Southeastern Louisiana	W, 111-65	11765	Portis/Qualls 16
D7	Clemson [CSSS]	W, 74-68	13967	Qualls 17
D12	Savannah State	W, 72-43	11449	Madden 21
D19	UT Martin [RSN]	W, 102-56	11370	Clarke/Portis 15
D21	2-South Alabama	W, 72-60	10627	Portis 15
D28	High Point	W, 89-48	13397	Portis 16
J4	UT-San Antonio	W, 104-71	13045	Portis 19
J8	*at Texas A&M [FSN]	L, 53-69	5102	Madden 12
J11	*#10 Florida [ESPN2]	L, 82-84 OT	18040	Madden 23
J14	*#13 Kentucky [ESPN]	W, 87-85 OT	18886	Qualls/Madden 18
J18	*at Georgia [SEC TV]	L, 61-66 OT	6662	Clarke 13
J22	*at Tennessee [SEC TV]	L, 74-81	14034	Clarke 16
J25	*Auburn [FSN]	W, 86-67	16762	Madden 24
J28	*Missouri [ESPNU]	L, 71-75	15876	Madden 20
F1	*at LSU [ESPNU]	L, 74-88	10925	Madden 17
F5	*Alabama [SEC TV]	W, 65-58	14869	Portis 35
F8	*at Vanderbilt [SEC TV]	W, 77-75	10647	Qualls 17
F13	*at Missouri [ESPN]	L, 85-86	12362	Madden 17
F15	*LSU [ESPNU]	W, 81-70	18307	Madden 21
F19	*South Carolina [CSSS]	W, 71-64	15017	Qualls 20
F22	*at Mississippi State [SEC TV]	W, 73-69	6981	Bell 19
F27	*at #17 Kentucky [ESPN]	W, 71-67 OT	23908	Qualls 14
M1	*Georgia [SEC TV]	W, 87-75	18227	Clarke 23
M5	*Ole Miss [ESPN3]	W, 110-80	15962	Bell 23
M8	*at Alabama [ESPN3]	L, 58-83	10961	Madden 19
M13	3-Auburn/South Carolina [SEC TV]	L, 69-71	9308	Clarke 13
M18	4-Indiana State [ESPN]	W, 91-71	7096	Bell 28
M24	4-California [ESPN2]	L, 64-75	2518	Madden 15

All Times Central; *SEC Game; [] TV Game; 1-EA Sports Maui Invitational (Maui, Hawaii); 2-at North Little Rock, Ark.; 3-SEC Tournament (Atlanta, Ga.); 4-National Invitation Tournament (campus sites)



AUBURN TIGERS
 OVERALL: 14-16 (12-6 H, 2-8 A, 0-2 N)
 SEC: 6-12 (4-5 H, 2-7 A)

Head Coach: Tony Barbee
 49-75 in 4th year at Auburn
 131-127 in 8th year as a head coach

@AUBasketball



FLORIDA GATORS
 OVERALL: 36-3 (17-0 H, 10-2 A, 9-1 N)
 SEC: 18-0 (9-0 H, 9-0 A)

Head Coach: Billy Donovan
 451-169 in 17th year at Florida
 486-189 in 19th year as a head coach

@GatorZoneMBK

Auburn's season came to an end on the basketball court Wednesday night when South Carolina pelted the Tigers with 11 3-pointers in a 74-56 victory in the first game of the Southeastern Conference Tournament. Auburn's season ended with a 14-16 overall record after finishing 6-12 in the SEC's regular season. With 1,190 career points, Chris Denson is now 23rd on the Auburn career points list after passing Charles Barkley (1,183) in his final game. Denson was voted Second Team All-SEC by the league's 14 head coaches. Denson is Auburn's first All-SEC performer since Korvotney Barber in 2009 and the first Auburn guard to be named All-SEC since Toney Douglas in 2005. Either junior guard KT Harrell or Denson led Auburn in scoring in 28 of the 30 games. Senior center Asaiah Dixon-Tatum was placed on the SEC Community Service Team for his work in Auburn community.

The 2014 SEC regular season and SEC Tournament champion Florida Gators earned the No. 1 overall seed in the NCAA Tournament and entered the Final Four on a program-record 30-game winning streak. UF made its fifth all-time Final Four appearance and the fourth under head coach Billy Donovan (1994, 2000, 2006 and 2007). The Gators have reached at least the Elite Eight in each of the past four seasons, while no other team in the country has even made the Sweet 16 all of the past four years. Florida is making its 17th NCAA Tournament appearance and 14th under Billy Donovan. The Gators are 39-15 all-time in the NCAA Tournament, 35-12 under Donovan. The Gators became the third team to win all four games en route to the Final Four by double digits while holding all opponents under 70 points, joining Michigan State in 2000 and Duke in 1999 (via ESPN Research).

2013-14 SCHEDULE/RESULTS

	Result	Attendance	High Scorer
N8 Nicholls State	W, 76-54	4196	Harrell 21
N15 Northwestern State	L, 92-111	5823	Denson 29
N19 Jacksonville State	W, 78-54	4016	Denson 15
N23 Murray State	W, 75-67	4171	Denson 23
N26 Tennessee State	W, 78-73	4370	Denson 17
D2 1-at #17 Iowa State [ESPNU]	L, 70-99	13889	Denson 27
D8 2-Illinois [FSN]	L, 62-81	2259	Harrell 23
D19 Clemson [FSN]	W, 66-64	4938	Denson 19
D22 Boston College [CSS]	W, 77-67	4622	Harrell 29
D30 Arkansas-Pine Bluff [CSS]	W, 91-59	4467	Harrell 19
J4 Florida A&M	W, 81-50	4677	Harrell 22
J9 *at Ole Miss [ESPN2]	L, 62-65	6355	Denson 28
J11 *#21 Missouri [ESPNU]	L, 68-70	7181	Harrell 27
J15 *at Tennessee [CSS]	L, 67-78	14205	Denson 24
J18 *#7 Florida [SEC TV]	L, 61-68	8683	Denson 21
J22 *at Mississippi State [ESPN3]	L, 74-82	7754	Harrell 24
J25 *at Arkansas [FSN]	L, 67-86	16762	Denson 18
J30 *Alabama [SEC TV]	W, 74-55	9102	Denson 32
F1 *Georgia [SEC TV]	W, 74-67	7168	Denson 18
F5 *at South Carolina [ESPN3]	W, 79-74	8581	Harrell/Denson 25
F8 *at LSU [SEC TV]	L, 80-87	10588	Denson 29
F12 *#14 Kentucky [SEC TV]	L, 56-64	7959	Denson 26
F15 *Mississippi State [SEC TV]	W, 92-82	6890	Denson 30
F19 *at #2 Florida [FSN]	L, 66-71	12414	Shamsid-Deen 17
F22 *Vanderbilt [FSN]	L, 59-67	6814	Harrell/Denson 13
F26 *South Carolina [FSN]	W, 83-67	4434	Denson 22
M1 *at Alabama [ESPNU]	L, 57-73	13499	Harrell 21
M5 *Tennessee [SEC TV]	L, 54-82	5304	Shamsid-Deen 17
M8 *at Texas A&M [SEC TV]	W, 69-64	5488	Harrell 20
M12 3-South Carolina [SEC TV]	L, 56-74	7132	Denson 14

All Times Central; *SEC Game; [] TV Game; 1-Big 12/SEC Challenge; 2-at Atlanta, Ga. (Philips Arena); 3-SEC Tournament (Atlanta, Ga.)

2013-14 SCHEDULE/RESULTS

	Result	Attendance	High Scorer
N8 1-North Florida [SUN]	W, 77-69	10550	Prather 28
N12 at #20 Wisconsin [ESPN2]	L, 53-59	17249	Frazier 20
N16 1-UALR [SUN]	W, 86-56	8843	Prather 27
N18 1-Southern [SUN]	W, 67-53	8002	Young 12
N21 1-Middle Tennessee [SUN]	W, 79-59	9020	Young 16
N25 at Jacksonville [FSN/FL]	W, 86-60	5625	Prather 27
N29 Florida State [ESPN2]	W, 67-66	12306	Prather 19
D2 at #12 Connecticut [ESPN2]	L, 64-65	10167	Prather 19
D10 2-#13 Kansas [ESPN]	W, 67-61	12423	Wilbekin 18
D17 3-#15 Memphis [ESPN]	W, 77-75	8062	Prather 22
D21 4-Fresno State [SUN/FSN]	W, 66-49	11214	Prather 16
D29 Savannah State [FSN]	W, 76-34	10508	Young 15
J4 Richmond [CSS]	W, 67-58	12012	Frazier 18
J8 *South Carolina [CSS]	W, 74-58	12147	Wilbekin 17
J11 *at Arkansas [ESPN2]	W, 84-82 OT	18040	Finney-Smith 22
J14 *Georgia [ESPNU]	W, 72-50	12051	Frazier 21
J18 *at Auburn [SEC TV]	W, 68-61	8683	Prather 21
J23 *at Alabama [ESPN2]	W, 68-62	11892	Frazier 18
J25 *Tennessee [ESPN]	W, 67-41	12475	Frazier 17
J30 *at Mississippi State [ESPN2]	W, 62-51	7989	Prather 16
F1 *Texas A&M [SEC TV]	W, 69-36	12426	Frazier 21
F4 *Missouri [ESPN]	W, 68-58	12123	Wilbekin 19
F8 *Alabama [ESPN]	W, 78-69	12520	Wilbekin 16
F11 *at Tennessee [ESPN]	W, 67-58	18009	Wilbekin 21
F15 *at #14 Kentucky [ESPN]	W, 69-59	24425	Prather 24
F19 *Auburn [FSN]	W, 71-66	12414	Young 17
F22 *at Ole Miss [CBS Sports]	W, 75-71	8140	Wilbekin 18
F25 *at Vanderbilt [ESPN]	W, 57-54	11132	Finney-Smith 19
M1 *LSU [CBS Sports]	W, 79-61	12589	Finney-Smith 16
M4 *at South Carolina [ESPNU]	W, 72-46	12781	Frazier 37
M8 *#25 Kentucky [CBS Sports]	W, 84-65	12604	Young 18
M14 5-Missouri [ESPNU]	W, 72-49	15273	Wilbekin/Frazier 15
M15 5-Tennessee [ABC]	W, 56-49	20330	Young 16
M16 5-Kentucky [ESPN]	W, 61-60	21021	Young/Frazier 14
M20 6-Albany [TBS]	W, 67-55	16074	Prather/Finney-Smith 16
M22 6-Pittsburgh [CBS]	W, 61-45	18512	Wilbekin 21
M27 7-#20 UCLA [CBS]	W, 79-68	14991	Frazier 19
M29 7-Dayton [TBS]	W, 62-52	15443	Wilbekin 23
A5 8-#18 UConn [TBS]	L, 53-63	79444	Young 19

All Times Eastern; *SEC Game; [] TV Game; 1-Global Sports Challenge (Gainesville); 2-Big 12/SEC Challenge; 3-Jimmy V Classic (New York, NY); 4-Orange Bowl Classic (Sunrise, Fla.); 5-SEC Tournament (Atlanta, Ga.); 6-NCAA Tournament (Orlando, Fla.); 7-NCAA Tournament (Memphis, Tenn.); 8-NCAA Final Four (North Texas)



GEORGIA BULLDOGS

OVERALL: 20-14 (15-3 H, 4-7 A, 1-4 N)
SEC: 12-6 (8-1 H, 4-5 A)

Head Coach: Mark Fox
86-77 in 5th season at Georgia
209-120 in 10th season as a head coach

@UGABasketball



KENTUCKY WILDCATS

OVERALL: 29-11 (16-2 H, 5-5 A, 7-4 N)
SEC: 12-6 (7-2 H, 5-4 A)

Head Coach: John Calipari
151-37 in 5th year at Kentucky
553-176 in 22nd year as a head coach

@CoachCalDotCom

Georgia reached the postseason for the 21st time in program history. It was their 12th appearance in the NIT and its first since 2007. Georgia won 20 games for the 12th time in program history and its second in the last 12 years. Georgia won at least 12 conference games for just the third time in program history. Georgia finished tied for second in the conference. It's just the fourth time that the Bulldogs have finished second or higher in SEC play. For the first time in 24 years, Georgia swept four regular-season series. For the first time in 17 seasons, Georgia won two road conference games by 10+ points (Miss. State, South Carolina). For the first time since 1996, Georgia posted seven wins by double-digits in SEC play. Sophomore Charles Mann was named to the Coaches' All-SEC Second Team. Georgia shot over 50 percent from the field 11 times this season—more than the number of 50+ percent shooting games over the previous two seasons combined. Georgia had seven RPI Top-100 wins. Georgia set the school record for most free throws attempted in a season and set the new mark for most free throws made in a season.

Kentucky fell 54-60 to UConn in the NCAA Tournament finals. It was UK's second appearance in the national title game in the last three years and the school's third Final Four appearance in four years. The Wildcats lead the nation with a 116-47 all-time record in the NCAA Tournament. UK is 18-3 (.857) in NCAA Tournament games under John Calipari. UK has amassed 18 tournament victories under Calipari which is the most of any school since 2010. Florida, Kansas and Louisville are next with 11 each. Kentucky has appeared in 12 national title games. UK is 8-4 in such contests. Kentucky had won 11-straight NCAA Tournament games entering the national finals. That's the most consecutive victories for a team in the NCAA Tournament since Florida won 12-straight en route to its national titles in 2006 and 2007. Freshman Julius Randle was named a United States Basketball Writers Association Freshman All-America selection.

2013-14 SCHEDULE/RESULTS

	Result	Attendance	High Scorer
N8	Wofford	W, 72-52	5592
N15	Georgia Tech [FSN]	L, 71-80	10523
N21	1-Davidson [ESPNU]	L, 82-94	2311
N22	1-Temple [ESPN3]	L, 81-83	2520
N24	1-Nebraska [ESPN3]	L, 65-73	1137
N29	Appalachian State [CSS]	W, 71-53	4857
D2	Chattanooga [CSS]	W, 87-56	4226
D14	Lipscomb	W, 84-75	4611
D19	Gardner-Webb	W, 58-49	8719
D21	Western Carolina [CSS]	W, 65-63	6069
D28	at #21 Colorado [Pac-12 Network]	L, 70-84	10848
J3	at George Washington [CSS]	L, 55-73	3063
J8	*at #21 Missouri [SEC TV]	W, 70-64 OT	9298
J11	*Alabama [SEC TV]	W, 66-58	8118
J14	*at #7 Florida [ESPNU]	L, 50-72	12051
J18	*Arkansas [SEC TV]	W, 66-61 OT	6662
J22	*South Carolina [SEC TV]	W, 97-76	5608
J25	*at #14 Kentucky [SEC TV]	L, 54-79	23367
J29	*Vanderbilt [CSS]	L, 54-59	6234
F1	*at Auburn [SEC TV]	L, 67-74	7168
F6	*LSU [ESPN2]	W, 91-78	4902
F8	*Texas A&M [CSS]	W, 62-50	5831
F12	*at Mississippi State [FSN]	W, 75-55	7010
F15	*Ole Miss [FSN]	W, 61-60	10523
F18	*at Tennessee [ESPN]	L, 48-67	13852
F2	*at South Carolina [SEC TV]	W, 73-56	13571
F25	*Missouri [ESPNU]	W, 71-56	5229
M1	*at Arkansas SEC TV]	L, 75-87	18227
M5	*Mississippi State [CSS]	W, 66-45	5165
M8	*at LSU [FSN]	W, 69-61	9208
M14	2-Ole Miss [SEC TV]	W, 75-73	19056
M15	2-Kentucky [ABC]	L, 58-70	20330
M19	3-Vermont [ESPNU]	W, 63-56	3951
M22	3-Louisiana Tech [ESPN]	L, 71-79	3692

All Times Eastern; *SEC Game; [] TV Game; 1-Charleston Classic (Charleston, S.C.); SEC Tournament (Atlanta, Ga.); 3-National Invitation Tournament (campus sites)

2013-14 SCHEDULE/RESULTS

	Result	Attendance	High Scorer
N8	UNC Asheville [FSNS]	W, 89-57	22413
N10	Northern Kentucky [FSNS]	W, 93-63	22925
N12	1-#2 Michigan State [ESPN]	L, 74-78	22711
N17	2-Robert Morris [ESPN2]	W, 87-49	21600
N19	2-Texas Arlington [CSS]	W, 105-76	20305
N25	2-Cleveland State [FSN]	W, 68-61	21067
N27	2-Eastern Michigan [FSNS]	W, 81-63	22721
D1	3-Providence [Fox Sports 1]	W, 79-65	8086
D6	4-#20 Baylor [ESPN]	L, 62-65	12818
D10	Boise State [ESPN]	W, 70-55	21565
D14	at #18 North Carolina [ESPN]	L, 77-82	21750
D21	Belmont [ESPNU]	W, 93-80	24224
D28	#6 Louisville [CBS Sports]	W, 73-66	24396
J8	*Mississippi State [SEC TV]	W, 85-63	23638
J11	*at Vanderbilt [CBS Sports]	W, 71-62	14316
J14	*at Arkansas [ESPN]	L, 85-87 OT	18886
J18	*Tennessee [CBS Sports]	W, 74-66	24246
J21	*Texas A&M [ESPN]	W, 68-51	22634
J25	*Georgia [SEC TV]	W, 79-54	23367
J28	*at LSU [ESPN]	L, 82-87	12124
F1	*at Missouri [CBS Sports]	W, 84-79	11742
F4	*Ole Miss [ESPNU]	W, 80-64	22168
F8	*at Mississippi State [SEC TV]	W, 69-59	8417
F12	*at Auburn [SEC TV]	W, 64-56	7969
F15	*#3 Florida [ESPN]	L, 59-69	24425
F18	*at Ole Miss [ESPN]	W, 84-70	8476
F22	*LSU [ESPN]	W, 77-76 OT	24244
F27	*Arkansas [ESPN]	L, 67-71 OT	23908
M1	*at South Carolina [ESPN]	L, 67-72	15303
M4	*Alabama [ESPN]	W, 55-48	23504
M8	*at #1 Florida [CBS Sports]	L, 65-84	12604
M14	5-LSU [SEC TV]	W, 85-67	19056
M15	5-Georgia [ABC]	W, 70-58	20330
M16	5-#1 Florida [ESPN]	L, 60-61	21021
M21	6-Kansas State [CBS]	W, 56-49	19223
M23	6-#2 Wichita State [CBS]	W, 78-76	19676
M28	7-#5 Louisville [CBS]	W, 74-69	41072
M30	7-#7 Michigan [CBS]	W, 75-72	35551
A5	8-#12 Wisconsin [TBS]	W, 74-73	79444
A7	8-#18 UConn [CBS]	L, 54-60	79238

All Times Eastern; *SEC Game; [] TV Game; 1-State Farm Champions Classic (Chicago, Ill.); 2-Keightly Classic (Lexington, Ky.); 3-at Brooklyn, N.Y.; 4-Big 12/SEC Challenge (Arlington, Texas); 5-SEC Tournament (Atlanta, Ga.); 6-NCAA Tournament (St. Louis, Mo.); 7-NCAA Tournament (Indianapolis, Ind.); 8-NCAA Final Four (North Texas)



LSU TIGERS
 OVERALL: 20-14 (13-3 H, 4-9 A, 3-2 N)
 SEC: 9-9 (7-2 H, 2-7 A)

Head Coach: Johnny Jones
 39-26 in 2nd year at LSU

244-188 in 14th year as a head coach

@LSUBasketball

SMU relied on one of the nation's stingiest defenses to have the program's best season since 1987-88. That defense got a boost from the Mustangs' hot-shooting offense in the second half of an 80-67 victory against LSU in the second round of the NIT on Monday night. SMU rallied from a 10-point, first-half deficit and shot a sizzling 64.3 percent in the second half to pull away down the stretch. SMU's balanced offense was led by Nick Russell (16 points on 6-of-8 shooting, including 4 of 5 on 3-pointers) and Nic Moore (16 points on 6 of 9, including 2 of 3 on treys). LSU (20-14) was led by Johnny O'Bryant III's 16 points. Andre Stringer scored 15 -- all on 3s. Russell, a senior who played his first two collegiate seasons at Kansas State, also led SMU with seven rebounds. LSU initially quieted Moody Coliseum's eighth sellout crowd. An alley-oop pass from Anthony Hickey to Jarell Martin gave the Tigers a 38-28 lead with 3:35 to play in the half. But the Mustangs found their footing, pulled within 40-35 at the half, then used a 26-9 run to put the game out of reach. SMU's largest lead was 17 points.

2013-14 SCHEDULE/RESULTS

	Result	Attendance	High Scorer
N12	at UMass [ESPN]	L, 90-92	5182 O'Bryant 23
N16	Northwestern State	W, 88-74	8756 O'Bryant/Stringer 21
N19	New Orleans [CST]	W, 81-54	7513 Stringer 19
N22	SE Louisiana	W, 89-66	8404 O'Bryant 18
N28	1-Saint Joseph's [ESPN2]	W, 82-65	2351 Stringer 18
N29	1-#21 Memphis [ESPN2]	L, 69-76	2612 Hickey 20
D1	1-Butler [ESPN]	W, 70-68 OT	2016 O'Bryant 17
D14	Louisiana-Monroe [CST]	W, 61-54	7623 Mickey 25
D18	at Texas Tech [ESPN]	W, 71-69	5985 Hickey 16
D21	UAB [CST]	W, 86-63	8418 O'Bryant 17
D28	McNeese State [CST]	W, 79-52	8796 O'Bryant/Coleman 16
J4	Rhode Island [CST]	L, 70-74	8789 Mickey 21
J7	*Tennessee [ESPN]	L, 50-68	7918 Mickey 14
J11	*at South Carolina [SEC TV]	W, 71-68	12071 Stringer 18
J15	*at Ole Miss [CSS]	L, 74-88 OT	7884 Stringer 23
J18	*Vanderbilt [ESPN]	W, 81-58	9716 O'Bryant 22
J21	*Missouri [ESPN]	W, 77-71	8411 Coleman 19
J25	*at Alabama [ESPN2]	L, 80-82	12601 O'Bryant 18
J28	*#11 Kentucky [ESPN]	W, 87-82	12124 O'Bryant 29
F1	*Arkansas [ESPN]	W, 88-74	10925 O'Bryant 23
F6	*at Georgia [ESPN2]	L, 78-91	4902 Mickey/Stringer 19
F8	*Auburn [SEC TV]	W, 87-80	10588 O'Bryant 19
F12	*at Texas A&M [CSS]	L, 73-83	4782 Coleman 21
F15	*at Arkansas [ESPN]	L, 70-81	18307 O'Bryant 20
F19	*Mississippi State [SEC TV]	W, 92-81	7689 Martin 20
F22	*at #18 Kentucky [ESPN]	L, 76-77 OT	24244 O'Bryant/Hickey 20
F26	*Texas A&M [SEC TV]	W, 68-49	7689 Martin 20
M1	*at #1 Florida [CBS Sports]	L, 61-79	12589 O'Bryant 18
M6	*at Vanderbilt [ESPN2]	W, 57-51	9968 O'Bryant 25
M8	*Georgia [FSN]	L, 61-69	9208 Stringer 22
M13	2-Alabama [SEC TV]	W, 68-56	10218 Coleman 15
M14	2-Kentucky [SEC TV]	L, 67-85	19056 O'Bryant 18
M19	3-at San Francisco [ESPN]	W, 71-63	3662 Martin 16
M24	3-at SMU [ESPN]	L, 67-80	7021 O'Bryant 16

All Times Central; *SEC Game; [] TV Game; 1-Old Spice Classic (Orlando, Fla.); 2-SEC Tournament (Atlanta, Ga.); 3-National Invitation Tournament (campus sites)



OLE MISS REBELS
 OVERALL: 19-14 (12-5 H, 4-8 A, 3-1 N)
 SEC: 9-9 (7-2 H, 2-7 A)

Head Coach: Andy Kennedy
 171-101 in 8th year at Ole Miss
 191-114 in 9th year as a head coach

@OleMissMBB

Ole Miss knocked off Mississippi State 78-66 in the second round of the SEC Tournament Thursday before falling to Georgia 75-73 in the quarterfinals on Friday. Senior Marshall Henderson and junior Jarvis Summers each scored 21 points as the Rebels rallied from a 13-point second half deficit to beat Mississippi State. Henderson hit seven 3-pointers on an SEC Tournament record 19 attempts. Henderson and Jarvis Summers combined for 45 points, but the Rebels fell to Georgia 75-73 in the SEC Tournament quarterfinals. Henderson finished his Ole Miss career with a 3-pointer in an SEC record 66-straight games and ranks third on the Rebel career list with 267 3-pointers. The Rebels finished the season with a 19-14 mark and a 9-9 record in the SEC.

2013-14 SCHEDULE/RESULTS

	Result	Attendance	High Scorer
N8	Troy	W, 69-54	6809 Summers 28
N16	at Coastal Carolina	W, 72-70	3241 Henderson 19
N22	1-Mississippi Valley State	W, 111-82	6267 Millinghaus 21
N26	1-North Carolina A&T	W, 84-50	6511 Millinghaus 16
N29	2-Georgia Tech	W, 77-67	4231 Millinghaus 16
N30	2-Penn State [NBCSN]	W, 79-76	3088 Summers/Henderson 19
D5	3-at Kansas State [ESPN2]	L, 58-61	11990 Summers 18
D8	#13 Oregon [ESPN]	L, 105-115 OT	8212 Henderson 39
D14	Middle Tennessee [CSS]	W, 72-63	6186 Summers 25
D18	Louisiana-Monroe	W, 75-62	5754 Henderson 26
D22	Mercer	L, 76-79	7794 Summers 21
D30	at Western Kentucky	W, 79-74	7523 Summers 24
J4	Dayton [CSS]	L, 80-83 OT	7035 Summers 29
J9	*Auburn [ESPN2]	W, 65-62	6355 Millinghaus 16
J11	*at Mississippi State [ESPN]	L, 72-76	8841 Summers 23
J15	*LSU [CSS]	W, 88-74 OT	7884 Henderson 25
J18	*at South Carolina [FSN]	W, 75-74	14302 Perez 22
J22	*at Vanderbilt [CSS]	W, 63-52	8952 Summers 16
J25	*Mississippi State [SEC TV]	W, 82-63	8843 Henderson/Summers 19
J29	*at Tennessee [SEC TV]	L, 70-86	14341 Henderson 26
F1	*South Carolina [SEC TV]	W, 75-71	6977 Henderson 21
F4	*at #18 Kentucky [ESPN]	L, 64-80	22168 Henderson 16
F8	*Missouri [FSN]	W, 91-88	8696 Henderson 29
F11	*at Alabama [ESPN]	L, 64-67	9703 Henderson 14
F15	*at Georgia [FSN]	L, 60-61	10523 Henderson 24
F18	*#18 Kentucky [ESPN]	L, 70-84	8476 Summers 22
F22	*#2 Florida [CBS Sports]	L, 71-75	8140 Henderson 22
F26	*Alabama [ESPN3]	W, 79-67	7165 Summers 20
M1	*at Texas A&M [FSN]	L, 60-71	6811 Summers 18
M5	*at Arkansas [ESPN3]	L, 80-110	15962 Henderson 15
M8	*Vanderbilt [SEC TV]	W, 65-62	7479 Henderson 18
M13	4-Mississippi State [SEC TV]	W, 78-66	10218 Henderson/Summers 21
M14	4-Georgia [SEC TV]	L, 73-75	19056 Summers 26

All Times Central; *SEC Game; [] TV Game; 1-Barclays Center Classic (Oxford, Miss.); 2-Barclays Center Classic (Brooklyn, N.Y.); 3-Big 12/SEC Challenge; 4-SEC Tournament (Atlanta, Ga.)



MISSISSIPPI STATE BULLDOGS

OVERALL: 14-19 (11-7 H, 0-10 A, 3-2 N)
SEC: 3-15 (3-6 H, 0-9 A)

Head Coach: Rick Ray
24-41 in 2nd year at Mississippi State
24-41 in 2nd year as a head coach

@mstateMBK



MISSOURI TIGERS

OVERALL: 23-12 (16-3 H, 3-7 A, 4-2 N)
SEC: 9-9 (7-2 H, 2-7 A)

Head Coach: Frank Haith
76-28 in 3rd year at Missouri
205-129 in 10th year as a head coach

@MizzouHoops

MSU is 29-51 all-time in the SEC Tournament with three titles (1996, 2002 and 2009). This is the 11th time the tournament was played at the Georgia Dome, with the first being in 1995. The Bulldogs are 9-9 in this venue, where they won the 2002 title. Last year in Nashville, MSU went 1-1, beating South Carolina before losing to Tennessee. MSU has now recorded back-to-back losing seasons for the first time since 1988 and 1989. MSU has recorded 10 or more steals in nine of its games and had 9 against South Carolina on March 8. The Bulldogs used their 7th different lineup of the year against Vanderbilt in the SEC Tournament. Craig Sword scored a career-high 33 points at LSU on Feb. 19, to become the first MSU player to reach 30 since Ravern Johnson totaled 33 against Troy on Nov. 26, 2010. On the year, MSU totaled nine double-doubles, led by Gavin Ware with seven. Last year, the Bulldogs had just four. Ware picked up his seventh at LSU on Feb. 19. Roquez Johnson and Dre Applewhite have accounted for the other two.

Mizzou's 2013-14 campaign came to a close with a loss to Southern Miss in the second round of the NIT. The Tigers finished with a record of 23-12. Mizzou has won at least 23 games each year since 2009. Jabari Brown has reached double-digit scoring in 34-of-35 games this season. Brown finished with 13 points and hits 2-of-3 shots from three-point range. Johnathan Williams III had all four of Mizzou's blocks today. This is the third time Williams has reached the four-block mark. His season and career high in blocks is five, which happened in the final regular-season home game vs. Texas A&M. Williams finished the year with 57 total blocked shots, No. 5 in single-season history at Mizzou. With his 22 points tonight, Earnest Ross posted a double-digit scoring effort in 27-of-35 games this season. Ross also eclipsed the 20-point mark for the seventh time this season. Ross needed just nine shots. Mizzou has had at least one player score 20 (or more) points in 27-of-35 games this season. The Tigers have a total of 40 20-point games this season, all coming from Brown (19), junior Jordan Clarkson (14) and senior Earnest Ross (7). The 40 20-point are the third highest total in school history

2013-14 SCHEDULE/RESULTS

	Result	Attendance	High Scorer	
N8	Prairie View A&M	W, 71-56	6853	Ware 15
N14	Kennesaw State	W, 78-55	6806	Thomas 17
N19	Mississippi Valley State	W, 94-72	6759	Ware 23
N23	at Utah State	L, 68-87	10043	Ware 19
N27	Jackson State	W, 58-56	6776	Sword 12
D1	Loyola (Ill.)	W, 65-64 OT	6010	Sword 24
D5	1-TCU [ESPN]	L, 61-71	6795	Sword 24
D13	2-Southeastern Louisiana	W, 68-62	2035	Sword 22
D17	Florida A&M	W, 78-65	5803	Sword 16
D19	Florida Gulf Coast [CSS]	W, 66-53	5902	Sword 17
D22	3-South Florida	W, 71-66	1530	Thomas 14
D23	3-UNLV [CBS Sports Net]	L, 66-82	3618	Sword 18
J2	Maryland-Eastern Shore	W, 77-63	5708	Borchert 22
J8	*at #14 Kentucky [SEC TV]	L, 63-85	23638	Sword 19
J11	*Ole Miss [ESPN]	W, 76-72	8841	Johnson 20
J15	*at Alabama [SEC TV]	L, 61-80	10112	Ware 18
J18	*Texas A&M [SEC TV]	W, 81-72 OT	7073	Sword 23
J22	*Auburn [ESPN3]	W, 82-74	7754	Johnson 18
J25	*at Ole Miss [SEC TV]	L, 63-82	8843	Ready/Johnson 13
J30	*#3 Florida [ESPN2]	L, 51-62	7989	Borchert 15
F1	*at Vanderbilt [FSN]	L, 49-55	9170	Thomas 16
F5	*at Texas A&M [CSS]	L, 52-72	4626	Thomas/Sword 10
F8	*#18 Kentucky [SEC TV]	L, 59-69	8417	Three with 12
F12	*Georgia [FSN]	L, 55-75	7010	Sword 10
F15	*at Auburn [SEC TV]	L, 82-92	6890	Bloodman 18
F19	*at LSU [SEC TV]	L, 81-92	7689	Sword 33
F22	*Arkansas [SEC TV]	L, 69-73	6981	Borchert 21
F26	*Tennessee [SEC TV]	L, 68-75	6161	Johnson 19
M1	*at Missouri [SEC TV]	L, 66-85	9403	Thomas 18
M5	*at Georgia [CSS]	L, 45-66	5165	Johnson/Sword 9
M8	*South Carolina [SEC TV]	L, 62-74	6105	Sword 19
M12	4-Vanderbilt [SEC TV]	W, 82-68	7132	Sword 20
M13	4-Ole Miss [SEC TV]	L, 66-78	10218	Thomas/Sword 16

All Times Central; *SEC Game; [] TV Game; 1-Big 12/SEC Challenge; 2-at Tupelo, Miss.; 3-Las Vegas Classic (Las Vegas, Nev.); 4-SEC Tournament (Atlanta, Ga.)

2013-14 SCHEDULE/RESULTS

	Result	Attendance	High Scorer	
N8	Southeast Louisiana [MSN]	W, 89-53	7926	Brown 19
N12	Southern Illinois [FSN]	W, 72-59	6794	Clarkson 31
N16	1-Hawaii [MSN]	W, 92-80	13681	Brown 23
N23	2-Gardner-Webb [MSN]	W, 72-63	6738	Ross 17
N25	2-IUPUI [MSN]	W, 78-64	6065	Brown 24
N28	3-Northwestern [ESPN]	W, 78-67	2250	Clarkson 21
N29	3-Nevada [ESPN3]	W, 83-70	2520	Ross 28
D5	4-West Virginia [ESPN2]	W, 80-71	7292	Clarkson 25
D7	#18 UCLA [CBS Sports]	W, 80-71	8826	Brown 22
D15	Western Michigan [ESPN]	W, 66-60	7252	Brown 15
D21	5-Illinois [ESPN2]	L, 64-65	21987	Clarkson 25
D28	at NC State [ESPN2]	W, 68-64	16419	Clarkson 21
J4	Long Beach State [MSN]	W, 69-59	8679	Brown 22
J8	*Georgia [SEC TV]	L, 64-70 OT	9298	Brown 19
J11	*at Auburn [ESPN]	W, 70-68	7181	Clarkson 20
J16	*at Vanderbilt [ESPN2]	L, 75-78	8478	Brown 22
J18	*Alabama [ESPN2]	W, 68-47	11003	Brown 24
J21	*at LSU [ESPN]	L, 71-77	8411	Brown 28
J25	*South Carolina [SEC TV]	W, 82-74	12033	Brown 24
J28	*at Arkansas [ESPN]	W, 75-71	15876	Brown/Ross 24
F1	*#11 Kentucky [CBS Sports]	L, 79-84	11742	Brown 33
F4	*at #3 Florida [ESPN]	L, 58-68	12123	Brown 15
F8	*at Ole Miss [FSN]	L, 88-91	8696	Ross 24
F13	*Arkansas [ESPN]	W, 86-85	12362	Clarkson 27
F15	*Tennessee [ESPN2]	W, 75-70	14132	Brown 24
F19	*Vanderbilt [SEC TV]	W, 67-64	9635	Clarkson 21
F22	*at Alabama [ESPN2]	L, 70-83	10907	Ross 25
F25	*at Georgia [ESPN]	L, 56-71	5229	Clarkson/Brown 17
M1	*Mississippi State [SEC TV]	W, 85-66	9403	Brown 21
M5	*Texas A&M [ESPN3]	W, 57-56	10655	Brown 20
M8	*at Tennessee [ESPN]	L, 45-72	18519	Clarkson 13
M13	6-Texas A&M [SEC TV]	W, 91-83 2OT	9308	Brown 26
M14	6-#1 Florida [ESPN]	L, 49-72	15273	Brown 18
M18	7-Davidson [ESPN2]	W, 85-77	2403	Brown 30
M23	7-Southern Miss [ESPN]	L, 63-71	6033	Ross 22

All Times Central; *SEC Game; [] TV Game; 1-at Kansas City, Mo.; 2-Las Vegas Invitational (Columbia, Mo.); 3-Las Vegas Invitational (Las Vegas, Nev.); 4-Big 12/SEC Challenge; 5-at St. Louis, Mo.; 6-SEC Tournament (Atlanta, Ga.); 7-National Invitation Tournament (campus sites)



SOUTH CAROLINA GAMECOCKS

OVERALL: 13-20 (9-7 H, 1-11 A, 3-2 N)
SEC: 5-13 (4-5 H, 1-8 A)

Head Coach: Frank Martin
27-38 in 2nd year at South Carolina
144-92 in 7th year as a head coach

@GamecockMBB



TENNESSEE VOLUNTEERS

OVERALL: 24-13 (14-3 H, 4-7 A, 6-3 N)
SEC: 11-7 (7-2 H, 4-5 A)

Head Coach: Cuonzo Martin
63-41 in 3rd year at Tennessee
124-82 in 6th year as a head coach

@Vol_Hoops

After winning two games in the SEC Tournament for first time since 2006, South Carolina's run came to an end as they fell to Tennessee, 59-44, in the quarterfinals at the Georgia Dome. Brenton Williams finished the season 120-for-129 from the free throw line for an SEC single-season record 93.0 percent. He passes Ole Miss' Chris Warren, who shot 92.8 percent in 2011. Williams holds the South Carolina record for consecutive free throws made with 50. Sindarius Thornwell lead SEC freshman in league games in scoring (15.8) and assists (4.0).

The Vols are making their 20th all-time appearance in the NCAA Tournament. The Big Orange owns a 19-20 (.487) NCAA Tournament record. With the win over Mercer, Tennessee will play in the Sweet 16 (Regional Semifinals) for the seventh time in school history. They previously played in the Sweet 16 in 1967, 1981, 2000, 2007, 2008 and 2010. This is the second time Tennessee has won three NCAA Tournament games in the same season. The Vols won three games to reach the Elite Eight in 2010. Three previous times in history an 11 seed has played a 14 seed since the tournament expanded in 1985. All three previous times saw the 11 seed win: 1998 East Region (11 Washington defeated 14 Richmond); 1991 Midwest Region (11 Connecticut defeated 14 Xavier); 1989 East Region (11 Minnesota defeated 14 Siena) Coming into this game, an 11 seed has advanced to the 'Sweet Sixteen' 15 times out of 45 attempts. The Vols are 11-6 in first-round games, 6-7 in second-round games, 1-0 in the third round, 1-5 in regional semifinals, 0-1 in regional finals and 0-1 in the now-defunct regional consolation round. This is the program's seventh NCAA berth in the last nine years and its first under third-year head coach Cuonzo Martin. Tennessee's 20 NCAA Tournament berths tie LSU for fourth-most among SEC teams. In the last 10 years (2004-2013), among SEC programs, only Florida (23) and Kentucky (20) have won more NCAA Tournament games than Tennessee (11).

2013-14 SCHEDULE/RESULTS

	Result	Attendance	High Scorer
N9	Longwood	W, 82-44	8536 Johnson 18
N12	at #23 Baylor [ESPN]	L, 64-66	5706 Thornwell 20
N17	at Clemson [ESPN3]	L, 57-71	7283 Kacinas 13
N24	Florida International [SportSouth]	W, 82-74	9869 Johnson 18
D6	1-at #9 Oklahoma State [ESPN]	L, 52-79	13611 Shaw 13
D17	Manhattan	L, 68-86	7573 Thornwell 17
D19	USC Upstate [SportSouth]	L, 68-74	7531 Thornwell 19
D22	2-Saint Mary's [ESPN]	W, 78-71	1500 Johnson 16
D23	2-Boise State [ESPN2]	L, 54-80	6438 Williams 14
D25	2-Akron [ESPN2]	W, 69-59	6769 Notice 15
D28	Akron [ESPN]	W, 78-45	7802 Williams 24
D30	Marshall [CSS]	W, 92-65	7935 Williams/Johnson 18
J3	South Carolina State [SportSouth]	W, 82-75	7357 Williams 19
J8	*at #10 Florida [CSS]	L, 58-74	12147 Johnson 12
J11	*LSU [SEC TV]	L, 68-71	12071 Thornwell 25
J15	*at Texas A&M [SEC TV]	L, 67-75	9257 Williams 14
J18	*Ole Miss [FSN]	L, 74-75	14302 Thornwell 24
J22	*at Georgia [SEC TV]	L, 76-97	5608 Thornwell 26
J25	*at Missouri [SEC TV]	L, 74-82	12033 Williams 32
J29	*Texas A&M [ESPN3]	W, 80-52	9950 Thornwell/Notice 19
F1	*at Ole Miss [SEC TV]	L, 71-75	6977 Williams 23
F5	*Auburn [ESPN3]	L, 74-79	8581 Williams 29
F8	*at Tennessee [ESPN]	L, 53-72	17215 Thornwell 15
F13	*Vanderbilt	W, 65-59	9829 Thornwell 19
F15	*Alabama [SEC TV]	W, 67-66	8186 Thornwell 22
F19	*at Arkansas [CSS]	L, 64-71	15017 Williams 29
F22	*Georgia [SEC TV]	L, 56-73	13571 Thornwell 18
F26	*at Auburn [FSN]	L, 67-83	4434 Williams 26
M1	*#17 Kentucky [ESPN]	W, 72-67	15303 Williams 24
M4	*#1 Florida [ESPN]	L, 46-72	12781 Kacinas 12
M8	*at Mississippi State [SEC TV]	W, 74-62	6105 Williams 27
M12	3-Auburn [SEC TV]	W, 74-56	7132 Notice 23
M13	3-Arkansas [SEC TV]	W, 71-69	9308 Thornwell 17
M14	3-Tennessee [ESPN]	L, 44-59	15273 Williams 9

All Times Eastern; *SEC Game; [] TV Game; 1-Big 12/SEC Challenge; 2-Diamond Head Classic (Honolulu, Hawaii); 3-SEC Tournament [SEC TV]

2013-14 SCHEDULE/RESULTS

	Result	Attendance	High Scorer
N12	at Xavier [Fox Sports 1]	L, 63-67	9878 McRae 23
N16	USC Upstate [SportSouth]	W, 74-65	15119 McRae 18
N18	The Citadel [FSN]	W, 86-60	13394 McRae 20
N22	Tennessee State [FSN]	W, 88-67	15134 McRae 25
N28	1-UTEP [NBC SN]	L, 70-78	1416 McRae 22
N29	1-Xavier [AXS.tv]	W, 64-49	1573 Stokes 20
N30	1-Wake Forest [AXS.tv]	W, 82-63	1400 Stokes 21
D7	Tennessee Tech [FSN]	W, 84-63	13606 Stokes 19
D14	at #12 Wichita State [ESPN2]	L, 61-70	14356 McRae 26
D18	NC State [ESPN]	L, 58-65	14831 McRae 21
D23	Morehead State [ESPN]	W, 82-67	15207 Richardson 19
D30	Virginia [ESPN2]	W, 87-52	16142 McRae 21
J4	Tusculum	W, 98-51	14175 McRae 19
J7	*at LSU [ESPN]	W, 68-50	7918 McRae 19
J11	*Texas A&M [FSN]	L, 56-57	18079 Barton 12
J15	*Auburn [CSS]	W, 78-67	14205 McRae 21
J18	*at #13 Kentucky [CBS Sports]	L, 66-74	24246 Stokes 20
J22	*Arkansas [SEC TV]	W, 81-74	14034 McRae 34
J25	*at #6 Florida [ESPN]	L, 41-67	12475 Stokes 16
J29	*Ole Miss [SEC TV]	W, 86-70	14341 McRae 26
F1	*at Alabama [ESPN2]	W, 76-59	12620 McRae 26
F5	*at Vanderbilt [ESPN3]	L, 60-64	10733 McRae 16
F8	*South Carolina [ESPN]	W, 72-53	17215 McRae 24
F11	*#3 Florida [ESPN]	L, 58-67	18009 Stokes 20
F15	*at Missouri [ESPN2]	L, 70-75	14132 McRae 31
F18	*Georgia [ESPN]	W, 67-48	13852 Stokes 20
F22	*at Texas A&M [ESPN]	L, 65-68 OT	6432 McRae 20
F26	*at Mississippi State [SEC TV]	W, 75-68	6161 McRae 29
M1	*Vanderbilt [ESPN2]	W, 76-38	17208 Barton 21
M5	*at Auburn [SEC TV]	W, 82-54	5304 Stokes 20
M8	*Missouri [ESPN]	W, 72-45	18519 Barton 16
M14	2-South Carolina [ESPN]	W, 59-44	15273 Stokes 22
M15	2-#1 Florida [ABC]	L, 49-56	20330 McRae 15
M19	3-Iowa [truTV]	W, 78-65 OT	11534 McRae 20
M21	4-UMass [CBS]	W, 86-67	16988 Stokes 26
M23	4-Mercer [TNT]	W, 83-63	18712 Richardson 26
M28	5-#7 Michigan [CBS]	L, 71-73	41072 McRae 24

All Times Eastern; *SEC Game; [] TV Game; 1-Battle for Atlantis (Paradise Island, Bahamas); 2-SEC Tournament (Atlanta, Ga.); 3-NCAA Tournament (Dayton, Ohio); 4-NCAA Tournament (Raleigh, N.C.); 5-NCAA Tournament (Indianapolis, Ind.)



TEXAS A&M AGGIES
 OVERALL: 18-16 (17-3 H, 1-9 A, 0-4 N)
 SEC: 8-10 (7-2 H, 1-8 A)

Head Coach: Billy Kennedy
 50-49 in 3rd year at Texas A&M
 261-228 in 16th year as a head coach



VANDERBILT COMMODORES
 OVERALL: 15-16 (10-6 H, 3-8 A, 2-2 N)
 SEC: 7-11 (4-5 H, 3-6 A)

Head Coach: Kevin Stallings
 292-191 in 15th year at Vanderbilt
 415-254 in 21st year as a head coach

Texas A&M finishes the 2013-14 season with a 18-16 record following a 62-55 loss at Illinois State on Monday night during the CBI quarterfinals. Texas A&M shot 34.0 percent in the contest (18-for-53) while the Redbirds made 24-of-55 shots (43.6%) ... From the free throw line, the Aggies were 15-of-28. The game stood tied at 27-27 heading into the intermission. Sophomore Antwan Space paced the Aggies in scoring with 15 points on 5-of-15 shooting while also pulling down six rebounds. Junior Jamal Jones approached his second career double-double in the contest, finishing with 14 points and nine rebounds ... The Wynne, Ark., native made a pair of 3-point baskets Monday to give him a total of 82 for the season, second most by an Aggie in a single season. Junior Kourtney Roberson contributed 11 points and seven boards in the loss. Sophomore Alex Caruso dished out a game-high six assists to give him 170 for the year, a figure that ranks him sixth all-time in program history for a single season ... Additionally, Caruso now has 282 assists for his A&M career, 13th most in program history.

The Commodores have seven scholarship players and ten overall on the roster after Josh Henderson was lost for the season with a left knee injury Dec. 5 against Marshall and Eric McClellan was dismissed from the team on January 10. With VU down to seven scholarship players, a few players have logged some major minutes in SEC play. Guard Dai-Jon Parker has played the full 40 minutes eight times since league play began, with Rod Odom and Kyle Fuller doing it five times apiece. Vanderbilt senior forward Rod Odom was honored by the Associated Press on Monday as an Honorable Mention All-SEC selection. Odom finished the season with a team-leading 13.6 points per game and made three or more threes in a game on 14 occasions in 2013-14. Odom tallied double figures 21 times this year and scored 20 or more points seven times. Freshman post player Damian Jones has had an outstanding freshman campaign, and was named to the All-SEC Freshman team by the league's coaches to prove it. Five of Vanderbilt's seven scholarship players are ranked in the top 10 in the SEC in one category or another, with Rod Odom leading the way (ranked in four different categories).

2013-14 SCHEDULE/RESULTS

	Result	Attendance	High Scorer
N8	Buffalo [FSN]	W, 82-58	4969 Roberson/Green 15
N11	Mississippi Valley State [FSN]	W, 91-67	4240 Roberson 24
N15	Rice [FSN]	W, 68-65	4816 Roberson 19
N19	Prairie View A&M [FSN]	W, 75-65	4194 Caruso 15
N24	1-Sam Houston State [FSN]	W, 79-62	4218 Space 12
N26	1-Arkansas Pine Bluff [FSN]	W, 88-55	4351 Jones 18
N29	2-Missouri State [CBS Sports Net]	L, 67-73	1613 Roberson 16
N30	2-SMU [CBS Sports Net]	L, 52-55	900 Fitzgerald 12
D4	Houston [FSN]	W, 74-57	4850 Jones 21
D14	McNeese State [FSN]	W, 73-60	4392 Jones 16
D21	3-Oklahoma [ESPN]	L, 52-64	5907 Green 10
D31	North Texas [FSN]	L, 41-61	4564 Caruso 10
J4	UT-Pan American [FSN]	W, 63-46	5278 Jones 16
J8	*Arkansas [FSN]	W, 69-53	5102 Fitzgerald 17
J11	*at Tennessee [FSN]	W, 57-56	18079 Jones 23
J15	*South Carolina [SEC TV]	W, 75-67	9257 Jones 22
J18	*at Mississippi State [SEC TV]	L, 72-81 OT	7073 Jones 24
J21	*at #14 Kentucky [ESPN]	L, 51-68	22634 Caruso/Fitzgerald 12
J5	*Vanderbilt [ESPN]	L, 55-66	6520 Roberson 14
J29	*at South Carolina [ESPN3]	L, 52-80	9950 Smith/Jones 9
F1	*at #3 Florida [SEC TV]	L, 36-69	12426 Roberson/Jones 7
F5	*Mississippi State [CSS]	W, 72-52	4626 Jones 20
F8	*at Georgia [CSS]	L, 50-62	5831 Jones 17
F12	*LSU [CSS]	W, 83-73	4782 Jones 19
F15	*at Vanderbilt [SEC TV]	L, 54-57 OT	9059 Jones 17
F20	*Alabama [ESPN2]	W, 63-48	7089 Jones 19
F22	*Tennessee [ESPN]	W, 68-65 OT	6432 Caruso/Jones 14
F26	*at LSU [SEC TV]	L, 49-68	7689 Green 12
M1	*Ole Miss [FSN]	W, 71-60	6811 Jones 21
M5	*at Missouri [ESPN3]	L, 56-57	10655 Jones 16
M8	*Auburn [SEC TV]	L, 64-69	5488 Jones 24
M13	4-Missouri [SEC TV]	L, 83-91 2OT	9308 Caruso 28
M19	5-Wyoming	W, 59-43	2346 Roberson 14
M24	5-at Illinois State [CBS SN]	L, 55-62	3251 Space 15

All Times Central; *SEC Game; [] TV Game; 1-Corpus Christi Challenge (College Station, Texas); 2-Corpus Christi Challenge (Corpus Christi, Texas); 3-Big 12/SEC Challenge; 4-SEC Tournament (Atlanta, Ga.); 5-CBI Tournament (campus sites)

2013-14 SCHEDULE/RESULTS

	Result	Attendance	High Scorer
N12	Georgia State	W, 86-80	8241 Odom/Jones 19
N15	Lipscomb	W, 80-69	8416 Odom 20
N19	at Butler [Fox Sports 1]	L, 77-85	6617 McClellan 29
N22	1-Providence [CBS Sports Net]	L, 60-67	2275 Odom 17
N23	1-Morgan St. [CBS Sports Net]	W, 75-66	1323 Jones 13
N25	1-Loyola Marymount [CBS Sports Net]	W, 77-68	1222 Fuller 20
D2	2-at Texas [ESPN2]	L, 64-70	7431 McClellan 22
D5	Marshall	W, 69-67	8240 Siakam/Jones 15
D17	Austin Peay [CSS]	W, 58-56	8422 Jones 12
D21	Georgia Tech [FSN]	W, 76-63	9022 Odom 18
D30	Saint Louis [ESPN]	L, 49-57	9305 Jones 12
J4	Northeastern	W, 79-49	8438 Odom 21
J7	*at Alabama [ESPN]	L, 63-68	10304 Odom 20
J11	*#14 Kentucky [CBS Sports]	L, 62-71	14316 Jones 18
J16	*Missouri [ESPN2]	W, 78-75	8478 Odom 24
J18	*at LSU [ESPN]	L, 58-81	9716 Odom 20
J22	*Ole Miss [CSS]	L, 52-63	8952 Odom 18
J25	*at Texas A&M [ESPN]	W, 66-55	6520 Siakam 22
J29	*at Georgia [CSS]	W, 59-54	6234 Odom 16
F1	*Mississippi State [FSN]	W, 55-49	9170 Odom 18
F5	*Tennessee [ESPN3]	W, 64-60	10733 Odom 26
F8	*Arkansas [SEC TV]	L, 75-77	10647 Odom 22
F13	*at South Carolina	L, 59-65	9829 Fuller 20
F15	*Texas A&M [SEC TV]	W, 57-54 OT	9059 Siakam 16
F19	*at Missouri [SEC TV]	L, 64-67	9635 Jones 19
F22	*at Auburn [FSN]	W, 67-59	6814 Parker 21
F25	*#1 Florida [ESPN]	L, 54-57	11132 Odom 12
M1	*at Tennessee [ESPN2]	L, 38-76	17208 Fuller 9
M6	*LSU [ESPN2]	L, 51-57	9968 Odom 15
M8	*at Ole Miss [SEC TV]	L, 62-65	7479 Parker 25
M12	3-Mississippi State [SEC TV]	L, 68-82	7132 Jones 16

All Times Central; *SEC Game; [] TV Game; 1-Paradise Jam (U.S. Virgin Islands); 2-Big 12/SEC Challenge; 3-SEC Tournament (Atlanta, Ga.)



**2013-14 Southeastern Conference
CONFERENCE BASKETBALL STATISTICS
Through games of Apr 07, 2014 (All games)**



SCORING OFFENSE	G	W-L	Pts	Avg/G
1. Arkansas	34	22-12	2723	80.1
2. Ole Miss	33	19-14	2482	75.2
3. Kentucky	40	29-11	2992	74.8
4. LSU	34	20-14	2540	74.7
5. Missouri	35	23-12	2553	72.9
6. Tennessee	37	24-13	2672	72.2
7. Auburn	30	14-16	2144	71.5
8. Florida	39	36-3	2727	69.9
9. Georgia	34	20-14	2343	68.9
10. South Carolina	34	14-20	2323	68.3
11. Alabama	32	13-19	2170	67.8
12. Mississippi State	33	14-19	2234	67.7
13. Texas A&M	34	18-16	2199	64.7
14. Vanderbilt	31	15-16	2002	64.6

SCORING DEFENSE	G	Pts	Avg/G
1. Florida	39	2253	57.8
2. Tennessee	37	2283	61.7
3. Texas A&M	34	2135	62.8
4. Vanderbilt	31	2032	65.5
5. Kentucky	40	2665	66.6
6. Georgia	34	2271	66.8
7. Alabama	32	2150	67.2
8. Missouri	35	2441	69.7
9. South Carolina	34	2376	69.9
10. LSU	34	2423	71.3
11. Mississippi State	33	2353	71.3
12. Arkansas	34	2425	71.3
13. Auburn	30	2155	71.8
14. Ole Miss	33	2400	72.7

SCORING MARGIN	G	Offense	Defense	Margin
1. Florida	39	69.9	57.8	+12.2
2. Tennessee	37	72.2	61.7	+10.5
3. Arkansas	34	80.1	71.3	+8.8
4. Kentucky	40	74.8	66.6	+8.2
5. LSU	34	74.7	71.3	+3.4
6. Missouri	35	72.9	69.7	+3.2
7. Ole Miss	33	75.2	72.7	+2.5
8. Georgia	34	68.9	66.8	+2.1
9. Texas A&M	34	64.7	62.8	+1.9
10. Alabama	32	67.8	67.2	+0.6
11. Auburn	30	71.5	71.8	-0.4
12. Vanderbilt	31	64.6	65.5	-1.0
13. South Carolina	34	68.3	69.9	-1.6
14. Mississippi State	33	67.7	71.3	-3.6

FREE THROW PCT	G	FTM	FTA	Pct.
1. Missouri	35	703	948	.742
2. Arkansas	34	614	846	.726
3. Auburn	30	526	730	.721
4. Tennessee	37	613	852	.719
5. South Carolina	34	598	847	.706
6. Ole Miss	33	552	793	.696
7. Alabama	32	505	737	.685
8. Georgia	34	642	941	.682
9. Kentucky	40	781	1146	.682
10. LSU	34	473	707	.669
11. Florida	39	582	871	.668
12. Mississippi State	33	510	769	.663
13. Vanderbilt	31	433	658	.658
14. Texas A&M	34	454	707	.642

FIELD GOAL PERCENTAGE	G	FGM	FGA	Pct.
1. Florida	39	945	2056	.460
2. Missouri	35	824	1806	.456
3. Kentucky	40	1004	2214	.453
4. Tennessee	37	927	2049	.452
5. LSU	34	918	2067	.444
6. Alabama	32	741	1669	.444
7. Mississippi State	33	785	1776	.442
8. Arkansas	34	928	2105	.441
9. Georgia	34	767	1740	.441
10. Auburn	30	723	1655	.437
11. Vanderbilt	31	689	1598	.431
12. Texas A&M	34	774	1821	.425
13. Ole Miss	33	836	2003	.417
14. South Carolina	34	765	1853	.413

FIELD GOAL PCT DEFENSE	G	FGM	FGA	Pct.
1. Texas A&M	34	724	1810	.400
2. Florida	39	806	2004	.402
3. Georgia	34	748	1855	.403
4. Vanderbilt	31	722	1777	.406
5. Arkansas	34	809	1983	.408
6. Kentucky	40	933	2271	.411
7. Tennessee	37	823	1990	.414
8. Missouri	35	833	2011	.414
9. LSU	34	833	2010	.414
10. Alabama	32	727	1736	.419
11. Ole Miss	33	794	1894	.419
12. Auburn	30	695	1616	.430
13. South Carolina	34	753	1729	.436
14. Mississippi State	33	847	1872	.452

3-POINT FG PCT	G	3FGM	3FGA	Pct.
1. South Carolina	34	195	516	.378
2. Arkansas	34	253	698	.362
3. Florida	39	255	711	.359
4. Georgia	34	167	478	.349
5. Missouri	35	202	587	.344
6. LSU	34	231	675	.342
7. Ole Miss	33	258	761	.339
8. Alabama	32	183	548	.334
9. Kentucky	40	203	611	.332
10. Tennessee	37	205	632	.324
11. Vanderbilt	31	191	599	.319
12. Texas A&M	34	197	621	.317
13. Auburn	30	172	553	.311
14. Mississippi State	33	154	502	.307

3-POINT FG PCT DEFENSE	G	3FGM	3FGA	Pct.
1. Texas A&M	34	191	664	.288
2. Vanderbilt	31	181	595	.304
3. Alabama	32	177	575	.308
4. Georgia	34	207	648	.319
5. Kentucky	40	222	689	.322
6. South Carolina	34	195	599	.326
7. Mississippi State	33	219	672	.326
8. Florida	39	207	628	.330
9. Missouri	35	256	772	.332
10. Tennessee	37	192	555	.346
11. Arkansas	34	213	615	.346
12. Ole Miss	33	246	709	.347
13. LSU	34	212	593	.358
14. Auburn	30	219	567	.386



**2013-14 Southeastern Conference
CONFERENCE BASKETBALL STATISTICS
Through games of Apr 07, 2014 (All games)**



REBOUNDING OFFENSE	G	Rebounds	Avg/G
1. Kentucky	40	1608	40.2
2. LSU	34	1334	39.2
3. Tennessee	37	1423	38.5
4. Georgia	34	1259	37.0
5. Missouri	35	1293	36.9
6. Ole Miss	33	1210	36.7
7. Arkansas	34	1222	35.9
8. Florida	39	1385	35.5
9. South Carolina	34	1202	35.4
10. Vanderbilt	31	1069	34.5
11. Auburn	30	1023	34.1
12. Texas A&M	34	1147	33.7
13. Mississippi State	33	1086	32.9
14. Alabama	32	1050	32.8

REBOUNDING DEFENSE	G	Rebounds	Avg/G
1. Tennessee	37	1109	30.0
2. Florida	39	1191	30.5
3. Kentucky	40	1231	30.8
4. Missouri	35	1124	32.1
5. South Carolina	34	1097	32.3
6. Georgia	34	1101	32.4
7. Alabama	32	1117	34.9
8. Auburn	30	1052	35.1
9. Mississippi State	33	1163	35.2
10. Vanderbilt	31	1119	36.1
11. LSU	34	1240	36.5
12. Texas A&M	34	1242	36.5
13. Ole Miss	33	1293	39.2
14. Arkansas	34	1340	39.4

REBOUNDING MARGIN	G	Team	Avg.	Opp.	Avg. Margin	
1. Kentucky	40	1608	40.2	1231	30.8	+9.4
2. Tennessee	37	1423	38.5	1109	30.0	+8.5
3. Florida	39	1385	35.5	1191	30.5	+5.0
4. Missouri	35	1293	36.9	1124	32.1	+4.8
5. Georgia	34	1259	37.0	1101	32.4	+4.6
6. South Carolina	34	1202	35.4	1097	32.3	+3.1
7. LSU	34	1334	39.2	1240	36.5	+2.8
8. Auburn	30	1023	34.1	1052	35.1	-1.0
9. Vanderbilt	31	1069	34.5	1119	36.1	-1.6
10. Alabama	32	1050	32.8	1117	34.9	-2.1
11. Mississippi State	33	1086	32.9	1163	35.2	-2.3
12. Ole Miss	33	1210	36.7	1293	39.2	-2.5
13. Texas A&M	34	1147	33.7	1242	36.5	-2.8
14. Arkansas	34	1222	35.9	1340	39.4	-3.5

BLOCKED SHOTS	G	No.	Avg/G
1. Kentucky	40	236	5.9
2. LSU	34	199	5.9
3. Arkansas	34	189	5.6
4. Ole Miss	33	182	5.5
5. Tennessee	37	172	4.6
6. Georgia	34	158	4.6
7. Auburn	30	134	4.5
8. Vanderbilt	31	138	4.5
9. Alabama	32	137	4.3
10. Texas A&M	34	130	3.8
11. South Carolina	34	128	3.8
12. Missouri	35	114	3.3
13. Florida	39	118	3.0
14. Mississippi State	33	88	2.7

ASSISTS	G	No.	Avg/G
1. Arkansas	34	521	15.3
2. LSU	34	480	14.1
3. Florida	39	509	13.1
4. Vanderbilt	31	404	13.0
5. Texas A&M	34	439	12.9
6. Tennessee	37	472	12.8
7. Ole Miss	33	413	12.5
8. South Carolina	34	416	12.2
9. Mississippi State	33	401	12.2
10. Auburn	30	349	11.6
11. Kentucky	40	446	11.2
12. Alabama	32	351	11.0
13. Missouri	35	355	10.1
14. Georgia	34	341	10.0

STEALS	G	No.	Avg/G
1. Arkansas	34	287	8.4
2. Mississippi State	33	255	7.7
3. LSU	34	261	7.7
4. Ole Miss	33	246	7.5
5. Florida	39	274	7.0
6. Alabama	32	218	6.8
7. Texas A&M	34	218	6.4
8. South Carolina	34	214	6.3
9. Auburn	30	183	6.1
10. Tennessee	37	192	5.2
11. Georgia	34	173	5.1
12. Missouri	35	176	5.0
13. Kentucky	40	189	4.7
14. Vanderbilt	31	145	4.7

TURNOVER MARGIN	G	Team	Avg.	Opp.	Avg. Margin	
1. Arkansas	34	392	11.5	579	17.0	+5.5
2. Ole Miss	33	368	11.2	462	14.0	+2.8
3. Florida	39	431	11.1	526	13.5	+2.4
4. Texas A&M	34	386	11.4	450	13.2	+1.9
5. Alabama	32	380	11.9	410	12.8	+0.9
6. Auburn	30	363	12.1	381	12.7	+0.6
7. Tennessee	37	388	10.5	399	10.8	+0.3
8. Mississippi State	33	459	13.9	461	14.0	+0.1
9. LSU	34	464	13.6	433	12.7	-0.9
South Carolina	34	485	14.3	454	13.4	-0.9
11. Kentucky	40	481	12.0	428	10.7	-1.3
12. Missouri	35	442	12.6	370	10.6	-2.1
13. Georgia	34	446	13.1	357	10.5	-2.6
14. Vanderbilt	31	414	13.4	331	10.7	-2.7

ASSIST/TURNOVER RATIO	G	Ast.	Avg.	T/O	Avg. Ratio	
1. Arkansas	34	521	15.3	392	11.5	1.3
2. Tennessee	37	472	12.8	388	10.5	1.2
3. Florida	39	509	13.1	431	11.1	1.2
4. Texas A&M	34	439	12.9	386	11.4	1.1
5. Ole Miss	33	413	12.5	368	11.2	1.1
6. LSU	34	480	14.1	464	13.6	1.0
7. Vanderbilt	31	404	13.0	414	13.4	1.0
8. Auburn	30	349	11.6	363	12.1	1.0
9. Kentucky	40	446	11.2	481	12.0	0.9
10. Alabama	32	351	11.0	380	11.9	0.9
11. Mississippi State	33	401	12.2	459	13.9	0.9
12. South Carolina	34	416	12.2	485	14.3	0.9
13. Missouri	35	355	10.1	442	12.6	0.8
14. Georgia	34	341	10.0	446	13.1	0.8



**2013-14 Southeastern Conference
CONFERENCE BASKETBALL STATISTICS
Through games of Apr 07, 2014 (All games)**



OFFENSIVE REBOUNDS	G	No.	Avg/G
1. Kentucky	40	574	14.4
2. South Carolina	34	468	13.8
3. Tennessee	37	501	13.5
4. LSU	34	444	13.1
5. Ole Miss	33	428	13.0
6. Arkansas	34	404	11.9
7. Georgia	34	401	11.8
8. Florida	39	450	11.5
9. Auburn	30	330	11.0
10. Missouri	35	383	10.9
11. Alabama	32	320	10.0
12. Mississippi State	33	325	9.8
13. Vanderbilt	31	305	9.8
14. Texas A&M	34	325	9.6

DEFENSIVE REBOUNDS	G	No.	Avg/G
1. LSU	34	890	26.2
2. Missouri	35	910	26.0
3. Kentucky	40	1034	25.9
4. Georgia	34	858	25.2
5. Tennessee	37	922	24.9
6. Vanderbilt	31	764	24.6
7. Texas A&M	34	822	24.2
8. Arkansas	34	818	24.1
9. Florida	39	935	24.0
10. Ole Miss	33	782	23.7
11. Auburn	30	693	23.1
12. Mississippi State	33	761	23.1
13. Alabama	32	730	22.8
14. South Carolina	34	734	21.6

DEFENSIVE REB PCT.	G	D-Reb	Opp. OR	D-Reb%
1. Tennessee	37	922	351	.724
2. Florida	39	935	370	.716
3. Kentucky	40	1034	437	.703
4. Georgia	34	858	365	.702
5. Missouri	35	910	403	.693
6. Mississippi State	33	761	350	.685
7. LSU	34	890	412	.684
8. Texas A&M	34	822	386	.680
9. Auburn	30	693	343	.669
10. South Carolina	34	734	376	.661
11. Alabama	32	730	384	.655
12. Vanderbilt	31	764	404	.654
13. Ole Miss	33	782	433	.644
14. Arkansas	34	818	473	.634

OFFENSIVE REB PCT.	G	O-Reb	Opp. DR	O-Reb%
1. Kentucky	40	574	794	.420
2. Tennessee	37	501	758	.398
3. South Carolina	34	468	721	.394
4. Florida	39	450	821	.354
5. Georgia	34	401	736	.353
6. LSU	34	444	828	.349
7. Missouri	35	383	721	.347
8. Ole Miss	33	428	860	.332
9. Arkansas	34	404	867	.318
10. Auburn	30	330	709	.318
11. Alabama	32	320	733	.304
12. Vanderbilt	31	305	715	.299
13. Mississippi State	33	325	813	.286
14. Texas A&M	34	325	856	.275

3-POINT FG MADE	G	No.	Avg/G
1. Ole Miss	33	258	7.8
2. Arkansas	34	253	7.4
3. LSU	34	231	6.8
4. Florida	39	255	6.5
5. Vanderbilt	31	191	6.2
6. Texas A&M	34	197	5.8
7. Missouri	35	202	5.8
8. South Carolina	34	195	5.7
9. Auburn	30	172	5.7
10. Alabama	32	183	5.7
11. Tennessee	37	205	5.5
12. Kentucky	40	203	5.1
13. Georgia	34	167	4.9
14. Mississippi State	33	154	4.7



**2013-14 Southeastern Conference
CONFERENCE BASKETBALL STATISTICS
Through games of Apr 07, 2014 (All games)**



Team	Conference	Pct.	PF	PA	Overall	Pct.	PF	PA	Current unbeaten streak
Florida	18-0	1.000	71.3	58.2	36-3	.923	69.9	57.8	
Kentucky	12-6	.667	73.1	67.7	29-11	.725	74.8	66.6	
Georgia	12-6	.667	67.5	64.3	20-14	.588	68.9	66.8	
Tennessee	11-7	.611	69.4	61.0	24-13	.649	72.2	61.7	
Arkansas	10-8	.556	75.9	74.6	22-12	.647	80.1	71.3	
Missouri	9-9	.500	70.8	71.8	23-12	.657	72.9	69.7	
LSU	9-9	.500	73.9	74.0	20-14	.588	74.7	71.3	
Ole Miss	9-9	.500	71.9	73.5	19-14	.576	75.2	72.7	
Texas A&M	8-10	.444	60.9	63.9	18-16	.529	64.7	62.8	
Vanderbilt	7-11	.389	60.2	64.1	15-16	.484	64.6	65.5	
Alabama	7-11	.389	65.0	67.5	13-19	.406	67.8	67.2	
Auburn	6-12	.333	69.0	72.3	14-16	.467	71.5	71.8	
South Carolina	5-13	.278	67.0	72.5	14-20	.412	68.3	69.9	
Mississippi State	3-15	.167	64.7	75.3	14-19	.424	67.7	71.3	

TEAM SUMMARIES	G	PF-PA	Avg score	Margin	FG-FGA	Pct.	3FG-FGA	Pct.	FT-FTA	Pct.	RebF	RebA	Margin
Alabama	32	2170-2150	67.8-67.2	+0.6	741-1669	.444	183-548	.334	505-737	.685	1050	1117	-2.1
Arkansas	34	2723-2425	80.1-71.3	+8.8	928-2105	.441	253-698	.362	614-846	.726	1222	1340	-3.5
Auburn	30	2144-2155	71.5-71.8	-0.4	723-1655	.437	172-553	.311	526-730	.721	1023	1052	-1.0
Florida	39	2727-2253	69.9-57.8	+12.2	945-2056	.460	255-711	.359	582-871	.668	1385	1191	+5.0
Georgia	34	2343-2271	68.9-66.8	+2.1	767-1740	.441	167-478	.349	642-941	.682	1259	1101	+4.6
Kentucky	40	2992-2665	74.8-66.6	+8.2	1004-2214	.453	203-611	.332	781-1146	.682	1608	1231	+9.4
LSU	34	2540-2423	74.7-71.3	+3.4	918-2067	.444	231-675	.342	473-707	.669	1334	1240	+2.8
Mississippi State	33	2234-2353	67.7-71.3	-3.6	785-1776	.442	154-502	.307	510-769	.663	1086	1163	-2.3
Missouri	35	2553-2441	72.9-69.7	+3.2	824-1806	.456	202-587	.344	703-948	.742	1293	1124	+4.8
Ole Miss	33	2482-2400	75.2-72.7	+2.5	836-2003	.417	258-761	.339	552-793	.696	1210	1293	-2.5
South Carolina	34	2323-2376	68.3-69.9	-1.6	765-1853	.413	195-516	.378	598-847	.706	1202	1097	+3.1
Tennessee	37	2672-2283	72.2-61.7	+10.5	927-2049	.452	205-632	.324	613-852	.719	1423	1109	+8.5
Texas A&M	34	2199-2135	64.7-62.8	+1.9	774-1821	.425	197-621	.317	454-707	.642	1147	1242	-2.8
Vanderbilt	31	2002-2032	64.6-65.5	-1.0	689-1598	.431	191-599	.319	433-658	.658	1069	1119	-1.6

ATTENDANCE	Home	Average	Away	Average	Neutral	Average	Total	Average
Alabama	17-182825	10754	11-114872	10443	4-37433	9358	32-335130	10473
Arkansas	19-269838	14202	10-104100	10410	5-27135	5427	34-401073	11796
Auburn	18-104815	5823	10-109535	10954	2-9391	4696	30-223741	7458
Florida	18-210286	11683	12-154132	12844	9-205091	22788	39-569509	14603
Georgia	18-110512	6140	11-127663	11606	5-45354	9071	34-283529	8339
Kentucky	18-413350	22964	10-131077	13108	12-378226	31519	40-922653	23066
LSU	16-142567	8910	13-129198	9938	5-36253	7251	34-308018	9059
Mississippi State	18-123743	6875	10-95579	9558	5-24533	4907	33-243855	7390
Missouri	18-165868	9215	11-127112	11556	6-49629	8272	35-342609	9789
Ole Miss	17-124583	7328	12-134357	11196	4-36593	9148	33-295533	8956
South Carolina	16-161177	10074	12-115393	9616	6-46420	7737	34-322990	9500
Tennessee	17-263070	15475	11-124255	11296	9-128298	14255	37-515623	13936
Texas A&M	20-104325	5216	10-106647	10665	4-17728	4432	34-228700	6726
Vanderbilt	16-152539	9534	11-97787	8890	4-11952	2988	31-262278	8461
Totals	246-2529498	10283	154-1671707	10855	80-1054036	13175	480-5255241	10948



2013-14 Southeastern Conference INDIVIDUAL BASKETBALL STATISTICS Through games of Apr 07, 2014 (All games)

To be ranked, a player must appear in at least 75.0% of their team's games.

SCORING							REBOUNDING							
	Cl	G	FG	3FG	FT	Pts	Avg/G		Cl	G	Off	Def	Total	Avg/G
1. Jabari Brown-MO	Jr	35	203	80	212	698	19.9	1. Jarnell Stokes-UT	Jr	37	155	237	392	10.6
2. Chris Denson-AU	Sr	30	187	22	176	572	19.1	2. Julius Randle-UK	Fr	40	140	277	417	10.4
3. Marshall Henderson-UM	Sr	30	172	129	98	571	19.0	3. Jeronne Maymon-UT	Sr	37	123	177	300	8.1
4. Jordan McRae-UT	Sr	37	223	79	167	692	18.7	4. Jordan Mickey-LS	Fr	34	77	190	267	7.9
5. Trevor Releford-UA	Sr	31	187	72	128	574	18.5	5. Johnny O'Bryant III-LS	Jr	34	102	160	262	7.7
6. KT Harrell-AU	Jr	30	174	66	134	548	18.3	6. Gavin Ware-MS	So	33	73	163	236	7.2
7. Jordan Clarkson-MO	Jr	35	209	32	162	612	17.5	7. Bobby Portis-AR	Fr	34	86	144	230	6.8
8. Jarvis Summers-UM	Jr	33	190	47	143	570	17.3	8. Kourtney Roberson-AM	Jr	34	94	136	230	6.8
9. Johnny O'Bryant III-LS	Jr	34	203	1	118	525	15.4	9. Dorian Finney-Smith-UF	So	37	94	153	247	6.7
10. Jarnell Stokes-UT	Jr	37	199	0	160	558	15.1	10. Aaron Jones-UM	Jr	33	107	110	217	6.6
11. Julius Randle-UK	Fr	40	196	3	204	599	15.0	11. Johnathan Williams-MO	Fr	35	99	128	227	6.5
12. Brenton Williams-SC	Sr	34	146	93	120	505	14.9	12. Patric Young-UF	Sr	39	101	139	240	6.2
13. James Young-UK	Fr	40	183	82	125	573	14.3	13. Marcus Thornton-UG	Jr	34	76	131	207	6.1
14. Earnest Ross-MO	Sr	35	141	57	152	491	14.0	14. Willie Cauley-Stein-UK	So	37	94	131	225	6.1
15. Charles Mann-UG	So	33	121	21	195	458	13.9	15. Earnest Ross-MO	Sr	35	42	169	211	6.0
16. Casey Prather-UF	Sr	37	190	2	129	511	13.8	16. Asauhn Dixon-Tatum-AU	Sr	30	83	97	180	6.0
17. Aaron Harrison-UK	Fr	40	174	62	139	549	13.7	17. Damian Jones-VU	Fr	31	57	119	176	5.7
18. Craig Sword-MS	So	32	157	12	111	437	13.7	18. Sebastian Saiz-UM	Fr	33	77	109	186	5.6
19. Rod Odom-VU	Sr	31	136	85	66	423	13.6	19. Michael Carrera-SC	So	33	76	110	186	5.6
20. Sindarius Thornwell-SC	Fr	34	143	37	131	454	13.4	20. Coty Clarke-AR	Sr	34	47	143	190	5.6
21. Jamal Jones-AM	Jr	34	147	82	78	454	13.4							
22. Scottie Wilbekin-UF	Sr	34	140	67	100	447	13.1							
23. Kenny Gaines-UG	So	32	139	57	80	415	13.0							
24. Jordan Mickey-LS	Fr	34	171	0	91	433	12.7							
25. Rashad Madden-AR	Jr	33	125	50	119	419	12.7							

FIELD GOAL PCT					
	Cl	G	FGM	FGA	Pct.
1. Casey Prather-UF	Sr	37	190	315	.603
2. Jordan Mickey-LS	Fr	34	171	321	.533
3. Jarnell Stokes-UT	Jr	37	199	375	.531
4. Johnny O'Bryant III-LS	Jr	34	203	409	.496
5. Trevor Releford-UA	Sr	31	187	377	.496
6. Jarvis Summers-UM	Jr	33	190	391	.486
7. Jabari Brown-MO	Jr	35	203	435	.467
8. Chris Denson-AU	Sr	30	187	406	.461
9. Jordan Clarkson-MO	Jr	35	209	468	.447
10. Jordan McRae-UT	Sr	37	223	512	.436

FREE THROW PCT					
	Cl	G	FTM	FTA	Pct.
1. Brenton Williams-SC	Sr	34	120	129	.930
2. KT Harrell-AU	Jr	30	134	154	.870
3. Trevor Releford-UA	Sr	31	128	151	.848
4. Jordan Clarkson-MO	Jr	35	162	195	.831
5. Rashad Madden-AR	Jr	33	119	145	.821
6. Marshall Henderson-UM	Sr	30	98	120	.817
7. Coty Clarke-AR	Sr	34	85	105	.810
8. Jabari Brown-MO	Jr	35	212	266	.797
9. Aaron Harrison-UK	Fr	40	139	176	.790
10. Jordan McRae-UT	Sr	37	167	212	.788

3-POINT FG PCT					
	Cl	G	3FG	FGA	Pct.
1. Michael Frazier-UF	So	39	118	264	.447
2. Brenton Williams-SC	Sr	34	93	218	.427
3. Jabari Brown-MO	Jr	35	80	195	.410
4. Andre Stringer-LS	Sr	34	74	184	.402
5. Trevor Releford-UA	Sr	31	72	183	.393
6. Rod Odom-VU	Sr	31	85	221	.385
7. Jamal Jones-AM	Jr	34	82	224	.366
8. KT Harrell-AU	Jr	30	66	183	.361
9. Jordan McRae-UT	Sr	37	79	225	.351
10. James Young-UK	Fr	40	82	235	.349

ASSISTS			
	Cl	G	No. Avg/G
1. Alex Caruso-AM	So	34	170 5.0
2. Kyle Fuller-VU	Sr	31	130 4.2
3. Andrew Harrison-UK	Fr	40	159 4.0
4. Jarvis Summers-UM	Jr	33	126 3.8
5. Anthony Hickey-LS	Jr	34	126 3.7
6. Scottie Wilbekin-UF	Sr	34	123 3.6
7. Jordan Clarkson-MO	Jr	35	118 3.4
8. Dai-Jon Parker-VU	Jr	31	98 3.2
9. Trevor Releford-UA	Sr	31	97 3.1
10. Kasey Hill-UF	Fr	32	100 3.1

STEALS			
	Cl	G	No. Avg/G
1. Trevor Releford-UA	Sr	31	69 2.2
2. Alex Caruso-AM	So	34	69 2.0
3. Craig Sword-MS	So	32	60 1.9
4. Anthony Hickey-LS	Jr	34	62 1.8
5. Retin Obasohan-UA	So	30	54 1.8
6. Scottie Wilbekin-UF	Sr	34	56 1.6
7. Coty Clarke-AR	Sr	34	51 1.5
8. Marshall Henderson-UM	Sr	30	45 1.5
9. Shavon Coleman-LS	Sr	34	50 1.5
10. Earnest Ross-MO	Sr	35	46 1.3

3-POINT FG MADE			
	Cl	G	3FG Avg/G
1. Marshall Henderson-UM	Sr	30	129 4.3
2. Michael Frazier-UF	So	39	118 3.0
3. Rod Odom-VU	Sr	31	85 2.7
4. Brenton Williams-SC	Sr	34	93 2.7
5. Jamal Jones-AM	Jr	34	82 2.4
6. Trevor Releford-UA	Sr	31	72 2.3
7. Jabari Brown-MO	Jr	35	80 2.3
8. KT Harrell-AU	Jr	30	66 2.2
9. Andre Stringer-LS	Sr	34	74 2.2
10. Jordan McRae-UT	Sr	37	79 2.1



**2013-14 Southeastern Conference
INDIVIDUAL BASKETBALL STATISTICS
Through games of Apr 07, 2014 (All games)**



BLOCKED SHOTS			
	Cl	G	No. Avg/G
1. Jordan Mickey-LS	Fr	34	106 3.1
2. Willie Cauley-Stein-UK	So	37	106 2.9
3. Asaunh Dixon-Tatum-AU	Sr	30	64 2.1
4. Aaron Jones-UM	Jr	33	69 2.1
5. Johnathan Williams-MO	Fr	35	57 1.6
6. Bobby Portis-AR	Fr	34	54 1.6
7. Moses Kingsley-AR	Fr	32	49 1.5
8. Damian Jones-VU	Fr	31	43 1.4
9. Marcus Thornton-UG	Jr	34	45 1.3
10. James Siakam-VU	Jr	31	41 1.3

ASSIST/TURNOVER RATIO				
	Cl	G	Ast.	T/O Ratio
1. Anthony Hickey-LS	Jr	34	126	45 2.8
2. Scottie Wilbekin-UF	Sr	34	123	58 2.1
3. Alex Caruso-AM	So	34	170	84 2.0
4. Kasey Hill-UF	Fr	32	100	50 2.0
5. Jarvis Summers-UM	Jr	33	126	76 1.7
6. Andrew Harrison-UK	Fr	40	159	109 1.5
7. Dai-Jon Parker-VU	Jr	31	98	70 1.4
8. Kyle Fuller-VU	Sr	31	130	93 1.4
9. Jordan Clarkson-MO	Jr	35	118	93 1.3
10. Trevor Releford-UA	Sr	31	97	82 1.2

OFFENSIVE REBOUNDS			
	Cl	G	No. Avg/G
1. Jarnell Stokes-UT	Jr	37	155 4.2
2. Julius Randle-UK	Fr	40	140 3.5
3. Jeronne Maymon-UT	Sr	37	123 3.3
4. Aaron Jones-UM	Jr	33	107 3.2
5. Johnny O'Bryant III-LS	Jr	34	102 3.0
6. Johnathan Williams-MO	Fr	35	99 2.8
7. Asaunh Dixon-Tatum-AU	Sr	30	83 2.8
8. Kourtney Roberson-AM	Jr	34	94 2.8
9. Patric Young-UF	Sr	39	101 2.6
10. Willie Cauley-Stein-UK	So	37	94 2.5
Dorian Finney-Smith-UF	So	37	94 2.5

DEFENSIVE REBOUNDS			
	Cl	G	No. Avg/G
1. Julius Randle-UK	Fr	40	277 6.9
2. Jarnell Stokes-UT	Jr	37	237 6.4
3. Jordan Mickey-LS	Fr	34	190 5.6
4. Gavin Ware-MS	So	33	163 4.9
5. Earnest Ross-MO	Sr	35	169 4.8
6. Jeronne Maymon-UT	Sr	37	177 4.8
7. Johnny O'Bryant III-LS	Jr	34	160 4.7
8. Bobby Portis-AR	Fr	34	144 4.2
9. Coty Clarke-AR	Sr	34	143 4.2
10. Dorian Finney-Smith-UF	So	37	153 4.1

MINUTES PLAYED			
	Cl	G	No. Avg/G
1. Jabari Brown-MO	Jr	35	1295 37.0
2. Rod Odom-VU	Sr	31	1116 36.0
3. Jordan Clarkson-MO	Jr	35	1228 35.1
4. Trevor Releford-UA	Sr	31	1078 34.8
5. Dai-Jon Parker-VU	Jr	31	1071 34.5
6. Scottie Wilbekin-UF	Sr	34	1155 34.0
7. Jordan Mickey-LS	Fr	34	1116 32.8
8. Aaron Harrison-UK	Fr	40	1303 32.6
9. KT Harrell-AU	Jr	30	977 32.6
10. Jarnell Stokes-UT	Jr	37	1199 32.4



**2013-14 Southeastern Conference
Conference Individual Highs
Through games of Apr 07, 2014 (All games)**

INDIVIDUAL PLAYER GAME HIGHS

Points	39		Marshall Henderson (Ole Miss) vs Oregon (12/8/13)
	37		Michael Frazier (Florida) at South Carolina (3/4/14)
Field goals made	14		Bobby Portis (Arkansas) vs Alabama (2/5/14)
	12		Jordan Clarkson (Missouri) vs Southern Illinois (11/12/13)
	12		Chris Denson (Auburn) vs Northwestern State (11/15/13)
	12		Johnny O'Bryant III (LSU) vs Kentucky (1/28/14)
	12		Michael Frazier (Florida) at South Carolina (3/4/14)
Field goal attempts	27		Marshall Henderson (Ole Miss) vs Oregon (12/8/13)
	25		Chris Denson (Auburn) at Ole Miss (1/9/14)
	25		Johnny O'Bryant III (LSU) at Kentucky (2/22/14)
Field goal percentage	1.000	(8-8)	Bobby Portis (Arkansas) vs UT-San Antonio (1/4/14)
	.909	(10-11)	Casey Prather (Florida) vs UALR (11/16/13)
3-Pt FG made	11		Michael Frazier (Florida) at South Carolina (3/4/14)
	10		Marshall Henderson (Ole Miss) vs Oregon (12/8/13)
3-Pt FG attempts	23		Marshall Henderson (Ole Miss) vs Oregon (12/8/13)
	19		Marshall Henderson (Ole Miss) at Tennessee (1/29/14)
	19		Marshall Henderson (Ole Miss) vs Mississippi State (3/13/14)
3-Pt percentage	.857	(6-7)	Jordan McRae (Tennessee) vs Ole Miss (1/29/14)
	.857	(6-7)	Kenny Gaines (Georgia) at LSU (3/8/14)
Free throws made	15		Craig Sword (Mississippi State) vs Ole Miss (1/11/14)
	15		Brenton Williams (South Carolina) vs Kentucky (3/1/14)
Free throw attempts	19		Julius Randle (Kentucky) vs Belmont (12/21/13)
	18		Craig Sword (Mississippi State) vs Ole Miss (1/11/14)
	18		Charles Mann (Georgia) vs Alabama (1/11/14)
	18		Jabari Brown (Missouri) vs Texas A&M (3/13/14)
Free throw percentage	1.000	(11-11)	Alandise Harris (Arkansas) vs SMU (11/18/13)
	1.000	(11-11)	Jordan Clarkson (Missouri) vs Vanderbilt (2/19/14)
	1.000	(10-10)	Aaron Harrison (Kentucky) vs Robert Morris (11/17/13)
	1.000	(10-10)	Jabari Brown (Missouri) vs UCLA (12/7/13)
	1.000	(10-10)	Jarvis Summers (Ole Miss) vs LSU (1/15/14)
	1.000	(10-10)	Andrew Harrison (Kentucky) vs Tennessee (1/18/14)
	1.000	(9-9)	Charles Mann (Georgia) vs Temple (11/22/13)
	1.000	(9-9)	Darius Thompson (Tennessee) vs Wake Forest (11/30/13)
	1.000	(9-9)	Brenton Williams (South Carolina) vs Ole Miss (1/18/14)
	1.000	(9-9)	Rashad Madden (Arkansas) vs Auburn (1/25/14)
	1.000	(9-9)	Brenton Williams (South Carolina) at Missouri (1/25/14)
	1.000	(8-8)	Andrew Harrison (Kentucky) vs Providence (12/1/13)
	1.000	(8-8)	KT Harrell (Auburn) vs Illinois (12/8/13)
	1.000	(8-8)	Trevor Releford (Alabama) vs Vanderbilt (1/7/14)
	1.000	(8-8)	Earnest Ross (Missouri) at Auburn (1/11/14)
	1.000	(8-8)	Kyle Fuller (Vanderbilt) at Texas A&M (1/25/14)
	1.000	(8-8)	Trevor Releford (Alabama) vs LSU (1/25/14)
	1.000	(8-8)	Jabari Brown (Missouri) at Arkansas (1/28/14)
	1.000	(8-8)	Earnest Ross (Missouri) at Arkansas (1/28/14)
	1.000	(8-8)	Sindarius Thornwell (South Carolina) vs Texas A&M (1/29/14)
	1.000	(8-8)	Rashad Madden (Arkansas) at LSU (2/1/14)
	1.000	(8-8)	Aaron Harrison (Kentucky) at Missouri (2/1/14)
	1.000	(8-8)	Gavin Ware (Mississippi State) vs Kentucky (2/8/14)
	1.000	(8-8)	Jordan McRae (Tennessee) at Missouri (2/15/14)
	1.000	(8-8)	Andrew Harrison (Kentucky) vs Florida (2/15/14)
	1.000	(8-8)	Rashad Madden (Arkansas) at Kentucky (2/27/14)
	1.000	(8-8)	Andre Stringer (LSU) at Vanderbilt (3/6/14)
	1.000	(8-8)	Andrew Harrison (Kentucky) vs Florida (3/16/14)
	1.000	(8-8)	Marcus Thornton (Georgia) vs Vermont (3/19/14)
Rebounds	18		Jarnell Stokes (Tennessee) vs USC Upstate (11/16/13)

	18	Jarnell Stokes (Tennessee) vs Mercer (3/23/14)
Assists	11	Alex Caruso (Texas A&M) vs Arkansas (1/8/14)
	10	Kyle Fuller (Vanderbilt) vs Kentucky (1/11/14)
	10	Alex Caruso (Texas A&M) vs Mississippi State (2/5/14)
	10	Kyle Fuller (Vanderbilt) vs Tennessee (2/5/14)
	10	Alex Caruso (Texas A&M) vs Wyoming (3/19/14)
	10	Kasey Hill (Florida) vs UCLA (3/27/14)
Steals	7	Anthony Hickey (LSU) vs SE Louisiana (11/22/13)
	7	Craig Sword (Mississippi State) vs Ole Miss (1/11/14)
Blocked shots	9	Willie Cauley-Stein (Kentucky) vs Providence (12/1/13)
	9	Willie Cauley-Stein (Kentucky) vs Boise State (12/10/13)
Turnovers	10	Johnny O'Bryant III (LSU) vs Memphis (11/29/13)
	8	Julius Randle (Kentucky) vs Michigan State (11/12/13)
	8	LaDarius White (Ole Miss) vs Oregon (12/8/13)
	8	Duane Notice (South Carolina) at Ole Miss (2/1/14)
	8	Jeronne Maymon (Tennessee) vs Florida (2/11/14)



**2013-14 Southeastern Conference
Conference Team Highs
Through games of Apr 07, 2014 (All games)**



TEAM HIGHS (highest totals made by)

Points	111	Ole Miss vs Miss. Valley State (11/22/13)
	111	Arkansas vs SE Louisiana (12/3/13)
Margin	47 (98-51)	Tennessee vs Tusculum (1/4/14)
	46 (111-65)	Arkansas vs SE Louisiana (12/3/13)
	46 (102-56)	Arkansas vs UT Martin (12/19/13)
Field goals made	42	Arkansas vs UT Martin (12/19/13)
	40	Arkansas vs UT-San Antonio (1/4/14)
Field goal attempts	81	Auburn vs Northwestern State (11/15/13)
	80	Arkansas vs UT-San Antonio (1/4/14)
Field goal percentage	.654 (34-52)	Auburn vs Arkansas-Pine Bluff (12/30/13)
	.643 (27-42)	Kentucky vs Providence (12/1/13)
3-Pt FG made	17	Arkansas vs Ole Miss (3/5/14)
	15	Ole Miss vs Oregon (12/8/13)
3-Pt FG attempts	35	Ole Miss vs Oregon (12/8/13)
	33	Florida at Ole Miss (2/22/14)
3-Pt percentage	.750 (6-8)	Kentucky vs Providence (12/1/13)
	.733 (11-15)	South Carolina vs Auburn (3/12/14)
Free throws made	40	Missouri vs Texas A&M (3/13/14)
	37	Auburn vs Mississippi State (2/15/14)
Free throw attempts	53	Missouri vs Texas A&M (3/13/14)
	50	Georgia vs South Carolina (1/22/14)
Free throw percentage	1.000 (16-16)	Arkansas at Kentucky (2/27/14)
	1.000 (6-6)	Texas A&M vs Houston (12/4/13)
Rebounds	64	LSU vs Northwestern State (11/16/13)
	57	Florida vs Texas A&M (2/1/14)
Assists	30	Tennessee vs Tusculum (1/4/14)
	27	Arkansas vs Ole Miss (3/5/14)
Steals	19	LSU vs Rhode Island (1/4/14)
	17	Arkansas vs High Point (12/28/13)
	17	Florida at South Carolina (3/4/14)
Blocked shots	12	Texas A&M vs Miss. Valley State (11/11/13)
	12	Auburn vs Arkansas-Pine Bluff (12/30/13)
	12	Kentucky vs Ole Miss (2/4/14)
Turnovers	24	LSU vs Memphis (11/29/13)
	24	South Carolina at Oklahoma State (12/6/13)
Fouls	33	South Carolina at Georgia (1/22/14)
	33	LSU at Georgia (2/6/14)
	33	Texas A&M vs Missouri (3/13/14)



**2013-14 Southeastern Conference
Conference Opponent Lows
Through games of Apr 07, 2014 (All games)**

OPPONENT LOWS (lowest totals allowed by)

Points	34	Florida vs Savannah State (12/29/13)
	36	Florida vs Texas A&M (2/1/14)
Field goals made	11	Tennessee vs Vanderbilt (3/1/14)
	12	Ole Miss vs North Carolina A&T (11/26/13)
	12	Florida vs Savannah State (12/29/13)
Field goal attempts	38	Kentucky vs Georgia (3/15/14)
	39	Auburn vs Florida (1/18/14)
	39	Georgia vs Vanderbilt (1/29/14)
Field goal percentage	.219 (14-64)	Auburn vs Florida A&M (1/4/14)
	.224 (11-49)	Tennessee vs Vanderbilt (3/1/14)
3-Pt FG made	0	Georgia vs Mississippi State (3/5/14)
	1	Mississippi State vs Jackson State (11/27/13)
	1	LSU vs UAB (12/21/13)
	1	South Carolina vs Marshall (12/30/13)
	1	Florida vs Tennessee (1/25/14)
	1	Alabama at Arkansas (2/5/14)
	1	Kentucky at Mississippi State (2/8/14)
	1	Georgia vs Texas A&M (2/8/14)
	1	LSU at Kentucky (2/22/14)
	1	Texas A&M at Missouri (3/5/14)
	1	Florida vs Missouri (3/14/14)
3-Pt FG attempts	5	Tennessee at Missouri (2/15/14)
	6	Tennessee vs NC State (12/18/13)
3-Pt percentage	.000 (0-15)	Georgia vs Mississippi State (3/5/14)
	.053 (1-19)	Georgia vs Texas A&M (2/8/14)
	.053 (1-19)	Florida vs Tennessee (1/25/14)
Free throws made	1	Florida vs Richmond (1/4/14)
	1	Florida at Mississippi State (1/30/14)
Free throw attempts	3	Florida vs Richmond (1/4/14)
	4	Mississippi State vs MD-Eastern Shore (1/2/14)
Free throw percentage	.167 (1-6)	Florida at Mississippi State (1/30/14)
	.250 (3-12)	Tennessee vs Tennessee Tech (12/7/13)
Rebounds	18	Georgia vs Vermont (3/19/14)
	19	Tennessee vs Mercer (3/23/14)
Assists	2	Kentucky at Auburn (2/12/14)
	3	Vanderbilt at Georgia (1/29/14)
	3	Georgia vs Texas A&M (2/8/14)
Steals	0	Georgia vs Missouri (2/25/14)
	1	Kentucky vs UNC Asheville (11/8/13)
	1	Georgia vs Temple (11/22/13)
	1	Florida vs Tennessee (1/25/14)
	1	Tennessee at Alabama (2/1/14)
	1	Ole Miss at Georgia (2/15/14)
	1	Texas A&M vs Auburn (3/8/14)
	1	Ole Miss vs Vanderbilt (3/8/14)
Blocked shots	0	Several
Turnovers	3	Georgia vs Ole Miss (2/15/14)
	5	Georgia vs Davidson (11/21/13)
	5	Alabama vs Tennessee (2/1/14)
	5	Kentucky vs Florida (2/15/14)
	5	Vanderbilt at Ole Miss (3/8/14)
Fouls	8	Mississippi State at Vanderbilt (2/1/14)
	8	Florida vs LSU (3/1/14)



**2013-14 Southeastern Conference
Conference Team Lows
Through games of Apr 07, 2014 (All games)**



TEAM LOWS (lowest totals made by)

Points	36	Texas A&M at Florida (2/1/14)
	38	Vanderbilt at Tennessee (3/1/14)
Field goals made	11	Vanderbilt at Tennessee (3/1/14)
	14	Alabama at Missouri (1/18/14)
	14	Texas A&M at Florida (2/1/14)
	14	Kentucky at South Carolina (3/1/14)
Field goal attempts	36	Georgia vs Western Carolina (12/21/13)
	36	Georgia vs Vermont (3/19/14)
Field goal percentage	.224 (11-49)	Vanderbilt at Tennessee (3/1/14)
	.259 (14-54)	Texas A&M at Florida (2/1/14)
3-Pt FG made	0	Mississippi State at Georgia (3/5/14)
	1	South Carolina at Clemson (11/17/13)
	1	Mississippi State vs UNLV (12/23/13)
	1	Georgia at George Washington (1/3/14)
	1	Tennessee at Florida (1/25/14)
	1	Arkansas vs Alabama (2/5/14)
	1	Mississippi State vs Kentucky (2/8/14)
	1	Texas A&M at Georgia (2/8/14)
	1	Kentucky vs LSU (2/22/14)
	1	Missouri vs Texas A&M (3/5/14)
	1	Missouri at Florida (3/14/14)
	1	Florida vs Connecticut (4/5/14)
3-Pt FG attempts	5	Missouri vs Tennessee (2/15/14)
	5	Kentucky vs Wisconsin (4/5/14)
3-Pt percentage	.000 (0-15)	Mississippi State at Georgia (3/5/14)
	.053 (1-19)	Texas A&M at Georgia (2/8/14)
	.053 (1-19)	Tennessee at Florida (1/25/14)
Free throws made	1	Mississippi State vs Florida (1/30/14)
	3	LSU vs Alabama (3/13/14)
Free throw attempts	6	Texas A&M vs Houston (12/4/13)
	6	Mississippi State vs Florida (1/30/14)
	6	Mississippi State at Vanderbilt (2/1/14)
Free throw percentage	.167 (1-6)	Mississippi State vs Florida (1/30/14)
	.333 (3-9)	LSU vs Alabama (3/13/14)
Rebounds	20	Alabama at Florida (2/8/14)
	21	Georgia vs Kentucky (3/15/14)
Assists	2	Auburn vs Kentucky (2/12/14)
	3	Georgia vs Vanderbilt (1/29/14)
	3	Texas A&M at Georgia (2/8/14)
	3	Florida vs Connecticut (4/5/14)
Steals	0	Kentucky vs Baylor (12/6/13)
	0	Missouri at Georgia (2/25/14)
Blocked shots	0	Several
Turnovers	3	Ole Miss at Georgia (2/15/14)
	4	Kentucky vs Wisconsin (4/5/14)
Fouls	7	Mississippi State vs MD-Eastern Shore (1/2/14)
	7	Florida vs Pittsburgh (3/22/14)



**2013-14 Southeastern Conference
Conference Opponent Highs
Through games of Apr 07, 2014 (All games)**



OPPONENT HIGHS (highest totals allowed by)

Points	115	Ole Miss vs Oregon (12/8/13)
	111	Auburn vs Northwestern State (11/15/13)
Field goals made	38	Ole Miss vs Oregon (12/8/13)
	37	Ole Miss at Arkansas (3/5/14)
Field goal attempts	77	LSU vs Northwestern State (11/16/13)
	77	Ole Miss at Arkansas (3/5/14)
Field goal percentage	.623 (33-53)	Mississippi State at Missouri (3/1/14)
	.620 (31-50)	Alabama at Florida (2/8/14)
3-Pt FG made	17	Ole Miss at Arkansas (3/5/14)
	14	Auburn vs Northwestern State (11/15/13)
	14	Missouri at Ole Miss (2/8/14)
3-Pt FG attempts	41	Alabama vs Stillman (11/18/13)
	35	Kentucky vs Northern Kentucky (11/10/13)
	35	Auburn at Iowa State (12/2/13)
3-Pt percentage	.733 (11-15)	Auburn vs South Carolina (3/12/14)
	.643 (9-14)	LSU at SMU (3/24/14)
Free throws made	40	Texas A&M vs Missouri (3/13/14)
	37	Mississippi State at Auburn (2/15/14)
Free throw attempts	53	Texas A&M vs Missouri (3/13/14)
	50	South Carolina at Georgia (1/22/14)
Free throw percentage	1.000 (26-26)	Georgia at Colorado (12/28/13)
	1.000 (16-16)	Kentucky vs Arkansas (2/27/14)
	1.000 (10-10)	Kentucky vs Connecticut (4/7/14)
	1.000 (6-6)	Kentucky vs Boise State (12/10/13)
	1.000 (5-5)	Auburn vs Illinois (12/8/13)
Rebounds	57	Texas A&M at Florida (2/1/14)
	56	Arkansas at Georgia (1/18/14)
Assists	28	Auburn at Iowa State (12/2/13)
	27	Ole Miss at Arkansas (3/5/14)
Steals	17	South Carolina vs Florida (3/4/14)
	14	South Carolina vs LSU (1/11/14)
	14	Vanderbilt vs Ole Miss (1/22/14)
	14	Georgia vs Vermont (3/19/14)
Blocked shots	12	South Carolina at Clemson (11/17/13)
	12	Tennessee vs NC State (12/18/13)
	12	Ole Miss at Kentucky (2/4/14)
Turnovers	28	Arkansas vs UT-San Antonio (1/4/14)
	26	Mississippi State vs Kennesaw State (11/14/13)
Fouls	33	Georgia vs South Carolina (1/22/14)
	33	Georgia vs LSU (2/6/14)
	33	Missouri vs Texas A&M (3/13/14)



**2013-14 Southeastern Conference
CONFERENCE BASKETBALL STATISTICS**
Through games of Mar 08, 2014 (Conference games only)



SCORING OFFENSE	G	W-L	Pts	Avg/G
1. Arkansas	18	10-8	1366	75.9
2. LSU	18	9-9	1331	73.9
3. Kentucky	18	12-6	1315	73.1
4. Ole Miss	18	9-9	1294	71.9
5. Florida	18	18-0	1284	71.3
6. Missouri	18	9-9	1274	70.8
7. Tennessee	18	11-7	1249	69.4
8. Auburn	18	6-12	1242	69.0
9. Georgia	18	12-6	1215	67.5
10. South Carolina	18	5-13	1206	67.0
11. Alabama	18	7-11	1170	65.0
12. Mississippi State	18	3-15	1165	64.7
13. Texas A&M	18	8-10	1097	60.9
14. Vanderbilt	18	7-11	1084	60.2

SCORING DEFENSE	G	Pts	Avg/G
1. Florida	18	1048	58.2
2. Tennessee	18	1098	61.0
3. Texas A&M	18	1151	63.9
4. Vanderbilt	18	1153	64.1
5. Georgia	18	1158	64.3
6. Alabama	18	1215	67.5
7. Kentucky	18	1218	67.7
8. Missouri	18	1292	71.8
9. Auburn	18	1302	72.3
10. South Carolina	18	1305	72.5
11. Ole Miss	18	1323	73.5
12. LSU	18	1332	74.0
13. Arkansas	18	1342	74.6
14. Mississippi State	18	1355	75.3

SCORING MARGIN	G	Offense	Defense	Margin
1. Florida	18	71.3	58.2	+13.1
2. Tennessee	18	69.4	61.0	+8.4
3. Kentucky	18	73.1	67.7	+5.4
4. Georgia	18	67.5	64.3	+3.2
5. Arkansas	18	75.9	74.6	+1.3
6. LSU	18	73.9	74.0	-0.1
7. Missouri	18	70.8	71.8	-1.0
8. Ole Miss	18	71.9	73.5	-1.6
9. Alabama	18	65.0	67.5	-2.5
10. Texas A&M	18	60.9	63.9	-3.0
11. Auburn	18	69.0	72.3	-3.3
12. Vanderbilt	18	60.2	64.1	-3.8
13. South Carolina	18	67.0	72.5	-5.5
14. Mississippi State	18	64.7	75.3	-10.6

FREE THROW PCT	G	FTM	FTA	Pct.
1. Missouri	18	352	464	.759
2. Auburn	18	304	414	.734
3. Arkansas	18	324	443	.731
4. Tennessee	18	272	372	.731
5. Ole Miss	18	275	385	.714
6. South Carolina	18	312	439	.711
7. Kentucky	18	344	490	.702
8. LSU	18	275	400	.688
9. Georgia	18	355	518	.685
10. Florida	18	276	403	.685
11. Vanderbilt	18	236	345	.684
12. Alabama	18	273	401	.681
13. Mississippi State	18	278	409	.680
14. Texas A&M	18	209	343	.609

FIELD GOAL PERCENTAGES	G	FGM	FGA	Pct.
1. Florida	18	435	937	.464
2. Tennessee	18	434	987	.440
3. Missouri	18	410	941	.436
4. Alabama	18	397	915	.434
5. Kentucky	18	440	1016	.433
6. LSU	18	470	1087	.432
7. Mississippi State	18	402	953	.422
8. Auburn	18	416	988	.421
9. Georgia	18	380	918	.414
10. Texas A&M	18	390	950	.411
11. Arkansas	18	450	1102	.408
12. South Carolina	18	392	963	.407
13. Vanderbilt	18	366	902	.406
14. Ole Miss	18	441	1098	.402

FIELD GOAL PCT DEFENSE	G	FGM	FGA	Pct.
1. Georgia	18	379	978	.388
2. Vanderbilt	18	400	1004	.398
3. Florida	18	371	919	.404
4. Tennessee	18	393	970	.405
5. Alabama	18	396	951	.416
6. Kentucky	18	418	1002	.417
7. Arkansas	18	445	1065	.418
8. Texas A&M	18	390	932	.418
9. Ole Miss	18	435	1011	.430
10. LSU	18	450	1039	.433
11. Missouri	18	435	1000	.435
12. Auburn	18	409	937	.437
13. South Carolina	18	412	908	.454
14. Mississippi State	18	490	1041	.471

3-POINT FG PCT	G	3FGM	3FGA	Pct.
1. South Carolina	18	110	295	.373
2. Arkansas	18	142	384	.370
3. Georgia	18	100	271	.369
4. Florida	18	138	387	.357
5. Missouri	18	102	301	.339
6. Texas A&M	18	108	323	.334
7. Tennessee	18	109	329	.331
8. Alabama	18	103	311	.331
9. LSU	18	116	352	.330
10. Ole Miss	18	137	423	.324
11. Kentucky	18	91	285	.319
12. Auburn	18	106	337	.315
13. Vanderbilt	18	116	378	.307
14. Mississippi State	18	83	279	.297

3-POINT FG PCT DEFENSE	G	3FGM	3FGA	Pct.
1. Texas A&M	18	96	343	.280
2. Georgia	18	103	345	.299
3. Alabama	18	100	322	.311
4. Kentucky	18	88	278	.317
5. Vanderbilt	18	111	347	.320
6. Mississippi State	18	120	367	.327
7. Arkansas	18	109	322	.339
8. Tennessee	18	97	285	.340
9. Ole Miss	18	137	400	.343
10. Florida	18	101	288	.351
11. Missouri	18	138	391	.353
12. South Carolina	18	116	328	.354
13. Auburn	18	118	318	.371
14. LSU	18	127	321	.396



**2013-14 Southeastern Conference
CONFERENCE BASKETBALL STATISTICS**
Through games of Mar 08, 2014 (Conference games only)



REBOUNDING OFFENSE	G	Rebounds	Avg/G
1. Kentucky	18	706	39.2
2. Tennessee	18	702	39.0
3. Georgia	18	697	38.7
4. LSU	18	692	38.4
5. Ole Miss	18	644	35.8
6. Missouri	18	636	35.3
7. Florida	18	630	35.0
8. Arkansas	18	626	34.8
9. South Carolina	18	614	34.1
10. Vanderbilt	18	590	32.8
11. Auburn	18	580	32.2
12. Mississippi State	18	565	31.4
Alabama	18	565	31.4
14. Texas A&M	18	564	31.3

REBOUNDING DEFENSE	G	Rebounds	Avg/G
1. Tennessee	18	540	30.0
2. Florida	18	556	30.9
3. Kentucky	18	563	31.3
4. Georgia	18	588	32.7
5. South Carolina	18	590	32.8
6. Missouri	18	594	33.0
7. Alabama	18	636	35.3
8. Auburn	18	639	35.5
9. LSU	18	644	35.8
10. Mississippi State	18	666	37.0
11. Vanderbilt	18	668	37.1
12. Texas A&M	18	679	37.7
13. Ole Miss	18	685	38.1
14. Arkansas	18	763	42.4

REBOUNDING MARGIN	G	Team	Avg.	Opp.	Avg. Margin	
1. Tennessee	18	702	39.0	540	30.0	+9.0
2. Kentucky	18	706	39.2	563	31.3	+7.9
3. Georgia	18	697	38.7	588	32.7	+6.1
4. Florida	18	630	35.0	556	30.9	+4.1
5. LSU	18	692	38.4	644	35.8	+2.7
6. Missouri	18	636	35.3	594	33.0	+2.3
7. South Carolina	18	614	34.1	590	32.8	+1.3
8. Ole Miss	18	644	35.8	685	38.1	-2.3
9. Auburn	18	580	32.2	639	35.5	-3.3
10. Alabama	18	565	31.4	636	35.3	-3.9
11. Vanderbilt	18	590	32.8	668	37.1	-4.3
12. Mississippi State	18	565	31.4	666	37.0	-5.6
13. Texas A&M	18	564	31.3	679	37.7	-6.4
14. Arkansas	18	626	34.8	763	42.4	-7.6

BLOCKED SHOTS	G	No.	Avg/G
1. LSU	18	107	5.9
2. Kentucky	18	98	5.4
3. Arkansas	18	93	5.2
4. Georgia	18	84	4.7
5. Tennessee	18	82	4.6
6. Ole Miss	18	81	4.5
Vanderbilt	18	81	4.5
8. South Carolina	18	69	3.8
Alabama	18	69	3.8
10. Auburn	18	68	3.8
11. Missouri	18	58	3.2
12. Texas A&M	18	52	2.9
Florida	18	52	2.9
14. Mississippi State	18	48	2.7

ASSISTS	G	No.	Avg/G
1. Florida	18	260	14.4
2. Arkansas	18	257	14.3
3. LSU	18	239	13.3
4. Tennessee	18	226	12.6
Texas A&M	18	226	12.6
6. Vanderbilt	18	220	12.2
7. Ole Miss	18	216	12.0
8. Mississippi State	18	211	11.7
9. South Carolina	18	207	11.5
10. Alabama	18	199	11.1
11. Kentucky	18	195	10.8
12. Auburn	18	188	10.4
Georgia	18	188	10.4
14. Missouri	18	181	10.1

STEALS	G	No.	Avg/G
1. Arkansas	18	157	8.7
2. Ole Miss	18	131	7.3
3. South Carolina	18	127	7.1
LSU	18	127	7.1
5. Florida	18	126	7.0
6. Mississippi State	18	116	6.4
7. Auburn	18	115	6.4
Texas A&M	18	115	6.4
9. Alabama	18	105	5.8
10. Kentucky	18	97	5.4
11. Tennessee	18	89	4.9
12. Georgia	18	87	4.8
13. Vanderbilt	18	82	4.6
14. Missouri	18	78	4.3

TURNOVER MARGIN	G	Team	Avg.	Opp.	Avg. Margin	
1. Arkansas	18	209	11.6	288	16.0	+4.4
2. Texas A&M	18	182	10.1	233	12.9	+2.8
3. Florida	18	199	11.1	246	13.7	+2.6
4. Ole Miss	18	199	11.1	243	13.5	+2.4
5. Auburn	18	215	11.9	226	12.6	+0.6
6. Alabama	18	205	11.4	215	11.9	+0.6
7. LSU	18	234	13.0	225	12.5	-0.5
8. Kentucky	18	217	12.1	203	11.3	-0.8
9. Mississippi State	18	245	13.6	217	12.1	-1.6
10. Tennessee	18	207	11.5	178	9.9	-1.6
11. Missouri	18	214	11.9	185	10.3	-1.6
12. South Carolina	18	273	15.2	241	13.4	-1.8
13. Vanderbilt	18	228	12.7	182	10.1	-2.6
14. Georgia	18	236	13.1	181	10.1	-3.1

ASSIST/TURNOVER RATIO	G	Ast.	Avg.	T/O	Avg. Ratio	
1. Florida	18	260	14.4	199	11.1	1.3
2. Texas A&M	18	226	12.6	182	10.1	1.2
3. Arkansas	18	257	14.3	209	11.6	1.2
4. Tennessee	18	226	12.6	207	11.5	1.1
5. Ole Miss	18	216	12.0	199	11.1	1.1
6. LSU	18	239	13.3	234	13.0	1.0
7. Alabama	18	199	11.1	205	11.4	1.0
8. Vanderbilt	18	220	12.2	228	12.7	1.0
9. Kentucky	18	195	10.8	217	12.1	0.9
10. Auburn	18	188	10.4	215	11.9	0.9
11. Mississippi State	18	211	11.7	245	13.6	0.9
12. Missouri	18	181	10.1	214	11.9	0.8
13. Georgia	18	188	10.4	236	13.1	0.8
14. South Carolina	18	207	11.5	273	15.2	0.8



**2013-14 Southeastern Conference
CONFERENCE BASKETBALL STATISTICS**
Through games of Mar 08, 2014 (Conference games only)



OFFENSIVE REBOUNDS	G	No.	Avg/G
1. Kentucky	18	258	14.3
2. Ole Miss	18	242	13.4
3. South Carolina	18	241	13.4
4. Tennessee	18	239	13.3
5. LSU	18	238	13.2
6. Georgia	18	229	12.7
7. Arkansas	18	209	11.6
8. Florida	18	200	11.1
9. Missouri	18	198	11.0
10. Auburn	18	194	10.8
11. Vanderbilt	18	174	9.7
12. Alabama	18	166	9.2
13. Mississippi State	18	159	8.8
14. Texas A&M	18	153	8.5

DEFENSIVE REBOUNDS	G	No.	Avg/G
1. Georgia	18	468	26.0
2. Tennessee	18	463	25.7
3. LSU	18	454	25.2
4. Kentucky	18	448	24.9
5. Missouri	18	438	24.3
6. Florida	18	430	23.9
7. Arkansas	18	417	23.2
8. Vanderbilt	18	416	23.1
9. Texas A&M	18	411	22.8
10. Mississippi State	18	406	22.6
11. Ole Miss	18	402	22.3
12. Alabama	18	399	22.2
13. Auburn	18	386	21.4
14. South Carolina	18	373	20.7

DEFENSIVE REB PCT.	G	D-Reb	Opp. OR	D-Reb%
1. Tennessee	18	463	165	.737
2. Georgia	18	468	193	.708
3. Florida	18	430	181	.704
4. Kentucky	18	448	190	.702
5. LSU	18	454	201	.693
6. Missouri	18	438	209	.677
7. Mississippi State	18	406	196	.674
8. Texas A&M	18	411	204	.668
9. Auburn	18	386	204	.654
10. Alabama	18	399	216	.649
11. South Carolina	18	373	202	.649
12. Ole Miss	18	402	224	.642
13. Vanderbilt	18	416	248	.627
14. Arkansas	18	417	267	.610

OFFENSIVE REB PCT.	G	O-Reb	Opp. DR	O-Reb%
1. Kentucky	18	258	373	.409
2. Tennessee	18	239	375	.389
3. South Carolina	18	241	388	.383
4. Georgia	18	229	395	.367
5. LSU	18	238	443	.349
6. Florida	18	200	375	.348
7. Ole Miss	18	242	461	.344
8. Missouri	18	198	385	.340
9. Auburn	18	194	435	.308
10. Arkansas	18	209	496	.296
11. Vanderbilt	18	174	420	.293
12. Alabama	18	166	420	.283
13. Mississippi State	18	159	470	.253
14. Texas A&M	18	153	475	.244

3-POINT FG MADE	G	No.	Avg/G
1. Arkansas	18	142	7.9
2. Florida	18	138	7.7
3. Ole Miss	18	137	7.6
4. LSU	18	116	6.4
Vanderbilt	18	116	6.4
6. South Carolina	18	110	6.1
7. Tennessee	18	109	6.1
8. Texas A&M	18	108	6.0
9. Auburn	18	106	5.9
10. Alabama	18	103	5.7
11. Missouri	18	102	5.7
12. Georgia	18	100	5.6
13. Kentucky	18	91	5.1
14. Mississippi State	18	83	4.6



**2013-14 Southeastern Conference
CONFERENCE BASKETBALL STATISTICS**
Through games of Mar 08, 2014 (Conference games only)



Team	Conference	Pct.	PF	PA	Overall	Pct.	PF	PA	Current unbeaten streak
Florida	18-0	1.000	71.3	58.2	18-0	1.000	71.3	58.2	Florida -- 18
Kentucky	12-6	.667	73.1	67.7	12-6	.667	73.1	67.7	Tennessee -- 4
Georgia	12-6	.667	67.5	64.3	12-6	.667	67.5	64.3	Georgia -- 2
Tennessee	11-7	.611	69.4	61.0	11-7	.611	69.4	61.0	Ole Miss -- 1
Arkansas	10-8	.556	75.9	74.6	10-8	.556	75.9	74.6	South Carolina -- 1
LSU	9-9	.500	73.9	74.0	9-9	.500	73.9	74.0	Alabama -- 1
Ole Miss	9-9	.500	71.9	73.5	9-9	.500	71.9	73.5	Auburn -- 1
Missouri	9-9	.500	70.8	71.8	9-9	.500	70.8	71.8	
Texas A&M	8-10	.444	60.9	63.9	8-10	.444	60.9	63.9	
Alabama	7-11	.389	65.0	67.5	7-11	.389	65.0	67.5	
Vanderbilt	7-11	.389	60.2	64.1	7-11	.389	60.2	64.1	
Auburn	6-12	.333	69.0	72.3	6-12	.333	69.0	72.3	
South Carolina	5-13	.278	67.0	72.5	5-13	.278	67.0	72.5	
Mississippi State	3-15	.167	64.7	75.3	3-15	.167	64.7	75.3	

TEAM SUMMARIES	G	PF-PA	Avg score	Margin	FG-FGA	Pct.	3FG-FGA	Pct.	FT-FTA	Pct.	RebF	RebA	Margin
Alabama	18	1170-1215	65.0-67.5	-2.5	397-915	.434	103-311	.331	273-401	.681	565	636	-3.9
Arkansas	18	1366-1342	75.9-74.6	+1.3	450-1102	.408	142-384	.370	324-443	.731	626	763	-7.6
Auburn	18	1242-1302	69.0-72.3	-3.3	416-988	.421	106-337	.315	304-414	.734	580	639	-3.3
Florida	18	1284-1048	71.3-58.2	+13.1	435-937	.464	138-387	.357	276-403	.685	630	556	+4.1
Georgia	18	1215-1158	67.5-64.3	+3.2	380-918	.414	100-271	.369	355-518	.685	697	588	+6.1
Kentucky	18	1315-1218	73.1-67.7	+5.4	440-1016	.433	91-285	.319	344-490	.702	706	563	+7.9
LSU	18	1331-1332	73.9-74.0	-0.1	470-1087	.432	116-352	.330	275-400	.688	692	644	+2.7
Mississippi State	18	1165-1355	64.7-75.3	-10.6	402-953	.422	83-279	.297	278-409	.680	565	666	-5.6
Missouri	18	1274-1292	70.8-71.8	-1.0	410-941	.436	102-301	.339	352-464	.759	636	594	+2.3
Ole Miss	18	1294-1323	71.9-73.5	-1.6	441-1098	.402	137-423	.324	275-385	.714	644	685	-2.3
South Carolina	18	1206-1305	67.0-72.5	-5.5	392-963	.407	110-295	.373	312-439	.711	614	590	+1.3
Tennessee	18	1249-1098	69.4-61.0	+8.4	434-987	.440	109-329	.331	272-372	.731	702	540	+9.0
Texas A&M	18	1097-1151	60.9-63.9	-3.0	390-950	.411	108-323	.334	209-343	.609	564	679	-6.4
Vanderbilt	18	1084-1153	60.2-64.1	-3.8	366-902	.406	116-378	.307	236-345	.684	590	668	-4.3

ATTENDANCE	Home	Average	Away	Average	Neutral	Average	Total	Average
Alabama	9-102599	11400	9-101556	11284	0-0	0	18-204155	11342
Arkansas	9-151446	16827	9-101582	11287	0-0	0	18-253028	14057
Auburn	9-63535	7059	9-95646	10627	0-0	0	18-159181	8843
Florida	9-111349	12372	9-121091	13455	0-0	0	18-232440	12913
Georgia	9-58272	6475	9-113752	12639	0-0	0	18-172024	9557
Kentucky	9-212134	23570	9-109327	12147	0-0	0	18-321461	17859
LSU	9-84268	9363	9-107348	11928	0-0	0	18-191616	10645
Mississippi State	9-66331	7370	9-85536	9504	0-0	0	18-151867	8437
Missouri	9-100263	11140	9-95420	10602	0-0	0	18-195683	10871
Ole Miss	9-70015	7779	9-111603	12400	0-0	0	18-181618	10090
South Carolina	9-104574	11619	9-88793	9866	0-0	0	18-193367	10743
Tennessee	9-145462	16162	9-100021	11113	0-0	0	18-245483	13638
Texas A&M	9-56107	6234	9-103396	11488	0-0	0	18-159503	8861
Vanderbilt	9-92455	10273	9-83739	9304	0-0	0	18-176194	9789
Totals	126-1418810	11260	126-1418810	11260	0-0	0	252-2837620	11260



**2013-14 Southeastern Conference
INDIVIDUAL BASKETBALL STATISTICS**
Through games of Mar 08, 2014 (Conference games only)



To be ranked, a player must appear in at least 75.0% of their team's games.

SCORING							REBOUNDING							
	Cl	G	FG	3FG	FT	Pts	Avg/G	Cl	G	Off	Def	Total	Avg/G	
1. Jabari Brown-MO	Jr	18	108	41	115	372	20.7	1. Jarnell Stokes-UT	Jr	18	80	120	200	11.1
2. Chris Denson-AU	Sr	18	115	17	102	349	19.4	2. Julius Randle-UK	Fr	18	63	123	186	10.3
3. Marshall Henderson-UM	Sr	16	97	67	45	306	19.1	3. Jeronne Maymon-UT	Sr	18	64	86	150	8.3
4. Trevor Releford-UA	Sr	18	110	41	80	341	18.9	4. Johnny O'Bryant III-LS	Jr	18	61	85	146	8.1
5. Jordan McRae-UT	Sr	18	103	47	85	338	18.8	5. Jordan Mickey-LS	Fr	18	38	97	135	7.5
6. Brenton Williams-SC	Sr	18	93	62	77	325	18.1	6. Marcus Thornton-UG	Jr	18	46	78	124	6.9
7. KT Harrell-AU	Jr	18	102	37	81	322	17.9	7. Bobby Portis-AR	Fr	18	46	77	123	6.8
8. Jordan Clarkson-MO	Jr	18	102	16	90	310	17.2	8. Aaron Jones-UM	Jr	18	65	55	120	6.7
9. Jarvis Summers-UM	Jr	18	99	20	74	292	16.2	9. Michael Carrera-SC	So	18	49	69	118	6.6
10. Johnny O'Bryant III-LS	Jr	18	111	1	67	290	16.1	10. Damian Jones-VU	Fr	18	38	79	117	6.5
11. Jamal Jones-AM	Jr	18	92	50	54	288	16.0	11. Patric Young-UF	Sr	18	45	70	115	6.4
12. Sindarius Thornwell-SC	Fr	18	90	21	79	280	15.6	12. Dorian Finney-Smith-UF	So	18	48	66	114	6.3
13. Jarnell Stokes-UT	Jr	18	102	0	67	271	15.1	13. Coty Clarke-AR	Sr	18	30	82	112	6.2
14. James Young-UK	Fr	18	87	38	55	267	14.8	14. Asaahn Dixon-Tatum-AU	Sr	18	45	66	111	6.2
15. Kenny Gaines-UG	So	16	77	41	41	236	14.8	15. Gavin Ware-MS	So	18	34	72	106	5.9
16. Rashad Madden-AR	Jr	18	72	33	83	260	14.4	Earnest Ross-MO	Sr	18	27	79	106	5.9
17. Rod Odom-VU	Sr	18	79	50	40	248	13.8	17. Kourtney Roberson-AM	Jr	18	42	63	105	5.8
18. Michael Frazier-UF	So	18	79	64	24	246	13.7	18. James Siakam-VU	Jr	18	45	56	101	5.6
19. Charles Mann-UG	So	18	58	12	117	245	13.6	19. Johnathan Williams-MO	Fr	18	42	57	99	5.5
20. Julius Randle-UK	Fr	18	80	3	79	242	13.4	20. Will Yeguete-UF	Sr	18	25	72	97	5.4
Scottie Wilbekin-UF	Sr	18	65	35	77	242	13.4							
22. Earnest Ross-MO	Sr	18	68	28	74	238	13.2							
23. Craig Sword-MS	So	17	72	5	66	215	12.6							
24. Aaron Harrison-UK	Fr	18	67	22	71	227	12.6							
25. Jordan Mickey-LS	Fr	18	84	0	55	223	12.4							

FIELD GOAL PCT					
	Cl	G	FGM	FGA	Pct.
1. Jarnell Stokes-UT	Jr	18	102	180	.567
2. Trevor Releford-UA	Sr	18	110	223	.493
3. Johnny O'Bryant III-LS	Jr	18	111	234	.474
4. Jabari Brown-MO	Jr	18	108	231	.468
5. Jarvis Summers-UM	Jr	18	99	224	.442
6. Chris Denson-AU	Sr	18	115	265	.434
7. Brenton Williams-SC	Sr	18	93	215	.433
8. Jordan Clarkson-MO	Jr	18	102	242	.421
9. Jordan McRae-UT	Sr	18	103	252	.409
10. KT Harrell-AU	Jr	18	102	253	.403

FREE THROW PCT					
	Cl	G	FTM	FTA	Pct.
1. Brenton Williams-SC	Sr	18	77	83	.928
2. Marshall Henderson-UM	Sr	16	45	52	.865
3. KT Harrell-AU	Jr	18	81	94	.862
4. Rashad Madden-AR	Jr	18	83	97	.856
5. Jabari Brown-MO	Jr	18	115	136	.846
6. Aaron Harrison-UK	Fr	18	71	84	.845
7. Jordan Clarkson-MO	Jr	18	90	109	.826
8. Andre Stringer-LS	Sr	18	49	60	.817
9. Trevor Releford-UA	Sr	18	80	98	.816
10. Coty Clarke-AR	Sr	18	52	64	.813

ASSISTS			
	Cl	G	No. Avg/G
1. Alex Caruso-AM	So	18	89 4.9
2. Kyle Fuller-VU	Sr	18	81 4.5
3. Jarvis Summers-UM	Jr	18	75 4.2
4. Sindarius Thornwell-SC	Fr	18	72 4.0
5. Scottie Wilbekin-UF	Sr	18	69 3.8
6. Andrew Harrison-UK	Fr	18	66 3.7
7. Anthony Hickey-LS	Jr	18	65 3.6
8. Trevor Releford-UA	Sr	18	64 3.6
9. Charles Mann-UG	So	18	61 3.4
10. Kasey Hill-UF	Fr	15	47 3.1

STEALS			
	Cl	G	No. Avg/G
1. Trevor Releford-UA	Sr	18	36 2.0
2. Alex Caruso-AM	So	18	34 1.9
3. Craig Sword-MS	So	17	32 1.9
4. Marshall Henderson-UM	Sr	16	29 1.8
5. Shavon Coleman-LS	Sr	18	30 1.7
6. Brenton Williams-SC	Sr	18	28 1.6
7. Coty Clarke-AR	Sr	18	27 1.5
8. Allen Payne-AU	Sr	18	26 1.4
Anthony Hickey-LS	Jr	18	26 1.4
10. Kasey Hill-UF	Fr	15	21 1.4



**2013-14 Southeastern Conference
INDIVIDUAL BASKETBALL STATISTICS**
Through games of Mar 08, 2014 (Conference games only)



3-POINT FG PCT		Cl	G	3FG	FGA	Pct.
1.	Kenny Gaines-UG	So	16	41	91	.451
2.	Brenton Williams-SC	Sr	18	62	142	.437
3.	Michael Frazier-UF	So	18	64	153	.418
4.	Jabari Brown-MO	Jr	18	41	99	.414
5.	Andre Stringer-LS	Sr	18	38	93	.409
6.	Jordan McRae-UT	Sr	18	47	119	.395
7.	Jamal Jones-AM	Jr	18	50	128	.391
8.	Trevor Releford-UA	Sr	18	41	109	.376
9.	Rod Odom-VU	Sr	18	50	140	.357
10.	James Young-UK	Fr	18	38	113	.336

3-POINT FG MADE		Cl	G	3FG	Avg/G
1.	Marshall Henderson-UM	Sr	16	67	4.2
2.	Michael Frazier-UF	So	18	64	3.6
3.	Brenton Williams-SC	Sr	18	62	3.4
4.	Rod Odom-VU	Sr	18	50	2.8
	Jamal Jones-AM	Jr	18	50	2.8
6.	Jordan McRae-UT	Sr	18	47	2.6
7.	Kenny Gaines-UG	So	16	41	2.6
8.	Trevor Releford-UA	Sr	18	41	2.3
	Jabari Brown-MO	Jr	18	41	2.3
10.	James Young-UK	Fr	18	38	2.1
	Andre Stringer-LS	Sr	18	38	2.1

BLOCKED SHOTS		Cl	G	No.	Avg/G
1.	Jordan Mickey-LS	Fr	18	53	2.9
2.	Bobby Portis-AR	Fr	18	35	1.9
	Willie Cauley-Stein-UK	So	18	35	1.9
4.	Aaron Jones-UM	Jr	18	33	1.8
	Asaahn Dixon-Tatum-AU	Sr	18	33	1.8
6.	Johnathan Williams-MO	Fr	18	31	1.7
7.	Marcus Thornton-UG	Jr	18	30	1.7
8.	James Siakam-VU	Jr	18	29	1.6
9.	Damian Jones-VU	Fr	18	26	1.4
	Jimmie Taylor-UA	Fr	18	26	1.4

ASSIST/TURNOVER RATIO		Cl	G	Ast.	T/O	Ratio
1.	Anthony Hickey-LS	Jr	18	65	25	2.6
2.	Alex Caruso-AM	So	18	89	40	2.2
3.	Scottie Wilbekin-UF	Sr	18	69	33	2.1
4.	Kasey Hill-UF	Fr	15	47	24	2.0
5.	Jarvis Summers-UM	Jr	18	75	44	1.7
6.	Andrew Harrison-UK	Fr	18	66	44	1.5
7.	Trevor Releford-UA	Sr	18	64	45	1.4
8.	Dai-Jon Parker-VU	Jr	18	56	42	1.3
9.	Kyle Fuller-VU	Sr	18	81	61	1.3
10.	Jordan Clarkson-MO	Jr	18	54	46	1.2

OFFENSIVE REBOUNDS		Cl	G	No.	Avg/G
1.	Jarnell Stokes-UT	Jr	18	80	4.4
2.	Aaron Jones-UM	Jr	18	65	3.6
3.	Jeronne Maymon-UT	Sr	18	64	3.6
4.	Julius Randle-UK	Fr	18	63	3.5
5.	Johnny O'Bryant III-LS	Jr	18	61	3.4
6.	Michael Carrera-SC	So	18	49	2.7
7.	Dorian Finney-Smith-UF	So	18	48	2.7
8.	Marcus Thornton-UG	Jr	18	46	2.6
	Bobby Portis-AR	Fr	18	46	2.6
10.	Patric Young-UF	Sr	18	45	2.5
	Asaahn Dixon-Tatum-AU	Sr	18	45	2.5
	James Siakam-VU	Jr	18	45	2.5

DEFENSIVE REBOUNDS		Cl	G	No.	Avg/G
1.	Julius Randle-UK	Fr	18	123	6.8
2.	Jarnell Stokes-UT	Jr	18	120	6.7
3.	Jordan Mickey-LS	Fr	18	97	5.4
4.	Jeronne Maymon-UT	Sr	18	86	4.8
5.	Johnny O'Bryant III-LS	Jr	18	85	4.7
6.	Coty Clarke-AR	Sr	18	82	4.6
7.	Earnest Ross-MO	Sr	18	79	4.4
	Damian Jones-VU	Fr	18	79	4.4
9.	Marcus Thornton-UG	Jr	18	78	4.3
10.	Bobby Portis-AR	Fr	18	77	4.3

MINUTES PLAYED		Cl	G	No.	Avg/G
1.	Dai-Jon Parker-VU	Jr	18	690	38.3
2.	Rod Odom-VU	Sr	18	662	36.8
3.	Jabari Brown-MO	Jr	18	659	36.6
4.	Jordan Clarkson-MO	Jr	18	647	35.9
	Trevor Releford-UA	Sr	18	647	35.9
6.	Kyle Fuller-VU	Sr	18	632	35.1
7.	Brenton Williams-SC	Sr	18	628	34.9
8.	KT Harrell-AU	Jr	18	612	34.0
9.	Jarnell Stokes-UT	Jr	18	608	33.8
10.	Marshall Henderson-UM	Sr	16	537	33.6



**2013-14 Southeastern Conference
Conference Individual Highs**
Through games of Mar 08, 2014 (Conference games only)



INDIVIDUAL PLAYER GAME HIGHS

Points	37	Michael Frazier (Florida) at South Carolina (3/4/14)
	35	Bobby Portis (Arkansas) vs Alabama (2/5/14)
Field goals made	14	Bobby Portis (Arkansas) vs Alabama (2/5/14)
	12	Johnny O'Bryant III (LSU) vs Kentucky (1/28/14)
	12	Michael Frazier (Florida) at South Carolina (3/4/14)
Field goal attempts	25	Chris Denson (Auburn) at Ole Miss (1/9/14)
	25	Johnny O'Bryant III (LSU) at Kentucky (2/22/14)
Field goal percentage	.889 (8-9)	Casey Prather (Florida) at Kentucky (2/15/14)
	.824 (14-17)	Bobby Portis (Arkansas) vs Alabama (2/5/14)
3-Pt FG made	11	Michael Frazier (Florida) at South Carolina (3/4/14)
	8	Marshall Henderson (Ole Miss) at Tennessee (1/29/14)
	8	Marshall Henderson (Ole Miss) vs Missouri (2/8/14)
3-Pt FG attempts	19	Marshall Henderson (Ole Miss) at Tennessee (1/29/14)
	18	Michael Frazier (Florida) at South Carolina (3/4/14)
3-Pt percentage	.857 (6-7)	Jordan McRae (Tennessee) vs Ole Miss (1/29/14)
	.857 (6-7)	Kenny Gaines (Georgia) at LSU (3/8/14)
Free throws made	15	Craig Sword (Mississippi State) vs Ole Miss (1/11/14)
	15	Brenton Williams (South Carolina) vs Kentucky (3/1/14)
Free throw attempts	18	Craig Sword (Mississippi State) vs Ole Miss (1/11/14)
	18	Charles Mann (Georgia) vs Alabama (1/11/14)
Free throw percentage	1.000 (11-11)	Jordan Clarkson (Missouri) vs Vanderbilt (2/19/14)
	1.000 (10-10)	Jarvis Summers (Ole Miss) vs LSU (1/15/14)
	1.000 (10-10)	Andrew Harrison (Kentucky) vs Tennessee (1/18/14)
	1.000 (9-9)	Brenton Williams (South Carolina) vs Ole Miss (1/18/14)
	1.000 (9-9)	Rashad Madden (Arkansas) vs Auburn (1/25/14)
	1.000 (9-9)	Brenton Williams (South Carolina) at Missouri (1/25/14)
	1.000 (8-8)	Trevor Releford (Alabama) vs Vanderbilt (1/7/14)
	1.000 (8-8)	Earnest Ross (Missouri) at Auburn (1/11/14)
	1.000 (8-8)	Kyle Fuller (Vanderbilt) at Texas A&M (1/25/14)
	1.000 (8-8)	Trevor Releford (Alabama) vs LSU (1/25/14)
	1.000 (8-8)	Jabari Brown (Missouri) at Arkansas (1/28/14)
	1.000 (8-8)	Earnest Ross (Missouri) at Arkansas (1/28/14)
	1.000 (8-8)	Sindarius Thornwell (South Carolina) vs Texas A&M (1/29/14)
	1.000 (8-8)	Rashad Madden (Arkansas) at LSU (2/1/14)
	1.000 (8-8)	Aaron Harrison (Kentucky) at Missouri (2/1/14)
	1.000 (8-8)	Gavin Ware (Mississippi State) vs Kentucky (2/8/14)
	1.000 (8-8)	Jordan McRae (Tennessee) at Missouri (2/15/14)
	1.000 (8-8)	Andrew Harrison (Kentucky) vs Florida (2/15/14)
	1.000 (8-8)	Rashad Madden (Arkansas) at Kentucky (2/27/14)
	1.000 (8-8)	Andre Stringer (LSU) at Vanderbilt (3/6/14)
Rebounds	16	Jarnell Stokes (Tennessee) at Alabama (2/1/14)
	16	Johnny O'Bryant III (LSU) at Arkansas (2/15/14)
	16	Jarnell Stokes (Tennessee) at Texas A&M (2/22/14)
Assists	11	Alex Caruso (Texas A&M) vs Arkansas (1/8/14)
	10	Kyle Fuller (Vanderbilt) vs Kentucky (1/11/14)
	10	Alex Caruso (Texas A&M) vs Mississippi State (2/5/14)
	10	Kyle Fuller (Vanderbilt) vs Tennessee (2/5/14)
Steals	7	Craig Sword (Mississippi State) vs Ole Miss (1/11/14)
	6	Willie Cauley-Stein (Kentucky) vs Georgia (1/25/14)
Blocked shots	7	Jordan Mickey (LSU) at Ole Miss (1/15/14)
	7	Damian Jones (Vanderbilt) at South Carolina (2/13/14)
Turnovers	8	Duane Notice (South Carolina) at Ole Miss (2/1/14)
	8	Jerone Maymon (Tennessee) vs Florida (2/11/14)



**2013-14 Southeastern Conference
Conference Team Highs**
Through games of Mar 08, 2014 (Conference games only)



TEAM HIGHS (highest totals made by)

Points	110	Arkansas vs Ole Miss (3/5/14)
	97	Georgia vs South Carolina (1/22/14)
Margin	38 (76-38)	Tennessee vs Vanderbilt (3/1/14)
	33 (69-36)	Florida vs Texas A&M (2/1/14)
Field goals made	37	Arkansas vs Ole Miss (3/5/14)
	35	LSU vs Arkansas (2/1/14)
Field goal attempts	77	Arkansas vs Ole Miss (3/5/14)
	76	Kentucky vs Arkansas (2/27/14)
Field goal percentage	.623 (33-53)	Missouri vs Mississippi State (3/1/14)
	.620 (31-50)	Florida vs Alabama (2/8/14)
3-Pt FG made	17	Arkansas vs Ole Miss (3/5/14)
	14	Ole Miss vs Missouri (2/8/14)
3-Pt FG attempts	33	Florida at Ole Miss (2/22/14)
	32	Vanderbilt vs Missouri (1/16/14)
3-Pt percentage	.625 (10-16)	Arkansas at Vanderbilt (2/8/14)
	.600 (9-15)	Florida vs Kentucky (3/8/14)
	.600 (9-15)	Georgia at LSU (3/8/14)
	.600 (3-5)	Missouri vs Tennessee (2/15/14)
Free throws made	37	Auburn vs Mississippi State (2/15/14)
	34	Missouri vs Arkansas (2/13/14)
Free throw attempts	50	Georgia vs South Carolina (1/22/14)
	46	Georgia vs LSU (2/6/14)
Free throw percentage	1.000 (16-16)	Arkansas at Kentucky (2/27/14)
	.958 (23-24)	Kentucky vs Tennessee (1/18/14)
Rebounds	57	Florida vs Texas A&M (2/1/14)
	56	Georgia vs Arkansas (1/18/14)
Assists	27	Arkansas vs Ole Miss (3/5/14)
	22	Ole Miss vs LSU (1/15/14)
	22	LSU vs Arkansas (2/1/14)
	22	Texas A&M vs Mississippi State (2/5/14)
	22	Florida vs Alabama (2/8/14)
Steals	17	Florida at South Carolina (3/4/14)
	14	LSU at South Carolina (1/11/14)
	14	Ole Miss at Vanderbilt (1/22/14)
Blocked shots	12	Kentucky vs Ole Miss (2/4/14)
	11	Kentucky vs Georgia (1/25/14)
	11	LSU vs Kentucky (1/28/14)
Turnovers	21	South Carolina at Florida (1/8/14)
	21	South Carolina vs Ole Miss (1/18/14)
	21	Mississippi State at Auburn (2/15/14)
Fouls	33	South Carolina at Georgia (1/22/14)
	33	LSU at Georgia (2/6/14)



**2013-14 Southeastern Conference
Conference Opponent Lows**
Through games of Mar 08, 2014 (Conference games only)



OPPONENT LOWS (lowest totals allowed by)

Points	36	Florida vs Texas A&M (2/1/14)
	38	Tennessee vs Vanderbilt (3/1/14)
Field goals made	11	Tennessee vs Vanderbilt (3/1/14)
	14	Missouri vs Alabama (1/18/14)
	14	Florida vs Texas A&M (2/1/14)
	14	South Carolina vs Kentucky (3/1/14)
Field goal attempts	39	Auburn vs Florida (1/18/14)
	39	Georgia vs Vanderbilt (1/29/14)
Field goal percentage	.224 (11-49)	Tennessee vs Vanderbilt (3/1/14)
	.259 (14-54)	Florida vs Texas A&M (2/1/14)
3-Pt FG made	0	Georgia vs Mississippi State (3/5/14)
	1	Florida vs Tennessee (1/25/14)
	1	Alabama at Arkansas (2/5/14)
	1	Kentucky at Mississippi State (2/8/14)
	1	Georgia vs Texas A&M (2/8/14)
	1	LSU at Kentucky (2/22/14)
	1	Texas A&M at Missouri (3/5/14)
3-Pt FG attempts	5	Tennessee at Missouri (2/15/14)
	8	Kentucky vs Texas A&M (1/21/14)
	8	Kentucky vs Georgia (1/25/14)
	8	Kentucky at Mississippi State (2/8/14)
	8	LSU vs Mississippi State (2/19/14)
3-Pt percentage	.000 (0-15)	Georgia vs Mississippi State (3/5/14)
	.053 (1-19)	Georgia vs Texas A&M (2/8/14)
	.053 (1-19)	Florida vs Tennessee (1/25/14)
Free throws made	1	Florida at Mississippi State (1/30/14)
	4	Tennessee at LSU (1/7/14)
	4	Florida vs Texas A&M (2/1/14)
	4	Vanderbilt vs Mississippi State (2/1/14)
	4	LSU at Florida (3/1/14)
Free throw attempts	6	Florida at Mississippi State (1/30/14)
	6	Vanderbilt vs Mississippi State (2/1/14)
Free throw percentage	.167 (1-6)	Florida at Mississippi State (1/30/14)
	.421 (8-19)	Mississippi State vs Florida (1/30/14)
Rebounds	20	Florida vs Alabama (2/8/14)
	22	Florida vs Auburn (2/19/14)
Assists	2	Kentucky at Auburn (2/12/14)
	3	Vanderbilt at Georgia (1/29/14)
	3	Georgia vs Texas A&M (2/8/14)
Steals	0	Georgia vs Missouri (2/25/14)
	1	Florida vs Tennessee (1/25/14)
	1	Tennessee at Alabama (2/1/14)
	1	Ole Miss at Georgia (2/15/14)
	1	Texas A&M vs Auburn (3/8/14)
	1	Ole Miss vs Vanderbilt (3/8/14)
Blocked shots	0	Several
Turnovers	3	Georgia vs Ole Miss (2/15/14)
	5	Alabama vs Tennessee (2/1/14)
	5	Kentucky vs Florida (2/15/14)
	5	Vanderbilt at Ole Miss (3/8/14)
Fouls	8	Mississippi State at Vanderbilt (2/1/14)
	8	Florida vs LSU (3/1/14)



**2013-14 Southeastern Conference
Conference Team Lows**
Through games of Mar 08, 2014 (Conference games only)



TEAM LOWS (lowest totals made by)

Points	36	Texas A&M at Florida (2/1/14)
	38	Vanderbilt at Tennessee (3/1/14)
Field goals made	11	Vanderbilt at Tennessee (3/1/14)
	14	Alabama at Missouri (1/18/14)
	14	Texas A&M at Florida (2/1/14)
	14	Kentucky at South Carolina (3/1/14)
Field goal attempts	39	Florida at Auburn (1/18/14)
	39	Vanderbilt at Georgia (1/29/14)
Field goal percentage	.224 (11-49)	Vanderbilt at Tennessee (3/1/14)
	.259 (14-54)	Texas A&M at Florida (2/1/14)
3-Pt FG made	0	Mississippi State at Georgia (3/5/14)
	1	Tennessee at Florida (1/25/14)
	1	Arkansas vs Alabama (2/5/14)
	1	Mississippi State vs Kentucky (2/8/14)
	1	Texas A&M at Georgia (2/8/14)
	1	Kentucky vs LSU (2/22/14)
	1	Missouri vs Texas A&M (3/5/14)
3-Pt FG attempts	5	Missouri vs Tennessee (2/15/14)
	8	Texas A&M at Kentucky (1/21/14)
	8	Georgia at Kentucky (1/25/14)
	8	Mississippi State vs Kentucky (2/8/14)
	8	Mississippi State at LSU (2/19/14)
3-Pt percentage	.000 (0-15)	Mississippi State at Georgia (3/5/14)
	.053 (1-19)	Texas A&M at Georgia (2/8/14)
	.053 (1-19)	Tennessee at Florida (1/25/14)
Free throws made	1	Mississippi State vs Florida (1/30/14)
	4	LSU vs Tennessee (1/7/14)
	4	Texas A&M at Florida (2/1/14)
	4	Mississippi State at Vanderbilt (2/1/14)
	4	Florida vs LSU (3/1/14)
Free throw attempts	6	Mississippi State vs Florida (1/30/14)
	6	Mississippi State at Vanderbilt (2/1/14)
Free throw percentage	.167 (1-6)	Mississippi State vs Florida (1/30/14)
	.421 (8-19)	Florida at Mississippi State (1/30/14)
Rebounds	20	Alabama at Florida (2/8/14)
	22	Auburn at Florida (2/19/14)
Assists	2	Auburn vs Kentucky (2/12/14)
	3	Georgia vs Vanderbilt (1/29/14)
	3	Texas A&M at Georgia (2/8/14)
Steals	0	Missouri at Georgia (2/25/14)
	1	Tennessee at Florida (1/25/14)
	1	Alabama vs Tennessee (2/1/14)
	1	Georgia vs Ole Miss (2/15/14)
	1	Auburn at Texas A&M (3/8/14)
	1	Vanderbilt at Ole Miss (3/8/14)
Blocked shots	0	Several
Turnovers	3	Ole Miss at Georgia (2/15/14)
	5	Tennessee at Alabama (2/1/14)
	5	Florida at Kentucky (2/15/14)
	5	Ole Miss vs Vanderbilt (3/8/14)
Fouls	8	Vanderbilt vs Mississippi State (2/1/14)
	8	LSU at Florida (3/1/14)



**2013-14 Southeastern Conference
Conference Opponent Highs**
Through games of Mar 08, 2014 (Conference games only)



OPPONENT HIGHS (highest totals allowed by)

Points	110	Ole Miss at Arkansas (3/5/14)
	97	South Carolina at Georgia (1/22/14)
Field goals made	37	Ole Miss at Arkansas (3/5/14)
	35	Arkansas at LSU (2/1/14)
Field goal attempts	77	Ole Miss at Arkansas (3/5/14)
	76	Arkansas at Kentucky (2/27/14)
Field goal percentage	.623 (33-53)	Mississippi State at Missouri (3/1/14)
	.620 (31-50)	Alabama at Florida (2/8/14)
3-Pt FG made	17	Ole Miss at Arkansas (3/5/14)
	14	Missouri at Ole Miss (2/8/14)
3-Pt FG attempts	33	Ole Miss vs Florida (2/22/14)
	32	Missouri at Vanderbilt (1/16/14)
3-Pt percentage	.625 (10-16)	Vanderbilt vs Arkansas (2/8/14)
	.600 (9-15)	Kentucky at Florida (3/8/14)
	.600 (9-15)	LSU vs Georgia (3/8/14)
	.600 (3-5)	Tennessee at Missouri (2/15/14)
Free throws made	37	Mississippi State at Auburn (2/15/14)
	34	Arkansas at Missouri (2/13/14)
Free throw attempts	50	South Carolina at Georgia (1/22/14)
	46	LSU at Georgia (2/6/14)
Free throw percentage	1.000 (16-16)	Kentucky vs Arkansas (2/27/14)
	.958 (23-24)	Tennessee at Kentucky (1/18/14)
Rebounds	57	Texas A&M at Florida (2/1/14)
	56	Arkansas at Georgia (1/18/14)
Assists	27	Ole Miss at Arkansas (3/5/14)
	22	LSU at Ole Miss (1/15/14)
	22	Arkansas at LSU (2/1/14)
	22	Mississippi State at Texas A&M (2/5/14)
	22	Alabama at Florida (2/8/14)
Steals	17	South Carolina vs Florida (3/4/14)
	14	South Carolina vs LSU (1/11/14)
	14	Vanderbilt vs Ole Miss (1/22/14)
Blocked shots	12	Ole Miss at Kentucky (2/4/14)
	11	Georgia at Kentucky (1/25/14)
	11	Kentucky at LSU (1/28/14)
Turnovers	21	Florida vs South Carolina (1/8/14)
	21	Ole Miss at South Carolina (1/18/14)
	21	Auburn vs Mississippi State (2/15/14)
Fouls	33	Georgia vs South Carolina (1/22/14)
	33	Georgia vs LSU (2/6/14)