



Week 9 - Games of Oct. 27

Southeastern Conference Communications Office
SECSports.com • CollegePressBox.com

Chuck Dunlap (Primary SEC Football Contact) • cdunlap@sec.org • @SEC_Chuck

Ben Beaty (Secondary Football Contact) • bbeaty@sec.org • @BenBeaty
Phone: (205) 458-3000 • Fax: (205) 458-3030

EASTERN DIVISION

	SEC	Pct.	PF	PA	Overall	Pct.	PF	PA	Home	Away	Neutral	vs. Div.	Top 25	Top 10	Streak
Florida	4-1	.800	140	100	6-1	.857	241	116	3-1	3-0	0-0	2-1	2-0	1-0	W5
Georgia	4-1	.800	179	107	6-1	.857	273	114	4-0	2-1	0-0	4-0	1-1	0-0	L1
Kentucky	4-1	.800	107	60	6-1	.857	190	90	5-0	1-1	0-0	3-0	2-0	0-0	W1
South Carolina	2-3	.400	124	140	3-3	.500	173	155	2-2	1-1	0-0	2-2	0-3	0-1	L1
Tennessee	1-3	.250	84	167	3-4	.429	181	210	2-2	1-1	0-1	0-2	1-3	0-2	L1
Missouri	0-3	.000	74	119	4-3	.571	270	216	3-1	1-2	0-0	0-2	0-2	0-2	W1
Vanderbilt	0-4	.000	61	129	3-5	.375	185	195	3-2	0-3	0-0	0-4	0-4	0-2	L2

WESTERN DIVISION

	SEC	Pct.	PF	PA	Overall	Pct.	PF	PA	Home	Away	Neutral	vs. Div.	Top 25	Top 10	Streak
Alabama	5-0	1.000	269	92	8-0	1.000	433	127	4-0	3-0	1-0	3-0	1-0	0-0	W8
LSU	4-1	.800	141	83	7-1	.875	243	121	5-0	1-1	1-0	3-0	4-1	3-0	W2
Texas A&M	3-1	.750	93	99	5-2	.714	226	144	3-1	1-1	1-0	1-1	1-2	0-2	W3
Auburn	2-3	.400	119	94	5-3	.625	227	132	3-2	1-1	1-0	2-2	1-1	1-0	W1
Ole Miss	1-3	.250	76	171	5-3	.625	307	277	3-2	1-1	1-0	1-3	0-2	0-2	L1
Mississippi State	1-3	.250	39	69	4-3	.571	189	95	3-1	1-2	0-0	1-1	1-1	1-1	L1
Arkansas	0-4	.000	84	160	2-6	.250	206	258	2-3	0-2	0-1	0-4	0-2	0-1	W1

NOTES: -The SEC currently leads all conferences with 14 wins and 36 games vs. top 25 ranked teams. The SEC currently leads all conferences with 26 wins vs. teams with a winning record.

vs. Top 25/Top 10 - Record vs. teams in Top 25/Top 10 (AP, USA Today) when game was played; Teams listed in alphabetical order unless tie-breaker applicable

CLOSING OUT OCTOBER IN THE SEC

SATURDAY, OCT. 27

Vanderbilt (3-5, 0-4 SEC) at Arkansas (2-6, 0-4 SEC)	Series: ARK leads, 7-2
11 a.m. CT • SEC Network	Last: ARK, 31-28 (2011 in Nashville)
Fayetteville, Ark. • Reynolds Razorback Stadium (72,000)	Sirius: 103/105 • XM: 191/190
Florida (6-1, 4-1 SEC) vs. Georgia (6-1, 4-1 SEC)	Series: UGA leads, 50-43-2
3:30 p.m. ET • CBS	Last: UGA, 42-7 (2017 at Jacksonville)
Jacksonville, Fla. • EverBank Field (82,871)	Sirius: 81/121 • XM: 81/192
Kentucky (6-1, 4-1 SEC) at Missouri (4-3, 0-3 SEC)	Series: UK leads, 5-3
3 p.m. CT • SEC Network	Last: UK, 40-34 (2017 at Lexington)
Columbia, Mo. • Memorial Stadium - Faurot Field (71,168)	Sirius: 103/105 • XM: 191/190

Texas A&M (5-2, 3-1 SEC) at Mississippi State (4-3, 1-3 SEC)	Series: MSU leads, 6-5
6 p.m. CT • ESPN	Last: MSU, 35-14 (2017 at College Station)
Starkville, Miss. • Davis Wade Stadium at Scott Field (61,337)	Sirius: 81/121 • XM: 81/192
Tennessee (3-4, 1-3 SEC) at South Carolina (3-3, 2-3 SEC)	Series: UT leads, 25-9-2
7:30 p.m. ET • SEC Network	Last: SC, 15-9 (2017 at Knoxville)
Columbia, S.C. • Williams-Brice Stadium (80,250)	Sirius: 103/105 • XM: 191/190

Open Date: Alabama (8-0, 5-0 SEC); Auburn (5-3, 2-3 SEC); LSU (7-1, 4-1 SEC);
Ole Miss (5-3, 1-3 SEC)



SECSports.com • CollegePressBox.com • SECSportsMedia.com • @SEC

SEC on Facebook, Instagram, Snapchat
#ItJustMeansMore



2018 SEC Football

2018 SOUTHEASTERN CONFERENCE TEAM SCHEDULES AND RESULTS

ALABAMA CRIMSON TIDE (8-0, 5-0 SEC)

Home Stadium: Bryant-Denny Stadium (101,821)

Sept. 1	[1/1] vs. Louisville (Orlando)	W, 51-14	ABC	57,280
Sept. 8	[1/1] ARKANSAS STATE	W, 57-7	ESPN2	100,495
Sept. 15	[1/1] at Ole Miss (rv/--)	W, 62-7	ESPN	62,919
Sept. 22	[1/1] TEXAS A&M (22/22)	W, 45-23	CBS	101,821
Sept. 29	[1/1] LOUISIANA-LAFAYETTE	W, 56-14	SEC Network	101,471
Oct. 6	[1/1] at Arkansas	W, 65-31	ESPN	64,974
Oct. 13	[1/1] MISSOURI	W, 39-10	ESPN	101,821
Oct. 20	[1/1] at Tennessee	W, 58-21	CBS	97,087
Oct. 27	Open Date			
Nov. 3	at LSU	CBS	7 p.m. CT	
Nov. 10	MISSISSIPPI STATE			
Nov. 17	CITADEL			
Nov. 24	AUBURN			

ARKANSAS RAZORBACKS (2-6, 0-4 SEC)

Home Stadium(s): Reynolds Razorback (72,000); War Memorial (54,120)

Sept. 1	EASTERN ILLINOIS	W, 55-20	SEC Network	63,342
Sept. 8	at Colorado State	L, 27-34	CBS Sports Netwok	31,894
Sept. 15	NORTH TEXAS	L, 17-44	SEC Network	62,355
Sept. 22	at Auburn (9/11)	L, 3-34	SEC Network	84,188
Sept. 29	vs. Texas A&M (rv/rv) (Arlington)	L, 17-24	ESPN	53,383
Oct. 6	ALABAMA (1/1)	L, 31-65	ESPN	64,974
Oct. 13	OLE MISS (Little Rock)	L, 33-37	SEC Network	51,438
Oct. 20	TULSA	W, 23-0	SEC Network	56,691
Oct. 27	VANDERBILT	SEC Network	11 a.m. CT	
Nov. 3	Open Date			
Nov. 10	LSU			
Nov. 17	at Mississippi State			
Nov. 23	at Missouri	CBS	1:30 p.m. CT	

AUBURN TIGERS (5-3, 2-3 SEC)

Home Stadium: Jordan-Hare Stadium (87,451)

Sept. 1	[9/10] vs. Washington (6/6) (Atlanta)	W, 21-16	ABC	70,103
Sept. 8	[7/7] ALABAMA STATE	W, 63-9	SEC Network	84,806
Sept. 15	[7/7] LSU (12/13)	L, 21-22	CBS	86,787
Sept. 22	[9/11] ARKANSAS	W, 34-3	SEC Network	84,188
Sept. 29	[10/10] SOUTHERN MISS	W, 24-13	SEC Network	83,792
Oct. 6	[8/9] at Mississippi State (rv/rv)	L, 9-23	ESPN2	60,635
Oct. 13	[21/21] TENNESSEE	L, 24-30	SEC Network	84,589
Oct. 20	[--/RV] at Ole Miss	W, 31-16	ESPN	56,885
Oct. 27	Open Date			
Nov. 3	TEXAS A&M			
Nov. 10	at Georgia			
Nov. 17	LIBERTY			
Nov. 24	at Alabama			

FLORIDA GATORS (6-1, 4-1 SEC)

Home Stadium: Steve Spurrier-Florida Field at Ben Hill Griffin Stadium (88,548)

Sept. 1	[RV/RV] CHARLESTON SOUTHERN	W, 53-6	SEC Network	81,164
Sept. 8	[25/25] KENTUCKY (--/RV)	L, 16-27	SEC Network	80,651
Sept. 15	COLORADO STATE	W, 48-10	SEC Network	80,021
Sept. 22	[--/RV] at Tennessee (-/rv)	W, 47-21	ESPN	100,027
Sept. 29	[RV/RV] at Mississippi State (23/10)	W, 13-6	ESPN	61,406
Oct. 6	[22/RV] LSU (5/6)	W, 27-19	CBS	90,283
Oct. 13	[14/16] at Vanderbilt	W, 37-27	ESPN	31,118
Oct. 20	Open Date			
Oct. 27	[9/11] vs. Georgia (7/6) (Jacksonville)	CBS	3:30 p.m. ET	
Nov. 3	MISSOURI			
Nov. 10	SOUTH CAROLINA			
Nov. 17	IDAHO			
Nov. 24	at Florida State			

GEORGIA BULLDOGS (6-1, 4-1 SEC)

Home Stadium: Sanford Stadium (92,746)

Sept. 1	[3/4] AUSTIN PEAY	W, 45-0	ESPN	92,746
Sept. 8	[3/3] at South Carolina (24/24)	W, 41-17	CBS	83,140
Sept. 15	[3/3] MIDDLE TENNESSEE	W, 49-7	ESPNNews	92,746
Sept. 22	[2/3] at Missouri (rv/rv)	W, 43-29	ESPN	58,284
Sept. 29	[2/3] TENNESSEE	W, 38-12	CBS	92,746
Oct. 6	[2/2] VANDERBILT	W, 41-13	SEC Network	92,746
Oct. 13	[2/2] at LSU (13/12)	L, 16-36	CBS	102,321
Oct. 20	Open Date			
Oct. 27	[7/6] vs. Florida (9/11) (Jacksonville)	CBS	3:30 p.m. ET	
Nov. 3	at Kentucky			
Nov. 10	AUBURN			
Nov. 17	UMASS			
Nov. 24	GEORGIA TECH			

KENTUCKY WILDCATS (6-1, 4-1 SEC)

Home Stadium: Kroger Field (61,000)

Sept. 1	[RV/RV] CENTRAL MICHIGAN	W, 35-20	ESPNU	49,138
Sept. 8	[--/RV] at Florida (25/25)	W, 27-16	SEC Network	80,651
Sept. 15	[RV/RV] MURRAY STATE	W, 48-10	SEC Network	48,217
Sept. 22	[RV/RV] MISSISSIPPI STATE (14/14)	W, 28-7	ESPN2	60,037
Sept. 29	[17/17] SOUTH CAROLINA (rv/rv)	W, 24-10	SEC Network	63,081
Oct. 6	[13/15] at Texas A&M (rv/rv)	L, 14-20 OT	ESPN	
Oct. 13	Open Date			
Oct. 20	[14/17] VANDERBILT	W, 14-7	SEC Network	54,269
Oct. 27	[12/14] at Missouri	SEC Network	4 p.m. ET	
Nov. 3	GEORGIA			
Nov. 10	at Tennessee			
Nov. 17	MIDDLE TENNESSEE			
Nov. 24	at Louisville			

LSU TIGERS (7-1, 4-1 SEC)

Home Stadium: Tiger Stadium (102,321)

Sept. 2	[25/24] vs. Miami (8/8) (Arlington)	W, 33-17	ABC	68,841
Sept. 8	[11/15] SOUTHEASTERN LOUISIANA	W, 31-0	ESPN2	96,883
Sept. 15	[12/13] at Auburn (7/7)	W, 22-21	CBS	86,787
Sept. 22	[6/6] LOUISIANA TECH	W, 38-21	ESPNU	102,321
Sept. 29	[5/6] OLE MISS (rv/--)	W, 45-16	ESPN	100,224
Oct. 6	[5/6] at Florida (22/rv)	L, 19-27	CBS	90,283
Oct. 13	[13/12] GEORGIA (2/2)	W, 36-16	CBS	102,321
Oct. 20	[5/5] MISSISSIPPI STATE [22/RV]	W, 19-3	ESPN	101,340
Oct. 27	Open Date			
Nov. 3	ALABAMA	CBS	7 p.m. CT	
Nov. 10	at Arkansas			
Nov. 17	RICE			
Nov. 24	at Texas A&M			

OLE MISS REBELS (5-3, 1-3 SEC)

Home Stadium: Vaught-Hemingway Stadium (64,038)

Sept. 1	vs. Texas Tech (Houston)	W, 47-27	ESPN	40,333
Sept. 8	[RV/--] SOUTHERN ILLINOIS	W, 76-41	SEC Network	53,339
Sept. 15	[RV/--] ALABAMA (1/1)	L, 7-62	ESPN	62,919
Sept. 22	KENT STATE	W, 38-17	SEC Network	50,417
Sept. 29	[RV/--] at LSU (5/6)	L, 16-45	ESPN	100,224
Oct. 6	LOUISIANA-MONROE	W, 70-21	SEC Network	52,875
Oct. 13	at Arkansas (Little Rock)	W, 37-33	SEC Network	51,438
Oct. 20	AUBURN (--/rv)	L, 16-31	ESPN	56,885
Oct. 27	Open Date			
Nov. 3	SOUTH CAROLINA	SEC Network	11 a.m. CT	
Nov. 10	at Texas A&M			
Nov. 17	at Vanderbilt			
Nov. 22 (Thu.)	MISSISSIPPI STATE	ESPN	6:30 p.m. CT	

TV Key - (1) CBS; (2) ESPN; (3) ESPN2; (4) ESPNU; (5) SEC Network; (6) ESPN App; (7) ABC; (8) Fox Sports 1; (9) ESPNNews; (10) ESPN3; (11) CBS Sports Network; (12) Big Ten Network; (13) NBC

* - SEC Game

2018 SEC Football

2018 SOUTHEASTERN CONFERENCE TEAM SCHEDULES AND RESULTS

MISSISSIPPI STATE BULLDOGS (4-3, 1-3 SEC)

Home Stadium: Davis Wade Stadium at Scott Field (61,337)

Sept. 1	[18/18] STEPHEN F. AUSTIN	W, 63-6	ESPNU	54,289
Sept. 8	[18/18] at Kansas State (rv/rv)	W, 31-10	ESPN	49,784
Sept. 15	[16/16] LOUISIANA-LAFAYETTE	W, 56-10	SEC Network	56,505
Sept. 22	[14/14] at Kentucky (rv/rv)	L, 7-28	ESPN2	60,037
Sept. 29	[23/19] FLORIDA (rv/rv)	L, 6-13	ESPN	61,406
Oct. 6	[RV/RV] AUBURN (8/9)	W, 23-9	ESPN2	60,635
Oct. 13	Open Date			
Oct. 20	[22/RV] at LSU (5/5)	L, 3-19	ESPN	101,340
Oct. 27	[RV/RV] TEXAS A&M (16/17)	ESPN	6 p.m. CT	
Nov. 3	LOUISIANA TECH	SEC Network	6:30 p.m. CT	
Nov. 10	at Alabama			
Nov. 17	ARKANSAS			
Nov. 22 (Thu.)	at Ole Miss			

MISSOURI TIGERS (4-3, 0-3 SEC)

Home Stadium: Memorial Stadium - Faurot Field (71,168)

Sept. 1	UT MARTIN	W, 51-14	SEC Network	44,019
Sept. 8	WYOMING	W, 40-13	ESPNU	50,820
Sept. 15	[--/RV] at Purdue	W, 40-37	Big Ten Network	48,103
Sept. 22	[RV/RV] GEORGIA (2/3)	L, 29-43	ESPN	58,284
Sept. 29	Open Date			
Oct. 6	[RV/RV] at South Carolina (--/rv)	L, 35-37	SEC Network	73,393
Oct. 13	at Alabama (1/1)	L, 10-39	ESPN	101,821
Oct. 20	MEMPHIS	W, 65-33	SEC Network	52,917
Oct. 27	KENTUCKY (12/14)	SEC Network	3 p.m. CT	
Nov. 3	at Florida			
Nov. 10	VANDERBILT			
Nov. 17	at Tennessee			
Nov. 23	ARKANSAS	CBS	1:30 p.m. CT	

SOUTH CAROLINA GAMECOCKS (3-3, 2-3 SEC)

Home Stadium: Williams-Brice Stadium (80,250)

Sept. 1	[RV/RV] COASTAL CAROLINA	W, 49-15	SEC Network	75,126
Sept. 8	[24/24] GEORGIA (3/3)	L, 17-41	CBS	83,140
Sept. 15	[RV/RV] MARSHALL	Canceled (<i>Weather</i>)		
Sept. 22	[RV/RV] at Vanderbilt (--/rv)	W, 37-14	SEC Network	26,078
Sept. 29	[RV/RV] at Kentucky (17/17)	L, 10-24	SEC Network	63,081
Oct. 6	[--/RV] MISSOURI (rv/rv)	W, 37-35	SEC Network	73,393
Oct. 13	[RV/RV] TEXAS A&M (22/22)	L, 23-26	SEC Network	76,871
Oct. 20	Open Date			
Oct. 27	[--/RV] TENNESSEE	SEC Network	7:30 p.m. ET	
Nov. 3	at Ole Miss	SEC Network	Noon ET	
Nov. 10	at Florida			
Nov. 17	CHATTANOOGA			
Nov. 24	at Clemson			

TENNESSEE VOLUNTEERS (3-4, 1-3 SEC)

Home Stadium: Neyland Stadium (102,455)

Sept. 1	vs. West Virginia (17/20) (Charlotte)	L, 14-40	CBS	66,793
Sept. 8	EAST TENNESSEE STATE	W, 59-3	SEC Network	96,464
Sept. 15	UTEP	W, 24-0	SEC Network	87,074
Sept. 22	[--/RV] FLORIDA (--/rv)	L, 21-47	ESPN	100,027
Sept. 29	at Georgia (2/3)	L, 12-38	CBS	92,746
Oct. 6	Open Date			
Oct. 13	at Auburn (21/21)	W, 30-24	SEC Network	84,589
Oct. 20	ALABAMA (1/1)	L, 21-58	CBS	97,087
Oct. 27	at South Carolina (--/rv)	SEC Network	7:30 p.m. ET	
Nov. 3	UNC-CHARLOTTE	SEC Network	4 p.m. ET	
Nov. 10	KENTUCKY			
Nov. 17	MISSOURI			
Nov. 24	at Vanderbilt			

TEXAS A&M AGGIES (5-2, 3-1 SEC)

Home Stadium: Kyle Field (102,733)

Aug. 30	[RV/RV] NORTHWESTERN STATE	W, 59-7	SEC Network	95,855
Sept. 8	[RV/RV] CLEMSON (2/2)	L, 26-28	ESPN	104,794
Sept. 15	[RV/RV] LOUISIANA-MONROE	W, 48-10	SEC Network	96,727
Sept. 22	[22/22] at Alabama (1/1)	L, 23-45	CBS	101,821
Sept. 29	[RV/RV] vs. Arkansas (Arlington)	W, 24-17	ESPN	55,383
Oct. 6	[RV/RV] KENTUCKY (13/15)	W, 20-14 OT	ESPN	99,829
Oct. 13	[22/22] at South Carolina (rv/rv)	W, 26-23	SEC Network	76,871
Oct. 20	Open Date			
Oct. 27	[16/17] at Mississippi State (rv/rv)	ESPN	6 p.m. CT	
Nov. 3	at Auburn			
Nov. 10	OLE MISS			
Nov. 17	UAB			
Nov. 24	LSU			

VANDERBILT COMMODORES (3-5, 0-4 SEC)

Home Stadium: Vanderbilt Stadium (40,350)

Sept. 1	MIDDLE TENNESSEE	W, 35-7	SEC Network	25,348
Sept. 8	NEVADA	W, 41-10	SEC Network	25,676
Sept. 15	[--/RV] at Notre Dame (8/8)	L, 17-22	NBC	77,622
Sept. 22	[--/RV] SOUTH CAROLINA (rv/rv)	L, 14-37	SEC Network	26,078
Sept. 29	TENNESSEE STATE	W, 31-27	SEC Network	27,340
Oct. 6	at Georgia (2/2)	L, 13-41	SEC Network	92,746
Oct. 13	FLORIDA (14/16)	L, 27-37	ESPN	31,118
Oct. 20	at Kentucky (14/17)	L, 7-14	SEC Network	54,269
Oct. 27	at Arkansas	SEC Network	11 a.m. CT	
Nov. 3	Open Date			
Nov. 10	at Missouri			
Nov. 17	OLE MISS			
Nov. 24	TENNESSEE			

Team's AP & USA Today Rankings Listed Before Opponent's Name & Opponents' Rankings Listed after its Name (at time of game)

December 1 • SEC Football Championship Game • Atlanta • Mercedes-Benz Stadium • 4 p.m. ET • CBS Sports

* - SEC Game

2018 SEC WEEK-BY-WEEK SCHEDULES AND RESULTS

Aug. 30 (Thursday)

Texas A&M 59, NW State 7 [TV: 5-6] (95,855)

Sept. 1

Alabama 51, Louisville 14 (Orlando) [TV: 7] (57,280)

Arkansas 55, Eastern Illinois 20 [TV: 5-6] (63,342)

Auburn 21, Washington 16 (Atlanta) [TV: 7] (70,103)

Florida 53, Charleston Southern 6 [TV: 5-6] (81,164)

Georgia 45, Austin Peay 0 [TV: 2-6] (92,746)

Kentucky 35, Central Michigan 20 [4-6] (49,138)

Ole Miss 47, Texas Tech 27 (Houston) [TV: 2-6] (40,333)

Mississippi State 63, SFA 6 [TVI: 4-6] (54,289)

Missouri 51, UT Martin 14 [TV: 5-6] (44,019)

South Carolina 49, Coastal Carolina 15 [TV: 5-6] (75,126)

W. Virginia 40, Tennessee 14 (Charlotte) [TV: 1] (66,793)

Vanderbilt 35, MTSU 7 [TV: 5-6] (25,348)

Sept. 2 (Sunday)

LSU 33, Miami 17 (Arlington) [TV: 7] (68,841)

Sept. 8

Alabama 57, Arkansas State 7 [TV: 3-6] (100,494)

Colorado State 34, Arkansas 27 [TV: 11] (31,894)

Auburn 63, Alabama State 9 [TV: 5-6] (84,806)

*Kentucky 27, Florida 16 [TV: 5-6] (80,651)

LSU 31, Southeastern Louisiana 0 [TV: 3-6] (96,883)

Ole Miss 76, Southern Illinois 41 [TV: 5-6] (53,339)

Mississippi State 31, Kansas State 10 [TV: 2-6] (49,784)

Missouri 40, Wyoming 13 [TV: 4-6] (50,820)

*Georgia 41, South Carolina 17 [TV: 1] (83,140)

Tennessee 59, ETSU 3 [TV: 5-6] (96,464)

Clemson 28, Texas A&M 26 [TV: 2-6] (104,794)

Vanderbilt 41, Nevada 10 [TV: 5-6] (25,676)

Sept. 15

North Texas 44, Arkansas 17 [TV: 5-6] (62,355)

*LSU 22, Auburn 21 [TV: 1] (86,787)

Florida 48, Colorado State 10 [TV: 5-6] (80,021)

Georgia 49, Middle Tennessee 7 [TV: 3-6] (92,746)

Kentucky 48, Murray State 10 [TV: 5-6] (48,217)

*Alabama 62, Ole Miss 7 [TV: 2-6] (62,919)

Mississippi State 56, ULL 10 [TV: 5-6] (56,505)

Missouri 40, Purdue 37 [TV: 12] (48,103)

Marshall at South Carolina [TV: 4-6] (Canceled)

Tennessee 24, UTEP 0 [TV: 5-6] (87,074)

Texas A&M 48, LA-Monroe 10 [TV: 5-6] (96,727)

Notre Dame 22, Vanderbilt 17 [TV: 13] (77,622)

Sept. 22

*Alabama 45, Texas A&M 23 [TV: 1] (101,821)

*Auburn 34, Arkansas 3 [TV: 5-6] (84,188)

*Kentucky 28, Mississippi State 7 [TV: 3-6] (60,037)

LSU 38, Louisiana Tech 21 [TV: 4-6] (102,321)

Ole Miss 38, Kent State 17 [TV: 5-6] (50,417)

*Georgia 43, Missouri 29 [TV: 2-6] (58,284)

*Florida 47, Tennessee 21 [TV: 2-6] (100,027)

*South Carolina 37, Vanderbilt 14 [TV: 5-6] (26,078)

Sept. 29

Alabama 56, LA-Lafayette 14 [TV: 5-6] (101,471)

*Texas A&M 24, Arkansas 17 (Arlington) [TV: 2-6] (55,383)

Auburn 24, Southern Miss 13 [TV: 5-6] (83,792)

*Georgia 38, Tennessee 12 [TV: 1] (92,746)

*Kentucky 24, South Carolina 10 [TV: 5-6] (63,081)

*LSU 45, Ole Miss 16 [TV: 2-6] (100,224)

*Florida 13, Mississippi State 6 [TV: 2-6] (61,406)

Vanderbilt 31, Tennessee State 27 [TV: 5-6] (27,340)

Oct. 6

*Alabama 65, Arkansas 31 [TV: 2-6] (64,974)

*Florida 27, LSU 19 [TV: 1] (90,283)

*Georgia 41, Vanderbilt 13 [TV: 5-6] (92,746)

Ole Miss 70, Louisiana-Monroe 21 [TV: 5-6] (52,875)

*Mississippi State 23, Auburn 9 [TV: 3-6] (60,635)

*South Carolina 37, Missouri 35 [TV: 5-6] (73,393)

*Texas A&M 20, Kentucky 14 OT [TV: 2-6] (99,829)

Oct. 13

*Alabama 39, Missouri 10 [TV: 2-6] (101,821)

*Ole Miss 37, Arkansas 33 (Little Rock) [TV: 5-6] (51,438)

*Tennessee 30, Auburn 24 [TV: 5-6] (84,589)

*LSU 36, Georgia 16 [TV: 1] (102,321)

*Texas A&M 26, South Carolina 23 [TV: 5-6] (76,871)

*Florida 37, Vanderbilt 27 [TV: 2-6] (31,118)

Oct. 20

Arkansas 23, Tulsa 0 [TV: 5-6] (56,691)

*Kentucky 14, Vanderbilt 7 [TV: 5-6] (54,269)

*LSU 19, Mississippi State 3 [TV: 2-6] (101,340)

*Auburn 31, Ole Miss 16 [TV: 2-6] (56,885)

Missouri 65, Memphis 33 [TV: 5-6] (52,917)

*Alabama 58, Tennessee 21 [TV: 1] (97,087)

Oct. 27

*Vanderbilt at Arkansas [TV: 5-6] (11 a.m. CT)

*Florida vs. Georgia (Jacksonville) [TV: 1] (3:30 p.m. ET)

*Texas A&M at Mississippi State [TV: 2-6] (6 p.m. CT)

*Kentucky at Missouri [TV: 5-6] (3 p.m. CT)

*Tennessee at South Carolina [TV: 5-6] (7:30 p.m. ET)

Nov. 3

*Texas A&M at Auburn

*Missouri at Florida

*Georgia at Kentucky

*Alabama at LSU [TV: 1] (7 p.m. ET)

*South Carolina at Ole Miss [TV: 5-6] (11 a.m. CT)

La Tech at Mississippi State [TV: 5-6] (6:30 p.m. CT)

UNC-Charlotte at Tennessee [TV: 5-6] (4 p.m. ET)

Nov. 10

*Mississippi State at Alabama

*LSU at Arkansas

*South Carolina at Florida

*Auburn at Georgia

*Vanderbilt at Missouri

*Kentucky at Tennessee

*Ole Miss at Texas A&M

Nov. 17

Citadel at Alabama

Liberty at Auburn

Idaho at Florida

UMass at Georgia

Middle Tennessee at Kentucky

Rice at LSU

*Arkansas at Mississippi State

UT-Chattanooga at South Carolina

*Missouri at Tennessee

UAB at Texas A&M

*Ole Miss at Vanderbilt

Nov. 22 (Thursday)

*Mississippi State at Ole Miss [TV: 5-6] (6:30 p.m. CT)

Nov. 23 (Friday)

*Arkansas at Missouri [TV: 1] (1:30 p.m. CT)

Nov. 24

*Auburn at Alabama

Florida at Florida State

Georgia Tech at Georgia

Kentucky at Louisville

South Carolina at Clemson

*LSU at Texas A&M

*Tennessee at Vanderbilt

Dec. 1

SEC Championship Game (Atlanta) [TV:1] (4 p.m. ET)

*SEC Game

Tentative and subject to change

Home team game time listed - Home team underlined; SEC team game time listed if non-conference game.



2018 SEC FOOTBALL SCHEDULE

(Tentative and Subject to Change)



Date Team	Sept. 1	Sept. 8	Sept. 15	Sept. 22	Sept. 29	Oct. 6	Oct. 13	Oct. 20	Oct. 27	Nov. 3	Nov. 10	Nov. 17	Nov. 24
ALABAMA	LOUISVILLE Orlando	ARKANSAS STATE Tuscaloosa	OLE MISS Oxford	TEXAS A&M Tuscaloosa	LOUISIANA- LAFAYETTE Tuscaloosa	ARKANSAS Fayetteville	MISSOURI Tuscaloosa	TENNESSEE Knoxville		LSU Baton Rouge	MISSISSIPPI STATE Tuscaloosa	CITADEL Tuscaloosa	AUBURN Tuscaloosa
ARKANSAS	EASTERN ILLINOIS Fayetteville	COLORADO STATE Fort Collins	NORTH TEXAS Fayetteville	AUBURN Auburn	TEXAS A&M Arlington	ALABAMA Fayetteville	OLE MISS Little Rock	TULSA Fayetteville	VANDERBILT Fayetteville		LSU Fayetteville	MISSISSIPPI STATE Starkville	MISSOURI Columbia (Nov. 23)
AUBURN	WASHINGTON Atlanta	ALABAMA STATE Auburn	LSU Auburn	ARKANSAS Auburn	SOUTHERN MISS Auburn	MISSISSIPPI STATE Starkville	TENNESSEE Auburn	OLE MISS Oxford		TEXAS A&M Auburn	GEORGIA Athens	LIBERTY Auburn	ALABAMA Tuscaloosa
FLORIDA	CHARLESTON SOUTHERN Gainesville	KENTUCKY Gainesville	COLORADO STATE Gainesville	TENNESSEE Knoxville	MISSISSIPPI STATE Starkville	LSU Gainesville	VANDERBILT Nashville		GEORGIA Jacksonville	MISSOURI Gainesville	SOUTH CAROLINA Gainesville	IDAHO Gainesville	FLORIDA STATE Tallahassee
GEORGIA	AUSTIN PEAY Athens	SOUTH CAROLINA Columbia	MIDDLE TENNESSEE Athens	MISSOURI Columbia	TENNESSEE Athens	VANDERBILT Athens	LSU Baton Rouge		FLORIDA Jacksonville	KENTUCKY Lexington	AUBURN Athens	UMASS Athens	GEORGIA TECH Athens
KENTUCKY	CENTRAL MICHIGAN Lexington	FLORIDA Gainesville	MURRAY STATE Lexington	MISSISSIPPI STATE Lexington	SOUTH CAROLINA Lexington	TEXAS A&M College Station		VANDERBILT Lexington	MISSOURI Columbia	GEORGIA Lexington	TENNESSEE Knoxville	MIDDLE TENNESSEE Lexington	LOUISVILLE Louisville
LSU	MIAMI Arlington (Sept. 2)	SOUTHEASTERN LOUISIANA Baton Rouge	AUBURN Auburn	LOUISIANA TECH Baton Rouge	OLE MISS Baton Rouge	FLORIDA Gainesville	GEORGIA Baton Rouge	MISSISSIPPI STATE Baton Rouge		ALABAMA Baton Rouge	ARKANSAS Fayetteville	RICE Baton Rouge	TEXAS A&M College Station
OLE MISS	TEXAS TECH Houston	SOUTHERN ILLINOIS Oxford	ALABAMA Oxford	KENT STATE Oxford	LSU Baton Rouge	LOUISIANA- MONROE Oxford	ARKANSAS Little Rock	AUBURN Oxford		SOUTH CAROLINA Oxford	TEXAS A&M College Station	VANDERBILT Nashville	MISSISSIPPI STATE Oxford (Nov. 22)
MISSISSIPPI STATE	STEPHEN F. AUSTIN Starkville	KANSAS STATE Manhattan	LOUISIANA- LAFAYETTE Starkville	KENTUCKY Lexington	FLORIDA Starkville	AUBURN Starkville		LSU Baton Rouge	TEXAS A&M Starkville	LOUISIANA TECH Starkville	ALABAMA Tuscaloosa	ARKANSAS Starkville	OLE MISS Oxford (Nov. 22)
MISSOURI	UT MARTIN Columbia	WYOMING Columbia	PURDUE West Lafayette	GEORGIA Columbia		SOUTH CAROLINA Columbia, S.C.	ALABAMA Tuscaloosa	MEMPHIS Columbia	KENTUCKY Columbia	FLORIDA Gainesville	VANDERBILT Columbia	TENNESSEE Knoxville	ARKANSAS Columbia (Nov. 23)
SOUTH CAROLINA	COASTAL CAROLINA Columbia	GEORGIA Columbia	MARSHALL Columbia	VANDERBILT Nashville	KENTUCKY Lexington	MISSOURI Columbia, S.C.	TEXAS A&M Columbia		TENNESSEE Columbia	OLE MISS Oxford	FLORIDA Gainesville	CHATTANOOGA Columbia	CLEMSON Clemson
TENNESSEE	WEST VIRGINIA Charlotte	EAST TENNESSEE STATE Knoxville	UTEP Knoxville	FLORIDA Knoxville	GEORGIA Athens		AUBURN Auburn	ALABAMA Knoxville	SOUTH CAROLINA Columbia	CHARLOTTE Knoxville	KENTUCKY Knoxville	MISSOURI Knoxville	VANDERBILT Nashville
TEXAS A&M	NW STATE College Station (Aug. 30)	CLEMSON College Station	LOUISIANA- MONROE College Station	ALABAMA Tuscaloosa	ARKANSAS Arlington	KENTUCKY College Station	SOUTH CAROLINA Columbia		MISSISSIPPI STATE Starkville	AUBURN Auburn	OLE MISS College Station	UAB College Station	LSU College Station
VANDERBILT	MIDDLE TENNESSEE Nashville	NEVADA Nashville	NOTRE DAME South Bend	SOUTH CAROLINA Nashville	TENNESSEE STATE Nashville	GEORGIA Athens	FLORIDA Nashville	KENTUCKY Lexington	ARKANSAS Fayetteville		MISSOURI Columbia	OLE MISS Nashville	TENNESSEE Nashville

2018 SEC CHAMPIONSHIP GAME • DECEMBER 1 • MERCEDES-BENZ STADIUM • ATLANTA, GA.

SEC COACHES TELECONFERENCE

Dates: Every Wednesday (8/29 - 11/21)
Number: (877) 381-5694 (Confidential)
Replays: www.SECsports.com

Order of Appearance (All Times Central)

10:00 a.m. Ed Orgeron, LSU
 10:10 a.m. Kirby Smart, Georgia
 10:20 a.m. Dan Mullen, Florida
 10:30 a.m. Derek Mason, Vanderbilt
 10:40 a.m. Nick Saban, Alabama
 10:50 a.m. Jeremy Pruitt, Tennessee
 11:00 a.m. Chad Morris, Arkansas
 11:10 a.m. Will Muschamp, South Carolina
 11:20 a.m. Matt Luke, Ole Miss
 11:30 a.m. Jimbo Fisher, Texas A&M
 11:40 a.m. Mark Stoops, Kentucky
 11:50 a.m. Joe Moorhead, Mississippi State
 12:00 p.m. Barry Odom, Missouri
 12:10 p.m. Gus Malzahn, Auburn

SEC FOOTBALL WEEKLY MEDIA SERVICES

Sundays - Statistics, Standings (Early AM); Early Version of Release (Late PM)
 Mondays - Final Statistics (Early AM); Players of the Week (Mid to late AM);
 TV Selections (Mid to late AM)
 Tuesdays - Entire Release available via email/SECsports.com/CollegePressBox (Mid to late AM)
 Wednesdays - Football Coaches Media Teleconference (10 a.m. CT) / Available on
 SECsports.com(mid-PM)
 Thursdays/Fridays - Game previews/analysis on SECsports.com and SEC Network
 Saturdays - Post-game quotes, notes, books & stats available on CollegePressBox.com; Full
 gameday coverage at SECsports.com and on SEC Network

SEC COMMUNICATIONS STAFF

Herb Vincent, Associate Commissioner (hvincent@sec.org / @SECherbin)
Chuck Dunlap, Director (cdunlap@sec.org / @SEC_Chuck)
- Primary SEC Football Contact
 Craig Pinkerton, Director (cpinkerton@sec.org / @SEC_Craig)
 Tammy Wilson, Director (twilson@sec.org / @SEC_Tammy)
 B.C. Romano, Video Director (bcromano@sec.org)
Ben Beaty, Assistant Director (bbeaty@sec.org / @BenBeaty)
- Secondary Football Contact
 Jill Skotarczak, Assistant Director (jskotarczak@sec.org / @SEC_Jill)
 Ann Drinkard, Assistant Director - Social Media (adrinkard@sec.org / @anndrinkard)

Office Phone: (205) 458-3000 / Fax: (205) 458-3030

SEC FOOTBALL INFORMATION ON THE INTERNET

SECsports.com is the official website of the Southeastern Conference. Football information is updated regularly on the site including stats, standings, news and notes. The site also contains video highlights and features during the season.

Collegepressbox.com is the official media website for SEC football. Access and download weekly game notes, quotes, statistics, media guides, photos, logos and more for the conference and each of its 14 member schools throughout the season. Registration information will be distributed to accredited media or you may apply for access at
 www.collegepressbox.com/password.

The SEC also offers a media-only section on its website - www.secsportsmedia.com. The site houses all media information for the other 20 sports the SEC sponsors as well as logos, photos and credentialing for all SEC neutral-site championships, including the SEC Football Championship Game.

SEC FOOTBALL CONTACTS**ALABAMA - Josh Maxson**

jmaxson@ia.ua.edu
 Phone: (205) 348-3631
 Secondary Contact: Alex Thompson
 athompson@ia.ua.edu
 Phone: (205) 348-6084

ARKANSAS - Kyle Parkinson

kparkin@uark.edu
 Phone: (479) 387-4753
 Twitter: @TheOtherKP
 Secondary Contact: TBA

AUBURN - Shelly Poe

slp0019@auburn.edu
 Phone: (479) 575-7430
 Twitter: @shellypoe
Kirk Sampson
 kirk@auburn.edu
 Phone: (334) 844-9800
 Twitter: @AuburnSID

FLORIDA - Steve McClain

stevem@gators.ufl.edu
 Phone: (352) 317-8132
 Primary Contact: Will Pantages
 WillP@gators.ufl.edu
 Phone: (352) 275-3398
 Secondary Contact: Zach Dirlam
 ZachD@gators.ufl.edu
 Phone: (352) 262-3887

GEORGIA - Claude Felton

cfelton@sports.uga.edu
 Phone: (706) 542-1621
 Secondary Contact: Christopher Lakos
 clakos@sports.uga.edu
 Secondary Contact: Leland Barrow
 leland@sports.uga.edu

KENTUCKY - Susan Lax

Slax0@uky.edu
 Phone: (859) 257-3838
 Twitter: @slax0
Tony Neely
 tneely@uky.edu; Twitter: @tneel
 Secondary Contact: Evan Crane
 wesley.crane@uky.edu; @UKMR_Evan
 Secondary Contact: Matt May
 matt.may@uky.edu; @MattMayKY

LSU - Michael Bonnette

mbonnet@lsu.edu
 Phone: (225) 578-8226
 Twitter: @lsubonnette
 Secondary Contact: Brandon Berrio
 bberri1@lsu.edu

OLE MISS - Kyle Campbell

kyle@olemiss.edu
 Phone: (662) 915-7522
 Twitter: @CampbellKyle
 Secondary Contact: Brad Sheffield
 brads@olemiss.edu
 Phone: (662) 915-7526

MISSISSIPPI STATE - Bill Martin

bmartin@athletics.msstate.edu
 Phone: (662) 325-0967
 Twitter: @MSUBillMartin
 Secondary Contact: Brandon Langlois
 BLanglois@athletics.msstate.edu
 Phone: (662) 325-3141
 Tertiary Contact: Taylor Shirey
 TShirey@athletics.msstate.edu
 Phone: (662) 325-8040

MISSOURI - Chad Moller

mollerc@missouri.edu
 Phone: (573) 268-3110
 Twitter: @ChadMo1
 Secondary Contact: Shawn Davis
 davisshaw@missouri.edu
 (573) 268-4275
 Andrew Melroe
 melroea@missouri.edu
 651-343-3272

SOUTH CAROLINA - Steve Fink

finksc@mailbox.sc.edu
 Phone: (803) 777-7987
 Secondary Contact: Kent Reichert
 kentr2@mailbox.sc.edu
 Phone: (803) 777-5257
 Secondary Contact: Rob Walden
 waldenr2@mailbox.sc.edu
 Phone: (803) 777-7872

TENNESSEE - Zach Stipe

zstipe@tennessee.edu
 Phone: (865) 974-4167
 Twitter: @zachstipe
 Secondary Contact:
 Sean Barows
 sbarows@utk.edu
 Phone: 865-974-7478
 Secondary Contact:
 Maurice Williams
 mwilliams@tennessee.edu
 Phone: 865-974-8876

TEXAS A&M - Alan Cannon

acannon@athletics.tamu.edu
 Phone: (979) 845-5725
 Secondary Contact: Brad Marquardt
 bmarquardt@athletics.tamu.edu
 Secondary Contact: Matt Callaway
 mcallaway@athletics.tamu.edu

VANDERBILT - Larry Leathers

larry.leathers@vanderbilt.edu
 Phone: (615) 480-8226
 Secondary Contact: Andrew Pate
 andrew.pate@vanderbilt.edu
 Phone: (713) 387-9119

Primary Contacts in BOLD

SEC SCHOOL WEEKLY PRESS CONFERENCES (*Streamed live on SEC Network +*)

(Some schools may not have a press conference prior to open date weekend.)

ALABAMA – Game week Mondays at Noon CT in the Naylor Stone Media Room.

ARKANSAS – Game week Mondays at Noon CT in the press conference room inside the Fred W. Smith Football Center.

AUBURN – Game week Tuesdays 11:15 a.m. CT in Auburn Athletic Complex Auditorium. Also available via teleconference (same information as below).

FLORIDA – Game week Mondays in the pressbox of Ben Hill Griffin Stadium (Mullen - approx. 1 p.m. ET with players after). Video replay at FloridaGators.com/Watch.

GEORGIA – Game week Mondays from noon ET to 1 p.m. At Butts-Mehre team meeting room.

KENTUCKY – Game week Mondays at Noon ET in the Kroger Field Media Room.

LSU – Game week Mondays from 12:30 – 1:15 p.m. CT in Lawton Room in Tiger Stadium.

OLE MISS – Game week Mondays at 11:30 a.m. CT in Team Meeting Room of Manning Center.

MISSISSIPPI STATE – Game week Mondays at Noon CT in the media room on the third floor of the Leo Seal Jr. Football Complex.

MISSOURI – Game week Tuesdays at 12:30 p.m. CT in MATC Complex.

SOUTH CAROLINA – Game week Tuesdays at 12:30 p.m. ET, Media Interview Room, Williams-Brice Stadium.

TENNESSEE – Game week Mondays at Noon ET, Ray and Lucy Hand Digital Studio in Brenda Lawson Center.

TEXAS A&M – Game week Monday beginning around 11:30 am CT, Kyle Field Media Center. (Fisher will begin at 1 pm CT and will be streamed live at 12thMan.com)

VANDERBILT – Game week Tuesdays at Noon CT in the McGugin Center.

SEC SCHOOL WEEKLY TELECONFERENCES

(Contact school's SID office for additional teleconference information. Phone numbers are confidential and for media use only. Some schools may not have a teleconference prior to open date weekend.)

ALABAMA – Coach Saban participates in the weekly SEC media teleconference.

ARKANSAS – Coach Morris participates in the weekly SEC media teleconference.

AUBURN – Coach Malzahn participates in the weekly SEC media teleconference.

FLORIDA – Coach Mullen participates in the weekly SEC media teleconference.

GEORGIA – Coach Smart participates in the weekly SEC media teleconference.

KENTUCKY – Coach Stoops participates in the weekly SEC media teleconference.

LSU – Coach Orgeron participates in the weekly SEC media teleconference.

OLE MISS – Mondays at 11:30 a.m. CT at (515) 603-3158, code 839196# for Luke

MISSISSIPPI STATE – Coach Moorhead participates in the weekly SEC media teleconference.

MISSOURI – Coach Odom participates in the weekly SEC media teleconference.

SOUTH CAROLINA – Sundays 7 p.m. ET at 800-753-1965; Access code 777 1579 for Muschamp;

Muschamp participates in the weekly SEC media teleconference.

TENNESSEE – Coach Pruitt participates in the weekly SEC media teleconference.

TEXAS A&M – Coach Fisher participates in the weekly SEC media teleconference.

VANDERBILT – Coach Mason participates in the weekly SEC media teleconference.

SEC SCHOOL SATELLITE/FTP FEEDS

(Contact school's SID office for copyright and usage information. Some schools may not have a feed prior to open date weekend.)

ALABAMA – Weekly feeds available on FTP. For more information contact Christopher England (cengland@ia.ua.edu).

ARKANSAS – Weekly feeds available on FTP. Contact Michelle Glover (mgllover@uark.edu) or Eric Frey (ericfrey@uark.edu) for more information.

AUBURN – Weekly feeds available on FTP on Tuesdays. Contact Andy Young of AU Athletics Department at (334) 750-6306.

FLORIDA – For information on how to utilize UF's XOS Digital XChange, email Garreth Gutierrez of GatorVision at GarrethG@gators.ufl.edu Video will be updated each Monday by 4:00 p.m. ET during the season.

GEORGIA – Weekly following Monday press conferences, Tuesdays following post-practice interviews and following home games. Contact Kim Vachon, UGA sports communications office (kvachon@sports.uga.edu).

KENTUCKY – Weekly feeds available on FTP. Contact Susan Lax at UK Media Relations (slax0@uky.edu) for information.

LSU – Weekly feeds available via FTP each Monday after 4:30 p.m. CT. Contact Michael Bonnette at mbonnet@lsu.edu for details.

OLE MISS – Weekly feeds available on FTP. Contact Seth Austin at saustin@olemiss.edu for details.

MISSISSIPPI STATE – Weekly feeds available on FTP on Mondays. Please contact Bill Martin at bmartin@athletics.msstate.edu.

MISSOURI – Contact MU Media Relations for additional information.

SOUTH CAROLINA – Weekly feeds available on FTP. Contact Matt Freed at USC Athletics

Communications (mfreed@mailbox.sc.edu) for details.

TENNESSEE – Coach Pruitt's Monday press conference and weekly highlight feeds are available via FTP site. Contact Zach Stipe (zstipe@tennessee.edu) for FTP information.

TEXAS A&M – Weekly feeds available on FTP. Contact Matt Callaway (mcallaway@athletics.tamu.edu) for username and password information.

VANDERBILT – Contact VU Media Relations for additional information.

STUDENT-ATHLETE GAME WEEK INTERVIEWS

ALABAMA – Other than the Monday press conference attendees, players will be available before practice on Tuesdays or by specific request Monday-Wednesday. Consult weekly media schedule for times and locales.

ARKANSAS – Players will be available by request on Tuesday (offensive players only) and Wednesday (defensive players only) after practice. Please go through UA Communications Office to arrange interviews and check player availability.

AUBURN – Player interviews should be arranged through the Auburn Media Relations Office. The following are the opportunities for player interviews, including phone interviews: Sunday post-practice; Tuesday following Coach Gus Malzahn's press conference. Players are not available Wednesday-Friday.

FLORIDA – Players will be available on Monday at the weekly press conference and after practice in the Indoor Practice Facility. Players will also be available Tuesday after practice in the IPF. Todd Grantham (Monday) and John Hevesy (Tuesday) will be made available weekly after practice. Additional assistant coaches are available upon request.

GEORGIA – Players are available at the Monday noon press conference and after practice Tuesdays and Wednesdays.

KENTUCKY – Players available for interviews after practice on Tuesdays and Wednesdays.

LSU – Players are available for interviews following coaches press conference on Monday and before practice between 1 p.m. CT and 1:45 CT on Tuesday.

OLE MISS – Players available for interviews after practice on Tuesdays and Wednesdays.

MISSISSIPPI STATE – Players are available following Tuesday (offense) and Wednesday (defense) practices in the media room on the third floor of the Leo Seal Jr. Football Complex.

MISSOURI – Player interviews will be held post-practice on Tuesdays, which should end around 11 a.m. CT. Requested athletes and assistant coaches will be available as they come off the field.

Athlete/coach requests must be submitted to Chad Moller (mollercc@missouri.edu) by 10 a.m. each Monday.

SOUTH CAROLINA – Tuesdays after practice at Williams-Brice Stadium Requests for specific players should be submitted by 5 p.m. ET on Sunday.

TENNESSEE – Players are available at Monday press conference and on Tuesday at noon in Ray and Lucy Hand Digital Studio.

TEXAS A&M – Players are available at Monday media luncheon. Requests for specific players must be made 24 hours in advance to Alan Cannon (acannon@athletics.tamu.edu). No interviews after Wednesday of game week.

VANDERBILT – Select players are available for interviews after the Wednesday morning practice (approximately 10 am CT). Contact VU SID office to arrange interviews.

SCHOOL WEBSITES

ALABAMA – www.rolltide.com

ARKANSAS – www.arkansasrazorbacks.com

AUBURN – www.auburntigers.com

FLORIDA – www.FloridaGators.com

GEORGIA – www.georgiadogs.com

KENTUCKY – www.ukathletics.com

LSU – www.lsusports.net

OLE MISS – www.olemisssports.com

MISSISSIPPI STATE – www.HailState.com

MISSOURI – www.mutigers.com

SOUTH CAROLINA – www.gamecocksonline.com

TENNESSEE – www.utsports.com

TEXAS A&M – www.12thMan.com

(Media site: www.12thman.com/media)

VANDERBILT – www.vucommodores.com

WEEKLY DAY OFF

ALABAMA – Sunday

ARKANSAS – Monday

AUBURN – Monday (Sunday Week 2 Only)

FLORIDA – Sunday

GEORGIA – Sunday

KENTUCKY – Sunday

LSU – Sunday

OLE MISS – Monday

MISSISSIPPI STATE – Monday

MISSOURI – Monday

SOUTH CAROLINA – Monday

TENNESSEE – Sunday

TEXAS A&M – Sunday (After Sept. 4)

VANDERBILT – Monday

SEC IN THE POLLS

Associated Press (Oct. 21)

No.	Team	No. 1 Votes	Record
1	ALABAMA(61)	8-0	1525
2	Clemson	7-0	1454
3	Notre Dame	7-0	1400
4	LSU	7-1	1327
5	Michigan	7-1	1250
6	Texas	6-1	1186
7	GEORGIA	6-1	1136
8	Oklahoma	6-1	1065
9	FLORIDA	6-1	998
10	UCF	7-0	996
11	Ohio State	7-1	958
12	KENTUCKY	6-1	754
13	West Virginia	5-1	747
14	Washington State	6-1	692
15	Washington	6-2	677
16	TEXAS A&M	5-2	622
17	Penn State	5-2	528
18	Iowa	6-1	489
19	Oregon	5-2	450
20	Wisconsin	5-2	357
21	South Florida	7-0	291
22	NC State	5-1	186
23	Utah	5-2	180
24	Stanford	5-2	144
25	Appalachian State	5-1	79

Others (SEC Only): Auburn 5, Mississippi State 2.

USA Today Coaches' Poll (Oct. 21)

No.	Team	Record	Points
1	ALABAMA(60)	8-0	1548
2	Clemson(2)	7-0	1488
3	Notre Dame	7-0	1409
4	LSU	7-1	1352
5	Michigan	7-1	1228
6	GEORGIA	6-1	1207
7	Texas	6-1	1146
8	Oklahoma	6-1	1075
9	Ohio State	7-1	1030
10	UCF	7-0	1008
11	FLORIDA	6-1	968
12	West Virginia	5-1	794
13	Washington	6-2	729
14	KENTUCKY	6-1	689
15	Washington State	6-1	633
16	Penn State	5-2	606
17	TEXAS A&M	5-2	583
18	Iowa	6-1	447
19	Wisconsin	5-2	430
20	South Florida	7-0	390
21	Oregon	5-2	383
22	NC State	5-1	222
23	Stanford	5-2	180
24	Utah	5-2	107
25	Miami	5-2	95

Others (SEC Only): Mississippi State 18, Auburn 13, South Carolina 5.

College Football Playoff Rankings (Final 2017)
(2018 begins late October)

No.	Team	Record	Trend
1	Clemson	12-1	—
2	Oklahoma	12-1	1
3	GEORGIA	12-1	3
4	ALABAMA	11-1	1
5	Ohio State	11-2	3
6	Wisconsin	12-1	2
7	AUBURN	10-3	5
8	USC	11-2	2
9	Penn State	10-2	—
10	Miami	10-2	3
11	Washington	10-2	2
12	UCF	12-0	2
13	Stanford	9-4	1
14	Notre Dame	9-3	1
15	TCU	10-3	4
16	Michigan State	9-3	—
17	LSU	9-3	—
18	Washington State	9-3	—
19	Oklahoma State	9-3	—
20	Memphis	10-2	—
21	Northwestern	9-3	—
22	Virginia Tech	9-3	—
23	MISSISSIPPI STATE	8-4	—
24	NC State	8-4	—
25	Boise State	10-3	NR

SEC Nation on The SEC Network

SEC Nation's traveling pregame show, SEC Nation, is kicking off its fifth season in style with a jam-packed weekend that features two stops in less than 48 hours. On Thursday, Aug. 30 at 7 p.m. ET, SEC Nation will surround the start of the Jimbo Fisher era as Texas A&M hosts Northwestern State at Kyle Field, before heading to Romare Bearden Park in Charlotte, N.C. to highlight the Belk College Kickoff between West Virginia and Tennessee on Saturday, Sept. 1.

Saturday's show marks the first time SEC Nation has originated with a full presence from Charlotte, the home of the SEC Network, and only the third time the show has aired from a neutral site city during the regular season. SEC Nation presented by AT&T airs from 10 a.m. — Noon from uptown Charlotte, with special guests to be announced closer to kickoff.

"Two shows in three days is the perfect way to match our excitement for the start of the 2018 season," said Tom McCollum, ESPN senior coordinating producer. "After a fantastic start last month in Atlanta, we couldn't be more thrilled to kick off the regular season in College Station before welcoming the SEC Nation family to our home here in Charlotte."

The SEC Nation crew returns in full force, with host Laura Rutledge, analysts Paul Finebaum, Marcus Spears and Tim Tebow, and reporter Lauren Sisler rejoining the SEC Nation desk. Ryan McGee, senior writer for ESPN The Magazine, comes back as a contributor for 2018. For Saturday's show, Sisler will be reporting live from the 2018 Chick-fil-A Kickoff game in Atlanta between Washington and SEC West champion, Auburn.

Each show will include live reports, analysis and features surrounding the sights, sounds and storylines of SEC football, and will showcase the new SEC Nation demo field that debuted at the show's SEC Media Days stop in July. Also new for 2018 is the weekly series "SEC Shorts," which also had its premiere at SEC Media Days last month.

SEC Nation Schedule:

Date	Time (ET)	School/City
Thurs., Aug. 30	7 p.m.	Texas A&M/College Station
Sat., Sept. 1	10 a.m.	Tennessee/Charlotte
		Belk College Kickoff
Sat., Sept. 8	10 a.m.	South Carolina/Columbia
Sat., Sept. 15	10 a.m.	Ole Miss/Oxford
Sat., Sept. 22	10 a.m.	Alabama/Tuscaloosa
Sat., Sept. 29	10 a.m.	Mississippi State/Starkville
Sat., Oct. 6	10 a.m.	Florida/Gainesville
Sat., Oct. 13	10 a.m.	Auburn/Auburn
Sat., Oct. 20	10 a.m.	Tennessee/Knoxville
Sat., Oct. 27	10 a.m.	Jacksonville
		Florida vs. Georgia



[illegible]

School	Stadium(s)	Capacity	Games	100%+	Total Att.	Average Att.	Pct. of Capacity
Alabama	Bryant-Denny Stadium	101,821	4	2	405,608	101,402	99.59
Arkansas	Donald W. Reynolds Razorback (Fayetteville)	72,000	4	-	247,362	61,841	85.89
	War Memorial (Little Rock)	54,120	1	-	51,438	51,438	95.04
			5	-	298,800	59,760	90.47
Auburn	Pat Dye Field at Jordan-Hare Stadium	87,451	5	-	424,162	84,832	97.01
Florida	Steve Spurrier-Florida Field at Ben Hill Griffin Stadium	88,548	4	1	332,119	83,030	93.77
Georgia	Sanford Stadium	92,746	4	4	370,984	92,746	100.00
Kentucky	Kroger Field	61,000	5	1	274,742	54,948	90.08
LSU	Tiger Stadium	102,321	5	2	503,089	100,618	98.34
Ole Miss	Vaught-Hemingway/Hollingsworth Field	64,038	5	-	278,435	55,687	86.96
Miss. State	Davis Wade Stadium at Scott Field	61,337	4	1	229,035	57,259	93.35
Missouri	Memorial Stadium / Faurot Field	71,168	4	-	206,040	51,510	72.38
South Carolina	Williams-Brice Stadium	80,250	4	1	308,530	77,133	96.12
Tennessee	Neyland Stadium/Shields-Watkins Field	102,455	4	-	380,652	95,163	92.88
Texas A&M	Kyle Field	102,733	4	1	397,205	99,301	96.66
Vanderbilt	Vanderbilt Stadium	40,350	5	-	135,560	27,112	67.19
TOTALS		78,808	62	13 (21%)	4,543,989	73,290	93.00
Neutral Site Games	[Florida vs. Georgia, Jacksonville]						
	[Arkansas vs. Texas A&M, Arlington]	71,815	1	-	55,383	55,383	77.12
	[SEC Championship Game, Atlanta]						

<u>Team</u>	<u>Total</u>	<u>Pct.</u>	<u>vs. Non-SEC</u>	<u>Last Overtime Game</u>
Alabama	6-8	.429	0-1	Alabama 26, Georgia 23 (1) (2018)
Arkansas	12-7	.632	2-1	Texas A&M 50, Arkansas 43 (1) (2017)
Auburn	8-7	.533	5-2	Arkansas 54, Auburn 46 (4) (2015)
Florida	5-3	.625	1-0	Florida 20, Florida Atlantic 14 (1) (2015)
Georgia	8-6	.571	5-3	Alabama 26, Georgia 23 (1) (2018)
Kentucky	3-6	.333	1-2	Texas A&M 20, Kentucky 14 (1) (2018)
LSU	8-6	.571	1-0	Alabama 20, LSU 13 (1) (2014)
Ole Miss	6-8	.429	2-1	Arkansas 53, Ole Miss 52 (1) (2015)
Miss. State	5-5	.500	3-1	BYU 28, Mississippi State 21 (2) (2016)
Missouri	1-1	.500	0-0	S. Carolina 27, Missouri 24 (2) (2013)
South Carolina	2-4	.333	0-1	USF 46, South Carolina 39 (1) (2016)
Tennessee	14-6	.700	3-2	Tennessee 42, Georgia Tech 41 (2) (2017)
Texas A&M	6-0	1.000	1-0	Texas A&M 20, Kentucky 14 (1) (2018)
<u>Vanderbilt</u>	<u>3-6</u>	<u>.333</u>	<u>2-2</u>	<u>Vanderbilt 31, Western Kentucky 1 (1) (2016)</u>
TOTALS			24-16 (.600)	

<u>Number/OTs</u>	<u>Games</u>	<u>Last Game</u>
7	2	Arkansas 71, Kentucky 63 (2003)
6	1	Tennessee 41, Arkansas 38 (2002)
5	1	Tennessee 51, Alabama 43 (2003)
4	4	Arkansas 54, Auburn 46 (4) (2015)
3	5	Florida 36, Kentucky 30 (2014)
2	16	Georgia 54, Oklahoma 48 (2) (2017)
1	72	Texas A&M 20, Kentucky 14 (1) (2018)

First Overtime Game: Nov. 16, 1996 at Auburn (Georgia 56, Auburn 49 - 4 OT)
First Non-Conference Overtime Game: Aug. 30, 1997 at Oxford (Ole Miss 24, Central Florida 23)
Longest Current Consecutive Win Streaks in Overtime Games: 6 (Texas A&M)
Most Overtime Games in a Year: 12 (2014)

Statistical Comparisons



Vanderbilt (3-5, 0-4 SEC)
at Arkansas (2-6, 0-4 SEC)
 11 a.m. CT | SEC Network
 Series: Arkansas leads 2-2

Last Week
 Kentucky def. Vanderbilt 14-7
 Arkansas def. Tulsa 23-0

	Vanderbilt	Arkansas
Rushing Offense	141.1 (98)	172.1 (68)
Passing Offense	235.4 (65)	197.8 (101)
Total Offense	376.5 (88)	369.9 (94)
Scoring Offense	23.1 (112)	25.8 (90)
Rushing Defense	195.4 (102)	141.5 (47)
Passing Defense	212.8 (47)	267.8 (110)
Total Defense	408.1 (86)	409.3 (87)
Scoring Defense	24.4 (54)	32.3 (101)
Interceptions	5 (72)	5 (72)
Sacks	1.75 (92)	2.50 (46)
Tackles for loss	4.9 (112)	6.4 (53)
Turnover margin	0.25 (52)	-0.50 (100)

FBS rank in ()



Florida (6-1, 4-1 SEC)
vs. Georgia (6-1, 4-1 SEC)
 3:30 p.m. ET | CBS
 Series: Georgia leads 50-43-2

Last Week
 Florida: Bye
 Georgia: Bye

	Florida	Georgia
Rushing Offense	197.3 (39)	226.3 (22)
Passing Offense	211.0 (90)	235.6 (64)
Total Offense	408.3 (66)	461.9 (26)
Scoring Offense	34.4 (35)	39.0 (18)
Rushing Defense	163.1 (73)	136.3 (40)
Passing Defense	160.1 (6)	174.3 (15)
Total Defense	323.3 (22)	310.6 (17)
Scoring Defense	16.6 (15)	16.3 (13)
Interceptions	7 (34)	4 (97)
Sacks	3.00 (18)	1.29 (115)
Tackles for loss	7.4 (28)	4.0 (118)
Turnover margin	1.29 (7)	0.29 (43)

FBS rank in ()



Kentucky (6-1, 4-1 SEC)
at Missouri (4-3, 0-3 SEC)
 4 p.m. ET | SEC Network
 Series: Kentucky leads 5-3

Last Week
 Kentucky def. Vanderbilt 14-7
 Missouri def. Memphis 65-33

	Kentucky	Missouri
Rushing Offense	231.6 (19)	200.1 (37)
Passing Offense	127.3 (123)	301.0 (18)
Total Offense	358.9 (101)	501.1 (12)
Scoring Offense	27.1 (79)	38.6 (20)
Rushing Defense	112.0 (17)	131.6 (35)
Passing Defense	189.9 (31)	287.4 (121)
Total Defense	301.9 (12)	419.0 (96)
Scoring Defense	12.9 (2)	30.9 (91)
Interceptions	7 (34)	4 (97)
Sacks	2.86 (29)	1.57 (105)
Tackles for loss	6.0 (67)	6.0 (67)
Turnover margin	0.29 (43)	-0.29 (87)

FBS rank in ()



Texas A&M (5-2, 3-1 SEC)
at Mississippi State (4-3, 1-3 SEC)
 6 p.m. CT | ESPN
 Series: Mississippi State leads 6-5

Last Week
 Texas A&M: Bye
 LSU def. Mississippi State 19-3

	Texas A&M	Mississippi State
Rushing Offense	204.3 (35)	235.0 (16)
Passing Offense	282.4 (23)	171.3 (110)
Total Offense	486.7 (14)	406.3 (69)
Scoring Offense	32.3 (46)	27.0 (81)
Rushing Defense	81.6 (4)	114.6 (21)
Passing Defense	241.7 (91)	167.9 (10)
Total Defense	323.3 (22)	282.4 (6)
Scoring Defense	20.6 (29)	13.6 (4)
Interceptions	3 (113)	6 (58)
Sacks	2.43 (49)	2.71 (34)
Tackles for loss	6.3 (56)	8.0 (15)
Turnover margin	-0.71 (108)	0.0 (66)

FBS rank in ()



Tennessee (3-4, 1-3 SEC)
at South Carolina (3-3, 2-3 SEC)
 7:30 p.m. ET | SEC Network
 Series: Tennessee leads 25-9-2

Last Week
 Alabama def. Tennessee 58-21
 South Carolina: Bye

	Tennessee	South Carolina
Rushing Offense	140.7 (99)	153.7 (86)
Passing Offense	209.9 (92)	250.3 (49)
Total Offense	350.6 (109)	404.0 (71)
Scoring Offense	25.9 (88)	28.8 (66)
Rushing Defense	162.0 (71)	179.2 (89)
Passing Defense	223.1 (61)	199.2 (36)
Total Defense	385.1 (63)	378.3 (61)
Scoring Defense	30.0 (89)	25.8 (64)
Interceptions	5 (72)	5 (72)
Sacks	1.71 (94)	1.67 (102)
Tackles for loss	5.1 (99)	6.5 (49)
Turnover margin	-0.14 (78)	-0.83 (113)

FBS rank in ()

2018 SEC PLAYERS OF THE WEEK

OFFENSIVE	DEFENSIVE	SPECIAL TEAMS
<p>TUA TAGOVAILOA, QB, ALABAMA</p> <ul style="list-style-type: none"> •Sophomore QB accounted for 312 yards of total offense and four touchdowns while playing just 50 plays in the game. •Completed 65.6 percent of his passes (19 of 29) for 306 yards and four touchdowns, including nine straight completions before he left the game. •Has not played a snap in the fourth quarter this season, and only played one drive into the third quarter against the Volunteers. •Tagovailoa led Alabama to touchdowns on 7-of-9 drives against Tennessee and 41-of-64 drives this season (64.1 percent). •Posted a passer rating of 199.7 against Tennessee and leads the nation with a 238.8 passer rating for the season while also ranking first in yards per completion (19.31) and yards per attempt (13.59). •Twelve of his 19 completions went for at least 10 yards while 14 passes converted first downs. •He completed touchdown throws of 77, 41, 11 and 9 yards. 	<p>GRANT DELPIT, S, LSU</p> <ul style="list-style-type: none"> •Led LSU with 10 tackles to go with a sack for an 8-yard loss and a pair of interceptions in the 19-3 win over Mississippi State. •His sack came on fourth-and-three at the LSU 37 to end that third quarter drive, while his second interception came at LSU 5-yard line late in fourth quarter. •Overall, defensive leader that helped hold the Bulldogs to 260 total yards, including 59 through the air ... Mississippi State was 2-of-14 on third-down opportunities. •After giving up a field goal on State's second possession, the Bulldogs' final 11 possessions of the game ended with 7 punts, three interceptions and a turnover on downs. 	<p>COLE TRACY, PK, LSU</p> <ul style="list-style-type: none"> •Kicked four field goals on four attempts in LSU's 19-3 win over No. 22 Mississippi State. •Ran his streak to 12 straight field goals without a miss ... Field goals came from 25, 38, 29 and 40 yards. •First player in LSU history to kick 9 field goals in a two-game span (tied school-record with 5 field goals last week vs. Georgia). •Is now 21-of-23 for the season and hasn't missed a kick inside the 50-yard line in 2018 (two misses are from 53 yards) ... Leads nation in field goals (21).
OFFENSIVE LINEMAN	DEFENSIVE LINEMAN	FRESHMAN
<p>GEORGE ASAFO-ADJEI, OT, KENTUCKY</p> <ul style="list-style-type: none"> •Graded at 89 percent in Kentucky's 14-7 win over Vanderbilt. •Had three knockdown blocks and 23 blocks at the point of attack. •Played every offensive snap without an assignment error; also did not have any penalties or allow any quarterback sacks or pressures. •Helped Benny Snell rush for 169 yards, including a key block on Snell's game-winning seven-yard touchdown run. 	<p>NICK COE, DL, AUBURN</p> <ul style="list-style-type: none"> •Recorded five tackles including 3.5 quarterback sacks (minus 16 yards) and 3.5 tackles for loss (minus 16 yards). •Coe's 3.5 sacks were the most by an Auburn player since 2006 (Quentin Groves, 3.0 vs. Florida). •All of his tackles were third (4) or fourth (1) down stops. •Led all defensive players with 42 production points. •Part of an Auburn defense that held an explosive Ole Miss offense to 25 points less and 103 yards less than their season average entering the game (scored 16 points, came in averaging 41.6; 447 yards of offense, came in averaging 550.9). 	<p>JALEN KNOX, WR, MISSOURI</p> <ul style="list-style-type: none"> •Caught 5 passes for 104 yards and a touchdown to help spark Mizzou to a 65-33 win over Memphis which broke a three-game losing streak for the Tigers. •Touchdown came on a 44-yarder in the 2nd quarter that extended Mizzou's lead from 27-17 to 34-17, and gave the Tigers some breathing room after Memphis had minutes earlier closed to 21-17. •This marked his second 100-yard receiving game of the season, adding to his 110-yard, one-touchdown game earlier in the year at Purdue. •Knox is second in the SEC, and fifth nationally among all freshmen with his 384 receiving yards through games of Oct. 20th. He has 20 receptions in all for 384 yards and 3 scores. •Knox is performing at a high level with added pressure on him, as he's been forced into the number-one receiver role, due to injuries to senior starters Emanuel Hall and Nate Brown which have kept them out for the past three games.

OTHER OUTSTANDING PERFORMANCES LAST WEEK

MCTELVIN AGIM, DL (Arkansas) -- Seven tackles, two solo; 2.0 sacks for 11 yards; 3.5 tackles for loss for 18 yards; three quarterback hurries in 23-0 win over Tulsa...First multi-sack game of his career -- first by a Razorback since Deatrich Wise in 2015...Career-high 3.5 tackles for loss -- most by a Razorback this season...His second of three quarterback hurries resulted in an Arkansas interception of Tulsa's Seth Boomer in the second quarter to help keep the Golden Hurricane off the scoreboard...Instrumental in Arkansas' first shutout since 2014.

JATARVIOUS WHITLOW, RB (Auburn) --Rushed for a career-high 170 yards on 19 attempts (8.9 ypa) with a team-high four receptions for 38 yards and a touchdown...His 170 yards were the sixth most in school history by a freshman in a game, and most by a Tiger rookie in a SEC game since Michael Dyer in 2010 (180 yds vs. Ole Miss)...His 54-yard run in the third quarter was the longest by an Auburn freshman running back in an SEC game since 2005 (Tristan Davis, 75 yard run vs. Kentucky).

DESHAUN DAVIS, LB (Auburn) --Tied a career-high with a game-high 13 tackles -- his ninth career double-figure tackles game. Also has one tackle for loss (minus 1 yard) and one PBU...Moved into 10th in career tackles at Auburn (press box stats era, since 2000), passing Travis Williams, Jermaine Whitehead and Karlos Dansby....Part of an Auburn defense that held an explosive Ole Miss offense to 25 points less and 103 yards less than their season average entering the game (scored 16 points, came in averaging 41.6; 447 yards of offense, came in averaging 550.9).

BENNY SNELL, RB (Kentucky) -- Rushed 32 times for 169 yards and the game-winning touchdown in Kentucky's 14-7 win over Vanderbilt...Tied at 7 in the fourth quarter, Snell ran for 74 of the 80 yards in UK's game-winning drive, tallying the game-winner from seven yards out...The SEC's leading rusher, he notched

his fourth 100-yard game of the season...Has 16 100-yard games in his career, only two shy of the school record...Added to his UK career-record total of 41 touchdowns and moved into third place in UK career scoring (248 points).

JOSH ALLEN, LB (Kentucky) -- Totaled eight tackles, two quarterback sacks (-13 yards), caused a fumble and had a pass breakup in Kentucky's 14-7 win over Vanderbilt...With the game on the line, he played a key role in two huge defensive stops -- a fumble and a turnover on downs -- in the fourth quarter...For the second time this season, he caused a fumble on the opponent's final possession that clinched the win for UK.

ALBERT OKWUEGBUNAM, TE (Missouri) --Caught 6 passes for a career-high 159 yards and 3 touchdowns to help lead the way in Mizzou's 65-33 win over Memphis which broke a three-game losing streak for the Tigers...His touchdowns came from 58 yards out, 47 yards out and 23 yards out, and they were all big momentum plays, as each one came following a Memphis score... Memphis had scored 17-straight points before that, but his score erased that momentum and was the first of three unanswered TDs by Mizzou that took the lead to 41-17...His second score, from 47 yards out, came on a similar play with just 1:07 before halftime and it gave Mizzou a 48-20 lead which they would take into the lockerroom. His last score answered a Memphis TD in the 3rd quarter and a 55-27 lead with 4:26 left in the quarter...

JORDAN GRIFFIN, LB (Vanderbilt) -- Griffin registered a game-high 18 total tackles and recovered two fumbles in Vanderbilt's 14-7 loss at No. 14 Kentucky... It was the second consecutive 18-tackle performance in conference play for the senior linebacker...Griffin is the SEC leader with 43 solo tackles and 86 total tackles. He is tied for third in the league with two fumble recoveries...Griffin's 54 tackles in four conference games (13.5 per game) also ranks all SEC defenders.

SEC FOOTBALL PLAYERS OF THE WEEK

2018 SEASON

Week 1 (Games of Aug. 30 - Sept. 2): Offense - Scottie Phillips, RB, Ole Miss; Defense - Darrell Williams, LB, Auburn; Jacob Phillips, LB, LSU; Special Teams - Luke Logan, PK, Ole Miss; Cole Tracy, PK, LSU; Offensive Lineman - Greg Little, OL, Ole Miss; Defensive Lineman - Nick Coe, DL, Auburn; Quinnen Williams, DL, Alabama; Freshman - Jaylen Waddle, WR/PR, Alabama.

Week 2 (Games of Sept. 8): Offense - Kylin Hill, RB, Mississippi State; Defense - Josh Allen, LB, Kentucky; Special Teams - Rodrigo Blankenship, PK, Georgia; Offensive Lineman - Jervontius "Bunchy" Stallings, OG, Kentucky; Defensive Lineman - Montez Sweat, DE, Mississippi State; Freshman - Bryce Thompson, DB, Tennessee.

Week 3 (Games of Sept. 15): Offense - Joe Burrow, QB, LSU; Defense - Christian Miller, LB, Alabama; Special Teams - Cole Tracy, PK, LSU; Offensive Lineman - Elgton Jenkins, C, Mississippi State; Defensive Lineman - Jabari Zuniga, DL, Florida; Freshman - Jalen Knox, WR, Missouri.

Week 4 (Games of Sept. 22): Offense - Tua Tagovailoa, QB, Alabama; Defense - Josh Allen, LB, Kentucky; Special Teams - Noah Igbinoghene, KR, Auburn; Offensive Lineman - Jervontius "Bunchy" Stallings, OG, Kentucky; Defensive Lineman - Isaiah Buggs, DE, Alabama; Javon Kinlaw, DT, South Carolina; Freshman - Dameon Pierce, RB, Florida.

Week 5 (Games of Sept. 29): Offense - Joe Burrow, QB, LSU; Defense - Josh Allen, LB, Kentucky; Special Teams - Braden Mann, P, Texas A&M; Offensive Lineman - George Asafo-Adjei, OT, Kentucky; Defensive Lineman - Jachai Polite, DL, Florida; Freshman - Evan McPherson, PK, Florida.

Week 6 (Games of Oct. 6): Offense - Nick Fitzgerald, QB, Mississippi State; Defense - Vosean Joseph, LB, Florida; Special Teams - Parker White, PK, South Carolina; Braden Mann, P/KOS, Texas A&M; Offensive Lineman - Ross Pierschbacher, C, Alabama; Defensive Lineman - Montez Sweat, DL, Mississippi State; Freshman - Jaycee Horn, DB, South Carolina.

Week 7 (Games of Oct. 13): Offense - Jordan Ta'amu, QB, Ole Miss; Jarrett Guarantano, QB, Tennessee; Defense - Devin White, LB, LSU; Special Teams - Cole Tracy, PK, LSU; Offensive Lineman - Jedrick Wills Jr., RT, Alabama; Defensive Lineman - Kyle Phillips, DE, Tennessee; Freshman - Evan McPherson, K, Florida.

Week 8 (Games of Oct. 20): Offense - Tua Tagovailoa, QB, Alabama; Defense - Grant Delpit, S, LSU; Special Teams - Cole Tracy, PK, LSU; Offensive Lineman - George Asafo-Adjei, OT, Kentucky; Defensive Lineman - Nick Coe, DL, Auburn; Freshman - Jalen Knox, WR, Missouri.

2017 SEASON

Week 1 (Games of Aug. 31-Sept. 4): Offense - Drew Lock, QB, Missouri; Defense - Shaun Dion Hamilton, LB, Alabama; Special Teams - Deebo Samuel, WR/KR, South Carolina; Offensive Lineman - Garrett Brumfield, OG, LSU; Defensive Lineman - Denzil Ware, DE/LB, Kentucky; Freshman - Chase Hayden, RB, Arkansas.

Week 2 (Games of Sept. 9): Offense - Shea Patterson, QB, Ole Miss; Defense - Lorenzo Carter, LB, Georgia; Special Teams - Deebo Samuel, WR/KR, South Carolina; Offensive Lineman - Matt Womack, OL, Alabama; Defensive Lineman - Jeffery Simmons, DL, Mississippi State; Freshman - Ty Chandler, KR, Tennessee.

Week 3 (Games of Sept. 16): Offense - Nick Fitzgerald, QB, Mississippi State; Defense - Derrick Baity Jr., CB, Kentucky; LaDarius Wiley, S, Vanderbilt; Special Teams - Austin MacGinnis, PK, Kentucky; Offensive Lineman - Darryl Williams, OL, Mississippi State; Defensive Lineman - Jeffery Simmons, DL, Mississippi State; Freshman - C.J. Henderson, DB, Florida.

Week 4 (Games of Sept. 23): Offense - Damien Harris, RB, Alabama; Defense - Cece Jefferson, DL, Florida; Special Teams - Christian Kirk, WR/KR, Texas A&M; Offensive Lineman - Ross Pierschbacher, OL, Alabama; Defensive Lineman - Marlon Davidson, DL, Auburn; Freshman - Jake Fromm, QB, Georgia.

Week 5 (Games of Sept. 30): Offense - Nick Chubb, RB, Georgia; Jarrett Stidham, QB, Auburn; Defense - Levi Wallace, DB, Alabama; Special Teams - Josh Paschal, DE, Kentucky; Offensive Lineman - Brett Heggie, OL, Florida; Defensive Lineman - Landis Durham, DE, Texas A&M; Freshman - Malik Davis, RB, Florida; Nick Coe, DL, Auburn.

Week 6 (Games of Oct. 7): Offense - Kerryon Johnson, RB, Auburn; Defense - Minkah Fitzpatrick, DB, Alabama; Devin White, LB, LSU; Special Teams - Daniel Carlson, PK, Auburn; Offensive Lineman - Isaiah Wynn, LT, Georgia; Defensive Lineman - D.J. Wonnum, DL, South Carolina; Freshman - Lynn Bowden, WR/KR, Kentucky.

Week 7 (Games of Oct. 14): Offense - DJ Chark, WR/PR/, LSU; Shea Patterson, QB, Ole Miss; Defense - Devin White, LB, LSU; Special Teams - Daniel LaCamera, PK, Texas A&M ; Offensive Lineman - Jonah Williams, OL, Alabama; Defensive Lineman - Marquis Haynes, DE, Ole Miss; D.J. Wonnum, DL, South Carolina; Freshman - Jake Fromm, QB, Georgia.

Week 8 (Games of Oct. 21): Offense - Derrius Guice, RB, LSU; Defense - Levi Wallace, DB, Alabama; Jeff Holland, DE, Auburn; Special Teams - Connor Culp, PK, LSU ; Offensive Lineman - Deion Calhoun, RG, Mississippi State; Defensive Lineman - Montez Sweat, DE, Mississippi State; Freshman - Nick Coe, DL, Auburn; Albert Okwuegbunam, TE, Missouri.

Week 9 (Games of Oct. 28): Offense - Nick Fitzgerald, QB, Mississippi State; Benny Snell Jr., RB, Kentucky; Defense - Jordan Jones, LB, Kentucky; J.R. Reed, DB, Georgia; Special Teams - De'Vion Warren, WR/KR, Arkansas ; Offensive Lineman - Alan Knott, C, South Carolina; Defensive Lineman - Montez Sweat, DL, Mississippi State; Freshman - Cole Kelley, QB, Arkansas.

Week 10 (Games of Nov. 4): Offense - Jordan Ta'amu, QB, Ole Miss; Defense - Ronnie Harrison, DB, Alabama; Anthony Sherrills, S, Missouri; Special Teams - JK Scott, P, Alabama ; Offensive Lineman - Braden Smith, RG, Auburn; Defensive Lineman - Josiah Coatney, DL, Ole Miss; Freshman - DK Metcalf, WR, Ole Miss; Aidan Marshall, P, Auburn.

Week 11 (Games of Nov. 11): Offense - Kerryon Johnson, RB, Auburn; Defense - Devin White, LB, LSU; Special Teams - Daniel Carlson, PK, Auburn ; Offensive Lineman - Casey Dunn, C, Auburn ; Defensive Lineman - Denzil Ware, DE/LB, Kentucky; Marcell Frazier, DL, Missouri; Freshman - Nick Starkel, QB, Texas A&M; Larry Rountree III, RB, Missouri.

Week 12 (Games of Nov. 18): Offense - Nick Chubb, RB, Georgia; Defense - Derrick Tucker, S, Texas A&M ; Special Teams - Zach Von Rosenberg, P, LSU ; Offensive Lineman - JC Hassenauer, OL, Alabama; Defensive Lineman - Montez Sweat, DL, Mississippi State; Marcell Frazier, DL, Missouri; Freshman - Albert Okwuegbunam, TE, Missouri.

Week 13 (Games of Nov. 23-25): Offense - Jarrett Stidham, QB, Auburn; Drew Lock, QB, Missouri Defense - Devin White, LB, LSU ; Special Teams - Gary Wunderlich, K, Ole Miss ; Offensive Lineman - Greg Little, OL, Ole Miss; Bruno Reagan, OL, Vanderbilt; Defensive Lineman - Nick Coe, DL, Auburn; Freshman - Jake Fromm, QB, Georgia.

SEC FOOTBALL NOTES

SEC FOOTBALL INSTANT REPLAY STATISTICS

	Games Using SEC Replay	Play Stoppages	Plays Overturned	Average Length of Review
2005	77	66	17 (25.76%)	1:53
2006	89	123	29 (23.58%)	1:41
2007	87	139	38 (27.34%)	1:36
2008	85	122	39 (31.97%)	1:24
2009	85	115	28 (24.35%)	1:26
2010	85	119	37 (31.09%)	1:36
2011	86	95	36 (37.89%)	1:37
2012	101	138	52 (37.68%)	1:28
2013	101	146	54 (36.99%)	1:22
2014	101	166	62 (37.35%)	1:28
2015	103	203	76 (37.44%)	1:22
2016	98	219	93 (42.47%)	1:28
2017	102	211	93 (44.08%)	1:17
TOTALS	1102	1643	560 (34.08%)	

2018 INSTANT REPLAY STATISTICS

	Games Using SEC Replay	Play Stoppages	Plays Overturned	Average Length of Review
Week 1	9	21	8 (38.10%)	0:57
Week 2	10	18	9 (50.00%)	1:23
Week 3	9	21	9 (42.86%)	1:01
Week 4	8	20	5 (25.00%)	1:06
Week 5	8	19	11 (57.89%)	1:10
Week 6	7	21	16 (76.19%)	1:09
Week 7	6	17	7 (41.18%)	0:55
Week 8	6	12	4 (33.33%)	1:09
Week 9				
Week 10				
Week 11				
Week 12				
Week 13				
SECCG				
TOTALS	63	153	75 (49.02%)	1:07

THIS IS SEC FOOTBALL

- The SEC became the first conference to advance two teams to the College Football Playoff last season, as both Georgia and Alabama earned Playoff spots.
- With Georgia and Alabama both earning victories in the CFP Semifinals, the national championship game featured two SEC teams for the second time in the last seven seasons.
- In the stands, the SEC remained the national leader in attendance, with one million overall and 10,000 per game more than next closest conference.
- Since Florida in January 2009, five different teams from the SEC have played for the national championship. Four of those five have multiple appearances and at least one victory since 2007.
- For the 11th time in the last 12 seasons, a team from the SEC has now advanced to the national championship game. The SEC has won nine of those 11 contests, with the two losses coming in the game's final seconds.
- The All-SEC College Football Playoff Final between Alabama and Georgia was the second most-watched event in the history of cable television with 28.4 million viewers. It was also the second most-watched national championship game since the event went to cable for the 2010 season.
- Not counting games versus each other, the SEC IS 5-2 all-time in College Football Playoff games, playing in three of the four championship games (winning two of the four).
- The SEC Championship on December 2 was the highest-rated college football game nationally of the regular season. The game earned an 8.0 rating and 13.5 million viewers on CBS, up 21% in ratings and viewership from last year (6.6, 11.1M) and up 3% and 6% respectively from 2015 (7.8, 12.8M). It was the highest rated and most-watched SEC Championship since 2013.
- For the ninth consecutive year the SEC ON CBS was the highest-rated regular season college football package on any network. CBS Sports' national coverage of SEC football averaged a national household rating/share of 3.0/7 topping all other networks. The 2017 SEC ON CBS season averaged more viewers than any college football network package with an average of 5.0 million viewers. The 17-game SEC ON CBS slate delivered the two most-watched and two highest-rated games of the season on any network, with the SEC Championship on Dec. 2 (8.0/18; 13.5 million viewers) and the Iron Bowl on Nov. 25 (7.6/17; 13.7 million viewers).

2018 SEC FOOTBALL VIDEO REPLAY

THE OBJECTIVE

To allow for specific types of officiating calls to be immediately reviewed during all games hosted by SEC teams.

THE COACHES' CHALLENGE

The head coach may challenge the ruling of any reviewable play. He retains a challenge if his initial challenge is successful and thus results in a reversal by the replay official. The head coach will then have a single challenge that he may use anytime during the game if his team has not used all its timeouts. Thus a team may have a total of two challenges in the game, but only if the first results in a reversal of the on-field ruling. A head coach may not challenge an on-field ruling if all of the team's timeouts have been used for that half or extra period.

THE SOURCE

All reviewable video comes direct from either the television network broadcasting the game or other TV production facilities that meet established conference standards and the coach's high end zone and high 50 yard line cameras. The coach's video is also made available to the TV producer. The Southeastern Conference has used instant replay since 2005.

THE PLAYS

Scoring Plays

Reviewable plays involving a potential score include:

- A potential touchdown or safety. [Exception: Safety by penalty for fouls that are not specifically reviewable with the exception of the location of the passer when an intentional grounding foul results in a safety.]
- Field goal attempts if and only if the ball is ruled (a) below or above the crossbar or (b) inside or outside the uprights when it is lower than the top of the uprights. If the ball is higher than the top of the uprights as it crosses the end line, the play may not be reviewed.

Passes

Reviewable plays involving passes include:

- Pass ruled complete, incomplete or intercepted anywhere in the field of play or an end zone.
- Forward pass touched by a player (eligible or ineligible) or an official, including whether the touching is behind or beyond the line of scrimmage.
- Forward pass or forward handing when a ball carrier is or has been beyond the neutral zone.
- A forward pass or forward handing after a change of team possession.
- Pass ruled forward or backward when thrown from behind the neutral zone.
 - If the pass is ruled forward and is incomplete, the play is reviewable only if the ball goes out of bounds or if there is clear recovery of a loose ball in the immediate continuing football action after the loose ball or if the ball is out of bounds. If the replay official does not have indisputable video evidence as to which team recovers, the ruling of incomplete pass stands.
 - If the replay official reverses an incomplete forward pass ruling and the ball is recovered, it belongs to the recovering team at the spot of the recovery and any advance is nullified.

Dead Ball and Loose Ball

Reviewable plays involving potential dead balls and loose balls include:

- Loose ball by a potential passer ruled a fumble.
- Loose ball by a passer ruled incomplete forward pass when there is clear recovery in the immediate continuing action after the loose ball.
 - If the replay official does not have indisputable video evidence as to which team recovers, the ruling of incomplete pass stands.
 - If the replay official rules fumble, the ball belongs to the recovering team at the spot of the recovery and any advance is nullified.
- Live ball not ruled dead in possession of a ball carrier.

2018 SEC Football

d. Loose ball ruled dead (Rule 4-1-2-b-2), or live ball ruled dead in possession of a ball carrier when the clear recovery of a loose ball occurs in the immediate continuing football action.

1. If the ball is ruled dead and the replay official does not have indisputable video evidence as to which team recovers, the dead-ball ruling stands.

2. If the replay official rules that the ball was not dead, it belongs to the recovering team at the spot of the recovery and any advance is nullified.

e. Ball carrier's forward progress, spot of fumble, or spot of out of bounds backward pass, with respect to a first down or the goal line.

f. Catch or recovery of a fumble by a Team A player other than the fumbler before any change of possession during fourth down or a try.

g. Ball carrier in or out of bounds. If a ball carrier is ruled out of bounds, the play is not reviewable, except as in Rules 12-3-1-a and 12-3-3-d.

h. Catch, recovery or touching of a loose ball by a player in bounds or out of bounds.

i. A loose ball touching on or beyond a sideline, goal line, or end line, touching a pylon, or breaking the plane of a goal line.

j. Catch or recovery of a loose ball in the field of play or an end zone.

k. Forward fumble that goes out of bounds with respect to a first down.

l. Live ball declared dead under Rule 4-1-2-b-2 and b-3 (inadvertent whistle).

Kicks

Reviewable plays involving kicks include:

a. Touching of a kick.

b. Player beyond the neutral zone when kicking the ball.

c. Kicking team player advancing a ball after a potential muffed kick/fumble by the receiving team.

d. Scrimmage kick crossing the neutral zone.

e. Blocking by Team A players before they are eligible to touch the ball on an on-side kick.

Targeting

a. All targeting fouls shall be reviewed. The review includes all aspects of the targeting foul to ascertain whether there is at least one indicator of targeting action.

b. The Replay Official may create a targeting foul, but only when the targeting action is clear and obvious and the foul is not called by the officials on the field. Such a review may not be initiated by a coach's challenge.

Miscellaneous

Situations that may be addressed by the replay official:

a. The number of players on the field for either team during a live ball.

b. Clock adjustment and status when a ruling is reviewed.

c. With less than one minute in either half and a replay review results in the on-field ruling being reversed, and the correct ruling would not have stopped the game clock, then the clock will be reset to the time the ball is declared dead by replay. The referee will subtract 10 seconds from the game clock and the game clock will start on the referee's signal. Either team may use a team timeout to avoid the runoff.

d. Clock adjustment at the end of any quarter. If at the end of any quarter the game clock expires, either during a down in which it should be stopped by rule through play when the ball becomes dead or following the down upon a request for an available team timeout, the replay official may restore time only under these conditions:

1. The replay official has indisputable video evidence that time should have remained on the game clock when the ball became dead or when the team timeout was granted;

2. In the second and fourth quarters only, the team in possession when the ball became dead would next put the ball in play from scrimmage (not the try);

3. In the fourth quarter only, either the score is tied or the team that will next snap the ball is behind by eight points or fewer; and

4. The replay official's video evidence includes the timeout signal by an official in the case where the game clock should have stopped for a requested team timeout.

e. Correcting the number of a down.

1. This includes the result of a penalty enforcement that includes an automatic first down or loss of down.

2. The correction may be made at any time within that series of downs or before the ball is legally put in play after that series.

f. Any person who is not a player interfering with live-ball action occurring in the field of play (Rule 9-2-3).

g. An injured player at the initiation of the medical observer.

Limitations on Reviewable Plays

No other plays or officiating decisions are reviewable. However, the replay official may correct egregious errors, including those involving the game clock, whether or not a play is reviewable. This excludes fouls that are not specifically reviewable (Reviewable fouls: Rules 12-3-2-c and d, 12-3-4-b and -e and 12-3-5-a).

Reviewable Fouls

The following plays are reviewable and the replay official may create a foul when there is no call by the on-field officials:

a. Player making a forward pass or forward handoff when beyond the neutral zone or after a change of possession.

b. Player beyond the neutral zone when kicking the ball.

c. Blocking by Team B players before they are eligible to touch the ball on an onside kick.

d. The number of players on the field for either team during a live ball.

e. Illegal touching of a forward pass by an originally eligible receiver who has gone out of bounds.

f. Player who is out of bounds touching a free kick that had not been touched inbounds.

g. Forward pass that becomes illegal as a second pass after an on-field ruling of a backward pass is reversed.

h. A clear, obvious and egregious targeting foul.

THE PROCESS

Each SEC football stadium has a secured replay booth equipped with the HD Instant Replay system provided by DVSPORT. Three individuals work in the booth for the duration of the game: 1. Replay Official, 2. Communicator, 3. Technician. The Replay Official and the Communicator are selected and assigned by the Conference Office.

A live HD video feed is sent directly to the replay booth from the TV truck. The Technician watches the feed on an input monitor while recording it into the DVSPORT Replay System. The Technician also marks the beginning of each play while the Communicator marks all incoming replays.

Each play and subsequent replay then appears on a touch screen in front of the Replay Technician. As the Technician and the Communicator mark the incoming video, each view will appear as a small picture on the computer touch screen. At any time, the Replay Technician can touch the thumbnail and immediately send that play or replay to the Replay Official.

With the Communicator's assistance, the Replay Official can quickly jump between replays while playing back the video. All replay video navigation is done via a jog shuttle remote controlled by the Replay Official. All video is viewed on an HD monitor that sits in front of the Replay Official. The touch screen is only used to select the replays and to log specific play data in the event a call is overturned.

While all plays are reviewed between the whistle and the beginning of the next play, the Replay Official can stop play on the field by using a pager system. Seven of the eight on-field officials wear pagers. If play is stopped the Referee announces on the stadium PA microphone that play has been stopped so the previous play can be reviewed. The Referee then proceeds to the sideline headset, which provides direct communication to the Replay Official in the booth. Once the play has been reviewed, the Replay Official notifies the Referee, who then announces the decision on the stadium PA system.

RECENT ADDITIONS

*For the 2016 season, the SEC will utilize the new experimental rule that allows personnel in a separate secure location identified by the conference to assist the Instant Replay Official at the stadium in making decisions. The SEC will locate 3 Instant Replay Officials in the SEC Video Center each week to collaborate with the onsite Replay Official during any replay stoppage. The 3 Replay Officials in the Video Center will have real time video and communications with the Replay Official in the stadium to aid in this collaboration. The goal of this process will be consistency in decision making and to help avoid incorrect outcomes.

* Monitors may be used to view a live telecast or webcast in the football coaching booth. The home team is responsible for assuring identical television capability in the coaches' booths of both teams. This capability may not include replay equipment or recorders.

* If at the end of any quarter the game clock expires, either during a down in which it should be stopped by rule through play when the ball becomes dead or following the down upon a request for an available team timeout, the replay official may restore time only under these conditions:

1. The replay official has indisputable video evidence that time should have remained on the game clock when the ball became dead or when the team timeout was granted;

2. The team in possession when the ball became dead would next put the ball in play from scrimmage;

3. In the fourth quarter only, either the score is tied or the team that will next snap the ball is behind by eight points or fewer; and

4. The replay official's video evidence includes the timeout signal by an official in the case where the game clock should have stopped for a requested team timeout.

THE EQUIPMENT

Each SEC member institution uses the new multi-view HD Replay System developed by DVSPORT. The replay systems are maintained by the home institution with technical support from DVSPORT.

SEC vs. NON-CONFERENCE TEAMS

[Conference alignment at times games were played]

2018 SEC NON-CONFERENCE RECORD [36-5]

(Includes Bowl Games)

Conference	2018 App.	W-L	Pct.	Since 1995*
American	2	2-0	-	35-34 (.507) #
Atlantic Coast	3	2-1	-	111-79 (.598)
Big Ten	1	1-0	-	55-37 (.593)
Big 12	2	2-1	-	51-36-1 (.585)
Conference USA	6	5-1	-	151-28 (.844)
Mid-American	2	2-0	-	68-6 (.919)
Mountain West	4	3-1	-	25-8 (.758)
Pac-12	1	1-0	-	23-16 (.590)
Sun Belt	6	5-1	-	166-10 (.943)
Western Athletic	0	0-0	-	50-7 (.877)
FBS Independent	1	0-1	-	60-20 (.750)
Non-FBS	12	12-0	-	182-4 (.978)

*-using alignment during year played.

- formerly BIG EAST.

SEC NON-CONFERENCE RECORD (Since 1992)

Year	Regular Season			
	App.	W-L	Pct.	Bowls
1992	36	27-9	.750	5-1
1993	36	28-7-1	.792	2-2
1994	36	27-8-1	.764	3-2
1995	36	29-7	.806	2-4
1996	36	27-9	.750	5-0
1997	36	32-4	.889	5-1
1998	36	27-9	.750	4-4
1999	36	28-8	.778	4-4
2000	36	27-9	.750	4-5
2001	36	29-7	.806	5-3
2002	49	37-12	.755	3-4
2003	46	31-15	.674	5-2
2004	36	25-11	.694	3-3
2005	36	27-9	.750	3-3
2006	48	41-7	.854	6-3
2007	48	40-8	.825	7-2
2008	48	37-11	.771	6-2
2009	48	42-6	.875	6-4
2010	48	41-7	.854	5-5
2011	48	42-6	.875	5-2
2012	56	48-8	.857	6-3
2013	56	47-9	.839	7-3
2014	55	48-7	.863	7-5
2015	55	45-10	.815	9-2
2016	54	42-12	.778	6-7
2017	55	45-10	.818	5-6
2018	41	36-5	.878	0-0
TOTALS	1187	955-230-2	.805	134-89 (.601)
TOTAL w/ BOWLS	1419	1,093-324-2	.771	

NON-CONFERENCE RECORDS (Does not include bowl games)

School	SINCE 1933					SINCE 2000					Current Streak
	Games	Won	Lost	Tied	Pct.	Games	Won	Lost	Tied	Pct.	
Alabama	338	271	61	6	.811	71	60	11	0	.845	W39
Arkansas	96	76	20	0	.792	72	61	11	0	.847	W1
Auburn	341	258	75	8	.768	71	59	12	0	.831	W5
Florida	363	247	107	9	.693	68	52	16	0	.765	W2
Georgia	391	288	89	14	.754	70	62	8	0	.886	W6
Kentucky	350	239	102	9	.696	70	52	18	0	.743	W2
LSU	371	280	80	11	.770	69	65	4	0	.942	W3
Ole Miss	360	264	88	8	.744	72	55	17	0	.764	W10
Mississippi State	333	242	83	8	.739	71	52	19	0	.732	W8
Missouri	28	23	5	0	.821	28	23	5	0	.821	W6
South Carolina	93	69	24	0	.739	69	56	13	0	.809	W1
Tennessee	374	296	69	9	.803	71	59	12	0	.831	W2
Texas A&M	27	25	2	0	.926	27	25	2	0	.926	W1
Vanderbilt	335	205	121	9	.625	72	47	25	0	.653	W1
TOTALS	3793	2779	923	91	.745	894	722	169	0	.808	---

Career Statistical Leaders

Total Offensive Yards

1.	13,562 - Aaron Murray, Georgia	2010-13
2.	12,232 - Tim Tebow, Florida	2006-09
3.	11,897 - Dak Prescott, Mississippi State	2012-15
4.	11,380 - Chris Leak, Florida	2003-06
5.	11,270 - David Greene, Georgia	2001-04
6.	11,021 - Drew Lock, Missouri	2015-18
7.	11,020 - Peyton Manning, Tennessee	1994-97
8.	10,841 - Eric Zeier, Georgia	1991-94
9.	10,637 - Jared Lorenzen, Kentucky	2000-03
10.	10,500 - Danny Wuerffel, Florida	1993-96

Highest Active Player

1.	11,021 - Drew Lock, Missouri	2015-18
----	------------------------------	---------

Rushing Yards Gained

1.	5,259 - Herschel Walker, Georgia	1980-82
2.	4,769 - Nick Chubb, Georgia	2014-17
3.	4,590 - Darren McFadden, Arkansas	2005-07
4.	4,557 - Kevin Faulk, LSU	1995-98
5.	4,303 - Bo Jackson, Auburn	1982-85
6.	4,178 - Ralph Webb, Vanderbilt	2014-17
7.	4,163 - Errict Rhett, Florida	1990-93
8.	4,050 - Dalton Hilliard, LSU	1982-85
9.	4,035 - Charles Alexander, LSU	1975-78
10.	3,994 - Anthony Dixon, Mississippi State	2006-09

Highest Active Players

1.	3,292 - Benny Snell, Kentucky	2016-18
2.	2,130 - Nick Fitzgerald, Mississippi State	2014-18

Rushing Yards by Quarterbacks

1.	3,130 - Nick Fitzgerald, Mississippi State	2014-18
2.	2,947 - Tim Tebow, Florida	2006-09
3.	2,535 - Matt Jones, Arkansas	2001-04
4.	2,521 - Dak Prescott, Mississippi State	2012-15
5.	2,486 - Nick Fitzgerald, Mississippi State	2014-17
6.	2,280 - John Bond, Mississippi State	1980-83
7.	2,169 - Johnny Manziel, Texas A&M	2012-13
8.	2,160 - Joshua Dobbs, Tennessee	2013-16
9.	1,945 - Jalen Hurts, Alabama	2016-18
10.	1,884 - Phil Gargis, Auburn	1973-76

Highest Active Player

1.	3,130 - Nick Fitzgerald, Mississippi State	2014-18
----	--	---------

Rushing Touchdowns

1.	55 - Tim Tebow, Florida	2006-09
2.	49 - Herschel Walker, Georgia	1980-82
3.	46 - Kevin Faulk, LSU	1995-98
4.	45 - Carnell Williams, Auburn	2001-04
5.	44 - Dalton Hilliard, LSU	1982-85
	44 - Nick Chubb, Georgia	2014-17
7.	43 - Bo Jackson, Auburn	1982-85
8.	42 - Anthony Dixon, Mississippi State	2006-09
	42 - Derrick Henry, Alabama	2013-15
	42 - Mark Ingram, Alabama	2008-10

Highest Active Players

1.	41 - Benny Snell, Kentucky	2016-18
2.	40 - Nick Fitzgerald, Mississippi State	2014-18

Pass Completions

1.	921 - Aaron Murray, Georgia	2010-13
2.	895 - Chris Leak, Florida	2003-06
3.	863 - Peyton Manning, Tennessee	1994-97
4.	862 - Jared Lorenzen, Kentucky	2000-03
5.	849 - David Greene, Georgia	2001-04
6.	838 - Eric Zeier, Georgia	1991-94
7.	829 - Eli Manning, Ole Miss	2000-03
8.	795 - Tim Couch, Kentucky	1996-98
9.	791 - Andre' Woodson, Kentucky	2004-07
10.	775 - Casey Clausen, Tennessee	2000-03

Highest Active Player

1.	762 - Drew Lock, Missouri	2015-18
----	---------------------------	---------

Passing Yards

1.	13,166 - Aaron Murray, Georgia	2010-13
2.	11,528 - David Greene, Georgia	2001-04
3.	11,213 - Chris Leak, Florida	2003-06
4.	11,201 - Peyton Manning, Tennessee	1994-97
5.	11,153 - Eric Zeier, Georgia	1991-94
6.	10,875 - Danny Wuerffel, Florida	1993-96
7.	10,674 - Drew Lock, Missouri	2015-18
8.	10,354 - Jared Lorenzen, Kentucky	2000-03
9.	10,119 - Eli Manning, Ole Miss	2000-03
10.	9,707 - Casey Clausen, Tennessee	2000-03

Highest Active Player

1.	10,674 - Drew Lock, Missouri	2015-18
----	------------------------------	---------

Passing Touchdowns

1.	121 - Aaron Murray, Georgia	2010-13
2.	114 - Danny Wuerffel, Florida	1993-96
3.	89 - Peyton Manning, Tennessee	1994-97
4.	88 - Chris Leak, Florida	2003-06
	88 - Tim Tebow, Florida	2006-09
6.	87 - Drew Lock, Missouri	2015-18
7.	81 - Eli Manning, Ole Miss	2000-03
8.	79 - Andre' Woodson, Kentucky	2004-07
9.	78 - Jared Lorenzen, Kentucky	2000-03
10.	77 - Rex Grossman, Florida	2000-02
	77 - A.J. McCarron, Alabama	2010-13

Highest Active Player

1.	87 - Drew Lock, Missouri	2015-18
----	--------------------------	---------

Reception Yardage

1.	3,759 - Jordan Matthews, Vanderbilt	2010-13
2.	3,463 - Amari Cooper, Alabama	2012-15
3.	3,093 - Terrence Edwards, Georgia	1999-2002
4.	3,042 - Alshon Jeffery, South Carolina	2009-11
5.	3,001 - Josh Reed, LSU	1999-2001
6.	2,964 - Boo Mitchell, Vanderbilt	1985-88
7.	2,934 - Jarius Wright, Arkansas	2008-11
8.	2,923 - DJ Hall, Alabama	2004-07
9.	2,899 - Craig Yeast, Kentucky	1995-98
10.	2,884 - Fred Gibson, Georgia	2001-04

Highest Active Player

1.	2,569 - A.J. Brown, Ole Miss	2016-18
----	------------------------------	---------

Field Goal Percentage (Min. 25 Made)

1.	87.8 - Bobby Raymond, Florida	1982-84
2.	87.2 - Bryson Rose, Ole Miss	2010-12
3.	83.9 - Josh Jasper, LSU	2007-10
4.	83.8 - Jeff Chandler, Florida	1997-2001
5.	83.0 - Rodrigo Blankenship, Georgia	2016-18
6.	82.9 - Berj Yepremian, Florida	1976-78
7.	82.1 - Judd Davis, Florida	1992-94
8.	81.3 - David Brownndyke, LSU	1986-89
9.	80.3 - Brandon Coutu, Georgia	2004-07
10.	80.0 - Jeremy Shelley, Alabama	2009-12

Highest Active Player

1.	83.0 - Rodrigo Blankenship, Georgia	2016-18
----	-------------------------------------	---------

Sacks

1.	52.0 - Derrick Thomas, Alabama	1985-88
2.	49.0 - Billy Jackson, Mississippi State	1980-83
3.	37.0 - Ben Williams, Ole Miss	1972-75
4.	36.0 - David Pollack, Georgia	2001-04
5.	33.0 - Alex Brown, Florida	1998-01
6.	32.5 - Myles Garrett, Texas A&M	2014-16
7.	32.0 - Reggie White, Tennessee	1980-83
	32.0 - Derek Barnett, Tennessee	2014-16
	32.0 - Marquis Haynes, Ole Miss	2014-17
10.	29.0 - Richard Tardits, Georgia	1985-88
	29.0 - Eric Norwood, South Carolina	2006-09

Highest Active Player

1.	20.5 - Josh Allen, Kentucky	2015-18
----	-----------------------------	---------

STATE OF THE SEC

Record Last Five Years (2014-Current)

	W-L	Pct.	Bowls	SEC Champ	SEC Game App.	SEC Champ	National Champ	AP Top 25
Alabama	61-5	.924	4	3	3	3	3	4
Georgia	47-14	.770	4	1	1	0	0	2
LSU	41-17	.707	4	0	0	0	0	3
Mississippi State	38-21	.644	4	0	0	0	0	2
Florida	36-21	.632	3	2	0	0	0	2
Auburn	38-23	.623	4	1	0	0	0	3
Ole Miss	35-23	.603	2	0	0	0	0	2
Texas A&M	36-23	.610	4	0	0	0	0	0
Tennessee	32-26	.552	3	0	0	0	0	2
Missouri	31-27	.534	2	1	0	0	0	1
Kentucky	30-27	.526	3	0	0	0	0	0
South Carolina	28-29	.491	3	0	0	0	0	0
Arkansas	28-31	.475	3	0	0	0	0	0
Vanderbilt	21-36	.368	1	0	0	0	0	0

Record Last 10 Years (2009-Current)

	W-L	Pct.	Bowls	SEC Champ	SEC Game App.	SEC Champ	National Champ	AP Top 25
Alabama	120-12	.909	9	5	5	5	5	9
LSU	94-30	.758	9	1	1	0	0	8
Georgia	91-37	.711	9	3	1	0	0	4
Auburn	83-44	.654	8	3	2	1	1	5
Florida	79-43	.648	7	3	0	0	0	4
Texas A&M	78-46	.629	9	0	0	0	0	2
South Carolina	77-46	.626	8	1	0	0	0	4
Mississippi State	74-49	.602	8	0	0	0	0	3
Missouri	74-49	.602	6	2	0	0	0	2
Ole Miss	65-56	.537	5	0	0	0	0	3
Arkansas	64-58	.525	6	0	0	0	0	2
Tennessee	60-60	.500	5	0	0	0	0	2
Kentucky	52-67	.437	4	0	0	0	0	0
Vanderbilt	49-71	.408	4	0	0	0	0	2

SHUTOUTS IN THE SEC SINCE 1992

Which defenses in the SEC have posted the most shutouts since 1992:

Team	Total	Last
Alabama	32	11/18/17 vs. Mercer (56-0)
Arkansas	9	10/20/17 vs. Tulsa (23-0)
Auburn	15	11/19/16 vs. Alabama A&M (55-0)
Georgia	14	9/1/18 vs. Austin Peay (45-0)
Florida	12	9/17/16 vs. North Texas (32-0)
Kentucky	5	9/5/09 vs. Miami, Ohio (42-0)
LSU	20	9/8/18 vs. Southeastern Louisiana (31-0)
Ole Miss	13	11/8/14 vs. Presbyterian (48-0)
Mississippi State	10	9/2/17 vs. Charleston Southern (49-0)
Missouri	9	9/24/16 vs. Delaware State (79-0)
South Carolina	7	8/28/08 vs. N.C. State (34-0)
Tennessee	19	9/15/18 vs. UTEP (24-0)
Texas A&M	11	9/10/16 vs. Prairie View A&M (67-0)
Vanderbilt	4	9/9/17 vs. Alabama A&M (42-0)

CURRENT CONSECUTIVE GAMES WITHOUT BEING SHUTOUT

Southeastern Conference	Gms	Last Time Shutout
1. *Florida	378	Oct. 29, 1988 (lost to Auburn, 16-0)
2. Georgia	295	Sept. 30, 1995 (lost to Alabama, 31-0)
3. Alabama	234	Nov. 18, 2000 (lost to Auburn, 9-0)
4. South Carolina	160	Sept. 9, 2006 (lost to Georgia, 18-0)
5. Mississippi State	122	Nov. 28, 2008 (lost to Ole Miss, 45-0)
6. Auburn	74	Nov. 24, 2012 (lost to Alabama, 49-0)
7. Kentucky	70	Nov. 3, 2012 (lost to Vanderbilt, 40-0)
8. Arkansas	61	Oct. 19, 2013 (lost to Alabama, 52-0)
9. Missouri	51	Oct. 11, 2014 (lost to Georgia, 34-0)
9. Texas A&M	50	Oct. 18, 2014 (lost to Alabama, 59-0)
11. Ole Miss	46	Nov. 22, 2014 (lost to Arkansas, 30-0)
12. LSU	24	Nov. 5, 2016 (lost to Alabama, 10-0)
13. Vanderbilt	15	Sept. 23, 2017 (lost to Alabama, 59-0)
14. Tennessee	13	Sept. 30, 2017 (lost to Georgia, 41-0)

* - Longest streak in NCAA FBS history.

SEC STATISTICAL TRENDS

Below are some statistical trends in the SEC since conference expansion in 1992 through the 2017 season (Averages per Game Only):

Category	1992	1993	1994	1995	1996	1997	1998	1999	2000	2001	2002	2003	2004	2005	2006	2007	2008	2009	2010	2011	2012	2013	2014	2015	2016	2017
Scoring Offense	21.7	24.7	26.3	27.1	24.6	25.7	25.9	24.9	26.4	27.7	25.6	27.3	25.0	24.1	25.4	30.3	25.6	28.4	31.0	27.3	30.4	31.7	31.5	28.4	29.8	29.8
Total Offense	335.1	367.2	366.9	376.7	344.7	372.6	376.4	349.5	364.8	399.2	360.4	376.9	368.9	348.3	351.6	385.9	342.9	378.6	400.2	355.0	402.4	432.5	417.7	399.6	422.2	400.2
Rushing Offense	167.4	169.8	165.1	153.7	144.7	137.9	144.0	127.7	140.9	154.1	163.9	157.8	166.6	141.4	140.5	168.4	147.1	175.8	175.2	161.1	168.4	197.0	189.0	177.1	198.3	181.6
Passing Offense	167.7	197.4	201.8	223.0	200.0	234.7	232.4	221.8	223.9	245.1	196.5	219.1	202.3	206.9	211.1	217.5	195.8	202.8	225.0	193.9	234.0	235.5	228.7	222.4	224.0	218.6
Percent Run	49.9%	46.2%	44.9%	40.8%	41.9%	37.0%	38.3%	36.5%	38.6%	38.6%	45.5%	41.9%	45.2%	40.6%	39.9%	43.6%	42.9%	46.4%	43.8%	45.4%	41.8%	45.5%	45.2%	44.3%	47.0%	45.4%
Percent Pass	50.1%	53.8%	55.1%	59.2%	58.1%	63.0%	61.7%	63.5%	61.4%	61.4%	54.5%	58.1%	54.8%	59.4%	60.1%	56.8%	57.1%	53.6%	56.2%	54.6%	58.2%	54.5%	54.8%	55.7%	53.0%	54.6%
Scoring Defense	18.8	19.6	21.7	22.5	20.9	21.2	22.3	21.0	22.2	23.7	21.2	22.5	21.2	20.7	19.4	23.8	20.5	20.8	23.7	20.7	23.0	24.8	23.4	21.9	24.8	25.1
Total Defense	315.1	329.9	340.9	349.0	320.3	339.1	349.5	322.4	337.1	372.5	329.2	346.6	336.9	327.6	315.0	352.9	309.4	328.7	350.3	320.7	361.3	379.8	370.3	358.1	393.1	366.3
Rushing Defense	145.8	146.1	151.4	141.6	131.7	121.6	132.9	107.3	128.8	140.7	143.1	137.7	149.5	131.7	128.4	147.4	122.3	140.7	141.2	143.8	140.2	161.0	157.7	151.0	174.8	162.9
Passing Defense	169.3	183.8	189.5	207.4	188.6	217.5	216.6	215.1	208.3	231.8	186.1	208.9	187.4	195.9	186.6	205.5	187.1	188.0	209.1	176.9	221.2	218.7	212.6	207.1	218.4	203.5
Percent Run	46.3%	44.3%	44.4%	40.6%	41.1%	35.9%	38.0%	33.3%	38.2%	37.8%	43.5%	39.7%	44.4%	40.2%	40.8%	41.8%	39.5%	42.8%	40.3%	44.8%	38.7%	42.4%	42.6%	42.3%	44.5%	44.5%
Percent Pass	53.7%	55.7%	55.6%	59.4%	58.9%	64.1%	62.0%	66.7%	61.8%	62.2%	56.5%	60.3%	55.6%	58.8%	59.2%	58.2%	60.5%	57.2%	59.7%	55.2%	61.3%	57.6%	57.4%	57.8%	55.5%	55.6%

SEC FOOTBALL BOWL AGREEMENTS

The Southeastern Conference has agreements with nine postseason bowls, not including College Football Playoff/New Year's Six games, and a process for the assignment of SEC member schools to bowl games that began with the 2014 season and extending for six years.

The SEC bowl process coincided with the beginning of the new College Football Playoff that followed the 2014 college football season. The SEC also participates in the Allstate Sugar Bowl and the Capital One Orange Bowl (in selected years). Under the current SEC bowl system, the Citrus Bowl in Orlando (vs. Big Ten), a longtime SEC bowl, will have the first selection of available SEC teams after any conference schools have qualified for the College Football Playoff, New Year's Six, or the Allstate Sugar Bowl.

Following the Citrus Bowl, there will be a pool of six bowls comprised of the Outback Bowl in Tampa (vs. Big Ten), Franklin American Mortgage Music City Bowl in Nashville (vs. ACC/Big Ten), TaxSlayer Gator Bowl in Jacksonville (vs. ACC/Big Ten), AutoZone Liberty Bowl in Memphis (vs. Big 12), Academy Sports + Outdoors Texas Bowl in Houston (vs. Big 12) and Belk Bowl in Charlotte (vs. ACC). In consultation with SEC member institutions, as well as these six bowls, the conference will make the assignments for the bowl games in the pool system.

The SEC also has a relationship with both the Birmingham Bowl (vs. American) and the Walk-On's Independence Bowl in Shreveport (vs. ACC). The Birmingham Bowl will have the first selection of available teams following the pool of six bowls. The Independence Bowl will have the next selection of available teams following the Birmingham Bowl.

2018 SEC Bowl Selection Process

CFP BOWLS: Orange (Semifinal), Cotton (Semifinal), Sugar, Rose, Peach, Fiesta, CFP Championship

Contract Bowls: Sugar (SEC vs. Big 12 when Sugar is not a semifinal game)
 Rose (Pac 12 vs. Big Ten when Rose is not a semifinal game)
 Orange (ACC vs. highest ranked SEC/Big Ten non-champion or Notre Dame when Orange is not a semifinal game)

Access Bowls: Fiesta
 Peach
 Cotton

1) Which SEC Team qualifies for the CFP?

The winner of the SEC Championship Game automatically qualifies for a spot in the Sugar Bowl if that team is not selected to participate in the four-team playoff. If the SEC Champion is selected to participate in the four-team playoff it will play in the Orange Bowl or Cotton Bowl.

2) How can additional SEC teams be selected for the CFP?

Additional SEC teams may be selected for the CFP Semifinals (Cotton or Orange) or one of the CFP access bowls (Fiesta or Peach) based on its ranking in the final CFP Selection Committee rankings. There is no limit on the number of teams from any one conference that can be selected to participate in the CFP bowls.

3) How can a SEC Team be selected to participate in the Orange Bowl?

The Orange Bowl is a semifinal game this year so the teams selected by the CFP Selection Committee will participate in the Orange Bowl. When the Orange Bowl is not a semifinal game and a SEC team is the highest ranked team by the CFP Selection Committee among the non-champions of the SEC and Big Ten and ranked higher than Notre Dame after the CFP semifinal games have been filled, then that team will participate in the Orange Bowl. There are eight years in which the Orange Bowl is not a semifinal game and the SEC is guaranteed three of the eight years, the Big Ten is guaranteed three of the eight years and the remaining two years can be filled by Notre Dame, the SEC or the Big Ten based on CFP Selection Committee rankings. To be clear, the SEC Champion can never participate in the Orange Bowl unless it is a semifinal game.

4) How does the CFP selection process work in 2018-19?

The CFP Selection Committee ranks the top 25 teams and selects the four teams to participate in the semifinal games (Orange and Cotton). Then, after the contract bowls (Sugar and Rose) are filled based on conference agreements, the Committee will assign teams to fill the remaining access bowls (Fiesta and Peach). Each conference champion from the contract bowls (ACC, Big Ten, Big 12, SEC & Pac 12) has a guaranteed spot in its contracted bowl or in an access bowl (Fiesta or Peach) if the contracted bowl is a semifinal game and the conference champion is not selected to participate in a semifinal game. The highest ranked champion from the Mountain West, American, Conference USA, Sun Belt or MAC is guaranteed a spot in a CFP bowl and the remaining spots are filled based on the rankings of teams after the contract bowls have been filled.

2018 SEC Football

SEC FOOTBALL BOWL AGREEMENTS

<u>Bowl</u>	<u>Contract Teams</u>	<u>Date</u>	<u>Time</u>	<u>Network</u>
Cotton Bowl	Semifinal	Dec. 29, 2018	4 or 8 p.m. ET	ESPN
Orange Bowl	Semifinal	Dec. 29, 2018	4 or 8 p.m. ET	ESPN
Peach Bowl	Filled by CFP Selection Committee	Dec. 29, 2018	Noon ET	ESPN
Fiesta Bowl	Filled by CFP Selection Committee	Jan. 1, 2019	1 p.m. ET	ESPN
Rose Bowl	Big Ten vs. Pac-12	Jan. 1, 2019	5:00 pm ET	ESPN
Sugar Bowl	SEC vs. Big 12	Jan. 1, 2019	8:45 pm ET	ESPN
CFP NCG	Winners of Semifinal Games (Bay Area, CA)	Jan. 7, 2019	8:00 pm ET	ESPN

5) Where is the CFP National Championship Game played?

The CFP National Championship Game will be played in locations selected by the CFP. The 2019 CFP National Championship Game will be played in Santa Clara, CA/Bay Area on January 7.

SEC BOWLS

CITRUS BOWL: (Orlando, FL) vs. Big 10 (or ACC) January 1, 2019 – 1 p.m. ET – ABC
After the CFP selection process the Citrus Bowl gets the first selection of available SEC Teams.

POOL OF SIX BOWLS: After the Citrus Bowl selects a team, there will be a pool of six bowls and the Conference, in consultation with the institutions and the bowls, will make the assignments for these six bowl games from all eligible SEC teams.

The pool of six bowls are as follows:

Texas Bowl (Houston, TX) vs. Big 12 – December 27 – 9 p.m. ET – ESPN

Belk Bowl (Charlotte, NC) vs. ACC – December 29 – Noon ET – ABC

Music City Bowl (Nashville, TN) vs. ACC/Big Ten – December 28 – 1:30 p.m. ET – ESPN

TaxSlayer Gator Bowl (Jacksonville, FL) vs. Big Ten/ACC – Dec. 31 – 7:30 p.m. ET – ESPN

Liberty Bowl (Memphis, TN) vs. Big 12 – December 31– 3:45 p.m. ET – ESPN

Outback Bowl (Tampa, FL) vs. Big 10 – January 1 – Noon ET – ESPN2

BOWLS AFTER THE POOL OF SIX:

Birmingham Bowl (Birmingham, AL) vs. American – December 22 – Noon ET – ESPN

The Birmingham Bowl selects after the CFP, Citrus Bowl and the Pool of Six Bowls (Outback Bowl, TaxSlayer Bowl, Music City Bowl, Texas Bowl, Belk Bowl and Liberty Bowl).

Walk-On's Independence Bowl (Shreveport, LA) vs. ACC – December 27– 1:30 p.m. ET – ESPN

The Independence Bowl selects after the CFP, Citrus Bowl, the Pool of Six (Outback Bowl, TaxSlayer Bowl, Music City Bowl, Texas Bowl, Belk Bowl and Liberty Bowl) and the Birmingham Bowl.



SEC BOWL SUCCESS

NATIONAL CHAMPIONS SINCE 1992

Since the first SEC expansion in 1992, the SEC has the most national championships (AP, USA Today) with 13. During that time, the SEC has had more teams with national titles than any other conference (6). Here is a breakdown:

SEC (13) Florida (2008, 2006, 1996), LSU (2003, 2007), Tennessee (1998), Alabama (1992, 2009, 2011, 2012, 2015, 2017), Auburn (2010)

Big 12 (5) Texas (2005), Oklahoma (2000), Nebraska (1994, 1995, 1997)

ACC (4) Florida State (1993, 1999, 2013), Clemson (2016)

Big Ten (3) Ohio State (2002, 2014), Michigan (1997)

Pac-10 (2) Southern California (2003, 2004)

Big East (1) Miami, Fla. (2001)

The SEC was the first conference to claim four consecutive Associated Press (first poll - 1936), National Football Foundation and College Hall of Fame (first poll - 1959), Football Writers Association of America (first poll - 1954) and USA Today or UPI Coaches Poll (first poll - 1950) national championships.

SEC IN BOWL GAMES

• Since 2006, the SEC has accrued more bowl wins (76) and appearances (121) than any other conference. The conference's .628 bowl winning percentage is first among FBS leagues during that time.

SEC	76-45	.628
Sun Belt	22-15	.595
Mountain West	38-30	.559
American	38-32	.543
Pac-12	42-37	.532
Conference USA	37-34	.521
Big 12	46-44	.511
Independents	12-12	.500
ACC	53-58	.477
Big Ten	42-58	.420
MAC	16-45	.262

• The SEC is 5-2 in College Football Playoff games (not versus each other) and 1-1 in College Football Playoff National Championship Games (not versus each other). The SEC has appeared in three of the four CFP National Championship Games, winning two. The SEC finished 9-2 in BCS National Championship Games (LSU 2-1, Florida 2-0, Alabama 3-0, Tennessee 1-0, Auburn 1-1), 8-1 vs. non-SEC competition. The SEC had the most wins (17) and the highest winning percentage of any conference that has three-or-more appearances in BCS bowl games. The SEC was 17-10 in BCS games (.630 percentage), 16-9 (.640) in non-conference. Since 2006, the SEC has posted a 14-7 (.667) record in BCS/CFP games, more wins, appearances and winning percentage than any other conference.

• During the recent seven-year national championship winning streak, the SEC's average margin of victory in BCS National Championship Games was 17 points, which includes a three point victory over Oregon in 2011, the only game during the streak decided by single digits.

• With conference limits being removed in 2014 with the College Football Playoff, the SEC became the first conference to place three teams in CFP/BCS postseason bowls: Ole Miss (Chick-fil-A); Mississippi State (Orange); Alabama (Sugar/National Semifinal).

• Eight different SEC teams, six from the SEC Western Division, have made BCS/New Year's Six bowl game appearances since 2006: Alabama, Arkansas, Auburn, Florida, Georgia, LSU, Ole Miss and Mississippi State.

SEC FIRST TO SEND TWO TEAMS TO COLLEGE FOOTBALL PLAYOFF

BIRMINGHAM, Alabama - Nine Southeastern Conference football teams learned their post-season bowl destinations on December 3, including No. 3-ranked Georgia which would play No. 2 Oklahoma in the Rose Bowl while No. 4-ranked Alabama faced No. 1 Clemson in the Sugar Bowl on January 1 in semifinal games for the College Football Playoff.

It marked the first time one conference has placed two teams in the CFP semifinals in the same season.

The College Football Playoff committee first selected teams for the national semifinal games, the Rose Bowl Game presented by Northwestern Mutual and the Allstate Sugar Bowl. The committee later announced the participants in the Chick-fil-A Peach Bowl, Capital One Orange Bowl, Goodyear Cotton Bowl and the PlayStation Fiesta Bowl.

In addition to Georgia and Alabama in the CFP semifinals, Auburn was selected to play in a CFP New Year's Six Game, meeting UCF in the Chick-fil-A Peach Bowl on January 1.

Next, the Citrus Bowl presented by Overton selected LSU from the SEC to play Notre Dame.

This marked the fourth year the conference assigned league schools to an "SEC Bowl Pool" that includes the Belk Bowl in Charlotte, the Academy Sports & Outdoors Texas Bowl in Houston, the TaxSlayer Bowl in Jacksonville, the AutoZone Liberty Bowl in Memphis, the Franklin American Mortgage Music City Bowl in Nashville and the Outback Bowl in Tampa.

Missouri played a Big 12 opponent in the AdvoCare V100 Texas Bowl, Texas A&M an ACC opponent in the Belk Bowl, Kentucky a Big Ten opponent in the Franklin American Mortgage Music City Bowl, Mississippi State an ACC opponent in the TaxSlayer Bowl and South Carolina wa Big Ten opponent in the Outback Bowl.

Because three SEC teams were selected for New Year's Six Games, and by agreement in the SEC Bowl Pool structure, a team from the SEC was not available to participate in the Liberty Bowl last season.

The selection process for the SEC Bowl Pool was based on preferences expressed by the SEC's bowl eligible schools, input from the SEC's affiliated bowls, travel considerations, attention to previous matchups and additional relevant factors.

"The SEC Bowl Pool participants are determined after conversations with bowl partners and discussions with school personnel in order to create a lineup of compelling bowl games for our schools and their fans," said SEC Commissioner Greg Sankey. "This process provides an opportunity to create intriguing matchups and varying assignments to help prevent repetitive postseason destinations."

Most Bowl Appearances – Single Season

1. 12 – SEC, 2014, 2016
2. 11 – ACC, 2013, 2014, 2016, 2017
3. 10 – SEC, 2009, 2010, 2013, 2015
 - 10 – ACC, 2008
 - 10 – Big Ten, 2011, 2014, 2015, 2016
 - 10 – Pac-12, 2015
7. 9 – SEC, 2000, 2006, 2007, 2011, 2012, 2017
 - 9 – ACC, 2010, 2015
 - 9 – Big 12, 2012
 - 9 – Pac 12, 2013, 2017
 - 9 – C-USA, 2017

Most Bowl Wins – Single Season

1. 9 – SEC, 2015 (9-2)
 - 9 – ACC, 2016 (9-3)
3. 8 – ACC, 2017(8-3)
4. 7 – SEC, 2007 (7-2); 2013 (7-3); 2014 (7-5)
 - Big Ten, 2017 (7-1)
6. 6 – SEC, 2016 (6 times); Big 12 (once); Pac-12 (3 times); Big Ten (once)

2018 SEC Football

SEC FOOTBALL

During the last 12 seasons (2006-17), Southeastern Conference football has experienced success that is unparalleled in its football history and in the history of college football. During this tenure, the SEC's achievements have been demonstrated by:

- Triumphs in major bowl games, including the National Championship Game
- Non-conference success in regular season and bowl games
- Defeating highly-ranked non-conference teams
- Success in the polls and rankings
- Individual awards and All-America Teams
- Academic and Community Service Standouts
- Continued accomplishments of former SEC student-athletes in the NFL and NFL Draft

SEC IN THE CFP/BCS ERA (Since 1998)

- The SEC has won nine of the last 12 national championships, 11 of the 20 BCS/CFP-era National Championships, four runner-up finishes and 25 overall national titles (AP, BCS, FWAA, coaches poll) in SEC history. The SEC has appeared in 11 of the last 12 National Championship Games and in 10 of the 16 BCS Championship Games, winning nine.
- Four different SEC schools have won the National Championship since 2006 (Auburn, 2010; Alabama, 2009, 2011, 2012, 2015, 2017; Florida, 2006 and 2008; LSU, 2007). Five programs have advanced to the national championship game since 2008 as Georgia met Alabama in the 2018 CFP Championship Game. Tennessee (1998) and LSU (2003) have also won the former BCS crown. Auburn appeared in the 2013 BCS Championship Game, as did LSU in 2011. A team from the SEC Western Division had advanced to five consecutive national championship games prior to the 2014 season, when Alabama lost in the CFP semifinals. The ACC (Clemson, Miami and Florida State) has had three schools win titles since 1998, while the Big 12 (Texas and Oklahoma) has had two.
- Since 2006, over half of the slots in the National Championship Game have been taken by SEC teams (14 of 26). The Big Ten and ACC have three during that time, while the Big 12, Pac-12 has two.
- A SEC team has led or tied for the lead at the end of 36 of the last 48 quarters of National Championship Game play. Alabama only trailed for the final second of the 2017 National Championship Game.
- The SEC has had more teams ranked in the BCS/CFP standings for the most times than any other conference since 2006. The league has had 13 of its 14 teams ranked at one time or another since 2006. Vanderbilt is the only team to not appear in the BCS/CFP rankings during this time, however, the Commodores finished ranked in the Top 25 in both 2012 and 2013 after bowl games with 9-4 records. The BCS/CFP does not produce a poll following bowl games.
- Since 2006, the SEC has posted 16 wins in BCS - now New Year's Six/Access bowls - more wins than any other conference. Here are the BCS/CFP bowl records of all conferences since 2006:

SEC	16-12	.571
Big Ten	13-14	.481
Pac-12	10-9	.526
ACC	9-11	.450
Big 12	7-11	.389
AAC	7-3	.700
Mountain West	3-1	.750
WAC	2-1	.667
MAC	0-2	.000
Independents	0-3	.000

CFP Era (2014-Present) (Includes CFP Championship Game)

Big Ten	8-5	.615
SEC	6-6	.500
ACC	5-5	.500
Pac-12	3-3	.500
Big 12	2-3	.400
AAC	1-0	1.000
Mountain West	1-0	1.000
MAC	0-1	.000
Independent	0-1	.000

- With conference limits being removed in 2014 with the College Football Playoff, the SEC became the first conference to place three teams in CFP/BCS postseason bowls: Ole Miss (Chick-fil-A); Mississippi State (Orange); Alabama (Sugar/National Semifinal).

- Three of the top 10 defensive performances in CFP/BCS history have been registered by SEC teams, more than any other conference. Alabama's shutout of LSU in the 2012 BCS National Championship Game was the first shutout in CFP/BCS history. Alabama defeated Michigan State soundly 38-0 in a CFP National

Semifinal in 2015, while defeating Washington 24-7 in 2016 semifinal contest. Alabama dominated Clemson in the 2018 Sugar Bowl Semifinal, holding Clemson to just 188 yards, well short of their usual 448 yards per game.

- Alabama's 28-point victory over Notre Dame in the 2013 Discover BCS National Championship is the second-largest in the CFP/BCS Championship Game era. (Southern Cal defeated Oklahoma by 36 in the 2005 BCS Championship Game for the top spot, however, that victory was later vacated.)

- During the recent seven-year national championship winning streak, the SEC's average margin of victory in National Championship Games was 17 points, which includes a three point victory over Oregon in 2011, the only game during the streak decided by single digits.

SEC IN OVERALL BOWL GAMES

- Since 2006, the SEC has accrued more bowl wins (76) and appearances (121) than any other conference. The conference's .628 bowl winning percentage is first among FBS leagues during that time.

SEC	76-45	.628
Sun Belt	22-15	.595
Mountain West	38-30	.559
American	38-32	.543
Pac-12	42-37	.532
Conference USA	37-34	.521
Big 12	46-44	.511
Independents	12-12	.500
ACC	53-58	.477
Big Ten	42-58	.420
MAC	16-45	.262

- The SEC is 5-2 in College Football Playoff games (not versus each other) and 1-1 in College Football Playoff National Championship Games (not versus each other). The SEC has appeared in three of the four CFP National Championship Games, winning two. The SEC finished 9-2 in BCS National Championship Games (LSU 2-1, Florida 2-0, Alabama 3-0, Tennessee 1-0, Auburn 1-1), 8-1 vs. non-SEC competition. The SEC had the most wins (17) and the highest winning percentage of any conference that has three-or-more appearances in BCS bowl games. The SEC was 17-10 in BCS games (.630 percentage), 16-9 (.640) in non-conference. Since 2006, the SEC has posted a 14-7 (.667) record in BCS/CFP games, more wins, appearances and winning percentage than any other conference.

- The SEC has now won 27 games in the last four postseasons, a national record. With 12 teams advancing to bowl games in 2016, the SEC became the first conference to send at least 10 teams to postseason bowls in four consecutive seasons. The SEC also sent a NCAA-record 12 teams to participate in postseason bowl games in 2014 and has sent no less than eight teams to post-season bowls in each of the last 11 seasons. The SEC established a national-record with nine postseason victories in 2015 and owned the previous record for postseason bowl victories with seven wins in 2007, 2013 and 2014.

- The SEC is 76-45(.628) in bowl games since 2006, the only FBS league with a .600 or better winning percentage and 23 wins more than the next closest conference.

SEC IN THE COLLEGE FOOTBALL PLAYOFF

Teams in the Playoff (Record-Winning %)

SEC: 5 (6-3; .714) (Includes 2018 All-SEC National Championship Game)
(5-2; .714 in games not versus each other)

ACC: 4 (3-3; .500)

Big Ten: 3 (2-2; .500)

Pac-12: 2 (1-2; .333)

Big 12: 2 (0-2; .000)

National Championship Game Appearances

SEC: 4

ACC: 2

Big Ten: 1

Pac-12: 1

Big 12: 0

SEC vs. OTHER CONFERENCES

• Since 2006, the SEC has posted the highest non-conference winning percentage (regular season & bowls) than any other conference. The league has a 593-144 record, an 80.5 winning percentage. The SEC has won no less than 43 non-conference games (regular season & bowls) during the last 12 seasons (2006-2017). Last season (2017), the SEC was 49-15 (.766).

• Teams from the SEC have posted 71 wins in the last 10 seasons against non-conference Top 25 teams (at time game was played), an average of over seven wins per season. Eleven of the 14 SEC teams have at least one win against a non-conference Top 25 team in the last 10 years with Alabama (13), Georgia (11), LSU (10), South Carolina (7), Florida (6), Auburn (3) and Texas A&M (3) leading the way.

SEC IN FINAL RANKINGS

• Since 2006, the SEC has had the most teams ranked in the final USA Today Coaches Poll. The conference has had 65 teams ranked in the final USA Today rankings, 17 more than the Big Ten (48) and 19 more than the Big 12 (41).

• The SEC has either led or tied for the lead with the most teams ranked in the USA Today Top 25 for 11 of the last 12 seasons, including 2017. Eight SEC schools were ranked at some point during the 2017 season in the polls, with 12 receiving votes at some point during the season.

SEC INDIVIDUAL AWARDS AND ALL-AMERICANS

• In the 31 individual awards, the SEC has had at least one recipient in 29 of them since 2006. The SEC has only not had a winner of the Lou Groza (placekicker) or Brian Bursworth (walk-on) in the last 12 seasons.

• Since 2006, the SEC football student-athletes and coaches have won 87 major individual awards, an average of over seven per year. The league won an all-time high 12 individual honors in 2010.

• The SEC has won a national player of the year in the last 11 seasons with six different players since 2007—Darren McFadden, Arkansas, and Tim Tebow, Florida, in 2007; Tebow in 2008; Mark Ingram, Alabama, in 2009; Cam Newton, Auburn, in 2010; Johnny Manziel, Texas A&M, in 2012; Derrick Henry, Alabama, in 2015. The SEC did not have a national player of the year in 2011, 2013, 2014, 2016 or 2017. Three of the Heisman finalists in 2013 were, however, from the SEC, as well as one of three in 2014.

SEC INDIVIDUAL AWARD WINNERS SINCE 2006

HEISMAN MEMORIAL TROPHY (Nation's best player) — Derrick Henry, Alabama (2015); Johnny Manziel, Texas A&M (2012); Cam Newton, Auburn (2010); Mark Ingram, Alabama (2009); Tim Tebow, Florida (2007)

CHUCK BEDNARIK AWARD (Nation's best defensive player) — Patrick Peterson, LSU (2010); Tyrann Mathieu, LSU (2011); Jonathan Allen, Alabama (2016); Minkah Fitzpatrick, Alabama (2017)

RAY GUY AWARD (Nation's best punter) — Chas Henry, Florida (2010); Drew Butler, Georgia (2009)

MAXWELL AWARD (Nation's best player) — Derrick Henry, Alabama (2015); Cam Newton, Auburn (2010); Tim Tebow, Florida (2008); Tim Tebow, Florida (2007); AJ McCarron, Alabama (2013)

WALTER CAMP AWARD (Nation's best player) — Derrick Henry, Alabama (2015); Cam Newton, Auburn (2010); Darren McFadden, Arkansas (2007)

DOAK WALKER AWARD (Nation's best running back) — Derrick Henry, Alabama (2015); Trent Richardson, Alabama (2011); Darren McFadden, Arkansas (2007); Darren McFadden, Arkansas (2006)

DAVEY O'BRIEN AWARD (Nation's best quarterback) — Johnny Manziel, Texas A&M (2012); Cam Newton, Auburn (2010); Tim Tebow, Florida (2007)

JIM THORPE AWARD (Nation's best defensive back) — Minkah Fitzpatrick, Alabama (2017); Johnthan Banks, Mississippi State (2012); Morris Claiborne, LSU (2011); Patrick Peterson, LSU (2010); EriBerry, Tennessee (2009)

JOHN MACKEY AWARD (Nation's best tight end) — Hunter Henry, Arkansas (2015); D.J. Williams, Arkansas (2010); Aaron Hernandez, Florida (2009)

ROTARY LOMBARDI AWARD (Nation's outstanding lineman) — Nick Fairley, Auburn (2010); Glenn Dorsey, LSU (2007)

PAUL HORNUNG AWARD (Nation's most versatile player) — Brandon Boykin, Georgia (2011); Odell Beckham, LSU (2013)

FRANK BROYLES AWARD (Nation's top assistant coach) — John Chavis, LSU (2011); Gus Malzahan, Auburn (2010); Kirby Smart, Alabama (2009)

JOHNNY UNITAS GOLDEN ARM (Outstanding senior quarterback) - AJ McCarron, Alabama (2013).
AFCA ASSISTANT COACH OF THE YEAR - Kirby Smart, Alabama (2012)

DISNEY SPIRIT AWARD (Top inspirational story) — Alabama Football Team (2011); D.J. Williams, Arkansas (2010)

HOME DEPOT COACH OF THE YEAR (National Coach of the Year) — Les Miles, LSU (2011); Gene Chizik, Auburn (2010); Nick Saban, Alabama (2008); Gus Malzahn, Auburn (2013)

EDDIE ROBINSON FWAA COACH OF THE YEAR — Nick Saban, Alabama (2008); Gus Malzahn, Auburn (2013)

LIBERTY MUTUAL COACH OF THE YEAR — Nick Saban, Alabama (2008); Les Miles, LSU (2011); Gus Malzahn, Auburn (2013)

CoSIDA/ESPN ACADEMIC ALL-AMERICAN OF THE YEAR — Barrett Jones, Alabama (2012); Greg McElroy, Alabama (2010); Tim Tebow, Florida (2009)

BUTKUS AWARD (Nation's best linebacker) — Rolando McClain, Alabama (2009); Patrick Willis, Ole Miss (2006); C.J. Mosley, Alabama (2013); Reuben Foster, Alabama (2016); Roquan Smith, Georgia (2017)

WILLIAM V. CAMPBELL TROPHY (Nation's top scholar-athlete) — Tim Tebow, Florida (2009); Barrett Jones, Alabama (2012)

RIMINGTON TROPHY (Nation's best center) — Ryan Kelly, Alabama (2015); Reece Dismukes, Auburn (2014); Barrett Jones, Alabama (2012); Maurkice Pouncey, Florida (2009); Jonathan Luigs, Arkansas (2007)

LOWE'S SENIOR CLASS AWARD (Nation's top senior student-athlete) — Dak Prescott, Mississippi State (2015); Tim Tebow, Florida (2009)

WUERFFEL TROPHY (Community Service, Athletic and Academic Achievement) — Tim Tebow, Florida (2008); Barrett Jones, Alabama (2011); Trevor Knight, Texas A&M (2016); Courtney Love, Kentucky (2017)

BILETNIKOFF AWARD (Wide Receiver) - Amari Cooper, Alabama (2014)

OUTLAND TROPHY (Nation's top lineman) — Barrett Jones, Alabama (2011); Andre Smith, Alabama (2008); Glenn Dorsey, LSU (2007); Cam Robinson, Alabama (2016)

WALTER CAMP COACH OF THE YEAR — Nick Saban, Alabama (2008)

BRONKO NAGURSKI AWARD (Nation's top defensive player) — Glenn Dorsey, LSU (2007); Jonathan Allen, Alabama (2016)

LOTT TROPHY (Defensive IMPACT Player) — Glenn Dorsey, LSU (2007)

MANNING AWARD (Nation's top quarterback) — Johnny Manziel, Texas A&M (2012); Tim Tebow, Florida (2008); JaMarcus Russell, LSU (2006)

ASSOCIATED PRESS COLLEGE PLAYER OF THE YEAR — Derrick Henry, Alabama (2015); Johnny Manziel, Texas A&M (2012); Tim Tebow, Florida (2007)

ARA SPORTSMANSHIP AWARD — Barrett Jones, Alabama (2011)

TED HENDRICKS TROPHY (Nation's best defensive ends) — Jadeveon Clowney, South Carolina (2012)

POP WARNER AWARD - Max Garcia, Florida (2014)

NFF LEGACY AWARD - Mike McNeely, Florida (2014)

• The SEC would fill a complete first unit at every position of first-team All-Americans since 2006. The SEC has had 116 players make first-team All-America in the AP, Walter Camp, FWAA or AFCA squads.

SEC FOOTBALL ACADEMIC & COMMUNITY SERVICE STANDOUTS

• 35 SEC football student-athletes have won 34 national academic and community service awards since 2006. The SEC has had four of the last 11 CoSIDA/ESPN Academic All-Americans of the Year in football, two recipients of the William V. Campbell Trophy (known as the "Academic Heisman"), 17 first-team CoSIDA/ESPN Academic All-America first team recipients, two recipients of the Wuerffel Trophy, eight National Football Foundation Scholar-Athletes and 23 representatives on the AFCA Good Works Team, including team captain Malcolm Mitchell of Georgia in 2015 and captain D.T. Shackelford of Ole Miss in 2014.

2006

CoSIDA/ESPN The Magazine Academic All-America First Team – Hayden Lane, OL, Kentucky
National Football Foundation Scholar-Athlete – Chris Leak, QB, Florida
AFCA Good Works Team – William Brown, OL, South Carolina; Quentin Moses, DE, Georgia; Jacob Tamme, TE, Kentucky; James Wilhoit, PK, Tennessee

2007

National Football Foundation Scholar-Athlete – Jacob Tamme, TE, Kentucky
CoSIDA/ESPN The Magazine Academic All-America First Team – Tim Tebow, QB, Florida; Jacob Tamme, TE, Kentucky
AFCA Good Works Team – Jason Cook, FB, Ole Miss; Kelin Johnson, SS, Georgia;

2008

CoSIDA/ESPN The Magazine Academic All-America First Team – Tim Tebow, QB, Florida; Tim Masthay, P, Kentucky
CoSIDA/ESPN The Magazine Academic All-America of the Year – Tim Tebow, QB, Florida
AFCA Good Works Team – Tim Masthay, P, Kentucky
Wuerffel Trophy – Tim Tebow, QB, Florida

2009

National Football Foundation Scholar-Athlete – Tim Tebow, QB, Florida
NFF William V. Campbell Trophy – Tim Tebow, QB, Florida
CoSIDA/ESPN The Magazine Academic All-America First Team – Tim Tebow, QB, Florida; Colin Peek, TE, Alabama
CoSIDA/ESPN The Magazine Academic All-America of the Year – Tim Tebow, QB, Florida
AFCA Good Works Team – Tim Tebow, QB, Florida; Jeff Owens, DL, Georgia

2010

National Football Foundation Scholar-Athlete – Greg McElroy, QB, Alabama; Derek Sherrod, OT, Mississippi State
CoSIDA/ESPN Academic All-America First Team – Greg McElroy, QB, Alabama; Barrett Jones, OL, Alabama; Drew Butler, P, Georgia

2011

National Football Foundation Scholar-Athlete - Drew Butler, P, Georgia
Capital One/CoSIDA Academic All-America First-Team - Barrett Jones, OL, Alabama; Drew Butler, P, Georgia
AFCA Good Works Team - Aron White, TE, Georgia; Jacob Lewellen, DL, Kentucky
ARA Sportsmanship Award -- Barrett Jones, OL, Alabama

2012

National Football Foundation Scholar-Athlete - Barrett Jones, C, Alabama
NFF William V. Campbell Trophy - Barrett Jones, C, Alabama
Capital One/CoSIDA Academic All-America First-Team - Barrett Jones, C, Alabama; Dylan Breeding, P, Arkansas
AFCA Good Works Team - Barrett Jones, C, Alabama; Philip Lutzenkirchen, TE, Auburn; Aaron Murray, QB, Georgia

2013

National Football Foundation Scholar-Athlete - Aaron Murray, QB, Georgia
Capital One/CoSIDA Academic All-America First-Team - Aaron Murray, QB, Georgia;
AFCA Good Works Team - Carey Spear, PK, Vanderbilt

2014

AFCA Good Works Team - Deterian Shackelford, Ole Miss (Captain); Chris Conley, Georgia; Andrew East, Vanderbilt; Max Godby, Kentucky
Community Spirit Award - Dylan Thompson, South Carolina
Pop Warner Award - Max Garcia, Florida
NFF Legacy Award - Mike McNeely, Florida

2015

Lowe's Senior CLASS Award - Dak Prescott, Mississippi State
AFCA Good Works Team - Jonathan Wallace, Auburn; Malcolm Mitchell, Georgia (Captain); Landon Foster, Kentucky
Community Spirit Award - Malcolm Mitchell, Georgia

2016

Lowe's Senior CLASS Award - O.J. Howard, Alabama
AFCA Good Works Team - Jeb Blazevich, Georgia; Oren Burks, Vanderbilt
CoSIDA Academic All-America First-Team - Brooks Ellis, LB, Arkansas
National Football Foundation Scholar-Athlete – Brooks Ellis, LB, Arkansas

2017

AFCA Good Works Team - Daniel Carlson, Auburn; Aaron Davis, Georgia; Courtney Love, Kentucky; Courtney Openshaw, Vanderbilt
CoSIDA Academic All-America First-Team - John David Moore, TE, LSU; Tyler Stovall, ST, Auburn
Wuerffel Trophy - Courtney Love, Kentucky

The SEC leads all conferences with 71 selections to the Good Works Team since it began in 1992.

The SEC is followed by the ACC with 37 selections and the Big 12 with 30 selections. Georgia is in first place with 18 honorees to the Allstate AFCA Good Works Team®. The Bulldogs are followed by Kentucky and Nebraska with 14 honorees. Super Bowl XLII, XLVI and XLI champion quarterbacks Eli and Peyton Manning were members of the 2002 and 1997 Good Works Teams®, respectively.

SEC FOOTBALL

SEC IN THE NFL

• The SEC has had more of its former players on NFL rosters in the last 12 seasons than any other conference. Since 2006, the SEC has averaged well over 300 players per year on NFL opening weekend rosters, as well as 356 over the last five years.

• During the last 12 completed NFL seasons (2005-17), the SEC had had five of its former players named NFL MVP (2005, Shaun Alexander, RB, Alabama with Seattle; 2008-09-13, Peyton Manning, QB, Tennessee with Indianapolis and Denver; 2015, Cam Newton, QB, Auburn with Carolina).

• During the last 12 Super Bowls (2006-17), three former SEC players have been named game MVP five times (2006 – Hines Ward, WR, Georgia with Pittsburgh; 2007 – Peyton Manning, QB, Tennessee with Indianapolis; 2008 and 2012– Eli Manning, QB, Ole Miss with New York Giants. Von Miller of Texas A&M was named MVP of Super Bowl 50, although his final year was the Aggies final season prior to joining the SEC.

SEC ON NFL ROSTERS

2007	2008	2009	2010	2011	2012	2013	2014	2015	2016	2017
263	259	263	272	283	257	340	345	355	362	379

• The Southeastern Conference led the nation in 2018 with an all-time high 379 former players on opening weekend 53-man active rosters, including injured reserve.

• The SEC led the nation's conferences in draft picks for the 11th consecutive year in 2017. The last time that the SEC did not top the conference draft list was in 2006, when the ACC had 52, the Big Ten had 41 and the SEC had 37.

• The nation-leading 53 NFL Draft picks are the third most in SEC history, trailing only the 63 in 2013 and 54 in 2015.

• A total of 21 SEC players were taken in first two rounds of the 2017 NFL Draft, the most by a single conference through the first two rounds in common draft era.

• The SEC has averaged over 50 selections per draft since 2006.

• Twelve SEC programs saw at least one player taken in the 2017 NFL Draft, with nine of those schools seeing multiple selections.

• Alabama became the first team in draft history with seven players selected during the first 55 picks of the draft and the first with nine players chosen during the first 80 picks. The Crimson Tide led the SEC with a school-record 10 draft selections.

• For the sixth time in the last seven years, the SEC once again led the nation in First Round NFL Draft selections. The SEC produced 12 opening-round draft picks, followed by the Big Ten (7), Pac-12 (6); ACC (4), Big 12 (1), AAC (1) and MAC (1). The 12 opening-round selections ties the SEC and all-time national record.

• The SEC had 12 First Round picks in 2017, four more than the eight (8) the league produced in 2016. During the last 11 NFL Drafts, the SEC has a nation-leading 101 players taken in the opening round, an average of over nine per season.

• Only five times in NFL Draft history as a single conference produced 10 or more First Round selections – the SEC accounts for four (4) of those occasions.

• Over the last seven NFL Drafts, the SEC has accounted for over 1/3 of the Top 10 selections.

• Since 2010, the SEC has more than double (77) the total amount of First Round selections than the next closest conference (ACC – 38).

• Seven different SEC teams, half of the conference, had a player taken in the First Round of the 2017 NFL Draft.

• The SEC now has 30 Top-10 picks since 2009 and 36 since 2007.

• At least one Florida player has been selected in every NFL draft since 1952, the longest streak in SEC history. The Gators have had eight First Round picks in the last five NFL Drafts. Florida has had a first round pick in 10 of the last 11 years.

• Since 2009, Top 10 NFL picks by league: SEC (30); Big 12 (18); ACC (15); Pac-12 (15); B1G (5), MAC (3); AAC (1), BYU (1), Notre Dame (1).

• 10 of the first 23 selections of the 2017 NFL Draft were from the SEC.

• Over the last 19 NFL Drafts, the SEC has had the No. 1 pick eight times; Have also had a Top 3 pick 14 times and Top 5 pick 16 times.

• Outside of 2016, the SEC has had at least three Top 10 selections each year since the 2006 Draft.

• Alabama has had a First Round selection in each of the past nine NFL Drafts, the nation's longest current streak.

• Alabama has the most First Round picks nationally since 2007 with 22. Florida is second with 16.

• Two of the first six selections of the 2017 NFL Draft selections were from LSU.

• Texas A&M has had at least one First-Round selection each year since joining the SEC.

2017 FIRST-ROUND SELECTIONS BY CONFERENCE

SEC: 12

Big Ten: 7

Pac-12: 6

ACC: 4

Big 12: 1

AAC: 1

MAC: 1

FIRST-ROUND SELECTIONS SINCE 2010

SEC: 77

ACC: 38

Pac-12: 36

Big Ten: 34

Big 12: 33

SEC FIRST ROUND SELECTIONS SINCE 2010

2017: 12

2016: 8

2015: 7

2014: 11

2013: 12

2012: 9

2011: 11

2010: 7

Total 2017 NFL Draft Picks: (Selections Per School in Parenthesis)

SEC: 53 (3.79)

ACC: 43 (3.07)

Pac-12: 36 (3.0)

Big Ten: 35 (2.5)

American: 15 (1.25)

Big 12: 14 (1.4)

MAC: 11

C-USA: 9

MWC: 8

Sun Belt: 5

Independent: 3

FCS/D-II: 21

SEC NFL DRAFT SELECTIONS

	2008	2009	2010	2011	2012	2013	2014	2015	2016	2017
SEC -	35	37	49	38	42	63	49	54	51	53
ACC -	33	33	31	35	31	31	42	47	26	43
Big Ten -	28	28	34	29	41	22	30	35	47	35
Pac-12 -	34	32	29	31	28	28	34	39	32	36
Big 12 -	29	28	30	30	26	22	17	25	26	14

SEC IN THE NFL SUCCESS

• Former Southeastern Conference football players have had success in the National Football League. Here is a snapshot of that success since 2000.

2000s All-Decade Team

OG - Alan Faneca, LSU (Pittsburgh, N.Y. Jets, Arizona)

C - Kevin Mawae, LSU (Seattle, N.Y. Jets, Tennessee)

QB - Peyton Manning, Tennessee (Indianapolis)

RB - Jamal Lewis, Tennessee (Baltimore, Cleveland)

RB - Shaun Alexander, Alabama (Seattle, Washington)

DT - Richard Seymour, Georgia (New England, Oakland)

CB - Champ Bailey, Georgia (Washington, Denver)

NFL MVPs

2003 - Peyton Manning, Indianapolis (Tennessee)

Jamal Lewis, Baltimore (Tennessee)

2004 - Peyton Manning, Indianapolis (Tennessee)

2005 - Shaun Alexander, Seattle (Alabama)

2008 - Peyton Manning, Indianapolis (Tennessee)

2009 - Peyton Manning, Indianapolis (Tennessee)

2013 - Peyton Manning, Denver (Tennessee)

2015 - Cam Newton, Carolina (Auburn)

Super Bowl MVPs

XL - Hines Ward, Pittsburgh (Georgia)

XLII - Peyton Manning, Indianapolis (Tennessee)

XLIII - Eli Manning, New York Giants (Ole Miss)

XLVI - Eli Manning, New York Giants (Ole Miss)

50 - *Von Miller, Denver Broncos (Texas A&M)

*-Final season at Texas A&M was season prior to school joining the SEC.

A total of 26 former players from current Southeastern Conference institutions were on the full rosters of the New England Patriots and Philadelphia Eagles, the two National Football League teams who will squared off for Super Bowl LII on February 4. Players listed on active rosters for the two squads who hail from current SEC institutions, not including practice squad and injured reserve, totaled 18. Arkansas led the SEC with four former players represented, while Alabama, Florida, Georgia and LSU each had three. Twelve SEC schools had at least one player represented in the Super Bowl. A representative from a SEC institution has been named MVP of the Super Bowl in five of the last 13 seasons.

PRESEASON HONORS

Athlon Sports Preseason All-America Team

1st Team

WR - A.J. Brown, Ole Miss
 C - Ross Pierschbacher, Alabama
 OL - Jonah Williams, Alabama
 LB - Devin White, LSU
 CB - Greedy Williams, LSU

2nd Team

QB - Tua Tagovailoa, Alabama
 AP - D'Andre Swift, Georgia
 WR - Deebo Samuel, South Carolina
 TE - Albert Okwuegbunam, Missouri
 OL - Greg Little, Ole Miss
 DL - Jeffery Simmons, Mississippi State
 CB - Deandre Baker, Georgia
 KR - Deebo Samuel, South Carolina
 PR - Mecole Hardman, Georgia

3rd Team

RB - Damien Harris, Alabama
 OL - Trey Smith, Tennessee
 OL - Andrew Thomas, Georgia
 DL - Raekwon Davis, Alabama
 DL - Montez Sweat, Mississippi State
 K - Rodrigo Blankenship, Georgia

4th Team

DL - Terry Beckner, Missouri

Sporting News Preseason All-America Team

1st Team

WR - A.J. Brown, Ole Miss
 OL - Jonah Williams, Alabama
 OL - Greg Little, Ole Miss
 LB - Devin White, LSU
 DB - Greedy Williams, LSU
 DB - Deandre Baker, Georgia

2nd Team

QB - Tua Tagovailoa, Alabama
 ATH - Deebo Samuel, South Carolina
 TE - Albert Okwuegbunam, Missouri
 OL - Martez Ivey, Florida
 DL - Raekwon Davis, Alabama
 LB - Mack Wilson, Alabama
 K - Rodigo Blankenship, Georgia

CBSSports.com Preseason All-America Team

1st Team

WR - A.J. Brown, Ole Miss
 C - Ross Pierschbacher, Alabama
 OL - Jonah Williams, Alabama
 LB - Devin White, LSU
 CB - Greedy Williams, LSU

2nd Team

TE - Albert Okwuegbunam, Missouri
 OL - Greg Little, Ole Miss
 OL - Martez Ivey, Florida
 DL - Jeffery Simmons, Mississippi State
 DL - Raekwon Davis, Alabama
 CB - Deandre Baker, Georgia
 K - Rodigo Blankenship, Georgia
 P - Corey Fatony, Missouri

PR - Richard Floyd, Missouri
 KR - Deebo Samuel, South Carolina
 AP - Deebo Samuel, South Carolina

2018 Media Days All-SEC Team

OFFENSE

First-Team

QB Drew Lock, Missouri
 RB Damien Harris, Alabama
 RB Benny Snell Jr., Kentucky
 WR A.J. Brown, Ole Miss
 WR Deebo Samuel, South Carolina
 TE Albert Okwuegbunam, Missouri
 OL Jonah Williams, Alabama
 OL Greg Little, Ole Miss
 OL Martez Ivey, Florida
 OL Trey Smith, Tennessee
 C Ross Pierschbacher, Alabama

Second-Team

QB Jarrett Stidham, Auburn
 RB D'Andre Swift, Georgia
 RB Trayveon Williams, Texas A&M
 WR Terry Godwin, Georgia
 WR Ryan Davis, Auburn
 TE Isaac Nauta, Georgia
 OL Andrew Thomas, Georgia
 OL Lester Cotton, Alabama
 OL Hjalte Froholdt, Arkansas
 OL Garrett Brumfield, LSU
 C Lamont Gaillard, Georgia

Third-Team

*QB Nick Fitzgerald, Mississippi State
 *QB Jake Fromm, Georgia
 RB Aeris Williams, Mississippi State
 RB Jordan Scarlett, Florida
 WR Jerry Jeudy, Alabama
 WR Emanuel Hall, Missouri
 TE C.J. Conrad, Kentucky
 OL Matt Womack, Alabama
 OL Zack Bailey, South Carolina
 OL Javon Patterson, Ole Miss
 OL Marquel Harrell, Auburn
 C Erik McCoy, Texas A&M

DEFENSE

First-Team

DL Raekwon Davis, Alabama
 DL Cece Jefferson, Florida
 DL Montez Sweat, Mississippi State
 DL Jeffery Simmons, Mississippi State
 LB Devin White, LSU
 LB Anfernee Jennings, Alabama
 LB Mack Wilson, Alabama
 DB Deandre Baker, Georgia
 DB Greedy Williams, LSU
 DB J.R. Reed, Georgia
 DB Deionte Thompson, Alabama

Second-Team

DL Jonathan Ledbetter, Georgia
 DL Terry Beckner, Missouri
 DL Derrick Brown, Auburn

DL Isaiah Buggs, Alabama
 LB Josh Allen, Kentucky
 LB Deshaun Davis, Auburn
 LB D'Andre Walker, Georgia
 DB Mike Edwards, Kentucky
 DB Chauncey Gardner-Johnson, Florida
 DB Jamel Dean, Auburn
 DB CJ Henderson, Florida

Third-Team

DL Dontavious Russell, Auburn
 DL Rashard Lawrence, LSU
 DL Marlon Davidson, Auburn
 *DL Kingsley Keke, Texas A&M
 *DL Landis Durham, Texas A&M
 LB Dylan Moses, Alabama
 LB David Reese, Florida
 LB De'Jon Harris, Arkansas
 DB Mark McLaurin, Mississippi State
 DB Marco Wilson, Florida
 DB Javaris Davis, Auburn
 DB Santos Ramirez, Arkansas

SPECIALISTS

First-Team

P Corey Fatony, Missouri
 PK Rodrigo Blankenship, Georgia
 RS Deebo Samuel, South Carolina
 AP Deebo Samuel, South Carolina

Second-Team

P Joseph Charlton, South Carolina
 PK Daniel LaCamera, Texas A&M
 RS Mecole Hardman, Georgia
 AP Trevon Diggs, Alabama

Third-Team

P Zach Von Rosenberg, LSU
 PK Tucker McCann, Missouri
 RS Trevon Diggs, Alabama
 AP Kadarius Toney, Florida

2018 Preseason Coaches All-SEC Football Team

First Team

OFFENSE

TE Albert Okwuegbunam, Missouri
 OL Jonah Williams, Alabama
 OL Greg Little, Ole Miss
 OL Martez Ivey, Florida
 OL Trey Smith, Tennessee
 C Ross Pierschbacher, Alabama
 WR A.J. Brown, Ole Miss
 WR Deebo Samuel, South Carolina
 QB Drew Lock, Missouri
 RB Damien Harris, Alabama
 RB Benny Snell, Kentucky
 AP Deebo Samuel, South Carolina

DEFENSE

DL Raekwon Davis, Alabama
 DL Cece Jefferson, Florida
 DL Jeffery Simmons, Mississippi State
 DL Montez Sweat, Mississippi State
 LB Devin White, LSU

PRESEASON HONORS

LB Mack Wilson, Alabama
 LB Josh Allen, Kentucky
 DB Deandre Baker, Georgia
 DB Greedy Williams, LSU
 DB Mike Edwards, Kentucky
 DB Chauncey Gardner-Johnson, Florida*
 DB J.R. Reed, Georgia*

SPECIAL TEAMS

PK Rodrigo Blankenship, Georgia
 P Corey Fatony, Missouri
 RS Deebo Samuel, South Carolina

Second Team

OFFENSE

TE Isaac Nauta, Georgia
 OL Hjalte Froholdt, Arkansas
 OL Andrew Thomas, Georgia
 OL Garrett Brumfield, LSU
 OL Lester Cotton, Alabama
 C Lamont Gaillard, Georgia
 WR Ryan Davis, Auburn
 WR Terry Godwin, Georgia
 QB Jarrett Stidham, Auburn
 RB Trayveon Williams, Texas A&M
 RB D'Andre Swift, Georgia
 AP Trevon Diggs, Alabama

DEFENSE

DL Terry Beckner, Missouri
 DL Derrick Brown, Auburn
 DL Jonathan Ledbetter, Georgia
 DL Isaiah Buggs, Alabama
 LB Deshaun Davis, Auburn
 LB Anfernee Jennings, Alabama
 LB D'Andre Walker, Georgia
 DB Jamel Dean, Auburn
 DB CJ Henderson, Florida
 DB Deionte Thompson, Alabama
 DB Mark McLaurin, Mississippi State

SPECIAL TEAMS

PK Daniel LaCamera, Texas A&M
 P Joseph Charlton, South Carolina
 RS Mecole Hardman, Georgia

Third Team

OFFENSE

TE C.J. Conrad, Kentucky
 OL Zack Bailey, South Carolina
 OL Darryl Williams, Mississippi State
 OL Marquel Harrell, Auburn
 OL Deion Calhoun, Mississippi State*
 OL Brian Wallace, Arkansas*
 OL Javon Patterson, Ole Miss*
 C Erik McCoy, Texas A&M
 WR Emanuel Hall, Missouri
 WR D.K. Metcalf, Ole Miss
 QB Jake Fromm, Georgia
 RB Aeris Williams, Mississippi State
 RB Jordan Scarlett, Florida
 AP Lynn Bowden, Kentucky

2018 Media Days Preseason Poll

Alabama was predicted to win the 2018 SEC Championship in a vote of media in attendance at SEC Media Days in Atlanta in July.

The Crimson Tide received 193 votes to be crowned SEC Champion on December 1 in Atlanta at Mercedes-Benz Stadium, while Georgia was second with 69 votes.

Georgia was selected to win the SEC Eastern Division with 1,977 points, including 271 first-place votes, while South Carolina was second with 1,535 points and 8 votes to win the division. Florida was third with 1,441 total points. Points were awarded on a 7-6-5-4-3-2-1 scale.

Alabama was picked to win the SEC Western Division with 1,971 total points, while Auburn was second with 1,664. Alabama received 263 first-place votes in the SEC West. Mississippi State was third with 1,239 points.

Only six times since 1992 has the predicted champion at SEC Media Days proceeded to win the SEC Championship.

2018 SEC Media Days Predicted Order of Finish
 (1st Place votes in parenthesis)

EASTERN DIVISION		WESTERN DIVISION		SEC CHAMPION	
Georgia (271)	1977	Alabama (263)	1971	Alabama	193
South Carolina (8)	1535	Auburn (19)	1664	Georgia	69
Florida (4)	1441	Mississippi State (2)	1239	Auburn	14
Missouri	1057	Texas A&M	1091	South Carolina	4
Kentucky (1)	874	LSU	1025	Florida	2
Tennessee (1)	704	Ole Miss	578	Mississippi State	1
Vanderbilt	392	Arkansas	412	Missouri	1

DEFENSE

DL Rashard Lawrence, LSU
 DL Marlon Davidson, Auburn
 DL Landis Durham, Texas A&M
 DL Dontavious Russell, Auburn
 LB De'Jon Harris, Arkansas
 LB Charles Wright, Vanderbilt*
 LB David Reese, Florida*
 LB Leo Lewis, Mississippi State*
 DB Grant Delpit, LSU
 DB Javaris Davis, Auburn
 DB Marco Wilson, Florida
 DB Jamal Peters, Mississippi State*
 DB Zedrick Woods, Ole Miss*
 DB Santos Ramirez, Arkansas*
 DB LaDarius Wiley, Vanderbilt*
 DB DeMarkus Acy, Missouri*

SPECIAL TEAMS

PK Tucker McCann, Missouri
 P Braden Mann, Texas A&M
 RS Lynn Bowden, Kentucky*
 RS De'Vion Warren, Arkansas*

* - Indicates a tie

SEC PLAYERS ON AWARD WATCH LISTS

PRESEASON

<u>Name</u>	<u>School</u>	<u>Award</u>			
Paul Adams	Missouri	Outland	Tucker McCann	Missouri	Groza
Otaro Alaka	Texas A&M	Butkus	Erik McCoy	Texas A&M	Rimington
Josh Allen	Kentucky	Bednarik, Butkus, Lott	T.J. McCoy	Florida	Rimington
Deandre Baker	Georgia	Bednarik, Thorpe, Lott	Foster Moreau	LSU	Mackey
Terry Beckner	Missouri	Bednarik, Nagurski, Outland	Dylan Moses	Alabama	Butkus
Jake Bentley	South Carolina	O'Brien, Maxwell, Camp, Manning	Isaac Nauta	Georgia	Mackey
			Albert Okwuegbunam	Missouri	Mackey
Rodrigo Blankenship	Georgia	Groza, Wuerffel	Javon Patterson	Ole Miss	Wuerffel
Lynn Bowden Jr.	Kentucky	Hornung	Kyle Phillips	Tennessee	Wuerffel
A.J. Brown	Ole Miss	Biletnikoff, Maxwell, Camp	Ross Pierschbacher	Alabama	Outland, Rimington
Derrick Brown	Auburn	Nagurski, Outland, Wuerffel	Jared Pinkney	Vanderbilt	Mackey
T.J. Brunson	South Carolina	Wuerffel	Sean Rawlings	Ole Miss	Rimington
Isaiah Buggs	Alabama	Hendricks	J.R. Reed	Georgia	Thorpe
Jace Christmann	Mississippi State	Groza	David Reese	Florida	Bednarik, Nagurski, Butkus
C.J. Conrad	Kentucky	Mackey, Wuerffel	Dontavius Russell	Auburn	Bednarik
Damarea Crockett	Missouri	Walker	Deebo Samuel	South Carolina	Biletnikoff, Maxwell, Hornung
K.C. Crosby	South Carolina	Mackey	Kyle Shurmur	Vanderbilt	Maxwell, Camp, Manning
Marlon Davidson	Auburn	Nagurski	Jeffery Simmons	Mississippi State	Bednarik, Nagurski, Outland, Lott
Deshaun Davis	Auburn	Butkus, Lott			
Javaris Davis	Auburn	Bednarik	Trey Smith	Tennessee	Outland
Raekwon Davis	Alabama	Bednarik, Nagurski, Camp, Hendricks	Benny Snell	Kentucky	Walker, Maxwell, Camp
			Donell Stanley	South Carolina	Rimington
Ryan Davis	Auburn	Biletnikoff	Jace Sternberger	Texas A&M	Mackey
Trevon Diggs	Alabama	Hornung	Jarrett Stidham	Auburn	O'Brien, Maxwell, Camp, Manning
Tyrel Dodson	Texas A&M	Bednarik, Nagurski			
Rico Dowdle	South Carolina	Walker	Montez Sweat	Mississippi State	Bednarik, Nagurski, Hendricks
Landis Durham	Texas A&M	Nagurski, Hendricks	D'Andre Swift	Georgia	Walker, Maxwell
Mike Edwards	Kentucky	Bednarik, Nagurski, Thorpe	Tua Tagovailoa	Alabama	Maxwell
Corey Fatony	Missouri	Guy, Wuerffel	Dedrick Thomas	Mississippi State	Hornung
Blake Ferguson	LSU	Wuerffel	DeAndre Walker	Georgia	Butkus
Nick Fitzgerald	Mississippi State	O'Brien, Maxwell, Manning	Nigel Warrior	Tennessee	Bednarik
Hjalte Froholdt	Arkansas	Outland, Wuerffel	Devin White	LSU	Bednarik, Nagurski, Butkus, Lott
Jake Fromm	Georgia	O'Brien, Maxwell			
Lamont Gaillard	Georgia	Outland, Rimington	Devwah Whaley	Arkansas	Walker
Chauncy Gardner-Johnson	Florida	Lott	Aeris Williams	Mississippi State	Walker
Riley Garner	Texas A&M	Wuerffel	Greedy Williams	LSU	Bednarik, Nagurski, Thorpe, Camp
Jonathan Giles	LSU	Biletnikoff	Jonah Williams	Alabama	Outland
Gerri Green	Mississippi State	Wuerffel	Trayveon Williams	Texas A&M	Walker, Maxwell
Dre Greenlaw	Arkansas	Butkus	Mack Wilson	Alabama	Bednarik, Butkus
Emanuel Hall	Missouri	Biletnikoff	D.J. Wonnum	South Carolina	Bednarik, Hendricks
Terez Hall	Missouri	Nagurski, Butkus	Charles Wright	Vanderbilt	Bednarik
Mecole Hardman	Georgia	Hornung	Jabari Zuniga	Florida	Hendricks
Damien Harris	Alabama	Walker, Maxwell, Camp			
De'Jon Harris	Arkansas	Bednarik, Nagurski, Butkus			
Chase Hayden	Arkansas	Walker			
Hale Hentges	Alabama	Mackey, Wuerffel			
Jalen Hurts	Alabama	O'Brien, Maxwell			
Martez Ivey	Florida	Outland			
Cece Jefferson	Florida	Nagurski, Hendricks			
Elgton Jenkins	Mississippi State	Rimington			
Anfernee Jennings	Alabama	Bednarik, Butkus, Lott			
Fred Johnson	Florida	Wuerffel			
Kingsley Keke	Texas A&M	Bednarik			
Dawson Knox	Ole Miss	Mackey			
Daniel LaCamera	Texas A&M	Groza			
Jonathan Ledbetter	Georgia	Nagurski, Hendricks			
Greg Little	Ole Miss	Outland			
Drew Lock	Missouri	Maxwell, Camp, Manning			

LIST INCLUDES 20 AWARDS: Bednarik (Defensive Player), Maxwell (Player), Mackey (Tight End), Rimington (Center), Groza (Kicker), Guy (Punter), Nagurski (Defensive Player), Outland (Interior Lineman), Thorpe (Defensive Back), Butkus (Linebacker), Lombardi (Lineman/ Linebacker), Biletnikoff (Wide Receiver), O'Brien (Quarterback), Walker (Running Back), Camp (Player), Manning (Quarterback), Lott (Defensive Impact Player), Hendricks (Defensive End), Hornung (Multi-Purpose Player), Wuerffel (Community Service).

SEC CHAMPIONSHIP GAME

SEC DIVISIONAL TIE-BREAKER

In the event of a tie for the division championship, the following procedures will be used to break all ties to determine the SEC Football Championship Game representative. All Conference versus Conference Games (both division and non-division) will be counted in the Conference Standings.

1. **Two-Team Tie.** In the event two teams are tied for a division title, the following procedure will be used in the following order:

- Head-to-head competition between the two tied teams;
- Records of the tied teams within the division;
- Head-to-head competition against the team within the division with the best overall (divisional and non-divisional) Conference record, and proceeding through the division (multiple ties within the division will be broken from first to last and a tie for first place will be broken before a tie for fourth place);
- Overall record against non-divisional teams;
- Combined record against all common non-divisional teams;
- Record against the common non-divisional team with the best overall Conference record (divisional or non-divisional) and proceeding through other common non-divisional teams based on their order of finish within their division;
- Best cumulative Conference winning percentage of non-divisional opponents; and

Example: Tied Teams Non-Divisional Opponents Cumulative Record

Western 1 Eastern Opponents: 14-2
 Western 2 Eastern Opponents: 12-4
 (Western 1 would be the representative)

H. Coin flip of the tied teams.

2. **Three-Team Tie (or more).** If three teams (or more) are tied for a division title, the following procedure will be used in the following order: (Note: If one of the procedures results in one team being eliminated and two remaining, the two-team tiebreaker procedure as stated in No. 1 above will be used):

- Combined head-to-head record among the tied teams;
- Record of the tied teams within the division;
- Head-to-head competition against the team within the division with the best overall Conference record (divisional and non-divisional) and proceeding through the division (multiple ties within the division will be broken from first to last and a tie for first place will be broken before a tie for fourth place);
- Overall Conference record against non-divisional teams;
- Combined record against all common non-divisional teams;
- Record against the common non-divisional team with the best overall Conference record (divisional and non-divisional) and proceeding through other common non-divisional teams based on their order of finish within their division; and
- Best cumulative Conference winning percentage of non-divisional opponents (Note: If two teams' non-divisional opponents have the same cumulative record, then the two-team tiebreaker procedures apply. If four teams are tied, and three teams' non-divisional opponents have the same cumulative record, the three-team tiebreaker procedures will be used beginning with 2.A.);

Example: Tied Teams Non-Divisional Opponents Cumulative Record

Western 1 Eastern Opponents: 14-2
 Western 2 Eastern Opponents: 12-4
 Western 3 Eastern Opponents: 8-8
 (Western 1 would be the representative)

H. Coin flip of the tied teams with the team with the odd result being the representative (Example: If there are two teams with tails and one team with heads, the team with heads is the representative).

2018 SEC CHAMPIONSHIP GAME

The Southeastern Conference's Eastern and Western Division winners will meet in Atlanta's newly constructed Mercedes-Benz Stadium to battle for the league championship and the right to represent the conference in the College Football Playoff. The 27th-annual title game is set for December 1 and will be televised nationally by CBS Sports.

The game was born as a result of 1992 conference expansion, which saw Arkansas and South Carolina become the first members added in SEC history. Under NCAA regulations, a conference with 12 members may play an additional football game to determine its champion, provided the regular season is played in divisions.

The participants of the game are determined each year during the eight-game regular-season conference schedule as the teams with the best overall SEC winning percentage in each division.

The 2017 SEC Championship Game was the highest rated game in the nation for the entire regular season. No. 7 Georgia's 28-7 win over No. 2 Auburn drew an average overnight rating of 8.4 and 18 share, the best for CBS since 2013, when the Iron Bowl drew an 8.6/18 rating and share. Those figures are up 20 percent from last year's SEC Championship Game between Alabama and Florida (7.0/15).

The 2009 SEC Championship Game earned an 11.8 rating and a 24 share, marking the highest-rated SEC Championship Game in history. The game matched the No. 1 Florida Gators (12-0) vs. the No. 2 Alabama Crimson Tide (12-0).

The SEC Championship Game has drawn 24 capacity crowds in its 26-year history. Only 1993 (Birmingham) and 1995 (Atlanta) were not sellouts.

The SEC, along with AMB Sports & Entertainment (AMBSE) and the Georgia World Congress Center Authority (GWCCA), have an agreement to host the SEC Championship Game at Mercedes-Benz Stadium in Atlanta through 2026. The new agreement allows the SEC the option of adding up to two successive five-year extensions.

The Georgia Dome hosted the SEC Championship Game for 23 years beginning in 1994, with capacity crowds in the last 21 consecutive years. By the end of the new agreement, including options, the Championship will have been played in Atlanta a total of 43 years.

Year	Score	Attendance
1992	Alabama 28, Florida 21	83,091
1993	Florida 28, Alabama 13	76,345
1994	Florida 24, Alabama 23	74,751
1995	Florida 34, Arkansas 3	71,325
1996	Florida 45, Alabama 30	74,132
1997	Tennessee 30, Auburn 29	74,896
1998	Tennessee 24, Miss. State 14	74,795
1999	Alabama 34, Florida 7	71,500
2000	Florida 28, Auburn 6	73,427
2001	LSU 31, Tennessee 20	74,843
2002	Georgia 30, Arkansas 3	74,835
2003	LSU 34, Georgia 13	74,913
2004	Auburn 38, Tennessee 28	74,892
2005	Georgia 34, LSU 14	73,717
2006	Florida 38, Arkansas 28	73,374
2007	LSU 21, Tennessee 14	73,832
2008	Florida 31, Alabama 20	75,892
2009	Alabama 32, Florida 13	75,514
2010	Auburn 56, South Carolina 17	75,802
2011	LSU 42, Georgia 10	74,515
2012	Alabama 32, Georgia 28	75,624
2013	Auburn 59, Missouri 42	75,632
2014	Alabama 42, Missouri 13	73,526
2015	Alabama 29, Florida 15	75,320
2016	Alabama 54, Florida 16	74,632
2017	Georgia 28, Auburn 7	76,534

Here's a chart of team history in the SEC Championship Game:

Team	Appearances	W-L	Pct.
Florida	12	7-5	.583
Alabama	11	7-4	.636
Auburn	6	3-3	.500
Georgia	6	3-3	.500
LSU	5	4-1	.800
Tennessee	5	2-3	.400
Arkansas	3	0-3	.000
Missouri	2	0-2	.000
Mississippi State	1	0-1	.000
South Carolina	1	0-1	.000

SEC CHAMPIONSHIP GAME

SEC CHAMPIONSHIP GAME RACE RECAPS

1992 - Both races decided before final weekend. Florida and Georgia (6-2 in the SEC) were co-champions in the Eastern Division. The Gators won the tie-breaker by virtue of a 26-24 win over the Bulldogs earlier in the season. Alabama (8-0) was the outright Western Division champion, even with a game against Auburn in the final weekend, which the Tide won, 17-0.

1993 - Both races decided before final weekend. Florida won the Eastern Division and Alabama won the Western Division. The Gators finished 1/2 game ahead of Tennessee (UT tied Alabama, 17-17). Alabama, at 5-2-1, finished two games ahead second-place Arkansas. Auburn was 8-0 in the SEC, but was ineligible for the conference title.

1994 - Both races decided before final weekend. Florida won the Eastern Division, finishing SEC play at 7-1, two games ahead of Tennessee. Alabama won the Western Division with an 8-0 SEC mark, three games ahead of Miss. State.

1995 - Both races decided before final weekend. Florida won the Eastern Division, finishing SEC play at 8-0, one game ahead of Tennessee. Arkansas won the Western Division with a 6-2 SEC mark, one game ahead of Auburn and Alabama.

1996 - Both races decided before final weekend. Florida won the Eastern Division, finishing SEC play at 8-0, one game ahead of Tennessee. Alabama won the Western Division with a 6-2 SEC mark, tying LSU. However, the Tide defeated the Tigers, 26-0, earlier in the year to win the tie-breaker.

1997 - Eastern Division race not finalized until after the final weekend. Tennessee defeated Vanderbilt, 17-10, to win the division on the final weekend. Tennessee, at 7-1 in the SEC, finished one game ahead of Georgia and Florida. Auburn had won the Western Division with a 6-2 SEC mark, tying LSU. However, Auburn defeated LSU, 31-28, earlier in the year to win the tie-breaker.

1998 - Western Division race not finalized until after the final weekend. Miss. State defeated Ole Miss, 28-6, on Thanksgiving night, to win division on final weekend. Arkansas and Miss. State finished in tie for the division title. However, Miss. State defeated Arkansas, 22-21, earlier that season to win the tie-breaker. Arkansas defeated LSU 41-14 on the final weekend, but when State defeated Ole Miss, the chase for the Championship Game had been won. Tennessee had clinched the Eastern Division before the final weekend and defeated Vanderbilt, 41-0, to finished the SEC at 8-0.

1999 - Both races decided before final weekend. Florida won the Eastern Division, finishing SEC play at 7-1, one game ahead of Tennessee. Alabama won the Western Division with a 7-1 SEC mark, one game ahead of Miss. State.

2000 - Both races decided before final weekend. Florida won the Eastern Division, finishing SEC play at 7-1, two games ahead of South Carolina, Georgia and Tennessee. Auburn won the Western Division with a 6-2 SEC mark, one game ahead of LSU. LSU lost to Arkansas in the final weekend, 14-3. Even if the Tigers would have beaten the Razorbacks, Auburn would have won the tie-breaker over LSU due to a 34-17 win earlier in the season.

2001 - Both races go down to the final weekend. Due to game postponements on Sept. 15, games were reschedule for Dec. 1. On that weekend, Tennessee defeated Florida, 34-32, in Gainesville, and LSU defeated Auburn, 27-14, in Baton Rouge, to clinch berths in the SEC Championship Game. The Vols won the East with a 7-1 mark while LSU had a 5-3 mark and tied with Auburn for the West, but won the head-to-head tiebreaker.

2002 - Western division race not finalized until after the final weekend. Georgia clinched the Eastern Division championship on Nov. 16 after defeating Auburn, 24-21, in Auburn. The 7-1 Bulldogs finish one game ahead of Florida, which was 6-2. Arkansas wins the Western Division on the season's final weekend, defeating LSU, 21-20, in Little Rock on Nov. 29. The Razorbacks, LSU Tigers and Auburn Tigers are tied at 5-3 but Arkansas wins the head-to-head tiebreakers.

2003 - Both races decided on final weekend. Tennessee defeats Kentucky, 20-7, to force a three-way tie for Eastern Division championship between Vols, Georgia and Florida. Using tie-breaker involving the BCS standings, Georgia has the highest BCS ranking and has defeated Tennessee (next highest ranking) during regular season to secure SEC Championship Game berth. LSU defeats Arkansas, 55-24, and Ole Miss beats Mississippi State, 31-0, to force a tie for the Western Division championship. LSU's 17-14 win over Ole Miss the week before earns the Tigers the Western Division berth.

2004 - Auburn clinches berth in the SEC Championship Game on Oct. 30, tying the earliest since the game began in 1992 (Alabama, 1993). The Tigers (8-0) finish two games ahead in the standings of second-place LSU (6-2). Tennessee clinches berth as Eastern Division representative with 38-33 win against Vanderbilt on Nov. 20. The Vols (7-1) would win their next game on the following weekend against Kentucky to claim the division title outright. Georgia was second in the Western Division with a 6-2 mark.

2005 - Georgia (6-2) clinched Eastern Division Championship with a 45-13 win over Kentucky on Nov. 19. The Bulldogs finish one full game ahead of South Carolina and Florida in the standings. LSU clinched Western Division title with a 19-17 win over Arkansas on Nov. 25. The Tigers finished tied for the Western Division title (7-1), but defeated Auburn, 20-17, on Oct. 22, to win the tie-breaker.

2006 - Florida (7-1) clinched Eastern Division Championship and berth in the SEC Championship Game on Nov. 4, by defeating Vanderbilt, 25-19. Arkansas clinched the Western Division title and SEC Championship Game berth with a 28-14 win over Mississippi State on Nov. 18.

2007 - LSU (6-2) clinched Western Division berth in the SEC Championship Game on Week 11 after Alabama and Auburn both lose. Tennessee (6-2) gets Eastern Division berth with 52-50 four-overtime victory over Kentucky in Week 13. The Vols win the tie-breaker with Georgia (6-2), defeating the Bulldogs 35-14 in Week 6.

2008 - Alabama (8-0) clinched Western Division berth in SEC Championship Game on Week 11 (Nov. 1) after defeating LSU, 27-21. Florida (7-1) clinched Eastern Division berth in SEC Championship Game on Week 12 (Nov. 8) after defeating Vanderbilt, 42-14.

2009 - Florida (8-0) clinched Eastern Division berth in SEC Championship Game on Week 9 (Oct. 31) after defeating Georgia, 41-17. Alabama (8-0) clinched Western Division berth in SEC Championship Game on Week 11 (Nov. 14) after defeating Mississippi State, 31-3.

2010 - Both spots in the SEC Championship Game were clinched on Week 11 (Nov. 13). Auburn (8-0) clinched Western Division berth with a 49-31 win against Georgia. South Carolina (5-3) clinched Eastern Division berth with a 36-14 win against Florida.

2011 - Georgia (7-1) clinched a berth in the SEC Championship Game in Week 12 (Nov. 19) with a 19-10 win over Kentucky while LSU (8-0) clinched its berth in Week 13 (last weekend of the regular season) with a 41-17 win over Arkansas

2012 - Georgia (7-1) clinched a berth in the SEC Championship Game in Week 11 (Nov. 10) with a 38-0 win over Auburn. Alabama clinched a berth in the SEC Championship Game in Week 13 (Nov. 24) with a 49-0 win over Auburn.

2013 - For the first time since 2003, both races were determined on the final weekend. Auburn (7-1) clinched a berth in the SEC Championship Game with a dramatic 34-28 win off a 109-yard missed field goal return for a touchdown on the game's final play at Auburn. SEC newcomer Missouri (7-1) clinched a berth in the SEC Championship Game with a 28-21 home win over Texas A&M.

2014 - For the second straight season, both divisional races were determined on the final weekend. Missouri won the SEC East outright by closing the season with three straight SEC wins, including two on the road for their second straight trip to Atlanta. Alabama won the Western Division outright as well, with Ole Miss defeating Mississippi State in the Egg Bowl, while Alabama topped Auburn in the Iron Bowl.

2015 - Florida (7-1) won the Eastern Division, clinching a spot after defeating Vanderbilt on Nov. 7. Alabama (7-1) claimed the Western Division with a victory over Auburn in the Iron Bowl on the final day of the regular season. It was the fourth straight season where the Western Champion was the Iron Bowl winner.

2016 - Florida (6-2) won the Eastern Division, clinching a spot after defeating LSU in Baton Rouge on Nov. 19. Alabama claimed the Western Division with a victory over Mississippi State on Nov. 12. This marked the first time since 2010 that saw the SEC Championship Game set prior to the final weekend of the regular season.

2017 - Georgia (7-1) won the Eastern Division, clinching a spot on Nov. 4 after defeating South Carolina 24-10 in Athens. Georgia's clinching of a spot in the SEC Championship Game on Nov. 4 is the earliest a team has done so since Florida (Oct. 31) in 2009. Auburn (7-1) claimed the Western Division with a victory over Alabama the final day of the regular season. Alabama and Auburn were co-champions of the division, with Auburn representing the SEC Western Division in Atlanta due to head-to-head tiebreaker.

SEC CHAMPIONSHIP GAME RACE RECAP

The earliest a berth has been clinched in the SEC Championship Game is Oct. 30 (Auburn, 2004, & Alabama, 1993).

In 17 of 52 divisional races (including 2017), a championship game berth has not been decided until the weekend prior to the SEC Championship Game. That occurred in 1997 (Tennessee), 1998 (Mississippi State), 2001 (Tennessee and LSU), 2002 (Arkansas), 2003 (Georgia and LSU), 2005 (LSU), 2007 (Tennessee), 2011 (LSU), 2012 (Alabama), 2013 (Auburn and Missouri), 2014 (Alabama and Missouri), 2015 (Alabama) and 2017 (Auburn).

2018 SEC Football

2017 SEC FOOTBALL CHAMPIONSHIP GAME

2017 SEC CHAMPIONSHIP GAME

The 26th annual SEC Football Championship Game was played on Dec. 2 at Mercedes-Benz Stadium in Atlanta, with Georgia claiming a 28-7 victory over Auburn and the No. 3 seed in the College Football Playoff. The SEC Champion has advanced to the Playoff each year.

The game drew a capacity crowd of 76,534 and had a 8.4/18 television rating for CBS Sports, the highest rated college football game in the nation in 2017 and highest rating for CBS since the 2013 Iron Bowl.

The 2009 SEC Championship Game earned a 11.8 rating and a 24 share, the highest rated SEC Championship Game in history.

The game was played in Birmingham's Legion Field in 1992 and 1993 and moved to the Georgia Dome in 1994.

The Championship Game has drawn 24 capacity crowds in its 26-year history. Only 1993 (Birmingham) and 1995 (Atlanta) were not sellouts.

Year	Score	Attendance
1992	Alabama 28, Florida 21	83,091
1993	Florida 28, Alabama 13	76,345
1994	Florida 24, Alabama 23	74,751
1995	Florida 34, Arkansas 3	71,325
1996	Florida 45, Alabama 30	74,132
1997	Tennessee 30, Auburn 29	74,896
1998	Tennessee 24, Miss. State 14	74,795
1999	Alabama 34, Florida 7	71,500
2000	Florida 28, Auburn 6	73,427
2001	LSU 31, Tennessee 20	74,843
2002	Georgia 30, Arkansas 3	74,835
2003	LSU 34, Georgia 13	74,913
2004	Auburn 38, Tennessee 28	74,892
2005	Georgia 34, LSU 14	73,717
2006	Florida 38, Arkansas 28	73,374
2007	LSU 21, Tennessee 14	73,832
2008	Florida 31, Alabama 20	75,892
2009	Alabama 32, Florida 13	75,514
2010	Auburn 56, South Carolina 17	75,802
2011	LSU 42, Georgia 10	74,515
2012	Alabama 32, Georgia 28	75,624
2013	Auburn 59, Missouri 42	75,632
2014	Alabama 42, Missouri 13	73,526
2015	Alabama 29, Florida 15	75,320
2016	Alabama 54, Florida 16	74,632
2017	Georgia 28, Auburn 7	76,534

2017 SEC FOOTBALL CHAMPIONSHIP GAME

Georgia 28, Auburn 7

Dec. 2, 2017 • Mercedes-Benz Stadium (76,534) • Atlanta, Ga.

Georgia.....	0	10	3	15	- 28	Record: (12-1, 7-1)
Auburn.....	7	0	0	0	- 7	Record: (10-3, 7-1)

Scoring Summary:

1st	09:54 AU - Nate Craig-Myers 6 yd pass from Jarrett Stidham (Daniel Carlson kick), 10-75 5:06, UGA 0 - AU 7
2nd	10:14 UGA - Isaac Nauta 2 yd pass from Jake Fromm (R. Blankenship kick), 7-84 2:50, UGA 7 - AU 7
	04:59 UGA - R. Blankenship 27 yd field goal, 8-58 3:34, UGA 10 - AU 7
3rd	01:26 UGA - R. Blankenship 35 yd field goal, 7-62 3:22, UGA 13 - AU 7
4th	13:06 UGA - Terry Godwin 7 yd pass from Jake Fromm (Terry Godwin pass from Jake Fromm), 4-39 1:43, UGA 21 - AU 7
	10:34 UGA - D'Andre Swift 64 yd run (R. Blankenship kick), 3-75 1:38, UGA 28 - AU 7

	Georgia	Auburn
FIRST DOWNS.....	20	18
RUSHES-YARDS (NET).....	41-238	31-114
PASSING YDS (NET).....	183	145
Passes Att-Comp-Int.....	22-16-0	32-16-0
TOTAL OFFENSE PLAYS-YARDS.....	63-421	63-259
Fumble Returns-Yards.....	1-9	0-0
Punt Returns-Yards.....	1-3	2-14
Kickoff Returns-Yards.....	0-0	1-20
Interception Returns-Yards....	0-0	0-0
Punts (Number-Avg).....	4-44.0	6-40.7
Fumbles-Lost.....	1-0	2-2
Penalties-Yards.....	7-91	5-39
Possession Time.....	33:02	26:58
Third-Down Conversions.....	2 of 11	4 of 13
Fourth-Down Conversions.....	1 of 2	0 of 1
Red-Zone Scores-Chances.....	4-5	1-3
Sacks By: Number-Yards.....	3-24	2-13

Full Game Statistics: <http://www.statbroadcast.com/events/archived.php?id=199698>
and <http://stats.statbroadcast.com/statmonitr/?id=199698>

MVP: Georgia LB Roquan Smith is the MVP. It is the fifth time and the second straight year a defensive player has taken home top honors. Smith tied the championship game record with two fumble recoveries set previously by Florida's Mike Nattiel in 2000 versus Auburn. Smith's 10 solo tackles tied for the second-most in championship game history.

NOTES

- Georgia's victory ended an eight-year SEC Championship Game winning streak for the SEC Western Division. The last Eastern Division winner prior to this year was Florida in 2008.
- Georgia claims its 13th SEC championship which ties Tennessee for second all-time. The win also pushes its mark to 3-3 in the championship while snapping a two-game losing streak (2011, 12).
- Tonight's attendance is 76,534. It is the second-highest in championship game history, trailing only the inaugural championship game in Birmingham, Ala., in 1992 of 83,091. The largest Georgia Dome attendance was 75,892 in 2008.
- In the seventh rematch of a regular season game, it is only the second time that the loser of that game won the rematch. LSU defeated Tennessee 31-20 in 2001 after dropping the regular season game 26-18. Earlier this season Auburn defeated Georgia 40-17.

SEC CHAMPIONSHIP GAME HISTORY

Team	App.	Record	Titles
Florida	12	7-5 (.583)	7 (1993, 1994, 1995, 1996, 2000, 2006, 2008)
Alabama	11	7-4 (.636)	7 (1992, 1999, 2009, 2012, 2014, 2015, 2016)
Auburn	6	3-3 (.500)	3 (2004, 2010, 2013)
Georgia	6	3-3 (.500)	3 (2002, 2005, 2017)
LSU	5	4-1 (.800)	4 (2001, 2003, 2007, 2011)
Tennessee	5	2-3 (.400)	2 (1997, 1998)
Arkansas	3	0-3 (.000)	
Missouri	2	0-2 (.000)	
Mississippi State	1	0-1 (.000)	
South Carolina	1	0-1 (.000)	

2018 SEC FOOTBALL LEGENDS CLASS

BIRMINGHAM, Ala. (October 2, 2018) — The Southeastern Conference on Tuesday announced its 2018 AT&T SEC Football Legends class, an assemblage of former football standouts who will be honored at events surrounding the SEC Football Championship Game in Atlanta in December.

The class will be honored at the 2018 SEC Football "Weekend of Champions" Nov. 30-Dec. 1 in Atlanta, Ga, highlighted by the annual SEC Legends Dinner presented by AT&T on Fri., Nov. 30 at the Hyatt Regency in Atlanta. The group will also be recognized prior to the SEC Football Championship Game, which will be held at the new Mercedes-Benz Stadium on Sat., Dec. 1.

The 2018 Football Legends Class includes 14 former stars who excelled on the gridiron and helped write the rich history of the sport at their respective institutions. This year's class includes All-Americans, All-SEC selections and Academic All-Americans. The group represents teams that won National and SEC Championships and are represented in state, school and college football halls of fame.

Below is a listing and biographies of the 2018 SEC Football Legends:

2018 SEC FOOTBALL LEGEND BIOGRAPHIES

ALABAMA — Shaun Alexander, Running Back, 1996-99

Shaun Alexander was regarded as one of the most productive backs in the country during his playing days at Alabama. He burst onto the scene with a 291-yard performance as a freshman against LSU, then rushed for more than 1,000 yards in each of his junior and senior seasons. He earned First Team All-America honors as a senior, leading the Crimson Tide to the 1999 SEC Championship. He left Tuscaloosa with 15 rushing records, including the career total yardage mark at 3,565. Alexander was selected in the first round (19th overall) of the 2000 NFL Draft by the Seattle Seahawks. He was the NFL Most Valuable Player in 2005 and was named to the NFL's 2000 All-Decade Team. In 2011, Alexander was voted into the Alabama Sports Hall of Fame.

ARKANSAS — Darren McFadden, Running Back, 2005-07

One of the most decorated players in Arkansas history and a two-time runner up for the Heisman Trophy, Darren McFadden was the 2007 Player of the Year by the Walter Camp Foundation and The Sporting News. A two-time first-team All-American, he twice won the Doak Walker Award and was twice named SEC Offensive Player of the Year. McFadden ranks second on the SEC career rushing list with 4,590 yards and averaged 120.8 yards per game during his three-year career, third best in league history. He rushed for 100 yards or more 22 times and is one of only three players in SEC history to rush for 1,000 yards in each of his freshman, sophomore and junior seasons. His 321 yards vs. South Carolina in 2007 remains tied for the SEC record for rushing yards in a game. The fourth pick overall in the 2008 NFL draft by the Oakland Raiders, he played 10 years in the NFL for the Raiders and Dallas Cowboys.

AUBURN — Ronnie Brown, Running Back, 2001-04

A four-year letterwinner at Auburn from 2001-04, Ronnie Brown was a first-team All-SEC pick as a senior while helping Auburn to a SEC Championship and a perfect 13-0 season. After earning All-SEC freshman honors in 2001, Brown rushed for 1,000 yards as a sophomore in 2002. He finished his career ranked in Auburn's top 10 in career rushing yards, rushing touchdowns, receptions by a running back and receiving yards by a running back. A team captain as a senior in 2004, Brown graduated from Auburn that same year. He was the No. 2 overall pick of the 2005 NFL Draft, becoming the highest drafted Auburn back since Bo Jackson went No. 1 in 1986. Brown played 10 years with five teams, including six with the Miami Dolphins and was a Pro Bowl selection in 2008. The Cartersville, Ga., native currently serves as a sideline reporter for the Auburn Sports Network.

FLORIDA — Lawrence Wright, Safety, 1993-96

Lawrence Wright was four-year letterwinner for the Florida Gators and the 1996 Jim Thorpe Award recipient, awarded to the nation's top defensive back. He was captain of 1996 National Championship team, the first national title team in school history. He was also the emotional leader for four consecutive SEC Championship teams (1993-96) under head coach Steve Spurrier. A first-team All-American in 1995, he was also a two-time First-team All-SEC selection in 1995 and 96. He finished his career with 331 tackles and five interceptions. A three-time selection to the SEC Academic Honor Roll and a College Football Association Scholar-Athlete his senior year, Wright went on to play two years in the NFL with the Cincinnati Bengals. Gator fans also remember Wright for coining the phrase "If you are not a Gator, you must be Gator Bait!"

GEORGIA — Hines Ward, Wide Receiver/Quarterback/Running Back, 1994-97

One of the most versatile threats in SEC football history, Hines Ward showed extraordinary talent as a receiver, running back and quarterback. Ward ranked highly in three individual career UGA statistics, placing second in receptions (144), fourth in receiving yards (1,965), and second in all-purpose yards (3,870) trailing only the legendary Herschel Walker. In 43 games at UGA, Ward recorded 4,762 total yards, averaging 9.3 yards per touch and 110.7 yards per game, and scored a total of 20 touchdowns. He was named to the SEC Coaches All-SEC first team in 1997. Ward was selected in the third round of the 1997 NFL draft by the Pittsburgh Steelers and went on to be selected to four Pro Bowls, was a member of two Super Bowl champion teams, and MVP of Super Bowl 40 in 2006. Ward received more national attention in 2011 by winning the "Dancing With The Stars" national television competition.

KENTUCKY — Rich Brooks, Head Coach, 2003-09

Rich Brooks guided the Kentucky football fortunes for seven years from 2003-09 and is the only head coach in UK history to guide the Wildcats to postseason bowl games in four consecutive years and win three straight bowls. The streak began in 2006 with a stunning upset of Clemson in the Music City Bowl. The 2007 season was highlighted by a Top-10 ranking, a victory over No. 1 (and eventual national champion) LSU and was capped by a bowl victory over Florida State. Following the 2008 season, UK defeated East Carolina in the Liberty Bowl. In his final season in 2009, Brooks was named SEC Coach of the Year by CollegeFootballNews.com. With the Wildcats reflecting the toughness shown by their head coach, in his last four seasons he led UK to 12 fourth-quarter comeback wins. Prior to joining Kentucky, Brooks served as head coach for the St. Louis Rams of the NFL and the University of Oregon.

LSU — Ronnie Estay, Defensive Tackle, 1968-71

One of the top defensive tackles in LSU history, Ronnie Estay earned first team All-America honors in his senior year of 1971 from Kodak/American Football Coaches Association. He was also named first team All-SEC in 1971 after earning second team all-conference honors in 1970. Accomplished in the classroom as well, Estay was named Academic All-SEC as a junior in 1970. Estay anchored a staunch LSU defensive line that led the nation in rushing defense in both 1969 (38.9 ypg) and 1970 (52.2 ypg), helping lead the Tigers to the 1970 SEC Championship. A three-year letterwinner from 1969-71, Estay was a member of teams went a combined 27-7 overall and 12-3 in SEC play in those three seasons. Estay played 11 years in the CFL, winning six Grey Cup titles. He is a member of the LSU Athletic Hall of Fame, the Louisiana Sports Hall of Fame and the Canadian Football Hall of Fame.

2018 SEC FOOTBALL LEGENDS CLASS

OLE MISS – Jim Miller, Punter, 1976-79

A consensus All-America selection in 1979, Jim Miller was a three-time All-SEC first-team pick and member of both the Ole Miss Team of the Century (1893-1992) and Ole Miss Sports Hall of Fame. A barefooted punter, he averaged 43.4 yards on 266 career punts and in 1977 led the nation in punting, averaging 45.9 yards, which also set an SEC record. Although 40 years have passed since his final collegiate season, he still holds school records for most career punts (266) and career punting yards (11,549) and ranks second for most punting yards in a season (3,283). Miller played six years in the NFL and while playing for the San Francisco 49ers was selected to the NFL All-Rookie Team in 1980 and was also a member of San Francisco's Super Bowl XVI championship team. He played three seasons with the 49ers, two with Dallas and one with the New York Giants.

MISSISSIPPI STATE – Mardye McDole, Wide Receiver, 1977-80

Mardye McDole, a Mobile, Ala., native is arguably the greatest wide receiver in Mississippi State history. Still the only three-time All-SEC wide receiver in school history, McDole led the conference in receptions (48) and yards per reception as a sophomore. That year, McDole became the first player in MSU history with over 1,000 receiving yards in a single-season (1,035), a mark that remains the school record. He was tabbed an All-American by The Sporting News following his senior year in 1980. He finished as the school's all-time leader in receiving yards (2,214) and catches (116). He was selected in the second round of the 1981 NFL Draft by the Minnesota Vikings. He spent three seasons there and also played for the Calgary Stampeders of the CFL and the Memphis Showboats of the USFL. He was inducted into the Mississippi State Sports Hall of Fame in 2001.

MISSOURI – Devin West, Running Back, 1995-98

Devin West was a first-team All-American as a senior in 1998 and a semi-finalist for the Doak Walker Award, given to the top running back in college football. He rushed for an MU-record 1,578 yards (ranking 5th in the nation), and 17 touchdowns his senior season. West was a lightly-known recruit from small-town Moberly, Mo., who developed into a key leader and contributor in Mizzou's turnaround that saw the Tigers reach consecutive bowl games in 1997 and 1998, after going without a bowl appearance from 1984-96. The 1998 team defeated West Virginia in the Insight.com Bowl, marking MU's first bowl victory since 1981. West was only the second Mizzou running back to earn All-America honors and was the first since Bob Steuber in 1942. For his career, he rushed for 2,954 yards and 28 touchdowns, including a Mizzou single-game record of 319 yards against rival Kansas in 1998.

SOUTH CAROLINA – Eric Norwood, Linebacker, 2006-09

Eric Norwood was named first-team All-America in 2009 by both the Associated Press and the Walter Camp Foundation as an outside linebacker. He was a three-time All-SEC first-team selection by the coaches, a two-time AP All-SEC choice and was named a Freshman All-American by The Sporting News in 2006. A team captain in both 2008 and 2009, Norwood is the school record holder in career tackles for loss (54.5) and career sacks (29). He earned numerous national and conference Defensive Player of the Week awards, as well as tying a national record by returning two fumbles for touchdowns against Kentucky in 2007. Norwood was selected in the fourth round of the 2010 NFL Draft by Carolina and played two years for the Panthers before a five-year career in the Canadian Football League. He was elected to the South Carolina Athletic Hall of Fame in 2017.

TENNESSEE – Phillip Fulmer, Head Coach, 1992-2008

Phillip Fulmer served as head coach of the Tennessee Volunteers from 1992 to 2008, compiling a 152-52 record while leading the Vols to the 1998 BCS National Championship. Tennessee's 20th head coach, Fulmer is the second winningest football coach in Tennessee history and the third UT coach to capture a national title. His 1997 and 1998 teams won consecutive SEC Championships, and Tennessee racked up a

four-year record of 45-5 from 1995-98. During Fulmer's collegiate playing career, he was an offensive guard for the Vols from 1969-71. He helped coach Bill Battle's teams post a 30-5 record during those three seasons and was a member of Tennessee's 1969 SEC Championship team. Fulmer served as a student coach at UT upon his graduation and later served as a full-time assistant coach for the Vols from 1980-92 before rising to head coach. Fulmer was inducted into the College Football Hall of Fame in 2012 and now serves as Tennessee's Director of Athletics.

TEXAS A&M – Pat Thomas, Defensive Back, 1974-75

Pat Thomas was a two-time All-American defensive back in 1974 and 1975 and earned All-SWC honors for the Aggies as well. Named team captain as a junior in 1974, he helped the 1975 team earn a share of the Southwest Conference Championship. That 1975 team reached as high as No. 2 in the country after defeating Texas, 20-10, at Kyle Field. He was signed by Emory Bellard in 1972 and earned four letters at Texas A&M (1972-75) after playing at Plano High School where he helped the team win the 1971 Texas state high school championship. Thomas was selected in the second round of the 1976 NFL draft by the Los Angeles Rams and went on to earn first-team All-Pro honors in 1980 and was a 1978 and 1980 NFL Pro Bowl selection. He played in the 1980 Super Bowl. Following his playing career, Thomas, coached in the NFL and USFL. He was inducted into the Texas A&M Athletics Hall of Fame in 1986.

VANDERBILT – Zac Stacy, Running Back, 2009-12

Zac Stacy, a two-time All-SEC running back for Vanderbilt, ended his collegiate career as the Commodores' all-time leader with 3,143 rushing yards and 30 rushing touchdowns. As a junior in 2011, he set new team single-season records with 1,193 rushing yards and 14 touchdowns, helping Vanderbilt to an appearance in the AutoZone Liberty Bowl. As a senior captain, he rushed for 1,141 yards and was named MVP of the Franklin American Mortgage Music City Bowl as the Commodores defeated NC State and finished with nine victories. Stacy became the first back in Commodore history to produce back-to-back 1,000-yard rushing seasons. Stacy was a fifth-round pick of the St. Louis Rams in the 2013 Draft and enjoyed a four-year NFL career. Following his playing career, Stacy has worked in sports radio and has been an advocate and event sponsor for the Down Syndrome Association of Middle Tennessee.

2019 SEC FOOTBALL WEEKLY SCHEDULE

August 31

Alabama vs. Duke (Atlanta)
 Portland State at Arkansas
 Auburn vs. Oregon (Dallas)
 Florida vs. Miami (Orlando)
 Toledo at Kentucky
 Georgia Southern at LSU
 Ole Miss at Memphis
 Mississippi State vs. UL-Lafayette (New Orleans)
 Missouri at Wyoming
 South Carolina vs. North Carolina (Charlotte)
 Georgia State at Tennessee
 Texas State at Texas A&M
 *Georgia at Vanderbilt

September 7

New Mexico State at Alabama
 Tulane at Auburn
 UT-Martin at Florida
 Murray State at Georgia
 Eastern Michigan at Kentucky
 LSU at Texas
 *Arkansas at Ole Miss
 Southern Miss at Mississippi State
 West Virginia at Missouri
 Charleston Southern at South Carolina
 BYU at Tennessee
 Texas A&M at Clemson
 Vanderbilt at Purdue

September 14

Colorado State at Arkansas
 Kent State at Auburn
 Arkansas State at Georgia
 *Florida at Kentucky
 Northwestern State at LSU
 Southeastern Louisiana at Ole Miss
 Kansas State at Mississippi State
 Southeast Missouri State at Missouri
 *Alabama at South Carolina
 UT-Chattanooga at Tennessee
 Lamar at Texas A&M

September 21

Southern Miss at Alabama
 San Jose State at Arkansas
 *Tennessee at Florida
 Notre Dame at Georgia
 California at Ole Miss
 *Kentucky at Mississippi State
 *South Carolina at Missouri
 *Auburn at Texas A&M
 *LSU at Vanderbilt

September 28

*Ole Miss at Alabama
 *Texas A&M vs. Arkansas (Arlington)
 *Mississippi State at Auburn
 Towson at Florida
 *Kentucky at South Carolina
 Northern Illinois at Vanderbilt

October 5

*Auburn at Florida
 Utah State at LSU
 *Vanderbilt at Ole Miss
 Troy at Missouri
 *Georgia at Tennessee

October 12

*South Carolina at Georgia
 *Arkansas at Kentucky
 *Florida at LSU
 *Ole Miss at Missouri
 *Mississippi State at Tennessee
 *Alabama at Texas A&M
 UNLV at Vanderbilt

October 19

*Tennessee at Alabama
 *Auburn at Arkansas
 *Kentucky at Georgia
 *Texas A&M at Ole Miss
 *LSU at Mississippi State
 *Florida at South Carolina
 *Missouri at Vanderbilt

October 26

*Arkansas at Alabama
 *Missouri at Kentucky
 *Auburn at LSU
 *South Carolina at Tennessee
 *Mississippi State at Texas A&M

November 2

*Mississippi State at Arkansas
 *Ole Miss at Auburn
 *Georgia vs. Florida (Jacksonville)
 *Vanderbilt at South Carolina
 UAB at Tennessee
 UT-San Antonio at Texas A&M

November 9

*LSU at Alabama
 Western Kentucky at Arkansas
 *Vanderbilt at Florida
 *Missouri at Georgia

*Tennessee at Kentucky
 New Mexico State at Ole Miss
 Appalachian State at South Carolina

November 16

*Georgia at Auburn
 *LSU at Ole Miss
 *Alabama at Mississippi State
 *Florida at Missouri
 *South Carolina at Texas A&M
 *Kentucky at Vanderbilt

November 23

Western Carolina at Alabama
 Samford at Auburn
 *Texas A&M at Georgia
 UT-Martin at Kentucky
 *Arkansas at LSU
 Abilene Christian at Mississippi State
 *Tennessee at Missouri
 East Tennessee State at Vanderbilt

November 28 (Thursday)

*Ole Miss at Mississippi State

November 30

Missouri at Arkansas (Little Rock)
 *Alabama at Auburn
 Florida State at Florida
 Georgia at Georgia Tech
 Louisville at Kentucky
 *Texas A&M at LSU
 Clemson at South Carolina
 *Vanderbilt at Tennessee

Dec. 7

SEC Football Championship (Atlanta)

*SEC Game

Tentative and subject to change

2019 SEC FOOTBALL TEAM-BY-TEAM SCHEDULE

ALABAMA

Aug. 31 vs. Duke (Atlanta)
 Sept. 7 NEW MEXICO STATE
 Sept. 14 at South Carolina
 Sept. 21 SOUTHERN MISS
 Sept. 28 OLE MISS
 Oct. 5 Open Date
 Oct. 12 at Texas A&M
 Oct. 19 TENNESSEE
 Oct. 26 ARKANSAS
 Nov. 2 Open Date
 Nov. 9 LSU
 Nov. 16 at Mississippi State
 Nov. 23 WESTERN CAROLINA
 Nov. 30 at Auburn

ARKANSAS

Aug. 31 PORTLAND STATE
 Sept. 7 at Ole Miss
 Sept. 14 COLORADO STATE
 Sept. 21 SAN JOSE STATE
 Sept. 28 vs. Texas A&M (Arlington)
 Oct. 5 Open Date
 Oct. 12 at Kentucky
 Oct. 19 AUBURN
 Oct. 26 at Alabama
 Nov. 2 MISSISSIPPI STATE
 Nov. 9 WESTERN KENTUCKY
 Nov. 16 Open Date
 Nov. 23 at LSU
 Nov. 30 MISSOURI (Little Rock)

AUBURN

Aug. 31 vs. Oregon (Dallas)
 Sept. 7 TULANE
 Sept. 14 KENT STATE
 Sept. 21 at Texas A&M
 Sept. 28 MISSISSIPPI STATE
 Oct. 5 at Florida
 Oct. 12 Open Date
 Oct. 19 at Arkansas
 Oct. 26 at LSU
 Nov. 2 OLE MISS
 Nov. 9 Open Date
 Nov. 16 GEORGIA
 Nov. 23 SAMFORD
 Nov. 30 ALABAMA

FLORIDA

Aug. 31 vs. Miami (Orlando)
 Sept. 7 UT-MARTIN
 Sept. 14 at Kentucky
 Sept. 21 TENNESSEE
 Sept. 28 TOWSON
 Oct. 5 AUBURN
 Oct. 12 at LSU
 Oct. 19 at South Carolina
 Oct. 26 Open Date
 Nov. 2 vs. Georgia (Jacksonville)
 Nov. 9 VANDERBILT
 Nov. 16 at Missouri
 Nov. 23 Open Date
 Nov. 30 FLORIDA STATE

GEORGIA

Aug. 31 at Vanderbilt
 Sept. 7 MURRAY STATE
 Sept. 14 ARKANSAS STATE
 Sept. 21 NOTRE DAME
 Sept. 28 Open Date
 Oct. 5 at Tennessee
 Oct. 12 SOUTH CAROLINA
 Oct. 19 KENTUCKY
 Oct. 26 Open Date
 Nov. 2 vs. Florida (Jacksonville)

Nov. 9 MISSOURI
 Nov. 16 at Auburn
 Nov. 23 TEXAS A&M
 Nov. 30 at Georgia Tech

KENTUCKY

Aug. 31 TOLEDO
 Sept. 7 EASTERN MICHIGAN
 Sept. 14 FLORIDA
 Sept. 21 at Mississippi State
 Sept. 28 at South Carolina
 Oct. 5 Open Date
 Oct. 12 ARKANSAS
 Oct. 19 at Georgia
 Oct. 26 MISSOURI
 Nov. 2 Open Date
 Nov. 9 TENNESSEE
 Nov. 16 at Vanderbilt
 Nov. 23 UT-MARTIN
 Nov. 30 LOUISVILLE

LSU

Aug. 31 GEORGIA SOUTHERN
 Sept. 7 at Texas
 Sept. 14 NORTHWESTERN STATE
 Sept. 21 at Vanderbilt
 Sept. 28 Open Date
 Oct. 5 UTAH STATE
 Oct. 12 FLORIDA
 Oct. 19 at Mississippi State
 Oct. 26 AUBURN
 Nov. 2 Open Date
 Nov. 9 at Alabama
 Nov. 16 at Ole Miss
 Nov. 23 ARKANSAS
 Nov. 30 TEXAS A&M

OLE MISS

Aug. 31 at Memphis
 Sept. 7 ARKANSAS
 Sept. 14 SOUTHEASTERN LOUISIANA
 Sept. 21 CALIFORNIA
 Sept. 28 at Alabama
 Oct. 5 VANDERBILT
 Oct. 12 at Missouri
 Oct. 19 TEXAS A&M
 Oct. 26 Open Date
 Nov. 2 at Auburn
 Nov. 9 NEW MEXICO STATE
 Nov. 16 LSU
 Nov. 23 Open Date
 Nov. 28 (Thu.) at Mississippi State

MISSISSIPPI STATE

Aug. 31 vs. UL-Lafayette (New Orleans)
 Sept. 7 SOUTHERN MISS
 Sept. 14 KANSAS STATE
 Sept. 21 KENTUCKY
 Sept. 28 at Auburn
 Oct. 5 Open Date
 Oct. 12 at Tennessee
 Oct. 19 LSU
 Oct. 26 at Texas A&M
 Nov. 2 at Arkansas
 Nov. 9 Open Date
 Nov. 16 ALABAMA
 Nov. 23 ABILENE CHRISTIAN
 Nov. 28 (Thu.) OLE MISS

MISSOURI

Aug. 31 at Wyoming
 Sept. 7 WEST VIRGINIA
 Sept. 14 SOUTHEAST MISSOURI ST.
 Sept. 21 SOUTH CAROLINA
 Sept. 28 Open Date

Oct. 5 TROY
 Oct. 12 OLE MISS
 Oct. 19 at Vanderbilt
 Oct. 26 at Kentucky
 Nov. 2 Open Date
 Nov. 9 at Georgia
 Nov. 16 FLORIDA
 Nov. 23 TENNESSEE
 Nov. 30 at Arkansas (Little Rock)

SOUTH CAROLINA

Aug. 31 vs. No. Carolina (Charlotte)
 Sept. 7 CHARLESTON SOUTHERN
 Sept. 14 ALABAMA
 Sept. 21 at Missouri
 Sept. 28 KENTUCKY
 Oct. 5 Open Date
 Oct. 12 at Georgia
 Oct. 19 FLORIDA
 Oct. 26 at Tennessee
 Nov. 2 VANDERBILT
 Nov. 9 APPALACHIAN STATE
 Nov. 16 at Texas A&M
 Nov. 23 Open Date
 Nov. 30 CLEMSON

TENNESSEE

Aug. 31 GEORGIA STATE
 Sept. 7 BYU
 Sept. 14 UT-CHATTANOOGA
 Sept. 21 at Florida
 Sept. 28 Open Date
 Oct. 5 GEORGIA
 Oct. 12 MISSISSIPPI STATE
 Oct. 19 at Alabama
 Oct. 26 SOUTH CAROLINA
 Nov. 2 UAB
 Nov. 9 at Kentucky
 Nov. 16 Open Date
 Nov. 23 at Missouri
 Nov. 30 VANDERBILT

TEXAS A&M

Aug. 31 TEXAS STATE
 Sept. 7 at Clemson
 Sept. 14 LAMAR
 Sept. 21 AUBURN
 Sept. 28 vs. Arkansas (Arlington)
 Oct. 5 Open Date
 Oct. 12 ALABAMA
 Oct. 19 at Ole Miss
 Oct. 26 MISSISSIPPI STATE
 Nov. 2 UT-SAN ANTONIO
 Nov. 9 Open Date
 Nov. 16 SOUTH CAROLINA
 Nov. 23 at Georgia
 Nov. 30 at LSU

VANDERBILT

Aug. 31 GEORGIA
 Sept. 7 at Purdue
 Sept. 14 Open Date
 Sept. 21 LSU
 Sept. 28 NORTHERN ILLINOIS
 Oct. 5 at Ole Miss
 Oct. 12 UNLV
 Oct. 19 MISSOURI
 Oct. 26 Open Date
 Nov. 2 at South Carolina
 Nov. 9 at Florida
 Nov. 16 KENTUCKY
 Nov. 23 EAST TENNESSEE STATE
 Nov. 30 at Tennessee

Tentative and subject to change



2019 SEC FOOTBALL SCHEDULE

(Tentative and Subject to Change)



Date Team	Aug. 31	Sept. 7	Sept. 14	Sept. 21	Sept. 28	Oct. 5	Oct. 12	Oct. 19	Oct. 26	Nov. 2	Nov. 9	Nov. 16	Nov. 23	Nov. 30
ALABAMA	DUKE Atlanta	NEW MEXICO STATE Tuscaloosa	SOUTH CAROLINA Columbia	SOUTHERN MISS Tuscaloosa	OLE MISS Tuscaloosa		TEXAS A&M College Station	TENNESSEE Tuscaloosa	ARKANSAS Tuscaloosa		LSU Tuscaloosa	MISSISSIPPI STATE Starkville	WESTERN CAROLINA Tuscaloosa	AUBURN Auburn
ARKANSAS	PORTLAND STATE Fayetteville	OLE MISS Oxford	COLORADO STATE Fayetteville	SAN JOSE STATE Fayetteville	TEXAS A&M Arlington		KENTUCKY Lexington	AUBURN Fayetteville	ALABAMA Tuscaloosa	MISSISSIPPI STATE Fayetteville	WESTERN KENTUCKY Fayetteville		LSU Baton Rouge	MISSOURI Little Rock
AUBURN	OREGON Arlington	TULANE Auburn	KENT STATE Auburn	TEXAS A&M College Station	MISSISSIPPI STATE Auburn	FLORIDA Gainesville		ARKANSAS Fayetteville	LSU Baton Rouge	OLE MISS Auburn		GEORGIA Auburn	SAMFORD Auburn	ALABAMA Auburn
FLORIDA	MIAMI Orlando	UT MARTIN Gainesville	KENTUCKY Lexington	TENNESSEE Gainesville	TOWSON Gainesville	AUBURN Gainesville	LSU Baton Rouge	SOUTH CAROLINA Columbia		GEORGIA Jacksonville	VANDERBILT Gainesville	MISSOURI Columbia		FLORIDA STATE Gainesville
GEORGIA	VANDERBILT Nashville	MURRAY STATE Athens	ARKANSAS STATE Athens	NOTRE DAME Athens		TENNESSEE Knoxville	SOUTH CAROLINA Athens	KENTUCKY Athens		FLORIDA Jacksonville	MISSOURI Athens	AUBURN Auburn	TEXAS A&M Athens	GEORGIA TECH Atlanta
KENTUCKY	TOLEDO Lexington	EASTERN MICHIGAN Lexington	FLORIDA Lexington	MISSISSIPPI STATE Starkville	SOUTH CAROLINA Columbia		ARKANSAS Lexington	GEORGIA Athens	MISSOURI Lexington		TENNESSEE Lexington	VANDERBILT Nashville	UT MARTIN Lexington	LOUISVILLE Lexington
LSU	GEORGIA SOUTHERN Baton Rouge	TEXAS Austin	NORTHWESTERN STATE Baton Rouge	VANDERBILT Nashville		UTAH STATE Baton Rouge	FLORIDA Baton Rouge	MISSISSIPPI STATE Starkville	AUBURN Baton Rouge		ALABAMA Tuscaloosa	OLE MISS Oxford	ARKANSAS Baton Rouge	TEXAS A&M Baton Rouge
OLE MISS	MEMPHIS Memphis	ARKANSAS Oxford	SOUTHEAST LOUISIANA Oxford	CALIFORNIA Oxford	ALABAMA Tuscaloosa	VANDERBILT Oxford	MISSOURI Columbia	TEXAS A&M Oxford		AUBURN Auburn	NEW MEXICO STATE Oxford	LSU Oxford		MISSISSIPPI STATE Starkville (Nov. 28)
MISSISSIPPI STATE	LOUISIANA- LAFAYETTE New Orleans	SOUTHERN MISS Starkville	KANSAS STATE Starkville	KENTUCKY Starkville	AUBURN Auburn		TENNESSEE Knoxville	LSU Starkville	TEXAS A&M College Station	ARKANSAS Fayetteville		ALABAMA Starkville	ABILENE CHRISTIAN Starkville	OLE MISS Starkville (Nov. 28)
MISSOURI	WYOMING Laramie	WEST VIRGINIA Columbia	SOUTHEAST MISSOURI Columbia	SOUTH CAROLINA Columbia, Mo.		TROY Columbia	OLE MISS Columbia	VANDERBILT Nashville	KENTUCKY Lexington		GEORGIA Athens	FLORIDA Columbia	TENNESSEE Columbia	ARKANSAS Little Rock
SOUTH CAROLINA	NORTH CAROLINA Charlotte	CHARLESTON SOUTHERN Columbia	ALABAMA Columbia	MISSOURI Columbia, Mo.	KENTUCKY Columbia		GEORGIA Athens	FLORIDA Columbia	TENNESSEE Knoxville	VANDERBILT Columbia	APPALACHIAN STATE Columbia	TEXAS A&M College Station		CLEMSON Columbia
TENNESSEE	GEORGIA STATE Knoxville	BYU Knoxville	CHATTANOOGA Knoxville	FLORIDA Gainesville		GEORGIA Knoxville	MISSISSIPPI STATE Knoxville	ALABAMA Tuscaloosa	SOUTH CAROLINA Knoxville	UAB Knoxville	KENTUCKY Lexington		MISSOURI Columbia	VANDERBILT Knoxville
TEXAS A&M	TEXAS STATE College Station	CLEMSON Clemson	LAMAR College Station	AUBURN College Station	ARKANSAS Arlington, Texas		ALABAMA College Station	OLE MISS Oxford	MISSISSIPPI STATE College Station	UTSA College Station		SOUTH CAROLINA College Station	GEORGIA Athens	LSU Baton Rouge
VANDERBILT	GEORGIA Nashville	PURDUE West Lafayette		LSU Nashville	NORTHERN ILLINOIS Nashville	OLE MISS Oxford	UNLV Nashville	MISSOURI Nashville		SOUTH CAROLINA Columbia	FLORIDA Gainesville	KENTUCKY Nashville	ETSU Nashville	TENNESSEE Knoxville

2019 SEC CHAMPIONSHIP GAME • DECEMBER 7 • MERCEDES-BENZ STADIUM • ATLANTA, GA.

2018 PRIMARY SEC FOOTBALL CONTACTS



ALABAMA

Josh Maxson/ Assistant AD / Football Communications
FAX: (205) 348-8841
E-Mail: jmaxson@ia.ua.edu

(205) 348-3631

P.O. Box 870391
Tuscaloosa, AL 35487-0391
Internet: <http://www.rolltide.com>



ARKANSAS

Kyle Parkinson, Associate AD/ Communications
FAX: (479) 575-7481
E-Mail: kparkin@uark.edu

(479) 387-8569

Bud Walton Arena, 1240 W. Leroy Pond Dr.
Fayetteville, AR 72701
Internet: <http://www.ArkansasRazorbacks.com>



AUBURN

Shelly Poe, Assistant AD/Media Relations (slp0019@auburn.edu)
Kirk Sampson, Associate AD/Communications (kirk@auburn.edu)
FAX: (334) 844-9807

(334) 844-9800

392 S. Donahue Drive
Auburn, AL 36849
Internet: <http://www.auburntigers.com>



FLORIDA

Steve McClain, Senior Associate AD (Stevem@gators.ufl.edu)
Will Pantages, Asst. Dir/Communications (WillP@Gators.ufl.edu)
FAX: (352) 375-4809

(352) 375-4683 ext. 6100

P.O. Box 14485
Gainesville, FL 32604-2485
Internet: <http://www.FloridaGators.com>



GEORGIA

Claude Felton, Sr. Associate AD/Sports Communications
FAX: (706) 542-9339
E-Mail: cfelton@sports.uga.edu

(706) 542-1621

P.O. Box 1472
Athens, GA 30603-1472
Internet: <http://www.georgiadogs.com>



KENTUCKY

Susan Lax, Director/Communications & PR (Slax0@uky.edu)
Tony Neely, Assistant AD/Communications & PR (tneely@uky.edu)
FAX: (859) 323-4310

(859) 257-3838

Joe Craft Center, 338 Lexington Avenue
Lexington, KY 40506
Internet: <http://www.UKathletics.com>



LSU

Michael Bonnette, Associate AD/Sports Information
FAX: (225) 578-1861
E-Mail: mbonnet@lsu.edu

(225) 578-8226

LSU Athletic Administration Building
Baton Rouge, LA 70803
Internet: <http://www.LSUsports.net>



OLE MISS

Kyle Campbell, Associate AD/Communications
FAX: (662) 915-7006
E-Mail: kyle@olemiss.edu

(662) 915-7522

908 All-American Drive
University, MS 38677
Internet: <http://www.OleMissSports.com>



MISSISSIPPI STATE

Bill Martin, Associate AD/Communications
FAX: (662) 325-2563
E-Mail: bmartin@athletics.msstate.edu

(662) 325-0967

P.O. Box 5308
Mississippi State, MS 39762
Internet: <http://www.hailstate.com>



MISSOURI

Chad Moller, Associate AD/Communications
FAX: (573) 882-4720
E-Mail: mollerc@missouri.edu

(573) 882-0712

Hearnes Center ; P.O. Box 677
Columbia, MO 65205
Internet: <http://www.mutigers.com>



SOUTH CAROLINA

Steve Fink, Assistant AD/Communications
FAX: (803) 777-2967
E-Mail: finksc@mailbox.sc.edu

(803) 777-7987

Rice Athletics Center, 1304 Heyward Street
Columbia, SC 29208
Internet: <http://www.gamecocksonline.com>



TENNESSEE

Zach Stipe, Director of Football Communications
FAX: (865) 974-1269
E-Mail: zstipe@tennessee.edu

(865) 974-4167

Anderson Training Center, 1551 Lake Loudon Blvd.
Knoxville, TN 37966
Internet: <http://www.utsports.com>



TEXAS A&M

Alan Cannon, Associate AD/Media Relations
FAX: (979) 458-2273
E-Mail: acannon@athletics.tamu.edu

(979) 845-5725

Texas A&M Athletics Department, 1228 TAMU
College Station, TX 77843-1228
Internet: <http://www.12thMan.com>



VANDERBILT

Larry Leathers, Assistant Director/Communications
FAX: (615) 343-7064
E-Mail: larry.leathers@vanderbilt.edu

(615) 343-6437

2601 Jess Neely Drive
Nashville, TN 37212
Internet: <http://www.vucommodores.com>



SEC OFFICE

Chuck Dunlap, Director of Communications (cdunlap@sec.org)
Ben Beaty, Assistant Director (bbeaty@sec.org)
FAX: (205) 458-3030

(205) 458-3000

2201 Arrington Blvd. North
Birmingham, AL 35203-1103
Internet: <http://www.SECsports.com>

THIS IS THE SOUTHEASTERN CONFERENCE

• Since its formation in 1933, the SEC has directed and organized interscholastic athletic competitions, conducted tournaments and prescribed eligibility rules for student-athletes. The Conference also facilitates and assists its member institutions in maintaining intercollegiate athletic programs compatible with the highest standards of education and competitive sports.

• The Southeastern Conference crowns champions in 21 sports - 12 women's sports and nine men's sports. They include baseball, men's and women's basketball, men's and women's cross country, equestrian, football, men's and women's golf, gymnastics, soccer, softball, men's and women's swimming and diving, men's and women's tennis, men's and women's indoor and outdoor track and field, and volleyball.

• In the fall of 2012, the University of Missouri and Texas A&M University became the 13th and 14th members of the Southeastern Conference. It marked the first expansion for the SEC since 1991 and the second-ever increase for the league since its founding in 1933.

• The SEC's mission statement reflects the priorities of the league. "The purpose of the Southeastern Conference is to assist its member institutions in the maintenance of programs of intercollegiate athletics which are compatible with the highest standards of education and competitive sports."

ACADEMIC ACHIEVEMENTS

• The Southeastern Conference had 42 Google Cloud Academic All-Americans in 2017-18. The league had 16 student-athletes earn first-team honors. In total, the league has had 1,220 Academic All-Americans. The Academic All-America Teams are voted on by the College Sports Information Directors of America (CoSIDA). The Capital One Academic All-America Teams are voted on by the College Sports Information Directors of America (CoSIDA). The 42 student-athletes represent 12 of the SEC 14 schools while nine schools had at least one person on the first-team.

• The 16 SEC student-athletes who earned Google Cloud Academic All-America first-team status in 2017-18 were: Alabama's Laurent Bams (men's swimming and diving), Robert Howard (men's swimming and diving), Luke Kaliszak (men's swimming and diving) and Mackenzie Brannan (gymnastics); Arkansas' Kenzo Cotton (men's track and field/cross country), Victoria Hoggard (women's track and field/cross country) and Alexis Jacobus (women's track and field/cross country); Auburn's Tyler Stovall (football); Florida's Kelly Barnhill (softball) and Josie Kuhlman (women's tennis); Georgia's Keturah Orji (women's track and field/cross country); Kentucky's Katie Reed (softball) and Bailey Wick (softball); LSU's John David Moore (football); Missouri's Karissa Schweizer (women's track and field/cross country); and Tennessee's Michele Christy (soccer). Florida's Kelly Barnhill (softball) was selected as the 2018 Academic All-America of the Year for her sport.

• The Southeastern Conference had 19 of its student-athletes earn NCAA Postgraduate Scholarships in 2017-18. The scholarships are awarded to student-athletes who excel academically and athletically and who are at least in their final year of intercollegiate athletic competition. The SEC NCAA Postgraduate Scholarship recipients are: Joseph Bentz, Georgia (men's swimming and diving); Logan Boss, Mississippi State (women's indoor track and field); Sharlene Brady, Missouri (women's swimming and diving); Mackenzie Brannan, Alabama (gymnastics); Simone Charley, Vanderbilt (soccer); Coleman Churitch, Auburn (men's indoor track and field); Wesley Curles, Auburn (men's cross country); Roy Ejakuekwu, Arkansas (men's outdoor track and field); Samuel Erickson, Texas A&M (men's cross country); Sarah Gregg, Tennessee (softball); Steven Gruver, Tennessee (baseball); Parker Henry, Tennessee (football); Peter Holoda, Auburn (men's swimming and diving); Lucas Kaliszak, Alabama (men's swimming and diving); Drew Kelley, Tennessee (men's outdoor track and field); Natasha Lloyd, Auburn (women's swimming and diving); Alex McMurtry, Florida (gymnastics); Keturah Orji, Georgia (women's indoor track and field); and Zoe Thatcher, Auburn (women's swimming and diving).

• The SEC was well-represented on the list of the NCAA Today's Top 10 winners in 2017. Auburn's Kasey Cooper (softball), Kentucky's Danielle Galyer (women's swimming and diving) and Texas A&M's Sarah Gibson (women's swimming and diving) were chosen as recipients. The award recognizes 10 current student-athletes who will have completed their athletics eligibility for their successes on the fields and courts, in the classroom and in the community, and the SEC has had six recipients in the last three years.

• The SEC also had five student-athletes earn the NCAA Elite 90 award, which is given to the student-athlete with the highest cumulative GPA at the finals site for each of the NCAA championships. The 2017-18 SEC recipients were: Jordan Danberry, Mississippi State (women's basketball); Alexis Jacobus, Arkansas (women's indoor track and field); Evan Lee, Arkansas (baseball); Nathan Hite, Texas A&M (men's outdoor track and field) and Victoria Hoggard, Arkansas (women's outdoor track and field). The SEC has had 48 student-athletes in total awarded with the Elite 90 award.

• Three of the 12 Honda Sports Award recipients in 2017-18 were SEC student-athletes. The award goes to the top female athlete in 12 NCAA-sanctioned sports. SEC recipients were A'ja Wilson, South Carolina (basketball); Arianne Hartono, Ole Miss (tennis); and Rhamat Alhassan, Florida (volleyball). The SEC has had five Honda Cup winners (overall winner), while 80 Honda Sports Award winners in their individual sports hail from the SEC.

• The SEC has had eight student-athletes win the William V. Campbell Trophy given by the National Football Foundation. Since the inaugural award in 1990, the SEC has had more recipients than any other conference. The award, nicknamed the "Academic Heisman" goes to college football's top scholar-athlete. In 2012, Alabama's Barrett Jones was the SEC's eighth recipient of the trophy. In 2009, Florida's Tim Tebow won the honor. LSU's Rudy Niswanger won the honor in 2005, Tennessee's Michael Munoz claimed the award in 2004, Matt Stinchcomb of Georgia in 1998, Tennessee's Peyton Manning in 1997, Florida's Danny Wuerffel in 1996 and Brad Culpepper of Florida in 1991 was the league's first recipient.

• More than 3,900 student-athletes were named to the SEC Academic Honor Roll in 2017-18. Members of the SEC Academic Honor Roll must have a 3.0 grade point average for either the previous academic year or his/her academic career at the SEC institution.

• The SEC Graduate Patch was displayed on the uniforms of more than 350 SEC student-athletes during the 2017-18 academic year.

FOR THE STUDENT-ATHLETE

• LSU volleyball student-athlete Kelly Quinn and Tennessee football student-athlete Parker Henry were named recipients of the 2017-18 H. Boyd McWhorter Southeastern Conference Scholar-Athletes of the Year Awards. The McWhorter Scholar-Athlete Award is the highest honor a student-athlete can receive in the SEC. In 2017, the SEC's Athletics Director's voted to increase the value of the postgraduate scholarships to \$20,000 each for the two winners and \$10,000 each for the 26 finalists.

• Florida gymnast Grace McLaughlin and Auburn track and field athlete Wesley Curles were named recipients of the 2017-18 Brad Davis SEC Community Service Post-Graduate Scholarship. Each Community Service Leader of the Year receives a \$10,000 post-graduate scholarship.

• Florida swimmer Caeleb Dressel and South Carolina basketball athlete A'ja Wilson were named the recipients of the 2017-2018 Roy F. Kramer SEC Athletes of the Year.

• The SEC was the first conference in the nation to assemble a Student-Athlete Advisory Committee. Two representatives from each of the SEC member schools are selected to serve on the committee which meets twice a year to discuss issues of concern to the student-athlete.

• In May 2016, the SEC introduced new Student-Athlete Leadership Councils in the sports of Football and Men's and Women's Basketball in which, in addition to the Conference's longstanding Student-Athlete Advisory Council, provide student-athletes with additional opportunities to engage with campus leaders and Conference office staff.

• One of Greg Sankey's early actions as commissioner was to create a new position in the SEC office for a Director of Student-Athlete Engagement, with the focus on creating opportunities for current and former SEC student-athletes to participate in Conference leadership and prepare for life after their intercollegiate athletics participation concludes.

• Twenty-eight current and former Southeastern Conference student-athletes participated in the SEC Career Tour in Atlanta in November 2017. This marked the second consecutive year the Conference has invited student-athletes from each of its institutions to participate in the career tour leading up to the SEC Football Championship Game. The group visited the headquarters and meet with executives and talent acquisition staff at several corporations in the Atlanta area including Turner Broadcasting System, Mercedes-Benz Corporate, the Atlanta Braves organization and Delta Airlines. The group also listened to presentations by former Arkansas football player and co-founder and CEO of the MULTIPLI Global Josh Foliat, Randy Hain, founder and president of Serviam Partners, and former Auburn swimmer Beatriz Travalon.

• The SEC conducts a New Coaches Orientation Program three times a year, which supplements institutional orientation programs and enhance the professional development of coaches. Topics of discussion range from the role of the SEC and NCAA to the role of athletics in higher education.

SPORTSMANSHIP

• The SEC has implemented sportsmanship policies meant to strengthen the league's commitment to these principles. The league also developed a sportsmanship statement for its institutions to follow. It states:

THIS IS THE SOUTHEASTERN CONFERENCE

"Coaches and student-athletes of a member institution, as well as individuals employed by or associated with that institution, including alumni, fans, patrons and boosters, shall conduct themselves with honesty and good sportsmanship. Their behavior shall at all times reflect the high standards of honor and dignity that characterize participation in the collegiate setting.

"For intercollegiate athletics to promote the character development of participants, to enhance the integrity of higher education and to promote civility in society, coaches, student-athletes and all others associated with these athletics programs and events should adhere to such fundamental values as respect, fairness, civility, honesty and responsibility. These values should be manifested not only in athletics participation but also in the broad spectrum of activities affecting the athletics program.

"It is the responsibility of each member institution to establish policies for sportsmanship and ethical conduct in intercollegiate athletics consistent with the educational mission and goals of the institution. Furthermore, member institutions are responsible for educating on a continuing basis all constituencies about these policies."

- The SEC has an annual Sportsmanship Award that will be awarded to one male and one female student-athlete. Voted on by the league's athletics directors, the award honors student-athletes who, through their actions in the competitive arena of intercollegiate athletics, have demonstrated one or more of the ideals of sportsmanship, including fairness, civility, honesty, unselfishness, respect and responsibility. The recipients of the 2017-18 award were Jake Bentley of the South Carolina football team and the collective group of the softball teams of the SEC.

IN THE COMMUNITY

- The SEC and its member institutions have partnered with the 11-state Special Olympics organizations in the SEC region. The relationship is featured on public service announcements aired on SEC telecasts, and Special Olympics participate in the Dr Pepper SEC FanFare, held in conjunction with the SEC Football and Basketball Championships.

- The SEC and its corporate sponsors host youth clinics each year in conjunction with several conference events, including the football championship game, the men's basketball tournament, the baseball tournament and the soccer tournament. These clinics provide children from host cities the opportunity to receive instruction from SEC and other area coaches.

- The SEC selects a Community Service Team in each of its 21 sports. The Community Service Team features a representative from each institution who has shown a commitment to community service.

- Daniel Carlson (Auburn), Aaron Davis (Georgia), Courtney Love (Kentucky) and Tommy Openshaw (Vanderbilt) were named to the 2017 Allstate AFCA Good Works Team®, one of the most coveted off-the-field honors in college football. The Good Works Team® award recognizes college football players who dedicate their time to bettering the community and the lives of others.

SEC NATIONAL CHAMPIONSHIPS HISTORY

- The Southeastern Conference won five national championships in 2017-18 in its sponsored sports: Football (Alabama), Women's Indoor Track and Field (Georgia), Men's Indoor Track and Field (Florida), Equestrian (Auburn) and Men's Outdoor Track and Field (Georgia). The SEC also had national runners up in Volleyball (Florida), Football (Georgia), Women's Indoor Track and Field (Arkansas), Women's Basketball (Mississippi State), Equestrian (Georgia), Men's Golf (Alabama), Women's Golf (Alabama), Women's Tennis (Vanderbilt), Men's Outdoor Track and Field (Florida), Women's Outdoor Track and Field (Georgia) and Baseball (Arkansas)

- In its history, the SEC has won 230 national championships.

- In the "big three" men's sports – football, basketball and baseball, the SEC has won 17 national championships during the last 12 academic years. The league has won nine of the last 12 football national championships.

- Since 2006, the SEC has had a national champion in 17 of its 21 sponsored sports – football, men's basketball, baseball, men's indoor track & field, men's outdoor track & field, women's indoor track & field, women's outdoor track & field, women's swimming & diving, gymnastics, women's tennis, men's tennis, men's swimming & diving, equestrian, men's golf, women's golf, softball and women's basketball.

FOR THE FANS

- For the 36th consecutive season, the SEC recorded the largest total football attendance of any conference in the country. The league has led in average attendance during the last 20 consecutive seasons. More than 7.3 million fans attended SEC football games in 2017.

- The SEC had more than 2.7 million fans attend its home men's basketball games during the 2017-18 season. In 237 home contests, SEC teams averaged 11,534 fans per game. Kentucky was first nationally in attendance, averaging 21,875 fans per contest. The SEC led all conferences in women's basketball attendance in 2017-18.

- Year after year, the SEC is the leader in college baseball attendance. In 2018, for the seventh consecutive year, the SEC's institutions drew more than 2 million fans, with a nation-leading attendance total of more than 2.2 million fans. The SEC averaged more than 4,800 fans per game in 2018. The SEC and its member schools own virtually all regular season, conference tournament, NCAA Regional and Super Regional attendance records.

ACADEMIC RELATIONS - COMMITMENT TO THE UNIVERSITY ACADEMIC MISSION

- The Southeastern Conference supports and promotes collaborative higher education programs and activities involving administrators, faculty and students at its member universities. These academic relations efforts are led by the Conference's presidents and Chancellors.

- The SEC aims to highlight the endeavors and achievements of its faculty and universities; advance the merit and reputation of SEC universities outside of the traditional SEC region; identify and prepare future leaders for high-level service in academia; increase the amount and type of education abroad opportunities available to SEC students; and support collaboration between SEC faculty and administrators.

- The SEC Academic Leadership Development Program seeks to identify, prepare and advance academic leaders for roles within SEC institutions and beyond. It has three components, a university-level program, two, three-day, SEC-wide workshops held on specified campuses for all participants, and a competitive fellowship designed to provide administrative growth opportunities for former participants.

- The SEC College Tour occurs twice annually, once in the fall and once in the spring. Enrollment administrators from all SEC universities participate in events intended to introduce SEC universities to students, parents and high school counselors from outside of the southeast region.

- The SEC education abroad focus includes a cooperative agreement that gives SEC students access to international programs offered at other SEC universities and an engineering exchange agreement with the Politecnico di Torino in Italy.

- The SEC Faculty Achievement and Professor of the Year Awards recognize faculty with outstanding records in teaching and scholarship. There is one winner per campus and one overall winner for the SEC.

- The SEC Faculty Travel Program is intended to enhance collaboration that stimulates scholarly initiatives between SEC universities. The program offers faculty from each SEC university the opportunity to travel to other universities to develop grant proposals, conduct research and deliver artistic performances.

- The SEC MBA Case Competition is an opportunity for SEC business schools to showcase their students' skills at solving simulated, real-world problems that cover the spectrum of business disciplines. The competition is held on one SEC campus and teams of four MBA students compete against other SEC teams, the best receiving various awards and recognition.



COLLEGE FOOTBALL PLAYOFF

EVERY GAME COUNTS

The College Football Playoff is a four-team event to determine college football's national champion on the field, while preserving the significance of college football's unique regular season where every game counts.

THE BEST TEAMS

The selection committee ranks the teams based on the members' evaluation of the teams' performance on the field, using conference championships won, strength of schedule, head-to-head results, and comparison of results against common opponents to decide among teams that are comparable.

TRADITION

The New Year's holiday period belongs to college football, with two semifinal games rotating annually among the Cotton Bowl, Fiesta Bowl, Orange Bowl, Peach Bowl, Rose Bowl and Sugar Bowl.

CHAMPIONSHIP MONDAY

The two winning teams from the Playoff Semifinals compete for the College Football Playoff National Championship. The national championship game is in a different city each year, always on a Monday night.

UNIVERSAL ACCESS

Every FBS team has equal access to the College Football Playoff based on its performance. No team automatically qualifies.

GOVERNANCE

The 10 FBS conferences manage the College Football Playoff and are members of the entity CFP Administration, LLC.

SELECTION COMMITTEE

A talented group of high-integrity individuals with experience as coaches, student-athletes, college administrators and journalists, along with sitting athletics directors, comprise the selection committee. Members of the committee are: Rob Mullens (chair), Frank Beamer, Paola Boivin, Jeff Bower, Joe Castiglione, Herb Deromedi, Ken Hatfield, Chris Howard, Bobby Johnson, Ronnie Lott, Gene Smith, Todd Stansbury and Scott Stricklin.

WWW.COLLEGEFOOTBALLPLAYOFF.COM

[f](#) /CollegeFootballPlayoff [t](#) @cfbplayoff [i](#) @cfbplayoff #CFBPlayoff





COLLEGE FOOTBALL PLAYOFF

SELECTION COMMITTEE RESPONSIBILITIES








- Rank the top 25 teams and assign the top four to semifinals sites.
- Assign teams to New Year's bowls.
 - Create competitive matchups.
 - Attempt to avoid rematches of regular-season games and repeat appearances in specific bowls.
 - Consider geography.

PARTICIPANTS IN THE NEW YEAR'S BOWLS

Both participants in the Orange, Rose and Sugar Bowls are contracted outside the playoff arrangement (Big Ten and Pac-12 to Rose Bowl; SEC and Big 12 to Sugar Bowl; ACC to Orange Bowl against the highest ranked available team from the SEC, Big Ten and Notre Dame). If a conference champion qualifies for the playoff, then the bowl will choose a replacement from that conference. When those bowls host the semifinals and their contracted conference champions do not qualify, then the displaced champion(s) will play in one of the other New Year's bowls.

When not hosting semifinals, the Cotton, Fiesta and Peach Bowls will welcome displaced conference champions and the top-ranked champion from a non-contract conference. The highest-ranked available teams will fill any other berths. The selection committee will make the pairings.

SCHEDULE

							
2018-19	SUGAR (JAN. 1)	ROSE (JAN. 1)	SEMIFINAL (DEC. 29)	SEMIFINAL (DEC. 29)	PEACH (DEC. 29)	FIESTA (JAN. 1)	BAY AREA (JAN. 7)
2019-20	SUGAR (JAN. 1)	ROSE (JAN. 1)	ORANGE (JAN. 1)	COTTON (DEC. 28)	SEMIFINAL (DEC. 28)	SEMIFINAL (DEC. 28)	NEW ORLEANS (JAN. 13)

WWW.COLLEGEFOOTBALLPLAYOFF.COM

 /CollegeFootballPlayoff  @cfbplayoff  @cfbplayoff #CFBPlayoff



— The 2018-19 FBA Schedule —

Date	Time [ET]	Game	Network
Sat, Dec 15	12 Noon	Celebration Bowl	ABC
	2:00 p.m.	Gildan New Mexico Bowl	ESPN
	2:30 p.m.	AutoNation Cure Bowl	CBSSN
	3:30 p.m.	Las Vegas Bowl	ABC
	5:30 p.m.	Raycom Media Camellia Bowl	ESPN
	9:00 p.m.	R+L Carriers New Orleans Bowl	ESPN
Tue, Dec 18	7:00 p.m.	Cheribundi Tart Cherry Boca Raton Bowl	ESPN
Wed, Dec 19	8:00 p.m.	Frisco Bowl	ESPN
Thu, Dec 20	8:00 p.m.	Bad Boy Mowers Gasparilla Bowl	ESPN
Fri, Dec 21	12:30 p.m.	Bahamas Bowl	ESPN
	4:00 p.m.	Famous Idaho Potato Bowl	ESPN
Sat, Dec 22	12 Noon	Birmingham Bowl	ESPN
	3:30 p.m.	Lockheed Martin Armed Forces Bowl	ESPN
	7:00 p.m.	Dollar General Bowl	ESPN
	10:30 p.m.	Hawaii Bowl	ESPN
Wed, Dec 26	1:30 p.m.	Heart of Dallas Bowl	ESPN
	5:15 p.m.	Quick Lane Bowl	ESPN
	9:00 p.m.	Cactus Bowl	ESPN
Thu, Dec 27	1:30 p.m.	Walk-On's Independence Bowl	ESPN
	5:15 p.m.	New Era Pinstripe Bowl	ESPN
	9:00 p.m.	Academy Sports + Outdoors Texas Bowl	ESPN
Fri, Dec 28	1:30 p.m.	Franklin American Mortgage Music City Bowl	ESPN
	5:15 p.m.	Camping World Bowl	ESPN
	5:30 p.m.	Arizona Bowl	CBSSN
	9:00 p.m.	Valero Alamo Bowl	ESPN
Sat, Dec 29	12 Noon	Chick-fil-A Peach Bowl	ESPN
	12:30 p.m.	Belk Bowl	ABC
	4 or 8 p.m.	CFP Semifinal at Capital One Orange Bowl	ESPN
	4 or 8 p.m.	CFP Semifinal at Goodyear Cotton Bowl	ESPN
Mon, Dec 31	12 Noon	Military Bowl Presented by Northrop Grumman	ESPN
	2:00 p.m.	Hyundai Sun Bowl	CBS
	3:00 p.m.	San Francisco Bowl	FOX
	3:45 p.m.	AutoZone Liberty Bowl	ESPN
	7:00 p.m.	SDCCU Holiday Bowl	FS1
	7:30 p.m.	TaxSlayer Gator Bowl	ESPN
Tue, Jan 1	12 Noon	Outback Bowl	ESPN2
	1:00 p.m.	Citrus Bowl	ABC
		PlayStation Fiesta Bowl	ESPN
	5:00 p.m.	Rose Bowl Game Presented by Northwestern Mutual	ESPN
	8:45 p.m.	Allstate Sugar Bowl	ESPN
Mon, Jan 7	8:00 p.m.	CFP National Championship Presented by AT&T	ESPN

