



Postseason Bowl Games
 Southeastern Conference Communications Office
 SECsports.com • CollegePressBox.com

Chuck Dunlap (Primary SEC Football Contact) • cdunlap@sec.org • @SEC_Chuck
 Ben Beaty (Secondary Football Contact) • bbeaty@sec.org • @BenBeaty
 Phone: (205) 458-3000 • Fax: (205) 458-3030

EASTERN DIVISION

	SEC	Pct.	PF	PA	Overall	Pct.	PF	PA	Home	Away	Neutral	vs. Div.	Top 25	Top 10	Streak
#Georgia	7-1	.875	276	151	11-2	.846	509	241	7-0	3-1	1-1	6-0	4-2	2-1	L1
Kentucky	5-3	.625	146	132	9-3	.750	319	195	6-1	3-2	0-0	4-2	2-1	0-1	W2
Florida	5-3	.625	209	205	9-3	.750	414	245	5-2	4-0	0-1	3-3	2-1	1-1	W3
South Carolina	4-4	.500	230	243	7-5	.583	391	326	5-2	2-3	0-0	3-3	0-5	0-2	W1
Missouri	4-4	.500	247	196	8-4	.667	443	293	5-2	3-2	0-0	3-3	1-3	0-2	W4
Vanderbilt	3-5	.375	208	235	6-6	.500	332	301	5-2	1-4	0-0	1-5	0-4	0-2	W2
Tennessee	2-6	.250	162	289	5-7	.417	273	335	4-3	1-3	0-1	1-5	2-3	0-2	L2

WESTERN DIVISION

	SEC	Pct.	PF	PA	Overall	Pct.	PF	PA	Home	Away	Neutral	vs. Div.	Top 25	Top 10	Streak
^Alabama	8-0	1.000	374	113	13-0	1.000	623	193	7-0	4-0	2-0	6-0	4-0	2-0	W13
Texas A&M	5-3	.625	242	251	8-4	.667	416	316	6-1	1-3	1-0	3-3	3-2	1-2	W3
LSU	5-3	.625	237	203	9-3	.750	381	251	6-1	2-2	1-0	4-2	4-3	3-1	L1
Mississippi State	4-4	.500	154	115	8-4	.667	349	144	6-1	2-3	0-0	4-2	2-2	1-2	W2
Auburn	3-5	.375	178	197	7-5	.583	339	235	5-2	1-3	1-0	3-3	2-3	1-2	L1
*Ole Miss	1-7	.125	176	328	5-7	.417	407	434	3-4	1-3	1-0	1-5	0-3	0-2	L5
Arkansas	0-8	.000	138	319	2-10	.167	260	417	2-5	0-4	0-1	0-6	0-4	0-2	L4

NOTES: # - Eastern Division Champion; ^ - Western Division Champion; The SEC finished the season with a record eight teams ranked in the final CFP Top-25 Poll.
 vs. Top 25/Top 10 - Record vs. teams in Top 25/Top 10 (AP, USA Today) when game was played; Teams listed in alphabetical order unless tie-breaker applicable; * - Not eligible for postseason in 2018.

SEC SENDS 11 TEAMS TO BOWLS - FOUR TO NEW YEAR'S SIX

Bowl Game	Date/Time (ET)	Stadium/Site	*Matchup	Network
Academy Sports +Outdoors Texas Bowl Series History: Baylor leads, 2-0 • Last Meeting: BU, 25-19 (1954 at Nashville)	Dec. 27 / 9 p.m.	NRG Stadium (71,795) / Houston, Texas	Vanderbilt (6-6, 3-5 SEC) vs. Baylor (6-6) SiriusXM: 80	ESPN
Franklin American Mortgage Music City Bowl Series History: First Meeting	Dec. 28 / 1:30 p.m.	Nissan Stadium (68,000) / Nashville, Tenn.	Auburn (7-5, 3-5 SEC) vs. Purdue (6-6) SiriusXM: 80	ESPN
Belk Bowl Series History: South Carolina leads 21-13-1 • Last Meeting: SC, 31-7 (2003 at Columbia)	Dec. 29 / Noon	Bank of America Stadium (73,778) / Charlotte, N.C.	South Carolina (7-5, 4-4 SEC) vs. Virginia (7-5) SiriusXM: 81	ABC
Chick-fil-A Peach Bowl Series History: Michigan leads, 4-0 • Last Meeting: UM, 33-17 (2017 at Arlington in Advocare Kickoff Classic)	Dec. 29 / Noon	Mercedes-Benz Stadium (73,000) / Atlanta, Ga.	#10 Florida (9-3, 5-3 SEC) vs. #7 Michigan (10-2) SiriusXM: 80	ESPN
Capital One Orange Bowl Semifinal Series History: Oklahoma leads, 3-1-1 • Last Meeting: OU, 45-31 (2014 at Sugar Bowl)	Dec. 29 / 8 p.m.	Hard Rock Stadium (65,326) / Miami Gardens, Fla.	#1 Alabama (13-0, 8-0 SEC) vs. #4 Oklahoma (12-1) SiriusXM: 80/84	ESPN
Autozone Liberty Bowl Series History: Missouri leads, 29-23 • Last Meeting: MIZ, 41-31 (2014 at Cotton Bowl)	Dec. 31 / 3:45 p.m.	Liberty Bowl Memorial (58,211) / Memphis, Tenn.	#23 Missouri (8-4, 4-4 SEC) vs. Oklahoma State (6-6) SiriusXM: 80	ESPN
TaxSlayer Gator Bowl Series History: First Meeting	Dec. 31 / 7:30 p.m.	EverBank Field (77,511) / Jacksonville, Fla.	#19 Texas A&M (8-4, 5-3 SEC) vs. N.C. State (9-3) SiriusXM: 84	ESPN
Outback Bowl Series History: First Meeting	Jan. 1 / Noon	Raymond James Stadium (65,657) / Tampa, Fla.	# 18 Mississippi State (8-4, 4-4 SEC) vs. Iowa (8-4) SiriusXM: 82	ESPN2
VRBO Citrus Bowl Series History: Penn State leads, 3-2 • Last Meeting: PSU, 26-14 (1999 at Outback Bowl)	Jan. 1 / 1 p.m.	Camping World Stadium (60,219) / Orlando, Fla.	#14 Kentucky (9-3, 5-3 SEC) vs. #12 Penn State (9-3) SiriusXM: 80	ABC
PlayStation Fiesta Bowl Series History: First Meeting	Jan. 1 / 1 p.m.	State Farm Stadium (63,400) / Glendale, Ariz.	#11 LSU (9-3, 5-3 SEC) vs. #8 Central Florida (12-0) SiriusXM: 81	ESPN
Allstate Sugar Bowl Series History: Texas leads 3-1 • Last Meeting: UG, 10-9 (1984 at Cotton Bowl)	Jan. 1 / 8:45 p.m.	Mercedes-Benz Superdome (72,500) / New Orleans, La.	#5 Georgia (11-2, 7-1 SEC) vs. #15 Texas (9-4) SiriusXM: 80/84	ESPN

* - CFP Poll Final Rank (Final Poll - Dec. 2, 2018)



SEC on Facebook, Instagram, Snapchat
 #ItJustMeansMore



2018 SEC Football

2018 SOUTHEASTERN CONFERENCE TEAM SCHEDULES AND RESULTS

ALABAMA CRIMSON TIDE (13-0, 8-0 SEC)

Home Stadium: Bryant-Denny Stadium (101,821)

Sept. 1	[1/1] vs. Louisville (Orlando)	W, 51-14	ABC	57,280
Sept. 8	[1/1] ARKANSAS STATE	W, 57-7	ESPN2	100,495
Sept. 15	[1/1] at Ole Miss (rv/--)	W, 62-7	ESPN	62,919
Sept. 22	[1/1] TEXAS A&M (22/22)	W, 45-23	CBS	101,821
Sept. 29	[1/1] LOUISIANA-LAFAYETTE	W, 56-14	SEC Network	101,471
Oct. 6	[1/1] at Arkansas	W, 65-31	ESPN	64,974
Oct. 13	[1/1] MISSOURI	W, 39-10	ESPN	101,821
Oct. 20	[1/1] at Tennessee	W, 58-21	CBS	97,087
Oct. 27	Open Date			
Nov. 3	[1/1] at LSU (4/4)	W, 29-0	CBS	102,321
Nov. 10	[1/1] MISSISSIPPI STATE (18/15)	W, 24-0	CBS	101,821
Nov. 17	[1/1] CITADEL	W, 50-17	SEC Network	101,681
Nov. 24	[1/1] AUBURN (rv/rv)	W, 52-21	CBS	101,821
Dec. 1	[1/1] vs. Georgia (4/4)	W, 35-28	CBS	77,141
Dec. 27	[1/1] vs. Oklahoma (4/4)	ESPN	7 p.m. CT	

Capital One Orange Bowl National Semifinal • Miami Gardens, Fla.

ARKANSAS RAZORBACKS (2-10, 0-8 SEC)

Home Stadium(s): Reynolds Razorback (72,000); War Memorial (54,120)

Sept. 1	EASTERN ILLINOIS	W, 55-20	SEC Network	63,342
Sept. 8	at Colorado State	L, 27-34	CBS Sports Netwok	31,894
Sept. 15	NORTH TEXAS	L, 17-44	SEC Network	62,355
Sept. 22	at Auburn (9/11)	L, 3-34	SEC Network	84,188
Sept. 29	vs. Texas A&M (rv/rv) (Arlington)	L, 17-24	ESPN	53,383
Oct. 6	ALABAMA (1/1)	L, 31-65	ESPN	64,974
Oct. 13	OLE MISS (Little Rock)	L, 33-37	SEC Network	51,438
Oct. 20	TULSA	W, 23-0	SEC Network	56,691
Oct. 27	VANDERBILT	L, 31-45	SEC Network	56,251
Nov. 3	Open Date			
Nov. 10	LSU (9/10)	L, 17-24	SEC Network	64,135
Nov. 17	at Mississippi State (25/23)	L, 6-52	ESPN	57,772
Nov. 23	at Missouri (rv/rv)	L, 0-38	CBS	52,482

AUBURN TIGERS (7-5, 3-5 SEC)

Home Stadium: Jordan-Hare Stadium (87,451)

Sept. 1	[9/10] vs. Washington (6/6) (Atlanta)	W, 21-16	ABC	70,103
Sept. 8	[7/7] ALABAMA STATE	W, 63-9	SEC Network	84,806
Sept. 15	[7/7] LSU (12/13)	L, 21-22	CBS	86,787
Sept. 22	[9/11] ARKANSAS	W, 34-3	SEC Network	84,188
Sept. 29	[10/10] SOUTHERN MISS	W, 24-13	SEC Network	83,792
Oct. 6	[8/9] at Mississippi State (rv/rv)	L, 9-23	ESPN2	60,635
Oct. 13	[21/21] TENNESSEE	L, 24-30	SEC Network	84,589
Oct. 20	[--/RV] at Ole Miss	W, 31-16	ESPN	56,885
Oct. 27	Open Date			
Nov. 3	[RV/RV] TEXAS A&M (25/rv)	W, 28-24	ESPN	85,945
Nov. 10	[RV/RV] at Georgia (5/5)	L, 10-27	ESPN	92,746
Nov. 17	[RV/RV] LIBERTY	W, 53-0	SEC Network	81,129
Nov. 24	[RV/RV] at Alabama (1/1)	L, 21-52	CBS	101,821
Dec. 28	vs. Purdue	ESPN	12:30 p.m. CT	

Franklin American Mortgage Music City Bowl • Nashville, Tenn.

FLORIDA GATORS (9-3, 5-3 SEC)

Home Stadium: Steve Spurrier-Florida Field at Ben Hill Griffin Stadium (88,548)

Sept. 1	[RV/RV] CHARLESTON SOUTHERN	W, 53-6	SEC Network	81,164
Sept. 8	[25/25] KENTUCKY (--/RV)	L, 16-27	SEC Network	80,651
Sept. 15	COLORADO STATE	W, 48-10	SEC Network	80,021
Sept. 22	[--/RV] at Tennessee (--/rv)	W, 47-21	ESPN	100,027
Sept. 29	[RV/RV] at Mississippi State (23/19)	W, 13-6	ESPN	61,406
Oct. 6	[22/RV] LSU (5/6)	W, 27-19	CBS	90,283
Oct. 13	[14/16] at Vanderbilt	W, 37-27	ESPN	31,118
Oct. 20	Open Date			
Oct. 27	[9/11] vs. Georgia (7/6) (Jacksonville)	L, 17-36	CBS	84,463
Nov. 3	[13/14] MISSOURI	L, 17-38	SEC Network	80,017
Nov. 10	[19/21] SOUTH CAROLINA (--/rv)	W, 35-31	ESPN	82,696
Nov. 17	[15/16] IDAHO	W, 63-10	ESPN	81,467
Nov. 24	[13/13] at Florida State	W, 41-14	ABC	71,953
Dec. 29	[10/10] Michigan (8/8)	ESPN	Noon ET	

Chick-fil-A Peach Bowl • Atlanta, Ga.

GEORGIA BULLDOGS (11-2, 7-2 SEC)

Home Stadium: Sanford Stadium (92,746)

Sept. 1	[3/4] AUSTIN PEAY	W, 45-0	ESPN	92,746
Sept. 8	[3/3] at South Carolina (24/24)	W, 41-17	CBS	83,140
Sept. 15	[3/3] MIDDLE TENNESSEE	W, 49-7	ESPN	92,746
Sept. 22	[2/3] at Missouri (rv/rv)	W, 43-29	ESPN	58,284
Sept. 29	[2/3] TENNESSEE	W, 38-12	CBS	92,746
Oct. 6	[2/2] VANDERBILT	W, 41-13	SEC Network	92,746
Oct. 13	[2/2] at LSU (13/12)	L, 16-36	CBS	102,321
Oct. 20	Open Date			
Oct. 27	[7/6] vs. Florida (9/11) (Jacksonville)	W, 36-17	CBS	84,463
Nov. 3	[6/5] at Kentucky (11/12)	W, 34-17	CBS	63,543
Nov. 10	[5/5] AUBURN (rv/rv)	W, 27-10	ESPN	92,746
Nov. 17	[5/5] UMASS	W, 66-27	SEC Network	92,746
Nov. 24	[5/5] GEORGIA TECH	W, 45-21	SEC Network	92,746
Dec. 1	[4/4] vs. Alabama (1/1)	L, 28-35	CBS	77,141
Jan. 1	[6/6] vs. Texas (14/14)	ESPN	8:45 p.m. ET	

Allstate Sugar Bowl • New Orleans, La.

KENTUCKY WILDCATS (9-3, 5-3 SEC)

Home Stadium: Kroger Field (61,000)

Sept. 1	[RV/RV] CENTRAL MICHIGAN	W, 35-20	ESPNU	49,138
Sept. 8	[--/RV] at Florida (25/25)	W, 27-16	SEC Network	80,651
Sept. 15	[RV/RV] MURRAY STATE	W, 48-10	SEC Network	48,217
Sept. 22	[RV/RV] MISSISSIPPI STATE (14/14)	W, 28-7	ESPN2	60,037
Sept. 29	[17/17] SOUTH CAROLINA (rv/rv)	W, 24-10	SEC Network	63,081
Oct. 6	[13/15] at Texas A&M (rv/rv)	L, 14-20 OT	ESPN	99,829
Oct. 13	Open Date			
Oct. 20	[14/17] VANDERBILT	W, 14-7	SEC Network	54,269
Oct. 27	[12/14] at Missouri	W, 15-14	SEC Network	53,397
Nov. 3	[11/12] GEORGIA (6/5)	L, 17-34	CBS	63,543
Nov. 10	[12/12] at Tennessee	L, 7-24	SEC Network	95,258
Nov. 17	[20/21] MIDDLE TENNESSEE	W, 34-23	SEC Network	47,535
Nov. 24	[17/18] at Louisville	W, 56-10	ESPN2	49,988
Jan. 1	[16/15] vs. Penn State (13/12)	ABC	1 p.m. ET	

VRBO Citrus Bowl • Orlando, Fla.

LSU TIGERS (9-3, 5-3 SEC)

Home Stadium: Tiger Stadium (102,321)

Sept. 2	[25/24] vs. Miami (8/8) (Arlington)	W, 33-17	ABC	68,841
Sept. 8	[11/15] SOUTHEASTERN LOUISIANA	W, 31-0	ESPN2	96,883
Sept. 15	[12/13] at Auburn (7/7)	W, 22-21	CBS	86,787
Sept. 22	[6/6] LOUISIANA TECH	W, 38-21	ESPNU	102,321
Sept. 29	[5/6] OLE MISS (rv/--)	W, 45-16	ESPN	100,224
Oct. 6	[5/6] at Florida (22/rv)	L, 19-27	CBS	90,283
Oct. 13	[13/12] GEORGIA (2/2)	W, 36-16	CBS	102,321
Oct. 20	[5/5] MISSISSIPPI STATE [22/RV]	W, 19-3	ESPN	101,340
Oct. 27	Open Date			
Nov. 3	[4/4] ALABAMA (1/1)	L, 0-29	CBS	102,321
Nov. 10	[9/10] at Arkansas	W, 24-17	SEC Network	64,135
Nov. 17	[10/10] RICE	W, 42-10	ESPNU	100,323
Nov. 24	[8/9] at Texas A&M (rv/rv)	L, 72-74 7OT	SEC Network	101,501
Jan. 1	[11/11] vs. Central Florida (7/7)	ESPN	Noon CT	

Playstation Fiesta Bowl • Glendale, Ariz.

OLE MISS REBELS (5-7, 1-7 SEC)

Home Stadium: Vaught-Hemingway Stadium (64,038)

Sept. 1	vs. Texas Tech (Houston)	W, 47-27	ESPN	40,333
Sept. 8	[RV/--] SOUTHERN ILLINOIS	W, 76-41	SEC Network	53,339
Sept. 15	[RV/--] ALABAMA (1/1)	L, 7-62	ESPN	62,919
Sept. 22	KENT STATE	W, 38-17	SEC Network	50,417
Sept. 29	[RV/--] at LSU (5/6)	L, 16-45	ESPN	100,224
Oct. 6	LOUISIANA-MONROE	W, 70-21	SEC Network	52,875
Oct. 13	at Arkansas (Little Rock)	W, 37-33	SEC Network	51,438
Oct. 20	AUBURN (--/rv)	L, 16-31	ESPN	56,885
Oct. 27	Open Date			
Nov. 3	SOUTH CAROLINA (--/rv)	L, 44-48	SEC Network	56,798
Nov. 10	at Texas A&M (rv/rv)	L, 24-38	CBS	102,618
Nov. 17	at Vanderbilt	L, 29-36 OT	SEC Network	24,866
Nov. 22 (Thu.)	MISSISSIPPI STATE (22/20)	L, 3-35	ESPN	56,561

TV Key - (1) CBS; (2) ESPN; (3) ESPN2; (4) ESPNU; (5) SEC Network; (6) ESPN App; (7) ABC; (8) Fox Sports 1; (9) ESPNNews; (10) ESPN3; (11) CBS Sports Network; (12) Big Ten Network; (13) NBC

* - SEC Game

2018 SEC Football

2018 SOUTHEASTERN CONFERENCE TEAM SCHEDULES AND RESULTS

MISSISSIPPI STATE BULLDOGS (8-4, 4-4 SEC)

Home Stadium: Davis Wade Stadium at Scott Field (61,337)

Sept. 1	[18/18] STEPHEN F. AUSTIN	W, 63-6	ESPNU	54,289
Sept. 8	[18/18] at Kansas State (rv/rv)	W, 31-10	ESPN	49,784
Sept. 15	[16/16] LOUISIANA-LAFAYETTE	W, 56-10	SEC Network	56,505
Sept. 22	[14/14] at Kentucky (rv/rv)	L, 7-28	ESPN2	60,037
Sept. 29	[23/19] FLORIDA (rv/rv)	L, 6-13	ESPN	61,406
Oct. 6	[RV/RV] AUBURN (8/9)	W, 23-9	ESPN2	60,635
Oct. 13	Open Date			
Oct. 20	[22/RV] at LSU (5/5)	L, 3-19	ESPN	101,340
Oct. 27	[RV/RV] TEXAS A&M (16/17)	W, 28-13	ESPN	57,085
Nov. 3	[21/21] LOUISIANA TECH	W, 45-3	SEC Network	58,709
Nov. 10	[18/15] at Alabama (1/1)	L, 0-24	CBS	101,821
Nov. 17	[25/23] ARKANSAS	W, 52-6	ESPN	57,772
Nov. 22 (Thu.)	[22/20] at Ole Miss	W, 35-3	ESPN	56,561
Jan. 1	[18/18] vs. Iowa (rv/rv) Outback Bowl • Tampa, Fla.		ESPN2	11 a.m. CT

MISSOURI TIGERS (8-4, 4-4 SEC)

Home Stadium: Memorial Stadium - Faurot Field (71,168)

Sept. 1	UT MARTIN	W, 51-14	SEC Network	44,019
Sept. 8	WYOMING	W, 40-13	ESPNU	50,820
Sept. 15	[--/RV] at Purdue	W, 40-37	Big Ten Network	48,103
Sept. 22	[RV/RV] GEORGIA (2/3)	L, 29-43	ESPN	58,284
Sept. 29	Open Date			
Oct. 6	[RV/RV] at South Carolina (--/rv)	L, 35-37	SEC Network	73,393
Oct. 13	at Alabama (1/1)	L, 10-39	ESPN	101,821
Oct. 20	MEMPHIS	W, 65-33	SEC Network	52,917
Oct. 27	KENTUCKY (12/14)	L, 14-15	SEC Network	53,397
Nov. 3	at Florida (13/14)	W, 38-17	SEC Network	80,017
Nov. 10	VANDERBILT	W, 33-28	SEC Network	48,342
Nov. 17	[--/RV] at Tennessee	W, 50-17	CBS	88,224
Nov. 23	[RV/RV] ARKANSAS	W, 38-0	CBS	52,482
Dec. 31	[24/RV] vs. Oklahoma St. Autozone Liberty Bowl • Atlanta, Ga.		ESPN	2:45 p.m. CT

SOUTH CAROLINA GAMECOCKS (7-5, 4-4 SEC)

Home Stadium: Williams-Brice Stadium (80,250)

Sept. 1	[RV/RV] COASTAL CAROLINA	W, 49-15	SEC Network	75,126
Sept. 8	[24/24] GEORGIA (3/3)	L, 17-41	CBS	83,140
Sept. 15	[RV/RV] MARSHALL	Canceled (<i>Weather</i>)		
Sept. 22	[RV/RV] at Vanderbilt (--/rv)	W, 37-14	SEC Network	26,078
Sept. 29	[RV/RV] at Kentucky (17/17)	L, 10-24	SEC Network	63,081
Oct. 6	[--/RV] MISSOURI (rv/rv)	W, 37-35	SEC Network	73,393
Oct. 13	[RV/RV] TEXAS A&M (22/22)	L, 23-26	SEC Network	76,871
Oct. 20	Open Date			
Oct. 27	[--/RV] TENNESSEE	W, 27-24	SEC Network	80,614
Nov. 3	[--/RV] at Ole Miss	W, 48-44	SEC Network	56,798
Nov. 10	[--/RV] at Florida (19/21)	L, 31-35	ESPN	82,696
Nov. 17	CHATTANOOGA	W, 49-9	SEC Network	72,832
Nov. 24	[--/RV] at Clemson (2/2)	L, 35-56	ESPN	81,436
Dec. 1	AKRON	W, 28-3	SEC Network	53,420
Dec. 29	vs. Virginia Belk Bowl • Charlotte, N.C.		ABC	Noon ET

TENNESSEE VOLUNTEERS (5-7, 2-6 SEC)

Home Stadium: Neyland Stadium (102,455)

Sept. 1	vs. West Virginia (17/20) (Charlotte)	L, 14-40	CBS	66,793
Sept. 8	EAST TENNESSEE STATE	W, 59-3	SEC Network	96,464
Sept. 15	UTEP	W, 24-0	SEC Network	87,074
Sept. 22	[--/RV] FLORIDA (--/rv)	L, 21-47	ESPN	100,027
Sept. 29	at Georgia (2/3)	L, 12-38	CBS	92,746
Oct. 6	Open Date			
Oct. 13	at Auburn (21/21)	W, 30-24	SEC Network	84,589
Oct. 20	ALABAMA (1/1)	L, 21-58	CBS	97,087
Oct. 27	at South Carolina (--/rv)	L, 24-27	SEC Network	80,614
Nov. 3	UNC-CHARLOTTE	W, 14-3	SEC Network	86,753
Nov. 10	KENTUCKY (12/12)	W, 24-7	SEC Network	95,258
Nov. 17	MISSOURI (-/rv)	L, 17-50	CBS	88,224
Nov. 24	at Vanderbilt	L, 13-38	SEC Network	35,887

TEXAS A&M AGGIES (8-4, 5-3 SEC)

Home Stadium: Kyle Field (102,733)

Aug. 30	[RV/RV] NORTHWESTERN STATE	W, 59-7	SEC Network	95,855
Sept. 8	[RV/RV] CLEMSON (2/2)	L, 26-28	ESPN	104,794
Sept. 15	[RV/RV] LOUISIANA-MONROE	W, 48-10	SEC Network	96,727
Sept. 22	[22/22] at Alabama (1/1)	L, 23-45	CBS	101,821
Sept. 29	[RV/RV] vs. Arkansas (Arlington)	W, 24-17	ESPN	55,383
Oct. 6	[RV/RV] KENTUCKY (13/15)	W, 20-14 OT	ESPN	99,829
Oct. 13	[22/22] at South Carolina (rv/rv)	W, 26-23	SEC Network	76,871
Oct. 20	Open Date			
Oct. 27	[16/17] at Mississippi State (rv/rv)	L, 13-28	ESPN	57,075
Nov. 3	[25/RV] at Auburn (rv/rv)	L, 24-28	ESPN	85,945
Nov. 10	[RV/RV] OLE MISS	W, 38-24	CBS	102,618
Nov. 17	[RV/RV] UAB (rv/25)	W, 41-20	ESPN2	97,584
Nov. 24	[RV/RV] LSU (8/9)	W, 74-72 7OT	SEC Network	101,501
Dec. 31	[21/20] N.C. State (rv/rv) TaxSlayer Gator Bowl • Jacksonville, Fla.		ESPN	6:30 P.M. CT

VANDERBILT COMMODORES (6-6, 3-5 SEC)

Home Stadium: Vanderbilt Stadium (40,350)

Sept. 1	MIDDLE TENNESSEE	W, 35-7	SEC Network	25,348
Sept. 8	NEVADA	W, 41-10	SEC Network	25,676
Sept. 15	[--/RV] at Notre Dame (8/8)	L, 17-22	NBC	77,622
Sept. 22	[--/RV] SOUTH CAROLINA (rv/rv)	L, 14-37	SEC Network	26,078
Sept. 29	TENNESSEE STATE	W, 31-27	SEC Network	27,340
Oct. 6	at Georgia (2/2)	L, 13-41	SEC Network	92,746
Oct. 13	FLORIDA (14/16)	L, 27-37	ESPN	31,118
Oct. 20	at Kentucky (14/17)	L, 7-14	SEC Network	54,269
Oct. 27	at Arkansas	W, 45-31	SEC Network	56,251
Nov. 3	Open Date			
Nov. 10	at Missouri	L, 28-33	SEC Network	48,342
Nov. 17	OLE MISS	W, 36-29 OT	SEC Network	24,866
Nov. 24	TENNESSEE	W, 38-13	SEC Network	35,887
Dec. 27	vs. Baylor Academy Sports+Outdoors Texas Bowl • Houston, Texas		ESPN	8 p.m. CT

Team's AP & USA Today Rankings Listed Before Opponent's Name & Opponents' Rankings Listed after its Name (at time of game)

December 1 • SEC Football Championship Game • Atlanta • Mercedes-Benz Stadium • 4 p.m. ET • CBS Sports

* - SEC Game

2018 SEC WEEK-BY-WEEK SCHEDULES AND RESULTS

Aug. 30 (Thursday)

Texas A&M 59, NW State 7 [TV: 5-6] (95,855)

Sept. 1

Alabama 51, Louisville 14 (Orlando) [TV: 7] (57,280)
 Arkansas 55, Eastern Illinois 20 [TV: 5-6] (63,342)
 Auburn 21, Washington 16 (Atlanta) [TV: 7] (70,103)
 Florida 53, Charleston Southern 6 [TV: 5-6] (81,164)
 Georgia 45, Austin Peay 0 [TV: 2-6] (92,746)
 Kentucky 35, Central Michigan 20 [4-6] (49,138)
 Ole Miss 47, Texas Tech 27(Houston) [TV: 2-6] (40,333)
 Mississippi State 63, SFA 6 [TVI: 4-6] (54,289)
 Missouri 51, UT Martin 14 [TV: 5-6] (44,019)
 South Carolina 49, Coastal Carolina 15 [TV: 5-6] (75,126)
 W. Virginia 40, Tennessee 14 (Charlotte) [TV: 1] (66,793)
 Vanderbilt 35, MTSU 7 [TV: 5-6] (25,348)

Sept. 2 (Sunday)

LSU 33, Miami 17 (Arlington) [TV: 7] (68,841)

Sept. 8

Alabama 57, Arkansas State 7 [TV: 3-6] (100,494)
 Colorado State 34, Arkansas 27 [TV: 11] (31,894)
 Auburn 63, Alabama State 9 [TV: 5-6] (84,806)
 *Kentucky 27, Florida 16 [TV: 5-6] (80,651)
 LSU 31, Southeastern Louisiana 0 [TV: 3-6] (96,883)
 Ole Miss 76, Southern Illinois 41 [TV: 5-6] (53,339)
 Mississippi State 31, Kansas State 10 [TV: 2-6] (49,784)
 Missouri 40, Wyoming 13 [TV: 4-6] (50,820)
 *Georgia 41, South Carolina 17 [TV: 1] (83,140)
 Tennessee 59, ETSU 3 [TV: 5-6] (96,464)
 Clemson 28, Texas A&M 26 [TV: 2-6] (104,794)
 Vanderbilt 41, Nevada 10 [TV: 5-6] (25,676)

Sept. 15

North Texas 44, Arkansas 17 [TV: 5-6] (62,355)
 *LSU 22, Auburn 21 [TV: 1] (86,787)
 Florida 48, Colorado State 10 [TV: 5-6] (80,021)
 Georgia 49, Middle Tennessee 7 [TV: 3-6] (92,746)
 Kentucky 48, Murray State 10 [TV: 5-6] (48,217)
 *Alabama 62, Ole Miss 7 [TV: 2-6] (62,919)
 Mississippi State 56, ULL 10 [TV: 5-6] (56,505)
 Missouri 40, Purdue 37 [TV: 12] (48,103)
 Marshall at South Carolina [TV: 4-6] (Canceled)
 Tennessee 24, UTEP 0 [TV: 5-6] (87,074)
 Texas A&M 48, LA-Monroe 10 [TV: 5-6] (96,727)
 Notre Dame 22, Vanderbilt 17 [TV: 13] (77,622)

Sept. 22

*Alabama 45, Texas A&M 23 [TV: 1] (101,821)
 *Auburn 34, Arkansas 3 [TV: 5-6] (84,188)
 *Kentucky 28, Mississippi State 7 [TV: 3-6] (60,037)
 LSU 38, Louisiana Tech 21 [TV: 4-6] (102,321)

Ole Miss 38, Kent State 17 [TV: 5-6] (50,417)

*Georgia 43, Missouri 29 [TV: 2-6] (58,284)
 *Florida 47, Tennessee 21 [TV: 2-6] (100,027)
 *South Carolina 37, Vanderbilt 14 [TV: 5-6] (26,078)

Sept. 29

Alabama 56, LA-Lafayette 14 [TV: 5-6] (101,471)
 *Texas A&M 24, Arkansas 17 (Arlington) [TV: 2-6] (55,383)
 Auburn 24, Southern Miss 13 [TV: 5-6] (83,792)
 *Georgia 38, Tennessee 12 [TV: 1] (92,746)
 *Kentucky 24, South Carolina 10 [TV: 5-6] (63,081)
 *LSU 45, Ole Miss 16 [TV: 2-6] (100,224)
 *Florida 13, Mississippi State 6 [TV: 2-6] (61,406)
 Vanderbilt 31, Tennessee State 27 [TV: 5-6] (27,340)

Oct. 6

*Alabama 65, Arkansas 31 [TV: 2-6] (64,974)
 *Florida 27, LSU 19 [TV: 1] (90,283)
 *Georgia 41, Vanderbilt 13 [TV: 5-6] (92,746)
 Ole Miss 70, Louisiana-Monroe 21 [TV: 5-6] (52,875)
 *Mississippi State 23, Auburn 9 [TV: 3-6] (60,635)
 *South Carolina 37, Missouri 35 [TV: 5-6] (73,393)
 *Texas A&M 20, Kentucky 14 OT [TV: 2-6] (99,829)

Oct. 13

*Alabama 39, Missouri 10 [TV: 2-6] (101,821)
 *Ole Miss 37, Arkansas 33 (Little Rock) [TV: 5-6] (51,438)
 *Tennessee 30, Auburn 24 [TV: 5-6] (84,589)
 *LSU 36, Georgia 16 [TV: 1] (102,321)
 *Texas A&M 26, South Carolina 23 [TV: 5-6] (76,871)
 *Florida 37, Vanderbilt 27 [TV: 2-6] (31,118)

Oct. 20

Arkansas 23, Tulsa 0 [TV: 5-6] (56,691)
 *Kentucky 14, Vanderbilt 7 [TV: 5-6] (54,269)
 *LSU 19, Mississippi State 3 [TV: 2-6] (101,340)
 *Auburn 31, Ole Miss 16 [TV: 2-6] (56,885)
 Missouri 65, Memphis 33 [TV: 5-6] (52,917)
 *Alabama 58, Tennessee 21 [TV: 1] (97,087)

Oct. 27

*Vanderbilt 45, Arkansas 31 [TV: 5-6] (56,251)
 *Georgia 36, Florida 17 (Jacksonville) [TV: 1] (84,463)
 *Mississippi State 28, Texas A&M 13 [TV: 2-6] (57,085)
 *Kentucky 15, Missouri 14 [TV: 5-6] (53,397)
 *South Carolina 27, Tennessee 24 [TV: 5-6] (80,614)

Nov. 3

*Auburn 28, Texas A&M 24 [TV: 2-6] (85,945)
 *Missouri 38, Florida 17 [TV: 5-6] (80,017)
 *Georgia 34, Kentucky 17 [TV: 1] (63,543)
 *Alabama 29, LSU 0 [TV: 1] (102,321)
 *South Carolina 48, Ole Miss 44 [TV: 5-6] (56,798)

Mississippi State 45, La Tech 3 [TV: 5-6] (58,709)

Tennessee 14, UNC-Charlotte 3 [TV: 5-6] (86,753)

Nov. 10

*Alabama 24, Mississippi State 0 [TV: 1] (101,821)
 *LSU 24, Arkansas 17 [TV: 5-6] (64,135)
 *Florida 35, South Carolina 31 [TV: 2-6] (82,696)
 *Georgia 27, Auburn 10 [TV: 2-6] (92,746)
 *Missouri 33, Vanderbilt 28 [TV: 5-6] (48,342)
 *Tennessee 24, Kentucky 7 [TV: 5-6] (95,258)
 *Texas A&M 38, Ole Miss 24 [TV: 1] (102,618)

Nov. 17

Alabama 50, Citadel 17 [TV: 5-6] (101,681)
 Auburn 53, Liberty 0 [TV: 5-6] (81,129)
 Florida 63, Idaho 10 [TV: 4-6] (81,467)
 Georgia 66, UMass 27 [TV: 5-6] (92,746)
 Kentucky 34, Middle Tennessee 23 [TV: 5-6] (47,535)
 LSU 42, Rice 10 [TV: 4-6] (100,323)
 *Mississippi State 52, Arkansas 6 [TV: 2-6] (57,772)
 S. Carolina 49, Chattanooga 9 [TV: 5-6] (72,832)
 *Missouri 50, Tennessee 17 [TV: 1] (88,224)
 Texas A&M 41, UAB 20 [TV: 3-6] (97,584)
 *Vanderbilt 36, Ole Miss 29 OT [TV: 5-6] (24,866)

Nov. 22 (Thursday)

*Mississippi State 35, Ole Miss 3 [TV: 5-6] (56,561)

Nov. 23 (Friday)

*Missouri 38, Arkansas 0 [TV: 1] (52,482)

Nov. 24

*Alabama 52, Auburn 21 [TV: 1] (101,821)
 Florida 41, Florida State 14 [TV: 7] (71,953)
 Georgia 45, Georgia Tech 21 [TV: 5-6] (92,746)
 Kentucky 56, Louisville 10 [TV: 3-6] (49,988)
 Clemson 56, South Carolina 35 [TV: 2-6] (81,436)
 *Texas A&M 74, LSU 70T [TV: 5-6] (101,501)
 *Vanderbilt 38, Tennessee 13 [TV: 5-6] (35,887)

Dec. 1

South Carolina 28, Akron 3 [TV: 5-6] (53,420)
 SEC Championship Game (Atlanta) [TV: 1] (4 p.m. ET)
 Alabama 35, Georgia 28 (77,141)

*SEC Game

Tentative and subject to change

Home team game time listed - Home team underlined; SEC team game time listed if non-conference game.



2018 SEC FOOTBALL SCHEDULE

(Tentative and Subject to Change)



Date Team	Sept. 1	Sept. 8	Sept. 15	Sept. 22	Sept. 29	Oct. 6	Oct. 13	Oct. 20	Oct. 27	Nov. 3	Nov. 10	Nov. 17	Nov. 24
ALABAMA	LOUISVILLE Orlando	ARKANSAS STATE Tuscaloosa	OLE MISS Oxford	TEXAS A&M Tuscaloosa	LOUISIANA-LAFAYETTE Tuscaloosa	ARKANSAS Fayetteville	MISSOURI Tuscaloosa	TENNESSEE Knoxville	LSU Baton Rouge	MISSISSIPPI STATE Tuscaloosa	CITADEL Tuscaloosa	AUBURN Tuscaloosa	Nov. 24
ARKANSAS	EASTERN ILLINOIS Fayetteville	COLORADO STATE Fort Collins	NORTH TEXAS Fayetteville	AUBURN Auburn	TEXAS A&M Arlington	ALABAMA Fayetteville	OLE MISS Little Rock	TULSA Fayetteville	VANDERBILT Fayetteville	LSU Fayetteville	MISSISSIPPI STATE Starkville	MISSOURI STATE Starkville	MISSOURI Columbia (Nov. 23)
AUBURN	WASHINGTON Atlanta	ALABAMA STATE Auburn	LSU Auburn	ARKANSAS Auburn	SOUTHERN MISS Auburn	MISSISSIPPI STATE Starkville	TENNESSEE Auburn	OLE MISS Oxford	TEXAS A&M Auburn	MISSOURI Gainesville	GEORGIA Athens	LIBERTY Auburn	ALABAMA Tuscaloosa
FLORIDA	CHARLESTON SOUTHERN Gainesville	KENTUCKY Gainesville	COLORADO STATE Gainesville	TENNESSEE Knoxville	MISSISSIPPI STATE Starkville	LSU Gainesville	VANDERBILT Nashville		GEORGIA Jacksonville	MISSOURI Gainesville	SOUTH CAROLINA Gainesville	IDAHO Gainesville	FLORIDA STATE Tallahassee
GEORGIA	AUSTIN PEAY Athens	SOUTH CAROLINA Columbia	MIDDLE TENNESSEE Athens	MISSOURI Columbia	TENNESSEE Athens	VANDERBILT Athens	LSU Baton Rouge		FLORIDA Jacksonville	KENTUCKY Lexington	AUBURN Athens	UMASS Athens	GEORGIA TECH Athens
KENTUCKY	CENTRAL MICHIGAN Lexington	FLORIDA Gainesville	MURRAY STATE Lexington	MISSISSIPPI STATE Lexington	SOUTH CAROLINA Lexington	TEXAS A&M College Station		VANDERBILT Lexington	MISSOURI Columbia	GEORGIA Lexington	TENNESSEE Knoxville	MIDDLE TENNESSEE Lexington	LOUISVILLE Louisville
LSU	MIAMI Arlington (Sept. 2)	SOUTHEASTERN LOUISIANA Baton Rouge	AUBURN Auburn	LOUISIANA TECH Baton Rouge	OLE MISS Baton Rouge	FLORIDA Gainesville	GEORGIA Baton Rouge	MISSISSIPPI STATE Baton Rouge		ALABAMA Baton Rouge	ARKANSAS Fayetteville	RICE Baton Rouge	TEXAS A&M College Station
OLE MISS	TEXAS TECH Houston	SOUTHERN ILLINOIS Oxford	ALABAMA Oxford	KENT STATE Oxford	LSU Baton Rouge	LOUISIANA-MONROE Oxford	ARKANSAS Little Rock	AUBURN Oxford		SOUTH CAROLINA Oxford	TEXAS A&M College Station	VANDERBILT Nashville	MISSISSIPPI STATE Oxford (Nov. 22)
MISSISSIPPI STATE	STEPHEN F. AUSTIN Starkville	KANSAS STATE Manhattan	LOUISIANA-LAFAYETTE Starkville	KENTUCKY Lexington	FLORIDA Starkville	AUBURN Starkville		LSU Baton Rouge	TEXAS A&M Starkville	LOUISIANA TECH Starkville	ALABAMA Tuscaloosa	ARKANSAS Starkville	OLE MISS Oxford (Nov. 22)
MISSOURI	UT MARTIN Columbia	WYOMING Columbia	PURDUE West Lafayette	GEORGIA Columbia		SOUTH CAROLINA Columbia, S.C.	ALABAMA Tuscaloosa	MEMPHIS Columbia	KENTUCKY Columbia	FLORIDA Gainesville	VANDERBILT Columbia	TENNESSEE Knoxville	ARKANSAS Columbia (Nov. 23)
SOUTH CAROLINA	COASTAL CAROLINA Columbia	GEORGIA Columbia	MARSHALL Columbia	VANDERBILT Nashville	KENTUCKY Lexington	MISSOURI Columbia, S.C.	TEXAS A&M Columbia		TENNESSEE Columbia	OLE MISS Oxford	FLORIDA Gainesville	CHATTANOOGA Columbia	CLEMSON Clemson
TENNESSEE	WEST VIRGINIA Charlotte	EAST TENNESSEE STATE Knoxville	UTEP Knoxville	FLORIDA Knoxville	GEORGIA Athens	AUBURN Auburn	AUBURN Auburn	ALABAMA Knoxville	SOUTH CAROLINA Columbia	CHARLOTTE Knoxville	KENTUCKY Knoxville	MISSOURI Knoxville	VANDERBILT Nashville
TEXAS A&M	NW STATE College Station (Aug. 30)	CLEMSON College Station	LOUISIANA-MONROE College Station	ALABAMA Tuscaloosa	ARKANSAS Arlington	KENTUCKY College Station	SOUTH CAROLINA Columbia		MISSISSIPPI STATE Starkville	AUBURN Auburn	OLE MISS College Station	UAB College Station	LSU College Station
VANDERBILT	MIDDLE TENNESSEE Nashville	NEVADA Nashville	NOTRE DAME South Bend	SOUTH CAROLINA Nashville	TENNESSEE STATE Nashville	GEORGIA Athens	FLORIDA Nashville	KENTUCKY Lexington	ARKANSAS Fayetteville		MISSOURI Columbia	OLE MISS Nashville	TENNESSEE Nashville

ACADEMY SPORTS + OUTDOORS TEXAS BOWL



Vanderbilt vs. Baylor

December 27 • 8 p.m. CT • Houston, Texas • NRG Stadium (71,795)

TV: ESPN (Tom Hart, Jordan Rodgers, Cole Cubelic)

Radio: ESPN Radio (Bill Rosinski, David Norrie, Ian Fitzsimmons)

Sirius/XM: 80



Vanderbilt Commodores (6-6, 3-5 SEC)

Head Coach: Derek Mason (Northern Arizona '93)

Overall / Years: 24-37 / Fifth season

Vanderbilt / Years: Same

National Rankings: N/A

Bowl Appearance: 9th

Bowl Record: 4-3-1

Bowl Streak: L1 (last lost to N.C. State 41-17 in 2016 Independence Bowl)

Key Players

WR Kalija Lipscomb (6-1, 200, Jr., New Orleans, La.)

Topped all Commodore receivers with 81 receptions, good for 886 yards and nine touchdowns ... Ranks among SEC top five in all three receiving categories ... His receptions total is the fifth-highest season total in VU history.

QB Kyle Shurmur (6-4, 225, Sr., Philadelphia, Pa.)

Set school completion percentage record in a game with a 88.6% (31-for-35) completion percentage against Tennessee ... Has thrown 22 touchdown passes this season and 62 in his career ... Ended the regular season by throwing multiple touchdown passes in the final four games.

RB Ke'Shawn Vaughn (5-10, 215, Jr., Nashville, Tenn.)

Finished the regular season with 1,001 rushing yards and 10 touchdowns, led all SEC backs with a 7.0 yards/rush (min. 50 attempts) ... Ranked among the SEC's most explosive players – led all SEC backs with seven rushes of 40 or more yards and three rushes of 60 or more yards.

CB Joejuan Williams (6-3, 208, Jr., Nashville, Tenn.)

Started every game and finished the regular season with several single-season career highs, including four interceptions, 15 passes defended, 44 solo tackles and 56 total tackles ... Led the SEC in passes defended and ranked second in interceptions.

Baylor Bears (6-6, 4-5 Big 12)

Head Coach: Matt Rhule (Penn State '97)

Overall / Years: 35-40 / Sixth season

Baylor / Years: 7-17 / Second season

National Rankings: N/A

Bowl Appearance: 24th

Bowl Record: 12-11

Bowl Streak: W2 (last def. Boise State 31-12 in 2016 Cactus Bowl)

Key Players

P Drew Galitz (6-0, 221, Sr., Rowlett, Texas)

Voted All-Big 12 First Team ... Ranks second in the Big 12 with a 42.43 punting average with a long punt of 62 yards and 18 downed inside the 20.

WR Jalen Hurd (6-4, 217, Sr., Hendersonville, Tenn.)

Led the Bears with 69 receptions and 946 yards in the regular season ... Scored four touchdowns through the air ... Also contributed on the ground with 209 rushing yards and three scores ... Big 12 Offensive Newcomer of the Year.

LB Clay Johnston (6-1, 226, Jr., Abilene, Texas)

Leads the team with 95 stops, a total that ranks fifth in the Big 12 ... Averaged 13.3 tackles per game in the month of November and set a career high with 17 combined stops against Oklahoma State ... All-Big 12 Second Team.

DT James Lynch (6-4, 285, So., Round Rock, Texas)

Big 12 Conference Co-Defensive Player of the Year ... Leads the Longhorns defensively, totaling 110 tackles (79 solo) with 10 tackles for loss, four sacks and six quarterback hurries ... Has started all 12 games at linebacker.

2018 Statistical Comparison () - SEC Ranking; [] - NCAA Ranking

	Vanderbilt	Baylor
Scoring Offense	27.7 (11) [74]	28.3 [71]
Total Offense	397.8 (9) [67]	441.7 [36]
Rushing Offense	157.6 (12) [81]	159.5 [79]
Passing Offense	240.2 (6) [57]	282.2 [22]
Scoring Defense	25.1 (9) [41]	31.2 [87]
Total Defense	419.8 (12) [83]	413.3 [77]
Rushing Defense	187.3 (12) [88]	174.8 [80]
Passing Defense	232.6 (10) [71]	238.4 [78]
Turnover Margin	0.67 (3) [16]	-0.75 [118]

Series/Game Notes

Record: Baylor leads 2-0

Last: Baylor, 25-19 (Nov. 5, 1954)

Series: Vanderbilt and Baylor will meet for the third time and the first time since 1954. Baylor won the first matchup held in Waco in 1953, and the Bears won the following year in Nashville.

Game Notes: Derek Mason is just the second Vanderbilt head coach to lead the Commodores to two bowl games in a three-season span ... This is Vanderbilt's sixth bowl appearance in the past 10 seasons ... This is the Commodores' first trip to the Academy Sports + Outdoors Texas Bowl.

FRANKLIN AMERICAN MORTGAGE MUSIC CITY BOWL



Auburn vs. Purdue

December 28 • 12:30 p.m. CT • Nashville, Tenn. • Nissan Stadium (68,000)

TV: ESPN (Anish Shroff, Ahmad Jones, Roddy Jones)

Radio: ESPN Radio (Dave Neal, DJ Shockley, Dawn Davenport)

Sirius/XM: 80

**Auburn Tigers (7-5, 3-5 SEC)**

Head Coach: Gus Malzahn (Henderson State '90)

Overall / Years: 61-32 / Seventh season

Auburn / Years: 52-29 / Sixth season

National Rankings: N/A

Bowl Appearance: 43rd

Bowl Record: 23-17-2

Bowl Streak: L2 (last lost to UCF 34-27 in 2018 Peach Bowl)

Key Players**DL Derrick Brown (6-5, 320, Jr., Sugar Hill, Ga.)**

Second-team All-SEC selection on the defensive line ... Finished the regular season with 45 tackles, 9.5 tackles for loss, 3.5 sacks and five QB hurries ... Also broke up two passes, forced a fumble and recovered a fumble.

LB Deshaun Davis (5-11, 233, Sr., Prichard, Ala.)

First-team All-SEC selection at linebacker after finishing fifth in the SEC this season with 107 tackles ... Led Auburn with 14 tackles for loss and recorded 2.5 sacks, two passes broken up and four quarterback hurries ... Ranks sixth among Auburn career tacklers since 2000 with 257 total.

QB Jarrett Stidham (6-3, 215, Jr., Stephenville, Texas)

Has started all 26 games in the past two seasons and ranks among the school's all-time passing leaders with 455 completions (4th), 5,579 yards (6th) and 31 touchdowns (T-7th) ... Along with wide receiver Ryan Davis, became the most productive pass tandem in program history.

RB Jatarvious Whitlow (6-0, 216, Fr., LaFayette, Ala.)

Voted SEC All-Freshman by the league's coaches ... 716 rushing yards for the season rank fourth all-time among Auburn freshmen ... Season-high 170 rushing yards at Ole Miss, the most by an Auburn freshman since 2010 ... 100 or more rushing yards in three games this season.

Northwestern Wildcats (6-6, 5-4 Big Ten)

Head Coach: Jeff Brohm (Louisville '94)

Overall / Years: 43-22 / Fifth season

Purdue / Years: 13-12 / Secons season

National Rankings: N/A

Bowl Appearance: 19th

Bowl Record: 10-8

Bowl Streak: W1 (last def. Arizona 38-35 in 2017 Foster Farms Bowl)

Key Players**LB Markus Bailey (6-1, 240, Jr., Columbus, Ohio)**

Tied for fifth in Big Ten with 8.7 tackles per game ... Team leader with 5.5 sacks and ranks second with 8.0 tackles for loss and one fumble forced ... Has two pass breakups and one interception ... First Boilermaker with 100-plus tackles (104) since 2014.

CB Antonio Blackmon (6-0, 195, Sr., Fort Wayne Ind.)

Tied for ninth in Big Ten with 0.9 passes defended (team-leading nine pass breakups and two interceptions to rank second) ... Has registered a total of 62 tackles ... Voted All-Big Ten Third Team by both coaches and media.

QB David Blough (6-1, 205, Sr., Carrollton, Texas)

Ranks second in Big Ten in passing yards (293.4), total offense (296.2) per game and 25 passing touchdowns ... His .666 completion percentage is a Purdue single-season record ... Tied school season mark with seven 300-yard passing games.

WR Rondale Moore (5-9, 175, Fr., New Albany, Ind.)

Paul Hornung Award winner as the nation's most versatile player ... Leads the nation with 103 receptions, the second-most in a season by a Big Ten player ... 12 receiving touchdowns ... 2,048 all-purpose yards, which ranks fourth nationally.

2018 Statistical Comparison () - SEC Ranking; [] - NCAA Ranking

	Auburn	Purdue
Scoring Offense	28.3 (10) [71]	31.9 [43]
Total Offense	373.6 (11) [94]	459.0 [24]
Rushing Offense	164.1 (9) [68]	141.2 [102]
Passing Offense	209.5 (10) [86]	317.8 [10]
Scoring Defense	19.6 (5) [18]	27.3 [67]
Total Defense	363.1 (8) [45]	441.5 [103]
Rushing Defense	140.7 (7) [39]	164.6 [67]
Passing Defense	222.4 (7) [58]	276.9 [123]
Turnover Margin	0.58 (6) [22]	-0.25 [86]

Series/Game Notes

Record: First meeting

Series: Auburn and Purdue will be meeting for the first time ... The last time an SEC team faced Purdue in a bowl game was Georgia in the 2004 Capital One Bowl.

Game Notes: This is Auburn's second appearance in the Music City Bowl. The Tigers defeated Wisconsin 28-14 ... This is Auburn's sixth bowl appearance in as many years under Gus Malzahn ... Auburn's last bowl game against a Big Ten opponent was in the 2015 Outback Bowl vs. Wisconsin.

CHICK-FIL-A PEACH BOWL



Florida vs. Michigan

December 29 • 12 p.m. ET • Atlanta, Ga. • Mercedes-Benz Stadium (73,000)

TV: ESPN Bob Wischusen, Brock Huard, Allison Williams

Radio: ESPN Radio (Tom Hart, Jordan Rodgers, Cole Cubelic)

Sirius/XM: 80

**Florida Gators (9-3, 5-3 SEC)**

Head Coach: Dan Mullen (Ursinus '94)

Overall / Years: 78-49 / 10th season

Florida / Years: 9-3 / First season

National Rankings: 10 CFP, 10 AP, 10 Coaches

Bowl Appearance: 44th

Bowl Record: 22-21

Bowl Streak: W1 (last def. Iowa 30-3 in 2017 Outback Bowl)

Key Players**QB Feleipe Franks (6-6, 240, RSo., Crawfordville, Fla.)**

Has thrown for 2,284 yards and 23 touchdowns this season to go along with 410 rushing yards and six scores on the ground ... Threw for 254 yards and three touchdowns in the regular season finale at Florida State on Nov. 24.

DB CJ Henderson (6-1, 191, So., Miami, Fla.)

Earned Coaches All-SEC second-team accolades after recording two interceptions, two forced fumbles and 30 tackles ... Added seven pass breakups and two quarterback hurries ... Finished the regular season with 3.5 tackles for loss.

OL Martez Ivey (6-5, 306, Sr., Apopka, Fla.)

Second-team AP and Coaches All-SEC Team ... Helped the Gators average 426.7 yards of offense per game ... With his help, Lamical Perine and Jordan Scarlett each eclipsed 700 rushing yards on the year and Florida logged eight 200-plus rushing attack games.

DL Jachai Polite (6-2, 242, Jr., Daytona Beach, Fla.)

First Team All-SEC ... Led the SEC in fumbles forced with five ... Recorded 11 sacks and 16.0 tackles for a loss of 64 yards and entered 2018 with nine tackles for loss in 19 career games ... Added 43 tackles, four pass breakups and three quarterback hurries.

Michigan Wolverines (10-2, 8-1 Big Ten)

Head Coach: Jim Harbaugh (Michigan '86)

Overall / Years: 96-40 / 11th season

Michigan / Years: 38-13 / Fourth season

National Rankings: 7 CFP, 8 AP, 8 Coaches

Bowl Appearance: 54th

Bowl Record: 27-24-3

Bowl Streak: L2 (last lost to Arkansas 31-7 in 2014 Texas Bowl)

Key Players**LB Devin Bush (5-11, 233, Jr., Pembrooke Pines, Fla.)**

Big Ten Defensive Player of the Year ... Team's leading tackler with 80 stops, and he ranks second on the team in tackles for loss (9.5) and sacks (5.0) ... Butkus Award and Bronko Nagurski Award finalist ... Big Ten Butkus-Fitzgerald Linebacker of the Year.

RB Karan Higdon (5-10, 202, Sr., Sarasota, Fla.)

Michigan's first 1,000-yard running back since 2011 ... Scored one touchdown or more in eight of 11 games played ... recorded seven consecutive 100-yard rushing efforts this season ... First Team All-Big Ten recognition from coaches and media.

OL Jon Runyan (6-5, 310, Sr., Moorestown, N.J.)

All-Big Ten First Team ... Part of an offensive line that allowed just 1.5 sacks per game and blocked for one of the most balanced and efficient offensive units in the nation, averaging 214.3 yards per game on the ground and 212.9 yards per game through the air.

DL Chase Winovich (6-3, 255, Sr., Jefferson Hills, Pa.)

All-Big Ten First Team ... Recorded 62 tackles to rank third among Wolverines and first among U-M defensive linemen ... AP Midseason Big Ten Defensive Player of the Year ... Tallied 14.5 tackles for loss, leading the team by a full five TFLs and he ranks sixth among all Big Ten defenders.

2018 Statistical Comparison () - SEC Ranking; [] - NCAA Ranking

	Florida	Michigan
Scoring Offense	34.5 (5) [32]	36.8 [19]
Total Offense	426.7 (7) [47]	427.3 [44]
Rushing Offense	209.5 (3) [26]	214.3 [25]
Passing Offense	217.2 (8) [76]	212.9 [81]
Scoring Defense	20.4 (6) [21]	17.6 [12]
Total Defense	344.8 (5) [27]	262.5 [1]
Rushing Defense	169.7 (11) [74]	116.6 [17]
Passing Defense	175.1 (2) [10]	145.9 [2]
Turnover Margin	0.83 (2) [10]	0.58 [22]

Series/Game Notes

Record: Michigan leads 4-0

Last: Michigan, 33-17 (Sept. 2, 2017)

Series: Florida and Michigan will meet for the fifth time, with three of the previous four matchups coming in bowl games ... The two teams played in the 2017 season opener in Arlington, Texas, a 33-17 Michigan victory.

Game Notes: This is Florida's 18th appearance in a New Year's Day bowl ... With a Florida win, Dan Mullen would become the 11th coach in SEC history to win 10 games in his first season.

BELK BOWL



South Carolina vs. Virginia

December 29 • 12 p.m. ET • Charlotte, N.C. • Bank of America Stadium (73,778)

TV: ESPN (Adam Amin, Anthony Becht, Rocky Boiman)

Radio: ESPN Radio (Taylor Zarzour, Matt Stinchcomb, Kris Budden)

Sirius/XM: 81

**South Carolina Gamecocks (7-5, 4-4 SEC)**

Head Coach: Will Muschamp (Georgia '94)

Overall / Years: 50-37 / Seventh season

South Carolina / Years: 22-16 / Third season

National Rankings: N/A

Bowl Appearance: 23rd

Bowl Record: 9-13

Bowl Streak: W1 (last def. Michigan 26-19 in 2018 Outback Bowl)

Key Players**OL Zack Bailey (6-6, 314, Sr., Summerville, S.C.)**

Second Team All-SEC ... Helped the Gamecock offense average 32.6 points and 440.2 yards of total offense per game, both high marks since 2013 ... started all 12 games during the season and 38 in his career, most on the squad.

K/P Joseph Charlton (6-5, 188, Jr., Columbia, S.C.)

Second Team All-SEC ... Set the school record with a 44.8-yard punting average for a single season, and is the career leader in punting average at 44.0-yards per kick ... Of his 43 punts, 24 were fair catches, 16 were inside the 20 and 13 traveled 50 yards or more, with a long of 66.

DB Jaycee Horn (6-1, 195, Fr., Alpharetta, Ga.)

Freshman All-SEC ... Recorded 39 tackles with 3.0 tackles for loss, and eight pass breakups ... Ranked fifth among SEC freshmen with 3.9 tackles per game and second in passes defended with eight ... 247Sports 2018 Midseason True Freshman All-America team.

WR Deebo Samuel (6-0, 210, Sr., Inman, S.C.)

Led the Gamecocks with 62 receptions for 882 yards and 11 receiving touchdowns ... Rushed eight times for 26 yards and returned 23 kickoffs for 570 yards, a 24.8-yard average ... Averaged 123.2 all-purpose yards per game and scored 13 touchdowns overall.

Virginia Cavaliers (7-5, 4-4 ACC)

Head Coach: Bronco Mendenhall (Oregon State '88)

Overall / Years: 114-65 / 14th season

Virginia / Years: 15-22 / Third season

National Rankings: N/A

Bowl Appearance: 20th

Bowl Record: 7-12

Bowl Streak: L3 (last lost to Navy 49-7 in 2017 Military Bowl)

Key Players**CB Bryce Hall (6-1, 200, Jr., Harrisburg, Pa.)**

Walter Camp All-America Team ... Leads the nation with 20 pass breakups and is No. 2 in the nation with 22 passes defended ... Boasts 59 tackles, 3.5 tackles for loss, 2.0 sacks, two interceptions, forced two fumbles and recovered another fumble.

OLB Chris Peace (6-2, 250, Sr., Newport News, Va.)

Leads the ACC's linebackers with 6.0 sacks, which also ranks No. 9 among the nation's linebackers ... Ranks second on the team with 63 tackles and leads UVA with 13 quarterback hurries ... Voted All-ACC Third Team.

QB Bryce Perkins (6-3, 210, Jr., Queen Creek, Ariz.)

No. 2 in the ACC and No. 16 in the nation with 188 points responsible for ... His 3,314 yards of total offense is a UVA single-season record and it currently ranks No. 2 in the ACC and No. 18 in the nation ... Set a UVA single-season record with 31 touchdowns responsible for.

HB Olamide Zaccheaus (5-8, 190, Sr., Plainfield, N.J.)

No. 2 in the ACC and No. 11 in the nation with 81 receptions ... Ranks No. 3 in the ACC with 958 receiving yards ... The only ACC player to have at least 70 receptions in 2017 and 2018 ... Set a UVA single-game record with 247 receiving yards against Ohio.

2018 Statistical Comparison () - SEC Ranking; [] - NCAA Ranking

	South Carolina	Virginia
Scoring Offense	32.6 (7) [37]	28.5 [68]
Total Offense	440.2 (6) [37]	382.5 [84]
Rushing Offense	162.8 (11) [71]	170.6 [62]
Passing Offense	277.4 (3) [24]	211.9 [83]
Scoring Defense	27.2 (11) [65]	21.8 [29]
Total Defense	425.3 (13) [88]	337.2 [24]
Rushing Defense	194.5 (13) [94]	157.1 [54]
Passing Defense	230.8 (9) [66]	180.1 [14]
Turnover Margin	-0.33 (12) [91]	0.08 [58]

Series/Game Notes

Record: South Carolina leads 21-12-1
Last: South Carolina, 31-7 (Sept. 6, 2003)

Series: This will be the 35th meeting between South Carolina and Virginia. The two teams last met in 2002 and 2003 for a home-and-home. The home team won both contests. South Carolina is 2-0 vs. Virginia at neutral sites.

Game Notes: This is South Carolina's first appearance in the Belk Bowl ... The Gamecocks are bowl-eligible for the 14th time in the last 15 years. South Carolina has won five of its last six bowl appearances.

CAPITAL ONE ORANGE BOWL / CFP SEMIFINAL



Alabama vs. Oklahoma

December 29 • 8 p.m. ET • Miami, Fla. • Hard Rock Stadium (65,326)

TV: ESPN (Chris Fowler, Kirk Herbstreit, Laura Rutledge, Maria Taylor)

Radio: ESPN Radio (Steve Levy, Brian Griese, Todd McShay)

Sirius/XM: 80

**Alabama Crimson Tide (13-0, 8-0 SEC)**

Head Coach: Nick Saban (Kent State, '73)

Overall / Years: 236-62-1 / 23rd season

Alabama / Years: 145-20 / 12th season

National Rankings: 1 CFP; 1 AP; 1 Coaches

Bowl Appearance: 68th

Bowl Record: 39-25-3

Bowl Streak: W2 (last def. Georgia 26-23 [OT] in 2018 CFP Championship)

Key Players**DL Isaiah Buggs (6-5, 286, Sr., Ruston, La.)**

Leads the team and is fourth in the SEC with 9.5 sacks, which ranks No. 13 on Alabama's single-season sacks list ... Named SEC Defensive Lineman of the Week after he recorded 3.5 sacks vs. Texas A&M ... Has started 25 consecutive games.

WR Jerry Jeudy (6-1, 192, So., Deerfield Beach, Fla.)

Second on the Alabama single-season touchdown receptions list with 12 ... 1,103 yards receiving this season, which is the third-most in school history ... Winner of the Biletnikoff Award ... Alabama's first 1,000-yard receiver since 2015.

QB Tua Tagovailoa (6-1, 218, So., Ewa Beach, Hawai'i)

Has thrown for 3,353 yards this season and set a school record with 37 touchdown passes ... Set a school record with a combined 42 passing and rushing touchdowns ... Tied for second on Alabama's all-time career touchdown pass list with 48 ... Heisman Trophy finalist.

DL Quinnen Williams (6-4, 295, RSo., Birmingham, Ala.)

Outland Trophy winner ... Bronko Nagurski Trophy finalist... Leads the team with 18 tackles for loss and is second with 8.0 sacks ... Second on the team with 11 QB hurries ... Has 66 total tackles to lead the defensive line.

Oklahoma Sooners (12-1, 8-1 Big 12)

Head Coach: Lincoln Riley (Texas Tech '06)

Overall / Years: 24-3 / Second season

Oklahoma / Years: Same

National Rankings: 4 CFP; 4 AP; 4 Coaches

Bowl Appearance: 52nd

Bowl Record: 29-21-1

Bowl Streak: L1 (last lost to Georgia 54-48 [OT] in 2018 Rose Bowl)

Key Players**WR Marquise Brown (5-10, 168, Jr., Hollywood, Fla.)**

Ranks 13th nationally in receiving yards per game, and among players averaging at least 5.0 receptions per contest ranks second nationally with his 18.0 yards per catch ... Has recorded five games this season of more than 130 receiving yards.

QB Kyler Murray (5-10, 195, Jr., Allen, Texas)

Heisman Trophy winner ... Leads the nation in total yards (school-record 4,945), points responsible for (306), passing efficiency rating (205.7; FBS record is 198.9), yards per pass attempt (11.9; FBS record is 11.1) and yards per completion (16.8, tied).

OL Dru Samia (6-5, 303, Sr., Sacramento, Calif.)

Claimed OU's third straight Big 12 Offensive Lineman of the Year honor ... Has started 47 games ... Has helped pave the way for a rushing attack averaging 253.9 yards a game and an offense that leads the country with 577.9 yards per game.

K/P Austin Seibert (5-9, 214, Sr., Belleville, Ill.)

Ranks second in NCAA career scoring among kickers with 489 career points ... Oklahoma's first Big 12 Special Teams Player of the Year ... Holds Big 12 career scoring record ... Also holds NCAA records for extra points made and extra points attempted.

2018 Statistical Comparison () - SEC Ranking; [] - NCAA Ranking

	Alabama	Oklahoma
Scoring Offense	47.9 (1) [2]	49.5 [1]
Total Offense	527.6 (1) [7]	577.9 [1]
Rushing Offense	202.2 (5) [37]	253.9 [11]
Passing Offense	325.5 (2) [7]	324.0 [8]
Scoring Defense	14.8 (2) [4]	32.4 [96]
Total Defense	295.2 (2) [9]	448.1 [108]
Rushing Defense	117.0 (3) [19]	156.7 [53]
Passing Defense	178.4 (3) [13]	291.4 [128]
Turnover Margin	0.62 (5) [21]	-0.15 [82]

Series/Game Notes

Record: Oklahoma leads 3-1-1
Last: Oklahoma, 45-31 (Jan. 2, 2014)

Series: This is the sixth meeting between Alabama and Oklahoma with the Sooners. The two teams last met in the 2014 Sugar Bowl with the Sooners taking a 45-31 win.

Game Notes: Alabama has now reached the College Football Playoffs in all six years of the CFP. The Crimson Tide is making its ninth Orange Bowl appearance. The most recent appearance in Miami was a 42-14 win over Notre Dame to win the BCS National Championship following the 2012 season.

AUTOZONE LIBERTY BOWL



Missouri vs. Oklahoma State
December 31 • 2:45 p.m. CT • Memphis, Tenn. • Liberty Bowl Memorial Stadium (61,008)

TV: ESPN (Clay Matvick, Dan Orlovsky, Paul Carcaterra)

Radio: ESPN Radio (Dave LaMont, Ray Bentley, Alyssa Lang)

Sirius/XM: 80



Missouri Tigers (8-4, 4-4 SEC)

Head Coach: Barry Odom (Missouri '99)

Overall / Years: 19-18 / Third season

Missouri / Years: Same

National Rankings: 23 CFP; 24 AP, NR Coaches

Bowl Appearance: 33rd

Bowl Record: 15-17

Bowl Streak: L1 (last lost to Texas 33-16 in 2017 Texas Bowl)

Key Players

DL Terry Beckner, Jr. (6-4, 295, Sr., East St. Louis, Mo.)

AP Second Team All-SEC ... Led Mizzou in the regular season with 9.5 tackles for loss and added a pair of quarterback sacks to go with five quarterback pressures and 31 total tackles for a Tiger defense which improved throughout the year.

QB Drew Lock (6-4, 225, Sr., Lee's Summit, Mo.)

Second Team All-SEC ... Threw for 3,125 yards and 25 touchdowns ... Ranks among the top performers in the league in numerous categories, just a few of which include: passing yards (3rd in SEC/18th in NCAA), passing touchdowns (2nd/19th), and points responsible for (2nd/16th).

TE Daniel Parker (6-4, 260, Fr., Blue Springs, Mo.)

Freshman All-SEC Team ... Caught six passes for 63 yards and a touchdown on the year ... Named SEC Freshman of the Week following a standout performance against Vanderbilt (11/10), which included his first career TD grab.

OL Tre'Vour Wallace-Simms (6-5, 330, Jr., East St. Louis, Mo.)

First Team All-SEC ... Helped lead the way for one of the top-producing offenses in the league that ranks ninth in the nation (second in the SEC) in fewest tackles for loss allowed (4.08 per game) and 11th nationally (second in the SEC) in fewest sacks allowed (1.08 per game).

Oklahoma State Cowboys (6-6, 3-6 Big 12)

Head Coach: Mike Gundy (Oklahoma State '90)

Overall / Years: 154-59 / 14th season

Oklahoma State / Years: Same

National Rankings: N/A

Bowl Appearance: 29th

Bowl Record: 18-10

Bowl Streak: W2 (last def. Virginia Tech 30-21 in 2017 Camping World Bowl)

Key Players

DE Jordan Brailford (6-3, 250, Jr., Tulsa, Okla.)

Ranked No. 1 in the Big 12 with 0.75 sacks per game and third in the conference with 1.3 tackles for loss per game ... His 9.0 sacks this season rank as the ninth-most in a season in school history ... Second Team All-Big 12.

RB Justice Hill (5-10, 190, Jr., Tulsa, Okla.)

Missed part of the regular season with an injury, but still put up 93.0 yards per game on the season to rank among the conference leaders ... Ranks fourth in OSU history at 98.63 career rushing yards per game and fourth in school history with 19 career 100-yard rushing games.

DE Jarrell Owens (6-3, 265, Sr., Palestine, Texas)

Earned Second Team All-Big 12 honors ... Finished regular season with 29 tackles, including 10.5 tackles for loss and 6.0 sacks ... Has registered one forced fumble and five QB hurries ... Season-high 6.0 tackles vs. Iowa State.

WR Tylan Wallace (6-0, 185, So., Fort Worth, Texas)

Walter Camp All-America ... Led the nation during the regular season with 59 receptions of 10 yards or longer, tied for the FBS lead with 25 receptions of 20 yards or longer and tied for the national lead with 18 catches of 25 yards or longer.

2018 Statistical Comparison () - SEC Ranking; [] - NCAA Ranking

	Missouri	Oklahoma State
Scoring Offense	36.9 (3) [18]	38.4 [14]
Total Offense	468.8 (4) [18]	500.0 [10]
Rushing Offense	197.3 (7) [44]	192.1 [47]
Passing Offense	271.6 (4) [27]	307.9 [12]
Scoring Defense	24.4 (8) [44]	32.4 [97]
Total Defense	379.0 (10) [53]	437.1 [100]
Rushing Defense	122.9 (4) [22]	178.8 [81]
Passing Defense	256.1 (12) [104]	258.3 [107]
Turnover Margin	0.00 (9) [68]	-0.67 [112]

Series/Game Notes

Record: Missouri leads 29-23

Last: Missouri, 41-31 (Jan. 3, 2014)

Series: The series between Missouri and Oklahoma State dates back to 1915, and this is the 53rd all-time meeting between the Tigers and Cowboys. Oklahoma State has won three of the last four, but Missouri won the last meeting in the 2014 Cotton Bowl.

Game Notes: This is Missouri's third appearance in the Liberty Bowl. The Tigers played twice in the Liberty Bowl during a three-year period, defeating LSU (20-15) in the 1978 classic, and falling to Purdue (28-25) in 1980.

TAXSLAYER GATOR BOWL



Texas A&M vs. NC State
 December 31 • 6:30 p.m. CT • Jacksonville, Fla. • TIAA Bank Field (67,164)
 TV: ESPN (Adam Amin, Rod Gilmore, Quint Kessenich)
 Sirius/XM: 84

**Missouri Tigers (8-4, 5-3 SEC)**

Head Coach: Jimbo Fisher (Samford '89)

Overall / Years: 91-27 / Ninth season

Texas A&M / Years: 8-4 / First season

National Rankings: 19 CFP; 21 AP, 20 Coaches

Bowl Appearance: 40th

Bowl Record: 17-22

Bowl Streak: L3 (last lost to Wake Forest 55-52 in 2017 Belk Bowl)

Key Players**RB Jashaun Corbin (6-0, 191, Fr., Rockledge, Fla.)**

Freshman All-SEC honors as a running back and return specialist ... Has rushed for 305 yards on 57 attempts with a touchdown ... Has returned 11 kicks for 340 yards, including a 100-yarder for a touchdown to start the game against Arkansas.

P Braden Mann (5-11, 190, Jr., Houston, Texas)

Ray Guy award winner ... On pace to break his third NCAA record of the season as he leads the country with a 51.15 punting average ... Broke the NCAA record for the high gross punt average in a single game at 60.8 yards on five boots vs. Alabama.

TE Jace Sternberger (6-4, 250, Jr., Kingfisher, Okla.)

Leads the country in receiving yards (804) and touchdowns (10) by a tight end, and is the Aggies' leading receiver ... Set the Texas A&M school record for most touchdowns by a tight end in a single season and currently ranks tied for sixth all-time on the Aggies' single-season list.

RB Trayveon Williams (5-9, 200, Jr., Houston, Texas)

Leads the SEC in rushing (1,524), all-purpose yards (1,802) and touchdowns (16) ... Has posted eight games with 100-or-more yards including two games with at least 200 yards ... Became the fifth Aggie to eclipse the 1,000-yard mark twice in his career.

NC State Wolfpack (9-3, 5-3 ACC)

Head Coach: Dave Doeren (Drake '93)

Overall / Years: 66-37 / Eighth season

NC State / Years: 43-33 / Sixth season

National Rankings: N/A

Bowl Appearance: 32nd

Bowl Record: 17-13-1

Bowl Streak: W2 (last def. Arizona State 52-31 in 2017 Sun Bowl)

Key Players**C Garrett Bradbury (6-3, 300, Gr., Charlotte, N.C.)**

Winner of the Rimington Trophy ... Did not allow a quarterback pressure all season and was consistently listed as one of the top performers on offense nationally this season ... Walter Camp First Team All-America ... AP First Team All-America.

QB Ryan Finley (6-4, 212, Gr., Phoenix, Ariz.)

Ranks fifth nationally in passing yards (315.8), and 10th in completion percentage (.679) - leading the ACC in both categories ... Voted All-ACC First Team ... One of just two quarterbacks in school history (and five in ACC history) to turn in three 3,000+-yard passing seasons.

WR Jakobi Meyers (6-2, 203, Jr., Lithonia, Ga.)

Second NC State wide receiver to go over 1,000 yards this season, only the fourth time in ACC history a school had two in the same season ... Second in the conference averaging 93.5 yards per game, a mark that is 17th nationally.

LB Germaine Pratt (6-3, 240, Gr., High Point, N.C.)

First-team All-ACC selection ... Ranks second in the ACC with 9.45 tackles per game ... Also leads the Pack with 10.5 tackles for loss and six sacks ... Tied for the team lead with 6.0 sacks ... Leads the team with seven QB hurries.

2018 Statistical Comparison () - SEC Ranking; [] - NCAA Ranking

	Texas A&M	NC State
Scoring Offense	34.7 (4) [29]	35.6 [22]
Total Offense	465.8 (5) [20]	471.3 [16]
Rushing Offense	203.8 (4) [33]	143.7 [97]
Passing Offense	262.0 (5) [35]	327.7 [6]
Scoring Defense	26.3 (10) [58]	22.7 [37]
Total Defense	354.7 (7) [36]	380.3 [54]
Rushing Defense	92.0 (1) [2]	109.1 [13]
Passing Defense	262.7 (14) [109]	271.2 [119]
Turnover Margin	-0.67 (13) [112]	0.17 [52]

Series/Game Notes

Record: First meeting

Series: This is the first meeting between Texas A&M and NC State.

Game Notes: This marks the 10th straight season with a bowl game appearance for the Aggies, which is a school record. This will mark Texas A&M's second appearance in the Gator Bowl. Paul "Bear" Bryant's final game as the Aggies' head coach was a 3-0 loss to Tennessee in the 1957 Gator Bowl on Dec. 28, 1957. NC State is making its third appearance in the TaxSlayer Gator Bowl and first since 2002.

OUTBACK BOWL



Mississippi State vs. Iowa
 January 1 • 12 p.m. ET • Tampa, Fla. • Raymond James Stadium (65,657)
 TV: ESPN2 (Mark Jones, Dusty Dvoracek, Molly McGrath)
 Sirius/XM: 82

**Mississippi State Bulldogs (8-4, 4-4 SEC)**

Head Coach: Joe Moorhead (Fordham '96)

Overall / Years: 46-17 / Fifth season

Mississippi State / Years: 8-4 / First season

National Rankings: 18 CFP, 18 AP, 18 Coaches

Bowl Appearance: 22nd

Bowl Record: 13-8

Bowl Streak: W3 (last def. Louisville 31-27 in 2017 TaxSlayer Bowl)

Key Players**S Johnathan Abram (6-0, 215, Sr., Columbia, Miss.)**

Racked up 93 total tackles, 7.5 tackles for loss, 2.5 sacks, five pass breakups, two interceptions, a forced fumble and fumble recovery ... In November, recorded 31 total tackles, 6.0 tackles for loss, 1.5 sacks, one interception, a pair of pass breakups, four hurries and a forced fumble.

QB Nick Fitzgerald (6-5, 230, Sr., Richmond Hill, Ga.)

Most rushing yards by a quarterback in SEC history (3,504 yards) ... Tied for fourth in SEC history with 45 rushing touchdowns ... Surpassed the 1,000-yard rushing mark in season-finale vs. Ole Miss ... 1,615 passing yards and 15 passing touchdowns this season.

DT Jeffery Simmons (6-4, 300, Jr., Macon, Miss.)

Closed the regular season with 59 total tackles, 14.5 tackles for loss, one sack, one forced fumble and four pass breakups ... His 14.5 tackles for loss ranked fourth in the SEC ... A total of 45 of his 59 tackles came during conference play, which led all SEC defensive lineman.

DE Montez Sweat (6-6, 245, Sr., Stone Mountain, Ga.)

Turned in 11 sacks during the regular season, good for sixth in the FBS and second in the SEC ... Second straight season with 10 or more sacks ... Racked up 40 total pressures in 2018, according to Pro Football Focus, which was the second most in the SEC among edge defenders.

Iowa Hawkeyes (8-4, 5-4 Big Ten)

Head Coach: Kirk Ferentz (Connecticut '78)

Overall / Years: 163-122 / 23rd season

Iowa / Years: 151-101 / 20th season

National Rankings: NR

Bowl Appearance: 32nd

Bowl Record: 15-15-1

Bowl Streak: W1 (last def. Boston College 27-20 in 2017 Pinstripe Bowl)

Key Players**DE A.J. Epenesa (6-5, 277, So., Glen Carbon, Ill.)**

First Team All-Big Ten ... Shares the team lead with 9.5 sacks ... Has recorded 35 tackles and scored a touchdown at Illinois on a fumble return ... Has registered eight quarterback hurries and three pass break-ups this season.

TE T.J. Hockenson (6-5, 250, So., Chariton, Iowa)

Walter Camp All-America ... John Mackey Award as the top tight end in the nation ... Leads the Hawkeyes with 46 receptions for 717 yards and six receiving touchdowns ... Also has one rushing touchdown ... Averages 15.6 yards per catch.

S Amani Hooker (6-0, 210, Jr., Minneapolis, Minn.)

AP All-America Second Team ... Tatum-Woodson Defensive Back of the Year in the Big Ten and earned first-team All-Big Ten honors from both coaches and media ... Ranks second on the team with 59 tackles (33 solo, 26 assists).

WR Ihmir Smith-Marsette (6-1, 175, So., Newark, N.J.)

Voted the Big Ten Rodgers-Dwight Return Specialist of the Year ... Ranks second in the nation in kickoff returns with a 29.3 average on 19 returns ... First Iowa player to be named Return Specialist of the Year by the Big Ten Conference.

2018 Statistical Comparison () - SEC Ranking; [] - NCAA Ranking

	Mississippi State	Iowa
Scoring Offense	29.1 (9) [65]	31.5 [46]
Total Offense	402.0 (8) [65]	389.7 [76]
Rushing Offense	226.4 (2) [21]	162.0 [77]
Passing Offense	175.6 (13) [111]	227.7 [68]
Scoring Defense	12.0 (1) [1]	17.4 [11]
Total Defense	268.4 (1) [3]	289.6 [7]
Rushing Defense	104.3 (2) [10]	102.8 [7]
Passing Defense	164.2 (1) [6]	186.8 [24]
Turnover Margin	0.67 (3) [17]	0.67 [17]

Series/Game Notes

Record: First meeting

Series: This is the first meeting between Mississippi State and Iowa.

Game Notes: This is Mississippi State's first trip to the Outback Bowl and Iowa's sixth. The Hawkeyes fell to Florida 30-3 in their last Outback Bowl appearance following the 2016 season. Mississippi State is making its school-record ninth consecutive bowl appearance. This marks the third consecutive Florida bowl appearance for the Bulldogs and eighth overall in the state of Florida.

VRBO CITRUS BOWL



Kentucky vs. Penn State

January 1 • 1 p.m. ET • Orlando, Fla. • Camping World Stadium (60,219)

TV: ABC (Dave Flemming, Brock Huard, Laura Rutledge)

Radio: ESPN Radio (Beth Mowins, Anthony Becht, Rocky Boiman)

Sirius/XM: 80



Kentucky Wildcats (9-3, 5-3 SEC)

Head Coach: Mark Stoops (Iowa '89)

Overall / Years: 21-31 / Sixth season

Kentucky / Years: Same

National Rankings: 14 CFP, 16 AP, 15 Coaches

Bowl Appearance: 18th

Bowl Record: 8-9

Bowl Streak: L4 (last lost to Northwestern 24-23 in 2017 Music City Bowl)

Key Players

LB Josh Allen (6-5, 260, Sr., Montclair, N.J.)

Winner of Chuck Bednarik Award and Bronko Nagurski Award ... SEC Defensive Player of the Year ... 28.5 career sacks and 14 sacks in 2018 ... Leads the team with 84 tackles and paces the SEC in sacks, tackles for loss (18.5) and forced fumbles (5).

WR Lynn Bowden (6-1, 195, So., Youngstown, Ohio)

Voted Second Team All-SEC honors as an all-purpose athlete ... Paced the Wildcats with 62 catches for 661 yards and five touchdowns ... Also returned 20 kickoffs for an average of 22.5 yards.

RB Benny Snell (5-11, 223, Jr., Westerville, Ohio)

Walter Camp Second Team All-America ... His 1,305 rushing yards and 14 TDs are among the national leaders in both categories ... Joined Herschel Walker as the only two players in SEC history to rush for at least 1,000 yards and 12 touchdowns in each of his first three seasons.

OG Jervontius "Bunchy" Stallings (6-3, 305, Sr., McComb, Miss.)

First Team All-America by the Associated Press ... Responsible for only one-half quarterback sack all year ... Totaled 170 blocks at the point of attack and had 55 knockdown blocks ... His blocking efficiency helped Benny Snell reach his third consecutive 1,000-yard season.

Penn State Nittany Lions (9-6, 6-3 Big Ten)

Head Coach: James Franklin (East Stroudsburg '95)

Overall / Years: 69-35 / Eighth season

Penn State / Years: 45-20 / Fifth season

National Rankings: 12 CFP, 13 AP, 12 Coaches

Bowl Appearance: 49th

Bowl Record: 29-17-2

Bowl Streak: W1 (last def. Washington 35-28 in 2017 Fiesta Bowl)

Key Players

QB Trace McSorley (6-0, 201, Sr., Ashburn, Va.)

All-Big Ten second team selection by the coaches and media ... Earns third-straight all-conference second team honor ... Is the first Penn State quarterback to earn All-Big Ten honors in three consecutive seasons ... Associated Press All-Big Ten second team honoree.

CB Amani Oruwariye (6-1, 203, Sr., Tampa, Fla.)

First-team all-conference selection by the coaches and media ... Earns second All-Big Ten honor of his career with an appearance on the coaches' and media's second team in 2017 ... First PSU cornerback to earn All-Big Ten first team accolades since 2007.

RB Miles Sanders (5-11, 215, Jr., Pittsburgh, Pa.)

Second-team all-conference running back ... Associated Press All-Big Ten second team honoree ... Became the 45th player in program history to rush for more than 1,000 yards ... Ranks 30th all-time with 1,470 rushing yards ... Has the 17th-most rushing yards in a PSU single-season.

DT Robert Windsor (6-4, 295, Sr., Fond Du Lac, Wis.)

All-Big Ten honorable mention choice by coaches and media ... Associated Press All-Big Ten second team honoree ... Ranks second on the team, No. 45 in FBS and No. 7 in the Big Ten in sacks per game with 0.63 (7.5 total).

2018 Statistical Comparison () - SEC Ranking; [] - NCAA Ranking

	Kentucky	Penn State
Scoring Offense	26.6 (12) [84]	34.6 [30]
Total Offense	366.2 (12) [100]	424.3 [48]
Rushing Offense	201.3 (6) [38]	208.6 [29]
Passing Offense	164.8 (14) [115]	215.8 [77]
Scoring Defense	16.3 (3) [8]	20.0 [20]
Total Defense	332.2 (4) [22]	354.9 [37]
Rushing Defense	150.8 (8) [49]	168.4 [71]
Passing Defense	181.3 (5) [17]	186.5 [22]
Turnover Margin	0.00 (9) [68]	0.08 [58]

Series/Game Notes

Record: Penn State leads 3-2

Last: Penn State, 26-14 (Jan. 1, 1999)

Series: This will mark the sixth meeting between Kentucky and Penn State. The two teams squared off in the Outback Bowl following the 1998 season, and prior to that the previous four meetings took place from 1975-78.

Game Notes: This marks the third consecutive bowl appearance for the Wildcats under Stoops, tied for the second-longest streak in school history. This is UK's first appearance in the Citrus Bowl. Kentucky will also play in a New Year's Day bowl for the first time since Jan. 1, 1999.

PLAYSTATION FIESTA BOWL



LSU vs. UCF
 January 1 • 1 p.m. ET • Glendale, Ariz. • State Farm Stadium (63,400)
TV: ESPN (Steve Levy, Brian Griese, Todd McShay)
Radio: ESPN Radio (Jason Benetti, Kelly Stouffer, Olivia Dekker)
Sirius/XM: 81



LSU Tigers (9-3, 5-3 SEC)

Head Coach: Ed Oregerson (Northwestern State '84)
 Overall / Years: 40-36 / Seventh season
 LSU / Years: 24-9 / Third season
 National Rankings: 11 CFP, 11 AP, 11 Coaches
 Bowl Appearance: 50th
 Bowl Record: 25-23-1
 Bowl Streak: L1 (last lost to Notre Dame 21-17 in 2018 Citrua Bowl)

Key Players

QB Joe Burrow (6-4, 216, Jr., The Plains, Ohio)

Has thrown for 200 or more yards five times this season ... Five TD passes in the final two games of the regular season ... Rushed for 100 yards vs. Texas A&M ... Finished the regular season with 2500 passing yards and 375 rushing yards.

S Grant Delpit (6-3, 203, So., Houston, Texas)

Became the ninth unanimous All-American in LSU history ... Finished the 2018 regular season with 73 tackles, including 9.5 for losses and 5.0 sacks for the 11th0-ranked Tigers ... He also led the SEC in interceptions with five.

PK Cole Tracy (5-11, 188, Sr., Camarillo, Calif.)

Led the SEC in field goals with 25 and in field goal percentage at 86.2 percent ... Also finished second in the SEC in scoring with 113 total points ... Finalist for the Lou Groza Award as the nation's top kicker ... AP All-America.

LB Devin White (6-1, 240, Jr., Springhill, La.)

Winner of the Butkus Award as the top linebacker in college football ... Finished the 2018 season ranked second in the Southeastern Conference in tackles with 115 and he's 10th in the league in tackles for loss with 12.0 ... First Team All-America.

UCF Knights (12-0, 8-0 AAC)

Head Coach: Josh Heupel (Oklahoma '01)
 Overall / Years: 12-0 / First season
 UCF / Years: Same
 National Rankings: 8 CFP, 7 AP, 7 Coaches
 Bowl Appearance: 10th
 Bowl Record: 4-5
 Bowl Streak: W1 (last def. Auburn 34-27 in 2018 Peach Bowl)

Key Players

OL Jake Brown (6-3, 305, Jr., Encinitas, Calif.)

Appeared in and started all 12 games ... Named First Team All-Conference ... Has helped pave the way for more than 3,300 rushing yards and more than 3,200 passing yards this season.

DB Nevelle Clarke (6-1, 187, Jr., Miami, Fla.)

Recorded a career-high 40 total tackles, 33 solo, and four for a loss of 18 yards on the season ... Broke up a total of 12 passes ... Grabbed two interception, second best on the team ... Named All-AAC First Team ... Started all 12 regular sesaon games.

WR Gabriel Davis (6-3, 212, So., Sanford, Fla.)

Named First Team All-Conference by The American ... Had longest offensive play from scrimmage for the Knights ... Recorded 10 plays of 20 yards or more, including two touchdowns ... Recorded 50 receptions for 756 yards and six touchdowns ... Had at least two catches in 11 games.

LB Nate Evans (6-1, 241, Jr., Waggaman, La.)

Second on the team in total tackles with 90, which is also his career-high ... Recorded a career-high 2.5 sacks on the season ... Scored his first collegiate points on a 94-yard fumble recovery at ECU ... Named All-AAC First Team.

2018 Statistical Comparison () - SEC Ranking; [] - NCAA Ranking

	LSU	UCF
Scoring Offense	31.8 (8) [44]	44.2 [6]
Total Offense	389.3 (10) [77]	545.4 [3]
Rushing Offense	174.7 (8) [58]	276.5 [5]
Passing Offense	214.7 (9) [80]	268.9 [30]
Scoring Defense	20.9 (7) [22]	21.3 [24]
Total Defense	346.1 (6) [29]	423.6 [86]
Rushing Defense	139.3 (6) [38]	227.4 [117]
Passing Defense	206.8 (6) [44]	196.2 [32]
Turnover Margin	1.00 (1) [6]	1.17 [3]

Series/Game Notes

Record: First meeting

Series: This is the first meeting between LSU and UCF.

Game Notes: LSU is seeking its 14th 10-win season in program history ... LSU will be making its 19th consecutive bowl appearance, the fourth-longest streak in college football ... UCF is making its second consecutive appearance in a New Year's Six Bowl ... The Knights last faced an SEC team in the 2018 Peach Bowl when they defeated Auburn 34-27 ... This is LSU's first appearance in the Fiesta Bowl.

ALLSTATE SUGAR BOWL



Georgia vs. Texas

January 1 • 8:45 p.m. ET • New Orleans, La. • Mercedes-Benz Superdome (72,500)

TV: ESPN (Sean McDonough, Todd Blackledge, Holly Rowe)

Radio: ESPN Radio (Bill Rosinski, David Norrie, Ian Fitzsimmons)

Sirius/XM: 80

**Georgia Bulldogs (11-2, 7-1 SEC)**

Head Coach: Kirby Smart (Georgia '98)

Overall / Years: 32-8 / Third season

Georgia / Years: Same

National Rankings: 5 CFP, 6 AP, 6 Coaches

Bowl Appearance: 55th

Bowl Record: 31-20-3

Bowl Streak: L1 (last lost to Alabama 26-23 [OT] in 2018 CFP Championship)

Key Players**QB Jake Fromm (6-2, 220, So., Warner Robins, Ga.)**

2018 Davey O'Brien Award semifinalist ... 23-4 as a starter, including 8-4 versus Top 25 teams ... hovering around the school record for completion percentage in 2018. He is ranked second in the SEC at 68.4 percent.

RB D'Andre Swift (5-9, 215, So., Philadelphia, Pa.)

Registered a career-high 186 yards and a score on 17 carries (10.9 avg) and had four catches for 43 yards against Auburn and was named the SEC Offensive Player of the Week ... Ranks second in the SEC with 6.7 yards per rushing attempt.

DB Deandre Baker (5-11, 185, Sr., Miami, Fla.)

Thorpe Award winner ... 40 tackles and is tied for the team lead with two interceptions ... Has a team-best 10 pass break-ups ... Has a forced fumble and has collected a fumble recovery for a defense that ranks 15th nationally allowing just 18.5 points per game.

OLB D'Andre Walker (6-3, 245, Sr., Fairburn, Ga.)

Leads the team with 7.5 sacks ... Also has a team-leading four forced fumbles to go along with 45 total tackles and 11.0 of those are TFLs, which is also a team-best ... Has started all 13 games this season.

Texas Longhorns (9-4, 7-2 Big 12)

Head Coach: Tom Herman (California Lutheran '97)

Overall / Years: 38-14 / Fourth season

Texas / Years: 16-10 / Second

National Rankings: 15 CFP; 14 AP; 14 Coaches

Bowl Appearance: 55th

Bowl Record: 28-24-3

Bowl Streak: W1 (last def. Missouri 33-16 in 2017 Texas Bowl)

Key Players**CB Kris Boyd (6-0, 195, Sr., Gilmer, Texas)**

First Team All-Big 12 ... Has totaled 63 tackles (46 solo) with 3.5 tackles for loss and a sack ... Has registered 16 pass breakups and an interception ... Also has a QB hurry, forced fumble and a fumble recovery on the year.

DE Charles Omenihu (6-6, 275, Sr., Rowlett, Texas)

First Team All-Big 12 ... Big 12 Defensive Lineman of the Year and first team All-Big 12 by the coaches ... 43 tackles with 16 tackles for loss and 9.5 sacks ... His 16 TFL and 9.5 sacks are the most for a Longhorn since the 2013 season ... His 9.5 sacks rank second in the Big 12 Conference.

C Zach Shackelford (6-4, 305, Jr., Belton, Texas)

First Team All-Big 12 ... Also named second team All-Big 12 by the league's coaches ... Has helped block for QB Sam Ehlinger on his way to 3,123 passing yards and 38 total touchdowns this season.

S Caden Sterns (6-0, 205, Fr., Cibolo, Texas)

First Team All-Big 12 ... Big 12 Defensive Freshman of the Year and first team All-Big 12 by the coaches ... Has 62 tackles (46 solo) with three TFL, one sack, four interceptions and four pass breakups ... His four INT are tied for the most ever by a Longhorn true freshman.

2018 Statistical Comparison () - SEC Ranking; [] - NCAA Ranking

	Georgia	Texas
Scoring Offense	39.2 (2) [13]	31.3 [48]
Total Offense	478.8 (3) [14]	415.6 [54]
Rushing Offense	251.6 (1) [12]	151.2 [92]
Passing Offense	227.2 (7) [69]	264.5 [33]
Scoring Defense	18.5 (4) [16]	26.2 [57]
Total Defense	311.2 (3) [13]	401.2 [68]
Rushing Defense	130.6 (5) [28]	135.9 [36]
Passing Defense	180.5 (4) [15]	265.2 [113]
Turnover Margin	0.38 (7) [39]	0.54 [29]

Series/Game Notes

Record: Texas leads 3-1

Last: Georgia, 10-9 (Jan. 2, 1984)

Series: This is the fifth meeting between Georgia and Texas and the first since the 1984 Cotton Bowl ... The two teams first played in the the Orange Bowl following the 1948 season.

Game Notes: This will be Georgia's 55th bowl game appearance including last year's national championship game—fourth most of any team in the country. This is the 22nd consecutive season the Bulldogs have earned a bowl appearance, which ranks as the second longest active streak in the country.

SEC IN THE POLLS

Associated Press (Dec. 2)

No.	Team	Record	Points
1	ALABAMA (61)	13-0	1,525(61)
2	Clemson	13-0	1,460
3	Notre Dame	12-0	1,405
4	Oklahoma	12-1	1,327
5	Ohio State	12-1	1,254
6	GEORGIA	11-2	1,247
7	UCF	12-0	1,158
8	Michigan	10-2	1,076
9	Washington	10-3	992
10	FLORIDA	9-3	894
11	LSU	9-3	847
12	Washington State	10-2	845
13	Penn State	9-3	773
14	Texas	9-4	763
15	West Virginia	8-3	694
16	KENTUCKY	9-3	639
17	Syracuse	9-3	516
18	MISSISSIPPI STATE	8-4	375
19	Fresno State	11-2	373
20	Utah	9-4	362
21	TEXAS A&M	8-4	359
22	Army	9-2	209
23	Boise State	10-3	144
24	MISSOURI	8-4	133
25	Iowa State	8-4	110

Others (SEC Only): N/A

USA Today Coaches' Poll (Dec. 2)

No.	Team	Points	Last
1.	ALABAMA (13-0)	1598	1
2.	Clemson (13-0)	1538	2
3.	Notre Dame (12-0)	1460	3
4.	Oklahoma (12-1)	1375	5
5.	Ohio State (12-1)	1326	6
6.	GEORGIA (11-2)	1316	4
7.	Central Florida (12-0)	1218	7
8.	Michigan (10-2)	1122	8
9.	Washington (10-3)	1046	11
10.	FLORIDA (9-3)	976	10
11.	LSU (9-3)	899	14
12.	Penn State (9-3)	889	12
13.	Washington State (10-2)	856	13
14.	Texas (9-4)	776	9
15.	KENTUCKY (9-3)	696	15
16.	West Virginia (8-3)	683	16
17.	Syracuse (9-3)	505	18
18.	MISSISSIPPI STATE (8-4)	501	19
19.	Utah (9-4)	411	17
20.	TEXAS A&M (8-4)	388	22
21.	Fresno State (11-2)	357	23
22.	Northwestern (8-5)	159	21
23.	Utah State (10-2)	125	24
24.	Boise State (10-3)	122	20
25.	Army (9-2)	114	25

Others (SEC Only): Missouri, 61.

College Football Playoff Rankings (Dec. 2)

No.	Team	Record	Last
1	ALABAMA	13-0	1
2	Clemson	13-0	2
3	Notre Dame	12-0	3
4	Oklahoma	12-1	5
5	GEORGIA	11-2	4
6	Ohio State	12-1	6
7	Michigan	10-2	7
8	UCF	12-0	8
9	Washington	10-3	11
10	FLORIDA	9-3	9
11	LSU	9-3	10
12	Penn State	9-3	12
13	Washington State	10-2	13
14	KENTUCKY	9-3	15
15	Texas	9-4	14
16	West Virginia	8-3	16
17	Utah	9-4	17
18	MISSISSIPPI STATE	8-4	18
19	TEXAS A&M	8-4	19
20	Syracuse	9-3	20
21	Fresno State	11-2	25
22	Northwestern	8-5	21
23	MISSOURI	8-4	24
24	Iowa State	8-4	23
25	Boise State	10-3	22



SEC Nation on The SEC Network

SEC Network's traveling pregame show, SEC Nation, is kicking off its fifth season in style with a jam-packed weekend that features two stops in less than 48 hours. On Thursday, Aug. 30 at 7 p.m. ET, SEC Nation will surround the start of the Jimbo Fisher era as Texas A&M hosts Northwestern State at Kyle Field, before heading to Romare Bearden Park in Charlotte, N.C. to highlight the Belk College Kickoff between West Virginia and Tennessee on Saturday, Sept. 1.

Saturday's show marks the first time SEC Nation has originated with a full presence from Charlotte, the home of the SEC Network, and only the third time the show has aired from a neutral site city during the regular season. SEC Nation presented by AT&T airs from 10 a.m. – Noon from uptown Charlotte, with special guests to be announced closer to kickoff.

"Two shows in three days is the perfect way to match our excitement for the start of the 2018 season," said Tom McCollum, ESPN senior coordinating producer. "After a fantastic start last month in Atlanta, we couldn't be more thrilled to kick off the regular season in College Station before welcoming the SEC Nation family to our home here in Charlotte."

The SEC Nation crew returns in full force, with host Laura Rutledge, analysts Paul Finebaum, Marcus Spears and Tim Tebow, and reporter Lauren Sisler rejoining the SEC Nation desk. Ryan McGee, senior writer for ESPN The Magazine, comes back as a contributor for 2018. For Saturday's show, Sisler will be reporting live from the 2018 Chick-fil-A Kickoff game in Atlanta between Washington and SEC West champion, Auburn.

Each show will include live reports, analysis and features surrounding the sights, sounds and storylines of SEC football, and will showcase the new SEC Nation demo field that debuted at the show's SEC Media Days stop in July. Also new for 2018 is the weekly series "SEC Shorts," which also had its premiere at SEC Media Days last month.

SEC Nation Schedule:

Date	Time (ET)	School/City
Thurs., Aug. 30	7 p.m.	Texas A&M/College Station
Sat., Sept. 1	10 a.m.	Tennessee/Charlotte
		Belk College Kickoff
Sat., Sept. 8	10 a.m.	South Carolina/Columbia
Sat., Sept. 15	10 a.m.	Ole Miss/Oxford
Sat., Sept. 22	10 a.m.	Alabama/Tuscaloosa
Sat., Sept. 29	10 a.m.	Mississippi State/Starkville
Sat., Oct. 6	10 a.m.	Florida/Gainesville
Sat., Oct. 13	10 a.m.	Auburn/Auburn
Sat., Oct. 20	10 a.m.	Tennessee/Knoxville
Sat., Oct. 27	10 a.m.	Jacksonville
		Florida vs. Georgia
Sat., Nov. 3	10 a.m.	Kentucky/Lexington
Sat., Nov. 10	10 a.m.	Arkansas/Fayetteville
Sat., Nov. 17	10 a.m.	Georgia/Athens
Sat., Nov. 24	10 a.m.	Alabama/Tuscaloosa
Sat., Dec. 1	1 p.m.	Atlanta
		SEC Championship Game



2018 SEC Football

SEC IN THE POLLS (AP / USA Today / CFP Ranking)

	ALA	ARK	AUB	UF	UGA	UK	LSU	UM	MSU	MU	USC	UT	A&M	VU
Preseason	1/1/-	-/-	9/10/-	RV/RV/-	3/4/-	RV/RV/-	25/24/-	-/-	18/18/-	-/-	RV/RV/-	-/-	RV/RV/-	-/-
Week 1	1/1/-	-/-	7/7/-	25/25/-	3/3/-	-/RV/-	11/15/-	RV/-	18/18/-	-/-	24/24/-	-/-	RV/RV/-	-/-
Week 2	1/1/-	-/-	7/7/-	-/-	3/3/-	RV/RV/-	12/13/-	RV/-	16/16/-	-/RV/-	RV/RV/-	-/-	RV/RV/-	-/RV/-
Week 3	1/1/-	-/-	6/6/-	-RV/-	2/3/-	RV/RV/-	6/6/-	-/-	14/14/-	RV/RV/-	RV/RV/-	-/RV/-	22/22/-	-/RV/-
Week 4	1/1/-	-/-	10/10/-	RV/RV/-	2/3/-	17/17/-	5/6/-	RV/-	23/19/-	RV/RV/-	RV/RV/-	-/-	RV/RV/-	-/-
Week 5	1/1/-	-/-	8/9/-	22/RV/-	2/2/-	13/15/-	5/6/-	-/-	RV/RV/-	RV/RV/-	-/RV/-	-/-	RV/RV/-	-/-
Week 6	1/1/-	-/-	21/21/-	14/16/-	2/2/-	18/20/-	13/12/-	-/-	24/RV/-	-/-	RV/RV/-	-/-	22/22/-	-/-
Week 7	1/1/-	-/-	-/RV/-	12/12/-	8/6/-	14/17/-	5/5/-	-/-	22/RV/-	-/-	-/RV/-	-/-	17/18/-	-/-
Week 8	1/1/-	-/-	RV/RV/-	9/11/-	7/6/-	12/14/-	4/4/-	-/-	RV/RV/-	-/-	-/RV/-	-/-	16/17/-	-/-
Week 9	1/1/1	-/-	RV/RV/-	13/14/11	6/5/6	11/12/9	4/4/3	-/-	21/21/18	-/-	-/RV/-	-/-	25/RV/20	-/-
Week 10	1/1/1	-/-	RV/RV/24	19/21/15	5/5/5	12/12/11	9/10/7	-/-	18/15/16	-/-	-/RV/-	-/-	RV/RV/-	-/-
Week 11	1/1/1	-/-	RV/RV/-	15/16/13	5/5/5	20/21/17	10/10/7	-/-	25/23/21	-/RV/-	-/RV/-	-/-	RV/RV/-	-/-
Week 12	1/1/1	-/-	RV/RV/-	13/13/11	5/5/5	17/18/15	9/8/7	-/-	22/20/18	RV/RV/-	-/RV/-	-/-	RV/RV/22	-/-
SECCG	1/1/1	-/-	-/-	11/10/9	4/4/4	16/15/15	12/14/10	-/-	20/19/18	RV/RV/-	-/-	-/-	22/22/19	-/-
Bowls	1/1/1	-/-	-/-	10/10/10	6/6/5	16/15/14	11/11/11	-/-	18/18/18	24/RV/23	-/-	-/-	21/20/19	
FINAL														

SEC ATTENDANCE UPDATE

School	Stadium(s)	Capacity	Games	100%+	Total Att.	Average Att.	Pct. of Capacity
Alabama	Bryant-Denny Stadium	101,821	7	4	710,931	101,562	99.75
Arkansas	Donald W. Reynolds Razorback (Fayetteville)	72,000	6	-	367,748	61,291	85.13
	War Memorial (Little Rock)	54,120	1	-	51,438	51,438	95.04
			7	-	419,186	59,884	90.09
Auburn	Pat Dye Field at Jordan-Hare Stadium	87,451	7	-	591,236	84,462	96.58
Florida	Steve Spurrier-Florida Field at Ben Hill Griffin Stadium	88,548	7	1	576,299	82,328	92.98
Georgia	Sanford Stadium	92,746	7	7	649,222	92,746	100.00
Kentucky	Kroger Field	61,000	7	2	385,820	55,117	90.36
LSU	Tiger Stadium	102,321	7	3	705,733	100,819	98.53
Ole Miss	Vaught-Hemingway/Hollingsworth Field	64,038	7	-	391,794	55,971	87.40
Miss. State	Davis Wade Stadium at Scott Field	61,337	7	1	402,601	57,514	93.77
Missouri	Memorial Stadium / Faurot Field	71,168	7	-	360,261	51,466	72.32
South Carolina	Williams-Brice Stadium	80,250	6	2	461,976	76,996	95.95
Tennessee	Neyland Stadium/Shields-Watkins Field	102,455	7	-	650,887	92,983	90.76
Texas A&M	Kyle Field	102,733	7	1	698,908	99,844	97.19
Vanderbilt	Vanderbilt Stadium	40,350	7	-	196,313	28,045	69.50
TOTALS		78,808	97	21 (22%)	7,284,658	75,100	95.29
Neutral Site Games	[Florida vs. Georgia, Jacksonville]	82,871	1	1	84,463	84,463	101.92
	[Arkansas vs. Texas A&M, Arlington]	71,815	1	-	55,383	55,383	77.12
	[SEC Championship Game, Atlanta]	73,000	1	1	77,171	77,141	105.67
			100	23 (23%)	7,501,675	75,017	

SEC OVERTIME RECORDS

Team	Total	Pct.	vs. Non-SEC	Last Overtime Game
Alabama	6-8	.429	0-1	Alabama 26, Georgia 23 (1) (2018)
Arkansas	12-7	.632	2-1	Texas A&M 50, Arkansas 43 (1) (2017)
Auburn	8-7	.533	5-2	Arkansas 54, Auburn 46 (4) (2015)
Florida	5-3	.625	1-0	Florida 20, Florida Atlantic 14 (1) (2015)
Georgia	8-6	.571	5-3	Alabama 26, Georgia 23 (1) (2018)
Kentucky	3-6	.333	1-2	Texas A&M 20, Kentucky 14 (1) (2018)
LSU	8-7	.533	1-0	Texas A&M 74, LSU 72 (7) (2018)
Ole Miss	6-9	.400	2-1	Vanderbilt 36, Ole Miss 29 (1) (2018)
Miss. State	5-5	.500	3-1	BYU 28, Mississippi State 21 (2) (2016)
Missouri	1-1	.500	0-0	S. Carolina 27, Missouri 24 (2) (2013)
South Carolina	2-4	.333	0-1	USF 46, South Carolina 39 (1) (2016)
Tennessee	14-6	.700	3-2	Tennessee 42, Georgia Tech 41 (2) (2017)
Texas A&M	7-0	1.000	1-0	Texas A&M 74, LSU 72 (7) (2018)
Vanderbilt	4-6	.400	2-2	Vanderbilt 36, Ole Miss 29 (1) (2018)
TOTALS			24-16 (.600)	

BREAKDOWN OF LENGTH OF OVERTIMES

Number/OTs	Games	Last Game
7	3	Texas A&M 74, LSU 72 (7) (2018)
6	1	Tennessee 41, Arkansas 38 (2002)
5	1	Tennessee 51, Alabama 43 (2003)
4	4	Arkansas 54, Auburn 46 (4) (2015)
3	5	Florida 36, Kentucky 30 (2014)
2	16	Georgia 54, Oklahoma 48 (2) (2017)
1	73	Vanderbilt 36, Ole Miss 29 (1) (2018)

NOTES:

First Overtime Game: Nov. 16, 1996 at Auburn (Georgia 56, Auburn 49 - 4 OT)
 First Non-Conference Overtime Game: Aug. 30, 1997 at Oxford (Ole Miss 24, Central Florida 23)
 Longest Current Consecutive Win Streaks in Overtime Games: 7 (Texas A&M)
 Most Overtime Games in a Year: 12 (2014)

SEC IN POST-SEASON BOWLS

BCS NATIONAL CHAMPIONSHIP GAME (9-1)

Jan. 4, 1999 - **Tennessee 23**, Florida State 16
 Jan. 4, 2004 - **LSU 21**, Oklahoma 14
 Jan. 8, 2007 - **Florida 41**, Ohio State 14 (at Glendale, Ariz.)
 Jan. 7, 2008 - **LSU 38**, Ohio State 24 (at New Orleans, La.)
 Jan. 8, 2009 - **Florida 24**, Oklahoma 14 (at Miami, Fla.)
 Jan. 7, 2010 - **Alabama 37**, Texas 21 (at Pasadena, Calif.)
 Jan. 10, 2011 - **Auburn 22**, Oregon 19 (at Glendale, Ariz.)
 Jan. 9, 2012 - **Alabama 21, LSU 0** (at New Orleans, La.)
 Jan. 7, 2013 - **Alabama 42**, Notre Dame (at Miami, Fla.)
 Jan. 6, 2014 - Florida State 34, **Auburn 31** (at Pasadena, Calif.)

COLLEGE FOOTBALL PLAYOFF (6-3)

Jan. 1, 2015 - Ohio State 42, **Alabama 35**
Allstate Sugar Bowl
 Dec. 31, 2015 - **Alabama 38**, Michigan State 0
Goodyear Cotton Bowl
 Jan. 11, 2016 - **Alabama 45**, Clemson 40
CFP National Championship Game
 December 31, 2016 - **Alabama 24**, Washington 7
Chick-fil-A Peach Bowl
 January 9, 2017 - Clemson 35, **Alabama 31**
CFP National Championship Game
 January 1, 2018 - **Georgia 54**, Oklahoma 48 [2 OT]
Rose Bowl presented by Northwestern Mutual
 January 1, 2018 - **Alabama 24**, Clemson 6
Allstate Sugar Bowl
 January 8 - **Alabama 26, Georgia 23** [OT]
CFP National Championship Game

CFP National Championship Game (2-2)

January 11, 2016 - **Alabama 45**, Clemson 40
 January 9, 2017 - Clemson 35, **Alabama 31**
 January 8, 2018 - **Alabama 26, Georgia 23** [OT]

BUFFALO WILD WINGS CITRUS BOWL (20-13-1)

Dec. 22, 1973 - Miami (OH) 16, **Florida 7**
 Dec. 21, 1974 - Miami (OH) 21, **Georgia 10**
 *Dec. 20, 1975 - Miami (OH) 20, **South Carolina 7**
 Dec. 22, 1979 - **LSU 34**, Wake Forest 10
 Dec. 20, 1980 - **Florida 35**, Maryland 20
 Dec. 18, 1982 - **Auburn 33**, Boston College 26
 Dec. 17, 1983 - **Tennessee 30**, Maryland 23
 Dec. 22, 1984 - **Georgia 17**, Florida State 17
 Jan. 1, 1987 - **Auburn 16**, Southern Cal 7
 Jan. 1, 1993 - **Georgia 21**, Ohio State 14
 Jan. 1, 1994 - Penn State 31, **Tennessee 13**
 Jan. 2, 1995 - **Alabama 24**, Ohio State 17
 Jan. 1, 1996 - **Tennessee 20**, Ohio State 14
 Jan. 1, 1997 - **Tennessee 48**, Northwestern 28
 Jan. 1, 1998 - **Florida 21**, Penn State 6
 Jan. 1, 1999 - Michigan 45, **Arkansas 31**
 Jan. 1, 2000 - Michigan State 37, **Florida 34**
 Jan. 1, 2001 - Michigan 31, **Auburn 28**
 Jan. 1, 2002 - **Tennessee 45**, Michigan 17
 Jan. 1, 2003 - **Auburn 13**, Penn State 7
 Jan. 1, 2004 - **Georgia 34**, Purdue 27 (OT)
 Jan. 1, 2005 - Iowa 30, **LSU 25**
 Jan. 2, 2006 - West Virginia 38, **Georgia 35**
 Jan. 1, 2007 - Wisconsin 17, **Arkansas 14**
 Jan. 1, 2008 - Michigan 41, **Florida 35**
 Jan. 1, 2009 - **Georgia 24**, Michigan State 12
 Jan. 1, 2010 - Penn State 19, **LSU 17**

Jan. 1, 2011 - **Alabama 49**, Michigan State 7
 Jan. 2, 2012 - **South Carolina 30**, Nebraska 13
 Jan. 1, 2013 - **Georgia 45**, Nebraska 31
 Jan. 1, 2014 - **South Carolina 34**, Wisconsin 24
 Jan. 1, 2015 - **Missouri 33**, Minnesota 17
 Jan. 1, 2016 - Michigan 41, **Florida 7**
 Dec. 31, 2016 - **LSU 29**, Louisville 9
 Jan. 1, 2018 - Notre Dame 21, **LSU 17**

OUTBACK BOWL (17-11)

Dec. 23, 1986 - Boston College 27, **Georgia 24**
 Jan. 2, 1988 - Michigan 28, **Alabama 24**
 Jan. 2, 1989 - Syracuse 23, **LSU 10**
 Jan. 1, 1990 - **Auburn 31**, Ohio State 14
 Jan. 1, 1993 - **Tennessee 38**, Boston College 23
 Jan. 1, 1996 - Penn State 43, **Auburn 14**
 Jan. 1, 1997 - **Alabama 17**, Michigan 14
 Jan. 1, 1998 - **Georgia 33**, Wisconsin 6
 Jan. 1, 1999 - Penn State 26, **Kentucky 14**
 Jan. 1, 2000 - **Georgia 28**, Purdue 25 [OT]
 Jan. 1, 2001 - **South Carolina 24**, Ohio State 7
 Jan. 1, 2002 - **South Carolina 31**, Ohio State 28
 Jan. 1, 2003 - Michigan 38, **Florida 30**
 Jan. 1, 2004 - Iowa 37, **Florida 17**
 Jan. 1, 2005 - **Georgia 24**, Wisconsin 21
 Jan. 2, 2006 - **Florida 31**, Iowa 24
 Jan. 1, 2007 - Penn State 20, **Tennessee 10**
 Jan. 1, 2008 - **Tennessee 21**, Wisconsin 17
 Jan. 1, 2009 - Iowa 31, **South Carolina 10**
 Jan. 1, 2010 - **Auburn 38**, Northwestern 35 (OT)
 Jan. 1, 2011 - **Florida 37**, Penn State 24
 Jan. 2, 2012 - Michigan State 33, **Georgia 30** (OT)
 Jan. 1, 2013 - **South Carolina 33**, Michigan 28
 Jan. 1, 2014 - **LSU 21**, Iowa 14
 Jan. 1, 2015 - Wisconsin 34, **Auburn 31** (OT)
 Jan. 1, 2016 - **Tennessee 45**, Northwestern 6
 Jan. 2, 2017 - **Florida 30**, Iowa 3
 Jan. 1, 2018 - **South Carolina 26**, Michigan 19

CHICK-FIL-A PEACH BOWL (19-17)

Dec. 30, 1968 - **LSU 31**, Florida State 27
 *Dec. 30, 1969 - West Virginia 14, **South Carolina 3**
 Dec. 30, 1971 - **Ole Miss 41**, Georgia Tech 18
 Dec. 28, 1973 - **Georgia 17**, Maryland 16
 Dec. 28, 1974 - **Vanderbilt 6**, Texas A&M 6
 Dec. 31, 1976 - **Kentucky 21**, North Carolina 0
 Dec. 31, 1981 - West Virginia 26, **Florida 6**
 Dec. 31, 1982 - Iowa 28, **Tennessee 22**
 Jan. 2, 1988 - **Tennessee 27**, Indiana 22
 Dec. 30, 1989 - Syracuse 19, **Georgia 18**
 Dec. 29, 1990 - **Auburn 27**, Indiana 23
 Jan. 2, 1993 - North Carolina 21, **Miss. State 17**
 Dec. 31, 1993 - Clemson 14, **Kentucky 13**
 Jan. 1, 1995 - N.C. State 28, **Miss. State 24**
 Dec. 30, 1995 - Virginia 34, **Georgia 27**
 Dec. 28, 1996 - **LSU 10**, Clemson 7
 Jan. 2, 1998 - **Auburn 21**, Clemson 17
 Dec. 31, 1998 - **Georgia 35**, Virginia 33
 Dec. 30, 1999 - **Miss. State 17**, Clemson 7
 Dec. 29, 2000 - **LSU 28**, Georgia Tech 14
 Dec. 31, 2001 - North Carolina 16, **Auburn 10**
 Dec. 31, 2002 - Maryland 30, **Tennessee 3**
 Jan. 2, 2004 - Clemson 27, **Tennessee 14**

Dec. 31, 2004 - Miami (Fla.) 27, **Florida 10**
 Dec. 30, 2005 - **LSU 40**, Miami (Fla.) 3
 Dec. 30, 2006 - **Georgia 31**, Virginia Tech 24
 Dec. 31, 2007 - **Auburn 23**, Clemson 20
 Dec. 31, 2008 - **LSU 38**, Georgia Tech 3
 Dec. 31, 2009 - Virginia Tech 37, **Tennessee 14**
 Dec. 31, 2010 - Florida State 26, **South Carolina 17**
 Dec. 31, 2011 - **Auburn 43**, Virginia 24
 Dec. 31, 2012 - Clemson 25, **LSU 24**
 Dec. 31, 2013 - **Texas A&M 52**, Duke 48
 Dec. 31, 2014 - TCU 42, **Ole Miss 3**
 Dec. 31, 2016 - **Alabama 24**, Washington 7
 Jan. 18, 2018 - UCF 34, **Auburn 27**

AUTOZONE LIBERTY BOWL (19-8)

Dec. 19, 1959 - Penn State 7, **Alabama 0**
 Dec. 21, 1963 - **Mississippi State 16**, N.C. State 12
 Dec. 18, 1965 - **Ole Miss 13**, Auburn 7
 Dec. 16, 1967 - N.C. State 14, **Georgia 7**
 Dec. 14, 1968 - **Ole Miss 34**, Virginia Tech 17
 Dec. 13, 1969 - Colorado 47, **Alabama 33**
 Dec. 20, 1971 - **Tennessee 14**, Arkansas 13
 Dec. 16, 1974 - **Tennessee 7**, Maryland 3
 Dec. 20, 1976 - **Alabama 36**, UCLA 6
 Dec. 23, 1978 - Missouri 20, **LSU 15**
 Dec. 29, 1982 - **Alabama 21**, Illinois 15
 Dec. 27, 1984 - **Auburn 21**, Arkansas 15
 Dec. 27, 1985 - Baylor 21, **LSU 7**
 Dec. 29, 1986 - **Tennessee 21**, Minnesota 14
 Dec. 29, 1987 - **Georgia 20**, Arkansas 17
 Dec. 28, 1989 - **Ole Miss 42**, Air Force 29
 Dec. 29, 1991 - Air Force 38, **Mississippi State 15**
 Dec. 31, 1992 - **Ole Miss 13**, Air Force 0
 Dec. 29, 2006 - **South Carolina 44**, Houston 36
 Dec. 29, 2007 - **Mississippi State 10**, Central Florida 3
 Jan. 2, 2009 - **Kentucky 25**, East Carolina 19
 Jan. 2, 2010 - **Arkansas 20**, East Carolina 17 (OT)
 Dec. 31, 2010 - Central Florida 10, **Georgia 6**
 Dec. 31, 2011 - Cincinnati 31, **Vanderbilt 24**
 Dec. 31, 2013 - **Mississippi State 44**, Rice 7
 Dec. 29, 2014 - **Texas A&M 45**, West Virginia 37
 Jan. 2, 2016 - **Arkansas 45**, Kansas State 23
 Dec. 30, 2016 - **Georgia 31**, TCU 23

FRANKLIN AMERICAN MORTGAGE MUSIC CITY (8-11)

Dec. 29, 1998 - Virginia Tech 38, **Alabama 7**
 Dec. 29, 1999 - Syracuse 20, **Kentucky 13**
 Dec. 28, 2000 - West Virginia 49, **Ole Miss 38**
 Dec. 28, 2001 - Boston College 20, **Georgia 16**
 Dec. 30, 2002 - Minnesota 29, **Arkansas 14**
 Dec. 31, 2003 - **Auburn 28**, Wisconsin 14
 Dec. 31, 2004 - Minnesota 20, **Alabama 16**
 Dec. 29, 2006 - **Kentucky 28**, Clemson 20
 Dec. 31, 2007 - **Kentucky 35**, Florida State 28
 Dec. 31, 2008 - **Vanderbilt 16**, Boston College 14
 Dec. 27, 2009 - Clemson 21, **Kentucky 13**
 Dec. 30, 2010 - North Carolina 30, **Tennessee 27** (OT)
 Dec. 30, 2011 - **Mississippi State 23**, Wake Forest 17
 Dec. 31, 2012 - **Vanderbilt 38**, N.C. State 24
 Dec. 30, 2013 - **Ole Miss 25**, Georgia Tech 17
 Dec. 30, 2014 - Notre Dame 31, **LSU 28**
 Dec. 30, 2015 - Louisville 27, **Texas A&M 21**
 Dec. 30, 2016 - **Tennessee 38**, Nebraska 24
 Dec. 29, 2017 - Northwestern 24, **Kentucky 23**

SEC IN POST-SEASON BOWLS

INDEPENDENCE BOWL (13-4)

Dec. 10, 1983 - Air Force 9, **Ole Miss 3**
 Dec. 20, 1986 - **Ole Miss 20**, Texas Tech 17
 *Dec. 29, 1991 - **Georgia 24**, Arkansas 15
 Dec. 29, 1995 - **LSU 45**, Michigan State 26
 Dec. 31, 1996 - **Auburn 32**, Army 29
 Dec. 28, 1997 - **LSU 27**, Notre Dame 9
 Dec. 31, 1998 - **Ole Miss 35**, Texas Tech 18
 Dec. 31, 1999 - **Ole Miss 27**, Oklahoma 25
 Dec. 31, 2000 - **Miss. State 43**, Texas A&M 41 [OT]
 Dec. 27, 2001 - **Alabama 14**, Iowa State 13
 Dec. 27, 2002 - **Ole Miss 27**, Nebraska 23
 Dec. 31, 2003 - **Arkansas 27**, Missouri 14
 Dec. 30, 2005 - Missouri 38, **South Carolina 31**
 Dec. 28, 2006 - Oklahoma State 34, **Alabama 31**
 Dec. 30, 2007 - **Alabama 30**, Colorado 24
 Dec. 28, 2009 - **Georgia 44**, Texas A&M 20
 Dec. 27, 2014 - **South Carolina 24**, Miami 21
 Dec. 26, 2016 - N.C. State 41, **Vanderbilt 17**

TAXSLAYER BOWL (25-17)

Jan. 1, 1946 - Wake Forest 26, **South Carolina 14**
 Jan. 1, 1948 - **Georgia 20**, Maryland 20
 Jan. 1, 1953 - **Florida 14**, Tulsa 13
 Jan. 1, 1954 - Texas Tech 35, **Auburn 13**
 Dec. 31, 1954 - **Auburn 33**, Baylor 13
 Dec. 31, 1955 - **Vanderbilt 25**, Auburn 13
 Dec. 28, 1957 - **Tennessee 3**, Texas A&M 0
 Dec. 27, 1958 - **Ole Miss 7**, Florida 3
 Jan. 2, 1960 - **Arkansas 14**, Georgia Tech 7
 Dec. 31, 1960 - **Florida 13**, Baylor 12
 Dec. 29, 1962 - **Florida 17**, Penn State 7
 Dec. 31, 1966 - **Tennessee 18**, Syracuse 12
 Dec. 28, 1968 - Missouri 35, **Alabama 10**
 Dec. 27, 1969 - **Florida 14**, Tennessee 13
 Jan. 2, 1971 - **Auburn 35**, Ole Miss 28
 Dec. 31, 1971 - **Georgia 7**, North Carolina 3
 Dec. 30, 1972 - **Auburn 24**, Colorado 3
 Dec. 29, 1973 - Texas Tech 28, **Tennessee 19**
 Dec. 30, 1974 - **Auburn 27**, Texas 3
 Dec. 29, 1975 - Maryland 13, **Florida 0**
 Dec. 29, 1980 - Pittsburgh 37, **South Carolina 9**
 Dec. 28, 1981 - North Carolina 31, **Arkansas 27**
 Dec. 30, 1983 - **Florida 14**, Iowa 6
 Dec. 28, 1984 - Oklahoma State 21, **South Carolina 14**
 Dec. 31, 1987 - **LSU 30**, South Carolina 13
 Jan. 1, 1989 - **Georgia 34**, Michigan State 27
 Jan. 1, 1991 - Michigan 35, **Ole Miss 3**
 Dec. 31, 1992 - **Florida 27**, N.C. State 10
 Dec. 31, 1993 - **Alabama 24**, North Carolina 10
 Dec. 30, 1994 - **Tennessee 45**, Virginia Tech 23
 Jan. 1, 2011 - **Mississippi State 52**, Michigan 14
 Jan. 2, 2012 - **Florida 24**, Ohio State 17
 Jan. 1, 2013 - Northwestern 34, **Mississippi State 20**
 Jan. 1, 2014 - Nebraska 24, **Georgia 19**
 Jan. 2, 2015 - **Tennessee 45**, Iowa 28
 Jan. 2, 2015 - **Georgia 24**, Penn State 17
 Dec. 31, 2016 - Georgia Tech 33, **Kentucky 18**

Dec. 30, 2017 - **Mississippi State 31**, Louisville 27

SUGAR BOWL (30-32)

Jan. 1, 1936 - TCU 3, **LSU 2**
 Jan. 1, 1937 - Santa Clara 21, **LSU 14**
 Jan. 1, 1938 - Santa Clara 6, **LSU 0**
 Jan. 1, 1941 - Boston College 19, **Tennessee 13**
 Jan. 1, 1943 - **Tennessee 14**, Tulsa 7
 Jan. 1, 1945 - Duke 29, **Alabama 26**
 Jan. 1, 1947 - **Georgia 20**, North Carolina 10
 Jan. 1, 1948 - Texas 27, **Alabama 7**
 Jan. 2, 1950 - Oklahoma 35, **LSU 0**
 Jan. 1, 1951 - **Kentucky 13**, Oklahoma 7
 Jan. 1, 1952 - Maryland 28, **Tennessee 13**
 Jan. 1, 1953 - Georgia Tech 24, **Ole Miss 7**
 Jan. 1, 1955 - Navy 21, **Ole Miss 0**
 Jan. 1, 1957 - Baylor 13, **Tennessee 7**
 Jan. 1, 1958 - **Ole Miss 39**, Texas 7
 Jan. 1, 1959 - **LSU 7**, Clemson 0
 Jan. 1, 1960 - **Ole Miss 21**, LSU 0
 Jan. 2, 1961 - **Ole Miss 14**, Rice 6
 Jan. 1, 1962 - **Alabama 10**, Arkansas 3
 Jan. 1, 1963 - **Ole Miss 17**, Arkansas 13
 Jan. 1, 1964 - **Alabama 12**, Ole Miss 7
 Jan. 1, 1965 - **LSU 13**, Syracuse 10
 Jan. 1, 1966 - Missouri 20, **Florida 18**
 Jan. 2, 1967 - **Alabama 34**, Nebraska 7
 Jan. 1, 1968 - **LSU 20**, Wyoming 13
 Jan. 1, 1969 - **Arkansas 16**, Georgia 2
 Jan. 1, 1970 - **Ole Miss 27**, Arkansas 22
 Jan. 1, 1971 - **Tennessee 34**, Air Force 13
 Jan. 1, 1972 - Oklahoma 40, **Auburn 22**
 Dec. 31, 1973 - Notre Dame 24, **Alabama 23**
 Dec. 31, 1974 - Nebraska 13, **Florida 10**
 Dec. 31, 1975 - **Alabama 13**, Penn State 6
 Jan. 1, 1977 - Pittsburgh 27, **Georgia 3**
 Jan. 2, 1978 - **Alabama 35**, Ohio State 6
 Jan. 1, 1979 - **Alabama 14**, Penn State 7
 Jan. 1, 1980 - **Alabama 24**, Arkansas 9
 Jan. 1, 1981 - **Georgia 17**, Notre Dame 10
 Jan. 1, 1982 - Pittsburgh 24, **Georgia 20**
 Jan. 1, 1983 - Penn State 27, **Georgia 23**
 Jan. 2, 1984 - **Auburn 9**, Michigan 7
 Jan. 1, 1985 - Nebraska 28, **LSU 10**
 Jan. 1, 1986 - **Tennessee 35**, Miami 7
 Jan. 1, 1987 - Nebraska 30, **LSU 15**
 Jan. 1, 1988 - **Auburn 16**, Syracuse 16
 Jan. 2, 1989 - Florida State 13, **Auburn 7**
 Jan. 1, 1990 - Miami 33, **Alabama 25**
 Jan. 1, 1991 - **Tennessee 23**, Virginia 22 (19-22)
 Jan. 1, 1992 - Notre Dame 39, **Florida 28**
 Jan. 1, 1993 - **Alabama 34**, Miami 13
 Jan. 1, 1994 - **Florida 41**, West Virginia 7
 Jan. 2, 1995 - Florida State 23, **Florida 17**

Jan. 2, 1997 - **Florida 52**, Florida State 20
 Jan. 2, 2001 - Miami (Fla.) 37, **Florida 20**
 Jan. 1, 2002 - **LSU 47**, Illinois 34
 Jan. 1, 2003 - **Georgia 26**, Florida State 13
 Jan. 4, 2004 - **LSU 21**, Oklahoma 14
 Jan. 3, 2005 - **Auburn 16**, Virginia Tech 13
 Jan. 3, 2006 - **LSU 41**, Notre Dame 14
 Jan. 1, 2008 - **Georgia 41**, Hawaii 10
 Jan. 2, 2009 - Utah 31, **Alabama 17**
 Jan. 1, 2010 - **Florida 51**, Cincinnati 24
 Jan. 4, 2011 - Ohio State 31, **Arkansas 26**
 Jan. 2, 2013 - Louisville 33, **Florida 23**
 Jan. 2, 2014 - Oklahoma 45, **Alabama 31**
 Jan. 1, 2015 - Ohio State 42, **Alabama 35**
 Jan. 1, 2016 - **Ole Miss 48**, Oklahoma State 20
 Jan. 2, 2017 - Oklahoma 35, **Auburn 19**
 Jan. 1, 2018 - **Alabama 24**, Clemson 6

BIRMINGHAM BOWL (4-3)

Jan. 2, 2010 - Connecticut 20, **South Carolina 8**
 Jan. 8, 2011 - Pittsburgh 27, **Kentucky 10**
 Jan. 5, 2013 - **Ole Miss 38**, Pittsburgh 17
 Jan. 4, 2014 - **Vanderbilt 41**, Houston 24
 Jan. 3, 2015 - **Florida 28**, East Carolina 20
 Dec. 30, 2015 - **Auburn 31**, Memphis 10
 Dec. 29, 2016 - USF 46, **South Carolina 39** (OT)

SEC IN POST-SEASON BOWLS

BELK BOWL (2-2)

Dec. 30, 2014 - **Georgia 37**, Louisville 14
 Dec. 30, 2015 - **Mississippi State 51**, N.C. State 28
 Dec. 29, 2016 - Virginia Tech 35, **Arkansas 24**
 Dec. 29, 2017 - Wake Forest 55, **Texas A&M 52**

TEXAS BOWL (2-2)

Dec. 29, 2014 - **Arkansas 31**, Texas 7
 Dec. 29, 2015 - **LSU 56**, Texas Tech 27
 Dec. 28, 2016 - Kansas State 33, **Texas A&M 28**
 Dec. 27, 2017 - Texas 33, **Missouri 16**

ORANGE BOWL (14-15)

Jan. 1, 1936 - Catholic University 20, **Ole Miss 19**
 Jan. 1, 1937 - Duquesne 13, **Mississippi State 12**
 Jan. 1, 1938 - **Auburn 6**, Michigan State 0
 Jan. 2, 1939 - **Tennessee 17**, Oklahoma 0
 Jan. 1, 1941 - **Mississippi State 14**, Georgetown 7
 Jan. 1, 1942 - **Georgia 40**, TCU 26
 Jan. 1, 1943 - **Alabama 37**, Boston College 21
 Jan. 1, 1944 - **LSU 19**, Texas A&M 14
 Jan. 1, 1947 - Rice 8, **Tennessee 0**
 Jan. 1, 1949 - Texas 41, **Georgia 28**
 Jan. 2, 1950 - Santa Clara 21, **Kentucky 13**
 Jan. 1, 1953 - **Alabama 61**, Syracuse 6
 Jan. 1, 1960 - **Georgia 14**, Missouri 0
 Jan. 1, 1962 - **LSU 25**, Colorado 7
 Jan. 1, 1963 - **Alabama 17**, Oklahoma 0
 Jan. 1, 1964 - Nebraska 13, **Auburn 7**
 Jan. 1, 1965 - Texas 21, **Alabama 17**
 Jan. 1, 1966 - **Alabama 39**, Nebraska 28
 Jan. 2, 1967 - **Florida 27**, Georgia Tech 12
 Jan. 1, 1968 - Oklahoma 26, **Tennessee 24**
 Jan. 1, 1971 - Nebraska 17, **LSU 12**
 Jan. 1, 1972 - Nebraska 38, **Alabama 12**
 Jan. 1, 1974 - Penn State 16, **LSU 9**
 Jan. 1, 1975 - Notre Dame 13, **Alabama 11**
 Jan. 1, 1983 - Nebraska 21, **LSU 20**
 Jan. 2, 1998 - Nebraska 42, **Tennessee 17**
 Jan. 2, 1999 - **Florida 31**, Syracuse 10
 Jan. 2, 2002 - **Florida 56**, Maryland 23
 Dec. 31, 2014 - Georgia Tech 49, **Mississippi State 34**

ROSE BOWL (4-3)

Jan. 1, 1935 - **Alabama 29**, Stanford 13
 Jan. 1, 1938 - California 13, **Alabama 0**
 Jan. 1, 1940 - Southern Cal 14, **Tennessee 0**
 Jan. 1, 1943 - **Georgia 9**, UCLA 0
 Jan. 1, 1945 - Southern Cal 25, **Tennessee 0**
 Jan. 1, 1946 - **Alabama 34**, Southern Cal 14
 Jan. 1, 2018 - **Georgia 54**, Oklahoma 48 [2 OT]

SEC SENDS 11 TO POSTSEASON IN 2018

BIRMINGHAM, Alabama – Eleven Southeastern Conference football teams learned their post-season bowl destinations on Dec. 2, including No. 1-ranked Alabama which will play No. 4 Oklahoma in the Orange Bowl on December 29 in a semi-final game for the College Football Playoff.

The College Football Playoff committee first selected teams for the national semifinal games, the Capital One Orange Bowl and the Goodyear Cotton Bowl. The committee later announced the participants in the Rose Bowl Game presented by Northwestern Mutual, Allstate Sugar Bowl, Chick-fil-A Peach Bowl and PlayStation Fiesta Bowl.

Georgia will play in the Allstate Sugar Bowl on January 1 against Texas. In the contracted New Year's Day game between the SEC and Big 12, the SEC places its conference champion in the Sugar Bowl, or the SEC team that is highest ranked in the CFP standings who is not otherwise selected for the CFP Semifinals.

In other CFP New Year's Six Games as determined by the CFP Selection Committee, Florida will play Michigan in the Chick-fil-A Peach Bowl and LSU will face Central Florida in the PlayStation Fiesta Bowl

Next, the VRBO Citrus Bowl selected Kentucky from the SEC to play Penn State.

This marks the fifth year the conference has assigned league schools to an "SEC Bowl Pool" that includes the Academy Sports + Outdoors Texas Bowl in Houston, the Franklin American Mortgage Music City Bowl in Nashville, the Belk Bowl in Charlotte, the AutoZone Liberty Bowl in Memphis, the TaxSlayer Gator Bowl in Jacksonville and the Outback Bowl in Tampa.

Vanderbilt will play a Big 12 opponent in the Academy Sports + Outdoors Texas Bowl, Auburn will play a Big Ten opponent in the Franklin American Mortgage Music City Bowl, South Carolina will play an ACC opponent in the Belk Bowl, Missouri will play a Big 12 opponent in the AutoZone Liberty Bowl, Texas A&M will play an ACC opponent in the TaxSlayer Gator Bowl and Mississippi State will play a Big Ten opponent in the Outback Bowl.

"The SEC Bowl Pool participants are determined after conversations with bowl partners and discussions with school personnel in order to create a lineup of compelling bowl games for our teams and their fans," said SEC Commissioner Greg Sankey. "This process, as approved by the institutions of the SEC, provides an opportunity to create intriguing matchups and varying assignments to help prevent repetitive postseason destinations."

The SEC has now won 32 games in the last four postseasons.

The SEC became the first conference to send at least 10 teams to postseason bowls in four consecutive seasons in 2016. The SEC also sent a NCAA-record 12 teams to participate in postseason bowl games in 2014 and has sent no less than eight teams to post-season bowls in each of the last 11 seasons.

The SEC established a national-record with nine postseason victories in 2015 and owned the previous record for postseason bowl victories with seven wins in 2007, 2013 and 2014.

Most Bowl Appearances – Single Season

1. 12 – SEC, 2014, 2016
2. 11 - SEC, 2018
 - 11 – ACC, 2013, 2014, 2016, 2018
3. 10 – SEC, 2009, 2010, 2013, 2015
 - 10 – ACC, 2008, 2017
 - 10 – Big Ten, 2011, 2014, 2015, 2016
 - 10 - Pac-12, 2015
6. 9 – SEC, 2000, 2006, 2007, 2011, 2012, 2017
 - 9 – ACC, 2010, 2015
 - 9 – Big 12, 2012
 - 9 – Pac 12, 2013, 2017
 - 9 - Big Ten, 2018
 - 9 – Conference USA, 2017

Most Bowl Wins – Single Season

1. 9 – SEC, 2015 (9-2)
 - 9 – ACC, 2016 (9-3)
3. 7 – SEC, 2007 (7-2); 2013 (7-3); 2014 (7-5)
4. 7 – Big Ten, 2017 (7-1)
5. 6 – SEC, 2016 (6 times); Big 12 (once); Pac-12 (3 times); Big Ten (once)

SEC IN POST-SEASON BOWLS

SEC IN THE BOWLS

BOWL APPEARANCES

(Entering 2018 Bowl Season)

		2017 Bowl
1. ALABAMA	66	Sugar
2. Texas	54	
Southern California	54	
4. GEORGIA	53	Rose
Nebraska	53	
6. TENNESSEE	52	
7. Oklahoma	51	
8. LSU	49	Citrus
Ohio State	49	
10. Penn State	48	
11. Michigan	47	
Florida State	47	
13. Georgia Tech	46	
14. FLORIDA	43	
15. ARKANSAS	42	
AUBURN	42	Peach
17. Clemson	40	
18. Texas Tech	39	
TEXAS A&M	39	Belk
Miami (Fla.)	39	
21. Washington	38	
22. OLE MISS	37	
UCLA	37	
Notre Dame	37	
West Virginia	37	

BOWL VICTORIES

1. ALABAMA	39
2. Southern California	34
3. GEORGIA	31
4. Oklahoma	29
Penn State	29
6. TENNESSEE	28
Florida State	28
8. Texas	27
9. Nebraska	26
10. LSU	25
11. OLE MISS	24
Georgia Tech	24
13. AUBURN	23
14. FLORIDA	22
Ohio State	22
16. Michigan	21
17. Clemson	20
18. Miami (Fla.)	19
19. Notre Dame	18
20. T. EXAS A&M	17
Washington	17
Oklahoma State	17
N.C. State	17
24. UCLA	16
25. West Virginia	15
ARKANSAS	15

SEC COACHES' BOWL RECORDS

Below is a recap of how each of the current SEC coaches have fared in previous post-season bowl games (alphabetical by school):

Coach	G	W-L-T	Pct.
Nick Saban, Alabama	22	13-9-0	.591
Chad Morris, Arkansas	0	0-0-0	.000
Gus Malzahn, Auburn	5	1-4-0	.200
Dan Mullen, Florida	6	5-2-0	.714
Kirby Smart, Georgia	3	2-1-0	.667
Mark Stoops, Kentucky	2	0-1-0	.000
Ed Orgeron, LSU	2	1-1-0	.500
Matt Luke, Ole Miss	0	0-0-0	.000
Joe Moorhead, Miss. State	0	0-0-0	.000
Barry Odom, Missouri	1	0-1-0	.000
Will Muschamp, South Carolina	5	3-2-0	.600
Jeremy Pruitt, Tennessee	0	0-0-0	.000
Jimbo Fisher, Texas A&M	7	5-2-0	.714
Derek Mason, Vanderbilt	1	0-1-0	.000

SEC COMPOSITE BOWL RECORD

School	W-L-T	Pct.
Alabama	39-25-3	.604
Arkansas	15-24-3	.393
Auburn	23-17-2	.571
Florida	22-21-0	.512
Georgia	31-20-3	.602
Kentucky	8-9-0	.472
LSU	25-23-1	.521
Ole Miss	24-13-0	.649
Mississippi State	13-8-0	.619
Missouri	15-17-0	.469
South Carolina	9-13-0	.409
Tennessee	28-24-0	.538
Texas A&M	17-22-0	.564
Vanderbilt	4-3-1	.563
OVERALL	273-240-13	.531

LAST APPEARANCE IN BOWL GAMES

Alabama	2018 CFP Champ Game
Arkansas	2016 Belk
Auburn	2018 Peach
Florida	2017 Outback
Georgia	2018 CFP Champ Game
Kentucky	2017 Music City
LSU	2018 Citrus
Ole Miss	2016 Sugar
Mississippi State	2017 Taxslayer
Missouri	2017 Texas
South Carolina	2017 Outback
Tennessee	2016 Music City
Texas A&M	2017 Belk
Vanderbilt	2016 Independence

SEC TOPS NATION IN BOWL APPEARANCES

The schools that currently comprise the SEC have appeared in 452 bowls (as of 2017-18 bowls). That is by far the most of any conference in the nation. Below is a look at how the various conferences have fared in bowl games in its history (using 2018 conference alignments):

Conference	Bowls	W-L-T	Pct.
SEC	452	239-200-13	.543
Pac-12	328	169-153-6	.524
ACC	364	185-174-5	.515
Big 12	303	147-152-4	.488
Conference USA	169	81-86-2	.488
American West	160	76-82-2	.477
Mountain West	142	66-73-3	.474
Sun Belt	41	21-20-0	.472
Big Ten	351	165-184-3	.464
Mid-American	96	35-61-0	.374

SEC vs. OTHER CONFERENCES IN BOWL GAMES

(Using 2018 conference alignments)

Conference	Bowls	W-L-T	Pct.
Big 12	114	57-54-3	.513
ACC	99	57-40-2	.586
Big Ten	95	59-36	.621
American	31	12-18-1	.403
Conference USA	24	19-5-0	.792
Pac-12	24	13-8-3	.619
Mountain West	14	8-6-0	.571
Mid-American	3	2-2-0	.333
Western Athletic	1	1-0-0	1.000

SEC YEAR-BY-YEAR IN POST-SEASON BOWLS

(Since 1992)

Year	Teams	W-L	Pct.
2017	9	5-6	.455
2016	12	6-7	.462
2015	10	9-2	.818
2014	12	7-5	.583
2013	10	7-3	.700
2012	9	6-3	.667
2011	9	6-3	.667
2010	10	5-5	.500
2009	10	6-4	.600
2008	8	6-2	.750
2007	9	7-2	.778
2006	9	6-3	.667
2005	6	3-3	.500
2004	6	3-3	.500
2003	7	5-2	.714
2002	7	3-4	.429
2001	8	5-3	.625
2000	9	4-5	.444
1999	8	4-4	.500
1998	8	4-4	.500
1997	6	5-1	.833
1996	5	5-0	1.000
1995	6	2-4	.333
1994	5	3-2	.600
1993	4	2-2	.500
1992	6	5-1	.833

SEC BOWL RECORDS (INDIVIDUAL) (Top three unless otherwise indicated/# - NCAA Record)

TOTAL OFFENSE**Most Plays**

68 - Hines Ward, Georgia vs. Virginia (1995 Peach)
 67 - Casey Clausen, Tennessee vs. Clemson (2004 Peach)
 66 - Dak Prescott, Mississippi State vs. Georgia Tech (2014 Orange)

Most Total Yards

533 - Tim Tebow, Florida vs. Cincinnati (2010 Sugar)
 516 - Johnny Manziel, Texas A&M vs. Oklahoma (2013 Cotton)
 500 - Dak Prescott, Mississippi State vs. Georgia Tech (2014 Orange)

Highest Average Per Play

16.5 - Sony Michel, Georgia vs. Oklahoma (2018 Rose Bowl)
 15.2 - Travin Dural, LSU vs. Notre Dame (2014 Music City)

Most Touchdowns Responsible For

5 - Kyle Allen, Texas A&M vs. West Virginia (2014 Liberty)
 5 - Johnny Manziel, Texas A&M vs. Duke (2013 Chick-fil-A)
 5 - Dak Prescott, Mississippi State vs. Rice (2013 Liberty)
 5 - Aaron Murray, Georgia vs. Nebraska (2013 Capital One)
 5 - Casey Clausen, Tennessee vs. Michigan (2002 Citrus)

RUSHING**Most Attempts**

43 - Fred Taylor, Florida vs. Penn State (1998 Citrus)
 39 - Errict Rhett, Florida vs. N.C. State (1992 Gator)
 37 - Ronnie Brown, Auburn vs. Penn State (2003 Capital One)

Most Net Yards

266 - Nick Chubb, Georgia vs. Louisville (2014 Belk)
 250 - Chuck Webb, Tennessee vs. Arkansas (1990 Cotton)
 234 - Kevin Faulk, LSU vs. Michigan State (1995 Independence)
 234 - Fred Taylor, Florida vs. Penn State (1998 Citrus)

Highest Average per Rush

16.5 - Sony Michel, Georgia vs. Oklahoma (2018 Rose Bowl) [11-181]
 16.0 - I'Tavius Mathers, Ole Miss vs. Pitt (2013 BBVA Compass) [6 for 96]
 15.2 - Travin Dural, LSU vs. Notre Dame (2014 Music City) [4 for 61]
 15.0 - Kenyan Drake, Alabama vs. Michigan State (2016 Cotton Bowl) [4 for 60]

Most Rushing Touchdowns

4 - Domanick Davis, LSU vs. Illinois (2002 Sugar)
 4 - Leonard Fournette, LSU vs. Texas Tech (2015 Texas)

All-Purpose Rushing Yards

#359 - Sherman Williams, Alabama vs. Ohio State (1995 Citrus)
 267 - Jameon Lewis, Mississippi State vs. Rice (2013 Liberty)
 266 - Nick Chubb, Georgia vs. Louisville (2014 Belk)

PASSING**Most Attempts**

63 - Nick Starkel, Texas A&M vs. Wake Forest (2017 Belk)
 59 - Hines Ward, Georgia vs. Virginia (1995 Peach)
 58 - Shane Matthews, Florida vs. Notre Dame (1992 Sugar)

Most Completions

42 - Nick Starkel, Texas A&M vs. Wake Forest (2017 Belk)
 38 - Whit Taylor, Vanderbilt vs. Air Force (1982 Hall of Fame)
 33 - David Smith, Alabama vs. Army (1988 Sun)
 33 - Dak Prescott, Mississippi State vs. Georgia Tech (2014 Orange)

Most Consecutive Completions

#19 - Mike Bobo, Georgia vs. Wisconsin (1998 Outback)
 13 - Jeff Francis, Tennessee vs. Indiana (1988 Peach)
 12 - Tim Tebow, Florida vs. Cincinnati (2010 Sugar)

Most Net Yards

499 - Nick Starkel, Texas A&M vs. Wake Forest (2017 Belk)
 482 - Tim Tebow, Florida vs. Cincinnati (2010 Sugar)
 453 - Dak Prescott, Mississippi State vs. Georgia Tech (2014 Orange)

Most Touchdown Passes Thrown

5 - Aaron Murray, Georgia vs. Nebraska (2013 Capital One)
 4 - Peyton Manning, Tennessee vs. Northwestern (1997 Citrus)
 4 - Rex Grossman, Florida vs. Maryland (2002 Orange)
 4 - Kyle Allen, Texas A&M vs. West Virginia (2014 Liberty)
 4 - Dak Prescott, Mississippi State vs. N.C. State (2015 Belk)
 4 - Chad Kelly, Ole Miss vs. Oklahoma State (2016 Sugar)
 4 - Nick Starkel, Texas A&M vs. Wake Forest (2017 Belk)

Highest Completion Percentage

#.929 (26-28) - Mike Bobo, Georgia vs. Wisconsin (1998 Outback)
 .886 (31-35) - Tim Tebow, Florida vs. Cincinnati (2010 Sugar)
 .880 (22-25) - Connor Shaw, South Carolina vs. Wisconsin (2014 Capital One)

RECEIVING**Most Receptions**

#20 - Norman Jordan, Vanderbilt vs. Air Force (1982 Hall of Fame)
 14 - Josh Reed, LSU vs. Illinois (2002 Sugar)
 14 - Deebo Samuel, South Carolina vs. USF (2016 Birmingham)

Most Yards

239 - Josh Reed, LSU vs. Illinois (2002 Sugar)
 220 - Jameon Lewis, Mississippi State vs. Rice (2013 Liberty)
 208 - O.J. Howard, Alabama vs. Clemson (2016 CFP National Championship)
 205 - Tavarres King, Georgia vs. Michigan State (2012 Outback)

Highest Average per Reception

68.0 (2-136) - Chris Conley, Georgia vs. Nebraska (2013 Capital One)
 49.8 (4-199) - Peerless Price, Tennessee vs. Florida State (1999 Fiesta)
 41.6 (5-208) - O.J. Howard, Alabama vs. Clemson (2016 CFP National Championship)

Most TD Receptions

3 - Seven Times [Most Recent: Christian Kirk, Texas A&M vs. Wake Forest, 2016 Sugar]

SCORING**Most Points**

30 - Leonard Fournette, LSU vs. Texas Tech (2015 Texas)
 24 - Domanick Davis, LSU vs. Illinois (2002 Sugar)
 24 - Sony Michel, Georgia vs. Oklahoma (2018 Rose)
 19 - Bobby Luna, Alabama vs. Syracuse (1953 Orange) [2 TD, 7 PAT]

Most Touchdowns

5 - Leonard Fournette, LSU vs. Texas Tech (2015 Texas)
 4 - Domanick Davis, LSU vs. Illinois (2002 Sugar)

KICKING**Most Field Goals Made**

#5 - Tim Rogers, Mississippi State vs. N.C. State (1995 Peach)
 #5 - Arden Czyzewski, Florida vs. Notre Dame (1992 Sugar)
 #5 - Jeremy Shelley, Alabama vs. LSU (2012 BCS Championship)
 4 - Marshall Morgan, Georgia vs. Nebraska (2014 Gator)
 4 - Billy Bennett, Georgia vs. Florida State (2003 Sugar)
 4 - Kanon Parkman, Georgia vs. Virginia (1995 Peach)
 4 - Tim Davis, Alabama vs. Ole Miss (1964 Sugar)

Most Points by a Kicker

16 - Tim Rogers, Mississippi State vs. N.C. State (1995 Peach) [5 FG, 1 PAT]
 16 - Arden Czyzewski, Florida vs. Notre Dame (1992 Sugar) [5 FG, 1 PAT]
 15 - Jeremy Shelley, Alabama vs. LSU (2012 BCS Championship) [5 FGs]

PUNTING**Highest Average per Punt**

55.0 - JK Scott (Alabama) vs. Ohio State (2015 Sugar) [7-385]
 54.0 - Johnny Townsend (Florida) vs. Michigan (2016 Citrus) [4-216]
 52.3 - Chris Hogue, Tennessee vs. Nebraska (1998 Orange) [6-314]
 50.0 - Dana Moore, Mississippi State vs. Nebraska (1980 Sun) [5-250]

RETURN YARDAGE**Most Kickoff Return Yards**

196 - Kenyan Drake, Alabama vs. Clemson (2016 CFP National Championship)
 174 - Noah Igbinoghene, Auburn vs. UCF (2018 Peach Bowl)
 146 - Sherman Williams, Alabama vs. Miami (1993 Sugar)

Most Punt Return Yards

108 - Freddie Milons, Alabama vs. Michigan (2000 Orange)
 106 - Marshay Green, Ole Miss vs. Oklahoma State (2010 Cotton)
 95 - Sherman Williams, Alabama vs. Miami (1993 Sugar)

DEFENSE**Most Interceptions**

3 - Bud McClinton, Auburn vs. Arizona (1968 Sun)
 3 - Tommy Luke, Ole Miss vs. Texas (1966 Bluebonnet)
 3 - Ray Brown, Ole Miss vs. Texas (1958 Sugar)
 3 - Mark McLaurin, Mississippi State vs. Louisville (2017 TaxSlayer Bowl)

Most Total Tackles

#31 - Lee Roy Jordan, Alabama vs. Oklahoma (1963 Orange)
 20 - Carl Zander, Tennessee vs. Maryland (1984 Sun)
 19 - Kevin Minter, LSU vs. Clemson (2012 Chick-Fil-A)

Most Sacks

4.5 - Reggie McKenzie, Tennessee vs. Maryland (1984 Sun)
 3 - Nine Times [Most Recent: Tashawn Bower, LSU vs. Louisville (2017 Citrus)]

Most Pass Deflections

4 - Five Players [Most Recent: Chris Cummings, LSU vs. Notre Dame, 1997 Independence]

SEC BOWL RECORDS (TEAM) (Top three unless otherwise indicated/# - NCAA Records)

TOTAL OFFENSE**Most Plays**

97 - LSU vs. Illinois (2002 Sugar)
 95 - Georgia vs. Virginia (1995 Peach)
 95 - LSU vs. Texas (2003 Cotton)

Most Plays, Both Teams

191 - Texas A&M (94) vs. Wake Forest (97) (2017 Belk)
 187 - Missouri (91) vs. Oklahoma State (96) (2014 Cotton)
 171 - Auburn (82) vs. Arizona (89) (1968 Sun)
 169 - Tennessee (77) vs. Purdue (92) (1979 Bluebonnet)

Most Yards

659 - Florida vs. Maryland (2002 Orange)
 659 - Florida vs. Cincinnati (2010 Sugar)
 638 - LSU vs. Texas Tech (2015 Texas)
 633 - Texas A&M vs. Oklahoma (2013 Cotton)

Most Yards, Both Teams

1,260 - Texas A&M (614) vs. Wake Forest (660) (2017 Belk)
 1,202 - Texas A&M (541) vs. Duke (661) (2013 Chick-fil-A)
 1,182 - Mississippi State (605) vs. Georgia Tech (577) (2014 Orange)
 1,048 - Ole Miss (333) vs. Michigan (715) (1991 Gator)

Highest Average per Play

10.3 (62-638) - LSU vs. Texas Tech (2015 Texas)
 9.6 (66-633) - Texas A&M vs. Oklahoma (2013 Cotton)
 9.4 (70-659) - Florida vs. Cincinnati (2010 Sugar)
 8.9 (74-659) - Florida vs. Maryland (2002 Orange)
 8.4 (68-569) - Arkansas vs. Kansas State (2015 Liberty Bowl)
 8.4 (52-436) LSU vs. Notre Dame (2014 Music City)
 8.4 (63-526) - Georgia vs. Oklahoma (2018 Rose)
 8.3 (71-589) - Georgia vs. Nebraska (2013 Capital One)

RUSHING**Most Attempts**

68 - Mississippi State vs. North Carolina (1974 Sun)

Most Attempts, Both Teams

#122 - Mississippi State (68) vs. North Carolina (54) (1974 Sun)
 116 - Alabama (46) vs. Colorado (70) (1969 Liberty)
 113 - Auburn (42) vs. Missouri (71) (1973 Sun)

Most Net Yards

455 - Mississippi State vs. North Carolina (1974 Sun)
 423 - Auburn vs. Baylor (1954 Gator)

Most Net Yards, Both Teams

732 - Mississippi State (455) vs. North Carolina (277) (1974 Sun)
 681 - Tennessee (320) vs. Arkansas (361) (1990 Cotton)
 628 - Alabama (155) vs. Colorado (473) (1969 Liberty)

Highest Rushing Average

10.5 (31-326) - Texas A&M vs. Oklahoma (2013 Cotton)

PASSING**Most Attempts**

63 - Texas A&M vs. Wake Forest (2017 Belk)
 59 - Georgia vs. Virginia (1995 Peach)
 58 - Florida vs. Notre Dame (1992 Sugar)

Most Attempts, Both Teams

112 - Texas A&M (63) vs. Wake Forest (49) (2017 Belk)
 111 - Auburn (33) vs. Northwestern (78) (OT) (2010 Outback)
 101 - Missouri (44) vs. Oklahoma State (57) (2014 Cotton)
 100 - Kentucky (50) vs. Florida State (50) (2007 Music City)

Most Completions

42 - Texas A&M vs. Wake Forest (2017 Belk)
 38 - Vanderbilt vs. Air Force (1982 Hall of Fame)
 33 - Alabama vs. Army (1988 John Hancock)
 33 - Florida vs. Maryland (2002 Orange)
 33 - Mississippi State vs. Georgia Tech (2014 Orange)

Most Completions, Both Teams

74 - Texas A&M (42) vs. Wake Forest (32) (2017 Belk)
 67 - Auburn (20) vs. Northwestern (47) (OT) (2010 Outback)
 59 - Texas A&M (30) vs. Duke (29) (2013 Chick-fil-A)

Most Yards

499 - Texas A&M vs. Wake Forest (2017 Belk)
 482 - Florida vs. Cincinnati (2010 Sugar)
 456 - Florida vs. Maryland (2002 Orange)

Most Yards, Both Teams

899 - Texas A&M (499) vs. Wake Forest (400) (2017 Belk)
 809 - Texas A&M (382) vs. Duke (427) (2013 Chick-fil-A)
 774 - Florida (449) vs. Florida State (325) (1995 Sugar)

Highest Completion Percentage

.900 (9-10) - Ole Miss vs. Air Force (1992 Liberty)
 .897 (26-29) - Georgia vs. Wisconsin (1998 Outback)
 .885 (23-26) - South Carolina vs. Wisconsin (2014 Capital One)

SCORING**Most Touchdowns**

9 - Alabama vs. Syracuse (1953 Orange)
 8 - LSU vs. Texas Tech (2015 Texas)
 8 - Florida vs. Maryland (2002 Orange)
 7 - LSU vs. Illinois (2002 Sugar)
 7 - Florida vs. Cincinnati (2010 Sugar)
 7 - Mississippi State vs. N.C. State (2015 Belk)
 7 - Texas A&M vs. Wake Forest (2017 Belk)
 7 - Georgia vs. Oklahoma (2017 Belk)

Most Touchdowns, Both Teams

14 - Texas A&M (7) vs. Wake Forest (7) (2017 Belk)
 13 - Georgia (7) vs. Oklahoma (6) (2018 Rose)
 12 - Texas A&M (6) vs. Duke (6) (2013 Chick-fil-A)
 12 - LSU (7) vs. Illinois (5) (2002 Sugar)
 12 - LSU (8) vs. Texas Tech (4) (2015 Texas)
 11 - 17 times, last, South Carolina (5) vs. USF (6) (2016 Birmingham)

Most Field Goals

#5 - Mississippi State vs. N.C. State (1995 Peach)
 #5 - Florida vs. Notre Dame (1992 Sugar)
 #5 - Alabama vs. LSU (2012 BCS Championship)
 4 - Georgia vs. Nebraska (2014 Gator)
 4 - Alabama vs. Ole Miss (1964 Sugar)
 4 - Georgia vs. Virginia (1995 Peach)
 4 - Georgia vs. Florida State (2003 Sugar)
 4 - LSU vs. Miami, Fla. (2006 Peach)

Most Field Goals, Both Teams

#7 - Mississippi State (5) vs. N.C. State (2) (1995 Peach)
 6 - Georgia (4) vs. Virginia (2), (1995 Peach)
 6 - Florida (5) vs. Notre Dame (1) (1992 Sugar)
 6 - Auburn (3) vs. Syracuse (3) (1988 Sugar)
 6 - Tennessee (1) vs. Maryland (5) (1983 Citrus)

Most Points Scored

61 - Alabama vs. Syracuse (1953 Orange)
 56 - LSU vs. Texas Tech (2015 Texas)
 56 - Florida vs. Maryland (2002 Orange)
 54 - Georgia vs. Oklahoma (2018 Rose)
 52 - Texas A&M vs. Duke (2013 Chick-fil-A)
 52 - Florida vs. Florida State (1997 Sugar)
 52 - Texas A&M vs. Wake Forest (2017 Belk)

Most Points Scored, Both Teams

107 - Texas A&M (52) vs. Wake Forest (55) (2017 Belk)
 102 - Georgia (54) vs. Oklahoma (48) (2018 Rose)
 100 - Texas A&M (52) vs. Duke (48) (2013 Chick-fil-A)
 87 - Ole Miss (38) vs. West Virginia (49) (2000 Music City)

MISCELLANEOUS RECORDS**Most First Downs**

33 - Mississippi State vs. Georgia Tech (2015 Orange)
 32 - LSU vs. Illinois (2002 Sugar)
 32 - Tennessee vs. Texas A&M (2005 Cotton)
 32 - Texas A&M vs. Wake Forest (2017 Belk)

Most Punts

16 - Alabama vs. Texas A&M (1942 Cotton)
 15 - Tennessee vs. Rice (1947 Orange)
 14 - LSU vs. Santa Clara (1938 Sugar)

Highest Punting Average

55.0 (7-385) - Alabama vs. Ohio State (2015 Sugar)
 54.0 (4-216) - Florida vs. Michigan (2016 Citrus)
 52.3 (6-314) - Tennessee vs. Nebraska (1998 Orange)

Most Fumbles

#11 - Ole Miss vs. Alabama (1964 Sugar)
 7 - Five Times

Most Fumbles Lost

#6 - Ole Miss vs. Alabama (1964 Sugar) (11 fumbles)
 5 - Georgia vs. Stanford (1978 Bluebonnet) (6 fumbles)
 5 - Auburn vs. Texas (1974 Gator) (7 fumbles)
 5 - Georgia vs. Arkansas (1969 Sugar) (7 fumbles)
 5 - Auburn vs. Vanderbilt (1955 Gator) (5 fumbles)

Most Penalties

#21 - Mississippi State vs. Clemson (1999 Peach)
 18 - Alabama vs. Michigan (2000 Orange)

Most Yards Penalized

188 - Mississippi State vs. Clemson (1999 Peach)
 140 - Auburn vs. Northwestern (2010 Outback)
 132 - Alabama vs. Michigan (2000 Orange)

Fewest Rushing Yards Allowed

-48 - Alabama vs. Michigan State (28 attempts) (2011 Capital One)

Largest Deficit Overcome to Win

25 - Georgia (28) vs. Purdue (25) (2000 Outback) (UGA trailed 25-0 in 2nd quarter)

SEC FOOTBALL PLAYERS OF THE WEEK

2018 SEASON

Week 1 (Games of Aug. 30 - Sept. 2): Offense - Scottie Phillips, RB, Ole Miss; Defense - Darrell Williams, LB, Auburn; Jacob Phillips, LB, LSU; Special Teams - Luke Logan, PK, Ole Miss; Cole Tracy, PK, LSU; Offensive Lineman - Greg Little, OL, Ole Miss; Defensive Lineman - Nick Coe, DL, Auburn; Quinnen Williams, DL, Alabama; Freshman - Jaylen Waddle, WR/PR, Alabama.

Week 2 (Games of Sept. 8): Offense - Kylin Hill, RB, Mississippi State; Defense - Josh Allen, LB, Kentucky; Special Teams - Rodrigo Blankenship, PK, Georgia; Offensive Lineman - Jervontius "Bunchy" Stallings, OG, Kentucky; Defensive Lineman - Montez Sweat, DE, Mississippi State; Freshman - Bryce Thompson, DB, Tennessee.

Week 3 (Games of Sept. 15): Offense - Joe Burrow, QB, LSU; Defense - Christian Miller, LB, Alabama; Special Teams - Cole Tracy, PK, LSU; Offensive Lineman - Elgton Jenkins, C, Mississippi State; Defensive Lineman - Jabari Zuniga, DL, Florida; Freshman - Jalen Knox, WR, Missouri.

Week 4 (Games of Sept. 22): Offense - Tua Tagovailoa, QB, Alabama; Defense - Josh Allen, LB, Kentucky; Special Teams - Noah Igbinoghene, KR, Auburn; Offensive Lineman - Jervontius "Bunchy" Stallings, OG, Kentucky; Defensive Lineman - Isaiah Buggs, DE, Alabama; Javon Kinlaw, DT, South Carolina; Freshman - Dameon Pierce, RB, Florida.

Week 5 (Games of Sept. 29): Offense - Joe Burrow, QB, LSU; Defense - Josh Allen, LB, Kentucky; Special Teams - Braden Mann, P, Texas A&M; Offensive Lineman - George Asafo-Adjei, OT, Kentucky; Defensive Lineman - Jachai Polite, DL, Florida; Freshman - Evan McPherson, PK, Florida.

Week 6 (Games of Oct. 6): Offense - Nick Fitzgerald, QB, Mississippi State; Defense - Vosean Joseph, LB, Florida; Special Teams - Parker White, PK, South Carolina; Braden Mann, P/KOS, Texas A&M; Offensive Lineman - Ross Pierschbacher, C, Alabama; Defensive Lineman - Montez Sweat, DL, Mississippi State; Freshman - Jaycee Horn, DB, South Carolina.

Week 7 (Games of Oct. 13): Offense - Jordan Ta'amu, QB, Ole Miss; Jarrett Guarantano, QB, Tennessee; Defense - Devin White, LB, LSU; Special Teams - Cole Tracy, PK, LSU; Offensive Lineman - Jedrick Wills Jr., RT, Alabama; Defensive Lineman - Kyle Phillips, DE, Tennessee; Freshman - Evan McPherson, K, Florida.

Week 8 (Games of Oct. 20): Offense - Tua Tagovailoa, QB, Alabama; Defense - Grant Delpit, S, LSU; Special Teams - Cole Tracy, PK, LSU; Offensive Lineman - George Asafo-Adjei, OT, Kentucky; Defensive Lineman - Nick Coe, DL, Auburn; Freshman - Jalen Knox, WR, Missouri.

Week 9 (Games of Oct. 27): Offense - Nick Fitzgerald, QB, Mississippi State; Jacob Fromm, QB, Georgia; Defense - Josh Allen, LB, Kentucky; Special Teams - Lynn Bowden, PR, Kentucky; Offensive Lineman - Justin Skule, OT, Vanderbilt; Defensive Lineman - D.J. Wonnum, DL, South Carolina; Freshman - Dylan Wonnum, OL, South Carolina.

Week 10 (Games of Nov. 3): Offense - Drew Lock, QB, Missouri; D'Andre Swift, RB, Georgia; Defense - Quinnen Williams, DL, Alabama; Special Teams - Deebo Samuel, KR, South Carolina; Offensive Lineman - Jonah Williams, LT, Alabama; Andrew Thomas, OL, Georgia; Defensive Lineman - Nick Coe, DL, Auburn; Freshman - Seth Williams, WR, Auburn.

Week 11 (Games of Nov. 10): Offense - Trayveon Williams, RB, Texas A&M; D'Andre Swift, RB, Georgia; Defense - Darrell Taylor, LB, Tennessee; Special Teams - Braden Mann, P/KOS, Texas A&M; Offensive Lineman - Jonah Williams, LT, Alabama; Martez Ivey, OL, Florida; Defensive Lineman - Quinnen Williams, DL, Alabama; Freshman - Daniel Parker, TE, Missouri.

Week 12 (Games of Nov. 17): Offense - Drew Lock, QB, Missouri; Defense - Johnathan Abram, S, Mississippi State; Josh Paschal, LB, Kentucky; Special Teams - Luke Logan, PK, Ole Miss; Offensive Lineman - Deion Calhoun, OG, Mississippi State; Defensive Lineman - Dayo Obeyingbo, DL, Vanderbilt; Freshman - Justin Fields, QB, Georgia.

Week 13 (Games of Nov. 22-24): Offense - Kyle Shurmur, QB, Vanderbilt; Tua Tagovailoa, QB, Alabama; Defense - Jordan Elliott, DT, Missouri; Devin White, LB, LSU; Special Teams - Braden Mann, P/KOS, Texas A&M; Offensive Lineman - Erik McCoy, C, Texas A&M; Elgton Jenkins, C, Mississippi State; Defensive Lineman - Jeffery Simmons, DL, Mississippi State; Freshman - C.J. Bolar, WR, Vanderbilt.

2017 SEASON

Week 1 (Games of Aug. 31-Sept. 4): Offense - Drew Lock, QB, Missouri; Defense - Shaun Dion Hamilton, LB, Alabama; Special Teams - Deebo Samuel, WR/KR, South Carolina; Offensive Lineman - Garrett Brumfield, OG, LSU; Defensive Lineman - Denzil Ware, DE/LB, Kentucky; Freshman - Chase Hayden, RB, Arkansas.

Week 2 (Games of Sept. 9): Offense - Shea Patterson, QB, Ole Miss; Defense - Lorenzo Carter, LB, Georgia; Special Teams - Deebo Samuel, WR/KR, South Carolina; Offensive Lineman - Matt Womack, OL, Alabama; Defensive Lineman - Jeffery Simmons, DL, Mississippi State; Freshman - Ty Chandler, KR, Tennessee.

Week 3 (Games of Sept. 16): Offense - Nick Fitzgerald, QB, Mississippi State; Defense - Derrick Baity Jr., CB, Kentucky; LaDarius Wiley, S, Vanderbilt; Special Teams - Austin MacGinnis, PK, Kentucky; Offensive Lineman - Darryl Williams, OL, Mississippi State; Defensive Lineman - Jeffery Simmons, DL, Mississippi State; Freshman - C.J. Henderson, DB, Florida.

Week 4 (Games of Sept. 23): Offense - Damien Harris, RB, Alabama; Defense - Cece Jefferson, DL, Florida; Special Teams - Christian Kirk, WR/KR, Texas A&M; Offensive Lineman - Ross Pierschbacher, OL, Alabama; Defensive Lineman - Marlon Davidson, DL, Auburn; Freshman - Jake Fromm, QB, Georgia.

Week 5 (Games of Sept. 30): Offense - Nick Chubb, RB, Georgia; Jarrett Stidham, QB, Auburn; Defense - Levi Wallace, DB, Alabama; Special Teams - Josh Paschal, DE, Kentucky; Offensive Lineman - Brett Heggie, OL, Florida; Defensive Lineman - Landis Durham, DE, Texas A&M; Freshman - Malik Davis, RB, Florida; Nick Coe, DL, Auburn.

Week 6 (Games of Oct. 7): Offense - Kerryon Johnson, RB, Auburn; Defense - Minkah Fitzpatrick, DB, Alabama; Devin White, LB, LSU; Special Teams - Daniel Carlson, PK, Auburn; Offensive Lineman - Isaiah Wynn, LT, Georgia; Defensive Lineman - D.J. Wonnum, DL, South Carolina; Freshman - Lynn Bowden, WR/KR, Kentucky.

Week 7 (Games of Oct. 14): Offense - DJ Chark, WR/PR, LSU; Shea Patterson, QB, Ole Miss; Defense - Devin White, LB, LSU; Special Teams - Daniel LaCamera, PK, Texas A&M; Offensive Lineman - Jonah Williams, OL, Alabama; Defensive Lineman - Marquis Haynes, DE, Ole Miss; D.J. Wonnum, DL, South Carolina; Freshman - Jake Fromm, QB, Georgia.

Week 8 (Games of Oct. 21): Offense - Derrius Guice, RB, LSU; Defense - Levi Wallace, DB, Alabama; Jeff Holland, DE, Auburn; Special Teams - Connor Culp, PK, LSU; Offensive Lineman - Deion Calhoun, RG, Mississippi State; Defensive Lineman - Montez Sweat, DE, Mississippi State; Freshman - Nick Coe, DL, Auburn; Albert Okwuegbunam, TE, Missouri.

Week 9 (Games of Oct. 28): Offense - Nick Fitzgerald, QB, Mississippi State; Benny Snell Jr., RB, Kentucky; Defense - Jordan Jones, LB, Kentucky; J.R. Reed, DB, Georgia; Special Teams - De'Vion Warren, WR/KR, Arkansas; Offensive Lineman - Alan Knott, C, South Carolina; Defensive Lineman - Montez Sweat, DL, Mississippi State; Freshman - Cole Kelley, QB, Arkansas.

Week 10 (Games of Nov. 4): Offense - Jordan Ta'amu, QB, Ole Miss; Defense - Ronnie Harrison, DB, Alabama; Anthony Sherrills, S, Missouri; Special Teams - JK Scott, P, Alabama; Offensive Lineman - Braden Smith, RG, Auburn; Defensive Lineman - Josiah Coatney, DL, Ole Miss; Freshman - DK Metcalf, WR, Ole Miss; Aidan Marshall, P, Auburn.

Week 11 (Games of Nov. 11): Offense - Kerryon Johnson, RB, Auburn; Defense - Devin White, LB, LSU; Special Teams - Daniel Carlson, PK, Auburn; Offensive Lineman - Casey Dunn, C, Auburn; Defensive Lineman - Denzil Ware, DE/LB, Kentucky; Marcell Frazier, DL, Missouri; Freshman - Nick Starkel, QB, Texas A&M; Larry Rountree III, RB, Missouri.

Week 12 (Games of Nov. 18): Offense - Nick Chubb, RB, Georgia; Defense - Derrick Tucker, S, Texas A&M; Special Teams - Zach Von Rosenberg, P, LSU; Offensive Lineman - JC Hassenauer, OL, Alabama; Defensive Lineman - Montez Sweat, DL, Mississippi State; Marcell Frazier, DL, Missouri; Freshman - Albert Okwuegbunam, TE, Missouri.

Week 13 (Games of Nov. 23-25): Offense - Jarrett Stidham, QB, Auburn; Drew Lock, QB, Missouri; Defense - Devin White, LB, LSU; Special Teams - Gary Wunderlich, K, Ole Miss; Offensive Lineman - Greg Little, OL, Ole Miss; Bruno Reagan, OL, Vanderbilt; Defensive Lineman - Nick Coe, DL, Auburn; Freshman - Jake Fromm, QB, Georgia.

SEC vs. NON-CONFERENCE TEAMS

[Conference alignment at times games were played]

2018 SEC NON-CONFERENCE RECORD [50-6]

(Includes Bowl Games)

Conference	2018 App.	W-L	Pct.	Since 1995*
American	2	2-0	-	35-34 (.507) #
Atlantic Coast	7	5-2	-	114-80 (.588)
Big Ten	1	1-0	-	55-37 (.593)
Big 12	2	2-1	-	51-36-1 (.585)
Conference USA	11	10-1	-	156-28 (.848)
Mid-American	3	3-0	-	69-6 (.920)
Mountain West	4	3-1	-	25-8 (.758)
Pac-12	1	1-0	-	23-16 (.590)
Sun Belt	6	5-1	-	166-10 (.943)
Western Athletic	0	0-0	-	50-7 (.877)
FBS Independent	3	2-1	-	62-20 (.756)
Non-FBS	15	15-0	-	185-4 (.979)

*-using alignment during year played.

- formerly BIG EAST.

SEC NON-CONFERENCE RECORD (Since 1992)

Regular Season

Year	App.	W-L	Pct.	Bowls
1992	36	27-9	.750	5-1
1993	36	28-7-1	.792	2-2
1994	36	27-8-1	.764	3-2
1995	36	29-7	.806	2-4
1996	36	27-9	.750	5-0
1997	36	32-4	.889	5-1
1998	36	27-9	.750	4-4
1999	36	28-8	.778	4-4
2000	36	27-9	.750	4-5
2001	36	29-7	.806	5-3
2002	49	37-12	.755	3-4
2003	46	31-15	.674	5-2
2004	36	25-11	.694	3-3
2005	36	27-9	.750	3-3
2006	48	41-7	.854	6-3
2007	48	40-8	.825	7-2
2008	48	37-11	.771	6-2
2009	48	42-6	.875	6-4
2010	48	41-7	.854	5-5
2011	48	42-6	.875	5-2
2012	56	48-8	.857	6-3
2013	56	47-9	.839	7-3
2014	55	48-7	.863	7-5
2015	55	45-10	.815	9-2
2016	54	42-12	.778	6-7
2017	55	45-10	.818	5-6
2018	56	50-6	.893	0-0
TOTALS	1202	969-231-2	.807	134-89 (.601)
TOTAL w/ BOWLS	1434	1,107-325-2	.773	

NON-CONFERENCE RECORDS (Does not include bowl games)

School	SINCE 1933					SINCE 2000					Current Streak
	Games	Won	Lost	Tied	Pct.	Games	Won	Lost	Tied	Pct.	
Alabama	339	272	61	6	.811	72	61	11	0	.847	W40
Arkansas	96	76	20	0	.792	72	61	11	0	.847	W1
Auburn	342	259	75	8	.769	72	60	12	0	.833	W6
Florida	365	249	107	9	.695	70	54	16	0	.771	W4
Georgia	393	290	89	14	.756	72	64	8	0	.889	W8
Kentucky	351	241	102	9	.699	72	54	18	0	.750	W4
LSU	372	281	80	11	.770	70	66	4	0	.943	W4
Ole Miss	360	264	88	8	.744	72	55	17	0	.764	W10
Mississippi State	334	243	83	8	.740	72	53	19	0	.736	W9
Missouri	28	23	5	0	.821	28	23	5	0	.821	W6
South Carolina	96	71	25	0	.740	72	58	14	0	.806	W1
Tennessee	375	297	69	9	.804	72	60	12	0	.833	W3
Texas A&M	28	26	2	0	.929	28	26	2	0	.929	W2
Vanderbilt	335	205	121	9	.625	72	47	25	0	.653	W1
TOTALS	3815	2797	927	91	.745	916	742	174	0	.810	---

STATE OF THE SEC

Record Last Five Years (2014-Current)

	W-L		Pct.	Bowls	SEC Champ	SEC	National	AP
					Game App.	Champ		
Alabama	66-5	.930	5	4	4	3	4	
Georgia	52-15	.776	5	2	1	0	2	
LSU	43-19	.694	5	0	0	0	3	
Mississippi State	42-22	.656	5	0	0	0	2	
Auburn	40-25	.615	5	1	0	0	3	
Florida	39-23	.629	4	2	0	0	2	
Texas A&M	39-25	.609	5	0	0	0	0	
Ole Miss	35-27	.565	2	0	0	0	2	
Missouri	35-28	.556	3	1	0	0	1	
Tennessee	34-29	.540	3	0	0	0	2	
Kentucky	33-29	.532	4	0	0	0	0	
South Carolina	32-31	.508	4	0	0	0	0	
Arkansas	28-35	.444	3	0	0	0	0	
Vanderbilt	24-37	.393	2	0	0	0	0	

Record Last 10 Years (2009-Current)

	W-L		Pct.	Bowls	SEC Champ	SEC	National	AP
					Game App	Champ		
Alabama	125-12	.912	10	6	6	5	9	
LSU	96-32	.750	10	1	1	0	8	
Georgia	96-38	.716	10	4	1	0	4	
Auburn	85-46	.649	9	3	2	1	5	
Florida	82-45	.646	8	3	0	0	4	
Texas A&M	81-48	.628	10	0	0	0	2	
South Carolina	81-48	.628	9	1	0	0	4	
Missouri	79-49	.617	7	2	0	0	2	
Mississippi State	78-50	.609	9	0	0	0	3	
Ole Miss	65-60	.520	5	0	0	0	3	
Arkansas	64-62	.508	6	0	0	0	2	
Tennessee	62-63	.496	5	0	0	0	2	
Kentucky	55-69	.444	5	0	0	0	0	
Vanderbilt	52-72	.419	5	0	0	0	2	

SHUTOUTS IN THE SEC SINCE 1992

Which defenses in the SEC have posted the most shutouts since 1992:

Team	Total	Last
Alabama	34	11/3/18 vs. LSU (29-0)
Arkansas	9	10/20/17 vs. Tulsa (23-0)
Auburn	16	11/17/18 vs. Liberty (53-0)
Georgia	14	9/1/18 vs. Austin Peay (45-0)
Florida	12	9/17/16 vs. North Texas (32-0)
Kentucky	5	9/5/09 vs. Miami, Ohio (42-0)
LSU	20	9/8/18 vs. Southeastern Louisiana (31-0)
Ole Miss	13	11/8/14 vs. Presbyterian (48-0)
Mississippi State	10	9/2/17 vs. Charleston Southern (49-0)
Missouri	10	11/23/18 vs. Arkansas (38-0)
South Carolina	7	8/28/08 vs. N.C. State (34-0)
Tennessee	19	9/15/18 vs. UTEP (24-0)
Texas A&M	11	9/10/16 vs. Prairie View A&M (67-0)
Vanderbilt	4	9/9/17 vs. Alabama A&M (42-0)

CURRENT CONSECUTIVE GAMES WITHOUT BEING SHUTOUT

Southeastern Conference	Gms	Last Time Shutout
1. *Florida	383	Oct. 29, 1988 (lost to Auburn, 16-0)
2. Georgia	301	Sept. 30, 1995 (lost to Alabama, 31-0)
3. Alabama	239	Nov. 18, 2000 (lost to Auburn, 9-0)
4. South Carolina	166	Sept. 9, 2006 (lost to Georgia, 18-0)
5. Auburn	78	Nov. 24, 2012 (lost to Alabama, 49-0)
6. Kentucky	75	Nov. 3, 2012 (lost to Vanderbilt, 40-0)
7. Arkansas	0	Nov. 23, 2018 (lost to Missouri, 38-0)
8. Texas A&M	55	Oct. 18, 2014 (lost to Alabama, 59-0)
9. Ole Miss	50	Nov. 22, 2014 (lost to Arkansas, 30-0)
10. Vanderbilt	19	Sept. 23, 2017 (lost to Alabama, 59-0)
11. Tennessee	18	Sept. 30, 2017 (lost to Georgia, 41-0)
12. LSU	3	Nov. 3, 2018 (lost to Alabama, 29-0)
13. Mississippi State	2	Nov. 10, 2018 (lost to Alabama, 24-0)
14. Missouri	56	Oct. 11, 2014 (lost to Georgia, 34-0)

* - Longest streak in NCAA FBS history.

SEC STATISTICAL TRENDS

Below are some statistical trends in the SEC since conference expansion in 1992 through the 2017 season (Averages per Game Only):

Category	1992	1993	1994	1995	1996	1997	1998	1999	2000	2001	2002	2003	2004	2005	2006	2007	2008	2009	2010	2011	2012	2013	2014	2015	2016	2017
Scoring Offense	21.7	24.7	26.3	27.1	24.6	25.7	25.9	24.9	26.4	27.7	25.6	27.3	25.0	24.1	25.4	30.3	25.6	28.4	31.0	27.3	30.4	31.7	31.5	28.4	29.8	29.8
Total Offense	335.1	367.2	366.9	376.7	344.7	372.6	376.4	349.5	364.8	399.2	360.4	376.9	368.9	348.3	351.6	385.9	342.9	378.6	400.2	355.0	402.4	432.5	417.7	399.6	422.2	400.2
Rushing Offense	167.4	169.8	165.1	153.7	144.7	137.9	144.0	127.7	140.9	154.1	163.9	157.8	166.6	141.4	140.5	168.4	147.1	175.8	175.2	161.1	168.4	197.0	189.0	177.1	198.3	181.6
Passing Offense	167.7	197.4	201.8	223.0	200.0	234.7	232.4	221.8	223.9	245.1	196.5	219.1	202.3	206.9	211.1	217.5	195.8	202.8	225.0	193.9	234.0	235.5	228.7	222.4	224.0	218.6
Percent Run	49.9%	46.2%	44.9%	40.8%	41.9%	37.0%	38.3%	36.5%	38.6%	38.6%	45.5%	41.9%	45.2%	40.6%	39.9%	43.6%	42.9%	46.4%	43.8%	45.4%	41.8%	45.5%	45.2%	44.3%	47.0%	45.4%
Percent Pass	50.1%	53.8%	55.1%	59.2%	58.1%	63.0%	61.7%	63.5%	61.4%	61.4%	54.5%	58.1%	54.8%	59.4%	60.1%	56.8%	57.1%	53.6%	56.2%	54.6%	58.2%	54.5%	54.8%	55.7%	53.0%	54.6%
Scoring Defense	18.8	19.6	21.7	22.5	20.9	21.2	22.3	21.0	22.2	23.7	21.2	22.5	21.2	20.7	19.4	23.8	20.5	20.8	23.7	20.7	23.0	24.8	23.4	21.9	24.8	25.1
Total Defense	315.1	329.9	340.9	349.0	320.3	339.1	349.5	322.4	337.1	372.5	329.2	346.6	336.9	327.6	315.0	352.9	309.4	328.7	350.3	320.7	361.3	379.8	370.3	358.1	393.1	366.3
Rushing Defense	145.8	146.1	151.4	141.6	131.7	121.6	132.9	107.3	128.8	140.7	143.1	137.7	149.5	131.7	128.4	147.4	122.3	140.7	141.2	143.8	140.2	161.0	157.7	151.0	174.8	162.9
Passing Defense	169.3	183.8	189.5	207.4	188.6	217.5	216.6	215.1	208.3	231.8	186.1	208.9	187.4	195.9	186.6	205.5	187.1	188.0	209.1	176.9	221.2	218.7	212.6	207.1	218.4	203.5
Percent Run	46.3%	44.3%	44.4%	40.6%	41.1%	35.9%	38.0%	33.3%	38.2%	37.8%	43.5%	39.7%	44.4%	40.2%	40.8%	41.8%	39.5%	42.8%	40.3%	44.8%	38.7%	42.4%	42.6%	42.3%	44.5%	44.5%
Percent Pass	53.7%	55.7%	55.6%	59.4%	58.9%	64.1%	62.0%	66.7%	61.8%	62.2%	56.5%	60.3%	55.6%	58.8%	59.2%	58.2%	60.5%	57.2%	59.7%	55.2%	61.3%	57.6%	57.4%	57.8%	55.5%	55.6%

Career Statistical Leaders

Total Offensive Yards

- 13,562 - Aaron Murray, Georgia2010-13
- 12,232 - Tim Tebow, Florida2006-09
- 12,227 - Drew Lock, Missouri.....2015-18**
- 11,897 - Dak Prescott, Mississippi State2012-15
- 11,380 - Chris Leak, Florida2003-06
- 11,270 - David Greene, Georgia2001-04
- 11,020 - Peyton Manning, Tennessee.....1994-97
- 10,841 - Eric Zeier, Georgia1991-94
- 10,637 - Jared Lorenzen, Kentucky.....2000-03
- 10,500 - Danny Wuerffel, Florida1993-96

Highest Active Player

- 12,227 - Drew Lock, Missouri2015-18

Touchdowns Scored

- 57 - Tim Tebow, Florida2006-09
- 53 - Kevin Faulk, LSU1995-98
- 52 - Herschel Walker, Georgia1980-82
- 50 - Dalton Hilliard, LSU1982-85
- 50 - Shaun Alexander, Alabama1996-99
- 48 - Nick Chubb, Georgia2014-17
- 46 - Carnell Williams, Auburn2001-04
- 46 - Anthony Dixon, Mississippi State2006-09
- 46 - Mark Ingram, Alabama2008-10
- 46 - Benny Snell, Kentucky.....2016-18**

Highest Active Players

- 46 - Benny Snell, Kentucky2016-18
- 45 - Nick Fitzgerald, Mississippi State2014-18

Rushing Yards Gained

- 5,259 - Herschel Walker, Georgia1980-82
- 4,769 - Nick Chubb, Georgia2014-17
- 4,590 - Darren McFadden, Arkansas2005-07
- 4,557 - Kevin Faulk, LSU1995-98
- 4,303 - Bo Jackson, Auburn1982-85
- 4,178 - Ralph Webb, Vanderbilt2014-17
- 4,163 - Errict Rhett, Florida1990-93
- 4,050 - Dalton Hilliard, LSU1982-85
- 4,035 - Charles Alexander, LSU1975-78
- 3,994 - Anthony Dixon, Mississippi State2006-09

Highest Active Players

- 3,729 - Benny Snell, Kentucky2016-18
- 3,504 - Nick Fitzgerald, Mississippi State2014-18

Rushing Yards by Quarterbacks

- 3,504 - Nick Fitzgerald, Mississippi State.....2014-18**
- 2,947 - Tim Tebow, Florida2006-09
- 2,535 - Matt Jones, Arkansas2001-04
- 2,521 - Dak Prescott, Mississippi State2012-15
- 2,280 - John Bond, Mississippi State1980-83
- 2,169 - Johnny Manziel, Texas A&M2012-13
- 2,160 - Joshua Dobbs, Tennessee2013-16
- 1,976 - Jalen Hurts, Alabama2016-18**
- 1,884 - Phil Gargis, Auburn1973-76
- 1,868 - Don Smith, Mississippi State1983-86

Highest Active Player

- 3,504 - Nick Fitzgerald, Mississippi State2014-18

Rushing Touchdowns

- 55 - Tim Tebow, Florida2006-09
- 49 - Herschel Walker, Georgia1980-82
- 46 - Kevin Faulk, LSU1995-98
- 46 - Benny Snell, Kentucky.....2014-18**
- 45 - Carnell Williams, Auburn2001-04
- 45 - Nick Fitzgerald, Mississippi State2014-18**
- 44 - Dalton Hilliard, LSU1982-85
- 44 - Nick Chubb, Georgia2014-17
- 43 - Bo Jackson, Auburn1982-85
- 42 - Anthony Dixon, Mississippi State2006-09
- 42 - Derrick Henry, Alabama2013-15
- 42 - Mark Ingram, Alabama2008-10

Highest Active Players

- 46 - Benny Snell, Kentucky2016-18
- 45 - Nick Fitzgerald, Mississippi State2014-18

Pass Completions

- 921 - Aaron Murray, Georgia2010-13
- 895 - Chris Leak, Florida2003-06
- 863 - Peyton Manning, Tennessee1994-97
- 862 - Jared Lorenzen, Kentucky2000-03
- 860 - Drew Lock, Missouri2015-18**
- 849 - David Greene, Georgia2001-04
- 838 - Eric Zeier, Georgia1991-94
- 829 - Eli Manning, Ole Miss2000-03
- 795 - Tim Couch, Kentucky1996-98
- 791 - Andre' Woodson, Kentucky2004-07

Highest Active Player

- 860 - Drew Lock, Missouri2015-18

Passing Yards

- 13,166 - Aaron Murray, Georgia2010-13
- 11,820 - Drew Lock, Missouri2015-18**
- 11,528 - David Greene, Georgia2001-04
- 11,213 - Chris Leak, Florida2003-06
- 11,201 - Peyton Manning, Tennessee1994-97
- 11,153 - Eric Zeier, Georgia1991-94
- 10,875 - Danny Wuerffel, Florida1993-96
- 10,354 - Jared Lorenzen, Kentucky2000-03
- 10,119 - Eli Manning, Ole Miss2000-03
- 9,707 - Casey Clausen, Tennessee2000-03

Highest Active Player

- 11,820 - Drew Lock, Missouri2015-18

Passing Touchdowns

- 121 - Aaron Murray, Georgia2010-13
- 114 - Danny Wuerffel, Florida1993-96
- 96 - Drew Lock, Missouri2015-18**
- 89 - Peyton Manning, Tennessee1994-97
- 88 - Chris Leak, Florida2003-06
- 88 - Tim Tebow, Florida2006-09
- 81 - Eli Manning, Ole Miss2000-03
- 79 - Andre' Woodson, Kentucky2004-07
- 78 - Jared Lorenzen, Kentucky2000-03
- 77 - Rex Grossman, Florida2000-02
- 77 - A.J. McCarron, Alabama2010-13

Highest Active Player

- 96 - Drew Lock, Missouri2015-18

Reception Yardage

- 3,759 - Jordan Matthews, Vanderbilt2010-13
- 3,463 - Amari Cooper, Alabama2012-15
- 3,093 - Terrence Edwards, Georgia1999-2002
- 3,042 - Alshon Jeffery, South Carolina2009-11
- 3,001 - Josh Reed, LSU1999-2001
- 2,984 - A.J. Brown, Ole Miss.....2016-18**
- 2,964 - Boo Mitchell, Vanderbilt1985-88
- 2,934 - Jarius Wright, Arkansas2008-11
- 2,923 - DJ Hall, Alabama2004-07
- 2,899 - Craig Yeast, Kentucky1995-98

Highest Active Player

- 2,984 - A.J. Brown, Ole Miss2016-18

Field Goal Percentage (Min. 25 Made)

- 87.8 - Bobby Raymond, Florida1982-84
- 87.2 - Bryson Rose, Ole Miss2010-12
- 83.9 - Josh Jasper, LSU2007-10
- 83.8 - Jeff Chandler, Florida1997-2001
- 82.9 - Berj Yepremian, Florida1976-78
- 82.8 - Rodrigo Blankenship, Georgia.....2016-18**
- 82.1 - Judd Davis, Florida1992-94
- 81.3 - David Brownndyke, LSU1986-89
- 80.3 - Brandon Coutu, Georgia2004-07
- 80.0 - Jeremy Shelley, Alabama2009-12

Highest Active Player

- 82.8 - Rodrigo Blankenship, Georgia2016-18

Sacks

- 52.0 - Derrick Thomas, Alabama1985-88
- 49.0 - Billy Jackson, Mississippi State1980-83
- 37.0 - Ben Williams, Ole Miss1972-75
- 36.0 - David Pollack, Georgia2001-04
- 33.0 - Alex Brown, Florida1998-01
- 32.5 - Myles Garrett, Texas A&M2014-16
- 32.0 - Reggie White, Tennessee1980-83
- 32.0 - Derek Barnett, Tennessee2014-16
- 32.0 - Marquis Haynes, Ole Miss2014-17
- 29.0 - Richard Tardits, Georgia1985-88
- 29.0 - Eric Norwood, South Carolina2006-09

Highest Active Player

- 28.5 - Josh Allen, Kentucky2015-18

SEC ALL-AMERICANS (First Team Only)
--

American Football Coaches Association

Pos.	Name	School	Ht.	Wt.	Cl.	Hometown
WR	Jerry Jeudy	Alabama	6-1	192	So.	Deerfield Beach, Fla.
OL	Jonah Williams	Alabama	6-5	301	Jr.	Folsom, Calif.
QB	Tua Tagovailoa	Alabama	6-1	218	So.	Ewa Beach, Hawaii
DL	Quinnen Williams	Alabama	6-4	295	RSo.	Birmingham, Ala.
DL	Josh Allen	Kentucky	6-5	260	Sr.	Montclair, N.J.
LB	Devin White	LSU	6-1	240	Sr.	Springhill, La.
DB	Deandre Baker	Georgia	5-11	185	Sr.	Miami, Fla.
DB	Greedy Williams	LSU	6-3	184	So.	Shreveport, La.
DB	Deionte Thompson	Alabama	6-2	196	Sr.	Orange, Texas
DB	Grant Delpit	LSU	6-3	203	So.	Houston, Texas
P	Braden Mann	Texas A&M	5-11	190	Jr.	Houston, Texas
AP	Deebo Samuel	South Carolina	6-0	210	Sr.	Inman, S.C.

Associated Press

Pos.	Name	School	Ht.	Wt.	Cl.	Hometown
OL	Jonah Williams	Alabama	6-5	301	Jr.	Folsom, Calif.
OL	Bunchy Stallings	Kentucky	6-3	305	Sr.	McComb, Miss.
TE	Jace Sternberger	Texas A&M	6-4	250	Jr.	Kingfisher, Okla.
WR	Jerry Jeudy	Alabama	6-1	192	So.	Deerfield Beach, Fla.
DL	Quinnen Williams	Alabama	6-4	295	RSo.	Birmingham, Ala.
LB	Josh Allen	Kentucky	6-5	260	Sr.	Montclair, N.J.
LB	Devin White	LSU	6-1	240	Sr.	Springhill, La.
DB	Deandre Baker	Georgia	5-11	185	Sr.	Miami, Fla.
DB	Deionte Thompson	Alabama	6-2	196	Sr.	Orange, Texas
DB	Grant Delpit	LSU	6-3	203	So.	Houston, Texas
P	Braden Mann	Texas A&M	5-11	190	Jr.	Houston, Texas

Football Writers Association of America (FWAA)

Pos.	Name	School	Ht.	Wt.	Cl.	Hometown
TE	Jace Sternberger	Texas A&M	6-4	250	Jr.	Kingfisher, Okla.
OL	Jonah Williams	Alabama	6-5	301	Jr.	Folsom, Calif.
DL	Montez Sweat	Miss. St.	6-6	245	Sr.	Stone Mountain, Ga.
DL	Quinnen Williams	Alabama	6-4	295	RSo.	Birmingham, Ala.
LB	Josh Allen	Kentucky	6-5	260	Sr.	Montclair, N.J.
DB	Grant Delpit	LSU	6-3	203	So.	Houston, Texas
DB	Greedy Williams	LSU	6-3	184	So.	Shreveport, La.
P	Braden Mann	Texas A&M	5-11	190	Jr.	Houston, Texas

Sporting News

Pos.	Name	School	Ht.	Wt.	Cl.	Hometown
QB	Tua Tagovailoa	Alabama	6-1	218	So.	Ewa Beach, Hawaii
TE	Jace Sternberger	Texas A&M	6-4	250	Jr.	Kingfisher, Okla.
OL	Jonah Williams	Alabama	6-5	301	Jr.	Folsom, Calif.
C	Ross Pierschbacher	Alabama	6-4	309	Sr.	Cedar Falls, Iowa
DL	Quinnen Williams	Alabama	6-4	295	RSo.	Birmingham, Ala.
DL	Montez Sweat	Miss. St.	6-6	245	Sr.	Stone Mountain, Ga.
LB	Josh Allen	Kentucky	6-5	260	Sr.	Montclair, N.J.
LB	Devin White	LSU	6-1	240	Sr.	Springhill, La.
DB	Deandre Baker	Georgia	5-11	185	Sr.	Miami, Fla.
DB	Deionte Thompson	Alabama	6-2	196	Sr.	Orange, Texas
DB	Grant Delpit	LSU	6-3	203	So.	Houston, Texas
P	Braden Mann	Texas A&M	5-11	190	Jr.	Houston, Texas

Walter Camp

Pos.	Name	School	Ht.	Wt.	Cl.	Hometown
WR	Jerry Jeudy	Alabama	6-1	192	So.	Deerfield Beach, Fla.
TE	Jace Sternberger	Texas A&M	6-4	250	Jr.	Kingfisher, Okla.
OL	Jonah Williams	Alabama	6-5	301	Jr.	Folsom, Calif.
QB	Tua Tagovailoa	Alabama	6-1	218	So.	Ewa Beach, Hawaii
DL	Quinnen Williams	Alabama	6-4	295	RSo.	Birmingham, Ala.
LB	Josh Allen	Kentucky	6-5	260	Sr.	Montclair, N.J.
LB	Devin White	LSU	6-1	240	Sr.	Springhill, La.
DB	Deandre Baker	Georgia	5-11	185	Sr.	Miami, Fla.
DB	Greedy Williams	LSU	6-3	184	So.	Shreveport, La.
DB	Grant Delpit	LSU	6-3	203	So.	Houston, Texas
DB	Grant Delpit	LSU	6-3	203	So.	Houston, Texas

Consensus

Pos.	Name	School	Ht.	Wt.	Cl.	Hometown
WR	Jerry Jeudy	Alabama	6-1	192	So.	Deerfield Beach, Fla.
TE	Jace Sternberger	Texas A&M	6-4	250	Jr.	Kingfisher, Okla.
OL	Jonah Williams	Alabama	6-5	301	Jr.	Folsom, Calif.
QB	Tua Tagovailoa	Alabama	6-1	218	So.	Ewa Beach, Hawaii
DL	Quinnen Williams	Alabama	6-4	295	RSo.	Birmingham, Ala.
LB	Josh Allen	Kentucky	6-5	260	Sr.	Montclair, N.J.
LB	Devin White	LSU	6-1	240	Sr.	Springhill, La.
DB	Grant Delpit	LSU	6-3	203	So.	Houston, Texas
DB	Deandre Baker	Georgia	5-11	185	Sr.	Miami, Fla.
DB	Greedy Williams	LSU	6-3	184	So.	Shreveport, La.
DB	Deionte Thompson	Alabama	6-2	196	Sr.	Orange, Texas
P	Braden Mann	Texas A&M	5-11	190	Jr.	Houston, Texas

SEC PLAYERS ON AWARD WATCH LISTS

PRESEASON

Name	School	Award	Name	School	Award	Name	School	Award
Austin Allen	Arkansas	O'Brien, Maxwell	Koda Martin	Texas A&M	Wuerffel	T.J. McCoy	Florida	Wuerffel, Rimington
Davin Bellamy	Georgia	Butkus	Sony Michel	Georgia	Walker	J'Mon Moore	Missouri	Biletnikoff
Jake Bentley	South Carolina	O'Brien, Maxwell	Skai Moore	South Carolina	Butkus, Nagurski, Bednarik	Gabe Myles	Mississippi State	Wuerffel
Evan Berry	Tennessee	Hornung	Gabe Myles	Mississippi State	Wuerffel	Isaac Nauta	Georgia	Mackey
Jeb Blazeovich	Georgia	Wuerffel	Isaac Nauta	Georgia	Mackey	Tommy Openshaw	Vanderbilt	Wuerffel, Groza
Bradley Bozeman	Alabama	Outland, Rimington	Tommy Openshaw	Vanderbilt	Wuerffel, Groza	Javon Patterson	Ole Miss	Wuerffel
Oren Burks	Vanderbilt	Butkus	Javon Patterson	Ole Miss	Wuerffel	Shea Patterson	Ole Miss	O'Brien, Maxwell
Antonio Callaway	Florida	Hornung	Shea Patterson	Ole Miss	O'Brien, Maxwell	Da'Ron Payne	Alabama	Outland, Nagurski, Bednarik
Daniel Carlson	Auburn	Camp, Wuerffel, Groza	Da'Ron Payne	Alabama	Outland, Nagurski, Bednarik	Kamryn Pettway	Auburn	Walker, Maxwell
Lorenzo Carter	Georgia	Butkus	Kamryn Pettway	Auburn	Walker, Maxwell	Eddy Pineiro	Florida	Groza
Nick Chubb	Georgia	Camp, Walker, Maxwell	Eddy Pineiro	Florida	Groza	Colton Prater	Texas A&M	Rimington
Will Clapp	LSU	Outland, Rimington	Colton Prater	Texas A&M	Rimington	Frank Ragnow	Arkansas	Wuerffel, Outland, Rimington
Logan Cooke	Mississippi State	Guy	Frank Ragnow	Arkansas	Wuerffel, Outland, Rimington	Sean Rawlings	Ole Miss	Rimington
C.J. Conrad	Kentucky	Mackey	Sean Rawlings	Ole Miss	Rimington	Calvin Ridley	Alabama	Camp, Biletnikoff, Maxwell
Jared Cornelius	Arkansas	Hornung	Calvin Ridley	Alabama	Camp, Biletnikoff, Maxwell	Jashon Robertson	Tennessee	Outland
Damarea Crockett	Missouri	Walker, Maxwell	Jashon Robertson	Tennessee	Outland	Deebo Samuel	South Carolina	Biletnikoff, Hornung, Maxwell
Trevor Daniel	Tennessee	Guy	Deebo Samuel	South Carolina	Biletnikoff, Hornung, Maxwell	Dominick Sanders	Georgia	Thorpe
Aaron Davis	Georgia	Wuerffel	Dominick Sanders	Georgia	Thorpe	Bo Scarbrough	Alabama	Camp, Walker, Maxwell
Duke Dawson	Florida	Thorpe, Nagurski, Bednarik	Bo Scarbrough	Alabama	Camp, Walker, Maxwell	Jordan Scarlett	Florida	Walker
Rico Dowdle	South Carolina	Walker	Jordan Scarlett	Florida	Walker	JK Scott	Alabama	Guy
Jacob Eason	Georgia	O'Brien, Maxwell	JK Scott	Alabama	Guy	Braden Smith	Auburn	Outland
Mike Edwards	Kentucky	Thorpe	Braden Smith	Auburn	Outland	Roquan Smith	Georgia	Bednarik
Danny Etling	LSU	Wuerffel	Roquan Smith	Georgia	Bednarik	Benny Snell	Kentucky	Walker, Maxwell
Rashaan Evans	Alabama	Butkus, Nagurski	Benny Snell	Kentucky	Walker, Maxwell	Jarett Stidham	Auburn	Maxwell
Corey Fatony	Missouri	Wuerffel, Guy	Jarett Stidham	Auburn	Maxwell	Trent Thompson	Georgia	Outland, Nagurski, Bednarik
Nick Fitzgerald	Mississippi State	O'Brien, Maxwell	Trent Thompson	Georgia	Outland, Nagurski, Bednarik	Kevin Toliver	LSU	Nagurski, Bednarik
Minkah Fitzpatrick	Alabama	Camp, Wuerffel, Hornung, Thorpe, Nagurski, Maxwell, Bednarik	Kevin Toliver	LSU	Nagurski, Bednarik	Johnny Tonwsend	Florida	Guy
Marcell Frazier	Missouri	Nagurski, Bednarik	Johnny Tonwsend	Florida	Guy	Shane Tripucka	Texas A&M	Guy
Hjalte Froholdt	Arkansas	Outland	Shane Tripucka	Texas A&M	Guy	Armani Watts	Texas A&M	Thorpe, Nagurski, Bednarik
DeMarquis Gates	Ole Miss	Butkus	Armani Watts	Texas A&M	Thorpe, Nagurski, Bednarik	Ralph Webb	Vanderbilt	Walker, Maxwell
Dre Greenlaw	Arkansas	Butkus	Ralph Webb	Vanderbilt	Walker, Maxwell	Devwah Whaley	Arkansas	Walker
Austin Golson	Auburn	Rimington	Devwah Whaley	Arkansas	Walker	Antoine Wilder	South Carolina	Wuerffel
DeAndre Goolsby	Florida	Mackey	Antoine Wilder	South Carolina	Wuerffel	Aeris Williams	Mississippi State	Walker
Derrius Guice	LSU	Camp, Walker, Hornung, Maxwell	Aeris Williams	Mississippi State	Walker	Jonah Williams	Alabama	Outland
Shaun Dion Hamilton	Alabama	Butkus	Jonah Williams	Alabama	Outland	Trayveon Williams	Texas A&M	Maxwell
Damien Harris	Alabama	Walker	Trayveon Williams	Texas A&M	Maxwell	Tre' Williams	Auburn	Butkus
Ronnie Harrison	Alabama	Thorpe, Nagurski	Tre' Williams	Auburn	Butkus	Ethan Wolf	Tennessee	Mackey
Marquis Haynes	Ole Miss	Nagurski, Bednarik	Ethan Wolf	Tennessee	Mackey	Gary Wunderlich	Ole Miss	Groza
Hale Henteges	Alabama	Mackey	Gary Wunderlich	Ole Miss	Groza	Malik Zaire	Florida	Maxwell
Hayden Hurst	South Carolina	Mackey	Malik Zaire	Florida	Maxwell	Jabari Zuniga	Florida	Nagurski
Jalen Hurts	Alabama	Camp, O'Brien, Maxwell	Jabari Zuniga	Florida	Nagurski			
Martez Ivey	Florida	Outland						
Donte Jackson	LSU	Thorpe						
Cece Jefferson	Florida	Bednarik						
Kerryon Johnson	Auburn	Hornung						
Jordan Jones	Kentucky	Butkus, Nagurski, Bednarik						
Todd Kelly, Jr.	Tennessee	Wuerffel						
Arden Key	LSU	Camp, Butkus, Nagurski, Maxwell, Bednarik						
Christian Kirk	Texas A&M	Biletnikoff, Hornung, Maxwell						
Alan Knott	South Carolina	Rimington						
Greg Little	Ole Miss	Outland						
Courtney Love	Kentucky	Wuerffel						
Austin MacGinnis	Kentucky	Groza						
Tray Matthews	Auburn	Bednarik						

LIST INCLUDES 20 AWARDS: Bednarik (Defensive Player), Maxwell (Player), Mackey (Tight End), Rimington (Center), Groza (Kicker), Guy (Punter), Nagurski (Defensive Player), Outland (Interior Lineman), Thorpe (Defensive Back), Butkus (Linebacker), Lombardi (Lineman/ Linebacker), Biletnikoff (Wide Receiver), O'Brien (Quarterback), Walker (Running Back), Camp (Player), Manning (Quarterback), Lott (Defensive Impact Player), Hendricks (Defensive End), Hornung (Multi-Purpose Player), Wuerffel (Community Service).

SEC PLAYERS - POSTSEASON AWARDS
--

Campbell Trophy Semifinalists (Sept. 26)

Hale Hentges, Alabama
 Hjalte Froholdt, Arkansas
 Jackson Harris, Georgia
 Miles Butler, Kentucky
 Sean Rawlings, Ole Miss
 Corey Fatony, Missouri
 Kyle Phillips, Tennessee
 Kyle Shurmur, Vanderbilt

Thorpe Award Semifinalists (Oct. 22)

Deandre Baker, Georgia
 Grant Delpit, LSU
 Greedy Williams, LSU

Senior CLASS Award Finalists (Oct. 24)

Hale Hentges, Alabama
 Drew Lock, Missouri

Butkus Award Semifinalists (Oct. 29)

Josh Allen, Kentucky
 Dylan Moses, Alabama
 Devin White, LSU
 Mack Wilson, Alabama

Bednarik Award Semifinalists (Oct. 29)

Quinnen Williams, Alabama
 Deionte Thompson, Alabama
 Jachai Polite, Florida
 Deandre Baker, Georgia
 Josh Allen, Kentucky
 Grant Delpit, LSU
 Devin White, LSU
 Montez Sweat, Mississippi State
 Jeffery Simmons, Mississippi State

Maxwell Award Semifinalists (Oct. 29)

Tua Tagovailoa, Alabama
 Benny Snell, Kentucky

Groza Award Semifinalists (Nov. 1)

Rodrigo Blankenship, Georgia
 Connor Limpert, Arkansas
 Evan McPherson, Florida
 Cole Tracy, LSU

Davey O'Brien Award Semifinalists (Nov. 7)

Jake Fromm, Georgia
 Tua Tagovailoa, Alabama

Nagurski Award Finalists (Nov. 14)

Josh Allen, Kentucky
 Grant Delpit, LSU
 Quinnen Williams, Alabama

Mackey Award Semifinalists (Nov. 15)

Albert Okwuegbunam, Missouri
 Irv Smith, Alabama
 Jace Sternberger, Texas A&M

Outland Trophy Semifinalists (Nov. 14)

Jonah Williams, Alabama
 Quinnen Williams, Alabama

Doak Walker Award Semifinalists (Nov. 14)

Benny Snell, Kentucky
 Trayveon Williams, Texas A&M

Walter Camp Award Semifinalists (Nov. 14)

Josh Allen, Kentucky
 Deandre Baker, Georgia
 Tua Tagovailoa, Alabama
 Quinnen Williams, Alabama

Ray Guy Award Semifinalists (Nov. 15)

Braden Mann, Texas A&M
 Tommy Townsend, Florida

Bednarik Award Finalists (Nov. 19)

Josh Allen, Kentucky
 Quinnen Williams, Alabama

Biletnikoff Award Finalists (Nov. 19)

Jerry Jeudy, Alabama

Broyles Award Finalists (Nov. 20)

Dave Aranda, LSU
 Michael Locksley, Alabama
 Sam Pittman, Georgia
 Bob Shoop, Mississippi State

Butkus Award Finalists (Nov. 19)

Josh Allen, Kentucky
 Dylan Moses, Alabama
 Devin White, LSU

Davey O'Brien Award Finalists (Nov. 19)

Tua Tagovailoa, Alabama

George Munger Award Finalists (Nov. 21)

Ed Orgeron, LSU
 Nick Saban, Alabama
 Kirby Smart, Georgia
 Mark Stoops, Kentucky

John Mackey Award Finalists (Nov. 19)

Albert Okwuegbunam, Missouri

Groza Award Finalists (Nov. 19)

Cole Tracy, LSU

Maxwell Award Finalists (Nov. 19)

Tua Tagovailoa, Alabama

Outland Trophy Finalists (Nov. 19)

Jonah Williams, Alabama
 Quinnen Williams, Alabama

Thorpe Award Finalists (Nov. 19)

DeAndre Baker, Georgia
 Greedy Williams, LSU

Ray Guy Award Finalists (Nov. 19)

Braden Mann, Texas A&M

Heisman Trophy Finalists (Dec. 3)

Tua Tagovailoa, Alabama

Maxwell Award Winner

Tua Tagovailoa, Alabama

Walter Camp Award Winner

Tua Tagovailoa, Alabama

Biletnikoff Award Winner

Jerry Jeudy, Alabama

Outland Trophy Winner

Quinnen Williams, Alabama

Bednarik Award Winner

Josh Allen, Kentucky

Nagurski Award Winner

Josh Allen, Kentucky

Butkus Award Winner

Devin White, LSU

Thorpe Award Winner

DeAndre Baker, Georgia

Ray Guy Award Winner

Braden Mann, Texas A&M

Lott IMPACT Trophy Winner

Josh Allen, Kentucky

POSTSEASON ALL-SEC TEAMS

SEC Awards (voted by SEC coaches)**Offensive Player Of The Year**

Tua Tagovailoa, Alabama

Defensive Player of the Year

Josh Allen, Kentucky

Special Teams Player of the Year

Braden Mann, Texas A&M

Freshman of the Year

Braden Mann, Texas A&M

Scholar-Athlete of the Year

Braden Mann, Texas A&M

Jacobs Blocking Trophy

Braden Mann, Texas A&M

Coach of the Year

Mark Stoops, Kentucky

First Team**Offense**

TE - Jace Sternberger, Texas A&M

OL - Jonah Williams, Alabama

Andrew Thomas, Georgia

Greg Little, Ole Miss

Bunchy Stallings, Kentucky

C - Lamont Gaillard, Georgia

WR -A.J. Brown, Ole Miss

Jerry Jeudy, Alabama

QB - Tua Tagovailoa, Alabama

RB - Benny Snell, Kentucky

Trayveon Williams, Texas A&M

AP - Deebo Samuel, South Carolina

Defense

DL - Quinnen Williams, Alabama

Jeffery Simmons, Mississippi State

Jachai Polite, Florida

Montez Sweat, Mississippi State

LB - Josh Allen, Kentucky

Devin White, LSU

Deshaun Davis, Auburn

DB - Deandre Baker, Georgia

Grant Delpit, LSU

Greedy Williams, LSU

Deionte Thompson, Alabama

Special Teams

PK - Cole Tracy, LSU

P - Braden Mann, Texas A&M

RS - Deebo Samuel, South Carolina

Second Team**Offense**

TE - Irv Smith Jr., Alabama

OL - Martez Ivey, Florida

Alex Leatherwood, Alabama

Deion Calhoun, Mississippi State

Zack Bailey, South Carolina

C - Ross Pierschbacher, Alabama

WR - Deebo Samuel, South Carolina

Emanuel Hall, Missouri

QB - Drew Lock, Missouri

RB - D'Andre Swift, Georgia

Damien Harris, Alabama

AP - Lynn Bowden, Kentucky

Defense

DL - Isaiah Buggs, Alabama

Jonathan Ledbetter, Georgia

Terry Beckner, Missouri

Derrick Brown, Auburn

LB - Dylan Moses, Alabama

Cale Garrett, Missouri

Mack Wilson, Alabama

DB - CJ Henderson, Florida

Johnathan Abram, Mississippi State

Joejuan Williams, Vanderbilt

DeMarkus Acy, Missouri

Special Teams

PK - Rodrigo Blankenship, Georgia

P - Joseph Charlton, South Carolina

RS - Mecole Hardman, Georgia

AP All-SEC Team**First Team****Offense**

QB - Tua Tagovailoa, Alabama

RB - Benny Snell, Kentucky

Trayveon Williams, Texas A&M

OT - Greg Little, Ole Miss

Jonah Williams, Alabama

OG - Bunchy Stallings, Kentucky

Tre'Vour Wallace-Simms, Missouri

C - Ross Pierschbacher, Alabama

WR -A.J. Brown, Ole Miss

Jerry Jeudy, Alabama

TE - Jace Sternberger, Texas A&M

AP - Deebo Samuel, South Carolina

K - Cole Tracy, LSU

Defense

DE - Jachai Polite, Florida

Montez Sweat, Mississippi State

DT - Quinnen Williams, Alabama

Jeffery Simmons, Mississippi State

LB - Josh Allen, Kentucky

Devin White, LSU

Deshaun Davis, Auburn

CB - Deandre Baker, Georgia

Greedy Williams, LSU

S - Grant Delpit, LSU

Johnathan Abram, Mississippi State

P - Braden Mann, Texas A&M

Second Team**Offense**

QB - Drew Lock

RB - D'Andre Swift, Georgia

Ke'Shawn Vaughn, Vanderbilt

OT - Martez Ivey, Florida

Andrew Thomas, Georgia

OG - Zack Bailey, South Carolina

Hjalte Froholdt, Arkansas

C - Lamont Gaillard, Georgia

WR - Kalija Lipscomb, Vanderbilt

Deebo Samuel, South Carolina

TE - Jared Pinkney, Vanderbilt

AP - Mecole Hardman, Georgia

K - Rodrigo Blankenship, Georgia

Defense

DE - Isaiah Buggs, Alabama

Raekwon Davis, Alabama

DT - Derrick Brown, Auburn

Terry Beckner Jr., Missouri

LB - De'Jon Harris, Arkansas

Erroll Thompson, Mississippi State

D'Andre Walker, Georgia

CB - Cameron Dantzler, Mississippi State

Joejuan Williams, Vanderbilt

S - Mike Edwards, Kentucky

Deionte Thompson, Alabama

P - Zach Von Rosenberg, LSU

Coach of the Year

Mark Stoops, Kentucky

Offensive Player of the Year

Tua Tagovailoa, Alabama

Defensive Player of the Year

Josh Allen, Kentucky

Newcomers of the Year

Ke'Shawn Vaughn, Vanderbilt

SEC FOOTBALL NOTES

SEC FOOTBALL INSTANT REPLAY STATISTICS

	Games Using SEC Replay	Play Stoppages	Plays Overturned	Average Length of Review
2005	77	66	17 (25.76%)	1:53
2006	89	123	29 (32.58%)	1:41
2007	87	139	38 (43.68%)	1:36
2008	85	122	39 (45.91%)	1:24
2009	85	115	28 (32.91%)	1:26
2010	85	119	37 (43.28%)	1:36
2011	86	95	36 (41.86%)	1:37
2012	101	138	52 (51.45%)	1:28
2013	101	146	54 (53.46%)	1:22
2014	101	166	62 (61.35%)	1:28
2015	103	203	76 (73.88%)	1:22
2016	98	219	93 (91.80%)	1:28
2017	102	211	93 (91.47%)	1:17
TOTALS	1102	1643	560 (50.73%)	

2018 INSTANT REPLAY STATISTICS

	Games Using SEC Replay	Play Stoppages	Plays Overturned	Average Length of Review
Week 1	9	21	8 (38.10%)	0:57
Week 2	10	18	9 (50.00%)	1:23
Week 3	9	21	9 (42.86%)	1:01
Week 4	8	20	5 (25.00%)	1:06
Week 5	8	19	11 (57.89%)	1:10
Week 6	7	21	16 (76.19%)	1:09
Week 7	6	17	7 (41.18%)	0:55
Week 8	6	12	4 (33.33%)	1:09
Week 9	5	14	7 (50.00%)	1:10
Week 10	7	15	10 (66.67%)	1:10
Week 11	7	14	4 (28.57%)	0:58
Week 12	11	17	11 (64.71%)	1:14
Week 13	6	18	9 (50.00%)	1:03
SECCG	2	4	3 (75.00%)	0:59
TOTALS	101	235	119 (50.64%)	1:07

SEC SENDS 11 TO POSTSEASON BOWLS, INCLUDING FOUR TO NEW YEAR'S SIX

Eleven Southeastern Conference football teams learned their post-season bowl destinations on Dec. 2 including No. 1-ranked Alabama which will play No. 4 Oklahoma in the Orange Bowl on December 29 in a semifinal game for the College Football Playoff.

The College Football Playoff committee first selected teams for the national semifinal games, the Capital One Orange Bowl and the Goodyear Cotton Bowl. The committee later announced the participants in the Rose Bowl Game presented by Northwestern Mutual, Allstate Sugar Bowl, Chick-fil-A Peach Bowl and PlayStation Fiesta Bowl.

Georgia will play in the Allstate Sugar Bowl on January 1 against Texas. In the contracted New Year's Day game between the SEC and Big 12, the SEC places its conference champion in the Sugar Bowl, or the SEC team that is highest ranked in the CFP standings who is not otherwise selected for the CFP Semifinals.

In other CFP New Year's Six Games as determined by the CFP Selection Committee, Florida will play Michigan in the Chick-fil-A Peach Bowl and LSU will face Central Florida in the PlayStation Fiesta Bowl.

Next, the VRBO Citrus Bowl selected Kentucky from the SEC to play Penn State.

This marks the fifth year the conference has assigned league schools to an "SEC Bowl Pool" that includes the Academy Sports + Outdoors Texas Bowl in Houston, the Franklin American Mortgage Music City Bowl in Nashville, the Belk Bowl in Charlotte, the AutoZone Liberty Bowl in Memphis, the TaxSlayer Gator Bowl in Jacksonville and the Outback Bowl in Tampa.

Vanderbilt will play a Big 12 opponent in the Academy Sports + Outdoors Texas Bowl, Auburn will play a Big Ten opponent in the Franklin American Mortgage Music City Bowl, South Carolina will play an ACC opponent in the Belk Bowl, Missouri will play a Big 12 opponent in the AutoZone Liberty Bowl, Texas A&M will play an ACC opponent in the TaxSlayer Gator Bowl and Mississippi State will play a Big Ten opponent in the Outback Bowl.

"The SEC Bowl Pool participants are determined after conversations with bowl partners and discussions with school personnel in order to create a lineup of compelling bowl games for our teams and their fans," said SEC Commissioner Greg Sankey. "This process, as approved by the institutions of the SEC, provides an opportunity to create intriguing matchups and varying assignments to help prevent repetitive postseason destinations."

2018 SEC FOOTBALL VIDEO REPLAY

THE OBJECTIVE

To allow for specific types of officiating calls to be immediately reviewed during all games hosted by SEC teams.

THE COACHES' CHALLENGE

The head coach may challenge the ruling of any reviewable play. He retains a challenge if his initial challenge is successful and thus results in a reversal by the replay official. The head coach will then have a single challenge that he may use anytime during the game if his team has not used all its timeouts. Thus a team may have a total of two challenges in the game, but only if the first results in a reversal of the on-field ruling. A head coach may not challenge an on-field ruling if all of the team's timeouts have been used for that half or extra period.

THE SOURCE

All reviewable video comes direct from either the television network broadcasting the game or other TV production facilities that meet established conference standards and the coach's high end zone and high 50 yard line cameras. The coach's video is also made available to the TV producer. The Southeastern Conference has used instant replay since 2005.

THE PLAYS

Scoring Plays

Reviewable plays involving a potential score include:

- A potential touchdown or safety. [Exception: Safety by penalty for fouls that are not specifically reviewable with the exception of the location of the passer when an intentional grounding foul results in a safety.]
- Field goal attempts if and only if the ball is ruled (a) below or above the crossbar or (b) inside or outside the uprights when it is lower than the top of the uprights. If the ball is higher than the top of the uprights as it crosses the end line, the play may not be reviewed.

Passes

Reviewable plays involving passes include:

- Pass ruled complete, incomplete or intercepted anywhere in the field of play or an end zone.
- Forward pass touched by a player (eligible or ineligible) or an official, including whether the touching is behind or beyond the line of scrimmage.
- Forward pass or forward handing when a ball carrier is or has been beyond the neutral zone.
- A forward pass or forward handing after a change of team possession.
- Pass ruled forward or backward when thrown from behind the neutral zone.
 - If the pass is ruled forward and is incomplete, the play is reviewable only if the ball goes out of bounds or if there is clear recovery of a loose ball in the immediate continuing football action after the loose ball or if the ball is out of bounds. If the replay official does not have indisputable video evidence as to which team recovers, the ruling of incomplete pass stands.
 - If the replay official reverses an incomplete forward pass ruling and the ball is recovered, it belongs to the recovering team at the spot of the recovery and any advance is nullified.

Dead Ball and Loose Ball

Reviewable plays involving potential dead balls and loose balls include:

- Loose ball by a potential passer ruled a fumble.
- Loose ball by a passer ruled incomplete forward pass when there is clear recovery in the immediate continuing action after the loose ball.
 - If the replay official does not have indisputable video evidence as to which team recovers, the ruling of incomplete pass stands.
 - If the replay official rules fumble, the ball belongs to the recovering team at the spot of the recovery and any advance is nullified.
- Live ball not ruled dead in possession of a ball carrier.

2018 SEC Football

d. Loose ball ruled dead (Rule 4-1-2-b-2), or live ball ruled dead in possession of a ball carrier when the clear recovery of a loose ball occurs in the immediate continuing football action.

1. If the ball is ruled dead and the replay official does not have indisputable video evidence as to which team recovers, the dead-ball ruling stands.

2. If the replay official rules that the ball was not dead, it belongs to the recovering team at the spot of the recovery and any advance is nullified.

e. Ball carrier's forward progress, spot of fumble, or spot of out of bounds backward pass, with respect to a first down or the goal line.

f. Catch or recovery of a fumble by a Team A player other than the fumbler before any change of possession during fourth down or a try.

g. Ball carrier in or out of bounds. If a ball carrier is ruled out of bounds, the play is not reviewable, except as in Rules 12-3-1-a and 12-3-3-d.

h. Catch, recovery or touching of a loose ball by a player in bounds or out of bounds.

i. A loose ball touching on or beyond a sideline, goal line, or end line, touching a pylon, or breaking the plane of a goal line.

j. Catch or recovery of a loose ball in the field of play or an end zone.

k. Forward fumble that goes out of bounds with respect to a first down.

l. Live ball declared dead under Rule 4-1-2-b-2 and b-3 (inadvertent whistle).

Kicks

Reviewable plays involving kicks include:

a. Touching of a kick.

b. Player beyond the neutral zone when kicking the ball.

c. Kicking team player advancing a ball after a potential muffed kick/fumble by the receiving team.

d. Scrimmage kick crossing the neutral zone.

e. Blocking by Team A players before they are eligible to touch the ball on an on-side kick.

Targeting

a. All targeting fouls shall be reviewed. The review includes all aspects of the targeting foul to ascertain whether there is at least one indicator of targeting action.

b. The Replay Official may create a targeting foul, but only when the targeting action is clear and obvious and the foul is not called by the officials on the field. Such a review may not be initiated by a coach's challenge.

Miscellaneous

Situations that may be addressed by the replay official:

a. The number of players on the field for either team during a live ball.

b. Clock adjustment and status when a ruling is reviewed.

c. With less than one minute in either half and a replay review results in the on-field ruling being reversed, and the correct ruling would not have stopped the game clock, then the clock will be reset to the time the ball is declared dead by replay. The referee will subtract 10 seconds from the game clock and the game clock will start on the referee's signal. Either team may use a team timeout to avoid the runoff.

d. Clock adjustment at the end of any quarter. If at the end of any quarter the game clock expires, either during a down in which it should be stopped by rule through play when the ball becomes dead or following the down upon a request for an available team timeout, the replay official may restore time only under these conditions:

1. The replay official has indisputable video evidence that time should have remained on the game clock when the ball became dead or when the team timeout was granted;

2. In the second and fourth quarters only, the team in possession when the ball became dead would next put the ball in play from scrimmage (not the try);

3. In the fourth quarter only, either the score is tied or the team that will next snap the ball is behind by eight points or fewer; and

4. The replay official's video evidence includes the timeout signal by an official in the case where the game clock should have stopped for a requested team timeout.

e. Correcting the number of a down.

1. This includes the result of a penalty enforcement that includes an automatic first down or loss of down.

2. The correction may be made at any time within that series of downs or before the ball is legally put in play after that series.

f. Any person who is not a player interfering with live-ball action occurring in the field of play (Rule 9-2-3).

g. An injured player at the initiation of the medical observer.

Limitations on Reviewable Plays

No other plays or officiating decisions are reviewable. However, the replay official may correct egregious errors, including those involving the game clock, whether or not a play is reviewable. This excludes fouls that are not specifically reviewable (Reviewable fouls: Rules 12-3-2-c and d, 12-3-4-b and -e and 12-3-5-a).

Reviewable Fouls

The following plays are reviewable and the replay official may create a foul when there is no call by the on-field officials:

a. Player making a forward pass or forward handoff when beyond the neutral zone or after a change of possession.

b. Player beyond the neutral zone when kicking the ball.

c. Blocking by Team B players before they are eligible to touch the ball on an onside kick.

d. The number of players on the field for either team during a live ball.

e. Illegal touching of a forward pass by an originally eligible receiver who has gone out of bounds.

f. Player who is out of bounds touching a free kick that had not been touched inbounds.

g. Forward pass that becomes illegal as a second pass after an on-field ruling of a backward pass is reversed.

h. A clear, obvious and egregious targeting foul.

THE PROCESS

Each SEC football stadium has a secured replay booth equipped with the HD Instant Replay system provided by DVSPORT. Three individuals work in the booth for the duration of the game: 1. Replay Official, 2. Communicator, 3. Technician. The Replay Official and the Communicator are selected and assigned by the Conference Office.

A live HD video feed is sent directly to the replay booth from the TV truck. The Technician watches the feed on an input monitor while recording it into the DVSPORT Replay System. The Technician also marks the beginning of each play while the Communicator marks all incoming replays.

Each play and subsequent replay then appears on a touch screen in front of the Replay Technician. As the Technician and the Communicator mark the incoming video, each view will appear as a small picture on the computer touch screen. At any time, the Replay Technician can touch the thumbnail and immediately send that play or replay to the Replay Official.

With the Communicator's assistance, the Replay Official can quickly jump between replays while playing back the video. All replay video navigation is done via a jog shuttle remote controlled by the Replay Official. All video is viewed on an HD monitor that sits in front of the Replay Official. The touch screen is only used to select the replays and to log specific play data in the event a call is overturned.

While all plays are reviewed between the whistle and the beginning of the next play, the Replay Official can stop play on the field by using a pager system. Seven of the eight on-field officials wear pagers. If play is stopped the Referee announces on the stadium PA microphone that play has been stopped so the previous play can be reviewed. The Referee then proceeds to the sideline headset, which provides direct communication to the Replay Official in the booth. Once the play has been reviewed, the Replay Official notifies the Referee, who then announces the decision on the stadium PA system.

RECENT ADDITIONS

*For the 2016 season, the SEC will utilize the new experimental rule that allows personnel in a separate secure location identified by the conference to assist the Instant Replay Official at the stadium in making decisions. The SEC will locate 3 Instant Replay Officials in the SEC Video Center each week to collaborate with the onsite Replay Official during any replay stoppage. The 3 Replay Officials in the Video Center will have real time video and communications with the Replay Official in the stadium to aid in this collaboration. The goal of this process will be consistency in decision making and to help avoid incorrect outcomes.

* Monitors may be used to view a live telecast or webcast in the football coaching booth. The home team is responsible for assuring identical television capability in the coaches' booths of both teams. This capability may not include replay equipment or recorders.

* If at the end of any quarter the game clock expires, either during a down in which it should be stopped by rule through play when the ball becomes dead or following the down upon a request for an available team timeout, the replay official may restore time only under these conditions:

1. The replay official has indisputable video evidence that time should have remained on the game clock when the ball became dead or when the team timeout was granted;

2. The team in possession when the ball became dead would next put the ball in play from scrimmage;

3. In the fourth quarter only, either the score is tied or the team that will next snap the ball is behind by eight points or fewer; and

4. The replay official's video evidence includes the timeout signal by an official in the case where the game clock should have stopped for a requested team timeout.

THE EQUIPMENT

Each SEC member institution uses the new multi-view HD Replay System developed by DVSPORT. The replay systems are maintained by the home institution with technical support from DVSPORT.

2018 SEC Football

SEC FOOTBALL

During the last 12 seasons (2006-17), Southeastern Conference football has experienced success that is unparalleled in its football history and in the history of college football. During this tenure, the SEC's achievements have been demonstrated by:

- Triumphs in major bowl games, including the National Championship Game
- Non-conference success in regular season and bowl games
- Defeating highly-ranked non-conference teams
- Success in the polls and rankings
- Individual awards and All-America Teams
- Academic and Community Service Standouts
- Continued accomplishments of former SEC student-athletes in the NFL and NFL Draft

SEC IN THE CFP/BCS ERA (Since 1998)

- The SEC has won nine of the last 12 national championships, 11 of the 20 BCS/CFP-era National Championships, four runner-up finishes and 25 overall national titles (AP, BCS, FWAA, coaches poll) in SEC history. The SEC has appeared in 11 of the last 12 National Championship Games and in 10 of the 16 BCS Championship Games, winning nine.
- Four different SEC schools have won the National Championship since 2006 (Auburn, 2010; Alabama, 2009, 2011, 2012, 2015, 2017; Florida, 2006 and 2008; LSU, 2007). Five programs have advanced to the national championship game since 2008 as Georgia met Alabama in the 2018 CFP Championship Game. Tennessee (1998) and LSU (2003) have also won the former BCS crown. Auburn appeared in the 2013 BCS Championship Game, as did LSU in 2011. A team from the SEC Western Division had advanced to five consecutive national championship games prior to the 2014 season, when Alabama lost in the CFP semifinals. The ACC (Clemson, Miami and Florida State) has had three schools win titles since 1998, while the Big 12 (Texas and Oklahoma) has had two.
- Since 2006, over half of the slots in the National Championship Game have been taken by SEC teams (14 of 26). The Big Ten and ACC have three during that time, while the Big 12, Pac-12 has two.
- A SEC team has led or tied for the lead at the end of 36 of the last 48 quarters of National Championship Game play. Alabama only trailed for the final second of the 2017 National Championship Game.
- The SEC has had more teams ranked in the BCS/CFP standings for the most times than any other conference since 2006. The league has had 13 of its 14 teams ranked at one time or another since 2006. Vanderbilt is the only team to not appear in the BCS/CFP rankings during this time, however, the Commodores finished ranked in the Top 25 in both 2012 and 2013 after bowl games with 9-4 records. The BCS/CFP does not produce a poll following bowl games.
- Since 2006, the SEC has posted 16 wins in BCS - now New Year's Six/Access bowls - more wins than any other conference. Here are the BCS/CFP bowl records of all conferences since 2006:

SEC	16-12	.571
Big Ten	13-14	.481
Pac-12	10-9	.526
ACC	9-11	.450
Big 12	7-11	.389
AAC	7-3	.700
Mountain West	3-1	.750
WAC	2-1	.667
MAC	0-2	.000
Independents	0-3	.000

CFP Era (2014-Present) (Includes CFP Championship Game)

Big Ten	8-5	.615
SEC	6-6	.500
ACC	5-5	.500
Pac-12	3-3	.500
Big 12	2-3	.400
AAC	1-0	1.000
Mountain West	1-0	1.000
MAC	0-1	.000
Independent	0-1	.000

- With conference limits being removed in 2014 with the College Football Playoff, the SEC became the first conference to place three teams in CFP/BCS postseason bowls: Ole Miss (Chick-fil-A); Mississippi State (Orange); Alabama (Sugar/National Semifinal).

- Three of the top 10 defensive performances in CFP/BCS history have been registered by SEC teams, more than any other conference. Alabama's shutout of LSU in the 2012 BCS National Championship Game was the first shutout in CFP/BCS history. Alabama defeated Michigan State soundly 38-0 in a CFP National

Semifinal in 2015, while defeating Washington 24-7 in 2016 semifinal contest. Alabama dominated Clemson in the 2018 Sugar Bowl Semifinal, holding Clemson to just 188 yards, well short of their usual 448 yards per game.

- Alabama's 28-point victory over Notre Dame in the 2013 Discover BCS National Championship is the second-largest in the CFP/BCS Championship Game era. (Southern Cal defeated Oklahoma by 36 in the 2005 BCS Championship Game for the top spot, however, that victory was later vacated.)
- During the recent seven-year national championship winning streak, the SEC's average margin of victory in National Championship Games was 17 points, which includes a three point victory over Oregon in 2011, the only game during the streak decided by single digits.

SEC IN OVERALL BOWL GAMES

- Since 2006, the SEC has accrued more bowl wins (76) and appearances (121) than any other conference. The conference's .628 bowl winning percentage is first among FBS leagues during that time.

SEC	76-45	.628
Sun Belt	22-15	.595
Mountain West	38-30	.559
American	38-32	.543
Pac-12	42-37	.532
Conference USA	37-34	.521
Big 12	46-44	.511
Independents	12-12	.500
ACC	53-58	.477
Big Ten	42-58	.420
MAC	16-45	.262

- The SEC is 5-2 in College Football Playoff games (not versus each other) and 1-1 in College Football Playoff National Championship Games (not versus each other). The SEC has appeared in three of the four CFP National Championship Games, winning two. The SEC finished 9-2 in BCS National Championship Games (LSU 2-1, Florida 2-0, Alabama 3-0, Tennessee 1-0, Auburn 1-1), 8-1 vs. non-SEC competition. The SEC had the most wins (17) and the highest winning percentage of any conference that has three-or-more appearances in BCS bowl games. The SEC was 17-10 in BCS games (.630 percentage), 16-9 (.640) in non-conference. Since 2006, the SEC has posted a 14-7 (.667) record in BCS/CFP games, more wins, appearances and winning percentage than any other conference.

- The SEC has now won 27 games in the last four postseasons, a national record. With 12 teams advancing to bowl games in 2016, the SEC became the first conference to send at least 10 teams to postseason bowls in four consecutive seasons. The SEC also sent a NCAA-record 12 teams to participate in postseason bowl games in 2014 and has sent no less than eight teams to post-season bowls in each of the last 11 seasons. The SEC established a national-record with nine postseason victories in 2015 and owned the previous record for postseason bowl victories with seven wins in 2007, 2013 and 2014.

- The SEC is 76-45(.628) in bowl games since 2006, the only FBS league with a .600 or better winning percentage and 23 wins more than the next closest conference.

SEC IN THE COLLEGE FOOTBALL PLAYOFF

Teams in the Playoff (Record-Winning %)

SEC: 5 (6-3; .714) (Includes 2018 All-SEC National Championship Game)
(5-2; .714 in games not versus each other)

ACC: 4 (3-3; .500)

Big Ten: 3 (2-2; .500)

Pac-12: 2 (1-2; .333)

Big 12: 2 (0-2; .000)

National Championship Game Appearances

SEC: 4

ACC: 2

Big Ten: 1

Pac-12: 1

Big 12: 0

2018 SEC Football

SEC FOOTBALL

SEC IN THE NFL

• The SEC has had more of its former players on NFL rosters in the last 12 seasons than any other conference. Since 2006, the SEC has averaged well over 300 players per year on NFL opening weekend rosters, as well as 356 over the last five years.

• During the last 12 completed NFL seasons (2005-17), the SEC had had five of its former players named NFL MVP (2005, Shaun Alexander, RB, Alabama with Seattle; 2008-09-13, Peyton Manning, QB, Tennessee with Indianapolis and Denver; 2015, Cam Newton, QB, Auburn with Carolina).

• During the last 12 Super Bowls (2006-17), three former SEC players have been named game MVP five times (2006 – Hines Ward, WR, Georgia with Pittsburgh; 2007 – Peyton Manning, QB, Tennessee with Indianapolis; 2008 and 2012– Eli Manning, QB, Ole Miss with New York Giants. Von Miller of Texas A&M was named MVP of Super Bowl 50, although his final year was the Aggies final season prior to joining the SEC.

SEC ON NFL ROSTERS

2007	2008	2009	2010	2011	2012	2013	2014	2015	2016	2017
263	259	263	272	283	257	340	345	355	362	379

• The Southeastern Conference led the nation in 2018 with an all-time high 379 former players on opening weekend 53-man active rosters, including injured reserve.

• The SEC led the nation's conferences in draft picks for the 11th consecutive year in 2017. The last time that the SEC did not top the conference draft list was in 2006, when the ACC had 52, the Big Ten had 41 and the SEC had 37.

• The nation-leading 53 NFL Draft picks are the third most in SEC history, trailing only the 63 in 2013 and 54 in 2015.

• A total of 21 SEC players were taken in first two rounds of the 2017 NFL Draft, the most by a single conference through the first two rounds in common draft era.

• The SEC has averaged over 50 selections per draft since 2006.

• Twelve SEC programs saw at least one player taken in the 2017 NFL Draft, with nine of those schools seeing multiple selections.

• Alabama became the first team in draft history with seven players selected during the first 55 picks of the draft and the first with nine players chosen during the first 80 picks. The Crimson Tide led the SEC with a school-record 10 draft selections.

• For the sixth time in the last seven years, the SEC once again led the nation in First Round NFL Draft selections. The SEC produced 12 opening-round draft picks, followed by the Big Ten (7), Pac-12 (6); ACC (4), Big 12 (1), AAC (1) and MAC (1). The 12 opening-round selections ties the SEC and all-time national record.

• The SEC had 12 First Round picks in 2017, four more than the eight (8) the league produced in 2016. During the last 11 NFL Drafts, the SEC has a nation-leading 101 players taken in the opening round, an average of over nine per season.

• Only five times in NFL Draft history as a single conference produced 10 or more First Round selections – the SEC accounts for four (4) of those occasions.

• Over the last seven NFL Drafts, the SEC has accounted for over 1/3 of the Top 10 selections.

• Since 2010, the SEC has more than double (77) the total amount of First Round selections than the next closest conference (ACC – 38).

• Seven different SEC teams, half of the conference, had a player taken in the First Round of the 2017 NFL Draft.

• The SEC now has 30 Top-10 picks since 2009 and 36 since 2007.

• At least one Florida player has been selected in every NFL draft since 1952, the longest streak in SEC history. The Gators have had eight First Round picks in the last five NFL Drafts. Florida has had a first round pick in 10 of the last 11 years.

• Since 2009, Top 10 NFL picks by league: SEC (30); Big 12 (18); ACC (15); Pac-12 (15); B1G (5), MAC (3); AAC (1), BYU (1), Notre Dame (1).

• 10 of the first 23 selections of the 2017 NFL Draft were from the SEC.

• Over the last 19 NFL Drafts, the SEC has had the No. 1 pick eight times; Have also had a Top 3 pick 14 times and Top 5 pick 16 times.

• Outside of 2016, the SEC has had at least three Top 10 selections each year since the 2006 Draft.

• Alabama has had a First Round selection in each of the past nine NFL Drafts, the nation's longest current streak.

• Alabama has the most First Round picks nationally since 2007 with 22. Florida is second with 16.

• Two of the first six selections of the 2017 NFL Draft selections were from LSU.

• Texas A&M has had at least one First-Round selection each year since joining the SEC.

2017 FIRST-ROUND SELECTIONS BY CONFERENCE

SEC: 12

Big Ten: 7

Pac-12: 6

ACC: 4

Big 12: 1

AAC: 1

MAC: 1

FIRST-ROUND SELECTIONS SINCE 2010

SEC: 77

ACC: 38

Pac-12: 36

Big Ten: 34

Big 12: 33

SEC FIRST ROUND SELECTIONS SINCE 2010

2017: 12

2016: 8

2015: 7

2014: 11

2013: 12

2012: 9

2011: 11

2010: 7

SEC NFL DRAFT SELECTIONS

	2008	2009	2010	2011	2012	2013	2014	2015	2016	2017
SEC -	35	37	49	38	42	63	49	54	51	53
ACC -	33	33	31	35	31	31	42	47	26	43
Big Ten -	28	28	34	29	41	22	30	35	47	35
Pac-12 -	34	32	29	31	28	28	34	39	32	36
Big 12 -	29	28	30	30	26	22	17	25	26	14

SEC IN THE NFL SUCCESS

• Former Southeastern Conference football players have had success in the National Football League. Here is a snapshot of that success since 2000.

2000s All-Decade Team

OG - Alan Faneca, LSU (Pittsburgh, N.Y. Jets, Arizona)

C - Kevin Mawae, LSU (Seattle, N.Y. Jets, Tennessee)

QB - Peyton Manning, Tennessee (Indianapolis)

RB - Jamal Lewis, Tennessee (Baltimore, Cleveland)

RB - Shaun Alexander, Alabama (Seattle, Washington)

DT - Richard Seymour, Georgia (New England, Oakland)

CB - Champ Bailey, Georgia (Washington, Denver)

NFL MVPs

2003 - Peyton Manning, Indianapolis (Tennessee)

Jamal Lewis, Baltimore (Tennessee)

2004 - Peyton Manning, Indianapolis (Tennessee)

2005 - Shaun Alexander, Seattle (Alabama)

2008 - Peyton Manning, Indianapolis (Tennessee)

2009 - Peyton Manning, Indianapolis (Tennessee)

2013 - Peyton Manning, Denver (Tennessee)

2015 - Cam Newton, Carolina (Auburn)

Super Bowl MVPs

XL - Hines Ward, Pittsburgh (Georgia)

XLII - Peyton Manning, Indianapolis (Tennessee)

XLIII - Eli Manning, New York Giants (Ole Miss)

XLVI - Eli Manning, New York Giants (Ole Miss)

50 - *Von Miller, Denver Broncos (Texas A&M)

*-Final season at Texas A&M was season prior to school joining the SEC.

A total of 26 former players from current Southeastern Conference institutions were on the full rosters of the New England Patriots and Philadelphia Eagles, the two National Football League teams who will squared off for Super Bowl LII on February 4. Players listed on active rosters for the two squads who hail from current SEC institutions, not including practice squad and injured reserve, totaled 18. Arkansas led the SEC with four former players represented, while Alabama, Florida, Georgia and LSU each had three. Twelve SEC schools had at least one player represented in the Super Bowl. A representative from a SEC institution has been named MVP of the Super Bowl in five of the last 13 seasons.

Total 2017 NFL Draft Picks:

(Selections Per School in Parenthesis)

SEC: 53 (3.79)

ACC: 43 (3.07)

Pac-12: 36 (3.0)

Big Ten: 35 (2.5)

American: 15 (1.25)

Big 12: 14 (1.4)

MAC: 11

C-USA: 9

MWC: 8

Sun Belt: 5

Independent: 3

FCS/D-II: 21

SEC CHAMPIONSHIP GAME

SEC DIVISIONAL TIE-BREAKER

In the event of a tie for the division championship, the following procedures will be used to break all ties to determine the SEC Football Championship Game representative. All Conference versus Conference Games (both division and non-division) will be counted in the Conference Standings.

1. **Two-Team Tie.** In the event two teams are tied for a division title, the following procedure will be used in the following order:

- A. Head-to-head competition between the two tied teams;
- B. Records of the tied teams within the division;
- C. Head-to-head competition against the team within the division with the best overall (divisional and non-divisional) Conference record, and proceeding through the division (multiple ties within the division will be broken from first to last and a tie for first place will be broken before a tie for fourth place);
- D. Overall record against non-divisional teams;
- E. Combined record against all common non-divisional teams;
- F. Record against the common non-divisional team with the best overall Conference record (divisional or non-divisional) and proceeding through other common non-divisional teams based on their order of finish within their division;
- G. Best cumulative Conference winning percentage of non-divisional opponents; and

Example: Tied Teams Non-Divisional Opponents Cumulative Record

Western 1 Eastern Opponents: 14-2
 Western 2 Eastern Opponents: 12-4
 (Western 1 would be the representative)

H. Coin flip of the tied teams.

2. **Three-Team Tie (or more).** If three teams (or more) are tied for a division title, the following procedure will be used in the following order: (Note: If one of the procedures results in one team being eliminated and two remaining, the two-team tiebreaker procedure as stated in No. 1 above will be used):

- A. Combined head-to-head record among the tied teams;
- B. Record of the tied teams within the division;
- C. Head-to-head competition against the team within the division with the best overall Conference record (divisional and non-divisional) and proceeding through the division (multiple ties within the division will be broken from first to last and a tie for first place will be broken before a tie for fourth place);
- D. Overall Conference record against non-divisional teams;
- E. Combined record against all common non-divisional teams;
- F. Record against the common non-divisional team with the best overall Conference record (divisional and non-divisional) and proceeding through other common non-divisional teams based on their order of finish within their division; and
- G. Best cumulative Conference winning percentage of non-divisional opponents (Note: If two teams' non-divisional opponents have the same cumulative record, then the two-team tiebreaker procedures apply. If four teams are tied, and three teams' non-divisional opponents have the same cumulative record, the three-team tiebreaker procedures will be used beginning with 2.A.);

Example: Tied Teams Non-Divisional Opponents Cumulative Record

Western 1 Eastern Opponents: 14-2
 Western 2 Eastern Opponents: 12-4
 Western 3 Eastern Opponents: 8-8
 (Western 1 would be the representative)

H. Coin flip of the tied teams with the team with the odd result being the representative (Example: If there are two teams with tails and one team with heads, the team with heads is the representative).

2018 SEC CHAMPIONSHIP GAME

The Southeastern Conference's Eastern and Western Division winners will meet in Atlanta's newly constructed Mercedes-Benz Stadium to battle for the league championship and the right to represent the conference in the College Football Playoff. The 27th-annual title game is set for December 1 and will be televised nationally by CBS Sports.

The game was born as a result of 1992 conference expansion, which saw Arkansas and South Carolina become the first members added in SEC history. Under NCAA regulations, a conference with 12 members may play an additional football game to determine its champion, provided the regular season is played in divisions.

The participants of the game are determined each year during the eight-game regular-season conference schedule as the teams with the best overall SEC winning percentage in each division.

The 2017 SEC Championship Game was the highest rated game in the nation for the entire regular season. No. 7 Georgia's 28-7 win over No. 2 Auburn drew an average overnight rating of 8.4 and 18 share, the best for CBS since 2013, when the Iron Bowl drew an 8.6/18 rating and share. Those figures are up 20 percent from last year's SEC Championship Game between Alabama and Florida (7.0/15).

The 2009 SEC Championship Game earned an 11.8 rating and a 24 share, marking the highest-rated SEC Championship Game in history. The game matched the No. 1 Florida Gators (12-0) vs. the No. 2 Alabama Crimson Tide (12-0).

The SEC Championship Game has drawn 24 capacity crowds in its 26-year history. Only 1993 (Birmingham) and 1995 (Atlanta) were not sellouts.

The SEC, along with AMB Sports & Entertainment (AMBSE) and the Georgia World Congress Center Authority (GWCCA), have an agreement to host the SEC Championship Game at Mercedes-Benz Stadium in Atlanta through 2026. The new agreement allows the SEC the option of adding up to two successive five-year extensions.

The Georgia Dome hosted the SEC Championship Game for 23 years beginning in 1994, with capacity crowds in the last 21 consecutive years. By the end of the new agreement, including options, the Championship will have been played in Atlanta a total of 43 years.

Year	Score	Attendance
1992	Alabama 28, Florida 21	83,091
1993	Florida 28, Alabama 13	76,345
1994	Florida 24, Alabama 23	74,751
1995	Florida 34, Arkansas 3	71,325
1996	Florida 45, Alabama 30	74,132
1997	Tennessee 30, Auburn 29	74,896
1998	Tennessee 24, Miss. State 14	74,795
1999	Alabama 34, Florida 7	71,500
2000	Florida 28, Auburn 6	73,427
2001	LSU 31, Tennessee 20	74,843
2002	Georgia 30, Arkansas 3	74,835
2003	LSU 34, Georgia 13	74,913
2004	Auburn 38, Tennessee 28	74,892
2005	Georgia 34, LSU 14	73,717
2006	Florida 38, Arkansas 28	73,374
2007	LSU 21, Tennessee 14	73,832
2008	Florida 31, Alabama 20	75,892
2009	Alabama 32, Florida 13	75,514
2010	Auburn 56, South Carolina 17	75,802
2011	LSU 42, Georgia 10	74,515
2012	Alabama 32, Georgia 28	75,624
2013	Auburn 59, Missouri 42	75,632
2014	Alabama 42, Missouri 13	73,526
2015	Alabama 29, Florida 15	75,320
2016	Alabama 54, Florida 16	74,632
2017	Georgia 28, Auburn 7	76,534

Here's a chart of team history in the SEC Championship Game:

Team	Appearances	W-L	Pct.
Florida	12	7-5	.583
Alabama	11	7-4	.636
Auburn	6	3-3	.500
Georgia	6	3-3	.500
LSU	5	4-1	.800
Tennessee	5	2-3	.400
Arkansas	3	0-3	.000
Missouri	2	0-2	.000
Mississippi State	1	0-1	.000
South Carolina	1	0-1	.000

SEC CHAMPIONSHIP GAME

SEC CHAMPIONSHIP GAME RACE RECAPS

1992 - Both races decided before final weekend. Florida and Georgia (6-2 in the SEC) were co-champions in the Eastern Division. The Gators won the tie-breaker by virtue of a 26-24 win over the Bulldogs earlier in the season. Alabama (8-0) was the outright Western Division champion, even with a game against Auburn in the final weekend, which the Tide won, 17-0.

1993 - Both races decided before final weekend. Florida won the Eastern Division and Alabama won the Western Division. The Gators finished 1/2 game ahead of Tennessee (UT tied Alabama, 17-17). Alabama, at 5-2-1, finished two games ahead second-place Arkansas. Auburn was 8-0 in the SEC, but was ineligible for the conference title.

1994 - Both races decided before final weekend. Florida won the Eastern Division, finishing SEC play at 7-1, two games ahead of Tennessee. Alabama won the Western Division with an 8-0 SEC mark, three games ahead of Miss. State.

1995 - Both races decided before final weekend. Florida won the Eastern Division, finishing SEC play at 8-0, one game ahead of Tennessee. Arkansas won the Western Division with a 6-2 SEC mark, one game ahead of Auburn and Alabama.

1996 - Both races decided before final weekend. Florida won the Eastern Division, finishing SEC play at 8-0, one game ahead of Tennessee. Alabama won the Western Division with a 6-2 SEC mark, tying LSU. However, the Tide defeated the Tigers, 26-0, earlier in the year to win the tie-breaker.

1997 - Eastern Division race not finalized until after the final weekend. Tennessee defeated Vanderbilt, 17-10, to win the division on the final weekend. Tennessee, at 7-1 in the SEC, finished one game ahead of Georgia and Florida. Auburn had won the Western Division with a 6-2 SEC mark, tying LSU. However, Auburn defeated LSU, 31-28, earlier in the year to win the tie-breaker.

1998 - Western Division race not finalized until after the final weekend. Miss. State defeated Ole Miss, 28-6, on Thanksgiving night, to win division on final weekend. Arkansas and Miss. State finished in tie for the division title. However, Miss. State defeated Arkansas, 22-21, earlier that season to win the tie-breaker. Arkansas defeated LSU 41-14 on the final weekend, but when State defeated Ole Miss, the chase for the Championship Game had been won. Tennessee had clinched the Eastern Division before the final weekend and defeated Vanderbilt, 41-0, to finished the SEC at 8-0.

1999 - Both races decided before final weekend. Florida won the Eastern Division, finishing SEC play at 7-1, one game ahead of Tennessee. Alabama won the Western Division with a 7-1 SEC mark, one game ahead of Miss. State.

2000 - Both races decided before final weekend. Florida won the Eastern Division, finishing SEC play at 7-1, two games ahead of South Carolina, Georgia and Tennessee. Auburn won the Western Division with a 6-2 SEC mark, one game ahead of LSU. LSU lost to Arkansas in the final weekend, 14-3. Even if the Tigers would have beaten the Razorbacks, Auburn would have won the tie-breaker over LSU due to a 34-17 win earlier in the season.

2001 - Both races go down to the final weekend. Due to game postponements on Sept. 15, games were reschedule for Dec. 1. On that weekend, Tennessee defeated Florida, 34-32, in Gainesville, and LSU defeated Auburn, 27-14, in Baton Rouge, to clinch berths in the SEC Championship Game. The Vols won the East with a 7-1 mark while LSU had a 5-3 mark and tied with Auburn for the West, but won the head-to-head tiebreaker.

2002 - Western division race not finalized until after the final weekend. Georgia clinched the Eastern Division championship on Nov. 16 after defeating Auburn, 24-21, in Auburn. The 7-1 Bulldogs finish one game ahead of Florida, which was 6-2. Arkansas wins the Western Division on the season's final weekend, defeating LSU, 21-20, in Little Rock on Nov. 29. The Razorbacks, LSU Tigers and Auburn Tigers are tied at 5-3 but Arkansas wins the head-to-head tiebreakers.

2003 - Both races decided on final weekend. Tennessee defeats Kentucky, 20-7, to force a three-way tie for Eastern Division championship between Vols, Georgia and Florida. Using tie-breaker involving the BCS standings, Georgia has the highest BCS ranking and has defeated Tennessee (next highest ranking) during regular season to secure SEC Championship Game berth. LSU defeats Arkansas, 55-24, and Ole Miss beats Mississippi State, 31-0, to force a tie for the Western Division championship. LSU's 17-14 win over Ole Miss the week before earns the Tigers the Western Division berth.

2004 - Auburn clinches berth in the SEC Championship Game on Oct. 30, tying the earliest since the game began in 1992 (Alabama, 1993). The Tigers (8-0) finish two games ahead in the standings of second-place LSU (6-2). Tennessee clinches berth as Eastern Division representative with 38-33 win against Vanderbilt on Nov. 20. The Vols (7-1) would win their next game on the following weekend against Kentucky to claim the division title outright. Georgia was second in the Western Division with a 6-2 mark.

2005 - Georgia (6-2) clinched Eastern Division Championship with a 45-13 win over Kentucky on Nov. 19. The Bulldogs finish one full game ahead of South Carolina and Florida in the standings. LSU clinched Western Division title with a 19-17 win over Arkansas on Nov. 25. The Tigers finished tied for the Western Division title (7-1), but defeated Auburn, 20-17, on Oct. 22, to win

the tie-breaker.

2006 - Florida (7-1) clinched Eastern Division Championship and berth in the SEC Championship Game on Nov. 4, by defeating Vanderbilt, 25-19. Arkansas clinched the Western Division title and SEC Championship Game berth with a 28-14 win over Mississippi State on Nov. 18.

2007 - LSU (6-2) clinched Western Division berth in the SEC Championship Game on Week 11 after Alabama and Auburn both lose. Tennessee (6-2) gets Eastern Division berth with 52-50 four-overtime victory over Kentucky in Week 13. The Vols win the tie-breaker with Georgia (6-2), defeating the Bulldogs 35-14 in Week 6.

2008 - Alabama (8-0) clinched Western Division berth in SEC Championship Game on Week 11 (Nov. 1) after defeating LSU, 27-21. Florida (7-1) clinched Eastern Division berth in SEC Championship Game on Week 12 (Nov. 8) after defeating Vanderbilt, 42-14.

2009 - Florida (8-0) clinched Eastern Division berth in SEC Championship Game on Week 9 (Oct. 31) after defeating Georgia, 41-17. Alabama (8-0) clinched Western Division berth in SEC Championship Game on Week 11 (Nov. 14) after defeating Mississippi State, 31-3.

2010 - Both spots in the SEC Championship Game were clinched on Week 11 (Nov. 13). Auburn (8-0) clinched Western Division berth with a 49-31 win against Georgia. South Carolina (5-3) clinched Eastern Division berth with a 36-14 win against Florida.

2011 - Georgia (7-1) clinched a berth in the SEC Championship Game in Week 12 (Nov. 19) with a 19-10 win over Kentucky while LSU (8-0) clinched its berth in Week 13 (last weekend of the regular season) with a 41-17 win over Arkansas

2012 - Georgia (7-1) clinched a berth in the SEC Championship Game in Week 11 (Nov. 10) with a 38-0 win over Auburn. Alabama clinched a berth in the SEC Championship Game in Week 13 (Nov. 24) with a 49-0 win over Auburn.

2013 - For the first time since 2003, both races were determined on the final weekend. Auburn (7-1) clinched a berth in the SEC Championship Game with a dramatic 34-28 win off a 109-yard missed field goal return for a touchdown on the game's final play at Auburn. SEC newcomer Missouri (7-1) clinched a berth in the SEC Championship Game with a 28-21 home win over Texas A&M.

2014 - For the second straight season, both divisional races were determined on the final weekend. Missouri won the SEC East outright by closing the season with three straight SEC wins, including two on the road for their second straight trip to Atlanta. Alabama won the Western Division outright as well, with Ole Miss defeating Mississippi State in the Egg Bowl, while Alabama topped Auburn in the Iron Bowl.

2015 - Florida (7-1) won the Eastern Division, clinching a spot after defeating Vanderbilt on Nov. 7. Alabama (7-1) claimed the Western Division with a victory over Auburn in the Iron Bowl on the final day of the regular season. It was the fourth straight season where the Western Champion was the Iron Bowl winner.

2016 - Florida (6-2) won the Eastern Division, clinching a spot after defeating LSU in Baton Rouge on Nov. 19. Alabama claimed the Western Division with a victory over Mississippi State on Nov. 12. This marked the first time since 2010 that saw the SEC Championship Game set prior to the final weekend of the regular season.

2017 - Georgia (7-1) won the Eastern Division, clinching a spot on Nov. 4 after defeating South Carolina 24-10 in Athens. Georgia's clinching of a spot in the SEC Championship Game on Nov. 4 is the earliest a team has done so since Florida (Oct. 31) in 2009. Auburn (7-1) claimed the Western Division with a victory over Alabama the final day of the regular season. Alabama and Auburn were co-champions of the division, with Auburn representing the SEC Western Division in Atlanta due to head-to-head tiebreaker.

2018 - Georgia won the Eastern Division, clinching a spot on Nov. 3 after defeating Kentucky 34-17 in Lexington. Alabama claimed the Western Division with a 29-0 victory over LSU in Baton Rouge later that same day. It is the earliest that both participants in the SEC Championship Game have ever been determined.

SEC CHAMPIONSHIP GAME RACE RECAP

The earliest a berth has been clinched in the SEC Championship Game is Oct. 30 (Auburn, 2004, & Alabama, 1993).

In 17 of 52 divisional races (including 2017), a championship game berth has not been decided until the weekend prior to the SEC Championship Game. That occurred in 1997 (Tennessee), 1998 (Mississippi State), 2001 (Tennessee and LSU), 2002 (Arkansas), 2003 (Georgia and LSU), 2005 (LSU), 2007 (Tennessee), 2011 (LSU), 2012 (Alabama), 2013 (Auburn and Missouri), 2014 (Alabama and Missouri), 2015 (Alabama) and 2017 (Auburn).

2018 SEC Football

2018 SEC FOOTBALL CHAMPIONSHIP GAME

2018 SEC CHAMPIONSHIP GAME

The 27th annual SEC Football Championship Game was played on Dec. 1 at Mercedes-Benz Stadium in Atlanta, with Alabama claiming a thrilling, come-from-behind 35-28 victory over Georgia. The 14 point deficit was the most overcome in SEC Championship Game history. The SEC Champion has advanced to the Playoff each year.

The game was the most-watched and highest-rated regular-season college football game on any network in seven years with a 10.1/23 rating/share and 17.5 million viewers. It also marked the second most-watched SEC Championship ever in 26 years since the game debuted in 1992.

The 2009 SEC Championship Game earned a 11.8 rating and a 24 share, the highest rated SEC Championship Game in history.

The game was played in Birmingham's Legion Field in 1992 and 1993 and moved to the Georgia Dome in 1994.

The Championship Game has drawn 25capacity crowds in its 27-year history. Only 1993 (Birmingham) and 1995 (Atlanta) were not sellouts.

Year	Score	Attendance
1992	Alabama 28, Florida 21	83,091
1993	Florida 28, Alabama 13	76,345
1994	Florida 24, Alabama 23	74,751
1995	Florida 34, Arkansas 3	71,325
1996	Florida 45, Alabama 30	74,132
1997	Tennessee 30, Auburn 29	74,896
1998	Tennessee 24, Miss. State 14	74,795
1999	Alabama 34, Florida 7	71,500
2000	Florida 28, Auburn 6	73,427
2001	LSU 31, Tennessee 20	74,843
2002	Georgia 30, Arkansas 3	74,835
2003	LSU 34, Georgia 13	74,913
2004	Auburn 38, Tennessee 28	74,892
2005	Georgia 34, LSU 14	73,717
2006	Florida 38, Arkansas 28	73,374
2007	LSU 21, Tennessee 14	73,832
2008	Florida 31, Alabama 20	75,892
2009	Alabama 32, Florida 13	75,514
2010	Auburn 56, South Carolina 17	75,802
2011	LSU 42, Georgia 10	74,515
2012	Alabama 32, Georgia 28	75,624
2013	Auburn 59, Missouri 42	75,632
2014	Alabama 42, Missouri 13	73,526
2015	Alabama 29, Florida 15	75,320
2016	Alabama 54, Florida 16	74,632
2017	Georgia 28, Auburn 7	76,534
2018	Alabama 35, Georgia 28	77,141

2018 SEC FOOTBALL CHAMPIONSHIP GAME

Alabama 35, Georgia 28

Dec. 1, 2018 • Mercedes-Benz Stadium (77,141) • Atlanta, Ga.

Alabama	0	14	7	14	35
Georgia	7	14	7	0	28

Scoring Summary:

- 1st 03:08 UGA - Isaac Nauta 20 yd TD PASS from Jake Fromm (KICK by R. Blankenship), 7-60
3:08 0-7
- 2nd 14:56 UA - Josh Jacobs 1 yd TD RUSH (KICK by Joseph Bulovas), 8-75 3:12 7-7
- 2nd 07:31 UGA - D'Andre Swift 9 yd TD RUSH (KICK by R. Blankenship), 13-74 7:19 7-14
- 2nd 04:05 UGA - D'Andre Swift 11 yd TD PASS from Jake Fromm (KICK by R. Blankenship), 6-51 2:22 7-21
- 2nd 02:18 UA - Josh Jacobs 0 yd TD FUMB (KICK by Joseph Bulovas), 4-75 1:47 14-21
- 3rd 12:39 UGA - Riley Ridley 23 yd TD PASS from Jake Fromm (KICK by R. Blankenship), 3-51 1:14 14-28
- 3rd 03:02 UA - Jaylen Waddle 51 yd TD PASS from Tua Tagovailoa (KICK by Joseph Bulovas), 4-72 1:29 21-28
- 4th 05:19 UA - Jerry Jeudy 10 yd TD PASS from Jalen Hurts (KICK by Joseph Bulovas), 16-80 7:08 28-28
- 4th 01:04 UA - Jalen Hurts 15 yd TD RUSH (KICK by Joseph Bulovas), 5-52 2:00 35-28

	Alabama	Georgia
FIRST DOWNS	21	23
RUSHES-YARDS (NET)	29-157	39-153
PASSING-YARDS (NET)	246	301
Passes Att-Comp-Int	34-17-2	40-25-0
TOTAL OFFENSE PLAYS-YARDS	63-403	79-454
Fumble Returns-Yards	-	-
Punt Returns-Yards	1-36	2-16
Kickoff Returns-Yards	-	4-67
Interception Returns-Yards	-	2-29
Punts (Number-Avg)	5-40.2	6-48.0
Fumbles-Lost	2-0	1-0
Penalties-Yards	3-10	6-50
Possession Time	24:30	35:30
Third-Down Conversions	5-11	5-16
Fourth-Down Conversions	0-0	2-3
Red-Zone Scores-Chances	4-5	3-4

Full Game Statistics: <http://www.statbroadcast.com/events/archived.php?id=241424>
and <http://stats.statbroadcast.com/statmonitr/?id=241424>

MVP: Alabama's Josh Jacobs was named the game's MVP after rushing 8 times for 83 yards and two touchdowns. He is the fifth running back to take home the honor and third Crimson Tide back, joining Derrick Henry in 2015 and Eddie Lacy in 2012.

NOTES

- Alabama improves to 8-4 in the championship game and earns its 27th conference title. Head coach Nick Saban is 8-1 in the championship game (6-1 at Alabama, 2-0 at LSU). Georgia drops to 3-4 in the championship game.
- It is Alabama's sixth consecutive championship game victory (2009, 2012, 2014, 2015, 2016, 2018).
- Today's game is the sixth championship game decided by 7 points or less and the first since Alabama edged Georgia 32-28 in 2012.
- Alabama overcame two 14-point deficits (21-7 and 28-14) to win the championship game by scoring the game's final 21 points. It set the championship game record for the largest deficit overcome to win. The previous high was 13 done by Tennessee versus Auburn in 1997. The Volunteers trailed the Tigers 20-7 with 14:12 in the second quarter and eventually won 30-29.

SEC CHAMPIONSHIP GAME HISTORY

Team	App.	Record	Titles
Alabama	12	8-4 (.667)	8 (1992, 1999, '09, '12, '14, '15, '16, '18)
Florida	12	7-5 (.583)	7 (1993, 1994, 1995, 1996, 2000, 2006, 2008)
Georgia	7	3-4 (.429)	3 (2002, 2005, 2017)
Auburn	6	3-3 (.500)	3 (2004, 2010, 2013)
LSU	5	4-1 (.800)	4 (2001, 2003, 2007, 2011)
Tennessee	5	2-3 (.400)	2 (1997, 1998)
Arkansas	3	0-3 (.000)	
Missouri	2	0-2 (.000)	
Mississippi State	1	0-1 (.000)	
South Carolina	1	0-1 (.000)	

2018 SEC FOOTBALL LEGENDS CLASS

BIRMINGHAM, Ala. (October 2, 2018) – The Southeastern Conference on Tuesday announced its 2018 AT&T SEC Football Legends class, an assemblage of former football standouts who will be honored at events surrounding the SEC Football Championship Game in Atlanta in December.

The class will be honored at the 2018 SEC Football "Weekend of Champions" Nov. 30-Dec. 1 in Atlanta, Ga, highlighted by the annual SEC Legends Dinner presented by AT&T on Fri., Nov. 30 at the Hyatt Regency in Atlanta. The group will also be recognized prior to the SEC Football Championship Game, which will be held at the new Mercedes-Benz Stadium on Sat., Dec. 1.

The 2018 Football Legends Class includes 14 former stars who excelled on the gridiron and helped write the rich history of the sport at their respective institutions. This year's class includes All-Americans, All-SEC selections and Academic All-Americans. The group represents teams that won National and SEC Championships and are represented in state, school and college football halls of fame.

Below is a listing and biographies of the 2018 SEC Football Legends:

2018 SEC FOOTBALL LEGEND BIOGRAPHIES

ALABAMA – Shaun Alexander, Running Back, 1996-99

Shaun Alexander was regarded as one of the most productive backs in the country during his playing days at Alabama. He burst onto the scene with a 291-yard performance as a freshman against LSU, then rushed for more than 1,000 yards in each of his junior and senior seasons. He earned First Team All-America honors as a senior, leading the Crimson Tide to the 1999 SEC Championship. He left Tuscaloosa with 15 rushing records, including the career total yardage mark at 3,565. Alexander was selected in the first round (19th overall) of the 2000 NFL Draft by the Seattle Seahawks. He was the NFL Most Valuable Player in 2005 and was named to the NFL's 2000 All-Decade Team. In 2011, Alexander was voted into the Alabama Sports Hall of Fame.

ARKANSAS – Darren McFadden, Running Back, 2005-07

One of the most decorated players in Arkansas history and a two-time runner up for the Heisman Trophy, Darren McFadden was the 2007 Player of the Year by the Walter Camp Foundation and The Sporting News. A two-time first-team All-American, he twice won the Doak Walker Award and was twice named SEC Offensive Player of the Year. McFadden ranks second on the SEC career rushing list with 4,590 yards and averaged 120.8 yards per game during his three-year career, third best in league history. He rushed for 100 yards or more 22 times and is one of only three players in SEC history to rush for 1,000 yards in each of his freshman, sophomore and junior seasons. His 321 yards vs. South Carolina in 2007 remains tied for the SEC record for rushing yards in a game. The fourth pick overall in the 2008 NFL draft by the Oakland Raiders, he played 10 years in the NFL for the Raiders and Dallas Cowboys.

AUBURN – Ronnie Brown, Running Back, 2001-04

A four-year letterwinner at Auburn from 2001-04, Ronnie Brown was a first-team All-SEC pick as a senior while helping Auburn to a SEC Championship and a perfect 13-0 season. After earning All-SEC freshman honors in 2001, Brown rushed for 1,000 yards as a sophomore in 2002. He finished his career ranked in Auburn's top 10 in career rushing yards, rushing touchdowns, receptions by a running back and receiving yards by a running back. A team captain as a senior in 2004, Brown graduated from Auburn that same year. He was the No. 2 overall pick of the 2005 NFL Draft, becoming the highest drafted Auburn back since Bo Jackson went No. 1 in 1986. Brown played 10 years with five teams, including six with the Miami Dolphins and was a Pro Bowl selection in 2008. The Cartersville, Ga., native currently serves as a sideline reporter for the Auburn Sports Network.

FLORIDA – Lawrence Wright, Safety, 1993-96

Lawrence Wright was four-year letterwinner for the Florida Gators and the 1996 Jim Thorpe Award recipient, awarded to the nation's top defensive back. He was captain of 1996 National Championship team, the first national title team in school history. He was also the emotional leader for four consecutive SEC Championship teams (1993-96) under head coach Steve Spurrier. A first-team All-American in 1995, he was also a two-time First-team All-SEC selection in 1995 and 96. He finished his career with 331 tackles and five interceptions. A three-time selection to the SEC Academic Honor Roll and a College Football Association Scholar-Athlete his senior year, Wright went on to play two years in the NFL with the Cincinnati Bengals. Gator fans also remember Wright for coining the phrase "If you are not a Gator, you must be Gator Bait!"

GEORGIA – Hines Ward, Wide Receiver/Quarterback/Running Back, 1994-97

One of the most versatile threats in SEC football history, Hines Ward showed extraordinary talent as a receiver, running back and quarterback. Ward ranked highly in three individual career UGA statistics, placing second in receptions (144), fourth in receiving yards (1,965), and second in all-purpose yards (3,870) trailing only the legendary Herschel Walker. In 43 games at UGA, Ward recorded 4,762 total yards, averaging 9.3 yards per touch and 110.7 yards per game, and scored a total of 20 touchdowns. He was named to the SEC Coaches All-SEC first team in 1997. Ward was selected in the third round of the 1997 NFL draft by the Pittsburgh Steelers and went on to be selected to four Pro Bowls, was a member of two Super Bowl champion teams, and MVP of Super Bowl 40 in 2006. Ward received more national attention in 2011 by winning the "Dancing With The Stars" national television competition.

KENTUCKY – Rich Brooks, Head Coach, 2003-09

Rich Brooks guided the Kentucky football fortunes for seven years from 2003-09 and is the only head coach in UK history to guide the Wildcats to postseason bowl games in four consecutive years and win three straight bowls. The streak began in 2006 with a stunning upset of Clemson in the Music City Bowl. The 2007 season was highlighted by a Top-10 ranking, a victory over No. 1 (and eventual national champion) LSU and was capped by a bowl victory over Florida State. Following the 2008 season, UK defeated East Carolina in the Liberty Bowl. In his final season in 2009, Brooks was named SEC Coach of the Year by CollegeFootballNews.com. With the Wildcats reflecting the toughness shown by their head coach, in his last four seasons he led UK to 12 fourth-quarter comeback wins. Prior to joining Kentucky, Brooks served as head coach for the St. Louis Rams of the NFL and the University of Oregon.

LSU – Ronnie Estay, Defensive Tackle, 1968-71

One of the top defensive tackles in LSU history, Ronnie Estay earned first team All-America honors in his senior year of 1971 from Kodak/American Football Coaches Association. He was also named first team All-SEC in 1971 after earning second team all-conference honors in 1970. Accomplished in the classroom as well, Estay was named Academic All-SEC as a junior in 1970. Estay anchored a staunch LSU defensive line that led the nation in rushing defense in both 1969 (38.9 ypg) and 1970 (52.2 ypg), helping lead the Tigers to the 1970 SEC Championship. A three-year letterwinner from 1969-71, Estay was a member of teams went a combined 27-7 overall and 12-3 in SEC play in those three seasons. Estay played 11 years in the CFL, winning six Grey Cup titles. He is a member of the LSU Athletic Hall of Fame, the Louisiana Sports Hall of Fame and the Canadian Football Hall of Fame.

OLE MISS – Jim Miller, Punter, 1976-79

A consensus All-America selection in 1979, Jim Miller was a three-time All-SEC first-team pick and member of both the Ole Miss Team of the Century (1893-1992) and Ole Miss Sports Hall of Fame. A barefooted punter, he averaged 43.4 yards on 266 career punts and in 1977 led the nation in punting, averaging 45.9 yards, which also set an SEC record. Although 40 years have passed since his final collegiate season, he still holds school records for most career punts (266) and career punting yards (11,549) and ranks second for most punting yards in a season (3,283). Miller played six years in the NFL and while playing for the San Francisco 49ers was selected to the NFL All-Rookie Team in 1980 and was also a member of San Francisco's Super Bowl XVI championship team. He played three seasons with the 49ers, two with Dallas and one with the New York Giants.

MISSISSIPPI STATE – Mardye McDole, Wide Receiver, 1977-80

Mardye McDole, a Mobile, Ala., native is arguably the greatest wide receiver in Mississippi State history. Still the only three-time All-SEC wide receiver in school history, McDole led the conference in receptions (48) and yards per reception as a sophomore. That year, McDole became the first player in MSU history with over 1,000 receiving yards in a single-season (1,035), a mark that remains the school record. He was tabbed an All-American by The Sporting News following his senior year in 1980. He finished as the school's all-time leader in receiving yards (2,214) and catches (116). He was selected in the second round of the 1981 NFL Draft by the Minnesota Vikings. He spent three seasons there and also played for the Calgary Stampeders of the CFL and the Memphis Showboats of the USFL. He was inducted into the Mississippi State Sports Hall of Fame in 2001.

MISSOURI – Devin West, Running Back, 1995-98

Devin West was a first-team All-American as a senior in 1998 and a semi-finalist for the Doak Walker Award, given to the top running back in college football. He rushed for an MU-record 1,578 yards (ranking 5th in the nation), and 17 touchdowns his senior season. West was a lightly-known recruit from small-town Moberly, Mo., who developed into a key leader and contributor in Mizzou's turnaround that saw the Tigers reach consecutive bowl games in 1997 and 1998, after going without a bowl appearance from 1984-96. The 1998 team defeated West Virginia in the Insight.com Bowl, marking MU's first bowl victory since 1981. West was only the second Mizzou running back to earn All-America honors and was the first since Bob Steuber in 1942. For his career, he rushed for 2,954 yards and 28 touchdowns, including a Mizzou single-game record of 319 yards against rival Kansas in 1998.

SOUTH CAROLINA – Eric Norwood, Linebacker, 2006-09

Eric Norwood was named first-team All-America in 2009 by both the Associated Press and the Walter Camp Foundation as an outside linebacker. He was a three-time All-SEC first-team selection by the coaches, a two-time AP All-SEC choice and was named a Freshman All-American by The Sporting News in 2006. A team captain in both 2008 and 2009, Norwood is the school record holder in career tackles for loss (54.5) and career sacks (29). He earned numerous national and conference Defensive Player of the Week awards, as well as tying a national record by returning two fumbles for touchdowns against Kentucky in 2007. Norwood was selected in the fourth round of the 2010 NFL Draft by Carolina and played two years for the Panthers before a five-year career in the Canadian Football League. He was elected to the South Carolina Athletic Hall of Fame in 2017.

TENNESSEE – Phillip Fulmer, Head Coach, 1992-2008

Phillip Fulmer served as head coach of the Tennessee Volunteers from 1992 to 2008, compiling a 152-52 record while leading the Vols to the 1998 BCS National Championship. Tennessee's 20th head coach, Fulmer is the second winningest football coach in Tennessee history and the third UT coach to capture a national title. His 1997 and 1998 teams won consecutive SEC Championships, and Tennessee racked up a

four-year record of 45-5 from 1995-98. During Fulmer's collegiate playing career, he was an offensive guard for the Vols from 1969-71. He helped coach Bill Battle's teams post a 30-5 record during those three seasons and was a member of Tennessee's 1969 SEC Championship team. Fulmer served as a student coach at UT upon his graduation and later served as a full-time assistant coach for the Vols from 1980-92 before rising to head coach. Fulmer was inducted into the College Football Hall of Fame in 2012 and now serves as Tennessee's Director of Athletics.

TEXAS A&M – Pat Thomas, Defensive Back, 1974-75

Pat Thomas was a two-time All-American defensive back in 1974 and 1975 and earned All-SWC honors for the Aggies as well. Named team captain as a junior in 1974, he helped the 1975 team earn a share of the Southwest Conference Championship. That 1975 team reached as high as No. 2 in the country after defeating Texas, 20-10, at Kyle Field. He was signed by Emory Bellard in 1972 and earned four letters at Texas A&M (1972-75) after playing at Plano High School where he helped the team win the 1971 Texas state high school championship. Thomas was selected in the second round of the 1976 NFL draft by the Los Angeles Rams and went on to earn first-team All-Pro honors in 1980 and was a 1978 and 1980 NFL Pro Bowl selection. He played in the 1980 Super Bowl. Following his playing career, Thomas, coached in the NFL and USFL. He was inducted into the Texas A&M Athletics Hall of Fame in 1986.

VANDERBILT – Zac Stacy, Running Back, 2009-12

Zac Stacy, a two-time All-SEC running back for Vanderbilt, ended his collegiate career as the Commodores' all-time leader with 3,143 rushing yards and 30 rushing touchdowns. As a junior in 2011, he set new team single-season records with 1,193 rushing yards and 14 touchdowns, helping Vanderbilt to an appearance in the AutoZone Liberty Bowl. As a senior captain, he rushed for 1,141 yards and was named MVP of the Franklin American Mortgage Music City Bowl as the Commodores defeated NC State and finished with nine victories. Stacy became the first back in Commodore history to produce back-to-back 1,000-yard rushing seasons. Stacy was a fifth-round pick of the St. Louis Rams in the 2013 Draft and enjoyed a four-year NFL career. Following his playing career, Stacy has worked in sports radio and has been an advocate and event sponsor for the Down Syndrome Association of Middle Tennessee.

2019 SEC FOOTBALL WEEKLY SCHEDULE

August 31

Alabama vs. Duke (Atlanta)
Portland State at Arkansas
Auburn vs. Oregon (Dallas)
Florida vs. Miami (Orlando)
Toledo at Kentucky
Georgia Southern at LSU
Ole Miss at Memphis
Mississippi State vs. UL-Lafayette (New Orleans)
Missouri at Wyoming
South Carolina vs. North Carolina (Charlotte)
Georgia State at Tennessee
Texas State at Texas A&M
*Georgia at Vanderbilt

September 7

New Mexico State at Alabama
Tulane at Auburn
UT-Martin at Florida
Murray State at Georgia
Eastern Michigan at Kentucky
LSU at Texas
*Arkansas at Ole Miss
Southern Miss at Mississippi State
West Virginia at Missouri
Charleston Southern at South Carolina
BYU at Tennessee
Texas A&M at Clemson
Vanderbilt at Purdue

September 14

Colorado State at Arkansas
Kent State at Auburn
Arkansas State at Georgia
*Florida at Kentucky
Northwestern State at LSU
Southeastern Louisiana at Ole Miss
Kansas State at Mississippi State
Southeast Missouri State at Missouri
*Alabama at South Carolina
UT-Chattanooga at Tennessee
Lamar at Texas A&M

September 21

Southern Miss at Alabama
San Jose State at Arkansas
*Tennessee at Florida
Notre Dame at Georgia
California at Ole Miss
*Kentucky at Mississippi State
*South Carolina at Missouri
*Auburn at Texas A&M
*LSU at Vanderbilt

September 28

*Ole Miss at Alabama
*Texas A&M vs. Arkansas (Arlington)
*Mississippi State at Auburn
Towson at Florida
*Kentucky at South Carolina
Northern Illinois at Vanderbilt

October 5

*Auburn at Florida
Utah State at LSU
*Vanderbilt at Ole Miss
Troy at Missouri
*Georgia at Tennessee

October 12

*South Carolina at Georgia
*Arkansas at Kentucky
*Florida at LSU
*Ole Miss at Missouri
*Mississippi State at Tennessee
*Alabama at Texas A&M
UNLV at Vanderbilt

October 19

*Tennessee at Alabama
*Auburn at Arkansas
*Kentucky at Georgia
*Texas A&M at Ole Miss
*LSU at Mississippi State
*Florida at South Carolina
*Missouri at Vanderbilt

October 26

*Arkansas at Alabama
*Missouri at Kentucky
*Auburn at LSU
*South Carolina at Tennessee
*Mississippi State at Texas A&M

November 2

*Mississippi State at Arkansas
*Ole Miss at Auburn
*Georgia vs. Florida (Jacksonville)
*Vanderbilt at South Carolina
UAB at Tennessee
UT-San Antonio at Texas A&M

November 9

*LSU at Alabama
Western Kentucky at Arkansas
*Vanderbilt at Florida
*Missouri at Georgia

*Tennessee at Kentucky
New Mexico State at Ole Miss
Appalachian State at South Carolina

November 16

*Georgia at Auburn
*LSU at Ole Miss
*Alabama at Mississippi State
*Florida at Missouri
*South Carolina at Texas A&M
*Kentucky at Vanderbilt

November 23

Western Carolina at Alabama
Samford at Auburn
*Texas A&M at Georgia
UT-Martin at Kentucky
*Arkansas at LSU
Abilene Christian at Mississippi State
*Tennessee at Missouri
East Tennessee State at Vanderbilt

November 28 (Thursday)

*Ole Miss at Mississippi State

November 30

Missouri at Arkansas (Little Rock)
*Alabama at Auburn
Florida State at Florida
Georgia at Georgia Tech
Louisville at Kentucky
*Texas A&M at LSU
Clemson at South Carolina
*Vanderbilt at Tennessee

Dec. 7

SEC Football Championship (Atlanta)

*SEC Game

Tentative and subject to change

2019 SEC FOOTBALL TEAM-BY-TEAM SCHEDULE

ALABAMA

Aug. 31 vs. Duke (Atlanta)
 Sept. 7 NEW MEXICO STATE
 Sept. 14 at South Carolina
 Sept. 21 SOUTHERN MISS
 Sept. 28 OLE MISS
 Oct. 5 Open Date
 Oct. 12 at Texas A&M
 Oct. 19 TENNESSEE
 Oct. 26 ARKANSAS
 Nov. 2 Open Date
 Nov. 9 LSU
 Nov. 16 at Mississippi State
 Nov. 23 WESTERN CAROLINA
 Nov. 30 at Auburn

ARKANSAS

Aug. 31 PORTLAND STATE
 Sept. 7 at Ole Miss
 Sept. 14 COLORADO STATE
 Sept. 21 SAN JOSE STATE
 Sept. 28 vs. Texas A&M (Arlington)
 Oct. 5 Open Date
 Oct. 12 at Kentucky
 Oct. 19 AUBURN
 Oct. 26 at Alabama
 Nov. 2 MISSISSIPPI STATE
 Nov. 9 WESTERN KENTUCKY
 Nov. 16 Open Date
 Nov. 23 at LSU
 Nov. 30 MISSOURI (Little Rock)

AUBURN

Aug. 31 vs. Oregon (Dallas)
 Sept. 7 TULANE
 Sept. 14 KENT STATE
 Sept. 21 at Texas A&M
 Sept. 28 MISSISSIPPI STATE
 Oct. 5 at Florida
 Oct. 12 Open Date
 Oct. 19 at Arkansas
 Oct. 26 at LSU
 Nov. 2 OLE MISS
 Nov. 9 Open Date
 Nov. 16 GEORGIA
 Nov. 23 SAMFORD
 Nov. 30 ALABAMA

FLORIDA

Aug. 31 vs. Miami (Orlando)
 Sept. 7 UT-MARTIN
 Sept. 14 at Kentucky
 Sept. 21 TENNESSEE
 Sept. 28 TOWSON
 Oct. 5 AUBURN
 Oct. 12 at LSU
 Oct. 19 at South Carolina
 Oct. 26 Open Date
 Nov. 2 vs. Georgia (Jacksonville)
 Nov. 9 VANDERBILT
 Nov. 16 at Missouri
 Nov. 23 Open Date
 Nov. 30 FLORIDA STATE

GEORGIA

Aug. 31 at Vanderbilt
 Sept. 7 MURRAY STATE
 Sept. 14 ARKANSAS STATE
 Sept. 21 NOTRE DAME
 Sept. 28 Open Date
 Oct. 5 at Tennessee
 Oct. 12 SOUTH CAROLINA
 Oct. 19 KENTUCKY
 Oct. 26 Open Date
 Nov. 2 vs. Florida (Jacksonville)

Nov. 9 MISSOURI
 Nov. 16 at Auburn
 Nov. 23 TEXAS A&M
 Nov. 30 at Georgia Tech

KENTUCKY

Aug. 31 TOLEDO
 Sept. 7 EASTERN MICHIGAN
 Sept. 14 FLORIDA
 Sept. 21 at Mississippi State
 Sept. 28 at South Carolina
 Oct. 5 Open Date
 Oct. 12 ARKANSAS
 Oct. 19 at Georgia
 Oct. 26 MISSOURI
 Nov. 2 Open Date
 Nov. 9 TENNESSEE
 Nov. 16 at Vanderbilt
 Nov. 23 UT-MARTIN
 Nov. 30 LOUISVILLE

LSU

Aug. 31 GEORGIA SOUTHERN
 Sept. 7 at Texas
 Sept. 14 NORTHWESTERN STATE
 Sept. 21 at Vanderbilt
 Sept. 28 Open Date
 Oct. 5 UTAH STATE
 Oct. 12 FLORIDA
 Oct. 19 at Mississippi State
 Oct. 26 AUBURN
 Nov. 2 Open Date
 Nov. 9 at Alabama
 Nov. 16 at Ole Miss
 Nov. 23 ARKANSAS
 Nov. 30 TEXAS A&M

OLE MISS

Aug. 31 at Memphis
 Sept. 7 ARKANSAS
 Sept. 14 SOUTHEASTERN LOUISIANA
 Sept. 21 CALIFORNIA
 Sept. 28 at Alabama
 Oct. 5 VANDERBILT
 Oct. 12 at Missouri
 Oct. 19 TEXAS A&M
 Oct. 26 Open Date
 Nov. 2 at Auburn
 Nov. 9 NEW MEXICO STATE
 Nov. 16 LSU
 Nov. 23 Open Date
 Nov. 28 (Thu.) at Mississippi State

MISSISSIPPI STATE

Aug. 31 vs. UL-Lafayette (New Orleans)
 Sept. 7 SOUTHERN MISS
 Sept. 14 KANSAS STATE
 Sept. 21 KENTUCKY
 Sept. 28 at Auburn
 Oct. 5 Open Date
 Oct. 12 at Tennessee
 Oct. 19 LSU
 Oct. 26 at Texas A&M
 Nov. 2 at Arkansas
 Nov. 9 Open Date
 Nov. 16 ALABAMA
 Nov. 23 ABILENE CHRISTIAN
 Nov. 28 (Thu.) OLE MISS

MISSOURI

Aug. 31 at Wyoming
 Sept. 7 WEST VIRGINIA
 Sept. 14 SOUTHEAST MISSOURI ST.
 Sept. 21 SOUTH CAROLINA
 Sept. 28 Open Date

Oct. 5 TROY
 Oct. 12 OLE MISS
 Oct. 19 at Vanderbilt
 Oct. 26 at Kentucky
 Nov. 2 Open Date
 Nov. 9 at Georgia
 Nov. 16 FLORIDA
 Nov. 23 TENNESSEE
 Nov. 30 at Arkansas (Little Rock)

SOUTH CAROLINA

Aug. 31 vs. No. Carolina (Charlotte)
 Sept. 7 CHARLESTON SOUTHERN
 Sept. 14 ALABAMA
 Sept. 21 at Missouri
 Sept. 28 KENTUCKY
 Oct. 5 Open Date
 Oct. 12 at Georgia
 Oct. 19 FLORIDA
 Oct. 26 at Tennessee
 Nov. 2 VANDERBILT
 Nov. 9 APPALACHIAN STATE
 Nov. 16 at Texas A&M
 Nov. 23 Open Date
 Nov. 30 CLEMSON

TENNESSEE

Aug. 31 GEORGIA STATE
 Sept. 7 BYU
 Sept. 14 UT-CHATTANOOGA
 Sept. 21 at Florida
 Sept. 28 Open Date
 Oct. 5 GEORGIA
 Oct. 12 MISSISSIPPI STATE
 Oct. 19 at Alabama
 Oct. 26 SOUTH CAROLINA
 Nov. 2 UAB
 Nov. 9 at Kentucky
 Nov. 16 Open Date
 Nov. 23 at Missouri
 Nov. 30 VANDERBILT

TEXAS A&M

Aug. 31 TEXAS STATE
 Sept. 7 at Clemson
 Sept. 14 LAMAR
 Sept. 21 AUBURN
 Sept. 28 vs. Arkansas (Arlington)
 Oct. 5 Open Date
 Oct. 12 ALABAMA
 Oct. 19 at Ole Miss
 Oct. 26 MISSISSIPPI STATE
 Nov. 2 UT-SAN ANTONIO
 Nov. 9 Open Date
 Nov. 16 SOUTH CAROLINA
 Nov. 23 at Georgia
 Nov. 30 at LSU

VANDERBILT

Aug. 31 GEORGIA
 Sept. 7 at Purdue
 Sept. 14 Open Date
 Sept. 21 LSU
 Sept. 28 NORTHERN ILLINOIS
 Oct. 5 at Ole Miss
 Oct. 12 UNLV
 Oct. 19 MISSOURI
 Oct. 26 Open Date
 Nov. 2 at South Carolina
 Nov. 9 at Florida
 Nov. 16 KENTUCKY
 Nov. 23 EAST TENNESSEE STATE
 Nov. 30 at Tennessee

Tentative and subject to change



2019 SEC FOOTBALL SCHEDULE

(Tentative and Subject to Change)



Date Team	Aug. 31	Sept. 7	Sept. 14	Sept. 21	Sept. 28	Oct. 5	Oct. 12	Oct. 19	Oct. 26	Nov. 2	Nov. 9	Nov. 16	Nov. 23	Nov. 30
ALABAMA	DUKE Atlanta	NEW MEXICO STATE Tuscaloosa	SOUTH CAROLINA Columbia	SOUTHERN MISS Tuscaloosa	OLE MISS Tuscaloosa		TEXAS A&M College Station	TENNESSEE Tuscaloosa	ARKANSAS Tuscaloosa		LSU Tuscaloosa	MISSISSIPPI STATE Starkville	WESTERN CAROLINA Tuscaloosa	AUBURN Auburn
ARKANSAS	PORTLAND STATE Fayetteville	OLE MISS Oxford	COLORADO STATE Fayetteville	SAN JOSE STATE Fayetteville	TEXAS A&M Arlington		KENTUCKY Lexington	AUBURN Fayetteville	ALABAMA Tuscaloosa	MISSISSIPPI STATE Fayetteville	WESTERN KENTUCKY Fayetteville		LSU Baton Rouge	MISSOURI Little Rock
AUBURN	OREGON Arlington	TULANE Auburn	KENT STATE Auburn	TEXAS A&M College Station	MISSISSIPPI STATE Auburn	FLORIDA Gainesville		ARKANSAS Fayetteville	LSU Baton Rouge	OLE MISS Auburn		GEORGIA Auburn	SAMFORD Auburn	ALABAMA Auburn
FLORIDA	MIAMI Orlando	UT MARTIN Gainesville	KENTUCKY Lexington	TENNESSEE Gainesville	TOWSON Gainesville	AUBURN Gainesville	LSU Baton Rouge	SOUTH CAROLINA Columbia		GEORGIA Jacksonville	VANDERBILT Gainesville	MISSOURI Columbia		FLORIDA STATE Gainesville
GEORGIA	VANDERBILT Nashville	MURRAY STATE Athens	ARKANSAS STATE Athens	NOTRE DAME Athens		TENNESSEE Knoxville	SOUTH CAROLINA Athens	KENTUCKY Athens		FLORIDA Jacksonville	MISSOURI Athens	AUBURN Auburn	TEXAS A&M Athens	GEORGIA TECH Atlanta
KENTUCKY	TOLEDO Lexington	EASTERN MICHIGAN Lexington	FLORIDA Lexington	MISSISSIPPI STATE Starkville	SOUTH CAROLINA Columbia		ARKANSAS Lexington	GEORGIA Athens	MISSOURI Lexington		TENNESSEE Lexington	VANDERBILT Nashville	UT MARTIN Lexington	LOUISVILLE Lexington
LSU	GEORGIA SOUTHERN Baton Rouge	TEXAS Austin	NORTHWESTERN STATE Baton Rouge	VANDERBILT Nashville		UTAH STATE Baton Rouge	FLORIDA Baton Rouge	MISSISSIPPI STATE Starkville	AUBURN Baton Rouge		ALABAMA Tuscaloosa	OLE MISS Oxford	ARKANSAS Baton Rouge	TEXAS A&M Baton Rouge
OLE MISS	MEMPHIS Memphis	ARKANSAS Oxford	SOUTHEAST LOUISIANA Oxford	CALIFORNIA Oxford	ALABAMA Tuscaloosa	VANDERBILT Oxford	MISSOURI Columbia	TEXAS A&M Oxford		AUBURN Auburn	NEW MEXICO STATE Oxford	LSU Oxford		MISSISSIPPI STATE Starkville (Nov. 28)
MISSISSIPPI STATE	LOUISIANA-LAFAYETTE New Orleans	SOUTHERN MISS Starkville	KANSAS STATE Starkville	KENTUCKY Starkville	AUBURN Auburn		TENNESSEE Knoxville	LSU Starkville	TEXAS A&M College Station	ARKANSAS Fayetteville		ALABAMA Starkville	ABILENE CHRISTIAN Starkville	OLE MISS Starkville (Nov. 28)
MISSOURI	WYOMING Laramie	WEST VIRGINIA Columbia	SOUTHEAST MISSOURI Columbia	SOUTH CAROLINA Columbia, Mo.		TROY Columbia	OLE MISS Columbia	VANDERBILT Nashville	KENTUCKY Lexington		GEORGIA Athens	FLORIDA Columbia	TENNESSEE Columbia	ARKANSAS Little Rock
SOUTH CAROLINA	NORTH CAROLINA Charlotte	CHARLESTON SOUTHERN Columbia	ALABAMA Columbia	MISSOURI Columbia, Mo.	KENTUCKY Columbia		GEORGIA Athens	FLORIDA Columbia	TENNESSEE Knoxville	VANDERBILT Columbia	APPALACHIAN STATE Columbia	TEXAS A&M College Station		CLEMSON Columbia
TENNESSEE	GEORGIA STATE Knoxville	BYU Knoxville	CHATTANOOGA Knoxville	FLORIDA Gainesville		GEORGIA Knoxville	MISSISSIPPI STATE Knoxville	ALABAMA Tuscaloosa	SOUTH CAROLINA Knoxville	UAB Knoxville	KENTUCKY Lexington		MISSOURI Columbia	VANDERBILT Knoxville
TEXAS A&M	TEXAS STATE College Station	CLEMSON Clemson	LAMAR College Station	AUBURN College Station	ARKANSAS Arlington, Texas		ALABAMA College Station	OLE MISS Oxford	MISSISSIPPI STATE College Station	UTSA College Station		SOUTH CAROLINA College Station	GEORGIA Athens	LSU Baton Rouge
VANDERBILT	GEORGIA Nashville	PURDUE West Lafayette		LSU Nashville	NORTHERN ILLINOIS Nashville	OLE MISS Oxford	UNLV Nashville	MISSOURI Nashville		SOUTH CAROLINA Columbia	FLORIDA Gainesville	KENTUCKY Nashville	ETSU Nashville	TENNESSEE Knoxville

2019 SEC CHAMPIONSHIP GAME • DECEMBER 7 • MERCEDES-BENZ STADIUM • ATLANTA, GA.

2018 PRIMARY SEC FOOTBALL CONTACTS



ALABAMA

Josh Maxson/ Assistant AD / Football Communications
FAX: (205) 348-8841
E-Mail: jmaxson@ia.ua.edu

(205) 348-3631

P.O. Box 870391
Tuscaloosa, AL 35487-0391
Internet: <http://www.rolltide.com>



ARKANSAS

Kyle Parkinson, Associate AD/ Communications
FAX: (479) 575-7481
E-Mail: kparkin@uark.edu

(479) 387-8569

Bud Walton Arena, 1240 W. Leroy Pond Dr.
Fayetteville, AR 72701
Internet: <http://www.ArkansasRazorbacks.com>



AUBURN

Shelly Poe, Assistant AD/Media Relations (slp0019@auburn.edu)
Kirk Sampson, Associate AD/Communications (kirk@auburn.edu)
FAX: (334) 844-9807

(334) 844-9800

392 S. Donahue Drive
Auburn, AL 36849
Internet: <http://www.auburntigers.com>



FLORIDA

Steve McClain, Senior Associate AD (Stevem@gators.ufl.edu)
Will Pantages, Asst. Dir/Communications (WillP@Gators.ufl.edu)
FAX: (352) 375-4809

(352) 375-4683 ext. 6100

P.O. Box 14485
Gainesville, FL 32604-2485
Internet: <http://www.FloridaGators.com>



GEORGIA

Claude Felton, Sr. Associate AD/Sports Communications
FAX: (706) 542-9339
E-Mail: cfelton@sports.uga.edu

(706) 542-1621

P.O. Box 1472
Athens, GA 30603-1472
Internet: <http://www.georgiadogs.com>



KENTUCKY

Susan Lax, Director/Communications & PR (Slax0@uky.edu)
Tony Neely, Assistant AD/Communications & PR (tneely@uky.edu)
FAX: (859) 323-4310

(859) 257-3838

Joe Craft Center, 338 Lexington Avenue
Lexington, KY 40506
Internet: <http://www.UKathletics.com>



LSU

Michael Bonnette, Associate AD/Sports Information
FAX: (225) 578-1861
E-Mail: mbonnet@lsu.edu

(225) 578-8226

LSU Athletic Administration Building
Baton Rouge, LA 70803
Internet: <http://www.LSUsports.net>



OLE MISS

Kyle Campbell, Associate AD/Communications
FAX: (662) 915-7006
E-Mail: kyle@olemiss.edu

(662) 915-7522

908 All-American Drive
University, MS 38677
Internet: <http://www.OleMissSports.com>



MISSISSIPPI STATE

Bill Martin, Associate AD/Communications
FAX: (662) 325-2563
E-Mail: bmartin@athletics.msstate.edu

(662) 325-0967

P.O. Box 5308
Mississippi State, MS 39762
Internet: <http://www.hailstate.com>



MISSOURI

Chad Moller, Associate AD/Communications
FAX: (573) 882-4720
E-Mail: mollerc@missouri.edu

(573) 882-0712

Hearnes Center ; P.O. Box 677
Columbia, MO 65205
Internet: <http://www.mutigers.com>



SOUTH CAROLINA

Steve Fink, Assistant AD/Communications
FAX: (803) 777-2967
E-Mail: finksc@mailbox.sc.edu

(803) 777-7987

Rice Athletics Center, 1304 Heyward Street
Columbia, SC 29208
Internet: <http://www.gamecocksonline.com>



TENNESSEE

Zach Stipe, Director of Football Communications
FAX: (865) 974-1269
E-Mail: zstipe@tennessee.edu

(865) 974-4167

Anderson Training Center, 1551 Lake Loudon Blvd.
Knoxville, TN 37966
Internet: <http://www.utsports.com>



TEXAS A&M

Alan Cannon, Associate AD/Media Relations
FAX: (979) 458-2273
E-Mail: acannon@athletics.tamu.edu

(979) 845-5725

Texas A&M Athletics Department, 1228 TAMU
College Station, TX 77843-1228
Internet: <http://www.12thMan.com>



VANDERBILT

Larry Leathers, Assistant Director/Communications
FAX: (615) 343-7064
E-Mail: larry.leathers@vanderbilt.edu

(615) 343-6437

2601 Jess Neely Drive
Nashville, TN 37212
Internet: <http://www.vucommodores.com>



SEC OFFICE

Chuck Dunlap, Director of Communications (cdunlap@sec.org)
Ben Beaty, Assistant Director (bbeaty@sec.org)
FAX: (205) 458-3030

(205) 458-3000

2201 Arrington Blvd. North
Birmingham, AL 35203-1103
Internet: <http://www.SECsports.com>

THIS IS THE SOUTHEASTERN CONFERENCE

• Since its formation in 1933, the SEC has directed and organized interscholastic athletic competitions, conducted tournaments and prescribed eligibility rules for student-athletes. The Conference also facilitates and assists its member institutions in maintaining intercollegiate athletic programs compatible with the highest standards of education and competitive sports.

• The Southeastern Conference crowns champions in 21 sports - 12 women's sports and nine men's sports. They include baseball, men's and women's basketball, men's and women's cross country, equestrian, football, men's and women's golf, gymnastics, soccer, softball, men's and women's swimming and diving, men's and women's tennis, men's and women's indoor and outdoor track and field, and volleyball.

• In the fall of 2012, the University of Missouri and Texas A&M University became the 13th and 14th members of the Southeastern Conference. It marked the first expansion for the SEC since 1991 and the second-ever increase for the league since its founding in 1933.

• The SEC's mission statement reflects the priorities of the league. "The purpose of the Southeastern Conference is to assist its member institutions in the maintenance of programs of intercollegiate athletics which are compatible with the highest standards of education and competitive sports."

ACADEMIC ACHIEVEMENTS

• The Southeastern Conference had 42 Google Cloud Academic All-Americans in 2017-18. The league had 16 student-athletes earn first-team honors. In total, the league has had 1,220 Academic All-Americans. The Academic All-America Teams are voted on by the College Sports Information Directors of America (CoSIDA). The Capital One Academic All-America Teams are voted on by the College Sports Information Directors of America (CoSIDA). The 42 student-athletes represent 12 of the SEC 14 schools while nine schools had at least one person on the first-team.

• The 16 SEC student-athletes who earned Google Cloud Academic All-America first-team status in 2017-18 were: Alabama's Laurent Bams (men's swimming and diving), Robert Howard (men's swimming and diving), Luke Kaliszak (men's swimming and diving) and Mackenzie Brannan (gymnastics); Arkansas' Kenzo Cotton (men's track and field/cross country), Victoria Hoggard (women's track and field/cross country) and Alexis Jacobus (women's track and field/cross country); Auburn's Tyler Stovall (football); Florida's Kelly Barnhill (softball) and Josie Kuhlman (women's tennis); Georgia's Keturah Orji (women's track and field/cross country); Kentucky's Katie Reed (softball) and Bailey Wick (softball); LSU's John David Moore (football); Missouri's Karissa Schweizer (women's track and field/cross country); and Tennessee's Michele Christy (soccer). Florida's Kelly Barnhill (softball) was selected as the 2018 Academic All-America of the Year for her sport.

• The Southeastern Conference had 19 of its student-athletes earn NCAA Postgraduate Scholarships in 2017-18. The scholarships are awarded to student-athletes who excel academically and athletically and who are at least in their final year of intercollegiate athletic competition. The SEC NCAA Postgraduate Scholarship recipients are: Joseph Bentz, Georgia (men's swimming and diving); Logan Boss, Mississippi State (women's indoor track and field); Sharlene Brady, Missouri (women's swimming and diving); Mackenzie Brannan, Alabama (gymnastics); Simone Charley, Vanderbilt (soccer); Coleman Churitch, Auburn (men's indoor track and field); Wesley Curles, Auburn (men's cross country); Roy Ejiakuekwu, Arkansas (men's outdoor track and field); Samuel Erickson, Texas A&M (men's cross country); Sarah Gregg, Tennessee (softball); Steven Gruver, Tennessee (baseball); Parker Henry, Tennessee (football); Peter Holoda, Auburn (men's swimming and diving); Lucas Kaliszak, Alabama (men's swimming and diving); Drew Kelley, Tennessee (men's outdoor track and field); Natasha Lloyd, Auburn (women's swimming and diving); Alex McMurtry, Florida (gymnastics); Keturah Orji, Georgia (women's indoor track and field); and Zoe Thatcher, Auburn (women's swimming and diving).

• The SEC was well-represented on the list of the NCAA Today's Top 10 winners in 2017. Auburn's Kasey Cooper (softball), Kentucky's Danielle Galyer (women's swimming and diving) and Texas A&M's Sarah Gibson (women's swimming and diving) were chosen as recipients. The award recognizes 10 current student-athletes who will have completed their athletics eligibility for their successes on the fields and courts, in the classroom and in the community, and the SEC has had six recipients in the last three years.

• The SEC also had five student-athletes earn the NCAA Elite 90 award, which is given to the student-athlete with the highest cumulative GPA at the finals site for each of the NCAA championships. The 2017-18 SEC recipients were: Jordan Danberry, Mississippi State (women's basketball); Alexis Jacobus, Arkansas (women's indoor track and field); Evan Lee, Arkansas (baseball); Nathan Hite, Texas A&M (men's outdoor track and field) and Victoria Hoggard, Arkansas (women's outdoor track and field). The SEC has had 48 student-athletes in total awarded with the Elite 90 award.

• Three of the 12 Honda Sports Award recipients in 2017-18 were SEC student-athletes. The award goes to the top female athlete in 12 NCAA-sanctioned sports. SEC recipients were A'ja Wilson, South Carolina (basketball); Arianne Hartono, Ole Miss (tennis); and Rhamat Alhassan, Florida (volleyball). The SEC has had five Honda Cup winners (overall winner), while 80 Honda Sports Award winners in their individual sports hail from the SEC.

• The SEC has had eight student-athletes win the William V. Campbell Trophy given by the National Football Foundation. Since the inaugural award in 1990, the SEC has had more recipients than any other conference. The award, nicknamed the "Academic Heisman" goes to college football's top scholar-athlete. In 2012, Alabama's Barrett Jones was the SEC's eighth recipient of the trophy. In 2009, Florida's Tim Tebow won the honor. LSU's Rudy Niswanger won the honor in 2005, Tennessee's Michael Munoz claimed the award in 2004, Matt Stinchcomb of Georgia in 1998, Tennessee's Peyton Manning in 1997, Florida's Danny Wuerffel in 1996 and Brad Culpepper of Florida in 1991 was the league's first recipient.

• More than 3,900 student-athletes were named to the SEC Academic Honor Roll in 2017-18. Members of the SEC Academic Honor Roll must have a 3.0 grade point average for either the previous academic year or his/her academic career at the SEC institution.

• The SEC Graduate Patch was displayed on the uniforms of more than 350 SEC student-athletes during the 2017-18 academic year.

FOR THE STUDENT-ATHLETE

• LSU volleyball student-athlete Kelly Quinn and Tennessee football student-athlete Parker Henry were named recipients of the 2017-18 H. Boyd McWhorter Southeastern Conference Scholar-Athletes of the Year Awards. The McWhorter Scholar-Athlete Award is the highest honor a student-athlete can receive in the SEC. In 2017, the SEC's Athletics Director's voted to increase the value of the postgraduate scholarships to \$20,000 each for the two winners and \$10,000 each for the 26 finalists.

• Florida gymnast Grace McLaughlin and Auburn track and field athlete Wesley Curles were named recipients of the 2017-18 Brad Davis SEC Community Service Post-Graduate Scholarship. Each Community Service Leader of the Year receives a \$10,000 post-graduate scholarship.

• Florida swimmer Caeleb Dressel and South Carolina basketball athlete A'ja Wilson were named the recipients of the 2017-2018 Roy F. Kramer SEC Athletes of the Year.

• The SEC was the first conference in the nation to assemble a Student-Athlete Advisory Committee. Two representatives from each of the SEC member schools are selected to serve on the committee which meets twice a year to discuss issues of concern to the student-athlete.

• In May 2016, the SEC introduced new Student-Athlete Leadership Councils in the sports of Football and Men's and Women's Basketball in which, in addition to the Conference's longstanding Student-Athlete Advisory Council, provide student-athletes with additional opportunities to engage with campus leaders and Conference office staff.

• One of Greg Sankey's early actions as commissioner was to create a new position in the SEC office for a Director of Student-Athlete Engagement, with the focus on creating opportunities for current and former SEC student-athletes to participate in Conference leadership and prepare for life after their intercollegiate athletics participation concludes.

• Twenty-eight current and former Southeastern Conference student-athletes participated in the SEC Career Tour in Atlanta in November 2017. This marked the second consecutive year the Conference has invited student-athletes from each of its institutions to participate in the career tour leading up to the SEC Football Championship Game. The group visited the headquarters and meet with executives and talent acquisition staff at several corporations in the Atlanta area including Turner Broadcasting System, Mercedes-Benz Corporate, the Atlanta Braves organization and Delta Airlines. The group also listened to presentations by former Arkansas football player and co-founder and CEO of the MULTIPLI Global Josh Foliant, Randy Hain, founder and president of Serviam Partners, and former Auburn swimmer Beatriz Travalon.

• The SEC conducts a New Coaches Orientation Program three times a year, which supplements institutional orientation programs and enhance the professional development of coaches. Topics of discussion range from the role of the SEC and NCAA to the role of athletics in higher education.

SPORTSMANSHIP

• The SEC has implemented sportsmanship policies meant to strengthen the league's commitment to these principles. The league also developed a sportsmanship statement for its institutions to follow. It states:

THIS IS THE SOUTHEASTERN CONFERENCE

"Coaches and student-athletes of a member institution, as well as individuals employed by or associated with that institution, including alumni, fans, patrons and boosters, shall conduct themselves with honesty and good sportsmanship. Their behavior shall at all times reflect the high standards of honor and dignity that characterize participation in the collegiate setting.

"For intercollegiate athletics to promote the character development of participants, to enhance the integrity of higher education and to promote civility in society, coaches, student-athletes and all others associated with these athletics programs and events should adhere to such fundamental values as respect, fairness, civility, honesty and responsibility. These values should be manifested not only in athletics participation but also in the broad spectrum of activities affecting the athletics program.

"It is the responsibility of each member institution to establish policies for sportsmanship and ethical conduct in intercollegiate athletics consistent with the educational mission and goals of the institution. Furthermore, member institutions are responsible for educating on a continuing basis all constituencies about these policies."

- The SEC has an annual Sportsmanship Award that will be awarded to one male and one female student-athlete. Voted on by the league's athletics directors, the award honors student-athletes who, through their actions in the competitive arena of intercollegiate athletics, have demonstrated one or more of the ideals of sportsmanship, including fairness, civility, honesty, unselfishness, respect and responsibility. The recipients of the 2017-18 award were Jake Bentley of the South Carolina football team and the collective group of the softball teams of the SEC.

IN THE COMMUNITY

- The SEC and its member institutions have partnered with the 11-state Special Olympics organizations in the SEC region. The relationship is featured on public service announcements aired on SEC telecasts, and Special Olympics participate in the Dr Pepper SEC FanFare, held in conjunction with the SEC Football and Basketball Championships.

- The SEC and its corporate sponsors host youth clinics each year in conjunction with several conference events, including the football championship game, the men's basketball tournament, the baseball tournament and the soccer tournament. These clinics provide children from host cities the opportunity to receive instruction from SEC and other area coaches.

- The SEC selects a Community Service Team in each of its 21 sports. The Community Service Team features a representative from each institution who has shown a commitment to community service.

- Daniel Carlson (Auburn), Aaron Davis (Georgia), Courtney Love (Kentucky) and Tommy Openshaw (Vanderbilt) were named to the 2017 Allstate AFCA Good Works Team®, one of the most coveted off-the-field honors in college football. The Good Works Team® award recognizes college football players who dedicate their time to bettering the community and the lives of others.

SEC NATIONAL CHAMPIONSHIPS HISTORY

- The Southeastern Conference won five national championships in 2017-18 in its sponsored sports: Football (Alabama), Women's Indoor Track and Field (Georgia), Men's Indoor Track and Field (Florida), Equestrian (Auburn) and Men's Outdoor Track and Field (Georgia). The SEC also had national runners up in Volleyball (Florida), Football (Georgia), Women's Indoor Track and Field (Arkansas), Women's Basketball (Mississippi State), Equestrian (Georgia), Men's Golf (Alabama), Women's Golf (Alabama), Women's Tennis (Vanderbilt), Men's Outdoor Track and Field (Florida), Women's Outdoor Track and Field (Georgia) and Baseball (Arkansas)

- In its history, the SEC has won 230 national championships.

- In the "big three" men's sports – football, basketball and baseball, the SEC has won 17 national championships during the last 12 academic years. The league has won nine of the last 12 football national championships.

- Since 2006, the SEC has had a national champion in 17 of its 21 sponsored sports – football, men's basketball, baseball, men's indoor track & field, men's outdoor track & field, women's indoor track & field, women's outdoor track & field, women's swimming & diving, gymnastics, women's tennis, men's tennis, men's swimming & diving, equestrian, men's golf, women's golf, softball and women's basketball.

FOR THE FANS

- For the 36th consecutive season, the SEC recorded the largest total football attendance of any conference in the country. The league has led in average attendance during the last 20 consecutive seasons. More than 7.3 million fans attended SEC football games in 2017.

- The SEC had more than 2.7 million fans attend its home men's basketball games during the 2017-18 season. In 237 home contests, SEC teams averaged 11,534 fans per game. Kentucky was first nationally in attendance, averaging 21,875 fans per contest. The SEC led all conferences in women's basketball attendance in 2017-18.

- Year after year, the SEC is the leader in college baseball attendance. In 2018, for the seventh consecutive year, the SEC's institutions drew more than 2 million fans, with a nation-leading attendance total of more than 2.2 million fans. The SEC averaged more than 4,800 fans per game in 2018. The SEC and its member schools own virtually all regular season, conference tournament, NCAA Regional and Super Regional attendance records.

ACADEMIC RELATIONS - COMMITMENT TO THE UNIVERSITY ACADEMIC MISSION

- The Southeastern Conference supports and promotes collaborative higher education programs and activities involving administrators, faculty and students at its member universities. These academic relations efforts are led by the Conference's presidents and Chancellors.

- The SEC aims to highlight the endeavors and achievements of its faculty and universities; advance the merit and reputation of SEC universities outside of the traditional SEC region; identify and prepare future leaders for high-level service in academia; increase the amount and type of education abroad opportunities available to SEC students; and support collaboration between SEC faculty and administrators.

- The SEC Academic Leadership Development Program seeks to identify, prepare and advance academic leaders for roles within SEC institutions and beyond. It has three components, a university-level program, two, three-day, SEC-wide workshops held on specified campuses for all participants, and a competitive fellowship designed to provide administrative growth opportunities for former participants.

- The SEC College Tour occurs twice annually, once in the fall and once in the spring. Enrollment administrators from all SEC universities participate in events intended to introduce SEC universities to students, parents and high school counselors from outside of the southeast region.

- The SEC education abroad focus includes a cooperative agreement that gives SEC students access to international programs offered at other SEC universities and an engineering exchange agreement with the Politecnico di Torino in Italy.

- The SEC Faculty Achievement and Professor of the Year Awards recognize faculty with outstanding records in teaching and scholarship. There is one winner per campus and one overall winner for the SEC.

- The SEC Faculty Travel Program is intended to enhance collaboration that stimulates scholarly initiatives between SEC universities. The program offers faculty from each SEC university the opportunity to travel to other universities to develop grant proposals, conduct research and deliver artistic performances.

- The SEC MBA Case Competition is an opportunity for SEC business schools to showcase their students' skills at solving simulated, real-world problems that cover the spectrum of business disciplines. The competition is held on one SEC campus and teams of four MBA students compete against other SEC teams, the best receiving various awards and recognition.



COLLEGE FOOTBALL PLAYOFF

EVERY GAME COUNTS

The College Football Playoff is a four-team event to determine college football's national champion on the field, while preserving the significance of college football's unique regular season where every game counts.

THE BEST TEAMS

The selection committee ranks the teams based on the members' evaluation of the teams' performance on the field, using conference championships won, strength of schedule, head-to-head results, and comparison of results against common opponents to decide among teams that are comparable.

TRADITION

The New Year's holiday period belongs to college football, with two semifinal games rotating annually among the Cotton Bowl, Fiesta Bowl, Orange Bowl, Peach Bowl, Rose Bowl and Sugar Bowl.

CHAMPIONSHIP MONDAY

The two winning teams from the Playoff Semifinals compete for the College Football Playoff National Championship. The national championship game is in a different city each year, always on a Monday night.

UNIVERSAL ACCESS

Every FBS team has equal access to the College Football Playoff based on its performance. No team automatically qualifies.

GOVERNANCE

The 10 FBS conferences manage the College Football Playoff and are members of the entity CFP Administration, LLC.

SELECTION COMMITTEE

A talented group of high-integrity individuals with experience as coaches, student-athletes, college administrators and journalists, along with sitting athletics directors, comprise the selection committee. Members of the committee are: Rob Mullens (chair), Frank Beamer, Paola Boivin, Jeff Bower, Joe Castiglione, Herb Deromedi, Ken Hatfield, Chris Howard, Bobby Johnson, Ronnie Lott, Gene Smith, Todd Stansbury and Scott Stricklin.

WWW.COLLEGEFOOTBALLPLAYOFF.COM

[f](#) /CollegeFootballPlayoff [t](#) @cfbplayoff [i](#) @cfbplayoff #CFBPlayoff





COLLEGE FOOTBALL PLAYOFF

SELECTION COMMITTEE RESPONSIBILITIES








- Rank the top 25 teams and assign the top four to semifinals sites.
- Assign teams to New Year's bowls.
 - Create competitive matchups.
 - Attempt to avoid rematches of regular-season games and repeat appearances in specific bowls.
 - Consider geography.

PARTICIPANTS IN THE NEW YEAR'S BOWLS

Both participants in the Orange, Rose and Sugar Bowls are contracted outside the playoff arrangement (Big Ten and Pac-12 to Rose Bowl; SEC and Big 12 to Sugar Bowl; ACC to Orange Bowl against the highest ranked available team from the SEC, Big Ten and Notre Dame). If a conference champion qualifies for the playoff, then the bowl will choose a replacement from that conference. When those bowls host the semifinals and their contracted conference champions do not qualify, then the displaced champion(s) will play in one of the other New Year's bowls.

When not hosting semifinals, the Cotton, Fiesta and Peach Bowls will welcome displaced conference champions and the top-ranked champion from a non-contract conference. The highest-ranked available teams will fill any other berths. The selection committee will make the pairings.

SCHEDULE

							
2018-19	SUGAR (JAN. 1)	ROSE (JAN. 1)	SEMIFINAL (DEC. 29)	SEMIFINAL (DEC. 29)	PEACH (DEC. 29)	FIESTA (JAN. 1)	BAY AREA (JAN. 7)
2019-20	SUGAR (JAN. 1)	ROSE (JAN. 1)	ORANGE (JAN. 1)	COTTON (DEC. 28)	SEMIFINAL (DEC. 28)	SEMIFINAL (DEC. 28)	NEW ORLEANS (JAN. 13)

WWW.COLLEGEFOOTBALLPLAYOFF.COM

 /CollegeFootballPlayoff  @cfbplayoff  @cfbplayoff #CFBPlayoff

